

\$2.00

'79 MEDIA FACT BOOK
CHICAGO WHITE SOX



WHITE SOX SPRING TRAINING HEADQUARTERS

DAYS INN OF SARASOTA

4900 N. Tamiami Trail

Sarasota, Florida 33580

Telephones: (813) 355-9721 Hotel

(813) 369-9982 Payne Park

(813) 366-1745 Allyn Field, 12th & Tuttle

Comiskey Park, Chicago

Dan Ryan at 35th Street, Chicago, IL 60616

Telephone: (312) 924-1000 Teletype: 910-221-5687

CHICAGO WHITE SOX

1979 SPRING TRAINING SCHEDULE

DATE	DAY	OPPONENT	SITE	TIME
March 9	Friday	Pittsburgh	SARASOTA	1:30 p.m.
March 10	Saturday	Pittsburgh	Bradenton	1:30 p.m.
March 11	Sunday	Boston	Winter Haven	1:30 p.m.
March 12	Monday	Philadelphia	SARASOTA	1:30 p.m.
March 13	Tuesday	Kansas City	Fort Myers	1:30 p.m.
March 14	Wednesday	Boston	SARASOTA	1:30 p.m.
March 15	Thursday	Cincinnati	Tampa	1:30 p.m.
March 16	Friday	Toronto	SARASOTA	1:30 p.m.
March 17	Saturday	Philadelphia	Clearwater	1:30 p.m.
March 18	Sunday	Kansas City	Fort Myers	1:30 p.m.
March 19	Monday	St. Louis	St. Petersburg	7:30 p.m.
March 20	Tuesday	Detroit	SARASOTA	1:30 p.m.
March 21	Wednesday	Kansas City	SARASOTA	1:30 p.m.
March 22	Thursday	Cincinnati	SARASOTA	1:30 p.m.
March 23	Friday	Toronto	SARASOTA	1:30 p.m.
March 24	Saturday	Boston	SARASOTA	1:30 p.m.
March 25	Sunday	Kansas City	SARASOTA	1:30 p.m.
March 26	Monday	N.Y. Yankees	SARASOTA	1:30 p.m.
March 27	Tuesday	Cincinnati	SARASOTA	1:30 p.m.
March 27	Tuesday	Toronto	Dunedin	1:30 p.m.
March 28	Wednesday	Boston	Winter Haven	1:30 p.m.
March 29	Thursday	N.Y. Yankees	Ft. Lauderdale	8:00 p.m.
March 30	Friday	Pittsburgh	SARASOTA	1:30 p.m.
March 31	Saturday	Detroit	Lakeland	1:30 p.m.
April 1	Sunday	Toronto	Dunedin	1:30 p.m.
April 2	Monday	Texas	Pompano	1:30 p.m.
April 3	Tuesday	Atlanta	SARASOTA	1:30 p.m.
April 4	Wednesday	Pittsburgh	Bradenton	1:30 p.m.

(WHITE SOX BOARD OF DIRECTORS)

William O. DeWitt is Chairman of the Board, Bill Veeck is President and Newton P. Frye Jr., secretary. Other members of the Board of Directors are:

Philip Bloom, Chicago attorney, Bloom and Denberg, Ltd.; Fred W. Brzozowski, President Chicago Grain Co., Inc.; David Cohen, Philadelphia attorney, Cohen, Verlin, Scherzer & Porter; John B. Coleman, President John B. Coleman & Co., and President, Whitehall and Tremont hotels, Chicago; Fred Krehbiel, Executive Vice President and Director of Molex, Inc., Chicago; Andrew J. McKenna, President Schwartz Paper Co., Chicago; Patrick J. O'Malley, Chairman and Chief Executive Officer, Canteen Corp.; Lee B. Stern, President Lee B. Stern & Co., Ltd.; and Nick Kladis, owner of One Stop Food and Liquor Store. Frye is an attorney and partner in Schiff, Hardin & Waite, Chicago while DeWitt is Chairman of the Board of the Cincinnati Coliseum Corp., and of the Cincinnati Hockey club.

TABLE OF CONTENTS

All-Time Chicago White Sox Records	46-47
American League Stadiums	49
Batting of White Sox in 1978	42
Batting — White Sox Leaders, year-by-year	44-45
Day-By-Day, Chicago White Sox, 1978	40-41
Board of Directors of White Sox	Inside Front Cover
Directory of White Sox Club	1
Farm System of White Sox	38-39
Home Attendance Yearly for White Sox	43
Hotels for 1979 Regular Season	49
Manager Don Kessinger and Coaches	2-4
No-Hit Games Involving White Sox	49
Non-Roster Players	34-37
Non-Roster Player Chart	38-39
Pitching Records of 1978 White Sox	42
Pitching Leaders, Year-By-Year	48
Pitching Department Leaders for 1978 Season	47
Roster of Sox Players, biographies and Statistics	5-33
Radio-TV Broadcasting Information	27
Sarasota Spring Training (1960-78)	43
Schedule for White Sox 1979 Regular Season	Back Cover
Scouting Staff of White Sox	39
Spring Training Schedule and Information	Inside Front Cover
Standings of White Sox, Year-By-Year	43
White Sox 1979 Roster	24-25

CHICAGO WHITE SOX DIRECTORY

Front Office Personnel

Chairman of the Board	William O. DeWitt
President	Bill Veeck
Business Manager	Rudie Schaffer
Vice President	Roland Hemond
Treasurer	Leo Breen
Secretary	Newton P. Frye, Jr.
Promotions Director/Ass't Bus. Mgr.	Michael Veeck
Traveling Secretary	Glen Rosenbaum
Publicity	Don Unferth
Media-Co-ordinator	Judy Shoemaker
Customer Relations	Millie Johnson
Ticket Manager	Bob Devoy
Team Physicians	Drs. Edwin Feldman, Sid Shafer, Wm. Meltzer and Michael Lewis.
Public Relations	Aaron Cushman & Associates.
Consultant	John Allyn
Secretary to Bill Veeck	Sandy Bowers Groak
Supervisor Accounting Department	Mickey Yunker

Administrative Staff

Kevin Barry	Dan Cohen	Sharon Barry
Jim DeMaria	Al Gleghorn	Phil Hitchman
Irene Kerwin	George Koch	Pat Lyons
Carol Marasovic	Margi Menzel	Mary Ryan
Toni Scalise	Tom Sulek	Russ Williams
Florence Yamasaki	Toni Stachon	Mary Rose Panasky
Jean McNamara		

Park Operations

Director of Park Operations	David Schaffer
Head Groundskeeper	Gene Bossard
Assistant Groundskeeper	Roger Bossard
Carpenter	Steve Couston
Electrician	Joe Mahoney
Painter	John Calabrese
Plumber	Bob Hedricks
Ground Crew	Doug Lawson, Otis Robinson, John Batiste, Leon Johnson

Bards Room

Chef	Roy Rivas
Kitchen	Wilhelmina Robinson
Maitre D'	Nick Roberts

THE MANAGER

KESSINGER, Donald Eulon

Born July 17, 1942, at Forrest City, Ark. Ht.: 6'1"; Wt.: 170 lbs. Switch-hitter, throws right. His wife's name is Carolyn and they have two sons, Keith and Kevin. Lives in Memphis, Tenn.



Don Kessinger becomes the first playing manager for the Chicago White Sox since Jimmy Dykes played the dual role from 1933 through 1939.

Kessinger came to the White Sox as a player Aug. 20, 1977, from the St. Louis Cardinals, following nearly 13 seasons of stardom as a National League infielder. A two-time "Gold Glove" winner, Kessinger led the National League shortstops in putouts and double plays in 1973 and again in putouts in 1974. Don topped the National League shortstops in every defensive department in 1969 and set a league record at that time by playing 54 consecutive errorless games. A couple of highlights in 1971 were going 6-for-6 against the Cardinals and tying a league record by starting 4 double plays. Kessinger's best major league batting average is .274 in both the 1966 and 1972 seasons.

Kessinger was originally signed by the Cubs in 1964 after a brilliant athletic career at the University of Mississippi, where he was named All-Conference in baseball and basketball. Don was a six-time member of the National League All-Star team and he has a .253 major league career batting average. After playing 11 years for the Cubs, he was traded to St. Louis Oct. 28, 1975 for Pitcher Mike Garman and Infielder Bobby Hrapmann. When Kessinger came to the White Sox in 1977, the Cardinals acquired Pitchers Dave Hamilton and Silvio Martinez.

Kessinger is active in Fellowship of Christian Athletes and in 1977 Don became the first winner of the Danny Thompson Memorial Award which Baseball Chapel gives for "exemplary Christian spirit in baseball." In 1978 the Illinois Chapter of Amyotrophic Lateral Sclerosis Foundation presented Kessinger with the Lou Gehrig Memorial Award.

Year	Club	G	AB	R	H	2B	3B	HR	RBI	SB	AVG
1964	Fort Worth	77	280	28	66	6	2	0	12	4	.236
1964	Chicago	4	12	1	2	0	0	0	0	0	.167
1965	Dallas-Ft Worth	46	193	34	55	6	3	0	14	20	.285
1965	Chicago	106	309	19	62	4	3	0	14	1	.201
1966	Chicago	150	533	60	146	8	2	1	43	13	.274
1967	Chicago	145	580	61	134	10	7	0	42	6	.231
1968	Chicago	160	655	63	157	14	7	1	32	9	.240
1969	Chicago	158	664	109	181	38	6	4	53	11	.273
1970	Chicago	154	631	100	168	21	14	1	39	12	.266
1971	Chicago	155	617	77	159	18	6	2	38	15	.258
1972	Chicago	149	577	77	158	20	6	1	39	8	.274
1973	Chicago	160	577	52	151	22	3	0	43	6	.262
1974	Chicago	153	599	83	155	20	7	1	42	7	.259
1975	Chicago	154	601	77	146	26	10	0	46	4	.243
1976	St. Louis	145	502	55	120	22	6	1	40	3	.239
1977	St. Louis*	59	134	14	32	4	0	0	7	0	.239
1977	Chicago	39	119	12	28	3	2	0	11	2	.235
1978	Chicago	131	431	35	110	18	1	1	31	2	.215
Major League Totals		2022	7541	881	1909	248	80	12	520	99	.253

* Acquired from St. Louis Aug. 20, 1977 for Pitchers Dave Hamilton and Silvio Martinez.

THE COACHES

MARTIN, Fred Turner

Born: June 27, 1915, at Williams, Okla. **Ht:** 6'1"; **Wt:** 190 lbs. **Threw and batted** righthanded. **Married** Helen Ann Phillips; they have 2 daughters Ronda and Veronica. **Lives in** Scottsdale, Ariz.



Fred Martin, the White Sox new pitching coach, brings with him a wealth of experience, both as a player and as an instructor. For the last 14 years Martin has been coaching minor league pitchers for the Chicago Cubs and Detroit Tigers; prior to that, Martin was the Cubs pitching coach in 1961-64.

Martin pitched for 17 years in the minors and his 23-6 won-and-lost record for Houston in 1941 still stands as a Texas League record. He also pitched for the St. Louis Cardinals three seasons, compiling a 12-3 record with an ERA of 3.78 in 57 games. He was a Cardinal rookie in 1946, went to the Mexican League that year, returning to St. Louis in 1949. Martin's playing career was interrupted by World War II, when he spent 4 years in military service.

Martin has also had managerial experience as he was pilot of Temple (Big State League) in 1954; Dallas (Texas League) 1958-59, and St. Cloud (Northern) in 1960.

Years	Clubs	G	W	L	IP	H	R	ER	BB	SO	ERA
17	Minor League totals	618	169	135	2522	2559	1256	946	668	1302	3.38
3	Major League totals	57	12	3	162	181	80	68	58	88	3.78

SPARKS, Joseph Everett

Born: March 15, 1938, at McComas, W.Va. **Ht:** 6'; **Wt:** 180 lbs. **Batted left, threw right.** His wife is Mary and they have 3 children, Joseph, Stephanie and Rodney. **Lives in** Phoenix, Ariz.



White Sox coach Joe Sparks gained a vast amount of experience during his 13 years as a minor league player and coach, and also as a manager in the minors the last 9 years. An infielder, Sparks batted almost 5,000 times in the minors, with a .274 career average. He was also a player-coach three seasons (1967-68-69) and then managed three pennant winners while serving as skipper in over 1,000 games. Many current White Sox served part of their minor league apprenticeship under Sparks.

A 4-sport prep star, Sparks broke into pro baseball in the Giants organization in 1956. He spent 10 seasons in the Giants' organization, then joined the White Sox system in 1966. His best years as a player were in 1960-61 when he hit .308 each season in the Northwest and Eastern Leagues. In 1969 Sparks was voted on the Southern League All-Star team.

Sparks managed championship clubs at Duluth-Superior in 1970, Appleton in 1971 and Iowa in 1973. He was named manager of the Midwest League All-Star team in 1971 and of the Southern League in 1972.

Years	Clubs	G	AB	R	H	2B	3B	HR	RBI	AVG
13	Minor League totals	1474	4839	658	1324	220	36	103	706	.274

Manager: Duluth-Superior, 1970; Appleton, 1971; Knoxville, 1972; Iowa, 1973-74-75; Toledo, 1976; Iowa, 1977-78. Managerial record: 598 victories, 553 defeats for .520 Pct.

WINKLES, Bobby Brooks

Born: March 11, 1930 at Swifton, Ark. **Ht:** 5'9"; **Wt:** 170 lbs. **Batted and threw right.** Married Ellie Hoemann and they have 3 daughters, Kelly, Jaime and Kristi. Lives in Anaheim, CA.



When Bobby Winkles signed on as a White Sox coach for 1979, it meant that the former infielder had returned to the club that signed him to his first professional contract. A former Illinois Wesleyan University star athlete, Winkles signed with the White Sox organization in 1951 and played for 7 seasons in the high minors before becoming baseball coach at Arizona State (Tempe) University.

Winkles coached there for 13 years, winning three NCAA championships as his teams compiled a 524-173 won-and-lost record for a .752 percentage. Winkles was named by The Sporting News as College Baseball Coach of the Year, 1965, 1967 and 1969. He sent many stars to the majors, including Reggie Jackson, Sal Bando, Rick Monday and Lerrin LaGrow.

Winkles joined the California Angels coaching staff Dec. 8, 1971, was the first base coach in 1972 and then was appointed Angels' manager Oct. 11, 1972. His club finished fourth in 1973; on June 26, 1974, he was replaced at California by Dick Williams. Winkles then joined Oakland as coach for the rest of 1974 and all of 1975. Winkles joined the San Francisco Giants in 1976 as a coach and remained there until he became manager of Oakland June 10, 1977. He resigned with Oakland in first place May 23, 1978.

Years	Clubs	G	AB	R	H	2B	3B	HR	RBI	AVG
7	Minor League totals	858	3290	415	890	130	24	12	297	.271

Manager: California, 1973-74; Oakland, 1977-78. Coach: California, 1972; Oakland, 1974-75; San Francisco, 1976-77.

SLUGGING AVERAGE

To figure a slugging percentage, divide the number of total bases (one base for a single, two for a double, three for a triple and four for a home run) by the times at bat.

BANNISTER, Alan

IF-OF No. 7

Born September 3, 1951, in Buena Park California. Height: 5 ft., 11 in. Weight: 175 lbs. Bats and throws right. Married Kathleen Edwards. Lives in Newport Beach, California.



Alan Bannister underwent surgery on his right shoulder in late 1978, hopeful that the doctors could cure his problem and give the speedy Californian a fresh start this year. The ailing shoulder limited Alan to occasional part-time play in 1978 as he made only 107 plate appearances.

In 1977, when Alan was the White Sox regular shortstop, he batted .275 in 139 games with 57 runs batted in, proving that he could hit major league pitching.

A former Arizona State University star, Bannister signed his first professional contract in the winter of 1973 with the Phillies. Philadelphia had made Bannister their No. 1 draft choice in 1968 but Alan had just graduated from Buena Park (CA) High School and decided upon college, instead. At Arizona, Bannister set NCAA records for hits, RBIs and total bases so the Phils again made him their first choice in the draft.

Bannister had trials both as an outfielder and infielder with the Phillies in 1974 and 1975 before the White Sox acquired him in the winter meetings in December, 1975.

Year	Club	G	AB	R	H	2B	3B	HR	RBI	SB	AVG
1973	Eugene	130	460	72	105	17	2	4	46	27	.228
1974	Toledo	94	343	56	99	17	7	4	40	36	.289
1974	Philadelphia	26	25	4	3	0	0	0	1	0	.120
1975	Toledo	101	335	50	74	7	3	5	27	23	.221
1975	Philadelphia*	24	61	10	16	3	1	0	0	2	.262
1976	Iowa	42	118	24	29	6	0	3	12	12	.246
1976	Chicago (A)	73	145	19	36	6	2	0	8	12	.248
1977	Chicago	139	560	87	154	20	3	3	57	4	.275
1978	Chicago	49	107	16	24	3	2	0	8	3	.224
Major League Totals		311	898	136	233	32	8	3	74	21	.259

*Acquired from Philadelphia along with Roy Thomas and Dick Ruthven in exchange for Jim Kaat and Mike Buskey on December 10, 1975.

DID YOU KNOW . . .

A player is considered a rookie unless, during a previous season or seasons, he has (a) exceeded 130 times at bat or 50 innings pitched in the major leagues or (b) accumulated more than 45 days on the active list of a major league club or clubs during the period of the 25-player limit, excluding time in military service.

To determine the "magic" number in a pennant race, compute the number of games yet to be played, add one, then subtract the number of games ahead in the lost column of the standings from the closest opponent.

Player limit is 40 men from Sept. 1 to opening day of the following season; then 25 until Sept. 1.

A fielding champion must appear in 108 games at his position, except a catcher, who must appear in 81 games.

MAY 18, 1934, was a historic date at Comiskey Park; on that date Jimmy Foxx, famed Philadelphia slugger, blasted a 460 foot home run into the centerfield bleachers thus becoming the first player to accomplish that feat.

Born June 10, 1953, in Hermosillo, Mexico. Height: 6 ft., 3 in. Weight: 195 lbs. Bats and throws right. Married. Lives in Hermosillo.



Francisco Barrios over a one month period last season pitched as well as any hurler in the big leagues — yes, even including the Yankees' Ron Guidry. In late May Barrios started a remarkable streak by blanking Oakland, 4-0, on a 2-hitter. He followed with a 5-1 five-hit win over Kansas City, then tossed a 7-hit 3-0 shutout over Cleveland and a 2-1 8-hitter over Texas; when the streak ended it was on a tough 2-1 loss to Kansas City June 16.

Barrios, a native of Hermosillo, Mexico, has been playing baseball since he was 9 but he didn't see his first major league game until 1972, when he was 18 and a professional player with Mexicali in the Mexican League. In 1973 he was named Mexican League Rookie of the Year and then, to show the tremendous progress made by this husky righthander, he was named as the outstanding Mexican Player in the major leagues in 1977 by the Mexico Baseball Hall of Fame.

This marks Barrios' fourth full season with the White Sox; he was 14-7 in 1977, fourth in percentage among the league's rotation starters. A discovery of Sox Vice president Roland Hemond, who acquired Francisco Dec. 2, 1973 from Jalisco, Barrios registered his first big league triumph on his 23rd birthday, June 10, 1976, at Milwaukee.

One of the highlights in Barrios' career came back in July 28, 1976, when he and John "Blue Moon" Odom combined in a no-hitter for Chicago at Oakland. Barrios had a brief trial with the White Sox in 1974, pitching just 2 innings in relief. In his rookie year (1976) Barrios won 5 games and also had 3 saves.

Year	Club	G	W	L	IP	H	R	ER	BB	SO	ERA
1971	S.L. Potosi	18	6	4	90	76	45	32	32	43	3.20
1971	Mexicali	22	7	4	113	103	38	34	44	71	2.71
1972	Zacatecas	19	5	9	97	102	70	60	41	55	5.57
1972	Jalisco	8	1	1	23	23	15	12	14	11	4.70
1973	Jalisco	33	10	12	198	157	70	52	98	158	2.36
1973	Phoenix*	6	2	1	30	36	18	15	10	9	5.40
1974	Knoxville	26	9	5	124	112	60	54	58	84	3.92
1974	Chicago	2	0	0	2	7	6	6	2	2	27.00
1975	Jalisco	31	10	12	183	169	77	55	85	138	2.70
1975	Denver	3	2	0	23	21	10	10	9	12	3.91
1976	Chicago	35	5	9	142	136	72	68	46	81	4.32
1977	Chicago	33	14	7	231	241	117	106	58	119	4.12
1978	Chicago	33	9	15	196	180	93	88	85	79	4.05
Major League Totals		103	28	31	571	564	288	268	191	281	4.22

* Acquired along with Pitcher Manuel Lugo from the Jalisco Club on Dec. 2, 1973, in exchange for Infielder Rudy Hernandez.

HITTING FOR THE CYCLE

Only two Chicago White Sox players have hit for the cycle, one of baseball's most unusual feats (single, double, triple, home run in the same game).

1922—June 22—Ray Schalk at Detroit.

1977—Sept. 24—Jack Brohamer at Seattle.

BAUMGARTEN, Ross**LHP No. 30**

Born May 27, 1955, in Highland Park, Ill. Height: 6 ft., 1 in. Weight: 180. Throws and bats left. Lives in Glencoe, Ill.



Ross Baumgarten performed the unique feat of winning in each classification in professional baseball in 1978. The former Chicago prep mound star (New Trier East) started the '78 season in Class A and went right up the ladder to the majors before the season came to a conclusion. Baumgarten had a brilliant 9-1 mark at Appleton (A), then was 2-1 at Knoxville (AA), was 5-4 for Iowa (AAA), and finally had a 2-2 mark for the parent White Sox.

The White Sox had made Baumgarten their 20th choice in the 1977 Free Agent Draft. Following his high school career at suburban Winnetka, Baumgarten pitched for Florida Southern college, Palm Beach Junior college and the University of Florida from 1973 to 1977 and he was picked on the All Southeastern Conference team.

Year	Club	G	W	L	IP	H	R	ER	TBB	SO	ERA
1977	Appleton	17	3	6	84	82	48	35	37	65	3.75
1978	Appleton	10	9	1	74	49	19	15	18	73	1.82
1978	Knoxville	4	2	1	25	22	9	9	7	14	3.24
1978	Iowa*	9	5	4	66	57	30	24	23	54	3.29
1978	Chicago	7	2	2	23	29	15	15	9	15	5.87
Major League Totals		7	2	2	23	29	15	15	9	15	5.87

* Acquired August 12, 1978, from Iowa.

BELL, Kevin Robert**IF No. 8**

Born July 13, 1955, in Los Angeles, California. Height: 6 ft. Weight: 185 lbs. Bats and throws right. Married to Bonnie Bongers. Lives in Covina, California.



A knee injury incurred June 20, 1977, slowed youthful Kevin Bell's progress to major league stardom; 1978 proved to be a year of gradual recovery as Bell managed to get in 89 games for Iowa and another 54 in a White Sox uniform. With the knee injury well in the past now, White Sox fans are pulling for the husky Californian to provide a potent bat at Comiskey Park.

Bell signed with the White Sox in 1974 and hit 15 home runs that year for Appleton. Bell made his big league debut in 1976 and got his first hit off Mike Cuellar of Baltimore; his first homer in the majors was an inside-the-park job at Kansas City.

Year	Club	G	AB	R	H	2B	3B	HR	RBI	SB	AVG
1974	Appleton	77	283	46	78	11	1	15	59	4	.276
1975	Appleton	67	239	32	68	16	4	8	42	3	.285
1975	Knoxville	66	224	31	68	15	1	11	41	4	.304
1976	Iowa*	51	165	24	47	12	0	4	24	3	.285
1976	Chicago	68	230	24	57	7	6	5	20	2	.248
1977	Iowa	49	183	39	56	9	1	14	39	5	.306
1977	Chicago	9	28	4	5	1	0	1	6	0	.179
1978	Iowa	39	305	48	65	12	1	12	40	1	.213
1978	Chicago	54	68	9	13	0	0	2	5	1	.191
Major League Totals		131	321	37	75	8	6	8	31	3	.230

* Acquired from Iowa on June 16, 1976.

BLOMBERG, Ronald Mark**OF-1B No. 10**

Born August 23, 1948, in Atlanta, Georgia. Height: 6 ft., 1 in. Weight: 205 lbs. Bats left and throws right. Married Mara Goldsmith; they have a son, Adam. Lives in Chicago, Illinois.



The 1978 season was a transition period for Ron Blomberg; because of injuries the former Yankee slugger had only played in two games from July 12, 1975 until the start of the 1978 campaign. Rattling on the comeback trail last summer, the "Boomer" managed to get in 156 at bats and his hits included several key safeties.

Baseball's No. 1 selection in the June, 1967 Free Agent Draft, Blomberg signed with the Yankees and for a couple of years in the early 1970's he was one of the better hitters in baseball. He hit .329 in 1973 and .311 the next season. But in 1975 he damaged his shoulder and then in spring training in 1977 Ron injured his left knee running into a fence. After having had more than his share of adversity, Blomberg is working hard to regain the skills that once made him one of the league's most feared hitters.

Blomberg grew up in Atlanta, Ga., where he was an outstanding prep athlete for Druid Hills. He was captain of the baseball and basketball teams and a sprinter on the track team and was swamped with scholarship offers upon his graduation. But he decided upon pro baseball and was signed by Yankee scout Atley Donald, a former NY hurler. He made his major league debut two years later. Blomberg holds the distinction of being the first man to bat in a big league game as a designated hitter.

Year	Club	G	AB	R	H	2B	3B	HR	RBI	SB	AVG
1967	—Johnson City	66	236	51	70	12	3	10	55	9	.297
1968	—Kinston	105	359	41	90	10	4	7	43	6	.251
1969	—Manchester	107	384	63	109	17	7	19	52	10	.284
1969	—New York	4	6	0	3	0	0	0	0	0	.500
1970	—Syracuse	92	289	50	79	13	2	10	38	10	.273
1971	—Syracuse	48	138	24	45	9	3	6	20	3	.326
1971	—New York	64	199	30	64	6	2	7	31	2	.322
1972	—New York	107	299	36	80	22	1	14	49	0	.268
1973	—New York	100	301	45	99	13	1	12	57	2	.329
1974	—New York	90	264	39	82	11	2	10	48	2	.311
1975	—New York	34	106	18	27	8	2	4	17	0	.255
1976	—New York	1	2	0	0	0	0	0	0	0	.000
1977	—New York										
Did not play due to injury											
1978	—Chicago	61	156	16	36	7	0	5	22	0	.231
Major League Totals		461	1333	184	391	67	8	52	224	6	.293

** Acquired by Chicago Nov. 17, 1977 via Re-Entry Draft.


SCORING RULE ON PINCH-HITTERS

A player shall be considered a pinch-hitter only if he enters the game as a substitute batter and then only on his first time at bat which must be before he becomes a fielder. If the team bats around and a pinch hitter comes up a second time in the inning in which he first appeared he will not be considered a pinch hitter during that second time up.

A substitute hitter for a Designated Hitter is both a pinch hitter and a designated hitter on his first time at bat. On subsequent trips to the plate he is a Designated Hitter only.

BOSLEY, Thaddis, Jr. OF No. 22

Born September 17, 1956, in Oceanside, California. Height: 6 ft., 3 in. Weight: 175 lbs. Bats and throws left. Lives in Santa Ana, California.



22-year-old Thad Bosley broke into the American League in sparkling fashion for the California Angels June 29, 1977 with a triple, single and 3 RBI's; later that season Thad celebrated his 21st birthday against the White Sox at Comiskey Park Sept. 17 with a triple, 3 singles and a walk. Thus, it came as no surprise that the Sox insisted that Bosley be included in the Bobby Bonds deal that December.

Bosley split the 1978 season between Iowa and the parent Sox, showing impressively in both places. He is capable of playing any of the outfield positions and is a speed merchant; he had 33 stolen bases for Iowa and Chicago last year and in one season (1976) Thad swiped 90 bases for Salinas of the California League.

Bosley is an accomplished pianist and also plays the flute. He attended Mira Costa College (CA) with an emphasis on music appreciation. The Angels had originally acquired Bosley in the June, 1974 free agent draft.

Year	Club	G	AB	R	H	2B	3B	HR	RBI	SB	AVG
1974	Idaho Falls	68	223	55	54	3	4	0	14	27	.242
1975	Quad Cities	108	379	67	113	12	3	1	60	37	.298
1976	Salinas	134	527	105	171	26	4	2	72	90	.324
1977	Salt Lake City	69	298	55	97	22	2	2	38	23	.326
1977	California*	58	212	19	63	10	2	0	19	5	.297
1978	Iowa	47	179	27	52	3	0	3	15	21	.291
1978	Chicago	66	210	25	59	5	1	2	13	12	.269
Major League Totals		124	431	44	122	15	3	2	32	17	.283

* Acquired from California Angels Dec. 5, 1977, along with Outfielder Bobby Bonds and Pitcher Dick Dotson in exchange for Pitchers Chris Knapp and David Frost and Catcher Downing.

BURNS, Robert Britt LHP No. 40

Born June 8, 1959, in Houston, Texas. Height: 6 ft., 5 in. Weight: 215 lbs. Throws left, bats right. Lives in Birmingham, Alabama.



A tip to Bill Veeck from a veteran Chicago Tribune newspaper man, Bob Cromie, put the White Sox on the trail of big Robert Britt Burns, brilliant prep pitching ace of Huffman High, Birmingham, Alabama, last spring. Britt, as he prefers to be called, broke all of his school's pitching records with two-year totals of 292 strikeouts, only 30 hits and 30 walks in 139 innings, with an ERA of 0.12. He had a 35-2 won-and-lost record as a prep hurler.

Year	Club	G	W	L	IP	H	R	ER	BB	SO	ERA
1978	Appleton*	66	3	2	30	25	8	8	2	28	2.40
1978	Knoxville	4	1	1	21	24	16	10	4	17	4.29
1978	Chicago	2	0	2	8	14	12	11	3	3	12.91
Major League Totals		2	0	2	8	14	12	11	3	3	12.91

* Purchased August 2, 1978, from Appleton.

CHAPPAS, Harry Perry

IF No. 13

Born October 26, 1957, in Mt. Rainier, MD. Height: 5 ft., 3 in. Weight: 150 lbs. Switch-hitter, throws right. Lives in Lauderhill, Florida.



The diminutive Harry Chappas made a very impressive showing when the White Sox brought the speedy shortstop up from Class A ball last September. Chappas, who stands just 5-3 and weighs 150 pounds, batted a respectable .267 in 20 games and did a really outstanding job in the infield as he handled 92 chances, many of them difficult, without a single bobble.

Chappas immediately charmed Comiskey Park fans with his fielding wizardry and hitting ability; this is something he has done ever since he began playing baseball. Chappas starred at Nova High, Davie, Fla., where he was named the most valuable player in Broward county and picked on the All-State prep nine. Chappas batted .420 his senior year and then hit .395 for Miami Dade North Jr. college, causing Sox scout Walt Widmayer to recommend that Chicago select Harry in the third round of the January, 1976 Free Agent draft.

Year	Club	G	AB	R	H	2B	3B	HR	RBI	SB	PCT
1976	—Appleton	102	378	61	99	9	8	4	38	40	.262
1977	—Knoxville	123	386	51	89	10	4	2	18	20	.231
1978	—Appleton*	130	493	91	149	23	14	1	62	60	.302
1978	—Chicago	20	75	11	20	1	0	0	6	1	.267
Major League Totals		20	75	11	20	1	0	0	6	1	.267

*Purchased September 7, 1978, from Appleton.

NANCY IN 9TH YEAR

Organist Nancy Faust is in her ninth season at Comiskey Park. Born and educated in Chicago, Nancy started playing the organ at the age of 4 under the tutelage of her mother. She is a graduate of North Park College with a degree in psychology.

ALL TIME CHICAGO WHITE SOX FIELDING LEADERS (100 or more games)

	Year	G	E	PO	A	AVG.	
1B	Jim Spencer	1976	143	2	1206	112	.998
2B	Nelson Fox	1962	154	8	376	428	.990
SS	Ronald Hansen	1963	144	13	247	483	.98250
3B	Floyd Baker	1947	101	7	84	253	.980
OF	Kent Berry	1969	120	0	215	7	1.000
C	Sherman Lollar	1964	146	2	939	67	.998
P	Joel Horlen	1967	35	0	29	53	1.000
	Tommy John	1969	33	0	16	66	1.000

FINNEGAN PA ANNOUNCER

Bob Finnegan has been the White Sox Public Address since 1971. A University of Chicago graduate, he has had extensive microphone experience and he served for 10 years as Program Director for Radio Station WCFL. During the late 1960's Finnegan teamed with Bob Elson in broadcasting White Sox games. He also has done baseball's Game of the Week broadcasts, college and professional football and basketball and boxing matches.

COLBERN, Michael Malloy**C No. 19**

Born April 19, 1955 in Santa Monica, California. Height: 6 ft., 3 in. Weight: 205 lbs. Bats and throws right. Married to Connie Cox. Lives in Tempe, Arizona.




A catcher-pitcher in high school and an all-star outfielder in college, Mike Colbern is now rated as one of the most promising young receivers to reach the majors. Colbern attended Hawthorne (CA) high school where he was the South Bay's baseball player of the year and a member of the Southern California All-Stars. Then Mike starred at Arizona State University as an outfielder for 3 years and he was a member of the U.S.A. All-Stars that toured Japan. Colbern was named on The Sporting News All-Star college nine in 1976.

Year	Club	G	AB	R	H	2B	3B	HR	RBI	SB	AVG
1976	Sarasota	26	103	7	25	3	4	0	16	1	.243
1977	Knoxville	119	407	39	116	23	2	11	55	10	.285
1978	Iowa*	75	251	32	71	11	0	12	44	1	.283
1978	Chicago	48	141	11	38	5	1	2	20	0	.270
Major League Totals		48	141	11	38	5	1	2	20	0	.270

* Acquired July 17, 1978, from Iowa.

FOLEY, Marvis Edwin**C No. 42**

Born August 29, 1953, in Stanford, Kentucky. Height: 6 ft. Weight: 195 lbs. Bats left, throws right. Single. Lives in Lexington, Kentucky.



Marvis Foley made a fine impression last September when called up from Knoxville to the parent White Sox; the husky receiver batted .353 with six RBIs in just 11 games in his American League debut.

A native of Lexington, Ky., and a three year catcher for the University of Kentucky Wildcats, Foley was the glue that helped hold a Knoxville club together that won the championship of the Southern League last summer. While at UK, Foley had been named on the All-South Eastern conference baseball team both in 1974 and 1975. White Sox scout Walt Widmayer signed Foley to an Appleton (Wis) contract June 14, 1974.

Year	Club	G	AB	R	H	2B	3B	HR	RBI	SB	AVG
1975	Appleton	6	103	1	4	0	0	0	1	0	.308
1975	Knoxville	51	150	22	44	9	0	1	27	1	.293
1976	Knoxville	126	414	44	104	12	2	2	36	3	.251
1977	Appleton	48	162	24	44	6	2	3	21	8	.272
1977	Knoxville	62	216	32	66	13	3	6	41	2	.306
1977	Iowa*	10	27	1	5	3	0	1	4	1	.185
1978	Knoxville	103	338	52	93	20	5	1	44	1	.275
1978	Chicago	11	34	3	12	0	0	0	6	0	.353
Major League Totals		11	34	3	12	0	0	0	6	0	.353

* Acquired from the Iowa Club October 26, 1977.

Born December 2, 1945, in Monroe, Louisiana. Height: 5 ft., 11 in. Weight: 197 lbs. Bats left, throws right. Married Ruby Mack; 3 children, Shonta, Ralph, Jr., and Rae. Lives in Missouri City, Texas.



Although Ralph Garr failed to attain the coveted .300 mark for the first time in the last three seasons, the Texas speedster still retains a major league lifetime average of .309. Garr, after hitting .300 right on the button his first two seasons with Chicago, dropped off to .275 in 1978 but he still paced the club in runs scored, with 67, and in triples with 9 and he was second to Manager Don Kessinger in sacrifice bunts with 10, plus being second on the team in hits, with 122.

Garr enjoyed a brilliant college career at Grambling, where he led the NAIA with a .568 average. Ralph was the Atlanta Braves' third choice in the June, 1967 Free Agent draft. Garr quickly attained stardom in the minors as he was both batting champion and the base-stealing leader of the Texas and International Leagues in 1969 and 1970. Then Garr batted .386 in the International League in 1970 to earn promotion to the Atlanta Braves.

Garr has been a big league regular ever since. In 1974 Garr was batting champion of the National League with .353 and he topped the circuit in hits with 214 and triples with 17. He was named on the National League All-Star team that year.

Garr, who credits Paul Richards as the man responsible for his success, comes from a large family, having six brothers and one sister.

Year	Club	G	AB	R	H	2B	3B	HR	RBI	SB	AVG
1967	Austin	58	234	37	64	9	3	3	18	4	.274
1968	Shreveport	127	485	76	142	20	6	2	35	32	.293
1968	Atlanta	11	7	3	2	0	0	0	0	1	.285
1969	Richmond	106	438	64	144	12	5	2	25	63	.329
1969	Atlanta	22	27	6	6	1	0	0	2	1	.222
1970	Atlanta	37	96	18	27	3	0	0	8	5	.281
1970	Richmond	98	391	83	151	26	3	7	51	39	.386
1971	Atlanta	154	639	101	219	24	6	9	44	30	.343
1972	Atlanta	134	554	87	180	22	0	12	53	25	.325
1973	Atlanta	148	668	94	200	32	6	11	55	35	.299
1974	Atlanta	143	606	87	214	24	17	11	54	26	.353
1975	Atlanta*	151	625	74	174	26	11	6	31	14	.273
1976	Chicago	136	527	63	158	22	6	4	36	14	.300
1977	Chicago	134	543	78	163	29	7	10	54	12	.300
1978	Chicago	118	443	67	122	18	9	3	29	7	.275
Major League Totals		1188	4735	578	1465	201	62	66	366	170	.309

ALL-STAR GAME RECORD


Year	Club	G	AB	R	H	2B	3B	HR	RBI	SB	AVG
1974	National	1	3	0	0	0	0	0	0	0	.000

BEST WHITE SOX HITTING STREAKS

Year	Player	Games	Year	Player	Games
1936	Luke Appling	27	1967	Ken Berry	20
1943	Guy Curtright	26	1962	Nelson Fox	19
1950	Chico Carrasquel	24	1951	Bob Dillinger	18
1955	Orestes Minoso	23	1963	Pete Ward	18
1953	Sam Mele	22	1977	Ralph Garr	18
1960	Roy Sievers	21			

GATES, Joseph D.**IF No. 34**

Born October 3, 1954, in Gary, Indiana. Height: 5 ft., 7 in. Weight: 175 lbs. Bats left, throws right. Lives in Gary, Indiana.



Joe Gates batted .333 in 131 games for Knoxville to capture the batting championship of the Southern League in 1978; the White Sox brought Gates up in September and the Gary, Indiana, infielder hit .250 in 8 contests. Gates was named as the Southern League Player of the Year and also as the second baseman on the Class AA All-Star team.

Gates was a baseball, basketball and track star at Roosevelt (Gary) High School, being captain and Most Valuable Player on the cage and baseball teams. The White Sox acquired Gates from the Kansas City organization in the spring of 1978 in exchange for minor league outfielder Mike Ondina.

Year	Club	G	AB	R	H	2B	3B	HR	RBI	SB	PCT.
1974	Sar Academy	52	174	54*	66	4	5	2	16	10	.379
1975	Waterloo	123	411	115*	111	15	4	3	44	55	.270
1976	Jacksonville	124	386	63	108	14	5	1	21	25	.280
1977	Jacksonville	120	397	62	105	12	8	2	26	32	.264
1978	Knoxville*	131	478	83	159	18	5	4	53	36	.333
1978	Chicago	8	24	6	6	0	0	0	1	1	.250
Major League Totals		8	24	6	6	0	0	0	1	1	.250

* Purchased September 11, 1978, from Knoxville.

HILL, Anthony Jon**IF No. 54**

Born November 12, 1958, in Los Angeles, California. Height: 5 ft., 11 in. Weight: 165 lbs. Bats and throws right. Married. Los Angeles, CA.



A former Hollywood, California prep star, Hill captained his high school nine in 1975-76 and was the top hitter in the league the latter year with a .475 average. He signed with the Sarasota White Sox in 1976, then split the 1977 season between Sarasota and Appleton, stealing 56 bases in 107 games. In 1978 Hill got in an even 100 games for Knoxville, champions of the Southern League and pilfered 42 sacks. Hill had brief trials with Iowa in AAA both in 1977 and

1978. In 1977 Hill topped Midwest League second basemen in defensive play.

Year	Club	G	AB	R	H	2B	3B	HR	RBI	SB	PCT.
1976	Sar. W. Sox	52	210	38	46	1	2	0	20	14	.219
1977	Appleton	54	211	30	47	3	2	1	14	20	.223
1977	Sar. W. Sox	53	224	49	62	4	4	1	26	36	.227
1977	Iowa	9	26	4	6	0	0	0	2	0	.231
1978	Knoxville	100	395	59	99	13	5	2	37	42	.251
1978	Iowa*	20	67	2	8	3	0	0	3	6	.119

* Purchased October 20, 1978, from Knoxville.


HOW TO DETERMINE ERA

To find out the earned run average of a pitcher, multiply the number of earned runs by nine and divide the result by the innings pitched.

HINTON, Richard Michael

LHP No. 47

Born May 22, 1947, in Tucson, Arizona. Height: 6 ft., 2 in. Weight: 185 lbs. Bats and throws left. Married to Karen Brittain and they have two children, Danny and Erin. Lives in Tucson, AZ.



A product of the White Sox farm system, southpaw Rich Hinton has also seen service with the Yankees, Rangers and Reds, as well as Mexico City since first breaking into pro ball with Lynchburg in 1969. Hinton is one of the numerous products of the University of Arizona, where he won 32 games while losing only 8 in three seasons.

Hinton was recommended to the Sox by the late Gordon Maltzberger, one time Chicago relief star. In 1972 Rich hurled a 5-0, seven inning no-hit victory against Toledo in the International League.

Hinton was an all-around athlete at Marana (Arizona) High School. At the U. of Arizona he was captain and all-conference for two years.

Year	Club	G	W	L	IP	H	R	ER	BB	SO	ERA
1969	Lynchburg	7	3	1	43	30	19	16	13	31	3.35
1969	Tucson	4	1	2	28	32	16	13	6	12	4.18
1970	Tucson	31	10	12	196	216	106	88	43	103	4.04
1971	Tucson	20	8	6	137	167	74	69	39	104	4.53
1971	Chicago	18	3	4	24	27	12	12	6	15	4.50
1972	New York	7	1	0	17	20	11	9	8	13	4.85
1972	Syracuse	19	3	9	96	101	58	51	36	71	4.78
1972	Texas	5	0	1	11	7	10	3	10	4	2.38
1973	Oklahoma City*	36	8	7	113	126	69	64	45	80	5.08
1974	Iowa	48	6	5	83	82	48	42	48	69	4.55
1975	Denver	30	9	2	69	66	34	25	22	51	3.25
1975	Chicago	15	1	0	37	42	22	20	15	30	4.36
1976	Indianapolis	37	2	5	81	81	29	27	25	53	3.00
1976	Cincinnati	12	1	2	18	30	15	15	11	8	7.50
1977	Mexico City*	27	14	8	189	201	83	61	51	100	2.90
1978	Iowa	4	4	0	33	26	11	10	6	26	2.70
1978	Chicago	29	2	6	81	78	38	36	28	48	4.02
Major League Totals		86	8	13	188	203	108	95	78	118	4.55

*Selected in Re-entry draft by White Sox November 4, 1977 and signed by Iowa November 28, 1977.

HOWARD, Fred Irving

RHP No. 41

Born September 2, 1956 in Portland, Maine. Height: 6 ft., 3 in. Weight: 190 lbs. Bats and throws right. Single. Lives in South Portland, Maine.



The year 1978 was an impressive one for 22-year-old Fred Howard. The Portland, Maine, righthander won 12 games while losing only 6 and he had an ERA of 2.78 while hurling 8 complete games for champion Knoxville of the AA Southern League. A graduate of Portland High School, Howard attended the University of Maine and Miami Dade Jr. college before signing with the White Sox minor league affiliate at Appleton May 9, 1976.

Year	Club	G	W	L	IP	H	R	ER	BB	SO	ERA
1976	Appleton	6	0	0	13	17	10	7	6	4	4.85
1976	Sarasota	14	4	5	67	51	28	14	37	76	1.88
1977	Appleton	9	2	5	63	48	25	15	18	52	2.14
1977	Iowa	18	4	7	97	91	44	43	41	70	4.00
1978	Knoxville*	21	12	6	139	111	52	43	48	109	2.78

*Purchased October 20, 1978, from Knoxville.

HOYT, Dewey Lamarr

RHP No. 50

Born January 1, 1955, in Columbia, South Carolina. Height: 6 ft., 3 in. Weight: 195 lbs. Throws and bats right. Lives in Columbia, S.C.



Hoyt is one of three players the White Sox acquired, along with cash, from the Yankees for Bucky Dent and he enjoyed his third outstanding minor league season last summer. After compiling an amazing 18-4 record in the regular season for Appleton in 1978, he won two playoff contests as the Foxes captured the Midwest League title.

While attending Keenan High, Cola, S.C., Hoyt captained the baseball and football teams in 1972-73 and was named on the All-State nine. Former White Sox slugger Pete Ward was his manager at both Ft. Lauderdale and West Haven while another ex-Sox player, pitcher Steve Hamilton, managed Hoyt for his pro baseball debut at Johnson City in the Appalachian League.

Year	Club	G	W	L	IP	H	R	ER	TBB	SO	ERA
1973	Johnson City	12	6	6	76	73	44	33	40	58	3.91
1974	Ft. Lauderdale	23	13	4	161	143	66	43	60	77	2.40
1975	Ft. Lauderdale	7	2	1	26	24	14	13	8	12	4.50
1975	West Haven	8	2	4	44	45	25	15	13	22	3.07
1976	West Haven	25	15	8	180	169	66	50	46	103	2.50
1977	Knoxville	25	4	13	132	160	70	62	35	67	4.23
1977	Iowa	6	1	2	25	30	20	20	9	14	7.20
1978	Appleton*	28	18	4	189	187	74	61	60	115	2.90

* Purchased Nov. 9, 1978, from Appleton.

JOHNSON, Lamar

1B No. 23

Born September 2, 1950, in Bessemer, Alabama. Height: 6 ft., 2 in. Weight: 225 lbs. Bats and throws right. Married and he and his wife, Valerie, have 2 sons, Lamar, Jr. and Brian. Lives in Lisle, Ill.



Taking over as the White Sox regular first baseman in 1978, Lamar Johnson went on to become the team leader in batting, RBI's, hits, walks and game-winning hits while finishing second on the club in total bases, doubles and slugging percentage. The big Alabama native got off to a slow start, batting only .255 the first half of the season but then he hit .291 the second half to raise his season mark to .273 for 148 games.

During his prep days at Wenonah High (Birmingham) Johnson swung a mean bat, was a fine defensive end in football and was known as a kid with a set of musical tonsils. Thus, it was on June 19, 1977, that Lamar had the distinction of singing the Star Spangled Banner before 24,161 fans in Comiskey Park; but, that wasn't all — then in the game against Oakland

JOHNSON con't

Johnson hit 2 homers and a double for all of Chicago's hits to give the Sox a 2-1 victory!

Johnson could always hit, regardless of the league. He led three minor leagues in RBI's — the Midwest in 1971 and again in 1973 and the American Association in 1974 and had 101 RBI's for Denver in 1975, when he paced that loop in batting with .336. During his long minor league tenure, Johnson bashed 109 home runs. He led the Midwest League with 227 total bases in 1972 and the American Association with 262 in 1975. Lamar also topped the Midwest League in home runs with 26 in 1972. Despite his impressive minor league stats, Johnson didn't get his first shot at the majors until he had put in 7 seasons of apprenticeship. First it was a slugger named Dick Allen that held the top spot in the White Sox organization, then fancy fielding Jim Spencer held down first base. Johnson finally got his big chance last summer.

While in high school Johnson was catcher and captain of his prep nine and all-conference in football. He attended Lawson State Jr. college for two years.

Year	Club	G	AB	R	H	2B	3B	HR	RBI	SB	AVG
1968	Sarasota	20	47	9	18	2	1	2	7	1	.383
1969	Sarasota	45	109	8	25	5	2	1	16	2	.229
1970	Appleton	7	13	0	3	0	0	0	0	0	.231
1970	Duluth-Sup.	55	221	35	71	10	2	6	44	4	.321
1971	Appleton	119	442	80	119	22	4	18	97	8	.269
1972	Knoxville	2	2	0	0	0	0	0	0	0	.000
1972	Appleton	114	402	63	126	17	3	26	89	8	.313
1973	Knoxville*	138	491	74	144	25	1	16	93	7	.293
1974	Iowa	122	455	81	135	23	0	20	96	10	.301
1974	Chicago	10	29	1	10	0	0	0	2	0	.345
1975	Denver	129	485	73	163	35	2	20	101	5	.336
1975	Chicago	8	30	2	6	3	0	1	1	0	.200
1976	Chicago	82	222	29	71	11	1	4	33	2	.320
1977	Chicago	118	374	52	113	12	5	18	65	1	.302
1978	Chicago	148	498	52	131	23	2	8	72	6	.273
Major League Totals		366	1153	136	336	49	8	31	173	9	.291

* Acquired from Knoxville on October 24, 1973.

KRAVEC, Kenneth Peter

LHP No. 27

Born July 29, 1951, in Cleveland, Ohio. Height: 6 ft., 2 in. Weight: 185 lbs. Bats and throws left. Single. Lives in Glenview, Ill.



One of the fine young southpaws in the American League, Ken Kravec has chalked up 22 victories in his first two full seasons with the White Sox. The native of Ohio has topped the White Sox mound staff in strikeouts both years and has compiled a total of 279 whiffs for the two seasons.

Kravec grew up in Cleveland and was drafted out of high school on the 20th round by the Indians. Cleveland never followed up and so Kravec went to Ashland College (Ohio). There he won 30 and lost 9 in 4 years while acquiring a degree in marketing. Ken signed his first pro contract with Knoxville June 27, 1973; he spent three seasons at Knoxville, winning

22 games, then made his big league debut late in the 1975 season with the White Sox. That year he was named on the Class "AA" All-Star team.

In 1976 Kravec had an 8-5 mark at Iowa, then finished the year with the White Sox, scoring his first major league victory, 5-2, at Milwaukee August 27.

Kravec began the 1977 campaign with Iowa but came up to the White Sox in May and during the next four months he was the most impressive starting hurler on the club as he reeled off 11 triumphs against 8 defeats. His strikeout-walk ratio was excellent (125 to 57). On June 18 Kravec fanned 11 A's in whitewashing Oakland, 2-0.

In 1978 Kravec set a career high strikeout record for himself when he fanned 12 Twins, including Rod Carew three times, on June 7th. He was especially effective that month, registering five straight victories. On August 23 Kravec tossed another gem, fanning nine, walking nobody, as he blanked Kansas City on just 4 hits, 3-0. Then, on Sept. 6 Ken whitewashed Minnesota, 1-0, on a 5-hitter.

Year	Club	G	W	L	IP	H	R	ER	BB	SO	ERA
1973	Knoxville	13	2	8	64	53	44	36	65	52	5.06
1974	Knoxville	27	6	6	132	100	58	50	79	105	3.41
1975	Knoxville*	28	14	7	168	138	52	45	78	119	2.41
1975	Chicago	2	0	1	4	1	3	3	8	1	6.23
1976	Iowa	22	8	5	131	103	68	63	89	142	4.33
1976	Chicago	9	1	5	50	49	28	27	32	38	4.86
1977	Iowa	9	4	4	59	46	21	17	33	62	2.59
1977	Chicago	26	11	8	167	161	87	76	57	125	4.10
1978	Iowa	2	1	1	12	10	5	5	5	14	3.75
1978	Chicago	30	11	16	203	188	104	92	95	154	4.08
Major League Totals		67	23	30	424	399	222	198	192	318	4.20

* Acquired from Knoxville Aug. 19, 1975.

KUCEK, John Andrew

RHP No. 55

Born June 8, 1953, in Warren, Ohio. Height: 6 ft., 2 in. Weight: 190 lbs. Bats and throws right. Single. Lives in Glenview, Ill.



Jack Kucek led the AAA American Association in earned run average last year with a nifty 2.47, earning the hard-throwing right-hander another shot with the White Sox late last season. Kucek then made an impressive showing last September for the White Sox, both as a starter and in relief.

A highlight of the 1978 season for Kucek had to be on May 26th when Jack tossed the first 9-inning no-hitter by an Iowa Oak hurler since 1974. It was against Oklahoma City.

Kucek was the second round selection of the White Sox in June, 1974, following 3 years of spectacular mound performances at Miami U. of Ohio, where Jack made the all Mid-America conference team his last two seasons. Earlier he had been an all-state Ohio prep baseball player.

Kucek broke into pro ball with Appleton that year and made his big league debut with Chicago late that season, gaining his first big league victory Sept. 3, at Kansas City, 2-1. In 1975 Kucek led Southern League pitchers in winning percentage with .714 as he had a 10-4 record for Knoxville.

Year	Club	G	W	L	IP	H	R	ER	BB	SO	ERA
1974	—Appleton*	9	5	2	51	33	11	10	22	49	1.76
1974	—Chicago	9	1	4	38	48	25	22	21	25	5.26
1975	—Chicago	2	0	0	4	9	2	2	4	2	4.91
1975	—Knoxville	21	10	4	114	93	38	35	48	77	2.76
1975	—Denver	6	1	2	17	24	13	13	3	17	7.03
1976	—Chicago	2	0	0	5	9	5	5	4	2	9.64
1976	—Iowa	22	5	9	124	130	68	58	55	78	4.21
1977	—Iowa	16	6	8	117	93	41	33	39	83	2.54
1977	—Chicago	8	0	1	35	35	20	14	10	25	3.63
1978	—Iowa	21	9	8	150	131	55	41	68	115	2.47
1978	—Chicago	10	2	3	52	42	23	19	27	30	3.29
Major League Totals		31	3	8	134	143	75	62	66	84	4.16

* Acquired from Iowa Club August 6, 1974.

LAGROW, Lerrin Harris

RHP No. 36

Born July 8, 1948, in Phoenix, Arizona. Height: 6 ft., 5 in. Weight: 230 lbs. Bats and throws right. Married Sherry Lynn Wilkerson; they have two daughters, Allison and Ashley. Lives in Scottsdale, Ariz.



In the two years that he has performed as the ace of the Chicago White Sox bullpen, Lerrin LaGrow has compiled a total of 41 "saves," plus 13 victories. Last year the big righthander collected 16 saves to again pace the Sox bullpen as the club's Roloids Fireman of the Year. In 1977 LaGrow had also earned that honor as he finished third in the league with 25 "saves."

LaGrow was Detroit's sixth round selection in the June, 1969, draft and he signed after his junior year at Arizona State, where he led that team to the NCAA title in 1969; he had a 2-year college record of 19-1. LaGrow joined the Tigers in 1970 following an 11-4 season at Montgomery where he was named as the Southern League Player of the Year. Lerrin showed flashes of brilliance in a 5-year career with Detroit but on April 2, 1976, his contract was purchased by the St. Louis Cardinals for Tulsa (American Association). On Sept. 1st of that year the Cardinals brought LaGrow up, using him both as a starter and in relief. Then, in the following spring training, LaGrow came to Chicago in exchange for veteran reliever Clay Carroll.

Year	Club	G	W	L	IP	H	R	ER	BB	SO	ERA
1969	—Montgomery	14	2	10	84	79	41	34	40	59	3.64
1970	—Montgomery	19	11	4	146	111	49	34	49	126	2.10
1970	—Detroit	10	0	1	12	16	11	10	6	7	7.50
1971	—Toledo	36	2	6	69	73	63	45	60	65	6.00
1972	—Toledo	22	8	6	115	94	43	31	59	92	2.43
1972	—Detroit	16	0	1	27	22	4	4	6	9	1.33
1973	—Toledo	10	5	1	56	57	29	27	16	40	4.34
1973	—Detroit	21	1	5	54	54	26	26	23	33	4.33
1974	—Detroit	37	8	19	216	245	132	112	80	85	4.67
1975	—Detroit	32	7	14	164	183	105	80	66	75	4.38
1976	—Tulsa	25	6	10	161	171	81	74	45	108	4.15
1976	—St. Louis*	8	0	1	24	21	4	4	7	10	1.50
1977	—Chicago	66	7	3	99	81	32	27	35	63	2.46
1978	—Chicago	52	6	5	88	85	47	43	38	42	4.40
Major League Totals		234	29	48	660	686	357	302	254	314	4.12

CHAMPIONSHIP SERIES RECORD

Year	Club	G	W	L	IP	H	R	ER	BB	SO	ERA
1972	—Detroit	1	0	0	1	0	0	0	0	1	0.00

* Acquired from St. Louis March 23, 1977, in exchange for Pitcher Clay Carroll.

Born February 12, 1955, in Jackson, Mississippi. Height: 6 ft. Weight: 190 lbs. Bats and throws right. Married and he and his wife, Valerie, have two children, Geneva and Chet, Jr. Lives in Wheaton, Illinois.



Teammate Eric Soderholm expresses it best when he said, "he has super star qualifications."

Soderholm was speaking of White Sox outfielder Chet Lemon, who can do it all — hit, run, throw and hit with power. Lemon, whose childhood idols were Roberto Clemente and Willie Mays, plays with great enthusiasm and if he can stay free of injuries the speedy Californian can go on to attain great stardom.

Lemon, who just turned 24 Feb. 12, came to the White Sox in 1975 in one of the finest deals engineered by Roland Hemond. A third baseman in the Oakland organization, the White Sox quickly switched Lemon to the outfield to take advantage of his speed and fine arm. As a rookie in 1976, Lemon batted .246 in 132 games.

Lemon really came into his own in his sophomore season; he blasted 19 home runs, 38 doubles and 4 triples and knocked in 67 tallies while hitting .273 in 150 games. He also led the club in runs scored, with 99. Defensively Lemon set two A. L. fielding records for most chances accepted by an outfielder (524) and most putouts (512); both records had stood for 30 years.

1978 was a frustrating year for Lemon; he was injured and re-injured, causing him to miss more than one third of the Sox games. Chet had gotten off to a good start and had hit 10 home runs early. Then the injuries started coming and the gifted young center-fielder was frequently sidelined. Yet, he still managed to hit .300, with 13 home runs and 55 RBI's in just 357 at bats.

Lemon was born in Jackson, Miss., but grew up on the streets of south central Los Angeles. He was a brilliant athlete at Fremont High — a star running back on a team that included a back named Ricky Bell and the No. 1 draft choice from a prep nine that included an outfielder named Dan Ford.

Year	Club	G	AB	R	H	2B	3B	HR	RBI	SB	AVG
1972	—Coos Bay	38	140	33	40	8	1	2	16	6	.286
1972	—Burlington	33	129	18	33	5	0	1	8	1	.256
1973	—Burlington	113	392	73	121	21	1	19	88	10	.309
1974	—Birmingham	79	272	52	72	22	2	10	61	3	.290
1975	—Tucson*	65	243	43	68	7	2	5	33	17	.280
1975	—Denver	70	254	40	78	15	6	8	49	11	.307
1975	—Chicago	9	35	2	9	2	0	0	1	1	.257
1976	—Chicago	132	451	46	111	15	5	4	38	13	.246
1977	—Chicago	150	553	99	151	38	4	19	67	8	.273
1978	—Chicago	105	357	51	107	24	6	13	55	5	.300
Major League Totals		396	1391	198	378	79	15	36	161	27	.271

* Acquired along with Pitcher Dave Hamilton from Oakland in exchange for Pitchers Stan Bahnsen and Lee Pitlock on June 15, 1975.


1978 GAME-WINNING RBI

Johnson 9, Orta 8, Soderholm 6, Washington 5, Nordhagen 5, Nahorodny 4, Lemon 3, Molinaro 3, Blomberg 3, Pryor 3, Squires 2, Bosley 2, Colbern 2, Breazeale 2, Kessinger 2, Garr 2, Bannister 1

MOLINARO, Robert Joseph

OF No. 5

Born May 21, 1950, in Newark, New Jersey. Height: 6 ft. Weight: 180 lbs. Bats left, throws right. Single. Lives in West Orange, New Jersey.



22 in 28 attempts.

Bob Molinaro was drafted No. 2 by Detroit in the 1968 free agent draft after graduating from Newark (NJ) Essex Catholic High school; there he played on the prep nine and won all-star recognition.

In 1977, at Triple-A Evansville Molinaro hit .303 with 17 home runs, 91 RBI's, and 23 stolen bases in 25 tries. Given a free agent opportunity, Molinaro then entered the re-entry draft and was claimed by the White Sox.

Molinaro led the Sox in stolen bases, with


Year	Club	G	AB	R	H	2B	3B	HR	RBI	SB	AVG
1968	Sar. Tigers	55	176	32	57	5	4	0	13	7	.324
1969	Rocky Mount	111	415	66	107	9	4	4	28	20	.258
1970	Montgomery	96	335	30	82	15	4	1	35	1	.245
1971	Montgomery	45	166	26	50	11	2	4	25	2	.301
1972	Toledo	106	349	41	92	15	1	4	39	7	.264
1973	Toledo	49	183	19	44	14	0	4	30	2	.240
1973	Montgomery	69	248	33	78	5	2	5	45	11	.315
1974	Evansville	118	393	56	106	14	2	11	51	8	.270
1975	Evansville	126	471	69	135	20	4	13	75	26	.287
1975	Detroit	6	19	2	5	0	1	0	1	0	.263
1976	Evansville	135	491	72	142	27	9	6	67	20	.289
1977	Evansville*	125	455	85	138	25	2	17	91	23	.303
1977	Chicago	1	2	0	1	0	0	0	0	1	.500
1978	Chicago	105	286	39	75	5	5	6	27	22	.262
Major League Totals		112	307	41	81	5	6	6	28	23	.264

* Acquired from Detroit via waivers on September 23, 1977.

NAHORODNY, William Gerald

C No. 15

Born August 31, 1953, in Hamtramck, Michigan. Height: 6 ft., 2 in. Weight: 190 lbs. Bats and throws right. Married Claudia Dowden. Lives in Clearwater, Florida.



Bill Nahorodny, the Phillies No. 6 selection in the June, 1972 draft, spent six years in the minors before making good in the majors with the White Sox last year. He was the Sox' No. 1 receiver a good part of the '78 campaign and was named as the catcher on the 1978 Topps All-Rookie Major League team.

A Michigan native, "Naha" gave evidence of his power by hammering 96 home runs during his minor league career. Both in 1972 and 1973 Nahorodny was an all-star catcher and he earned a Silver Glove for fielding excellence at Toledo in 1975. Nahorodny can also play first base as he demonstrated in 1977 when he performed at the initial sack in 100 games for Oklahoma city, fielding .993 with only 6 errors in 883 chances.

Nahorodny's peak season in the minors was with Oklahoma City in 1976 when he batted .292 with 23 home runs (third in the league) and 78 RBI's. He was also rated the second best defensive receiver in the Association that year.

Year	Club	G	AB	R	H	2B	3B	HR	RBI	SB	AVG
1972	—Auburn	69	217	36	57	14	2	6	33	0	.263
1973	—Rocky Mount	118	389	40	102	23	1	14	76	0	.262
1974	—Reading	110	388	58	93	17	2	19	77	0	.240
1975	—Toledo	125	411	51	105	17	4	19	64	0	.255
1976	—Okla. City	114	391	74	114	22	3	23	78	7	.292
1976	—Philadelphia	3	5	0	1	1	0	0	0	0	.200
1977	—Okla. City*	115	386	52	101	16	4	17	69	7	.262
1977	—Chicago	7	23	3	6	1	0	1	4	0	.261
1978	—Chicago	107	347	29	82	11	2	8	35	1	.236
Major League Totals		117	375	32	89	13	2	9	51	1	.231

* Acquired via waivers from Philadelphia Phillies September 8, 1977.

NORDHAGEN, Wayne Oren OF No. 20

Born July 4, 1948, in Thief River Falls, Minnesota. Height: 6 ft., 2 in. Weight: 195 lbs. Bats and throws right. Married Carrie Lee Millar. Lives in Valencia, California.



A .300 hitter for the White Sox the last two years, Wayne Nordhagen certainly served his apprenticeship by putting in nine good years in the minors. Nordhagen is now in his 12th season of professional ball and he has hit well, both for average and power, during virtually all of those seasons. The White Sox are his fifth big league connection as he originally signed with the Yankees, then was in the Braves, Cardinals and Phillies organizations.


Wayne graduated from Glide (Ore.) High School in 1966 and attended Treasure Valley Community college and Portland State college. He is the third of six children and his father, Oren, is employed by the Oregon forest service. In 1974 he had a career high of 16 homers in the International League and in 1976, in just 99 games, he compiled his career high of 78 RBI's in the American Association.

Nordhagen can play the outfield, first base and catch; primarily an outfielder in the minors, Nordhagen made his first major league catching start for the White Sox Sept. 8, 1976 under Manager Paul Richards at Oakland. During his long tenure in the minors, Nordhagen led the Appalachian league outfielders in put-outs and tied for most assists in 1968; in 1974 Wayne was named International League Player of the Month in May and he was selected on that league's All-Star team. Before going into pro ball, Nordhagen participated in 4 sports while in high school and in baseball and football in college.

Year	Club	G	AB	R	H	2B	3B	HR	RBI	SB	AVG
1968	—Johnson City	63	213	35	62	9	1	7	34	6	.291
1969	—Kinston	25	90	17	21	1	0	4	9	0	.233
1970	—Kinston	88	283	31	65	10	3	2	30	2	.230
1971	—Kinston	114	412	65	121	25	3	14	76	4	.294
1972	—West Haven	117	414	50	109	21	4	14	73	3	.263
1973	—Syracuse-Richmond	130	438	46	115	15	0	13	70	9	.263
1974	—Richmond	112	374	53	108	18	8	16	77	2	.289
1975	—Richmond	34	90	8	23	3	0	2	8	0	.256
1975	—Tulsa	74	268	40	94	19	2	13	60	1	.351
1976	—Okla. City-Iowa*	99	350	56	106	30	6	11	78	0	.303
1976	—Chicago	22	53	6	10	2	0	0	5	0	.189
1977	—Chicago	52	124	16	39	7	3	4	22	1	.315
1978	—Chicago	68	206	28	62	16	0	5	35	0	.301
Major League Totals		142	383	50	111	25	3	9	62	1	.290

* Acquired from Iowa on August 30, 1976.

Born November 26, 1950, in Mazatlan, Mexico. Height: 5 ft., 10 in. Weight: 175 lbs. Bats left, throws right. Married; his wife Geraldine and he have two sons, Jorge, Jr., and Craig. Lives in Torreon, Mexico.



Injuries restricted Jorge Orta to only 117 games in 1978, the least number the hard hitting infielder has participated in since becoming a White Sox regular in 1973. Yet, the quiet Mexican still batted a respectable .274 and pounded out 13 home runs, just one less than his major league high for one season.

White Sox vice president Roland Hemond is without peer in flushing players out of the Mexican baseball bushes and Orta is one of his best examples. Through his friendship with Jesus Carmona, general manager of the Jalisco Charros of the Triple-A Mexican League, Hemond was able to sign Orta for the White Sox.

Orta opened the 1972 season at shortstop for the White Sox but soon slipped back to the minors; however, Jorge returned in 1973 and he has been a big leaguer ever since. He improved so rapidly at the plate that in 1974 Jorge finished second to the great Rod Carew in the race for the American League batting crown; Orta batted .316 in 139 games that year, with 67 RBI's. Orta enjoyed another fine year in 1975, batting .304 in 140 contests, with 83 RBI's. While his averaged dipped to .274 in 1976, Orta still topped the club in 10 offensive categories, including RBI's, total bases, doubles, triples, hits, runs, game-winning hits and stolen bases. He also had a 17-game hitting string, longest on the club that year. Then, in 1977, Orta boosted his season average to .282 and he set a career high for himself with 84 RBI's.


In 1974 Orta accomplished the rare feat of collecting 5 hits in a single game three different times. In 1976 Orta was named American League Player of the Week during July and he was also named to the Mexican Hall of Fame. Orta's father, Pedro, was an outstanding baseball player in Cuba until 1947, when he moved to Mexico; Jorge, his third son, was born in Mazatlan.

Year Club	G	AB	R	H	2B	3B	HR	RBI	SB	AVG
1968—Fresnillo	20	68	8	18	6	0	0	1	2	.265
1969	Not in Pro Baseball									
1970—Puerto Mex.	18	43	6	13	1	0	0	3	5	.302
1971—S. L. Potosi	59	182	45	77	17	7	7	53	13	.423
1971—Mexicali	58	207	45	75	14	2	16	48	9	.362
1972—Knoxville*	53	196	41	62	6	7	7	34	3	.316
1972—Chicago	51	124	20	25	3	1	3	11	12	.202
1973—Chicago	128	425	46	113	0	10	6	40	8	.266
1974—Chicago	139	525	73	166	31	2	10	67	9	.316
1975—Chicago	140	542	64	165	26	10	11	83	16	.304
1976—Chicago	158	636	74	174	29	8	14	72	24	.274
1977—Chicago	144	564	71	159	27	8	11	84	4	.282
1978—Chicago	117	420	45	115	19	2	13	53	1	.274
Major League Totals	877	3236	393	917	124	41	68	410	55	.283

1975—Named to American League All-Star team but did not play due to injury

* Acquired from Appleton April, 14, 1972.

Born December 15, 1950, in Jamaica, New York. Height: 6 ft. Weight: 185 lbs. Bats and throws right. Married and his wife Kimberly and he have a son, Jason. Lives in Bellair Beach, Florida.



When the White Sox called up Mike Proly from Iowa in early July, 1978, the little right-hander was leading the American Association in earned run average with a mark of 2.59 and he had a 6-2 record, with 3 saves. Proly promptly proved that his impressive minor league stats were no fluke as he celebrated Fourth of July with his first American League victory on a nifty 4-inning relief job against Texas.

After 7 more impressive relief roles, Proly was given a starting assignment Aug. 1st against the powerful Red Sox in Fenway Park and he responded with a route-going, 6-hit, 5-2 victory. After dropping a couple of decisions to Kansas City and Detroit, Proly reeled off three successive victories before a hairline fracture of his right thumb sidelined him Aug. 29 for the remainder of the season.

A graduate of St. John's University, Jamaica, N.Y., Proly was originally a ninth round draft choice of the St. Louis Cardinals June 6, 1972. In his second season, Proly led the Florida State League in ERA and win percentage (.737). The Minnesota Twins organization drafted Proly off the roster of the Cards' farm club at Arkansas Dec. 6, 1976.

Year	Club	G	W	L	IP	H	R	ER	BB	SO	ERA
1972	—St. Petersburg	12	3	1	46	28	9	4	10	41	0.78
1972	—Modesto	6	1	3	29	41	29	23	15	16	7.14
1973	—St. Petersburg	37	14	5	164	129	44	32	28	112	1.76
1974	—Arkansas	39	8	2	101	101	37	31	34	51	2.76
1975	—Tulsa	55	7	10	86	101	42	37	43	51	3.87
1976	—St. Louis	14	1	0	17	21	9	7	6	4	3.71
1976	—Tulsa	50	6	4	67	71	28	20	13	28	2.69
1977	—Tacoma*	55	9	12	130	159	82	66	43	61	4.57
1978	—Iowa	22	6	2	66	52	22	19	13	41	2.59
1978	—Chicago	14	5	2	66	63	24	20	12	19	2.74
Major League Totals		28	6	2	83	84	33	27	18	23	2.93

* Selected in Re-entry draft by White Sox November 4, 1977, and signed by Iowa club November 24, 1977.

Three Chicago White Sox players have been selected as American League Rookie of the Year since the Baseball Writers Association of America adopted the present system of selection in 1949. They are: Luis Aparicio, 1956; Gary Peters, 1963; and Tommie Agee, 1966.

Chicago White Sox star "Happy" Felsch, holds the all-time big league record for most double plays in which an outfielder participated in during one season. . . . A centerfielder, Felsch took part in 15 double plays in 1919.

1979

CHICAGO

Manager: DON

Home Clubhouse Manager: MIKE MORRIS

Visiting Clubhouse Manager: JOHN McNAMARA

Director of Physical Fitness: DR. CHARLES BEACH; Trainer: HERMAN SCHNEIDER; Physical Fitness Coord

No.	PITCHERS (14)	B	T	Hgt.	Wgt.	Born	Birthplace	Res.
46	BARRIOS, Francisco	R	R	6'3"	195	6/10/53	Hermosillo, MX	Herm
30	BAUMGARTEN, Ross	L	L	6'1"	180	5/27/55	Highland Pk., IL	Glen
40	BURNS, Britt	R	L	6'5"	215	6/ 8/59	Houston, TX	Binn
47	HINTON, Rich	L	L	6'2"	185	5/22/47	Tucson, AZ	Tucso
41	HOWARD, Fred	R	R	6'3"	190	8/ 2/56	Portland, MN	Port
50	HOYT, Lamarr	R	R	6'3"	195	1/ 1/55	Columbia, S.C.	Colu
27	KRAVEC, Ken	L	L	6'2"	185	7/29/51	Cleveland, OH	Glen
55	KUCEK, Jack	R	R	6'2"	190	6/ 8/53	Warren, OH	Glen
36	LAGROW, Lerrin	R	R	6'5"	230	7/ 8/48	Phoenix, AZ	Scott
24	PROLY, Mike	R	R	6'0"	185	12/15/50	Jamaica, NY	Bell
37	SCHUELER, Ron	R	R	6'4"	204	4/18/48	Hays, KS	Palme
35	TORREALBA, Pablo	L	L	5'10"	173	4/28/48	Estado Lara, Ven.	Estad
33	TROUT, Steve	L	L	6'4"	195	7/30/57	Detroit, MI	So.
28	WORTHAM, Richard	R	L	6'0"	185	10/22/53	Odessa, TX	Ode

No.	CATCHERS (3)	B	T	Hgt.	Wgt.	Born	Birthplace	Res.
19	COLBERN, Mike	R	R	6'3"	205	4/19/55	Santa Monica, CA	Tem
42	FOLEY, Marvis	L	R	6'0"	195	8/29/53	Stanford, KY	Lexi
15	NAHORODNY, Bill	R	R	6'2"	190	8/31/53	Hamtramck, MI	Cle

No.	INFIELDERS (14)	B	T	Hgt.	Wgt.	Born	Birthplace	Res.
7	BANNISTER, Alan	R	R	5'11"	175	9/ 3/51	Buena Park, CA	New
8	BELL, Kevin	R	R	6'0"	185	7/13/55	Los Angeles, CA	Cov
10	BLOMBERG, Ron	R	L	6'1"	205	8/23/48	Atlanta, GA	Chi
13	CHAPPAS, Harry	S	R	5'3"	150	10/28/57	Mt. Ranier, MD	Lau
34	GATES, Joe	L	R	5'7"	175	10/ 3/54	Gary, IN	Gan
54	HILL, A. J.	R	R	5'11"	185	11/12/58	Los Angeles, CA	Los
23	JOHNSON, Lamar	R	R	6'2"	225	9/ 2/50	Bessemer, AL	Lish
11	KESSINGER, Don	S	R	6'1"	170	7/17/42	Forrest City, AR	Mer
6	ORTA, Jorge	L	R	5'10"	175	11/26/50	Mazatlan, MX	Ton
52	PEREZ, Joel	R	R	5'9"	150	4/ 1/55	Cananea, MX	Jali
16	PRYOR, Greg	R	R	6'0"	175	10/ 2/49	Marietta, OH	Ori
12	SODERHOLM, Eric	R	R	5'11"	190	9/24/48	Cortland, NY	Hin
25	SQUIRES, Mike	L	L	5'11"	185	3/ 5/52	Kalamazoo, MI	Kal
26	WHITE, Dave	R	R	6'0"	180	10/ 1/60	Hahira, GA	Va

No.	OUTFIELDERS (8)	B	T	Hgt.	Wgt.	Born	Birthplace	Res.
22	BOSLEY, Thad	L	L	6'3"	175	9/17/56	Oceanside, CA	Sar
48	GARR, Ralph	L	R	5'11"	197	12/12/45	Monroe, LA	Mis
44	LEMON, Chet	R	R	6'0"	190	2/12/55	Jackson, MS	Wh
5	MOLINARO, Bob	L	R	6'0"	180	5/21/50	Newark, NJ	W.
20	NORDHAGEN, Wayne	R	R	6'2"	195	7/ 4/48	T. River Falls, MN	Vai
32	SCOTT, John	R	R	6'2"	165	1/24/52	Jackson, MS	Los
21	TORRES, Rosendo	S	R	5'11"	180	9/30/48	Aquadilla, PR	Mer
18	WASHINGTON, Claudell	L	L	6'0"	190	8/31/54	Los Angeles, CA	Pa

WHITE SOX

1979

MANAGER: IRVING FOUNTAIN

Travel Secretary: GLEN ROSENBAUM

Coaches: JOE SPARKS (3), FRED MARTIN (31), BOBBY WINKLES (1)

	1978	ERA	W-L	G	CG	SV	IP	H	BB	SO
Chicago	Club	4.05	9-15	33	9	0	196	180	85	79
Chicago, IL	Appleton	1.82	9-1	10	4	0	74	49	18	73
	Knoxville	3.24	2-1	4	1	1	25	22	7	14
	Iowa	3.29	5-4	9	3	0	66	57	23	54
	Chicago	5.87	2-2	7	1	0	23	29	9	15
Birmingham, AL	Appleton	2.40	3-2	6	1	0	30	25	2	28
	Knoxville	4.29	1-1	4	0	0	21	24	4	17
	Chicago	12.91	0-2	2	0	0	8	14	3	3
Phoenix, AZ	Iowa	2.70	4-0	4	3	0	33	26	6	26
	Chicago	4.02	2-6	29	2	1	81	78	28	48
St. Paul, MN	Knoxville	2.78	12-6	21	8	0	139	111	48	109
Columbia, S.C.	Appleton	2.90	18-4	28	27	0	189	187	60	115
Peoria, IL	Iowa	3.75	1-1	2	2	0	12	10	5	14
	Chicago	4.08	11-16	30	7	0	203	188	95	154
Peoria, IL	Iowa	2.47	9-8	21	9	0	150	131	88	115
	Chicago	3.29	2-3	10	3	1	52	42	27	30
Scottsdale, AZ	Chicago	4.40	6-5	52	0	16	88	85	36	42
Daytona Beach, FL	Iowa	2.59	6-2	22	1	3	66	52	13	41
	Chicago	2.74	5-2	14	2	1	66	63	12	19
Rocky Mount, IL	Chicago	4.30	3-5	30	0	0	82	76	39	40
San Antonio, Tex.	Chicago	4.71	2-4	25	1	1	57	69	39	23
St. Louis, MO	Knoxville	1.85	8-3	12	2	0	71	46	33	48
	Iowa	5.38	3-4	9	2	0	56	57	22	38
	Chicago	4.03	3-0	4	1	0	22	19	11	11
San Antonio, TX	Iowa	3.99	5-8	22	4	0	138	136	54	73
	Chicago	3.05	3-2	8	2	0	59	59	23	25

	1978	AVG.	G	AB	R	H	2B	3B	HR	RBI	BB	SO	SB
Chicago	Club	.283	75	251	32	71	11	0	12	44	23	71	1
Chicago, AZ	Iowa	.270	48	141	11	38	5	1	2	20	1	36	0
	Chicago	.275	103	338	52	93	20	5	1	44	44	37	1
Chicago, KY	Knoxville	.353	11	34	3	12	0	0	0	6	4	6	0
	Chicago	.236	107	347	29	82	11	2	8	35	23	52	1


	1978	AVG.	G	AB	R	H	2B	3B	HR	RBI	BB	SO	SB
Chicago	Club	.224	49	107	16	24	3	2	0	8	11	12	3
San Diego, CA	Iowa	.213	88	305	48	65	12	1	12	40	46	83	1
	Chicago	.191	54	68	9	13	0	0	2	5	5	19	1
Chicago, IL	Chicago	.231	61	156	18	36	7	0	5	22	11	17	0
Peoria, IL	Appleton	.302	130	433	91	149	23	14	1	62	71	70	60
	Chicago	.267	20	75	11	20	1	0	0	6	6	11	1
Indianapolis, IN	Knoxville	.333	131	478	83	159	18	5	4	53	56	71	36
	Chicago	.250	8	24	6	6	0	0	0	1	4	6	1
Los Angeles, CA	Iowa	.119	20	67	2	8	3	0	0	3	3	22	8
	Knoxville	.251	100	395	58	99	13	5	2	30	32	88	42
Chicago, IL	Chicago	.273	148	498	52	136	23	2	8	72	43	46	6
Memphis, TN	Chicago	.255	131	431	35	110	18	1	1	31	36	34	2
San Antonio, TX	Chicago	.274	117	420	45	115	19	2	13	53	42	39	1
San Antonio, TX	Durango	.358	131	497	76	178	25	7	15	93	35	30	12
San Antonio, FL	Chicago	.261	82	222	27	58	11	0	2	15	11	18	3
Scottsdale, IL	Chicago	.258	143	457	57	118	17	1	20	67	39	44	2
Ann Arbor, MI	Iowa	.312	115	449	70	140	24	3	5	48	63	39	30
	Chicago	.280	46	150	25	42	9	2	0	19	16	21	3
Atlanta, GA	Appleton	.120	23	75	10	9	0	0	1	5	11	29	0
	Chicago	—	—	—	—	—	—	—	—	—	—	—	—

	1978	AVG.	G	AB	R	H	2B	3B	HR	RBI	BB	SO	SB
Chicago	Club	.291	47	179	27	52	3	0	3	15	17	21	21
San Antonio, CA	Iowa	.269	66	219	25	59	5	1	2	13	13	32	12
	Chicago	.275	118	443	67	122	18	9	3	29	24	41	7
St. Louis, MO	Chicago	.300	105	357	51	107	24	6	13	55	39	46	5
Orange, NJ	Chicago	.262	105	286	39	75	5	5	6	27	19	12	22
San Antonio, CA	Chicago	.301	69	206	28	82	16	0	5	35	5	18	0
Los Angeles, CA	Springfield	.279	121	505	84	141	25	1	12	57	37	83	50
St. Paul, NY	Tucson	.346	30	107	32	37	7	7	7	39	31	17	2
	Iowa	.280	91	321	62	90	19	4	16	55	64	82	3
	Chicago	.318	16	44	7	14	3	0	3	6	6	7	0
San Antonio, CA	Texas	.167	12	42	1	7	0	0	0	2	1	12	0
	Chicago	.264	86	314	33	83	16	5	6	31	12	57	5

PRYOR, Gregory Russell

IF No. 16

Born October 2, 1949, in Marietta, Ohio. Height: 6 ft. Weight: 175 lbs. Bats and throws right. Married Michelle Green. Lives in Orlando, Florida.



When Bill Veeck acquired Greg Pryor via the 1977 re-entry draft of free agents, Pete Ward, a White Sox slugger in the 1960's, said: "You have to see Greg every day to appreciate his abilities; he is going to help the White Sox." Ward had managed Pryor in 1977 at Syracuse in the International League; Pete proved an excellent prophet as Pryor proved to be a valuable addition to the 1978 White Sox.

Pryor played the utility role for Chicago as well as anyone had done since the days of Sammy Esposito. Greg performed equally well at second, short and third and batted .261 in 82 games. His biggest game came on Don Kessinger Night, Sept. 8, when he slammed the first two home runs of his major league career to account for all Chicago runs in a 3-2 win over Seattle.

Last year was Pryor's eighth in professional ball, most of which was spent in the minors.

Another highlight of Pryor's '78 season was a 10-game hitting streak. The Chicago Baseball Writers voted Pryor as the Chicago Co-Rookie of the Year.

Year	Club	G	AB	R	H	2B	3B	HR	RBI	SB	AVG
1971	—Geneva	60	226	40	64	10	4	4	28	11	.283
1972	—Pittsfield	65	208	23	43	10	2	1	16	2	.207
1972	—Burlington	39	119	16	28	2	1	1	15	4	.235
1973	—Rocky Mount	126	443	53	130	20	9	2	44	7	.293
1974	—Pittsfield	122	441	61	104	20	1	5	37	6	.236
1975	—Spokane	135	481	59	117	21	2	5	53	7	.243
1976	—Sacramento	122	495	71	136	21	3	9	51	4	.275
1976	—Texas	5	8	2	3	0	0	0	1	0	.375
1977	—Syracuse*	124	461	60	125	18	6	7	52	10	.271
1978	—Chicago	82	222	27	58	11	0	2	15	3	.261
Major League Totals		87	230	29	61	11	0	2	16	3	.265

* Acquired by Chicago Nov. 28, 1977 via Re-Entry Draft.

PEREZ, Joel

IF No. 52

Born April 1, 1955 at Cananea, Sonora, Mexico. Height: 5 ft., 11 in. Weight: 180 lbs. Bats and throws right. Married to Rosalia Quintero de Perez and they have a son, Joel. Lives in Jalisco, MX.


Joel Perez was one of the top hitters in the Mexican League last summer as he batted a robust .358 for Durango. Perez is a native of Mexico, attending high school at Cananea, Sonora.

The youthful Mexican has had one season of experience playing in the States; Perez was with the White Sox affiliate at Appleton in the Class A Midwest League in 1977, batting in 42 runs in 89 games as he batted .246.

Year	Club	G	AB	R	H	2B	3B	HR	RBI	SB	AVG
1976	—Guanajuato	25	96	8	29	9	2	1	15	1	.302
1977	—Appleton	89	313	34	77	13	3	5	42	4	.246
1978	—Durango*	131	497	76	178	25	7	15	93	12	.358

* Purchased October 20, 1978, from Durango (Mexican League).

Born April 18, 1948, in Hays, Kansas. Height: 6 ft., 4 in. Weight: 204 lbs. Bats and throws right. Married Maureen Fallon; they have a daughter, Katherine Colleen. Lives in Palatine, Ill.



It seemed that each time Ron Schueler hit his stride last summer, the injury jinx would assert itself and he would be literally knocked out of the box by a line drive back at him. After two fine relief roles early in June, Schueler got a starting shot and responded nobly with a 3-hit performance against Texas.

Thus, the Sox player rep demonstrated that he could both start and relief, something he had also demonstrated earlier in his career, both at Philadelphia and Minnesota. However, injuries sidelined the rangy righthander on several occasions, limiting him to 30 mound appearances last season.

Schueler attended Hays (Kansas) High School and Hays State college and was originally drafted by Pittsburgh in 1966 but did not sign. Then, in 1967 Atlanta drafted Schueler and he broke into pro ball that year. He reached the parent club in 1972 and has been in the majors since. Atlanta traded Ron to Philadelphia Dec. 3, 1973 and he won 11 games for the Phillies in 1974. On March 31, 1977, the Phillies sold Schueler's contract to the Minnesota Twins.

The highlight of Schueler's minor league career was Sept. 7, 1970, when he pitched a 2-0 no-hit victory in the Texas League over San Antonio.

Year	Club	G	W	L	IP	H	R	ER	BB	SO	ERA
1967	Kinston	23	9	9	137	152	90	82	63	87	5.39
1968	Greenwood	11	1	3	31	36	21	17	25	30	4.94
1968	Richmond	2	1	1	14	13	4	4	2	3	2.57
1968	Shreveport	18	5	3	59	73	47	39	21	37	5.95
1969	Shreveport	32	5	7	95	70	35	33	57	71	3.13
1970	Shreveport	26	6	10	115	112	66	57	61	93	4.46
1971	Savannah	13	5	6	80	78	32	29	17	68	3.26
1971	Richmond	13	4	4	74	54	31	23	32	49	2.80
1972	Atlanta	37	5	8	145	122	68	59	60	96	3.66
1973	Atlanta	39	8	7	186	179	91	80	66	124	3.87
1974	Philadelphia	44	11	16	203	202	91	84	98	109	3.72
1975	Philadelphia	46	4	4	93	88	55	54	40	69	5.23
1976	Philadelphia	35	1	0	50	44	18	16	16	43	2.88
1977	Minnesota*	52	8	7	135	131	74	66	61	77	4.41
1978	Chicago	30	3	5	82	76	50	39	39	40	4.30
Major League Totals		283	40	47	894	842	447	398	380	558	4.01

* Acquired via Re-Entry Draft November 17, 1977.

During Paul Richards' first year as White Sox manager (1951), Paul stationed Pitcher Harry Dorish at 3B for one out; Billy Pierce came in to retire Ted Williams. After Pierce left Dorish resumed pitching, getting the victory.

RADIO — TELEVISION INFORMATION

ANNOUNCERS:


Harry Caray, Lorn Brown and Jimmy Piersall

ORIGINATING STATIONS:

Radio — WMAQ (670)

Television — WSNS (Channel 44)

Born March 5, 1952, in Kalamazoo, Michigan. Height: 5 ft., 11 in. Weight: 185 lbs. Bats and throws left. Married Maureen Ann Mentor; have 2 daughters, Lisa Renee and Connie Jo. Lives in Kalamazoo, Michigan.



Mike Squires enjoyed a successful season in 1978; first of all, the White Sox farm hand batted .312 in 115 games for Iowa and reeled off a record-tying 33-game hitting streak to earn recognition as the Player of the Month for July in the triple-A American Association.

Squires attended Kalamazoo Valley Community College (Michigan) and Western Michigan University at Kalamazoo. Squires was named as the Most Valuable Player of the AA Southern League in 1975 and he topped all Southern League first basemen in fielding in both 1974 and 1975 with fancy fielding marks of .996 and .995. Squires also led American Association first sackers in fielding in 1976 with .995, establishing himself as one of the top fielding first basemen in all of professional baseball.

Year	Club	G	AB	R	H	2B	3B	HR	RBI	SB	AVG
1973	—Appleton	68	228	42	68	7	3	3	37	7	.298
1974	—Knoxville	136	481	74	138	23	5	6	69	16	.287
1975	—Knoxville*	129	448	68	136	23	5	3	50	24	.304
1975	—Chicago	20	65	5	15	0	0	0	4	3	.231
1976	—Iowa	124	336	37	85	18	1	2	40	10	.253
1977	—Iowa	126	415	67	134	29	4	1	45	24	.323
1977	—Chicago	3	3	0	0	0	0	0	0	0	.000
1978	—Iowa	115	449	70	140	24	3	5	48	30	.312
1978	—Chicago	46	150	25	42	9	2	0	1	4	.280
Major League Totals		69	218	30	57	9	2	0	23	7	.261

* Acquired from Knoxville August 29, 1975.

**CHICAGO WHITE SOX
INSIDE PARK HOMERS
SINCE 1920**

- Eddie Mulligan at Washington June 3, 1921.
- Johnny Mostil vs. N.Y.
(Polo Grounds) July 17, 1922.
- Alex Metzler at Boston August 3, 1929.
- Luke Appling vs. Cleveland May 13, 1949.
- Nelson Fox at Minnesota Sept. 6, 1961.
- Jim Landis at Minnesota April 21, 1963.
- Don Buford at New York July 4, 1966.
- Tommie Agee at New York Sept. 22, 1966.
- Richie Allen at Minnesota
(1st inn.) July 31, 1972.
- Richie Allen at Minnesota
(5th inn.) July 31, 1972.
- Brian Downing at Detroit Aug. 11, 1973.
- Pat Kelly at Texas May 22, 1974.
- Ron Santo vs. Boston June 9, 1974.
- Kevin Bell at Kansas City June 22, 1976.
- Alan Bannister at Toronto July 23, 1977.

Born September 24, 1948, in Cortland, New York. Height: 5 ft., 11 in. Weight: 190 lbs. Bats and throws right. Married Ginny Mikell and they have two children, Chad and Misty. Lives in Hinsdale, Ill.



Because he refused to believe that he would never play again, following knee and rib injuries in 1975, Eric Soderholm was the landslide winner of the 1977 American League Comeback of the Year award. Painful shin splints resulted in Soderholm's getting off to a slow start in 1978 but he still played in 143 games and topped the club in home runs with 20, giving the third baseman 45 roundtrippers in his two seasons in a White Sox uniform. Also, Eric's RBI total last summer was 67, which tied the total that he drove in for Chicago when he won the Comeback award in 1977.

As a prep Soderholm earned All-city honors as he captained the Miami (Fla) Coral Park high school nine; Eric played shortstop there 4 years, then attended South Georgia Jr. college for 2 years, gaining All-American honors there as a shortstop.

Soderholm signed with Minnesota in 1968 and after 4 years in the minors he broke in with the Twins at the tailend of the 1971 season. In his rookie season in the minors he was named Florida State League Player of the Year. Soderholm proved a steady hitter for Minnesota and in 1975 he set an all-time Twins record for fielding at third with a .969 mark. Then tragedy struck, first with a partially torn cartilage in his left knee and then the broken ribs as a result of a fall into a construction hole. Soderholm was on the disabled list the entire 1976 season, playing out his option and being granted his free agency Nov. 1st. That's when the White Sox moved into the picture.

Soderholm has delved into poetry and also authored a book about his rehabilitation experiences entitled "Conditioning for Baseball." A younger brother, Dale, is an infielder in the Twins organization.

Year	Club	G	AB	R	H	2B	3B	HR	RBI	SB	BA
1968	—Orlando	84	293	51	80	12	4	12	39	9	.273
1969	—Orlando	51	192	39	53	9	2	6	43	3	.276
1969	—Red Springs	20	68	8	20	4	1	1	4	4	.294
1969	—Charlotte	48	145	26	33	10	1	3	23	8	.228
1970	—Orlando	25	90	17	20	4	1	1	9	0	.222
1970	—Evansville	98	310	44	77	11	3	15	42	7	.248
1971	—Portland	132	454	80	125	28	3	22	83	10	.275
1971	—Minnesota	21	64	9	10	4	0	1	4	0	.156
1972	—Minnesota	93	287	28	54	10	0	13	39	3	.188
1973	—Tacoma	116	390	60	93	27	5	10	55	5	.238
1973	—Minnesota	35	111	22	33	7	2	1	9	1	.297
1974	—Minnesota	141	464	63	128	18	3	10	51	7	.276
1975	—Minnesota	117	419	62	120	17	2	11	58	3	.286
1976	—Minnesota*	On Injured List All Season									
1977	—Chicago	130	460	77	129	20	3	25	67	2	.280
1978	—Chicago	143	457	57	118	17	1	20	67	2	.258
Major League Totals		680	2262	375	592	93	11	81	295	18	.262

* Acquired Nov. 26, 1976 thru Re-Entry Draft Selection.

SCOTT, John Henry**OF No. 32**

Born January 24, 1952, in Tunica, Mississippi. Height: 6 ft. 3 in. Weight: 165 lbs. Bats and throws right. Married to Brenda Behin; two children: Vanessa and John, Jr. Lives in Pineville, La.



Although he was born in Mississippi, Scott starred as a prep athlete at Centennial High, Compton, CA. Scott was the first choice of the San Diego Padres in the January, 1970, Free Agent Draft.


Scott had brief trials with San Diego in 1974 and 1975, then was purchased by Toronto Oct. 25, 1976.

Year	Club & League	G	AB	R	H	2B	3B	HR	RBI	SB	AVG
1970	Tri-Cities (N. West)	65	215	31	58	12	2	4	31	6	.270
1971	Lodi (Calif.)	24	68	12	22	1	0	0	4	3	.324
1972	Tri-Cities (N. West)	77	312	65	109	12	7	8	55	20	.349
1972	Alexandria (Tex.)	107	347	46	89	10	2	13	46	26	.256
1973	Alexandria (Tex.)	130	461	62	136	19	6	5	45	17	.295
1974	Hawaii (PCL)	141	582	93	159	23	5	12	59	28	.273
1974	San Diego (NL)	14	15	3	1	0	0	0	0	1	.067
1975	San Diego (NL)	25	9	6	0	0	0	0	0	2	.000
1975	Alexandria (Tex.)	61	239	40	64	11	1	3	37	15	.268
1976	Hawaii (PCL)	133	517	83	163	25	4	15	82	38	.315
1977	Toronto	79	233	26	56	9	0	2	15	10	.240
1978	Springfield	121	505	84	141	25	1	12	57	50	.279
Total		118	257	35	57	9	0	2	15	13	.222

*Purchased October 23, 1978, from Springfield, Ill.

TORREALBA, Pablo Arnoldo**LHP No. 35**

Born April 28, 1948, at Estado Lara, Venezuela. Height: 5 ft., 10 in. Weight: 173 lbs. Throws and bats lefthanded. Married and he and his wife, Maria, have two children, Dahianna and Pablo, Jr. Lives in Estado Lara.



A southpas reliever with major league credentials, Pablo Torrealba endured an off-season after joining the White Sox in the spring of 1978, due primarily to physical ailments. Pablo was on the injured list for more than two months, in mid-season. Chicago sorely missed the crafty little lefty.

Like Nordhagen, Torrealba put in nine years in the minors (Atlanta farm system) before finally making it to the majors. The Braves sold Torrealba to the Oakland A's March 29, 1977. That year Pablo had the best ERA (2.62) on the A's staff.

Year	Club	G	W	L	IP	H	R	ER	BB	SO	ERA
1967	Sarasota	8	1	4	42	49	23	17	16	18	3.64
1967	W. Palm Beach	2	0	0	10	16	11	9	3	11	8.10
1968	Greenwood	44	10	7	103	82	34	30	34	91	2.62
1968	Richmond	4	0	1	6	11	6	6	3	4	9.00
1969	Greenwood	40	8	5	86	74	32	24	37	81	2.51
1970	Greenwood	40	7	3	76	65	41	33	22	78	3.91
1971	Jalisco	29	13	8	149	145	61	44	47	94	2.66
1972	Savannah	20	3	3	39	33	13	9	15	31	2.08
1973	Savannah	30	8	6	103	82	30	16	24	72	1.40
1973	Richmond	21	0	3	60	62	30	21	16	44	3.15
1974	Richmond	53	4	8	113	115	53	43	35	115	3.41
1975	Richmond	64	12	9	137	97	30	22	48	114	1.44
1975	Atlanta	5	0	1	7	7	2	1	3	5	1.29
1976	Atlanta	36	0	2	53	67	28	21	22	33	3.57
1977	Oakland*	41	4	6	116.2	127	45	34	38	51	2.62
1978	Chicago	25	2	4	57	69	37	30	39	23	4.71
Major Leagues Totals		108	6	13	234	274	159	86	102	112	3.31

*Acquired March 30, 1978, from Oakland in exchange for catcher Jim Essian and pitcher Steve Renko.

TORRES, Rosendo

OF No. 21

Born Sept. 30, 1948 in Aquadilla, Puerto Rico. Height 5-11. Weight 180. Switch hitter — throws right. Married Ada Echevarria and has two children, Yvette Marie and Rosendo III. Lives in Medford, N.Y.



Rusty Torres had himself quite a year in 1978; the switch-hitting outfielder performed for three clubs and his combined efforts resulted in 100 runs batted in, 101 runs scored, 101 bases on balls, plus 26 home runs, 11 triples and 29 doubles.

Torres originally signed with the Yankees in 1967 and was called up in 1971 after having been named Rookie of The Year in the International League.

Torres was born at Aquadilla, Puerto Rico, and is a product of the New York city sandlots.

Year	Club	G	AB	R	H	2B	3B	HR	RBI	SB	AVG.
1967	Greensboro	13	15	1	3	1	0	0	0	0	.200
1967	Ft. Lauderdale	6	19	1	2	0	0	0	0	1	.105
1967	Onconts	8	13	5	3	0	0	0	0	1	.231
1967	Johnson City	48	127	23	35	8	0	3	22	4	.276
1968	Ft. Lauderdale	126	340	47	78	6	13	3	26	11	.229
1969	Kinston	139	507	96	137	26	11	13	49	14	.270
1970	Manchester	41	127	21	31	5	0	3	16	0	.244
1971	Syracuse	133	441	91	126	25	7	19	71	8	.290
1971	New York (A)	9	26	5	10	3	0	2	3	0	.385
1972	Syracuse	19	57	6	19	3	1	1	3	3	.333
1972	New York (A)	80	199	15	42	7	0	3	13	0	.211
1974	Cleveland	122	312	31	64	8	1	7	28	6	.205
1974	Cleveland	108	150	19	28	2	0	3	12	2	.187
1975	Salt Lake City	107	369	505	113	18	9	8	64	6	.300
1970	California	120	264	37	54	16	3	6	27	4	.205
1977	California	58	77	9	12	1	1	3	10	0	.156
1978	Tucson*	30	107	32	37	7	7	7	39	2	.346
1978	Iowa	91	321	62	90	19	4	16	55	3	.680
1978	Chicago	16	44	7	14	3	0	3	6	0	.318
Major League Totals		513	1072	123	224	40	5	27	99	12	.209

* Acquired May 16, 1978, along with Outfielder Claudell Washington and a player to be named later from Texas in exchange for Bobby Bonds.

TROUT, Steven Russell

LHP No. 33

Born July 30, 1957, in Detroit, Michigan. Height: 6 ft., 4 in. Weight: 195 lbs. Throws and bats left. Married Sandra Belder. Lives in South Holland, Ill.



Steve Trout, White Sox No. 1 selection in the June, 1976 Free Agent Draft, is the son of Paul "Dizzy" Trout, former Detroit Tiger pitching great. The White Sox picked Trout, following a spectacular prep career at Thornwood High in suburban South Holland, where the tall southpaw set school records for victories and strikeouts and he was the team captain in 1976.

Trout signed his first pro contract with the Sarasota White Sox July 7, 1976. In 1978 Steve got off to a great start, winning 8 of 11 decisions with an ERA of 1.47; this resulted in promotion to Iowa, where he compiled a 3-4 mark before being called up late in August by the parent Sox.

TROUT con't

Trout was impressive with the parent club, making starts against Minnesota, Oakland and California in September and winning all three games.

Year	Club	G	W	L	IP	H	R	ER	BB	SO	ERA
1976	Sar. W. Sox	9	3	1	38	28	18	11	29	35	2.61
1977	Appleton	21	6	8	111	113	66	50	66	101	4.05
1977	Iowa	5	0	4	24	27	16	15	11	14	5.63
1978	Knoxville	12	8	3	71	46	16	13	33	48	1.65
1978	Iowa	9	3	4	56	57	36	32	22	38	5.17
1978	Chicago	4	3	0	22	19	10	10	11	11	4.03
Major League Totals		4	3	0	22	19	10	10	11	11	4.03

* Purchased June 29, 1978, from Knoxville.

WASHINGTON, Claudell OF No. 18

Born in Los Angeles, California, August 31, 1954. Height: 6 ft. Weight: 190 lbs. Bats and throws lefthanded. Lives in Pacifica, CA.



The White Sox are hopeful this year that a healthy Claudell Washington will realize the potential stored up in this gifted athlete. Handicapped by injuries throughout the 1978 season, Washington still managed to hit .264 in 86 contests for the White Sox, after coming to Chicago from Texas. The 24-year-old outfielder owns a sweet left-handed batting stroke and his lifetime major league average of .280 in 582 games demonstrates that he can hit, when not saddled with injuries.

After graduating from Berkeley (CA) High School in 1972, Washington was signed by Oakland and made his pro debut in the Northwest League later that summer. His robust .322 bat mark in the Midwest League in 1973 earned Claudell a promotion to Birmingham of the Southern loop. He had been voted to Midwest League and Class A All-Star teams and went on in 1974 to earn the same recognition in the Southern circuit. Washington was promoted to Oakland July 5, 1974; he batted .285 for the A's and then hit .571 (4-for-7) in the '74 World Series. In 1975 Washington hit .308 and finished second in the American League in stolen bases with 40.

On March 26, 1977, Washington was traded to Texas for pitcher Jim Umberger, infielder Rodney Scott and cash. He hit .284 with 68 RBI's in 129 games for the Rangers in 1977.

Year	Club	G	AB	R	H	2B	3B	HR	RBI	SB	AVG
1972	Coos Bay, Or.	33	111	13	31	3	2	2	15	9	.279
1973	Burlington, N.C.	108	447	92	144	25	5	13	81	38	.322
1974	Birmingham, Al.	74	294	64	106	23	3	11	55	33	.361
1974	Oakland	73	221	16	63	10	5	0	19	6	.285
1975	Oakland	148	590	86	182	24	7	10	77	40	.308
1976	Oakland*	134	490	65	126	20	6	5	53	37	.257
1977	Texas	129	521	63	148	31	2	12	68	21	.234
1978	Texas*	12	42	1	7	0	0	0	2	0	.167
1978	Chicago	86	314	33	83	16	5	6	31	5	.264
Major League Totals		582	2178	264	609	101	25	33	250	101	.280

WORLD SERIES RECORD

Year	Club	G	AB	R	H	2B	3B	HR	RBI	SB	AVG
1974	Oakland	5	7	1	4	0	0	0	0	1	.571

ALL-STAR GAME RECORD

Year	Club	G	AB	R	H	2B	3B	HR	RBI	SB	AVG
1976	American	1	1	0	1	0	0	0	0	1	1.000

* Acquired May 16, 1978, along with outfielder Rosendo Torres and a player to be named later for outfielder Bobby Bonds.

WHITE, David James**IF No. 26**

Born October 1, 1960 in Hahira, GA. Height: 6 ft. Weight: 180 lbs. Bats and throws right. Single. Lives in Valdosta, Georgia.



White was the No. 1 choice of the White Sox in the June, 1978 Free Agent draft. White was the third baseman and leading hitter on Valdosta, Ga. High School his last two years as a prep. He had 17 home runs and batted .429 his senior year. He was recommended by Scout Walt Widmayer.

Year	Club	G	AB	R	H	2B	3B	HR	RBI	SB	AVG
1978	—Appleton*	23	75	10	9	0	0	1	5	0	.120
1978	—Chicago	—	—	—	—	—	—	—	—	—	—

* Purchased from Appleton September 7, 1978.

WORTHAM, Richard Cooper**LHP No. 28**

Born October 22, 1953, in Odessa, Texas. Height: 6 ft. Weight: 185 lbs. Bats right, throws left. Married. Lives in Odessa, Texas.



The White Sox acquired Richard Wortham in the January, 1976, Free Agent Draft, selecting the hard-throwing lefthander in the second round of the secondary phase. Wortham was originally drafted by Texas, right out of Odessa High School, where he captained the baseball and football teams. But, Wortham went to the University of Texas, where he established an all-time NCAA record for collegiate victories, winning 50 games while losing only 7 during his

Longhorn career.

Wortham started the '78 season with Iowa but was called up early in the season by the Sox and scored his first big league victory May 10. Making just his second major league start, he beat Minnesota, 7-2. The 25-year-old lefty was sent back to Iowa but recalled Aug. 30.

Year	Club	G	W	L	IP	H	R	ER	BB	SO	ERA
1976	—Knoxville	11	4	2	68	58	33	32	38	56	4.24
1977	—Knoxville	22	9	7	114	116	62	32	45	80	2.53
1977	—Iowa	9	1	3	31	54	39	30	30	22	8.80
1978	—Iowa	22	5	8	138	136	75	61	54	73	3.95
1978	—Chicago*	8	3	2	59	59	24	20	23	25	3.05
Major League Totals		8	3	2	59	59	24	20	23	25	3.05

* Acquired April 30, 1978, from Iowa.

Baseball Digest's 1978 All-Star Rookie Team included two members of the Chicago White Sox—catcher Mike Colbern and right fielder Bob Molinaro.

On August 22, 1923, Hollis Thurston of the Chicago White Sox struck out the side on only nine pitches in the 12th inning.

BAINES, Harold Douglas

OF No. 53

Born March 15, 1959, in Easton, Maryland. Height: 6 ft., 2 in. Weight: 175 lbs. Bats and throws left. Lives in St. Michaels, MD.



The No. 1 choice of the Chicago White Sox in the June, 1977, Free Agent Draft, Harold Baines ranks as one of the finest prospects to come along in years. A graduate of St. Michaels High School in 1977, where he was voted the Outstanding Athlete award and was picked as a member of the All America High School team, Baines was personally scouted and signed by Sox owner Bill Veeck. Baines had batted .532 his senior year.


Last year Orlando Twins Manager John Goryl said of Baines: "He's the best No. 1 draft choice I've seen in many years." Another ex-big leaguer, Ken Silvestri, remarked: "Baines is by far the best prospect in the Southern League." Baines broke into pro ball with Appleton in 1977, hitting .261 in 69 games as an 18-year-old. Then last summer the prize youngster batted .275 in the AA Southern loop.

Year	Club	G	AB	R	H	2B	3B	HR	RBI	SB	AVG.
1977	—Appleton	69	222	37	58	11	2	5	29	2	.261
1978	—Knoxville	137	502	70	138	16	6	13	72	3	.275

CRUZ, Henry

OF No. 38

Born February 27, 1952, in St. Croix, Virgin Islands. Height: 6 ft. Weight: 175 lbs. Bats and throws left. Married Zulema Ivette. Lives in Fajardo, Puerto Rico.



Cruz is a former Dodger farmhand who had a couple of trials with Los Angeles in 1975 and 1976. The White Sox acquired Henry late in the '77 season and he was impressive enough in 16 games to earn a trial in 1978. Cruz got in 53 games for Chicago last summer, many of them as a pinch-hitter, pinch-runner or on defense.


A native of the Virgin Islands, Cruz was a star athlete in baseball, track and basketball at Fajardo High; he also starred in track and baseball at Inter-Americana University in Puerto Rico. In 1977 Cruz batted .353 in Triple-A.

Year	Club	G	AB	R	H	2B	3B	HR	RBI	SB	AVG.
1971	—Bakersfield	Disabled List all season									
1972	—El Paso	9	34	2	9	0	0	0	2	2	.265
1972	—Bakersfield	114	405	60	114	19	5	8	56	10	.281
1973	—Waterbury	65	210	36	55	12	3	2	20	9	.262
1973	—Albuquerque	31	103	16	27	5	1	2	16	2	.262
1974	—Albuquerque	104	392	72	119	15	7	6	50	26	.304
1975	—Albuquerque	71	255	44	79	13	3	7	41	5	.310
1975	—Los Angeles	53	94	8	25	3	1	0	5	1	.266
1976	—Los Angeles	49	88	8	16	2	1	4	14	0	.182
1977	—Albuquerque*	133	493	95	174	24	12	18	88	4	.353
1977	—Chicago	16	21	3	6	0	0	2	5	0	.286
1978	—Chicago	53	77	13	17	2	1	2	10	0	.221
1978	—Iowa	28	111	13	30	5	0	5	18	1	.270
Major League Totals		171	280	32	64	7	3	8	34	1	.229

* Acquired on waivers from Los Angeles Sept. 2, 1977.

VERHOEVEN, John C.**RHP No. 51**

Born July 3, 1953, in Long Beach, California. Height: 6 ft., 5 in. Weight: 200 lbs. Bats and throws right. Married Kathy Randolph. Lives in Mission Viejo, Cal.



When John Verhoeven won 14 games while losing only one in his senior year at LaVerne (CA) college, the California Angels promptly selected the tall righthander in the June, 1974 Free Agent Draft. Strictly a reliever, the side-arming Verhoeven compiled an impressive minor league mark his first three seasons, winning 15 games, losing only 3, with 16 saves, prompting promotion to the parent Angels.

Verhoeven had trials with California in 1976 and 1977 before coming to the White Sox. A sinkerball pitcher who specializes in ground balls, Verhoeven distinguished himself in six relief appearances for Chicago in 1977.

Year	Club	G	W	L	IP	H	R	ER	BB	SO	ERA
1974	—Quad Cities	27	1	0	43	37	19	15	17	52	3.14
1975	—El Paso	31	4	0	56	45	18	10	26	46	1.60
1975	—Salt Lake City	18	3	1	26	24	15	13	18	9	4.50
1976	—Salt Lake City	28	7	2	60	53	19	15	18	56	2.25
1976	—California	21	0	2	37	35	15	14	14	23	3.41
1977	—Salt Lake City	19	4	1	33	47	20	18	20	26	4.91
1977	—California*	3	0	2	5	4	3	2	3	4	3.86
1977	—Chicago	6	0	0	10	9	3	3	2	6	2.61
1978	—Iowa	44	6	7	82	94	49	44	25	53	4.85
Major League Totals		30	0	4	52	48	21	19	19	33	3.29

* Acquired from California June 15, 1977, along with Pitcher Don Kirkwood and Infielder John Flannery in exchange for Pitcher Ken Brett and cash.

DOTSON, Richard Elliott**RHP No. 49**

Born January 10, 1959, in Cincinnati, Ohio. Height: 6 ft. Weight: 185 lbs. Throws and bats right. Lives in Cincinnati, O.



One of several outstanding young mound prospects in the White Sox organization, 20-year-old Rich Dotson was selected in the first round of the 1977 amateur free agent draft by the California Angels. The White Sox insisted that Dotson be included in the Bobby Bonds deal that December — a move that could provide rich dividends for many years.

Dotson had been a star athlete at Cincinnati's Anderson High, where he pitched and played the outfield for 4 years, being captain, all-city, Most Valuable player, etc. Dotson hit .438, leading the Cincy preps in homers one year, and he played on a national championship Connie Mack team. He fanned 83 batters in 66 innings in the Pioneer League in 1977 in his rookie season, then fanned 152 men in 145 innings in AA while winning 11 games.

Year	Club	G	W	L	IP	H	R	ER	BB	SO	ERA
1977	—Idaho Falls*	13	4	5	66	65	61	42	63	83	5.73
1978	—Knoxville	26	11	10	145	128	85	69	105	152	4.28

* Acquired along with Bobby Bonds and Thad Bosley from California in exchange for Chris Knapp, Dave Frost and Brian Downing Dec. 5, 1977.

PAZIK, Michael Joseph**LHP No. 45**

Born January 26, 1950, in Lynn, Massachusetts. Height: 6 ft., 3 in. Weight: 186 lbs. Bats and throws lefthanded. Married. Lives in Lynn, Mass.



Mike Pazik was the Yankees No. 1 draft choice in June of 1971; he had starred at Holy Cross college where he once fanned 22 batters in a single game. On Aug. 31 of that year Mike tossed a 5-0 no-hit victory in the AAA International League. On May 4, 1974, Pazik became Minnesota property in a trade for pitcher Dick Woodson.


An automobile accident early in 1977 caused Pazik serious injuries and he missed almost the entire season. The previous season (1976) Mike had enjoyed his best year, winning 14, losing only 5 in the AAA Pacific Coast League, his .737 win percentage being the best in that circuit. Pazik tied for that league lead in shutouts in both 1975 and again in 1976.

Year	Club	G	W	L	IP	H	R	ER	BB	SO	ERA
1971	—Ft. Lauderdale	9	4	2	58	46	18	15	20	52	2.33
1971	—Syracuse	4	1	3	25	19	9	8	14	23	2.88
1972	—Syracuse	27	10	10	165	172	84	71	67	93	3.87
1973	—Syracuse	25	13	8	167	166	93	84	85	76	4.53
1974	—Syracuse	3	2	1	23	23	12	8	7	17	3.13
1974	—Tacoma	22	11	7	152	147	83	70	71	101	4.14
1975	—Tacoma	20	9	9	140	117	61	49	46	99	3.15
1975	—Minnesota	5	0	4	20	28	20	18	10	8	8.10
1976	—Minnesota	5	0	0	9	13	9	7	4	6	7.00
1976	—Tacoma	22	14	5	152	134	73	70	76	75	4.14
1977	—Minnesota*	3	1	0	18	18	5	5	6	6	2.50
1978	—Knoxville	10	3	3	66	61	24	22	32	24	3.00
1978	—Iowa	14	1	1	26	20	6	6	11	10	2.10
Major League Totals		13	1	4	47	59	34	30	19	19	5.74

* Selected via 1977 Re-Entry Draft, Nov. 4, 1977 by Chicago and signed with Iowa Jan. 23, 1978.

WOLF, Mike James**IF No. 62**

Born June 20, 1955, in Joliet, Ill. Height: 6 ft., 1 in. Weight: 160 lbs. Bats and throws right. Lives in Saugus, CA.




Mike Wolf has served six seasons apprenticeship in the minor leagues; the slender infielder was born in nearby Joliet but was graduated from William S. Hart High School, Newhall, CA., in 1973. There he captained the prep nine and was named its Most Valuable Player.

Wolf broke into pro ball on June 12, 1973, with the Sarasota White Sox. In 1976 Mike led the Double-A Southern League in fielding and double plays at shortstop.

Year	Club	G	AB	R	H	2B	3B	HR	RBI	SB	AVG
1973	—Sarasota	42	134	15	31	3	0	1	14	2	.231
1974	—Appleton	98	326	32	68	8	1	0	19	4	.209
1975	—Knoxville	112	338	23	75	5	2	0	30	1	.222
1976	—Knoxville	122	370	27	75	8	0	0	22	1	.203
1977	—Iowa	103	301	22	62	12	1	3	26	3	.206
1978	—Knoxville	131	410	43	90	15	2	5	41	3	.220

CAMARGO, Fernando A.**C No. 29**

Born May 7, 1955 in Hermosillo, Mexico. Height: 6 ft., 1 in. Weight: 180 lbs. Bats and throws right. Lives in Hermosillo.




Catcher Fernando Camargo enjoyed his second successive productive season in Triple-A ball last summer; the husky Mexican has averaged .300 as Monterrey's regular receiver in the Mexican League the last two years; playing in 290 games, he has collected 308 safeties, including 47 doubles, 10 triples, 27 home runs, with 161 runs batted in. This marks his second spring in the White Sox Sarasota camp.

Year	Club	G	AB	R	H	2B	3B	HR	RBI	SB	AVG
1975	Salamanca	69	256	42	80	17	4	6	39	6	.313
1975	Monterrey	15	27	2	9	2	0	0	3	1	.333
1976	Monterrey	67	105	7	20	2	1	1	7	1	.190
1977	Monterrey	148	530	66	158	23	6	18	79	7	.298
1978	Monterrey	142	497	80	150	24	4	9	82	10	.302

ROBINSON, Dewey Everett**RHP No. 60**

Born April 28, 1955 in Evanston, Ill. Height: 6 ft. Weight: 180 lbs. Throws and bats right. Lives in Chicago, Ill.



Dewey Robinson had the kind of year in 1978 that relief hurlers dream about. The husky Chicagoan appeared in 50 games, all in relief, winning 10 and saving 23 more, as he played a vital role in Appleton's Midwest League championship. What a comeback, after he was 0-7 in his rookie season!

Robinson starred at Chicago's Sullivan High, where he was an All-City pitcher; then he attended Southern Ill. U., where he had a 20-6 record in his 4 seasons there. He signed his first pro contract with Appleton, June 20, 1977. A year later "Robby" made the Midwest League All-Star team.

Year	Club	G	W	L	IP	H	R	ER	BB	SO	ERA
1977	—Appleton	10	0	4	15	10	5	4	7	19	2.40
1977	—Knoxville	10	0	3	21	23	14	13	11	23	5.57
1978	—Appleton	50	10	3	89	55	22	17	40	121	1.72

TORRES, Antonio Raymundo**IF No. 61**

Born April 12, 1958, in Hermosillo, Mexico. Height: 6 ft. Weight: 150 lbs. Bats and Throws right. Lives in Durango, Mexico.

As a rookie in professional ball, Torres hit a sparkling .421 for Jalisco of the Mexican Center League in 1977, resulting in a promotion to Triple-A Durango. The slender right-handed infielder followed up with an impressive .320 figure in 135 contests for Durango last summer. That feat resulted in his receiving a trial in the White Sox camp this spring.

Year	Club	G	AB	R	H	2B	3B	HR	RBI	SB	AVG
1977	—Jalisco	55	197	60	83	18	8	4	30	36	.421
1977	—Durango	69	185	19	42	3	1	1	14	4	.227
1978	—Durango	135	482	71	154	19	6	6	69	13	.320

1979 WHITE SOX NON-

No.	Pitchers	B	T	Ht.	Wt.	Born	Birthplace	Residence
49	Dotson, Richard	R	R	6-0	185	1-10-59	Cincinnati, OH	Cincinnati, OH
45	Pazik, Michael	L	L	6-3	197	1-26-50	Lynn, MA	Lynn, MA
60	Robinson, Dewey	R	R	6-0	180	4-28-55	Evanston, IL	Chicago, IL
51	Verhoven, John	R	R	6-1	185	7-11-49	Rumford, MN	Redmond, WA

No.	Catchers	B	T	Ht.	Wt.	Born	Birthplace	Residence
29	Camargo, Ferdando	R	R	6-1	180	5-7-55	Hermosillo, MX	Hermosillo, MX

No.	Infielders	B	T	Ht.	Wt.	Born	Birthplace	Residence
62	Wolf, Mike	R	R	6-1	160	6-20-55	Joliet, IL	Saugus, CA

No.	Outfielders	B	T	Ht.	Wt.	Born	Birthplace	Residence
53	Baines, Harold	L	L	6-2	175	3-15-59	Easton, MD	St Michaels, MD
61	Torres, Raymundo	R	R	6-0	150	4-12-58	Hermosillo, MX	Durango, MX
38	Cruz, Henry	L	L	5-11	170	2-27-52	Virgin Islands	Fajardo, P.R.

CHICAGO WHITE SOX MINOR

Director of Player Development	Paul Richards
Assistant Director of Player Development	Charles Evranian
Administrative Assistant	Dave Dombrowski

1979 WHITE SOX FARM CLUBS

Club	League	Class
Iowa (Des Moines) Manager: Tony LaRussa	American Association	AAA
Knoxville, Tenn. Manager: Gordie Lund	Southern League	AA
Appleton, Wis. Manager: Jim Breazeale	Midwest League	A

Special Assignments Scout

Loren Babe

Minor League Coaches

Bruce Dal Canton

Duane Shaffer

Ken Silvestri

FOX CONSECUTIVE GAME STREAK

Nelson Fox was one of the most durable players in White Sox history; from Sept. 11, 1953, until Sept. 4, 1960, the great little second baseman missed only one game out of 1,073 contests. Fox first ran off a streak of 274 consecutive games, missed the game on Aug. 6, 1955, then began another streak of 798 games the next day.

ROSTER PLAYERS 1979

1978 Club	ERA	W-L	G	GS	IP	H	BB	SO
Knoxville	4.28	11-10	26	25	145	128	105	152
Iowa	2.10	1-1	14	1	25	20	11	10
Knoxville	3.00	3-3	10	9	66	61	32	24
Appleton	1.72	10-3	50	0	89	55	40	121
Iowa	4.85	6-7	44	0	82	94	25	53

1978 Club	AVG.	G	AB	H	2B	3B	HR	RBI	BB	SO	SB
Monterrey	.302	142	497	150	24	4	9	82	47	86	10

1978 Club	AVG	G	AB	H	2B	3B	HR	RBI	BB	SO	SB
Knoxville	.220	131	410	90	15	2	5	41	38	56	3

1978 Club	AVG.	G	AB	H	2B	3B	HR	RBI	BB	SO	SB
Knoxville	.275	137	502	138	16	6	13	72	43	91	3
Durango	.320	135	482	154	19	6	6	69	23	44	13
Chicago	.221	53	77	17	2	1	2	10	8	11	0
Iowa	.270	28	111	30	5	0	5	18	12	131	1

LEAGUE ORGANIZATION 1979

SCOUTING STAFF

Eastern U.S. Supervisor	Walt Widmayer
Western U.S. Supervisor	Gary Johnson
Scout At Large	Jerry Krause

Loren Babe, 4702 Chicago St., Omaha, Neb. 68132
 Sam Hairston, 3770 — 1st St, West, Birmingham, Ala. 35207
 Bennie Huffman, 2 Cedar Lane, Luray, VA. 22835
 Joseph Ingalls, 2253 Oshkosh, Anaheim, CA. 92806
 Gary Johnson, 3115 Coolidge, Costa Mesa, CA. 92626
 Bill Kimball, Box 803, North Platte, Neb. 69101
 Jerry Krause, 1355 Sandburg Ter. #1605, Chicago, IL 60610
 Leo Labossiere, 41 Rand St., Central Falls, RI 02863
 Dario Lodigiani, 1864 Grant Ave., San Francisco, CA. 94133
 Luis Mayoral, Wilson 1456B-Apt #3, Conado, Santurce, Puerto Rico 00907
 Mel F. Nelson, 27420 Fisher Street, Highland, Calif. 92346
 Fern Paredes, 10371 Loma Rancho Dr., Spring Valley, Calif. 92077
 Mel Preibisch, Box 518, Sealy, Texas 77474
 Silvano Quesada, General Luperon No. 80, Valverde de Mao,
 Dominican Republic
 George Sobek, 1161 — 160th Place, South Holland, Ill. 60473
 Walt Widmayer, 4987 S.W. 93rd Ave., Fort Lauderdale, Fla. 33328

WHITE SOX ONE-GAME STRIKEOUT LEADERS

16—Jack Harshman	7/25/54	14—Juan Pizarro	7/31/64
15—Ed Walsh	10/2/08	13—Gary Peters	7/15/63
15—Ed Walsh	8/11/10	13—Juan Pizarro	5/22/64
15—James Scott	6/22/13	13—Chris Knapp	9/11/77

1978 CHICAGO WHITE SOX DAY-BY-DAY—1978

G	Date	Opp.	Score	Winning Pitcher	Losing Pitcher	Record	Stand- ing	GB CA	Attend- ance	Total Home Attendance
1	4-7	Boston	6-5	LaGrow	Drago	1-0	1	1T	50,754	50,754
2	4-8	Boston	6-5	Torrealba	Campbell	2-0	1	1T	11,832	62,586
3	4-9	Boston	0-5	Lee	Wood	2-1	1	1T	30,794	93,380
4	4-11	Toronto	9-5	Kravec	Jefferson	3-1	1	1/2	3,347	96,727
5	4-12	Toronto	5-4	Stone	Lemanczyk	4-1	1	1/2	5,742	102,469
6	4-13	N.Y.	2-4	Gaudry	Wood	4-2	3	1	44,667	
7	4-15	N.Y.	2-3	Figueron	Barnes	4-3	4	1 1/2	20,965	
8	4-16	N.Y.	0-3	Tidrow	Kravec	4-4	4	2 1/2	32,750	
9	4-17	Detroit	9-10	Hiltner	Willoughby	4-5	4	3 1/2	19,841	
10	4-21	Toronto	11-2	Barrios	Underwood	5-5	4	3	10,108	
11	4-22	Toronto	2-4	Clancy	Wood	5-6	4	4	44,527	
12	4-23	Toronto	0-4	Jefferson	Stone	5-7	4	5	17,427	
13	4-24	Detroit	1-4	Billingham	Kravec	5-8	4	6	8,314	110,783
14	4-25	Detroit	4-8(10)	Hiltner	Torrealba	5-9	4	7	13,496	124,279
15	4-26	Detroit	7-2	Wood	Crawford	6-9	4	7	7,983	132,262
16	4-28	Balt	4-6	O. Martinez	Torrealba	6-10	5	6 1/2	25,395	157,657
17	4-29	Balt	2-5	Palmer	Kravec	6-11	5	7 1/2	22,240	179,897
18	4-30	Balt	7-8	McGregor	Torrealba	6-12	5	8 1/2	17,786	197,683
19	5-2	Milw.	5-3	Wood	Sorenson	7-12	5	8 1/2	7,880	
20	5-3	Milw.	6-4	Augustine	Worham	7-13	5	9 1/2	5,720	
21	5-6	Boston	4-6(10)	Stanley	Willoughby	7-14	5	10 1/2		DOUBLEHEADER
22	5-6	Boston	0-3	Wright	Barrios	7-15	5	10 1/2	32,238	
23	5-7	Boston	0-5	Torres	Torrealba	7-16	7	10 1/2	30,921	
24	5-10	Minn.	7-2	Worham	Erickson	8-16	5	9	8,338	206,021
25	5-12	Milw.	4-3(5)	Wood	Augustine	9-16	5	9	17,953	223,974
26	5-13	Milw.	1-6	Repligte	Stone	9-17	5	10	13,521	237,495
27	5-14	Milw.	4-5	Caldwell	Barrios	9-18	6	10	12,505	250,000
28	5-15	N.Y.	1-4	Beattie	Worham	9-19	7	11	17,569	267,569
29	5-16	N.Y.	3-8	Holtzman	Wood	9-20	7	11	21,837	289,406
30	5-17	Calif.	9-6	Stone	Ryan	10-20	6	10	13,676	303,082
31	5-18	Calif.	5-9	Knapp	Barrios	10-21	7	10	9,766	312,848
32	5-19	Oak.	6-2	Wood	Broberg	11-21	6	9	5,515	
33	5-20	Oak.	3-4	Langford	LaGrow	11-22	7	10	4,177	
34	5-21	Oak.	6-2	Stone	Lacey	12-22	5	9		DOUBLEHEADER
35	5-21	Oak.	0-8	L. Johnson	Barrios	12-23	6	10	8,426	
36	5-23	Calif.	4-5	Ryan	Willoughby	12-24	7	10	16,866	
37	5-24	Calif.	1-4	Knapp	Kravec	12-25	7	10	14,396	
38	5-25	Calif.	0-6	Tanana	Schueler	12-26	7	11	15,910	
39	5-26	Oak.	1-3	Wirth	Stone	12-27	7	12	19,018	331,866
40	5-27	Oak.	3-4(10)	Lacey	Willoughby	12-28	7	12 1/2	28,367	360,233
41	5-28	Oak.	3-2	Kravec	Keough	13-28	7	11 1/2		DOUBLEHEADER
42	5-28	Oak.	4-0	Barrios	Renko	14-28	7	10 1/2	23,934	384,167
43	5-29	Calif.	7-0	Torrealba	Knapp	15-28	6	10 1/2	15,411	399,578
44	5-30	Calif.	6-2	Wood	Tanana	16-28	6	9 1/2	17,110	411,688
45	5-31	Calif.	17-2	Stone	Aase	17-28	6	9	12,828	424,516
46	6-2	Kan. Cty.	5-1	Barrios	Haasler	18-28	6	8	23,072	
47	6-3	Kan. Cty.	9-5	Kravec	Gale	19-28	6	8	35,230	
48	6-4	Kan. Cty.	2-3	Spittorf	Wood	19-29	6	8	38,698	
49	6-5	Cleve.	2-0	Stone	Walls	20-29	6	8	5,391	
50	6-6	Cleve.	3-0	Barrios	Morgan	21-29	6	8	4,419	
51	6-7	Minn.	8-3	Kravec	Erickson	22-29	5	8 1/2	6,627	
52	6-8	Minn.	2-1	Wood	Goltz	23-29	5	7 1/2	11,071	
53	6-9	Texas	4-3	Schueler	Medich	24-29	5	6 1/2	17,511	
54	6-10	Texas	3-4	Ellis	Stone	24-30	5	6 1/2	27,735	
55	6-11	Texas	2-1	Barrios	Cleveland	25-30	5	5 1/2	22,861	
56	6-12	Cleve.	1-0	Kravec	Walls	26-30	5	4 1/2	17,373	441,889
57	6-13	Cleve.	10-9	Hinton	Fitzmorris	27-30	5	3 1/2	12,000	453,889
58	6-14	Texas	4-1	Schueler	Matlack	28-30	5	2 1/2	22,489	476,378
59	6-15	Texas	3-1	Stone	Medich	29-30	5	2 1/2	27,740	504,118
60	6-16	Kan. Cy.	1-2	Gura	Barrios	29-31	5	3 1/2	44,785	548,903
61	6-17	Kan. Cy.	6-1	Kravec	Gate	30-31	5	2 1/2	26,798	575,701
62	6-18	Kan. Cy.	2-3	Hrabowsky	LaGrow	30-32	5	3 1/2		DOUBLEHEADER
63	6-18	Kan. Cy.	11-0	Schueler	Spittorf	31-32	5	2 1/2	40,598	616,299
64	6-19	Seattle	4-7	Parrott	Kucek	31-33	5	3 1/2	22,322	638,621
65	6-20	Seattle	2-4	Mitchell	Stone	31-34	5	4 1/2	13,057	651,678
66	6-22	Seattle	6-8(10)	Montague	Willoughby	31-35	5	4 1/2	22,026	673,704
67	6-23	Minn.	1-2	Goltz	Kravec	31-36	5	5	28,082	701,786
68	6-24	Minn.	7-4	Wood	Jackson	32-36	5	5	27,433	729,219
69	6-25	Minn.	5-8	Marshall	Schueler	32-37	5	5 1/2		DOUBLEHEADER
70	6-25	Minn.	6-9	Erickson	Hinton	32-38	5	6	20,137	749,356
71	6-26	Seattle	3-8	Mitchell	Barrios	32-39	5	6 1/2	9,147	
72	6-27	Seattle	10-6	Wood	Pole	33-39	5	6 1/2	10,259	
73	6-28	Seattle	4-2	Kravec	Abbott	34-39	5	5 1/2	8,110	
74	6-29	Seattle	7-9	Todd	LaGrow	34-40	5	5 1/2	7,568	
75	7-1	Minn.	0-10	Goltz	Barrios	34-41	5	6	7,533	
76	7-2	Minn.	8-5	Wood	Zahr	35-41	5	5 1/2		DOUBLEHEADER
77	7-2	Minn.	5-9	Marshall	Schueler	35-42	5	5 1/2	26,897	
78	7-3	Texas	7-6	Willoughby	Cleveland	36-42	5	5 1/2	42,231	791,587
79	7-4	Texas	2-1	Proly	Jenkins	37-42	5	4 1/2	18,585	810,172
80	7-5	Boston	2-9	Lam	Stone	37-43	5	5	26,434	836,606

1978 CHICAGO WHITE SOX DAY-BY-DAY—1978

G	Date	Opp.	Score	Winning Pitcher	Losing Pitcher	Record	Standing	GB	GA	Attendance	Total Home Attendance
81	7-5	Boston	6-7	Campbell	Willoughby	37-44	5	5½		29,330	865,936
82	7-7	Toronto	2-3	Coleman	Hinton	37-45	6	6½		18,643	884,579
83	7-8	Toronto	0-3	Clancy	Kravec	37-46	6	8		23,648	908,227
84	7-9	Toronto	5-3	Stone	Underwood	38-46	6	7		16,493	924,720
85	7-13	N Y	6-1	Wood	Tidrow	39-46	6	7		28,532	
86	7-14	N Y	6-7(11)	Gossage	Kravec	39-47	6	8		21,981	
87	7-15	Milw	1-3	Sorensen	Schueler	39-48	6	9		41,379	
88	7-16	Milw	1-10	Travers	Stone	39-49	6	9		33,862	
89	7-17	Milw	1-6	Caldwell	Barrios	39-50	6	9		15,993	
90	7-18	Milw	2-7	Augustine	Wood	39-51	6	10		17,660	
91	7-19	Balt	3-10	Palmer	Kravec	39-52	6	11		18,682	943,702
92	7-21	N Y	4-7	Lyfe	Hinton	39-53	6	12		30,348	974,050
93	7-22	N Y	2-7	Hunter	Wood	39-54	6	13		32,163	1,005,913
94	7-23	N Y	1-3	Figueroa	Kravec	39-55	6	14		27,651	1,033,564
95	7-24	Milw	5-1	Stone	Sorensen	40-55	6	14		11,091	1,044,655
96	7-25	Milw	4-2	Barrios	Rodriguez	41-55	6	13		28,057	1,072,712
97	7-26	Oak	4-8	Johnson	Wood	41-56	6	14		11,887	1,084,609
98	7-27	Oak	4-7	Lacey	Kravec	41-57	6	15		19,632	1,104,241
99	7-28	Texas	5-8	Mirabella	Schueler	41-58	6	16		30,943	1,135,184
100	7-29	Texas	6-2	Stone	Jenkins	42-58	6	15		27,662	1,162,846
101	7-30	Texas	5-4	LaGrow	Cleveland	43-58	6	15			DOUBLEHEADER
102	7-30	Texas	4-2	Barrios	Alexander	44-58	6	14½		25,704	1,188,550
103	7-31	Boston	2-9	Eckersley	Kravec	44-59	6	14½		28,858	
104	8-1	Boston	5-2	Proly	Tiant	45-59	6	13½		30,020	
105	8-3	Detroit	4-5(10)	Sykes	LaGrow	45-60	6	13½		11,257	
106	8-4	Detroit	1-7	Young	Wood	45-61	6	13½		31,334	
107	8-5	Detroit	0-7	Billingham	Burns	45-62	6	14½		33,494	
108	8-6	Detroit	0-8	Staton	Kravec	45-63	6	15½		27,504	
109	8-7	Kan. Cty	5-3	LaGrow	Leonard	46-63	5T	14½		39,847	
110	8-8	Kan. Cty	4-10	Spittorff	Proly	46-64	6	15½		29,976	
111	8-9	Toronto	0-8	Jefferson	Stone	46-65	6	16½		24,282	
112	8-10	Toronto	3-7	Garvin	Wood	46-66	6	16½		15,508	
113	8-11	Detroit	3-7	Billingham	Burns	46-67	6	17½		25,790	1,214,348
114	8-12	Detroit	6-3	Kravec	Staton	47-67	6	15½		20,128	1,234,476
115	8-13	Detroit	2-10	Rozema	Proly	47-68	6	16½		33,128	1,267,604
116	8-14	Texas	3-4	Jenkins	Barrios	47-69	6	16½		16,270	
117	8-15	Texas	0-1	Mallock	Stone	47-70	6	17½		18,655	
118	8-16	Texas	6-2	Baumgarten	Alexander	48-70	6	17		16,193	
119	8-17	Texas	4-2	Kravec	Mirabella	49-70	6	16		17,158	
120	8-18	Cleve	7-1	Proly	Wise	50-70	6	15		6,972	
121	8-19	Cleve	2-1	Barrios	Paston	51-70	6	15		5,282	
122	8-20	Cleve	1-10	Waits	Stone	51-71	6	16		8,233	
123	8-22	Kan. Cty	3-6	Gura	Baumgarten	51-72	6	17		21,689	1,289,293
124	8-23	Kan. Cty	3-0	Kravec	Leonard	52-72	6	16		15,500	1,304,843
125	8-24	Kan. Cty	4-1	Proly	Spittorff	53-72	6	15		14,524	1,319,367
126	8-25	Cleve	1-2	Waits	Barrios	53-73	6	15½		18,891	1,338,258
127	8-26	Cleve	8-7	Stone	Clyde	54-73	6	13½		19,100	1,357,358
128	8-27	Cleve	6-0	Baumgarten	Reuschel	55-73	6	14		13,008	1,370,366
129	8-28	Kan. Cty	2-3	Hrabowsky	Kravec	55-74	6	15		27,562	
130	8-29	Kan. Cty	9-3	Proly	Gale	56-74	6	14		19,343	
131	8-30	Kan. Cty	0-12	Gura	Barrios	56-75	6	15		19,053	
132	9-1	Balt	0-3	Palmer	Stone	56-76	6	15½			DOUBLEHEADER
133	9-1	Balt	3-9	Stewart	Baumgarten	56-77	6	15½		6,641	
134	9-2	Balt	4-9	D. Martinez	Kravec	56-78	6	16			DOUBLEHEADER
135	9-2	Balt	0-1	Ford	Kucek	56-79	6	17		10,696	
136	9-3	Balt	4-2	LaGrow	Flanagan	57-79	6	17		7,101	
137	9-4	Minn	1-2	Zahn	Barrios	57-80	6	18		6,978	
138	9-5	Minn	4-3	Trout	Erickson	58-80	6	18		3,630	
139	9-6	Minn	1-0	Kravec	Goltz	59-80	6	18		3,648	
140	9-7	Seattle	3-5	Mitchell	Stone	59-81	6	18½		2,514	1,372,880
141	9-8	Seattle	3-2	Wortham	Colbern	60-81	6	18½		30,270	1,403,150
142	9-9	Seattle	6-9	Romo	LaGrow	60-82	6	18		6,941	1,410,091
143	9-10	Seattle	2-1	Kucek	Abbott	61-82	6	17		17,205	1,427,296
144	9-11	Minn	1-3	Zahn	Kravec	61-83	6	18		7,342	1,434,638
145	9-12	Minn	6-1	Hinton	Serum	62-83	6	18		6,279	1,440,917
146	9-14	Seattle	6-5	Stone	Honeycutt	63-83	6	18		5,310	
147	9-15	Seattle	8-3(10)	Wortham	Romo	64-83	6	18½		4,849	
148	9-16	Seattle	9-1	Barrios	Abbott	65-83	6	17½		11,230	
149	9-17	Seattle	1-3	McLaughlin	Kucek	65-84	6	18½		6,071	
150	9-18	Oak	3-6	Johnson	Kravec	65-85	6	18½		3,657	
151	9-19	Oak	8-4	Stone	Wirth	66-85	6	18½			DOUBLEHEADER
152	9-19	Oak	7-3	Trout	Renko	67-85	6	18		1,740	
153	9-22	Calif	2-3	Tanana	Hinton	67-86	6	19½		13,922	1,454,839
154	9-23	Calif	5-4	LaGrow	D. Miller	68-86	5	19½		7,953	1,462,792
155	9-24	Calif	3-7	Ryan	Barrios	68-87	5	19½		12,621	1,475,413
156	9-25	Oak	6-2	Kucek	Johnson	69-87	5	19½		5,279	1,480,692
157	9-26	Oak	3-10	Wirth	Kravec	69-88	5	20½		10,408	1,491,100
158	9-28	Calif	7-11	Brett	Hinton	69-89	5	21		11,659	
159	9-29	Calif	9-6	Trout	Tanana	70-89	5	21		14,811	
159	9-30	Calif	6-5	LaGrow	Laroche	71-89	5	20		16,919	
161	10-1	Calif	4-5	Ryan	Barrios	71-90	5	21		31,327	

CHICAGO WHITE SOX BATTING LEADERS DURING 1978 (Based on 502 Plate Appearances)

BATTING AVERAGE	Lamar Johnson, .273; Eric Soderholm, .258
RUNS BATTED IN	Lamar Johnson, 72; Eric Soderholm, 67
TOTAL HITS	Lamar Johnson, 136; Ralph Garr, 122
TOTAL BASES	Eric Soderholm, 197; Lamar Johnson, 187
TWO BASE HITS	Chet Lemon, 24; Lamar Johnson, 23
THREE BASE HITS	Ralph Garr, 9; Chet Lemon, 6
HOME RUNS	Eric Soderholm, 20; Jorge Orta & Lemon, 13
SLUGGING PERCENTAGE	Eric Soderholm, .431; Lamar Johnson, .376
BASES ON BALLS	Lamar Johnson, 43; Jorge Orta, 42
RUNS SCORED	Ralph Garr, 67; Eric Soderholm, 57
STOLEN BASES	Bob Molinaro, 22; Thad Bosley, 12
HIT BY PITCHER	Chet Lemon, 8; Orta & Soderholm, 4
SACRIFICE BUNTS	Don Kessinger, 12; Ralph Garr, 10
SACRIFICE FLIES	Orta, Soderholm and Johnson, each 7

1978—CHICAGO WHITE SOX BATTING—1978

Batter	AVG.	G	AB	R	H	2B	3B	HR	RBT	BB	SO	SH	SF	SB	E
Bell	.191	54	68	9	13	0	0	2	5	5	19	2	0	1	5
Blomberg	.231	61	156	16	36	7	0	5	22	11	17	1	1	0	1
Bosley	.269	66	219	25	59	5	1	2	13	13	32	2	2	12	4
Chappas	.260		50	5	13	1	0	0	3	4	7	1	1	1	0
Chappas	.280		25	6	7	0	0	0	3	2	4	2	2	0	0
Chappas	.267	20	75	11	20	1	0	0	6	6	11	3	3	1	0
Colbern	.270	48	141	11	38	5	1	2	20	1	36	0	2	0	7
Eden	.091		11	1	1	0	0	0	0	4	0	0	0	0	0
Eden	.167		6	0	1	0	0	0	0	0	0	0	0	0	2
Eden	.118	10	17	1	2	0	0	0	0	4	0	0	0	0	2
Foley	.353	11	34	3	12	0	0	0	6	4	6	0	0	0	3
Garr	.275	118	443	67	122	18	9	3	29	24	41	10	0	7	9
Gates	.250	8	24	6	6	0	0	0	1	4	6	1	0	1	1
Johnson	.273	148	498	52	136	23	2	8	72	43	46	1	7	6	8
Kessinger	.247		259	20	64	8	0	0	17	18	25	9	0	1	10
Kessinger	.267		172	15	46	10	1	1	14	18	9	3	1	1	2
Kessinger	.255	131	431	35	110	18	1	1	31	36	34	12	1	2	12
Lemon	.300	105	357	51	107	24	6	13	55	39	46	8	4	5	5
Molinaro	.262	105	286	39	75	5	5	6	27	19	12	2	1	22	0
Nahorodny	.236	107	347	29	82	11	2	8	35	23	52	4	4	1	11
Nordhagen	.301	68	206	28	62	16	0	5	35	5	18	0	5	0	6
Orta	.274	117	420	45	115	19	2	13	53	42	39	4	7	1	9
Pryor	.261	82	222	27	58	11	0	2	15	11	18	4	1	3	10
Soderholm	.258	143	457	57	118	17	1	20	67	39	44	3	7	2	14
Squires	.280	46	150	25	42	9	2	0	19	16	21	2	3	3	1
Torres	.200		20	1	4	1	0	1	2	2	5	0	0	0	1
Torres	.417		24	6	10	2	0	2	4	4	2	1	0	0	0
Torres	.318	16	44	7	14	3	0	3	6	6	7	1	0	0	1
Washington	.264	86	314	33	83	16	5	6	31	12	57	2	4	5	7
Washington	.253	98	356	34	90	16	5	6	33	13	69	2	4	5	18
DH Hitters	.257		618	76	159	25	4	10	69	43	74	6	9	8	0
PH Hitters	.223		112	7	25	1	0	9	23	12	20	1	3	1	0
Bannister	.224	49	107	16	24	3	2	0	8	11	12	0	0	3	2
Breazeale	.208	25	72	8	15	3	0	3	13	8	10	0	1	0	1
Cruz	.221	53	77	13	17	2	1	2	10	8	11	0	3	0	0
L. D. Johnson	.125	3	8	0	1	0	0	0	0	1	4	0	0	0	1
Moore	.292	24	65	8	19	0	1	0	4	6	7	0	0	1	2
Spencer	.185	29	65	3	12	1	0	0	4	2	9	0	0	0	0
Bonds	.278	26	90	8	25	4	0	2	8	10	10	1	1	6	2
TOTALS	.264	161	5393	634	1423	221	41	106	595	409	625	63	57	82	137

PITCHING

Pitcher	ERA	W	L	AP	GS	CG	SV	IP	H	R	ER	HR	BB	SO
Barrios	4.05	9	15	33	32	9	0	195.2	180	93	88	13	85	79
Baumgarten	5.87	2	2	7	4	1	0	23.0	29	15	15	3	9	15
Hinton	4.02	2	6	29	4	2	1	80.2	78	38	36	5	28	48
Kravec	4.08	11	16	30	30	7	0	203.0	188	104	92	22	95	154
Kucek	3.29	2	3	10	5	3	1	52.0	42	23	19	5	27	30
LaGrow	4.40	6	5	52	0	0	16	88.0	85	47	43	9	38	42
Proly	2.74	5	2	14	6	2	1	65.2	63	24	20	4	12	19
Schueter	4.30	3	5	30	7	0	0	81.2	76	50	39	10	39	40
Stone	4.37	12	12	30	30	6	0	212.0	196	110	103	19	84	118
Torrealba	4.71	2	4	25	3	1	1	57.1	69	37	30	6	39	23
Trout	4.03	3	0	4	3	1	0	22.1	19	10	10	0	11	11
Willoughby	3.86	1	6	59	0	0	13	93.1	95	41	40	6	19	36
Wood	5.20	10	10	28	27	4	0	168.0	187	103	97	23	74	69
Wortham	3.05	3	2	8	8	2	0	59.0	59	24	20	1	23	25
Burns	12.91	0	2	2	2	0	0	7.2	14	12	11	2	3	3
TOTALS	4.21	71	90	361	161	30	33	1409.1	1380	731	660	128	586	712

WHITE SOX SPRING TRAINING AT SARASOTA

Year	Attend.	Dates	Average	Year	Attend.	Dates	Average	Year	Attend.	Dates	Average
1960	40,825	15	2,721	1967	40,038	14	2,860	1973	39,789	14	2,842
1961	36,477	15	2,432	1968	38,465	13	2,959	1974	35,130	13	2,702
1962	34,101	13	2,623	1969	31,822	12	2,652	1975	43,114	17	2,536
1963	28,231	11	2,566	1970	31,203	14	2,228	1976	16,456	7	2,351
1964	25,764	11	2,342	1971	35,714	13	2,747	1977	33,161	13	2,551
1965	33,356	13	2,566	1972	35,294	11	3,208	1978	49,063	14	3,305
1966	34,436	12	2,870								

The largest crowd at Sarasota was 5 721 against Cincinnati March 27 1978, second largest was 5,714 against the Yankees March 31, 1963, third was 5,712 against the Yankees March 24, 1962.

WHITE SOX YEAR-BY-YEAR

Year	Pos.	W-L	Pct.	GA-GB	Manager	Attendance
1901	1	83-53	.610	4	Clark Griffith	354,350
1902	4	74-60	.552	8	Clark Griffith	337,898
1903	7	60-77	.438	30½	James J. Callahan	286,183
1904	3	89-65	.578	6	Callahan-Fielder Jones	557,123
1905	2	92-60	.605	3	Fielder Jones	687,419
1906	1	93-58	.616	3	Fielder Jones	585,202
1907	3	87-64	.576	5½	Fielder Jones	667,307
1908	3	88-64	.579	1½	Fielder Jones	636,096
1909	4	78-74	.513	20	William J. Sullivan	478,400
1910	6	68-85	.444	35½	Hugh Duffy	552,084
1911	4	77-74	.510	24	Hugh Duffy	583,208
1912	4	78-76	.506	28	James J. Callahan	602,241
1913	5	78-74	.513	17½	James J. Callahan	644,501
1914	6	70-84	.455	30	James J. Callahan	469,290
1915	3	93-61	.604	9½	Clarence Rowland	539,461
1916	2	89-64	.578	2	Clarence Rowland	679,923
1917	1	100-54	.649	9	Clarence Rowland	684,521
1918	6	57-67	.460	17	Clarence Rowland	195,081
1919	1	88-52	.629	3½	William Gleason	627,186
1920	2	96-58	.623	2	William Gleason	833,492
1921	7	62-92	.403	36½	William Gleason	543,650
1922	5	77-77	.500	17	William Gleason	602,860
1923	7	69-85	.448	30	William Gleason	573,778
1924	8	66-87	.431	25½	Frank Chance-John Evers	606,658
1925	5	79 75	.513	18½	Edward T. Collins	832,231
1926	5	81-72	.529	9½	Edward T. Collins	710,339
1927	5	70-83	.458	39½	Ray W. Schalk	614,423
1928	5	72 82	.468	29	Schalk-Russ Blackburne	494,152
1929	7	59-93	.388	46	Russell Blackburne	426,795
1930	7	62-92	.403	40	Owen J. Bush	406,123
1931	8	56-97	.366	51½	Owen J. Bush	403,550
1932	7	49 102	.325	56½	Lewis A. Fonseca	233,198
1933	6	67-83	.447	31	Lewis A. Fonseca	397,789
1934	8	53-99	.349	47	Fonseca-James Dykes	236,559
1935	5	74-78	.487	19½	James Dykes	470,281
1936	3	81-70	.536	20	James Dykes	440,810
1937	3	86-68	.588	16	James Dykes	589,245
1938	6	65-83	.439	32	James Dykes	338,278
1939	4	85 69	.552	22½	James Dykes	594,104
1940	4	82-72	.532	8	James Dykes	660,336
1941	3	77-77	.500	24	James Dykes	677,077
1942	6	66-82	.466	34	James Dykes	425,734
1943	4	82-72	.532	16	James Dykes	508,962
1944	7	71-83	.461	18	James Dykes	563,539
1945	6	71-78	.477	15	James Dykes	657,981
1946	5	74-80	.481	30	Dykes-Lyons	983,403
1947	6	70-84	.455	27	Ted Lyons	876,948
1948	8	51-101	.336	44½	Ted Lyons	777,844
1949	6	63-91	.409	34	Jack Onslow	937,151
1950	6	60-94	.390	38	Onslow-Corriden	781,330
1951	4	81-73	.526	17	Paul Richards	1,328,234
1952	3	81-73	.526	14	Paul Richards	1,231,675
1953	3	89-65	.578	11½	Paul Richards	1,141,353
1954	3	94-60	.610	17	Richards-Marion	1,231,629
1955	3	91-63	.591	9	Marty Marion	1,175,684
1956	3	85-69	.552	12	Marty Marion	1,000,090
1957	2	90-64	.584	8	Al Lopez	1,135,668
1958	2	82-72	.532	10	Al Lopez	797,451
1959	1	94-60	.610	5	Al Lopez	1,423,144
1960	3	87-67	.565	10	Al Lopez	1,644,460
1961	4	86-76	.531	23	Al Lopez	1,146,019
1962	5	85-77	.525	11	Al Lopez	1,131,562
1963	2	94-68	.580	10½	Al Lopez	1,158,848
1964	2	98-64	.605	1	Al Lopez	1,250,053
1965	2	95-67	.586	7	Al Lopez	1,130,519
1966	4	83-79	.512	15	Eddie Stanky	990,016
1967	4	89-73	.549	3	Eddie Stanky	985,634
1968	8(Tie)	67-95	.414	36	Stanky-Lopez	803,775
1969	5	68-94	.420	29	Lopez-Gutteridge	589,546
1970	6	56-106	.346	42	Gutteridge-Adair-Tanner	495,355
1971	3	79-83	.488	22½	Chuck Tanner	833,891
1972	2	87-67	.565	5½	Chuck Tanner	1,186,018
1973	5	77-85	.475	17	Chuck Tanner	1,316,527
1974	4	80-80	.500	9	Chuck Tanner	1,163,596
1975	5	75-86	.466	22½	Chuck Tanner	770,800
1976	6	64 97	.398	25½	Paul Richards	914,945
1977	3	90-72	.556	12	Bob Lemon	1,657,135
1978	5	71-90	.441	20½	Lemon-Larry Doby	1,491,100

WHITE SOX BATTING LEADERS YEAR-BY-YEAR

Year	Hits	Doubles	Triples
1901	Fielder Jones, 162	Hartman, Jones, 23	Sam Mertes, 17
1902	Fielder Jones, 171	George Davis, 27	Danny Green, 11
1903	Danny Green, 154	Callahan, Green, 26	Frank Isbell, 9
1904	George Davis, 143	Lee Tannehill, 31	George Davis, 14
1905	Donahue, Davis, 153	George Davis, 28	Fielder Jones, 12
1906	Frank Isbell, 153	George Davis, 25	Frank Isbell, 11
1907	Jiggs Donahue, 158	Frank Isbell, 19	Hahn, Isbell, 7
1908	Jones, Dougherty, 134	Lee Tannehill, 15	Eddie Hahn, 8
1909	Patsy Dougherty, 140	Patsy Dougherty, 23	Patsy Dougherty, 13
1910	Patsy Dougherty, 110	Collins, Tannehill, 10	Shano Collins, 8
1911	Matty McIntyre, 184	Ping Bodie, 27	Harry Lord, 18
1912	Shano Collins, 168	Shano Collins, 34	Harry Lord, 12
1913	Buck Weaver, 145	Shano Collins, 26	Harry Lord, 12
1914	Shano Collins, 164	Shano Collins, 34	Ray Demmit, 12
1915	Eddie Collins, 173	Shano Collins, 24	Jack Fournier, 18
1916	Joe Jackson, 202	Joe Jackson, 20	Joe Jackson, 21
1917	Happy Felsch, 177	Joe Jackson, 20	Joe Jackson, 17
1918	Buck Weaver, 126	Gandli, Collins, 18	Shano Collins, 11
1919	Joe Jackson, 181	Happy Felsch, 34	Joe Jackson, 14
1920	Eddie Collins, 222	Joe Jackson, 42	Joe Jackson, 20
1921	Ernie Johnson, 181	Bibb Falk, 31	Eddie Mulligan, 12
1922	Eddie Collins, 194	Earl Sheely, 37	Johnny Mostil, 14
1923	Eddie Collins, 182	Willie Kamm, 39	Johnny Mostil, 15
1924	Eddie Collins, 194	Bibb Falk, 37	Hooper, Falk, 8
1925	Earl Sheely, 189	Early Sheely, 43	Johnny Mostil, 16
1926	Johnny Mostil, 197	Bibb Falk, 43	Johnny Mostil, 15
1927	Bibb Falk, 175	Barrett, Falk, 35	Willie Kamm, 13
1928	Willie Kamm, 170	Willie Kamm, 30	Alex Metzler, 14
1929	Bill Cissell, 173	Willie Kamm, 33	Alex Metzler, 13
1930	Carl Reynolds, 202	Smead Jolley, 38	Carl Reynolds, 18
1931	Lu Blue, 179	Lew Fonseca, 26	Lu Blue, 15
1932	Red Kress, 147	Red Kress, 42	Luke Appling, 10
1933	Al Simmons, 200	Luke Appling, 36	Simmons, Appling, 10
1934	Al Simmons, 192	Al Simmons, 36	Al Simmons, 7
1935	Rip Radcliff, 178	Zeke Bonura, 34	Rip Radcliff, 8
1936	Rip Radcliff, 207	Zeke Bonura, 39	Mike Kreevich, 11
1937	Rip Radcliff, 190	Luke Appling, 42	Walker, Kreevich, 16
1938	Rip Radcliff, 166	Joe Kuhel, 27	Mike Kreevich, 12
1939	Mike Kreevich, 175	Walker, Kreevich, 30	Gee Walker, 11
1940	Luke Appling, 197	Taffy Wright, 31	Luke Appling, 13
1941	Luke Appling, 186	Joe Kuhel, 39	Kreevich, Appling, 8
1942	Don Kolloway, 164	Don Kolloway, 40	Wright, Kennedy, 5
1943	Luke Appling, 192	Luke Appling, 33	Wally Moses, 12
1944	Wally Moses, 150	Hal Trosky, 32	Wally Moses, 9
1945	Wally Moses, 168	Wally Moses, 35	Wally Moses, 15
1946	Luke Appling, 180	Luke Appling, 27	3 Tie with 5
1947	Luke Appling, 154	Luke Appling, 29	Dave Philley, 11
1948	Luke Appling, 156	Dave Philley, 28	Michaels, Wright, 6
1949	Cass Michaels, 173	Cass Michaels, 27	Cass Michaels, 9
1950	Gus Zernial, 152	Philley, Carrasquel, 21	Nelson Fox, 7
1951	Nelson Fox, 189	Fox, Minozo, 32	Orestes Minozo, 14
1952	Nelson Fox, 192	Eddie Robinson, 33	Nelson Fox, 10
1953	Nelson Fox, 178	Nelson Fox, 31	Jim Rivera, 16
1954	Nelson Fox, 201	Orestes Minozo, 29	Orestes Minozo, 18
1955	Nelson Fox, 198	Nelson Fox, 28	Fox, Minozo, 7
1956	Nelson Fox, 192	Orestes Minozo, 29	Orestes Minozo, 11
1957	Nelson Fox, 196	Orestes Minozo, 36	Nelson Fox, 8
1958	Nelson Fox, 187	Landis, Smith, 23	Luis Aparicio, 9
1959	Nelson Fox, 191	Nelson Fox, 34	Jim Landis, 7
1960	Orestes Minozo, 184	Freese, Minozo, 32	Nelson Fox, 10
1961	Luis Aparicio, 170	Al Smith, 29	Jim Landis, 8
1962	Floyd Robinson, 187	Floyd Robinson, 45	Floyd Robinson, 10
1963	Pete Ward, 177	Pete Ward, 34	3 Tie with 6
1964	Floyd Robinson, 158	Pete Ward, 28	Don Buford, 6
1965	Don Buford, 166	Pete Ward, 25	Floyd Robinson, 6
1966	Tommie Agee, 172	Tommie Agee, 27	Tommie Agee, 8
1967	Don Buford, 129	Tommie Agee, 26	Don Buford, 9
1968	Luis Aparicio, 164	Luis Aparicio, 24	Tom McCraw, 12
1969	Luis Aparicio, 168	Bill Melton, 26	Luis Aparicio, 5
1970	Luis Aparicio, 173	Luis Aparicio, 29	Carlos May, 4
1971	Carlos May, 147	Carlos May, 21	Carlos May, 7
1972	Carlos May, 161	Richie Allen, 28	Pat Kelly, 7
1973	Bill Melton, 155	Bill Melton, 29	Jorge Orta, 10
1974	Ken Henderson, 176	Ken Henderson, 35	Ken Henderson, 5
1975	Jorge Orta, 165	Jorge Orta, 26	Jorge Orta, 10
1976	Jorge Orta, 174	Jorge Orta, 29	Jorge Orta, 8
1977	Ralph Garr, 163	Chester Lemon, 38	Jorge Orta, 8
1978	Lamar Johnson, 136	Chester Lemon, 24	Ralph Garr, 9

BATTING, PITCHING CHAMPION QUALIFICATIONS

For batters 502 or more plate appearances; for pitchers 162 or more innings.

WHITE SOX BATTING LEADERS YEAR-BY-YEAR

Year	Batting Average (Min. 400 ABs)	Home Runs	Runs Batted In
1901	F. Jones, .340	5 Mertes, 5	S. Mertes, 98
1902	F. Jones, .321	F. Isbell, 4	G. Davis, 93
1903	D. Green, .309	D. Green, 6	D. Green, 62
1904	D. Green, .265	F. Jones, 3	G. Davis, 69
1905	J. Donahue, .287	3 players 2	J. Donahue, 76
1906	F. Isbell, .279	F. Jones, 2	G. Davis, 80
1907	P. Dougherty, .270	Rohe, Dougherty, 2	J. Donahue, 68
1908	P. Dougherty, .278	4 players 1	F. Jones, 50
1909	P. Dougherty, .285	3 players 1	P. Dougherty, 55
1910	P. Dougherty, .248	C. Gandil, 2	P. Dougherty, 43
1911	M. McIntyre, .323	P. Bodie, 4	P. Bodie, 97
1912	P. Bodie, .294	Lord, Bodie, 5	S. Collins, 81
1913	B. Weaver, .272	P. Bodie, 8	B. Weaver, 52
1914	S. Collins, .274	J. Fournier, 6	S. Collins, 65
1915	E. Collins, .332	J. Fournier, 5	S. Collins, 85
1916	J. Jackson, .341	H. Felsch, 7	J. Jackson, 78
1917	H. Felsch, .308	H. Felsch, 6	H. Felsch, 102
1918	B. Weaver, .300	E. Collins, 2	S. Collins, 56
1919	J. Jackson, .351	Felsch, Jackson, 7	J. Jackson, 96
1920	J. Jackson, .382	H. Felsch, 14	J. Jackson, 121
1921	E. Collins, .337	E. Sheely, 11	E. Sheely, 95
1922	E. Collins, .324	B. Falk, 12	Sheely, Hooper, 80
1923	E. Collins, .360	H. Hooper, 10	E. Sheely, 88
1924	B. Falk, .352	H. Hooper, 110	E. Sheely, 103
1925	E. Collins, .346	E. Sheely, 9	E. Sheely, 111
1926	B. Falk, .345	B. Falk, 8	B. Falk, 108
1927	B. Falk, .327	B. Falk, 9	Barrett, Falk, 83
1928	W. Kamm, .308	Barrett, Metzler, 3	W. Kamm, 84
1929	C. Reynolds, .317	C. Reynolds, 11	C. Reynolds, 67
1930	C. Reynolds, .359	C. Reynolds, 22	S. Jolley, 114
1931	L. Blue, .304	C. Reynolds, 6	C. Reynolds, 77
1932	B. Seeds, .290	R. Kress, 9	L. Appling, 63
1933	A. Simmons, .331	A. Simmons, 14	A. Simmons, 119
1934	A. Simmons, .344	Z. Bonura, 27	Z. Bonura, 110
1935	L. Appling, .307	Z. Bonura, 21	Z. Bonura, 92
1936	L. Appling, .388	Z. Bonura, 12	Z. Bonura, 138
1937	Z. Bonura, .345	Z. Bonura, 19	Z. Bonura, 100
1938	R. Radcliff, .330	G. Walker, 16	G. Walker, 87
1939	E. McNair, .324	J. Kuhel, 15	G. Walker, 111
1940	L. Appling, .348	J. Kuhel, 27	J. Kuhel, 94
1941	T. Wright, .322	J. Kuhel, 12	T. Wright, 97
1942	D. Kolloway, .273	W. Moses, 7	D. Kolloway, 60
1943	L. Appling, .309	J. Kuhel, 5	L. Appling, 55
1944	R. Hodgins, .295	H. Trosky, 10	H. Trosky, 70
1945	T. Cuccinello, .308	Dickshot, Curtright, 4	Roy Schaik, 65
1946	T. Cuccinello, .308	T. Wright, 7	Roy Schaik, 65
1947	T. Wright, .324	R. York, 15	R. York, 64
1948	L. Appling, .314	P. Seerey, 18	P. Seerey, 64
1949	C. Michaels, .308	S. Souchock, 7	C. Michaels, 83
1950	E. Robinson, .311	G. Zernial, 29	G. Zernial, 93
1951	O. Minoso, .324	E. Robinson, 29	E. Robinson, 117
1952	Fox, Robinson, .296	E. Robinson, 22	E. Robinson, 104
1953	O. Minoso, .313	O. Minoso, 15	O. Minoso, 104
1954	O. Minoso, .320	O. Minoso, 19	O. Minoso, 116
1955	G. Kell, .312	W. Dropo, 19	G. Kell, 81
1956	O. Minoso, .316	L. Doby, 24	L. Doby, 102
1957	N. Fox, .317	Rivera, Doby, 14	O. Minoso, 103
1958	N. Fox, .300	S. Lollar, 20	S. Lollar, 84
1959	N. Fox, .306	S. Lollar, 22	S. Lollar, 84
1960	A. Smith, .315	R. Sievers, 28	O. Minoso, 105
1961	F. Robinson, .310	A. Smith, 28	A. Smith, 93
1962	F. Robinson, .312	A. Smith, 16	F. Robinson, 109
1963	P. Ward, .295	Ward, Nicholson, 22	P. Ward, 84
1964	F. Robinson, .301	P. Ward, 23	P. Ward, 94
1965	D. Buford, .283	Romano, Skowron, 18	B. Skowron, 78
1966	T. Agee, .273	T. Agee, 22	T. Agee, 86
1967	Buford, Berry, .241	P. Ward, 18	P. Ward, 62
1968	T. Davis, .268	P. Ward, 15	Ward, Davis, 50
1969	W. Williams, .304	B. Melton, 23	B. Melton, 87
1970	L. Aparicio, .313	B. Melton, 33	B. Melton, 96
1971	C. May, .294	B. Melton, 33	B. Melton, 86
1972	Allen, May, .308	R. Allen, 37	R. Allen, 113
1973	P. Kelly, .280	Melton, May, 20	C. May, 96
1974	J. Orta, .316	R. Allen, 32	K. Henderson, 95
1975	J. Orta, .304	D. Johnson, 18	J. Orta, 83
1976	R. Garr, .300	Orta, Spencer, 14	J. Orta, 72
1977	R. Garr, .300	O. Gamble, 31	R. Zisk, 101
1978	L. Johnson, .273	E. Soderholm, 20	L. Johnson, 72

MOREHART'S BIG DAY

On August 31, 1926, Ray Morehart of the White Sox collected nine hits in a doubleheader, tying a modern major league record.

ALL-TIME CHICAGO WHITE SOX CLUB SEASON RECORDS

Most runs	920 in 1936
Most runs, game	Chicago 29, Kansas City 6. 4/23/55
Most hits	1597 in 1936
Most bases on balls	702 in 1949
Highest batting average	294 in 1920
Lowest batting average	211 in 1910
Most .300 hitters	8 in 1924
Most singles	1199 in 1936
Most doubles	314 in 1926
Most triples	102 in 1915
Most homers	192 in 1977
Most grand slam homers	7 in 1961
Most home runs by pinch-hitters	6 in 1953 & 1961
Highest slugging average	444 in 1977
Most runs-batted-in	862 in 1936
Most stolen bases	280 in 1901
Most passed balls	45 in 1965
Most errors	345 in 1901
Most consecutive errorless games	9 in 1955 & 1964
Fewest errors	107 in 1957
Highest fielding average	982 in 1957 & 1962
Most double plays	187 in 1970 & 1974
Most walks issued	628 in 1934
Fewest walks, issued	255 in 1906
Most strikeouts, pitching	976 in 1971
Most saves	53 in 1965
Most shutouts	32 in 1906
Highest ERA	5.41 in 1934
Lowest ERA	1.99 in 1905

WHITE SOX ALL-TIME INDIVIDUAL RECORDS

Batting

Most years, league	20, Lucius B. Appling
Most games	163, Donald A. Buford, 1966
Most at-bats	649, J. Nelson Fox, 1956
Most at-bats, league	8857, Lucius B. Appling
Most runs	135, John A. Mostil, 1925
Most runs, league	1319, Lucius B. Appling
Most hits	222, Edward T. Collins, 1920
Most hits, league	2749, Lucius B. Appling
Most singles	169, Edward T. Collins, 1920
Most singles, league	2162, Lucius B. Appling
Most doubles	45, Floyd A. Robinson, 1962
Most doubles, league	440, Lucius B. Appling
Most triples	21, Joseph J. Jackson, 1916
Most triples, league	104 John F. Collins, 104, J. Nelson Fox
Most homers, righthanded batter	37, Richard A. Allen, 1972
Most homers, lefthanded batter	31, Oscar Gamble, 1977
Most homers, season, at home, righthanded batter	27, Richard A. Allen, 1972
Most home runs, season, on road	18, Richie Zisk, 1977
Most homers, season, at home, lefthanded batter	15, Lawrence E. Doby, 1956
Most homers, rookie season	27, Henry J. Bonura, 1934
Most homers one month	13, Richard A. Allen, July, 1972
Most homers, league, righthanded batter	154, William E. Melton
Most homers, league, lefthanded batter	97, Peter T. Ward
Most homers with bases filled, season	3, Peter T. Ward, 1964
Most homers with bases filled, league	4, J. Sherman Lollar, 4, Bill Melton 4, Peter T. Ward
Most total bases	336, Joseph J. Jackson, 1920
Most total bases, league	3528, Lucius B. Appling
Most sacrifice hits	40, George S. Davis, 1905
Most sacrifice flies	12, Orestes A. Minoso, 1961
Most stolen bases	56, Wallace Moses, 1943, 56, Luis Aparicio, 1959
Most stolen bases, league	368, Edward T. Collins
Most caught stealing	29, Edward T. Collins, 1923
Most bases on balls	127, Luzerne A. Blue, 1931
Most bases on balls, league	1302, Lucius B. Appling
Most strikeouts	175, David L. Nicholson, 1963
Fewest strikeouts	11, J. Nelson Fox, 1958
Most hit by pitch	23, Orestes A. Minoso, 1956
Most runs batted in	138, Henry J. Bonura, 1936
Most runs batted in, league	1116, Lucius B. Appling
Highest batting average	388, Lucius B. Appling, 1936
Highest slugging percentage	603, Richard A. Allen, 1972
Most consecutive games batted safely during season	27, Lucius B. Appling, 1936
Most grounded into double plays	27, J. Sherman Lollar, 1959
Fewest grounded into double plays	3, Ulysses J. Lupien, 1948, 3, Donald A. Buford, 1966 3, Donald A. Buford, 1967

Pitching

Most Years, league	21, Theodore A. Lyons
Most games, lefthander	88, Wilbur F. Wood, 1968
Most games, righthander	82, Eddie G. Fisher, 1965
Most games, league	669, Urban C. Faber
Most games started	49, Edward A. Walsh, 1908 49, Wilbur F. Wood, 1972
Most complete games	42, Edward A. Walsh, 1908
Most games finished, lefthander	62, Wilbur F. Wood, 1970
Most games finished, righthander	60, Eddie G. Fisher, 1965
Most innings	464, Edward A. Walsh, 1908
Most innings, league	4087, Urban C. Faber
Most games won, season	40, Edward A. Walsh, 1908
Most games won, league	260, Theodore A. Lyons
Most years winning 20 or more games	4, Edward A. Walsh, 4, Urban C. Faber 4, Wilbur Wood
Most games lost	25, Patrick J. Flaherty, 1903
Most games lost, league	230, Theodore A. Lyons
Highest percentage games won, season—	.842, Sandalio Consuegra (won 16, lost 3 in 1954) .806, Edward V. Cicotte (won 29, lost 7 in 1919)
Most consecutive games won, over 2 seasons	12, James Kaat, 1974-75
Most consecutive games won, season	11, John D. Rigney, 1939 11, Gary C. Peters, 1963
Most consecutive games lost, season	14, Howard K. Judson, 1949
Most saves, season	29, Terry J. Forster, 1972
Most bases on balls	147, L. Vernon Kennedy, 1936
Most bases on balls, league	1213, Urban C. Faber
Most strikeouts	269, Edward A. Walsh, 1908
Most strikeouts, league	1796, W. William Pierce
Most strikeouts, nine-inning game	16, Jack Harshman, July 25, 1954
Most shutouts	12, Edward A. Walsh, 1908
Most shutouts, league	57, Edward A. Walsh
Most 1-0 shutouts won	5, Ewell A. Russell, 1913
Most 1-0 shutouts, league	13, Edward A. Walsh
Most shutouts lost	8, Patrick J. Flaherty, 1903 8, Edward A. Walsh, 1907
Most 1-0 shutouts, lost	4, W. William Pierce, 1955
Most at-bats	1690, Edward A. Walsh, 1908
Most runs	182, Richard Kerr, 1921
Most earned-runs	162, Richard Kerr, 1921
Most hits	381, Wilbur F. Wood, 1973
Most hit batsmen	16, James Scott, 1909
Most wild pitches	17, Thomas E. Johnson, 1970
Most home runs	33, W. William Pierce, 1958
Lowest earned-run average, season	1.53, Edward V. Cicotte, 346 innings, 1917

CHICAGO WHITE SOX PITCHING LEADERS DURING 1978 (Based on 162 Innings)

Best Percentage	Wilbur Wood and Steve Stone each .500
Earned Run Average	Francisco Barrios 4.05; Ken Kravec 4.08
Most Starts	Barrios 32; Kravec and Stone each 30
Complete Games	Francisco Barrios 9, Ken Kravec 7
Appearances	Jim Willoughby, 59; Lerrin LaGrow 52
Consecutive Wins	Kravec and Wood, each 5; Barrios 4
Consecutive Defeats	Kravec 6; Willoughby and Wood, each 5
Shutouts	Francisco Barrios 2; Ken Kravec 2
Most Victories	Steve Stone 12, Ken Kravec 11
Most Defeats	Ken Kravec 16; Francisco Barrios 15
Innings Pitched	Steve Stone 210; Ken Kravec 203.
Most Strikeouts	Ken Kravec 154; Steve Stone 118
Fewest Walks	Steve Stone 84; Francisco Barrios 85
Fewest Home Runs	Francisco Barrios 13; Steve Stone 19
Games Finished	Jim Willoughby 46; Lerrin LaGrow 42
Most Saves	Lerrin LaGrow 16; Jim Willoughby 13

WHITE SOX MOST VALUABLE PLAYERS

Since the American League Most Valuable Player award was started back in 1931, two White Sox players have won the honor. The first was Nelson Fox, who was adjudged as the league's Most Valuable Player in 1959. The other was Dick Allen, who was named for his brilliant season in 1972.

WHITE SOX PITCHING LEADERS YEAR-BY-YEAR

Year	Wins	Earned Run Average	Innings Pitched
1901	C. Griffith, 24-7	N. Callahan, 2.42	R. Patterson, 312
1902	R. Patterson, 19-14	N. Garvin, 2.21	N. Callahan, 282
1903	D. White, 16-15 R. Patterson, 16-15	D. White, 2.13	D. White, 300
1904	F. Owen, 21-15	D. White, 1.71	F. Owen, 315
1905	N. Altrock, 22-12	D. White, 1.76	F. Owen, 334
1906	N. Altrock, 21.12	D. White, 1.52	F. Owen, 293
1907	D. White, 27-13	E. Walsh, 1.60	E. Walsh, 422
1908	E. Walsh, 40-15	E. Walsh, 1.42	E. Walsh, 464
1909	F. Smith, 24-17	E. Walsh, 1.41	F. Smith, 365
1910	E. Walsh, 16-20	E. Walsh, 1.27	E. Walsh, 370
1911	E. Walsh, 26-18	E. Walsh, 2.22	E. Walsh, 369
1912	E. Walsh, 27-17	E. Walsh, 2.15	E. Walsh, 393
1913	R. Russell, 21-17	E. Cicotte, 1.58	R. Russell, 316
1914	J. Scott, 16-18	E. Cicotte, 2.04	J. Benz, 283
1915	R. Faber, 24-14 J. Scott, 24-11	J. Scott, 2.03	R. Faber, 300
1916	R. Russell, 17-11 R. Faber, 17-9	E. Cicotte, 1.78	R. Russell, 264
1917	E. Cicotte, 28-12	E. Cicotte, 1.53	E. Cicotte, 347
1918	E. Cicotte, 12-19	J. Benz, 2.51	E. Cicotte, 266
1919	E. Cicotte, 29-7	E. Cicotte, 1.82	E. Cicotte, 307
1920	R. Faber, 23-13	R. Faber, 2.99	R. Faber, 319
1921	R. Faber, 25-15	R. Faber, 2.48	R. Faber, 331
1922	R. Faber, 21-17	R. Faber, 2.80	R. Faber, 353
1923	R. Faber, 14-11	H. Thurston, 3.05	C. Robertson, 255
1924	H. Thurston, 20-14	H. Thurston, 3.80	H. Thurston, 291
1925	T. Lyons, 21-11	T. Blankenship, 3.16	T. Lyons, 263
1926	T. Lyons, 18-16	T. Lyons, 3.01	T. Lyons, 284
1927	T. Lyons, 22-14	T. Lyons, 2.84	T. Lyons, 308
1928	T. Thomas, 17-16	T. Thomas, 3.08	T. Thomas, 308
1929	T. Thomas, 14-18 T. Lyons, 14-20	T. Thomas, 3.19	T. Thomas, 283 T. Thomas, 260
1930	T. Lyons, 22-15	T. Lyons, 3.78	T. Lyons, 298
1931	V. Frasier, 13-15	R. Faber, 3.82	V. Frasier, 254
1932	T. Lyons, 10-15 S. Jones, 10-15	T. Lyons, 3.28	T. Lyons, 231
1933	T. Lyons, 10-21 S. Jones, 10-12 E. Durham, 10-6	S. Jones, 3.36	T. Lyons, 228
1934	G. Earnshaw, 14-11	G. Earnshaw, 4.52	G. Earnshaw, 227
1935	T. Lyons, 15-8	T. Lyons, 3.02	J. Whitehead, 222
1936	V. Kennedy, 21-9	V. Kennedy, 4.63	V. Kennedy, 274
1937	M. Stratton, 15-5	M. Stratton, 2.40	V. Kennedy, 221
1938	M. Stratton, 15-9	T. Lee, 3.49	T. Lee, 245
1939	T. Lee, 15-11 J. Rigney, 15-8	T. Lyons, 2.76	T. Lee, 235
1940	E. Smith, 14-9 J. Rigney, 14-18	J. Rigney, 3.11	J. Rigney, 281
1941	T. Lee, 22-11	T. Lee, 2.37	T. Lee, 300
1942	T. Lyons, 14-6	T. Lyons, 2.10	J. Humphries, 228
1943	O. Grove, 15-9	O. Grove, 2.75	O. Grove, 216
1944	B. Dietrich, 16-17	J. Haynes, 2.57	B. Dietrich, 246
1945	T. Lee, 15-12	T. Lee, 2.44	T. Lee, 228
1946	E. Lopat, 13-13 E. Caldwell, 13-4	E. Lopat, 2.73	E. Lopat, 231
1947	E. Lopat, 16-13	J. Haynes, 2.42	E. Lopat, 253
1948	B. Wight, 9-20 J. Haynes, 9-10	B. Wight, 4.80	B. Wight, 223
1949	B. Wight, 15-13	B. Wight, 3.31	B. Wight, 245
1950	B. Pierce, 12-16	B. Wight, 3.58	B. Pierce, 219
1951	B. Pierce, 15-14	S. Rogovin, 2.48	B. Pierce, 240
1952	B. Pierce, 15-12	J. Dobson, 2.51	B. Pierce, 255
1953	B. Pierce, 18-12	B. Pierce, 2.72	B. Pierce, 271
1954	V. Trucks, 19-12	S. Consuegra, 2.69	V. Trucks, 265
1955	B. Pierce, 15-10 D. Donovan, 15-9	B. Pierce, 1.97	B. Pierce, 206
1956	B. Pierce, 20-9	J. Harshman, 3.10	B. Pierce, 276
1957	B. Pierce, 20-12	D. Donovan, 2.77	B. Pierce, 257
1958	B. Pierce, 17-11	B. Pierce, 2.68	D. Donovan, 248
1959	E. Wynn, 22-10	B. Shaw, 2.69	E. Wynn, 256
1960	B. Pierce, 14-7	F. Baumann, 2.67	E. Wynn, 237
1961	J. Pizarro, 14-7	J. Pizarro, 3.05	J. Pizarro, 195
1962	R. Herbert, 20-9	E. Fisher, 3.10	R. Herbert, 237
1963	G. Peters, 19-8	G. Peters, 2.33	G. Peters, 243
1964	G. Peters, 20-8	J. Horlen, 1.88	G. Peters, 274
1965	E. Fisher, 15-7	E. Fisher, 2.40	J. Horlen, 219
1966	T. John, 14-11	G. Peters, 1.98	T. John, 223
1967	J. Horlen, 19-7	J. Horlen, 2.06	G. Peters, 260
1968	W. Wood, 13-12	W. Wood, 1.87	J. Horlen, 224
1969	J. Horlen, 13-16	T. John, 3.25	J. Horlen, 236
1970	T. John, 12-17	T. John, 3.28	T. John, 269
1971	W. Wood, 22-13	W. Wood, 1.91	W. Wood, 334
1972	W. Wood, 24-17	W. Wood, 2.51	W. Wood, 377
1973	W. Wood, 24-20	T. Forster, 3.23	W. Wood, 359
1974	J. Kaat, 21-13	J. Kaat, 2.92	W. Wood, 320
1975	J. Kaat, 20-14	J. Kaat, 3.11	J. Kaat, 304
1976	K. Brett, 10-12	K. Brett, 3.32	R. Gossage, 224
1977	S. Stone, 15-12	K. Kravec, 4.10	F. Barrios, 231
1978	W. Wood, 10-10 S. Stone, 12-12	F. Barrios, 4.05	S. Stone, 210

AMERICAN LEAGUE STADIUMS

Baltimore	Memorial Stadium	52,860
Boston	Fenway Park	33,502
California	Anaheim Stadium	43,250
CHICAGO	Comiskey Park	44,492
Cleveland	Cleveland Stadium	76,713
Detroit	Tiger Stadium	53,676
Kansas City	Royals Stadium	40,762
Milwaukee	County Stadium	54,187
Minnesota	Metropolitan Stadium	45,919
New York	Yankee Stadium	57,545
Oakland	Oakland Coliseum	50,000
Seattle	The Kingdome	59,059
Texas	Arlington Stadium	41,097
Toronto	Exhibition Stadium	43,737

1979 WHITE SOX HOTEL LIST

CITY	HOTEL	TELE. NO.
Baltimore	Sheraton Inn	(301) 675-6800
Boston	Sheraton Boston	(617) 236-2000
California	Grand Hotel	(714) 772-7777
Cleveland	Bond Court Hotel	(216) 232-4550
Detroit	Sheraton Southfield	(313) 557-4800
Kansas City	Sheraton Royal	(816) 737-0200
Milwaukee	Marc Plaza	(414) 271-7250
Minnesota	Bloomington Marriott	(612) 854-7441
New York	New York Sheraton	(212) 247-8000
Oakland	Edgewater Hyatt House	(415) 562-6100
Seattle	Seattle Hilton	(206) 624-0500
Texas	Sheraton Dallas	(214) 748-6211
Toronto	Hotel Toronto	(416) 869-3456

NO-HIT GAMES AGAINST WHITE SOX

+ 1901 (May 9)	Earl Moore, Cleveland (Pitched 9 hitless innings, before Samuel B. Mertes singled; lost on 2 hits in 10 innings)	Sox-Opp. 0-6
1904 (Aug. 17)	Jesse Tannehill, Boston	0-2
1905 (Sept. 27)	William Dinneen, Boston	0-1
* 1908 (Oct. 2)	Adrian Joss, Cleveland	0-1
+ 1910 (Apr. 20)	Adrian Joss, Cleveland	0-1
1917 (May 5)	Ernest Koob, St. Louis	0-1
1917 (May 6)	Robert Groom, St. Louis (2nd G)	0-3
+ 1940 (Apr. 16)	Bob Feller, Cleveland (Opening Day)	0-1
1956 (July 14)	Melvyn Parnell, Boston	0-4
+ 1962 (Aug. 1)	William Monbouquette, Boston (night)	0-1

+ At White Sox Park

* Perfect Game

NO-HIT GAMES BY WHITE SOX

+ 1902 (Sept. 20)	James Callahan vs Detroit	Sox-Opp. 3-0
1905 (Sept. 6)	Frank Smith vs Detroit	15-0
+ 1908 (Sept. 20)	Frank Smith vs Philadelphia	1-0
+ 1911 (Aug. 27)	Edward Walsh vs Boston	5-0
1914 (May 14)	James Scott vs Washington (Pitched 9 hitless innings before Chick Gandil singled; lost on 2 hits in 10 innings)	0-1
+ 1914 (May 31)	Joseph Benz vs Cleveland	6-1
1917 (Apr. 14)	Edward Cicotte vs St. Louis	11-0
* 1922 (Apr. 30)	Charles Robertson vs Detroit	2-0
1926 (Aug. 21)	Theodore Lyons vs Boston	6-0
+ 1935 (Aug. 31)	Vernon Kennedy vs Cleveland	5-0
+ 1937 (June 1)	William Dietrich vs St. Louis	8-0
+ 1957 (Aug. 20)	Robert Keegan vs Washington (night)	6-0
+ 1967 (Sept. 10)	Joel Horlen vs Detroit	6-0
1976 (July 28)	John Odom & Francisco Barrjos vs Oakland	2-1

+ At White Sox Park

* Perfect Game

WHITE SOX 1979 SCHEDULE

Sunday	Monday	Tuesday	Wednesday	Thursday	Friday	Saturday
--------	--------	---------	-----------	----------	--------	----------

APRIL

1	2	3	4	5	6 * D	7 * D
					Baltimore	Baltimore
8 * D	9	10 *	11 *	12	13 *	14 *
Baltimore		Toronto	Toronto		New York	New York
15 *	16 D	17 D	18 D	19	20 * N	21 * D
New York	Toronto	Toronto	Toronto		Cleveland	Cleveland
22 * D	23 N	24 * N	25 * N	26	27 *	28 *
Cleveland	Kansas City	Kansas City	Kansas City		Texas	Texas
29 *	30					
Texas						

MAY

		1 *	2 *	3 * N	4 * N	5 * N
		Detroit	Detroit	Texas	Texas	Texas
6 N	7 * N	8 * N	9 * N	10 *	11 *	12 *
Texas	Detroit	Detroit	Detroit	Kansas City	Kansas City	Kansas City
13 *	14	15 N	16 N	17 D	18 N	19 N
Kansas City		Oakland	Oakland	Oakland	California	California
20 D	21	22 *	23 *	24 *	25 *	26 *
California		Oakland	Oakland	Oakland	California	California
27 * DH	28 *	29 *	30 *	31		
California	Cleveland	Cleveland	Cleveland			

JUNE

					1 * N	2 * N
					New York	New York
3 * D	4	5 *	6 * N	7 * N	8 * N	9 * N
New York	Milwaukee	Milwaukee	Boston	Boston	Milwaukee	Milwaukee
10 * D	11	12 *	13 *	14	15 *	16 *
Milwaukee	Baltimore	Baltimore	Baltimore		Boston	Boston
17 *	18	19 *	20 *	21 *	22 *	23 *
Boston	Seattle	Seattle	Seattle	Seattle	Minnesota	Minnesota
24 * DH	25	26 N	27 N	28 D	29 * N	30 * D
Minnesota		Seattle	Seattle	Seattle	Minnesota	Minnesota

JULY

1 * D	2	3 * N	4 * D	5 * N	6 * N	7 * N
Minnesota		Cleveland	Cleveland	Cleveland	Kansas City	Kansas City
8 * D	9	10 *	11 *	12 *	13 *	14 *
Kansas City	Texas	Texas	Texas	Detroit	Detroit	Detroit
15 *	16	17	18	19 * TN	20 * N	21 * N
Detroit		All Star Game		Texas	Texas	Detroit
	23 N	24 *	25 *	26 *	27 *	28 *
	Detroit	Kansas City	Kansas City	Kansas City	Cleveland	Cleveland
29 *	30	31 *				
Cleveland	New York	New York				

AUGUST

			1 *	2	3 N	4 N
			New York		Toronto	Toronto
5 D	6	7 * N	8 * N	9 * N	10 *	11 *
Toronto		New York	New York	New York	Toronto	Toronto
12 * DH	13 N	14 * N	15 * N	16 * N	17 * N	18 * D
Toronto	Baltimore	Baltimore	Baltimore	Boston	Boston	Boston
19 * D	20 N	21 * N	22 * N	23	24 *	25 *
Boston	Milwaukee	Milwaukee	Milwaukee		Baltimore	Baltimore
26 *	27	28 *	29 *	30 *	31 *	
Baltimore	Boston	Boston	Boston	Milwaukee	Milwaukee	

SEPTEMBER

						1 *
						Milwaukee
2 *	3 D	4 N	5 N	6 N	7 N	8 D
Milwaukee	California	California	California	California	Oakland	Oakland
9 DH	10	11 *	12 *	13	14 *	15 *
Oakland		California	California		Oakland	Oakland
16 *	17 *	18 *	19 *	20	21 N	22 N
Oakland	Minnesota	Minnesota	Minnesota		Seattle	Seattle
23 D	24	25 * N	26 * N	27 * D	28 *	29 *
Seattle		Minnesota	Minnesota	Minnesota	Seattle	Seattle
30 *						
Seattle						

*TV games WSNS-44. All games WMAQ Radio 67
All home games WOJO-105 FM

Away

Day 1:15/Double header 12:30

Night games 7:30 PM

Box Seats: \$6.00 Reserved Seats: \$5.00/\$3.50
General Admission: \$2.00 Parking: \$2.00

Bargain Nights: All seats half-price May 23 and August 30
Senior Citizens: Half-price on April 11, May 28, July 9, Sept. 19
Teens: Half-price (all seats): April 28, May 25, June 22, July 12,
August 24

TICKETS AT COMISKEY PARK

Box Office open daily and Saturdays 9 - 5PM. Sundays 10 - 4PM