

CHICAGO WHITE SOX MEDIA FACT BOOK 1983



Winston. America's Best.



Join the first team.
Reach for Winston.



15 mg. "tar", 1.1 mg. nicotine
av. per cigarette by FTC method.

Warning: The Surgeon General Has Determined
That Cigarette Smoking Is Dangerous to Your Health.



More publications available at:

www.retroseasons.com/library/

CHICAGO WHITE SOX 1983 MEDIA FACT BOOK

Table of Contents

	Page
SCHEDULE, SPRING TRAINING 1983	2
ALL-STAR INFORMATION	4
FRONT OFFICE	3-6
Front Office Directory	3
Reinsdorf Biography	5
Einhorn Biography	5
Hemond Biography	6
Pizer Biography	6
THE 1983 WHITE SOX	7-66
La Russa Biography	8
Coaching Staff Biographies	9
Player Biographies	12
Non-Roster Player Biographies	57
Roster, Spring Training, 1983	58
THE NUMBERS	67-89
1982 Final Standings	68
Won-Loss Breakdown	68
Team Highs and Lows, 1982	68
Batting Leaders, 1982	69
Final Batting Statistics, 1982	69
Batters Highs and Lows, 1982	70
Pinch Hitting, 1982	70
DH Hitting, 1982	70
Pitching Leaders, 1982	71
Final Pitching Statistics, 1982	71
Pitchers Highs and Lows, 1982	71
20-Game Winners, All-Time	71
Fielding Statistics, 1982, Career	72
Fielding Records, All-Time	73
Day-by-Day 1982	74
Batters Statistical Breakdowns	76
Pitchers Statistical Breakdowns	84
WHITE SOX HISTORY	91-105
History of the White Sox	92
Year-by-Year	93
All-Star Members, Lifetime	95
Hall of Fame Members	96
Title and Award Members	96
League Leaders	97
Batting Leaders, Year-by-Year	98
Pitching Leaders, Year-by-Year	99
All-Time Team Season Records	100
All-Time Team Batting Records	100
All-Time Team Pitching Records	101
No-Hit Games by, vs. Sox	101
Comiskey Park History	102
Attendance Records	103
Park Facts and Figures	104
Home Runs out of Comiskey Park	105
COVERING THE WHITE SOX	107-112
Radio Network	108
Television Network	108
Voices of the White Sox	109
Chicago Area Media Directory	110
Useful Phone Numbers, Information	111
Hotels on the Road	112
WHITE SOX FARM SYSTEM	113-119
Minor League Directory	114
Minor League Teams	114
Scouting Staff	114
Scouts' Discoveries	115
Minor League Standings, 1982	115
Minor League Final Statistics, 1982	116
SCHEDULE, REGULAR SEASON 1983	120

The 1983 Chicago White Sox Media Fact Book was published by the Public Relations Department, Chicago White Sox, based on information available through February 15, 1983. Additional information, statistics, photography, media credential information is available to accredited members of the media from the Public Relations Department of the Chicago White Sox.

WHITE SOX SPRING TRAINING

SPRING TRAINING HEADQUARTERS

DAYS INN OF SARASOTA
4900 North Tamiami Trail
Sarasota, Florida 33580

Telephones:

Days Inn (Headquarters Hotel):	813-355-9721
Payne Park (Stadium):	813-953-3388
Smith Sports Complex (Minor Lge. Hdqtrs.)	813-366-1745

1983 SPRING TRAINING SCHEDULE

DAY	DATE	OPPONENT	LOCATION	TIME@
Monday	March 7	Detroit Tigers	Sarasota	1:30 PM
Tuesday	March 8	Kansas City Royals	Sarasota	1:30 PM
Wednesday	March 9	Pittsburgh Pirates	Bradenton	1:30 PM
Thursday	March 10	Cincinnati Reds	Sarasota	1:30 PM
Friday	March 11	New York Mets	Sarasota	1:30 PM
Saturday	March 12	+ Kansas City Royals	Sarasota	1:30 PM
Sunday	March 13	+ Philadelphia Phillies	Sarasota	1:30 PM
Monday	March 14	Detroit Tigers	Lakeland	1:30 PM
Tuesday	March 15	Philadelphia Phillies	Clearwater	1:30 PM
Wednesday	March 16	Toronto Blue Jays	Dunedin	1:30 PM
Thursday	March 17	Pittsburgh Pirates	Bradenton	1:30 PM
Friday	March 18	Boston Red Sox	Sarasota	1:30 PM
Saturday	March 19	+ Montreal Expos	Sarasota	1:30 PM
Sunday	March 20	+ #St. Louis Cardinals	St. Petersburg	1:30 PM
Monday	March 21	Minnesota Twins	Puerto Rico	8:00 PM
Monday	March 21	Pittsburgh Pirates (ss)	Sarasota	1:30 PM
Tuesday	March 22	Minnesota Twins	Puerto Rico	8:00 PM
Tuesday	March 22	Kansas City Royals (ss)	Sarasota	1:30 PM
Wednesday	March 23	Open		
Thursday	March 24	Pittsburgh Pirates	Sarasota	1:30 PM
Friday	March 25	Cincinnati Reds	Tampa	1:30 PM
Saturday	March 26	Kansas City Royals	Ft. Myers	1:30 PM
Saturday	March 26	+ #Philadelphia Phillies (ss)	Sarasota	1:30 PM
Sunday	March 27	+ *St. Louis Cardinals	St. Petersburg	7:30 PM
Monday	March 28	+ Boston Red Sox	Winter Haven	1:30 PM
Tuesday	March 29	+ Toronto Blue Jays	Sarasota	1:30 PM
Wednesday	March 30	+ *New York Mets	St. Petersburg	7:30 PM
Thursday	March 31	+ St. Louis Cardinals	Sarasota	1:30 PM
Friday	April 1	+ Kansas City Royals	Ft. Myers	1:30 PM
Saturday	April 2	+ Denver Bears	Sarasota	1:30 PM
Sunday	April 3	+ #Pittsburgh Pirates	Sarasota	12:30 PM

(ss) split squads for both teams

* SportsVision

WFLD-TV

+ WMAQ-Radio

@ Eastern Standard time

WHITE SOX SPRING TRAINING SITES

1901-02	Excelsior Springs, Mo.	1924	Winter Haven, Fla.
1903	Mobile, Ala.	1925-28	Shreveport, La.
1904	Marlin Springs, Tex.	1929	Dallas, Tex.
1905-06	New Orleans, La.	1930-32	San Antonio, Tex.
1907	Mexico City, Mexico	1933-42	Pasadena, Calif.
1908	Los Angeles, Calif.	1943-44*	French Lick, Ind.
1909-10	San Francisco, Calif.	1945*	Terre Haute, Ind.
1911	Mineral Wells, Tex.	1946-50	Pasadena, Calif.
1912	Waco, Tex.	1951	Pasadena & Palm Springs, Calif.
1913-15	Paso Robles, Calif.	1952	Pasadena & El Centro, Calif.
1916-19	Mineral Wells, Tex.	1953	El Centro, Calif.
1920	Waco, Tex.	1954-59	Tampa, Fla.
1921	Waxahachie, Texas	1960-Present	Sarasota, Fla.
1922-23	Sequin, Texas	* War Years	

CHICAGO WHITE SOX

Comiskey Park
324 West 35th Street
Chicago, Illinois 60616
TWX: 910-221-5707
Telephone: 312-924-1000

John Hancock Center
Suite 1540
875 North Michigan Avenue
Chicago, Illinois 60611
Telephone: 312-951-5353

BOARD OF DIRECTORS

Fred Brzozowski	Larry Pogofsky
Edward M. Einhorn	Jerry M. Reinsdorf
Eugene Fanning	Lee B. Stern
Jack M. Gould	Robert Lurie
Robert A. Judelson	Leonard Levy
Charles Lubin	Maurice Levy
Allan B. Muchin	Martin Levy
Jay Pinsky	Charles H. Walsh

DIRECTORY

Chairman, Board of Directors	Jerry M. Reinsdorf
President	Edward M. Einhorn
Executive Vice President/General Manager	Roland A. Hemond
Executive Vice President	Howard C. Pizer
Vice President/Marketing	Michael D. McClure
V.P./Broadcasting & Special Projects	Laureen Ong Fadil
Vice President/Baseball Administration	Jack M. Gould
Assistant General Manager	David Dombrowski
Director of Player Development	Bobby Winkles
Assistant to Vice President/Marketing	Stephen M. Schanwald
Controller	Timothy L. Buzard
Director, Public Relations	Charles A. Shriver
Director of Broadcast Sales	Edwin M. Doody
Radio Producer	Harry McIntyre
Traveling Secretary	Glen Rosenbaum
Director, Community Relations	Pauline S. Allyn
Accountant/Assistant Purchasing Director	Terry J. Savarise
Executive Assistant	M. Scott Smith
Director of Scoreboard Operations	Elizabeth Burke
Director of Latin American Baseball Operations	Angel Vasquez
Ticket Manager	Robert K. Devoy
Sales Manager	Millie Johnson
Director of Season Sales	Jeff Overton
Director of Group Sales and Park Entertainment	George M. Koch
Assistant Director, Public Relations	Kenneth M. Valdiserri
Administrative Assist./Baseball Operations	Dan Evans, Brian Boles
Mailing Services Supervisor	Donald F. Esposito
General Counsel	Allan B. Muchin
Secretary	Gerald M. Penner
Director of Purchasing	Cy Dennen
Sales Staff	Jim Bentel Jr. Hal Cowell Cathy Duffy Kathy Jan King John McCartney Paul Reis David Strouse
Accounting Staff	Sue Berman Sandra Grobarcik Toni Stachon Mickey Yunker
Trainer	Herman Schneider
Team Physicians	Richard D. Corzatt, M.D. James B. Boscardin, M.D. Hugo Cuadros, M.D.
Physical Fitness Director/Asst. Trainer	Brandt McFarlin
Equipment/Club House Mgr., White Sox	Willie Thompson
Equipment/Club House Mgr., Visiting Team	John McNamara, Jr.

(Continued on next page)

ADMINISTRATIVE STAFF

Ann Anderson	Ellistine Lewis
Joy Collins	Mergi Menzel
Mickey Geffinger	Peggy Mokate
Barbara Grabowski	John Sandquist
Grace Guerrero	Wanda Rivera
Barbara Havrlant	Toni Scalise
Chris Imparato	Sharon Sreniawski
Irene Kerwin	Florence Yamasaki
Brenda Louden	Cari Yopchick

PARK OPERATIONS

Director, Park Operations	David M. Schaffer
Director of Maintenance & Construction	Randy Quinn
Head Groundskeeper	Roger Bossard
Groundskeeping Consultant	Gene Bossard
Public Address Announcer	Wayne Messmer
Stadium Organist	Nancy Faust
Grounds Crew	John Batiste
	Leon Johnson
	Doug Lawson
	Otis Robinson
Carpenter	Pat McKernan
Electrician	Joe Mahoney
Painter	John Calabrese
Plumber	Pat Hedrick

BARD'S ROOM

Chef	Roy Rivas
Maitre d'	Jesse Faulkner
Kitchen	Jose Gomez
	Wilhelmina Robinson



July 6, 1983—50 years to the very date—the Golden Anniversary All-Star Game will be played at Comiskey Park, the site for the first "dream game" ever played. That first All-Star Game, billed as a gathering of the finest talent and brightest stars ever to don baseball uniforms, was played July 6, 1933 as part of the Century of Progress that ran all that summer on Chicago's lake front.

The game was the brainchild of the then sports editor of the CHICAGO TRIBUNE, Arch Ward, and was an instant success. Official attendance at the first game was 47,595, and since then, millions of baseball fans have witnessed what has become the traditional breather at the midway point in each season's pennant races.

All of the living members of the original All-Star teams will be present this summer for the 50th anniversary edition of the mid-summer classic, along with many stars from subsequent All-Star Games.

Inquiries concerning media coverage of this summer's celebration should be directed to the Public Relations Department of the Chicago White Sox.

JERRY M. REINSDORF

POSITION: Chairman, Board of Directors
AGE: 47
BORN: Brooklyn, NY 2/25/36
RESIDENCE: Highland Park, IL
FAMILY: Married (Martyl), four children (David, b 3/25/62; Susan, b 1/4/65; Michael, b 3/10/67; Jonathan, b 12/17/69).



Jerry Reinsdorf has been at the helm of the Chicago White Sox just two seasons, but in that limited time has quietly become extremely active in the affairs of baseball. Recently elected to the Executive Council of Baseball, the body that provides leadership and direction to baseball as a whole, Reinsdorf is also a member of the committee of baseball executives studying the streamlining of Baseball's governing structure. He and partner Eddie Einhorn have - at the same time - continued to moved aggressively to build a championship team in Chicago. Reinsdorf, in addition to his White Sox responsibilities, is chief executive officer of Balcor/American Express, Inc., one of the nation's largest real estate syndicators, with aggregate real estate investments well in excess of one billion dollars. Reinsdorf is a graduate of Northwestern University School of Law and is a Certified Public Accountant, as well as an attorney.

EDWARD M. (EDDIE) EINHORN

POSITION: President
AGE: 47
BORN: Paterson, N.J. 1/3/36
RESIDENCE: Chicago, IL
FAMILY: Married (Ann); two children (Jennifer, b 1/2/72; Jeffrey, b 9/26/74).



A "dynamo of boiling energy" might be the best way to describe Eddie Einhorn, the other half of the Sox' ownership duo. Simultaneously, Einhorn has: played key roles in major player acquisitions, including the signing of prize free agent pitcher Floyd Bannister... has assembled an aggressive marketing department that will undoubtedly serve as a model for other sports franchises... has founded SportsVision, the only television station in the country controlled by sports franchises... is a member of Baseball's Television Negotiating Committee... and is serving a leadership role in efforts to establish a nationwide network of club-owned or controlled television systems to improve teams' financial posture. Prior to purchasing the White Sox with Jerry Reinsdorf and the other members of the ownership group, Eddie was an executive producer with CBS Sports. In 1961, he founded the TVS Television Network which he later sold to Dun and Bradstreet. Einhorn earned his degree from Northwestern University School of Law, where he was a classmate of Reinsdorf, and his undergraduate degree from the University of Pennsylvania.

ROLAND A. HEMOND



POSITION: Executive Vice President/General Manager

AGE: 53

BORN: Central Falls, RI 10/26/29

RESIDENCE: Chicago, IL

FAMILY: Five children (Susan, b 1/3/60; Tere, b 12/27/61; Robert b 4/20/64; Jay, b 12/11/65; Ryan, b 12/11/72)

Rated an exceptional judge of talent and an excellent trader, Roland Hemond has also quickly established a reputation for his ability to deal with players and agents and the complicated contracts that have become commonplace in recent years. Hemond joined the White Sox as director of player development in 1970, and gained wide respect for an ability to assemble competitive White Sox teams during a time when the Sox were unable to compete financially. Roland was named a vice president in July 1973, then awarded his present title when the new ownership assumed control of the White Sox in January of 1981. Roland was the first baseball executive to tap Chuck Tanner for a major league manager's job (1970); he responded by leading the Sox to a 3rd place finish in 1971 and a 2nd place finish in 1972. Roland served in the United States Coast Guard from 1947 through 1950, then launched his front office career in 1951, sweeping out concession stands for the Hartford CT., club in the Eastern League.

HOWARD C. PIZER



POSITION: Executive Vice President

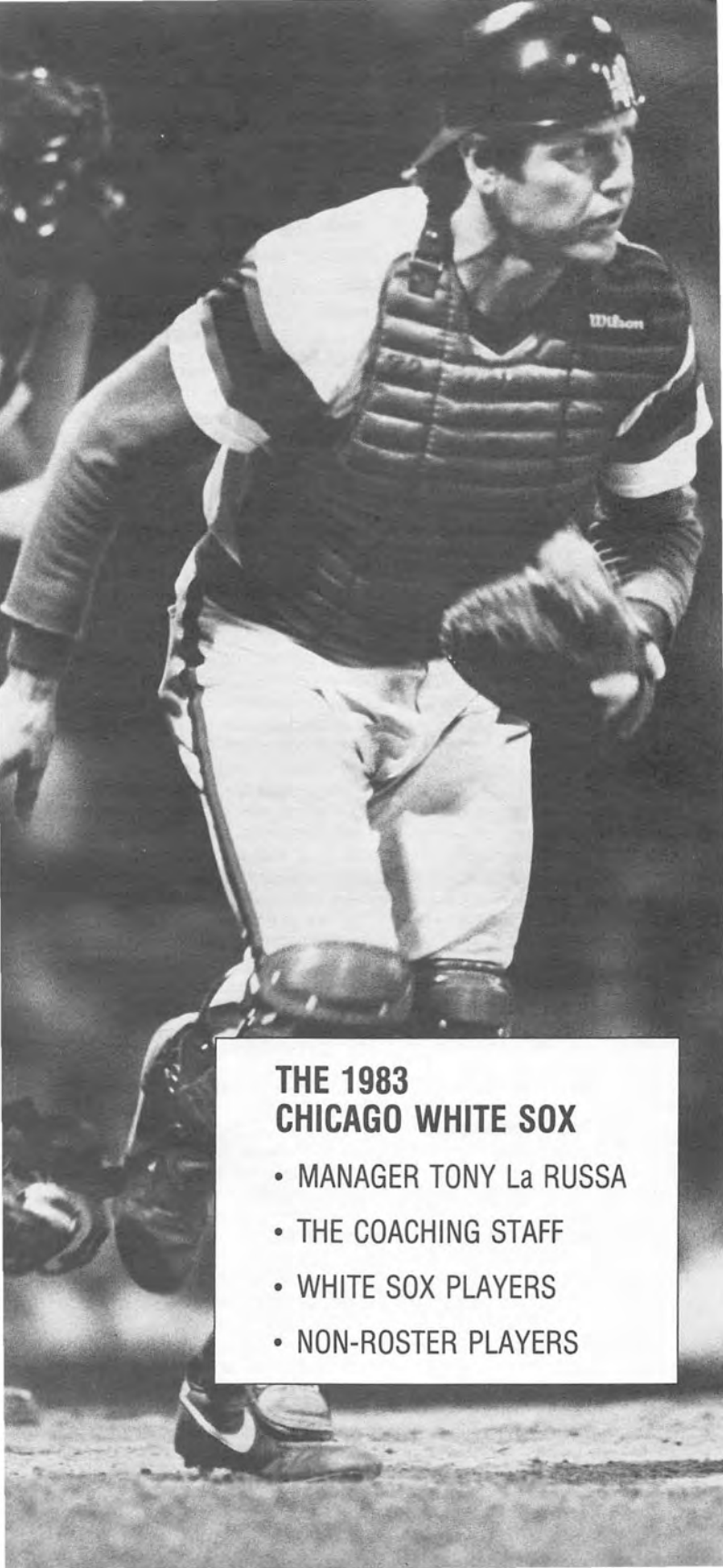
AGE: 41

BORN: Chicago, IL 10/23/41

RESIDENCE: Wilmette, IL

FAMILY: Married (Sheila), Two daughters (Jacqueline, b 4/5/68; and Rachel b 4/28/71)

Born and reared on Chicago's Southside, a career in baseball was the farthest thing from Howard Pizer's mind as a young man. In fact, his first "official" brush with major league baseball did not come until the winter of 1980-'81 when Jerry Reinsdorf and Eddie Einhorn won approval to purchase the White Sox. Until then, Pizer had carved out a successful legal career in real estate syndication, and had no reason to suspect any detours were in the offing. After obtaining a degree in accounting from the University of Wisconsin, he graduated Magna Cum Laude from Northwestern University's School of Law, and was a practicing corporate and securities attorney until 1975 when he joined The Balcor Company, subsequently becoming its executive vice president and general counsel. By then, he was a recognized expert in the field of real estate syndication. After the Reinsdorf-Einhorn group obtained approval to purchase the White Sox January 29, 1981, Pizer was tapped to handle the transition of the team to its new ownership, then was named to his present position in March of '81.



**THE 1983
CHICAGO WHITE SOX**

- MANAGER TONY La RUSSA
- THE COACHING STAFF
- WHITE SOX PLAYERS
- NON-ROSTER PLAYERS



POSITION:	Manager (Shortstop as a player)
AGE:	38, turns 39 Oct. 4
BORN:	Tampa, FL 10/4/44
HEIGHT/WEIGHT:	6-1, 185
BATTED/THREW	Right/Right
RESIDENCE:	Sarasota, FL
FAMILY:	Married (Elaine), 2 daughters (Bianca Tai, b 9/14/79, and Devon Kai, b 8/17/82)
BECAME MANAGER:	August 2, 1979, succeeding Don Kessinger

1982 SEASON - "We had a good team in 1982. Not a great team, but good." So said White Sox Manager Tony La Russa in analyzing the performance of his team last season. "I believe the ingredients are present for a winning club. All we have to do is keep the nucleus of this club together, and a lot of things can happen in 1983." The Sox owned an 87-75 record in 1982, finishing 3rd in the American League West, 6 games out of first place. For the Sox, it was their best finish in 5 seasons (in 1977, they were 90-72, ending-up 3rd in the A.L. West, 12 games out), and their second best finish in the last 11 seasons (in 1972, the Sox were 87-67, winding-up 2nd in the West, 5½ games out of first). But just as interesting as the Sox improved showing in '82, was the dawning of an awareness that Tony La Russa was the point man of a "new generation" of managers. La Russa and Seattle's young skipper, Rene Lachemann - a one time roommate of La Russa's when both were playing in the minor leagues - were both being cited as trend setters in the world of big league managers. Cleveland President Gabe Paul said this past winter "A lot of teams are looking for a new look, a new approach to managing. You have to be a young person, or think like a young person, to understand a ballplayer's mind and his problems." Roy Eisenhardt, President of the Oakland A's, said "La Russa and Lachemann are examples of the type of person I'd like to have as a manager." That thinking by baseball executives was brought home last July, when rumors were rampant in the media that La Russa's job was in jeopardy. No less than 5 major league teams requested permission to talk with the Sox' young manager. Said CHICAGO TRIBUNE columnist Steve Daley, "If you take a hard look at the fellows being hired as managers these days, you realize that the White Sox skipper cuts a mighty popular figure on the road."

MANAGING CAREER - La Russa is the 2nd youngest manager in the American League (he is exactly 7 months younger than Lachemann), but owns the 2nd longest tenure of any manager in the American League (Detroit's Sparky Anderson was appointed manager of the Tigers June 14, 1979 - 49 days before La Russa's call to the major league managing ranks). Interestingly, La Russa's head-to-head record with 5 managers who are considered the deans of the American League is well above .500. In head-to-head confrontations with Billy Martin, Earl Weaver, Gene Mauch, Ralph Houk, and Anderson, the La Russa-managed White Sox own an 88-79 record, a .527 won-loss percentage. Against Martin at New York and Oakland, the Sox are 24-18 (.571) since Tony took over the Sox Aug. 2, 1979; vs. Houk at Boston the Sox are 12-9 (.571); vs. Weaver at Baltimore they were 20-18 (.526); vs. Mauch at Minnesota and California, the Sox were 18-18 (.500); vs Anderson at Detroit, the Sox are 14-16 (.467). In 5 seasons in the White Sox organization at both the minor and major league levels, La Russa owns a combined won-loss record of 345 wins vs. 320 losses, a winning percentage of .519. In 3 full seasons at the helm of the White Sox, he has improved the club by a total of 32 games, going from a

(Continued on next page)

(La Russa, Cont.)

70-90 record in 1980, his first full season, to an 87-75 record last season, 12 games over .500.

PLAYING CAREER - La Russa signed his first professional playing contract with the Kansas City (later Oakland) A's, the night he graduated from Jefferson High School (Tampa, FL.) after a stellar prep athletic career. He made his major league debut with the A's in 1963 (34 games), and later spent time in the big leagues with the Atlanta Braves and Chicago Cubs. Tony played 16 years, 6 of them in the major leagues, closing out his playing career in 1977 with New Orleans of the American Association.

MISCELLANEOUS - La Russa is a licensed attorney in the State of Florida, and associated with the law firm of Thorp, Reed, Conley, and Dooley in Sarasota, FL., where he practices in the off-season, as time permits. He received his law degree from Florida State University Law School, and passed the Florida bar the winter of 1979-'80. He is the only lawyer-manager in the major leagues at the moment, and only the 3rd in the history of baseball. The other two, Monte Ward (who managed the New York Giants and Brooklyn in the late 1880's) and Hughie Jennings (who managed Detroit from 1907 to 1920) are both in the Baseball Hall of Fame. La Russa earned his undergraduate degree in industrial management from the University of South Florida. A native of Tampa, FL., where his parents, Anthony Sr. and Olivia, still reside, Tony is fluent in Spanish.

MANAGERIAL RECORD

YEAR	CLUB	LEAGUE	CLASS	W-L	POS.	REMARKS
1978	Knoxville	Southern	AA	53-25	1	Named Sox coach 7/3/78
1979	Iowa	American Assn.	AAA	54-51	3/East	Named Sox manager 8/2/79
	WHITE SOX	American Lge.	Major	27-27	5/West	
1980	WHITE SOX	American Lge.	Major	70-90	5/West	
1981	WHITE SOX	American Lge.	Major	54-52	3/West	
1982	WHITE SOX	American Lge.	Major	87-75	3/West	

EDWIN ALBERT (ED) BRINKMAN #35

POSITION: Coach (Shortstop as a player)
AGE: 41
BORN: Cincinnati, OH 12/8/41
HEIGHT/WEIGHT: 6-0, 175
BATTED/THREW: Right/Right
RESIDENCE: Cincinnati, OH
FAMILY: Married (Donna),
2 daughters (Kimberly,
b 8/31/67, and
Shari, b 1/10/70)
BECAME COACH: Nov. 1, 1982



When the naming of Ed Brinkman as a White Sox coach completed the Sox staff for the 1983 season, one veteran baseball observer commented, "The White Sox now have the best coaching staff in the major leagues." "We think he can teach the mechanics of fielding," said Manager Tony La Russa. "His fielding records speak for themselves; during his playing career he always had great instincts as a shortstop." Brinkman spent 15 years in the major leagues with Washington, Detroit, St. Louis, Texas, and the Yankees, gaining a reputation as one of the smoothest fielding shortstops of his day. With the Tigers, he established 5 major league fielding records in one season (1972), and earned a Gold Glove for his efforts. He served as a manager in the Detroit minor league system from 1977 through last season, with the exception of 1981 when he was a member of the San Diego Padres coaching staff. Ed is the brother of former White Sox and Pittsburgh catcher Chuck Brinkman.

DAVID EDWIN (DAVE) DUNCAN #18

POSITION: Coach (Catcher as a player)
AGE: 37, turns 38 Sept. 26
BORN: Dallas, TX 9/26/45
HEIGHT/WEIGHT: 6-2, 190
BATTED/THREW: Right/Right
RESIDENCE: Tucson, AZ
FAMILY: Married (Jeanine), 4 children (Tiffany, b 6/4/67; Deavannie, b 7/2/69; David, b 9/29/79; Christopher, b 5/5/81).

BECAME COACH: November 1, 1982

"There were probably 50 telephone calls concerning our pitching coach position," said Manager Tony La Russa. "And, half of them were to recommend Dave Duncan. His name was mentioned repeatedly by people I have come to know and respect." The Sox skipper also had some first hand knowledge of Duncan's work: "During the seasons we faced Duncan-coached pitching staffs, his pitchers always seemed to have a good grasp of the physical and mental aspects that make up successful pitchers," La Russa said. Indeed, in 1982 Duncan's Seattle pitching staff led the American League in strike outs (1,002), while the Mariners' 3.88 ERA was 4th best in the A.L. He broke into the majors with the A's in 1964, playing nearly 5 seasons for them before 2 seasons at Cleveland and 2 more at Baltimore. He joined Cleveland's coaching staff in 1978, and was there 4 seasons, 2 as pitching coach, before moving to Seattle as pitching coach for the 1982 season.

CHARLES RICHARD (CHARLEY) LAU #6

POSITION: Coach (Catcher as a player)
AGE: 49, turns 50 April 12
BORN: Romulus, MI 4/12/33
HEIGHT/WEIGHT: 6-0, 200
BATTED/THREW: Left/Right
RESIDENCE: Key Colony Beach, FL
FAMILY: Married (Evelyn)
BECAME COACH: Nov. 11, 1981

Some outstanding major league players have become legends while still in spikes, and a few managers have become legendary while still actively directing campaigns from the top steps of dugouts, but never has a coach become a living legend - until Charley Lau. Charley is simply the best batting coach in baseball today, and that's a judgement rendered not by management people, but by his pupils themselves: White Sox batters. Almost the first words out of a Sox hitter's mouth after a big game last season were, "Charley has been working with me..." No higher compliment could a coach receive from his pupils. Lau joined the White Sox staff in November of 1981, signing a 6-year contract, thought to be the longest contract ever negotiated for a coach. Prior to joining the Sox, Charley was batting coach with the New York Yankees 3 seasons (1979-'81) and batting coach with the Kansas City Royals 8 years (1971-'78). In 14 seasons as a major league batting coach, Lau's teams have taken part in 2 World Series, won 2 American League pennants, 6 division titles, and finished 2nd 4 other times. Lau launched his coaching career with Baltimore in 1969 after an 11-year major league playing career.

JAMES RICHARD (JIM) LEYLAND**#28**

POSITION: Coach (Catcher as a player)
AGE: 38
BORN: Toledo, OH 12/15/44
HEIGHT/WEIGHT: 5-11, 175
BATTED/THREW: Right/Right
RESIDENCE: Perrysburg, OH
FAMILY: Single
BECAME COACH: Oct. 12, 1981



When Jim Leyland was named third base coach of the White Sox a year ago, Manager Tony La Russa predicted he wouldn't be a big league coach for very long before moving up to the major league managerial ranks. "I hope we have him for more than one season," La Russa said at the time. Tony's fears were almost realized this past winter when two different major league teams discussed managerial possibilities with Jim. And it makes sense. Leyland was a very successful manager in the Detroit organization before joining the Sox in October of 1981; in 11 seasons managing in the Tigers' system, Leyland-led clubs gained their respective league play-offs 6 times, winning 3 league championships in 5 seasons. Jim was named "Manager-of-the-Year" 3 different times along the way. He is one of 3 former catchers on the Sox' 5-man coaching staff. Jim's brother, Father Thomas Leyland, is a Catholic priest, pastor of Holy Rosary Catholic Church in Toledo, OH.

DAVID EARL (DAVE) NELSON**#38**

POSITION: Coach (Infielder as a player)
AGE: 38, turns 39 June 20
BORN: Fort Sill, OK 6/20/44
HEIGHT/WEIGHT: 5-10, 165
BATTED/THREW: Right/Right
RESIDENCE: Fort Worth, TX
FAMILY: Single
BECAME COACH: April 6, 1981



The White Sox stole 136 bases last season, the 3rd best total in the American League, and the best White Sox team total in 16 years (the Sox swiped 153 bases in 1966). Most of the credit for that showing can be attributed to Dave Nelson. Dave is most visible working in the first base coach's box during Sox games, but his real toil goes on behind the scenes as he works with Sox players on the art of taking good lead-offs and getting the jump on pitchers, as well as running from first to third. Nelson spent 11 years as an infielder in the major leagues with Cleveland, Washington-Texas, and Kansas City before injuries ended his playing career in 1978. He stole 51 bases for the Rangers in 1972, and 43 for them in '73. Nelson put his name in the record books Aug. 30, 1974 when he became only the third player in major league history to swipe second, third, and home in one inning (vs. Cleveland). One of Dave's 3 brothers, Maurice, is a Trappist Monk, Brother Dominic, who lives at the Trappist Monastery in Lafayette, OR. Nelson attended Compton (CA.) Junior College, and California State College.



POSITION:	Outfielder
AGE:	23, turns 24 March 15
BORN:	Easton, MD 3/15/59
HEIGHT/WEIGHT:	6-2, 175
BATS/THROWS:	Left/Left
RESIDENCE:	St. Michaels, MD
FAMILY:	Single
ACQUIRED:	Selected #1 by White Sox in June, 1977 Free Agent Draft

1982 SEASON - In only his 3rd full season in the major leagues, Harold Baines emerged as one of the top offensive threats in the American League to go along with his already established reputation as one of the most feared right fielders in the league. Harold was among the team leaders in every offensive category, and Sept. 23rd became the youngest player in White Sox history to drive-in at least 100 runs when he had 3 RBI's in a game at Seattle. Baines wound-up with 105 RBI's for the season to lead the club, the most by a Sox batter since 1972 when Richie Allen drove-in 113 runs. He also led the Sox with 25 homers, and that total was the most by a White Sox batter since 1977 when Oscar Gamble hit 31 and Richie Zisk hit 30. In addition, Baines' RBI total, coupled with Greg Luzinski's total of 102 RBI's, marked the first time that 2 Sox batters had 100 or more RBI's in the same season since 1936, when Zeke Bonura (138) and Luke Appling (128) accomplished the feat. Harold also finished 2nd on the club in doubles (29), tied for 2nd in triples (8), finished 3rd on the club in runs scored (88) and 4th in walks (49), and was 5th on the club with 10 stolen bases. "HB" had one of the greatest weeks a batter can ever imagine in early July when he hit 5 home runs, including 2 grand slam homers, drove-in 13 runs and hit .500 (11-for-22) in just 6 games. Highlight of that momentous week was July 7th at Comiskey Park when he slammed 3 homers in one game, including an 8th inning grand slam off Elias Sosa, to drive-in 6 runs against Detroit. Needless to say, he was named American League "Player of the Week" for those accomplishments. Harold finished the '82 season with 45 multiple-hit games, including 9 3-hit performances, 2nd best total on the club. On defense, Baines continued to add to his reputation as a tough outfielder to advance on; he was credited with 10 assists, the 2nd year in a row he had that many and 2nd year in a row he led Sox outfielders in that department. Durability? He appeared in 161 of the Sox 162 games last season.

CAREER - Baines ignored the "sophomore jinx" in 1981, improving his batting average 31 points over his rookie season (improving from .255 to .286), tying for 2nd on the Sox with 10 homers, and tying for 2nd in the American League with 7 triples. He hit .354 in the month of August, then drove-in 15 runs in 17 games in September. Harold had 2 4-hit games and 8 3-hit games, along with a total of 25 multiple-hit games. Baines became a regular immediately upon arriving in the major leagues; he appeared in 141 games his rookie season (1980) while hitting 13 homers and driving-in 49 runs. He tied for the club lead with 6 triples. Harold gave a preview of things to come in the middle of the 1980 season when the Sox appeared in the annual "Hall of Fame Game" at Cooperstown, NY. He slammed a 3-run homer, and 2 doubles in 4 at-bats. In his final minor league season (1979), Baines batted .298 with 22 homers and 87 RBI's while leading the Iowa Oaks of the American Association in triples (8), total bases (246), and slugging percentage (.528). He also wrote a line in the league record book by slamming 2 home runs in the same inning (Aug. 4 vs. Oklahoma City).

MISCELLANEOUS - Harold was drafted first by the Sox in 1977, who passed up Paul Molitor and Terry Kennedy to select him, and there was a

(Continued on next page)

(Baines, cont.)

suspicion at the time that his selection was more sentimental than rational; Harold had been "discovered" by former White Sox President Bill Veeck as a 12-year-old Little Leaguer.

YEAR CLUB	AVG	G	AB	R	H	TB	2B	3B	HR	RBI	GW		SH	SF	HB	BB	SO	SB	CS	E
											RBI	SH								
1977 Appleton	.261	68	222	37	56	88	11	2	5	29	1	2	1	36	62	2	0	7		
1978 Knoxville	.275	137	502	70	138	205	16	6	13	72	3	1	2	43	91	3	2	13		
1979 Iowa	.298	125	466	87	139	246	25	8	22	87	0	4	0	33	80	5	7	11		
1980 WHITE SOX	.255	141	491	55	125	199	23	6	13	49	3	2	5	19	68	2	4	9		
1981 WHITE SOX	.286	82	280	42	80	135	11	7	10	41	4	0	2	2	12	41	6	2	2	
1982 WHITE SOX	.271	161	608	89	165	285	29	8	25	105	9	2	9	0	49	95	10	3	7	
A.L. TOTALS	.268	384	1379	186	370	619	63	21	48	195	16	4	16	3	80	201	18	9	18	
M.L. TOTALS	.268	384	1379	186	370	619	63	21	48	195	16	4	16	3	80	201	18	9	18	

Last HR: 10-3-82 @ Minnesota

Last grand slam: 7-11-82 @ Toronto (career-2)

FLOYD FRANKLIN BANNISTER #24

POSITION: Pitcher
AGE: 27, turns 28 June 10
BORN: Pierre, SD 6/10/55
HEIGHT/WEIGHT: 6-1, 195
BATS/THROWS: Left/Left
RESIDENCE: Scottsdale, AZ
FAMILY: Married (Jana), one son (Brian, b 2/28/81)
ACQUIRED: Signed by the White Sox as a free agent Dec. 13, 1982.



1982 SEASON - With the signing of Floyd Bannister last December 13, the White Sox landed one of the most sought-after players in last winter's Re-entry Draft, a hard-throwing left-hander who has not less than 5 different, effective pitches: a fastball he consistently throws 90 miles an hour or faster, a curve ball, a cut fastball, a slider, and a change-up. Floyd was selected by no less than 16 teams. Media reports indicated as many as 4 teams, in addition to the Sox, were among the leaders in bidding for Floyd's services, and at least 2 of those teams, Atlanta and the New York Yankees, reportedly offered contracts considerably higher than the one he ultimately signed with the White Sox. The day he actually signed his contract with the Sox (Dec. 16), Bannister said, "I hope the investment they made in me will pay off in a short period of time... I can best help the Sox by being a leader on the field... to go out every 4 or 5 days and take the ball with authority." As for the 1982 season itself, Bannister led the American League with 209 strike outs, and his 3.43 ERA was the best in the A.L. among left-handed starters, 8th best overall. In addition, he led the Seattle pitching staff in starts (35), shutouts (3), innings (247), and tied for the first in wins (12). Bannister ranked 2nd in the American League in strike-outs-per-9-innings by starters; he averaged 7.6 whiffs per 9 innings, 2nd only to the Yankees' Dave Righetti (8.0). Bannister set 4 personal one-season high water marks last season: wins (12), ERA (3.43), innings pitched (247), and strike outs (209). His favorite foes last year were Oakland and Kansas City; he was 2-0 against both, with an 0.95 ERA vs. the Royals in 28.1 innings.

CAREER - Bannister's ratio of strike-outs-per-9-innings is one of the best among active major league starting pitchers. He ranks 5th in the American League in that department with a career ratio of 6.8 whiffs-per-9-innings (Dave Righetti of the Yankees leads with a 7.8 ratio), and is 11th overall in the majors (Nolan Ryan of Houston leads all active major league hurlers with a 9.5 ratio). In 1981, Floyd posted his first .500 season (9-9) while firing a pair of 2-hitters; he fanned 86 batters in the shortened season to lead Seattle in that department. The 1980 season was a success for Bannister on 2 counts: he pitched more than 200 innings (218), and dropped his ERA

(Continued on next page)

(Bannister, Cont.)

under 4.00 for the first time in his big league career (3.47). He was acquired by Seattle December 8, 1978, from the Houston Astros in exchange for shortstop Craig Reynolds, following an off-season that included an illness in spring training and several bouts with blisters. He broke into the majors with Houston in 1977, posting an 8-9 record in his initial season, including 4 straight wins at the close of the season. Bannister spent all of one year in the minor leagues; appearing in a grand total of 7 games, 3 at the A level, 3 at the "AA" level, and one at the "AAA" level, with a combined record of 2-0, with a 1.50 ERA.

MISCELLANEOUS - Floyd was the first player in the nation selected in the June, 1976, Free Agent Draft after a stellar collegiate career at Arizona State University. He was 38-6 with a 1.88 career ERA in 3 seasons at ASU; his senior year, Bannister owned a 19-2 record, a 1.45 ERA, and fanned 123 batters in 186 innings. At 2-time All-American, Floyd was also named THE SPORTING NEWS "College Player of the Year" and college's baseball's "MVP" in 1976. Reared in Seattle, Floyd and Jana are expecting their second child sometime during this spring training.

YEAR	CLUB	W-L	PCT.	ERA	G	GS	CG	SHO	SV	IP	H	R	ER	HR	HB	BB-I	SO	WP	BK
1976	Covington	0-0	.000	0.00	3	2	0	0	1	13	3	0	0	0	0	2-0	27	0	0
	Columbus, Ga.	1-0	1.000	1.50	3	3	1	1	0	24	16	4	4	1	1	14-0	20	2	2
	Memphis	1-0	1.000	1.50	1	1	0	0	0	6	7	1	1	0	0	3-0	6	0	0
1977	HOUSTON	8-9	.471	4.03	24	23	4	1	0	143	138	70	64	11	4	68-1	112	5	2
1978	HOUSTON	3-9	.250	4.83	28	16	2	2	0	110	120	59	59	13	1	63-4	94	7	2
1979	SEATTLE	10-15	.400	4.05	30	30	6	2	0	182	185	92	82	25	4	68-4	115	1	0
1980	SEATTLE	9-13	.409	3.47	32	32	6	0	0	218	200	96	84	24	2	66-5	155	7	0
1981	SEATTLE	9-9	.500	4.46	21	20	5	2	0	121	128	62	60	14	3	39-0	85	7	1
1982	SEATTLE	12-13	.480	3.43	35	35	5	3	0	247	225	112	94	32	3	77-0	209	6	0
A.L. TOTALS		40-50	.444	3.75	118	117	24	7	0	768	738	362	320	95	12	250-10	564	21	1
N.L. TOTALS		11-18	.379	4.38	52	39	6	3	0	253	258	129	123	24	5	131-5	206	13	4
M.L. TOTALS		51-68	.429	3.91	170	156	30	10	0	1,021	996	491	443	119	17	381-15	770	34	5

Last shutout: 7/16/82 @ Bt.

Last complete game: 9/25/82 @ K.C.

RICHARD MONROE BARNES #52



POSITION: Pitcher
AGE: 23, turns 24 July 21
BORN: Palm Beach, FL
 7/21/59
HEIGHT/WEIGHT: 6-4, 186
BATS/THROWS: Right/Left
RESIDENCE: Lake Worth, FL
FAMILY: Single
ACQUIRED: Selected #2 by White Sox in June, 1977 Free Agent Draft

1982 SEASON - Richard made his major league debut last summer, and although spending most of the season with the Sox' AAA club at Edmonton, Alberta (Can.), he made 2 trips to the White Sox finishing up the season with the Sox. Barnes was called-up to the parent club the first time July 2, after winning 5 of 8 starts for the Trappers. In 2 of his 3 losses during that stretch, his team was shutout behind him while he allowed a total of only 3 earned runs. The highlight of his season at Edmonton came July 9 at Albuquerque, New Mexico, when he defeated the Dukes 4-0 on a 3-hit shutout, while striking out 7; it was the first time in 240 games that the Dodgers' AAA team had been blanked by an opposing pitcher. Richard came close to a victory in his very first major league appearance; July 2, he started against Seattle at Comiskey Park, and had allowed the Mariners just 2 runs on 2 hits through 4.1 innings. He allowed the tying run to score from 3rd with 2 out in the 5th on a balk, only to have the game postponed because of rain a few minutes later, with the score tied 4-4. He had allowed just 5 hits in 5 innings, while Sox batters had raked the Seattle starter, Gene

(Continued on next page)

(Barnes, cont.)

Nelson, for 10 hits. He posted his first major league save August 3 at Yankee Stadium, pitching 3 shutout innings against the Yankees to preserve a 14-2 White Sox victory.

CAREER - Barnes was the ace of the Edmonton pitching staff in 1981, leading the Sox AAA farm club in 7 different departments including wins (13) and starts (26). As a result of that performance, Richard was named to the Pacific Coast League All-Star Team, the 2nd time in his pro career he made an All-Star Team in 5 seasons. He won his first 7 decisions in a row as a professional pitcher, that in 1977 with the Sarasota (Fla.) White Sox of the "Rookie" class Gulf Coast League. He went on to finish his rookie season with an 8-1 record to lead the league in wins (8), starts (12), strikeouts (61), and, of course, won-loss percentage (.889), and was named to the league's all-star team for his efforts. Promoted to "AA" class ball his sophomore season, Richard won his last 6 decisions in a row at Knoxville to finish with an 8-6 record.

MISCELLANEOUS - Barnes does not have a nickname, and prefers to be called "Richard." A starting pitcher for Lake Worth (FL) High, he was 24-5 in his prep career, with an 11-1 record and a 0.79 ERA his senior year. He has also played American Legion ball.

YEAR CLUB	W-L	PCT.	ERA	G	GS	CG	SHO	SV	IP	H	R	ER	HR	HB	BB-I	SO	WP	BK
1977 Sarasota	8-1*	.889	1.50	13	12*	0	0	0	73	46	22	13	3	3	37-0	61*	5	1
Knoxville	0-1	.000	2.08	3	2	0	0	0	13	11	5	3	0	1	7-0	9	1	0
1978 Knoxville	8-6	.571	3.27	25	25	4	1	0	146	144	72	53	8	3	75-0	69	7	0
1979 Knoxville	8-8	.500	4.19	22	22	3	0	0	131	136	79	61	4	15*	86-4	91	8	1
Iowa	0-1	.000	4.66	3	3	0	0	0	40	12	6	5	3	1	7-0	5	0	0
1980 Iowa	3-9	.250	4.61	26	25	2	0	0	123	131	73	63	7	2	93-1	59	13	3
1981 Edmonton	13-8	.619	4.75	26	26	3	0	0	163	161	100	86	15	3	82-1	80	7	-
1982 Edmonton	10-6	.625	5.52	19	18	8	1	0	117	125	79	72	12	4	59-1	56	10	NA
WHITE SOX	0-2	.000	4.76	6	2	0	0	1	17	21	15	9	1	2	4-0	6	0	0
A.L. TOTALS	0-2	.000	4.76	6	2	0	0	1	17	21	15	9	1	2	4-0	6	0	0
M.L. TOTALS	0-2	.000	4.76	6	2	0	0	1	17	21	15	9	1	2	4-0	6	0	0

SALOME ROMERO BAROJAS #30

POSITION: Pitcher
AGE: 25, turns 26 June 16
BORN: Cordoba, Veracruz, MX. 6/16/57
HEIGHT/WEIGHT: 5-9, 160
BATS/THROWS: Right/Right
RESIDENCE: Cordoba
FAMILY: Single
ACQUIRED: Contract purchased from Mexico City Reds Dec. 9, 1981



1982 SEASON—Salome Barojas burst on the major league baseball scene like an explosion the first week of last season. His contract was purchased from the Mexico City Reds in December of 1981 with little fanfare, and when he reported to spring training camp last year, no one took a second look. However, when spring training ended in early April, the statistics report said Barojas was the best pitcher in camp, with a 1.17 ERA in 15.1 innings, and his name appeared on the Sox' 25-man roster that was to open the '82 season. After a weather-delayed opening of the season, the Sox found themselves opening up with a doubleheader in Yankee Stadium; Barojas announced his entrance in the major leagues by pitching 3 innings of one-hit, shutout baseball in the nightcap to preserve a 2-0 shutout win for Britt Burns to earn his first big league save in his very first major league appearance. He went on to post 5 saves in his first 5 consecutive appearances, and closed-out the month of April with 6 saves and a 0.61 ERA in

(Continued on next page)

(Barojas, cont.)

14.2 innings. Barojas was named American League "Player-of-the-Week" for his 5 saves in his first 5 appearances, the first time a player ever won the honor in his very first week in the majors. Salome posted his first big league win May 19th vs. Texas, and was not tagged for his first big league loss until well into the season, June 2 at Kansas City. Barojas' first season in the major leagues was to have its ups and downs, but he finished strong, recording saves in his last 3 consecutive appearances and a total of 6 in the month of September. Thus he established a new White Sox team record for saves by a rookie (21), and missed the major league record in that department by only 2 (Doug Corbett of Minnesota had 23 saves in 1980).

CAREER—Prior to 1982, Barojas' entire professional career was in Mexico, where he was a premier reliever. In 1981, he owned a 12-3 won-loss record with 13 saves in 50 games, along with a 3.04 ERA. He broke into pro ball at the age of 18 with his hometown Cordoba team, posting a 3-1 record and a 1.88 ERA. In his entire pro career, including last season, he has never had a losing season record.

MISCELLANEOUS—The youngest of 7 children, Salome's father Vincente is a bus driver in Cordoba. His mother, Carolina, made her first trip to the United States last May, and watched her son pitch at Comiskey Park on May 4th, as he collected his 7th save of the season, by pitching 3 shutout innings vs. Toronto. Salome's "discovery" by the White Sox is one of which legends are made: during the 1981 players' strike, Sox Manager Tony La Russa and other Sox officials made 2 trips to Mexico to scout pitcher Angel Moreno and several other Mexican prospects. Barojas was not on the list, but a friend of La Russa asked him to scout a player on the Campeche team. However, after several scouting attempts were frustrated by weather and travel problems, and the casual scheduling of Mexican baseball teams, La Russa missed seeing Moreno, but did watch Campeche play a game vs. the Mexico City Reds. What caught La Russa's eye was not the Campeche pitcher, but the performance of Reds reliever Barojas. On the airplane ride back to Chicago, La Russa told Sox General Manager Roland Hemond, "The guy I want is Barojas." The rest, as they say, is history.

YEAR CLUB	W-L	PCT.	ERA	G	GS	CG	SHO	SV	IP	H	R	ER	HR	HB	BB-I	SO	WP	BK
1976 Cordoba	3-1	.750	1.88	15	3	0	0	0	43	39	12	9	2	3	14-0	17	0	0
1977 Cordoba	5-4	.556	2.00	41	7	2	1	6	126	109	46	26	7	8	46-6	65	3	0
1978 Cordoba	8-3	.727	2.45	40	0	0	0	4	66	54	22	15	4	0	34-8	27	5	0
1979 Cordoba	7-6	.538	2.61	41	16	4	1	3	145	143	49	43	6	8	75-6	64	9	0
1980 Reynosa	9-5	.643	2.36	29	13	6	1	1	126	105	40	33	3	1	43-0	82	8	1
1981 Mexico City	12-3	.800	3.04	50	3	0	0	13	96	81	40	33	0	4	41-9	42	5	1
1982 WHITE SOX	6-6	.500	3.54	61	0	0	0	21	106	96	43	42	9	1	46-6	56	4	4
A.L. TOTALS	6-6	.500	3.54	61	0	0	0	21	106	96	43	42	9	1	46-6	56	4	4
M.L. TOTALS	6-6	.500	3.54	61	0	0	0	21	106	96	43	42	9	1	46-6	56	4	4

ANTONIO (TONY) BERNAZARD #14



POSITION: Infielder
AGE: 26, turns 27 Aug. 24
BORN: Caguas, PR 8/24/56
HEIGHT/WEIGHT: 5-9/160
BATS/THROWS: Switch/Right
RESIDENCE: Naperville, IL
FAMILY: Married (Iris),
 3 sons
 (Ebony, b 3/25/78;
 Francis, b 7/21/80),
 Bryan, b 6/8/82).
ACQUIRED: From Montreal Expos
 Dec. 12, 1980 in
 exchange for pitcher
 Richard Wortham

1982 SEASON - The single biggest blow to the White Sox' 1982 pennant hopes occurred Sept. 12 at Oakland Coliseum when Tony Bernazard
(Continued on next page)

(Bernazard, cont.)

suffered a fractured left leg (fibula) in the 2nd inning. The freak injury occurred as Tony stabbed a grounder deep behind second base off the bat of Wayne Gross and whirled to throw to first; his spikes caught in the turf and his leg fractured on the pivot. At the time of injury, the Sox were just 3½ games behind the division-leading Kansas City Royals, with 22 games to go. The Sox lost that game, and went on to lose 8 of their next 11 games. Bernazard has developed into a quiet, but steady, leader in the infield in his 2 seasons with the White Sox, and had been enjoying a good season until the injury brought 1982 to a sudden halt. In spite of missing the last 21 games of the season, Tony still finished the year ranked among the Sox' top 5 batters in several different categories: he tied for 4th with 11 homers, was second with 90 runs scored, third with 67 walks, 4th with 11 stolen bases, and 5th on the Sox with 56 RBI's, and he wound-up leading the team with 9 triples (5th in that department in the American League), and sacrifice bunts (16). Tony's best day at the bat last year came June 17th at Oakland when he drove in 4 runs with a pair of hits to lead the Sox to an 11-7 win over the A's.

CAREER - The 1981 season was his first as a regular in the big leagues and he proved equal to the task, emerging as one of the best in the A.L. at his position. Only 2 second basemen hit for a higher average than Bernazard in '81, and his 7 game-winning RBI's placed him second in the A.L. in that department. He committed only 7 errors in 1981 in 355 total chances, and at one point put together a string of 49 consecutive errorless games in which he handled 268 total chances flawlessly. In spite of credentials that indicated great things for Bernazard in the future, he was only a part time player his first 2 seasons in the major leagues (1979 and 1980 with Montreal). He made his major league debut July 12, 1979 with the Expos after hitting .300 in 82 games for their top farm club, the Denver Bears. He then finished the '79 season with the parent club, also hitting .300. He reached base 28 times in 56 plate appearances in his first 22 major league games, for a .500 on-base percentage. Tony hit his first major league homer July 21, 1979, off the Dodgers' Don Sutton. Bernazard enjoyed his best minor league season in 1978; April 23 of that season he wrote his name into the American Association record book with a 6-for-6 performance that included 2 home runs, 3 doubles, and 6 RBI's—all in one game. His 15 total bases in that game eclipsed the old record of 14 (shared by Marv Throneberry and Roger Freed) and made him only the 24th player in A.A. history to get 6 hits in one game.

MISCELLANEOUS - Tony's younger brother, Oscar, played in the Pittsburgh Pirates organization 3 seasons (1975-'77), but a broken arm suffered in a game in July of 1977 ended Oscar's career. Former major leaguer Vic Power taught the Bernazard brothers the game of baseball, and Oscar was signed to his first pro contract at twice the bonus Tony received from the Montreal organization. Tony did not begin to switch-hit until the winter of 1977-'78 in the Puerto Rican Winter League season.

YEAR	CLUB	AVG	G	AB	R	H	TB	2B	3B	HR	RBI	GW										
												RBI	SH	SF	HB	BB	SO	SB	CS	E		
1974	Kingston	.200	56	225	22	45	50	3	1	0	16	—	5	2	5	20	43	11	2	12		
1974	Sarasota	.165	34	109	11	18	25	2	1	1	6	—	2	2	1	20	11	5	4	7		
1975	W Palm Beach	.236	134*	509*	65	121	159	16	2	6	50	—	10	6	3	62	69	27	15	28		
1976	Quebec City	.216	106	334	25	72	89	6	3	1	26	—	9	0	5	28	42	6	11	18		
1977	Quebec City	.280	125	425	68	119	145	11	6	1	34	—	14	4	8	79	61	31	20	25		
1978	Denver	.286	128	479	102*	137	212	30	9	9	65	—	5	6	5	64	64	33	14	32		
1979	Denver	.300	82	273	58	82	110	15	2	3	29	—	2	2	2	74	61	19	15	19		
	MONTREAL	.300	22	40	11	12	17	2	0	1	8	—	2	0	1	15	12	1	0	1		
1980	MONTREAL	.224	82	183	26	41	65	7	1	5	18	—	1	1	0	17	41	9	2	9		
1981	WHITE SOX	.276	106	384	53	106	146	14	4	6	34	—	9	1	2	54	66	4	4	7		
1982	WHITE SOX	.256	137	540	90	138	214	25	9	11	56	—	5	16	5	2	52	67	88	11	12	
A.L. TOTALS:		.264	243	924	143	244	360	39	13	17	93	—	12	25	6	4	121	154	15	4	12	
N.L. TOTALS:		.238	104	223	37	53	82	9	1	6	26	—	2	3	1	1	32	53	10	4	10	
M.L. TOTALS:		.259	347	1147	180	297	442	48	14	23	116	—	14	28	7	5	153	207	25	8	22	

*Led League

Last HR: 9/7/82 in California

Last grand slam: none

DID YOU KNOW...

The longest consecutive game streak by a Chicago White Sox player is 798 games in a row, by Nelson Fox.

ROBERT BRITT (BRITT) BURNS #40

POSITION:	Pitcher
AGE:	23, turns 24 June 8
BORN:	Houston, TX 6/8/59
HEIGHT/WEIGHT:	6-5, 218
BATS/THROWS:	Right/Left
RESIDENCE:	Birmingham, AL
FAMILY:	Married (Julie)
ACQUIRED:	Selected #3 by White Sox in June, 1978 Free Agent Draft

1982 SEASON - Britt Burns heads into the 1983 season aiming to end all speculation about his left shoulder. The loss of Britt for the final 6 weeks of the 1982 season was one of 2 disastrous blows to the Sox' pennant hopes last year (the other was the loss of Tony Bernazard for the remainder of the season when he suffered a broken leg Sept. 12). Britt suffered a strain of the deltoid muscle in his left shoulder Aug. 15 at Comiskey Park in a game against the Yankees, and although he made 4 more scattered appearances for the Sox the rest of the year, he was not effective following the injury. In spite of the shortened season, Burns still wound up with the second best win total on the Sox staff for the season (13) and the best won-loss percentage (.722) on the club. In addition, he wound-up 2nd on the team in strikeouts (116), 3rd in starts (28) and 5th in innings pitched (169.1). The hard-throwing lefty enjoyed a banner year against the Yankees; his best one-game performance of the season occurred Aug. 4 at Yankee Stadium when he recorded the best game of his career: he shutout the Yanks on just 2 hits, for a 7-0 win, while walking none and striking out 3. Overall for the year, he was 2-0 vs. New York with a perfect 0.00 ERA in 18.1 innings (he recorded another shutout vs. the Yankees on Opening Day, April 11), and in his young career enjoys a 5-2 margin over them, with a 1.87 ERA in 67.1 career innings. A measure of Burns' importance to the White Sox: they were 20-8 last season in games Britt started. He was also 7-2 in games at Comiskey Park during the '82 season.

CAREER - Although only a 3-year major leaguer, Burns has firmly established himself as one of the premier starting pitchers in the American League. Since the start of the 1980 season, Britt owns a 38-24 won-loss record, a winning percentage of .548. He led the 1981 Sox pitching staff in wins (10), innings (156.2) and strikeouts (108), tied for the lead in complete games (5), and was 2nd best on the team in ERA (2.64). He finished 2nd in the American League whiffs, and his ratio of 6.2 strikeouts per 9 innings was 3rd best in the A.L. Britt hurled 30 consecutive scoreless innings in August of 1981 (4th best string in Sox history) and won 6 consecutive games in mid-season. He was named to the American League All-Star team in '81 for his efforts (although he did not appear) in only his sophomore season in the major leagues. However, all of Britt's good fortune was tempered by tragedy. July 16, his father, Charley, was struck by an automobile as he stood by the side of the road at the Burns' summer home outside of Birmingham, and subsequently passed away, without regaining consciousness, Sept. 12. During that 2-month period, Britt commuted between his father's bedside and where the Sox were playing without missing a single pitching turn. Signed by the White Sox in 1978 out of high school, he made his big league debut that same summer with 2 starts, both against Detroit. He made 3 different stops in 1979, coming-up to the parent club to stay late in the season. Burns appeared in a grand total of 37 minor league games before coming to the major leagues on a permanent basis.

MISCELLANEOUS - The story of Britt's "discovery" by the White Sox is the stuff of which legends are made. In April of 1978, the former book critic of the *Chicago Tribune*, and host of the television program "Cromie's

(Continued on next page)

(Burns, cont.)

Circle," Robert Cromie, was passing through Birmingham, AL on a business trip. Reading a story in the *Birmingham Post-Herald* about a local pitching sensation who had struck-out 18 batters in a high school game, Cromie tore the article out and mailed it to old friend Bill Veeck, then president of the White Sox, with a message scrawled across the top of the article: "Dear Bill, for your 'dream file.' Best, Bob Cromie." Britt ran up some incredible records while pitching for Birmingham's Huffman High; he had a career ERA of 0.12, won 35 games against only 2 losses (including an 18-game winning streak), and gave up just 30 hits and only 30 walks against 292 strikeouts in 139 innings. Britt and Julie are newlyweds; they were married during the off-season.

YEAR	CLUB	W-L	PCT.	ERA	G	GS	CG	SHO	SV	IP	H	R	ER	HR	HB	BB-I	SO	WP	BK
1978	Appleton	3-2	.600	2.40	6	6	1	0	0	30	25	8	6	1	0	2-0	28	0	0
	WHITE SOX	0-2	.000	12.38	2	2	0	0	0	8	14	12	11	2	0	3-0	3	0	0
	Knoxville	1-1	.500	4.29	4	4	0	0	0	21	24	16	10	0	0	4-0	17	0	1
1979	Knoxville	6-10	.375	4.83	20	19	4	1	1	110	126	68	59	5	0	37-0	92	1	6
	Iowa	2-3	.400	3.29	7	6	1	0	1	41	41	17	15	2	1	15-0	34	1	1
	WHITE SOX	0-0	.000	5.40	6	0	0	0	0	5	10	5	3	1	0	1-0	2	0	0
1980	WHITE SOX	15-13	.536	2.84	34	32	11	1	0	238	213	83	75	17	4	63-2	133	1	4@
1981	WHITE SOX	10-6	.625	2.64	24	23	5	1	0	157	139	52	46	14	6	49-1	108	1	1
1982	WHITE SOX	13-5	.722	4.04	28	28	5	1	0	169	168	89	76	12	3	67-0	116	2	0
A.L. TOTALS		38-26	.594	3.29	94	85	21	3	0	577	544	241	211	46	13	183-3	362	4	5
M.L. TOTALS		38-26	.594	3.29	94	85	21	3	0	577	544	241	211	46	13	183-3	362	4	5

@ Tied for lead

Last shutout: 8/10/82 @ Baltimore

Last complete game: 8/4/82 @ New York

ALL-STAR GAME RECORD

YEAR	CLUB, SITE	W-L	ERA	G	GS	CG	SHO	SV	IP	H	R	ER	BB	SO
1981	A.L., Cleve.													

(selected, did not appear)

RICHARD ELLIOTT (DOT) DOTSON #49

POSITION: Pitcher
AGE: 24
BORN: Cincinnati, OH 1/10/59
HEIGHT/WEIGHT: 6-0, 196
BATS/THROWS: Right/Right
RESIDENCE: Novato, CA
FAMILY: Single
ACQUIRED: From California Angels Dec. 5, 1977, along with Bobby Bonds and Thad Bosley, in exchange for catcher Brian Downing and pitchers Chris Knapp and Dave Frost



1982 SEASON - Richard Dotson had 2 distinct seasons in 1982, a first half when he just plain struggled, and a 2nd half in which he was, at times, absolutely brilliant. After winning his first start of the season at Boston 3-2, Richard lost 7 of his next 8 decisions, and by the All-Star break owned a dismal 3-10 record with a 4.94 ERA. "Dot" opened the second half of the season in the bullpen, and made 3 relief appearances before making a start July 28; he lost that start 2-1 at Baltimore, but allowed only 2 runs on 7 hits through 5.1 innings and looked like the Richard Dotson of 1981. After that, he buckled down to win 8 decisions in a row, finally climbing to the .500 mark (11-11) with a 5-3 victory Sept. 8 at California. Over that 8-win stretch, Richard allowed just 15 runs (12 earned) on 64 hits, with only 20 walks and 40 strike outs over 65 innings, for a snappy 1.66 ERA for that streak. Dotson was named White Sox "Player-of-the-Month" for August as a result of his efforts; he was 6-0 for the month, with a 1.68 ERA in 48.1 innings, allowing

(Continued on next page)

(Dotson, cont.)

just 9 earned runs and one home run for the month, while walking but 17, against 31 strike outs. He ran into some bad luck late in the year, losing his last 4 decisions of the season, 3 of them by one run (2 losses were by 2-1 final scores, the other was a 3-2 loss). For the season, he wound-up with a 3.84 ERA, tied for 2nd best among Sox starters. His best one-game performance of the year was a 4-0 shutout of the Texas Rangers at Comiskey Park, a 4-hit performance.

CAREER - Richard was the Sox' most effective starter in 1981 in only his 2nd full season in the majors; he recorded the 2nd best consecutive scoreless innings streak of the year by a Sox pitcher, putting together a string of 21 straight shutout innings (May 3-15). He also had a pair of 4-game winning streaks during the year. His best one-game performance of the season was a 3-hit, 9-0 shutout win vs. California. Despite struggling in the 2nd half, Dotson still finished the year tied for first place in the American League with 4 shutouts, and the Sox staff in starts (24) and shutouts, and tied for the team leadership in complete games (5). Dotson recorded his first major league shutout in only his 2nd big league start (7-0 on 6 hits vs. Oakland, Sept. 9, 1979), and that was his only shutout until recording 4 the first half of 1981. The only right-hander among the White Sox' "Kiddie Corps" of talented young starters in 1980, Richard was second only to Britt Burns in wins (12), strikeouts (109), and complete games (8), and tied for first with 32 starts. He also established his one-game strikeout high in 1980, whiffing 9 batters in a game on 2 different occasions. Richard made the jump into the major leagues in 1979 directly from the "AA" level.

MISCELLANEOUS - Richard possesses one of the best change-ups in the American League. He credits the late Fred Martin with teaching him that pitch in 1979. "I was trying to throw a change-up on the sidelines one day and he came over and said, 'That doesn't seem to be working, try this,' and he showed me a proper grip on the ball."

YEAR	CLUB	W-L	PCT.	ERA	G	GS	CG	SHO	SV	IP	H	R	ER	HR	HB	BB-I	SO	WP	BK
1977	Idaho Falls	4-5	.444	5.73	13	13	0	0	0	66	65	61	42	2	5	65-1	83	0	0
1978	Knoxville	11-10	.524	4.28	26	25	2	0	0	145	128	85	69	10	9	105-0	152	1	0
1979	Knoxville	9-9	.500	3.70	25	25	10	1	0	163	133	81	67	14	3	88-2	133	5	2
	WHITE SOX	2-0	1.000	3.75	5	5	1	1	0	24	28	13	10	0	0	6-0	13	0	0
1980	WHITE SOX	12-10	.545	4.27	33	32	8	0	0	198	185	105	94	20	6	87-2	109	6	2
1981	WHITE SOX	9-8	.529	3.77	24	24	5	4 ^{1/2}	0	141	145	67	59	13	4	49-0	73	3	2
1982	WHITE SOX	11-15	.423	3.84	34	31	3	1	0	196	219	97	84	19	5	73-4	109	2	0
A.L. TOTALS		34-33	.507	3.97	96	92	17	6	0	559	577	282	247	52	15	215-6	304	11	4
M.L. TOTALS		34-33	.507	3.97	96	92	17	6	0	559	577	282	247	52	15	215-6	304	11	4

Last complete game: 10/1/82 vs. Minnesota

Last shut-out: 9-4-82 vs. Texas

CARLTON ERNEST (PUDGE) FISK #72



POSITION: Catcher

AGE: 35

BORN: Bellows Falls, VT
12/26/47

HEIGHT/WEIGHT: 6-2, 220

BATS/THROWS: Right/Right

RESIDENCE: Lockport, IL

FAMILY: Married (Linda),
3 children
(Carlyn, b 9/26/70;
Carson, b 2/20/72;
Courtney, b 2/18/76)

ACQUIRED: Signed as a free agent
by White Sox March 10, 1981

1982 SEASON - "Steady" was the name of Carlton Fisk's game in 1982. The 11-year veteran appeared in 135 games for the Sox last year, the most
(Continued on next page)

(Fisk, cont.)

since 1978 with Boston (157 games), improved his season batting average slightly over 1981, and finished among team leaders in several key offensive departments. He was 3rd on the club in stolen bases (17), 4th in RBI's (65) and runs scored (66), and 5th in walks (46). In addition, the White Sox were 3rd in the American League in base runners thrown out attempting to steal, with a .408 percentage, thanks in great measure to Fisk. "Pudge" enjoyed an excellent second half, topped by a sizzling month of August when he batted .315 with 3 homers and 16 RBI's. In addition, he put together a 12-game hitting streak (July 26-Aug. 9), and hit safely in 23 of 25 games (July 26-Aug. 23) during the 2nd half. Carlton belted 2 homers in a game against Oakland June 7 at Comiskey Park to help the Sox erase a 5-0 deficit and win the game 7-6. He also drove-in 5 runs in one game against his former teammates, the Boston Red Sox, July 30, including a 3-run homer, to lead the Sox to a 9-6 win. Carlton hit a whopping .432 with 3 homers and 12 RBI's in 10 games vs. Boston in '82, and in 2 seasons against his former teammates, he owns a .433 average with 6 homers and 20 RBI's in 19 games. During the year, Carlton had, in addition to the 5-RBI game vs. Boston, a 4-RBI game (May 17 vs. Texas) and 6 3-RBI games. In mid-season, Carlton was voted the starting catcher on the 1982 American League All-Star Team, his 9th appearance in the mid-summer classic in 10 seasons. Carlton polled more votes than any other member of the '82 A.L. All-Star team (2,625,650), and in so doing, became the 8th catcher in baseball history to start 5 or more All-Star Games, and only the 4th in the American League in that category. "Pudge" and Cincinnati's Johnny Bench are the only 2 active catchers in the major leagues with as many All-Star starts.

CAREER - The signing of Carlton Fisk during spring training of 1981 was the first—and probably one of the most dramatic—player acquisition of the ownership of Jerry Reinsdorf and Eddie Einhorn. The White Sox opened the 1981 season April 10 at Fenway Park, Carlton's home park for 10 seasons, and in storybook fashion, he hit a 3-run homer in the 8th inning to lead Chicago to a 5-3 win over his old teammates. In the White Sox home opener 4 days later, Fisk added to the dramatics by slamming a grand slammer off Pete Vuckovich to boost the Sox to a 9-3 win over Milwaukee before a record home Opening Day crowd of 51,560. He had another dramatic home run day Sept. 27th at Oakland when he hit 2 homers in one game, one off a right-hander (Jeff Jones) and one off a lefty (Bob Owchinko). He hit .291 in the first half of 1981, with 29 RBI in 46 games. Carlton caught in more games than any other A.L. receiver in 1981 (95) and had the fewest passed balls-per-games-played by a regular (2); that figure represents the fewest passed balls in a season by a Sox catcher since Brian Downing was charged with only one in 1976. Dramatics aside, Fisk's experience and ability to help the Sox' talented, but young, pitching staff was probably of more value to Chicago than his bat. The '81 Sox mound corps finished 3rd in the American League with a team ERA of 3.47, 45 percentage points better than in 1980, and Sox pitchers gave Carlton much of the credit. At season's end, he was voted *The Sporting News*' "Silver Ball" award as the most productive receiver in the American League, and was named to the U.P.I. All-Star Team. Carlton re-established himself as an everyday catcher in 1980 after an injury plagued season in 1979. In 1980, he caught 115 games (5th most in the American League) and appeared in a total of 131 games (3 games at 1st, 3 at 3rd, 5 in left, and 5 as a "DH") to lead the Red Sox with 12 homers in Fenway Park. He also was charged with only 3 passed balls, least in the league for catchers in 100 or more games. Boston owned a 68-44 record in games when he started behind the plate in '80, Carlton recorded his 1,000th hit June 1, 1980 vs Milwaukee—it was a home run off Rickey Keeton in Boston. In 1977, he tied a major league record with only 4 passed balls in 151 games. Fisk holds the Boston team record for most home runs (26) and RBI's (102) by a catcher; he is also one of only 6 catchers in baseball history to score 100 runs and drive-in 100 in the same season (1977). He led all American League catchers in total chances in 1972, his rookie season, and won a "Gold Glove" and American League "Rookie of the Year" honors for his efforts. Carlton tied a major league record April 6, 1973 when he hit 2 home runs on Opening Day. His dramatic

(Continued on next page)

(Fisk, cont.)

12th inning, game-winning home run in Game #6 of the 1975 World Series has been voted one of the all-time great moments in baseball.

MISCELLANEOUS - When he came to the White Sox, Carlton reversed the number he wore in Boston for 10 years (#27) to get his White Sox uniform number because "that was the year my son Casey was born, was my rookie year in the majors, and represents a turn-around in my career." Fisk acquired the nickname "Pudge" as a youngster growing up in New England. Chosen number one in the 1967 winter free agent draft by Boston, he was MVP in baseball, basketball, and soccer at Charlestown (NH) High School before attending the University of New Hampshire. His brother, Calvin, was a catcher in the Baltimore organization, and outfielder Rick Miller is his brother-in law.

YEAR	CLUB	AVG	G	AB	R	H	TB	2B	3B	HR	RBI	GW										
												RBI	SH	SF	HB	BB	SO	SB	CS	E		
1967	Greenville	—IN MILITARY SERVICE—																				
1968	Waterloo	338	62	195	31	66	117	11	2	12	34	-	0	2	2	21	49	3	1	8		
1969	Pittsfield	243	97	309	38	75	129	18	3	10	41	-	1	1	7	33	60	2	0	22*		
	BOSTON	000	2	5	0	0	0	0	0	0	0	-	0	0	0	0	2	0	0	0		
1970	Pawtucket	229	93	284	43	65	121	18	1	12	44	-	1	1	5	42	66	6	5	7		
1971	Louisville	263	94	308	45	81	129	10	4	10	43	-	1	2	4	35	61	5	4	13		
	BOSTON	313	14	48	7	15	25	2	1	2	6	-	0	0	0	1	10	0	0	2		
1972	BOSTON	293	131	457	74	134	246	28	9 ^{HT}	22	61	-	1	0	4	52	83	15	2	15 ^{HT}		
1973	BOSTON	246	135	508	65	125	224	21	0	26	71	-	1	2	10	37	99	7	2	14*		
1974	BOSTON	299	52	187	36	56	103	12	1	11	26	-	2	1	2	24	23	5	1	6		
1975	BOSTON	331	79	263	47	87	139	14	4	10	52	-	0	2	2	27	32	4	3	8		
1976	BOSTON	255	134	487	76	124	202	17	5	17	58	-	3	5	6	56	71	12	5	12		
1977	BOSTON	315	152	536	106	169	279	26	3	26	102	-	2	10	9	75	85	7	6	11		
1978	BOSTON	284	157	571	94	162	271	39	5	20	88	-	3	6	7	71	83	7	2	17*		
1979	BOSTON	272	91	320	49	87	144	23	2	10	42	-	1	3	6	10	38	3	0	3		
1980	BOSTON	289	131	478	73	138	223	25	3	18	62	5	0	3	13*	36	62	11	5	11		
1981	WHITE SOX	263	96	338	44	89	122	12	0	7	45	5	1	5	12	38	37	3	2	6		
1982	WHITE SOX	267	135	476	66	127	192	17	3	14	65	4	4	4	6	46	80	17	2	5		
A.L. TOTALS		281	1309	4674	737	1313	2170	236	36	183	678	14	18	41	77	473	685	91	30	110		
M.L. TOTALS		281	1309	4674	737	1313	2170	236	36	183	678	14	18	41	77	473	685	91	30	110		

*Led League

Last HR: 9/11/82 @ Oakland

Last grand slam: 4/14/81 vs. Milwaukee (career: 3)

LEAGUE CHAMPIONSHIP SERIES RECORD

YEAR	CLUB, OPP.	POS.	AVG.	G	AB	R	H	2B	3B	HR	RBI
1975	Bos. vs. Oak.	C	.417	3	12	4	5	1	0	0	2

WORLD SERIES RECORD

YEAR	CLUB, OPP.	POS.	AVG.	G	AB	R	H	2B	3B	HR	RBI
1975	Bos. vs. Cin.	C	.240	7	25	5	6	0	0	2	4

ALL-STAR GAME RECORD

YEAR	CLUB, SITE	POS.	AVG.	AB	R	H	2B	3B	HR	RBI
1972	A.L., Atl.	C	.500	2	1	1	0	0	0	0
1973	A.L., K.C.	C	.000	2	0	0	0	0	0	0
1974	A.L., Pitt.									
			(selected, replaced due to injury)							
1976	A.L., Phil.	C	.000	1	0	0	0	0	0	0
1977	A.L., N.Y.	C	.000	2	0	0	0	0	0	0
1978	A.L., S.D.	C	.000	2	0	0	0	0	0	1
1980	A.L., L.A.	C	.000	2	0	0	0	0	0	0
1981	A.L., Cleve.	C	.333	3	1	1	0	0	0	0
1982	A.L., Mil.	C	.000	2	0	0	0	0	0	0
A.S.G. TOTALS			.125	16	2	2	0	0	0	1

GUIDE FOR HARD-TO-PRONOUNCE WHITE SOX NAMES

Juan Agosto (ah-GUST-oh)	Charley Lau (as in "allow")
Fernando Arroyo (ah-ROY-oh)	Ron LeFlore (lah-FLOOR)
Salome Barojas (SAHL-oh-may)	Jim Leyland (LEE-lund)
BAH-roh-has)	Greg Luzinski (lew-ZIN-ski)
Tony Bernazard (BURN-ah-zard)	Randy Martz (MAR-tz)
Keith Desjarlais (DAY-zhar-lay)	Steve Mura (as in "mural")
Bob Fallon (as in "pal"-on)	Tom Paciorek (pah-CHORE-ick)
Tim Hulett (HUGH-lit)	Rick Seilheimer
Ron Karkovice (CAR-koh-vice)	(SIGH-uhl-high-mur)
Ron Kittle (KIT-uh)	Jim Siwy (SEE-wee)
Jerry Koosman (KOOZ-mahn)	Pat Tabler (TAB-luhr)
Rusty Kuntz (COON-ts)	Raymundo Torres (TORE-ez)

POSITION: Infielder
AGE: 24, turns 25 July 30
BORN: Fort Walton Beach, FL
 7/30/58
HEIGHT/WEIGHT: 5-11, 168
BATS/THROWS: Right/Right
RESIDENCE: Wadsworth, OH
FAMILY: Single
ACQUIRED: From Chicago Cubs,
 with pitchers Dick
 Tidrow and Randy
 Martz, and infielder
 Pat Tabler, in
 exchange for pitchers Steve Trout and Warren Brusstar, Jan.
 26, 1983.



1982 SEASON - Scott Fletcher was among the hitting leaders in the American Association last year, batting .313 for the Iowa Oaks to finish 12th in the A.A. batting race. He finished 4th in the league in hits (157), and led the Oaks in sacrifice flies (14); his 90 runs scored ranked him second on the Iowa club in that department, and Scott was one of 28 batters in the American Association to hit a grand slam home run. In addition to his impressive offensive showing, he was also the 2nd best defensive shortstop in the American Association last season. He had a .957 fielding percentage, while leading the league in assists (357) and total chances (607). Following that outstanding season at Iowa, Fletcher was called-up to the Cubs Sept. 3, and began playing fulltime at shortstop for the Cubs after Larry Bowa injured a finger.

CAREER - Fletcher made his major league debut April 14, 1981, against Philadelphia, but after appearing in just 10 games was optioned back to Iowa until September. He finished the '81 season ranked 3rd in the American Association in fielding at shortstop (.952), while leading the league in putouts (222). The 1980 season was a banner one for Scott: he was the Texas League All-Star 2nd baseman, and was voted the league's "Most Popular Player" while leading the circuit in runs scored (111) and triples (11), and finishing 7th in the league's batting race with a .327 average. He led the league in defense at second base, with 354 putouts, 390 assists, and 112 double plays. In his rookie season, 1979, he was voted "Rookie-of-the-Year" in the New York/Penn League, after batting .310. He hit a grand slam home run in his first official "at bat" in the pros, in the opening game of the season, June 19.

MISCELLANEOUS - Following a stellar collegiate and high school career, Scott was signed by the Chicago Cubs in 1979. He had been the Cubs' first selection in the secondary phase of the June, 1979 Free Agent Draft. It was the 4th time Fletcher had been drafted by a major league organization; he was first drafted by the Dodgers in June of 1976, then by Oakland in January of 1978, and again by Houston in June of 1978. At Valencia (FL) Junior College he was named "Florida Junior College Player of the Year" and All-Florida Division II shortstop while setting a handful of team records. The following year at Georgia Southern College, he led his team to the NCAA Division I Atlantic Region tournament, by batting .413 in 61 games.

YEAR	CLUB	AVG	G	AB	R	H	TB	2B	3B	HR	RBI	GW		SH	SF	HB	BB	SO	SB	CS	E
												RBI	SH								
1979	Geneva	.310	67	261	59	81	111	12	3	4	43	-	1	2	5	56	29	10	3	16	
1980	Midland	.327	130	501	111	164	220	16	11	6	65	5	3	4	9	82	65	20	8	29	
1981	Iowa	.255	119	458	66	117	163	26	4	4	33	3	7	2	9	51	72	24	7	28	
	CHICAGO (NL)	.217	19	46	6	10	14	4	0	0	1	0	0	0	0	2	4	0	0	3	
1982	Iowa	.313	129	502	90	157	201	26	3	4	60	6	14	1	9	46	62	20	8	25	
	CHICAGO (NL)	.167	11	24	4	4	4	0	0	0	1	0	0	0	0	4	5	1	0	0	
N.L. TOTALS		.200	30	70	10	14	18	4	0	0	2	0	0	0	0	6	9	0	0	3	
M.L. TOTALS		.200	30	70	10	14	18	4	0	0	2	0	0	0	0	6	9	0	0	3	

LORENZO GRAY #27



POSITION: Infielder/Outfielder
AGE: 24, turns 25 April 4
BORN: Mound Bayou, MI 4/4/58
HEIGHT/WEIGHT: 6-1, 180
BATS/THROWS: Right/Right
RESIDENCE: Lynwood, CA
FAMILY: Single
ACQUIRED: Contract purchased from Edmonton (CAN.) Trappers July 5, 1982.

1982 SEASON - Lorenzo Gray enjoyed an outstanding season with the White Sox top farm club last year, his best in 7 professional seasons. Although playing 5 positions in all for the Edmonton (CAN.) Trappers of the Pacific Coast League (3rd base, 2nd base, left field, right field, designated hitter), he spent most of the season at 3rd. He finished 2nd in the P.C.L. batting race with a .358 average, and was named to the P.C.L. All-Star team for his efforts. Highlight of Gray's '82 season was a 40-game hitting streak in mid-year, the longest batting streak in all of pro baseball in '82. From May 6 through June 24 he hit safely in every game in which he appeared. On top of that he hit safely in 52 of 54 games in which he appeared from April 22 to June 24. When the White Sox were looking for some infield help in mid-season, Lorenzo's contract was purchased by the parent club July 5. He made his major league debut as a pinch runner July 8 vs. Detroit, and scored, then made his big league debut at third base July 9 in Toronto. Lorenzo was optioned back to Edmonton July 18, and completed the Trappers' season before returning to the White Sox Sept. 10.

CAREER - Gray has progressed steadily through the White Sox farm system. He began his pro career with the Sarasota (FL) White Sox of the Gulf Coast League in 1976, then split the 1977 season between Sarasota and the next rung up the ladder, the Appleton (WI) Foxes of the class "A" Midwest League. In his 2nd season at Sarasota, Lorenzo led Gulf Coast League third basemen in fielding percentage (.927) and putouts (51). He spent a full season at Appleton in 1978, where he enjoyed one of his best seasons in the minors as he batted .293 with 2 homers and 35 RBI's. Gray then played at Appleton and Knoxville in 1979 before being promoted to the White Sox "AA" farm club, the Glens Falls White Sox, in 1980 where he batted .288 with 6 homers and 28 RBI's. He began the 1981 season with Edmonton, but after hitting only .208 he went back to Glens Falls in mid-season and hit .271 with 4 homers and 26 RBI's.

MISCELLANEOUS - Gray was a standout football and baseball player at Lynwood (Cal.) High School; he was "Athlete-of-the-Year" his senior year and MVP and captain of his prep baseball team, as well as an all-conference football player. Both his baseball team and football team won conference championships during his prep career.

YEAR	CLUB	AVG	G	AB	R	H	TB	2B	3B	HR	GW		SF	HB	BB	SO	SB	CS	E	
											RBI	SH								
1976	Sarasota	.232	42	151	19	35	38	3	0	0	7	-	-	-	23	25	4	2	1	
1977	Appleton	.237	55	186	25	44	61	5	3	2	15	-	-	-	14	36	1	2	-	
	Sarasota	.276	51	170	37	47	57	3	4	0	26	-	-	-	21	21	9	1	11	
1978	Appleton	.293	100	317	49	93	77	13	3	3	35	-	-	-	30	54	29	5	4	
1979	Appleton	.313	17	67	24	21	31	4	0	2	8	-	-	-	12	8	18	1	1	
1980	Knoxville	.251	116	402	68	101	134	12	2	5	32	-	-	-	60	61	22	9	0	
1980	Glens Falls	.288	135	503	94	145	185	24	2	6	68	-	-	-	51	49	29	6	31	
1981	Glens Falls	.271	58	216	47	59	88	9	2	4	26	-	-	-	33	21	4	1	12	
	Edmonton	.208	35	101	17	21	27	3	2	0	5	-	-	-	14	13	5	0	8	
1982	Edmonton	.358	124	481	97	172	263	33	5	16	79	5	4	3	7	38	55	20	10	16
	WHITE SOX	.286	17	28	4	8	9	1	0	0	0	0	0	0	2	4	1	0	2	
A.L. TOTALS		.286	17	28	4	8	9	1	0	0	0	0	0	0	2	4	1	0	2	
M.L. TOTALS		.286	17	28	4	8	9	1	0	0	0	0	0	0	2	4	1	0	2	

JERRY WAYNE HAIRSTON

#17

POSITION: Outfielder
AGE: 31
BORN: Birmingham, AL
2/16/52
HEIGHT/WEIGHT: 5-10, 180
BATS/THROWS: Switch/Right
RESIDENCE: Ft. Worth, TX
FAMILY: Married (Esperanza),
3 sons
(Jerry Jr., b 5/29/76;
Justin, b 6/16/77; and
Scott, b 6/25/80)
ACQUIRED: From Mexico City
Reds of Mexican
League for cash Sept. 10, 1981



1982 SEASON - Jerry Hairston once again was "Mr. Reliable" off the bench for the White Sox. Time after time he came off the bench to provide key pinch-hits for the Sox. He finished the '82 season with 11 pinch-hits in 47 at-bats (.234), including a pair of pinch home runs and 9 RBI's, to be the Sox' top pinch-hitter in '82. Highlight of his season occurred July 8 at Comiskey Park, when he hit a 2-out, 2-run homer in the bottom of the 9th inning off Jerry Udjur to lead the Sox to a dramatic 3-2 come-from-behind victory. Hairston's other pinch homer came off Rick Langford of the A's to complete back-to-back homers with Carlton Fisk and lead the Sox to a 6-5 win June 8. The 2 pinch homers by Hairston just missed tying the team mark in that department; Oscar Gamble hit a club record 3 for the White Sox in 1977. Jerry's 47 pinch appearances led the American League (just ahead of Terry Crowley of Baltimore, who had 36 pinch appearances), and his 11 pinch hits tied for the most in the A.L. last season (with Jeff Burroughs of Oakland and Wayne Nordhagen of Toronto). Jerry also had 3 game-winning RBI's for the year.

CAREER - Jerry Hairston returned to the major leagues in 1981 after a 4-year absence to give the White Sox some added pinch-hit punch, and provided some immediate dividends. Making his first appearance Sept. 15, he successfully pinch-hit at Seattle in the 9th inning, and went on to hit safely in 3 of his first 4 games, for a .364 average (4-for-11). He capped his return to the majors the final day of the 1981 season by smacking a grand slam homer off Don Cooper of Minnesota, and driving-in 6 RBI's for the day—including the game winner in the 9th off Twins' relief ace Doug Corbett—to give the Sox a 13-12 win and clinch 3rd for them. Prior to being acquired by the White Sox, Hairston had his best season ever in the Mexican League, hitting .293 with 7 homers, 74 RBI's and 32 stolen bases in 123 games to lead the Mexico City Reds to the Mexican League championship. In addition, he chalked-up 123 walks against only 33 strike-outs in those 123 games. In the playoffs, Jerry hit .345, and set a new Mexican League playoff record with 17 RBI's. Hairston signed his first pro contract with the White Sox in 1970, and made his big league debut with the Sox in 1973. He spent 5 partial seasons with the Sox, appearing in anywhere from 44 to 69 games in each of those years. His best season was 1975 when he batted .283 and drove-in 23 runs. A real handyman, he was used as an outfielder, designated hitter, pinch hitter and bullpen catcher by the Sox. Jerry was acquired by the Pittsburgh Pirates June 13, 1977 for a cash consideration and finished the year with the Bucs, going to Mexico in 1978.

MISCELLANEOUS - Jerry is the son of White Sox scout and minor league instructor Sam Hairston Sr. Hairston's brothers John and Sam Jr. also played pro ball at one time. An all-star and captain of his Gardendale (AL) High School team, he attended Lawson State Junior College in Birmingham before signing a pro contract.

(Continued on next page)

(Hairston, cont.)

YEAR	CLUB	AVG	G	AB	R	H	TB	2B	3B	HR	RBI	GW		SH	SF	HB	BB	SO	SB	CS	E
												RBI	SH								
1970	Sarasota	.333	56	163	37	61	76	8	2	1	36	-	5	4	2	51	24	5	5	19	
1971	Appleton	.266	121	448	86	120	143	15	4	0	39	-	11	3	5	15	33	14	3	31	
1972	Knoxville	.292	132	459	82	134	201	19	9	10	64	-	1	6	3	61	74	10	7	27	
1973	Iowa	.347	84	274	51	95	152	18	6	9	85	-	1	4	3	61	40	7	4	7	
	WHITE SOX	.271	60	210	25	57	70	11	1	0	23	-	0	1	1	33	30	0	0	5	
1974	Iowa	.379	42	140	31	53	82	10	2	5	42	-	1	3	0	44	24	1	3	2	
	WHITE SOX	.229	45	109	8	25	32	7	0	0	8	-	3	0	0	13	18	0	2	2	
1975	Denver	.367	40	139	28	51	69	9	0	3	31	-	0	3	3	35	15	3	2	0	
	WHITE SOX	.283	69	219	26	62	70	8	0	0	23	-	6	2	1	46	23	1	0	6	
1976	Iowa	.289	94	325	53	94	139	24	3	5	64	-	4	1	0	58	41	8	8	5	
	WHITE SOX	.227	44	119	20	27	33	2	2	0	10	-	2	2	0	24	19	1	1	2	
1977	WHITE SOX	.306	13	26	3	8	10	2	0	0	4	-	0	0	0	5	7	0	0	0	
	PITTSBURGH	.192	51	52	5	10	18	2	0	2	6	-	0	1	0	6	10	0	0	1	
1978	Durango	.363	144	488	97	177	239	21	7	9	77	-	3	9	2	122	52	19	8	11	
1979	Durango	.354	128	427	87	151	219	22	5	12	66	-	4	4	2	113	34	12	11	6	
1980	Campache	.315	77	235	50	74	114	15	2	7	28	-	3	4	2	77	27	15	4	5	
1981	Mexico City	.296	123	536	74	118	160	14	6	7	73	10	4	9	1	122	33	24	15	6	
	WHITE SOX	.280	9	25	5	7	11	1	0	1	6	1	0	1	1	2	4	0	0	1	
1982	WHITE SOX	.233	85	90	11	21	41	5	0	5	18	3	1	3	0	9	15	0	0	0	
A.L. TOTALS		.259	325	798	98	207	267	36	3	6	92	4	12	9	3	132	116	2	3	16	
N.L. TOTALS		.192	51	52	5	10	18	2	0	2	6	0	0	1	0	6	10	0	0	1	
M.L. TOTALS		.255	376	850	103	217	285	38	3	8	98	4	12	10	3	138	126	2	3	17	

Last HR: 8/3/82 #2 @ New York

Last grand slam: 10/4/81 vs. Minnesota (career: 1)

KEVIN JOHN HICKEY #45



POSITION:	Pitcher
AGE:	27
BORN:	Chicago, IL 2/25/56
HEIGHT/WEIGHT:	6-1, 170
BATS/THROWS:	Left/Left
RESIDENCE:	Chicago
FAMILY:	Single
ACQUIRED:	Signed by White Sox as a free agent Aug. 18, 1977

1982 SEASON - The usual "sophomore jinx" did not plague Kevin Hickey in 1982. Rapidly becoming the "Mr. Excitement" of the White Sox, Hickey led the Sox' pitching staff with a 3.00 ERA in '82, and finished 2nd in appearances, with 60, just one short of Salome Barojas, and also finished 2nd to Barojas in the save department, with 6. After going winless in his first major league season, Kevin posted his first big league win on the first day of the 1982 season, silencing the Yankees over 1.2 innings of relief in the first game of a doubleheader at Yankee Stadium to gain the victory in a 7-6, 12-inning battle. Hickey put together a 3-month stretch when he did not yield a home run (April 24-July 24); he kept the ball in the park for 34 consecutive innings before Toronto's Jesse Barfield homered off on him. Kevin pitched exceptionally well in August, recording a 2-0 won-loss mark with a 1.74 ERA in 20.2 innings. He also did exceptionally well in his own backyard; at Comiskey Park he was 3-1 with one save in 47.1 innings last season.

CAREER - After but 3 seasons of pro ball under his belt, Kevin Hickey earned a spot on the Sox pitching roster in the spring training of 1981 as a short reliever, and filled an important role for the Sox. He made his major league debut April 14, 1981, and did not allow his first big league hit until his 4th appearance; he owned a perfect 0.00 ERA in a total of 6 appearances in April, and did not get charged with his first major league run until May 1st. Kevin finally chalked-up his first major league save June 8, against Toronto. In 1980, Kevin enjoyed his first winning season in pro ball, posting a 9-7 record for the Sox class "AA" Glens Falls, (NY) White Sox. More importantly, he was named winner of the "Silver Glove" award as the best fielding

(Continued on next page)

(Hickey, cont.)

pitcher in all of the minor leagues in 1980. He pitched 169 innings for the GlenSox, all as a starter, committing no errors and leading all Eastern League pitchers by taking part in 8 doubleplays.

MISCELLANEOUS - The Kevin Hickey "story" is that of a dream come true. He did not play baseball in high school, growing up on Chicago's Southside just a few blocks from Comiskey Park, in the city's Brighton Park area. Following graduation from high school, he went to work for a local steel company, and played 16-inch softball (a game peculiar to Chicago), leading his team, the "Bobcats", to the 1976 world 16-inch championship. Because of a change in shifts at the steel plant, Kevin was forced to give up the softball team and switched to playing weekends for the Markham Cardinals, a semi-pro baseball team. Invited to a White Sox summer try-out at Comiskey Park in 1978, he impressed Sox personnel enough to be offered a contract. Hickey graduated from Kelly High School on Chicago's Southside after also attending St. Rita High School in Chicago, alma mater of former Sox Pitcher Ed Farmer (now with Philadelphia) and Toronto pitcher Jim Clancy. An interesting sidenote to the "Hickey Story": Chicago SUN-TIMES columnist Mike Royko, a 16-inch softball player of some intensity, recalled facing Hickey in Kevin's 16-inch days, and sent a reporter to Chicago's City Hall to check Hickey's birth certificate, only to find that Kevin is a year older than he originally admitted. Kevin's response to the Royko expose: "Ask him about the time I hit 4 straight home runs off of him in Thillens Stadium!" (Thillens is a softball stadium on Chicago's Northside.) Kevin is the middle of 3 brothers; brothers Tom and Jim continue to play in 16-inch softball leagues around Chicago.

YEAR CLUB	W-L	PCT.	ERA	G	GS	CG	SHO	SV	IP	H	R	ER	HR	HB	BB-I	SO	WP	BK
1978 Paintsville	2-4	.333	4.00	9	7	3	0	0	36	37	19	16	2	0	23-1	24	2	3
1979 Appleton	5-10	.333	3.57	29	15	4	0	3	121	122	64	48	2	3	71-3	100	5	5*
1980 Glens Falls	9-7	.563	4.31	26	26	5	2	0	169	184	92	81	20*	4	73-2	80	6	6*
1981 WHITE SOX	0-2	.000	3.65	41	0	0	0	3	44	36	22	18	3	1	18-5	17	1	0
1982 WHITE SOX	4-4	.500	3.00	60	0	0	0	6	78	73	32	26	4	2	30-1	38	0	0
A.L. TOTALS	4-6	.400	3.24	101	0	0	0	9	122	111	54	44	7	3	48-6	55	1	0
M.L. TOTALS	4-6	.400	3.24	101	0	0	0	9	122	111	54	44	7	3	48-6	55	1	0

MARC KEVIN HILL #7

POSITION: Catcher
AGE: 31
BORN: Elsberry, MO 2/18/52
HEIGHT/WEIGHT: 6-3, 215
BATS/THROWS: Right/Right
RESIDENCE: Clearwater, FL
FAMILY: Married (Cheri), 2 sons
 (Kevin, b 11/17/74;
 Kyle, b 6/21/79).
ACQUIRED: Signed as a free agent
 Feb. 12, 1981



1982 SEASON - Marc Hill is acknowledged as one of the best back-up catchers in baseball, but beyond that his presence and experience on a team adds what amounts to another coach on the staff. He made 27 starts for the Sox last year, giving Carlton Fisk an occasional rest, and batted .261 in 53 total appearances, committing only one error over that entire stretch. Marc appeared in his 500th career game May 21 against the Cleveland Indians and celebrated by belting a 2-run homer to lead the Sox to a 3-2 victory. He also had his first 3-hit game in the American League August 3 at Yankee Stadium, and narrowly missed a 4th hit in the 9th inning when Dave Collins of the Yankees robbed him of that opportunity with a spectacular catch in center field. Hill shot down 7 of 16 would-be base stealers for a 44 percentage in that department, best on the Sox catching staff. Marc was the starting catcher in the Sox' shortest game of the year, that a 2:05

(Continued on next page)

(Hill, cont.)

contest at Minnesota on the final day of the 1982 season (Oct. 3). He also drove-in 3 runs in that game, his best one-game performance of the season in the RBI department.

CAREER - Playing behind Carlton Fisk and Jim Essian in 1981, Marc was a member of what was described as the best catching corps in baseball, but that fact, combined with the shortened season, limited his playing time. He impressed Manager Tony La Russa enough, that the Sox felt comfortable in trading Essian to Seattle in exchange for Tom Paciorek after the end of the '81 season. Marc appeared in only 15 games in 1981, and in those few appearances pinch-hit 3 times, caught 14 times, played first base once and third base once. Characteristic of his nature, he agreed to be optioned to the Sox' minor league club at Glens Falls, (NY) late in August (Aug. 15-Sept. 1) to help the club with a numbers problem on the big league roster. At Glens Falls, he appeared in 2 games, going 3-for-7 (.429). The San Francisco Giants' regular catcher 3 seasons in a row (1977, '78, and '79), Marc began the 1980 season as a back-up receiver, and then after appearing in only 17 games for the Giants he was acquired on waivers by the Seattle Mariners June 20. A broken left wrist, suffered July 24 in a collision at homeplate with John Stearns of the Mets, cut the '79 season short for him. In his 63 games for the Giants in '79, Marc committed only 3 errors and led all San Francisco catchers in caught-stealing percentage, gunning down 28 would-be base stealers. Hill spent a total of just over 5 years in the San Francisco organization, after 5 seasons in the St. Louis Cardinals system. He was signed by the Cardinals in 1970, and made his major league debut with them Sept. 28, 1973 at the age of 21. In that game, he caught a 2-hit shut-out against Philadelphia. Hill was named to all-star teams at 3 different levels of minor league play enroute to the majors.

MISCELLANEOUS - Marc was born and raised just 50 miles from Busch Stadium in St. Louis. An all-stater in baseball and basketball, he was the first athlete in the history of Lincoln County (MO) High School to win letters in 3 sports (baseball, basketball, track) in his sophomore year. His father, Edward, was a pitcher in the St. Louis Browns' organization in the 40's. In the off-season, Marc works with his father in the home-building business.

YEAR	CLUB	GW																			
		AVG	G	AB	R	H	TB	2B	3B	HR	RBI	RBI	SH	SF	HB	BB	SO	SB	CS	E	
1970	Sarasota	.192	28	78	6	15	18	3	0	0	6	-	2	0	0	8	27	0	1	2	
1971	Cedar Rapids	.232	87	272	21	63	77	9	1	1	27	-	4	2	2	25	74	0	1	8	
1972	St. Petersburg	.247	124	421	34	104	142	12	1	8	55	-	1	1	1	39	91	1	1	15	
	Modesto	.333	7	24	2	8	10	1	0	0	4	-	0	0	1	0	3	0	0	0	
1973	Arkansas	.241	122	403	41	97	147	19	2	9	49	-	4	4	3	42	75	0	2	6	
	Tulsa	.414	9	29	4	12	22	1	0	3	8	-	0	0	0	1	9	0	0	0	
	ST. LOUIS	.000	1	3	0	0	0	0	0	0	0	-	0	0	0	1	1	0	0	0	
1974	Tulsa	.278	96	327	46	91	151	16	1	14	58	-	5	1	1	31	67	0	0	9	
	ST. LOUIS	.238	10	21	2	5	6	1	0	0	2	-	0	0	0	4	5	0	0	0	
1975	SAN FRANCISCO	.214	72	182	14	39	58	4	0	5	23	-	1	3	0	25	27	0	0	2	
1976	SAN FRANCISCO	.183	54	131	11	24	38	5	0	3	15	-	2	2	1	10	19	0	1	1	
1977	SAN FRANCISCO	.250	108	320	28	80	117	10	0	9	50	-	3	7	0	34	34	0	1	6	
1978	SAN FRANCISCO	.243	117	358	20	87	113	15	1	3	15	-	2	3	0	26	25	0	1	9	
1979	SAN FRANCISCO	.207	63	169	20	35	47	3	0	3	15	-	2	3	0	26	25	0	1	3	
1980	SAN FRANCISCO	.171	17	41	1	7	9	2	0	0	0	0	0	0	0	7	0	0	0	2	
	SEATTLE	.229	29	70	8	16	26	2	1	2	9	1	1	0	0	3	10	0	0	1	
1981	WHITE SOX	.000	16	6	0	0	0	0	0	0	0	0	0	0	0	0	1	0	0	0	
	Glens Falls	.429	2	7	1	3	3	0	0	0	3	0	0	0	0	2	0	0	0	0	
1982	WHITE SOX	.261	53	68	9	23	34	2	0	3	13	0	2	1	1	6	13	0	0	1	
A.L. TOTALS		.238	97	164	17	39	60	4	1	5	22	1	3	1	1	9	24	0	0	2	
N.L. TOTALS		.226	442	1225	96	277	388	40	1	23	141	0	11	15	2	145	157	1	5	23	
M.L. TOTALS		.228	539	1389	113	316	448	44	2	28	163	1	14	16	3	154	181	1	5	25	

Last HR: 9/23/82 @ Seattle

Last grand slam: None

WHITE SOX ALL-TIME HITTING STREAKS

A Chicago White Sox player had the longest consecutive game hitting streak in the American League in each of the following years:

1916	Eddie Collins	20	1955	Orestes Minoso	23
1943	Guy Curtwright	26	1960	Roy Sievers	21
1950	Chico Carrasquet	24	1963	Pete Ward	18
1953	Sam Mele	22	1967	Ken Berry	20

DEWEY LaMARR (LaMARR) HOYT #31

POSITION: Pitcher
AGE: 28
BORN: Columbia, SC 1/1/55
HEIGHT/WEIGHT: 6-1, 222
BATS/THROWS: Right/Right
RESIDENCE: Columbia
FAMILY: Married (Sylvia)
ACQUIRED: From New York Yankees, along with outfielder Oscar Gamble and pitcher Bob Polinsky and cash, in exchange for shortstop Bucky Dent April 5, 1977



1982 SEASON - LaMarr Hoyt had, without question, the finest season of his professional baseball career in 1982 and at the same time may have finally established himself as a bonafide major league starting pitcher. Hoyt not only led the American League in victories (19) last year, but he led the Sox pitching staff in most every department, and set one new Sox team record while tying another. He led the Sox staff in wins, starts (32), complete games (14), innings pitched (239.2), and strike outs (124), while tying for the team leadership in shutouts (2). His 3.53 ERA was tops among Sox starters. But all that aside, LaMarr wrote himself into the White Sox record book by winning his first 9 decisions in a row. In so doing, he set a new Sox team record for consecutive wins over 2 seasons (14), and tied the club record—which had stood for 65 years—for consecutive wins at the start of the season (9). The original record of 9-in-a-row was set by "Lefty" Williams at the start of the 1917 season. It was a crazy season for Hoyt; he opened the '82 season as the Sox' short right-handed relief specialist, and won his first 3 decisions in a row in relief (all against Baltimore), and then the schedule gave him a shot to start April 27th at Milwaukee. He allowed one earned run on just 4 hits for an 11-2 victory, and appeared only once in relief the remainder of the season. His string of consecutive wins was finally snapped May 29th at Cleveland, when he lost a 5-2 decision to the Indians. He struggled a little in mid-season, but bounced back in the last month to win 4 of his last 6 decisions of the year, including his last 3 in a row. In addition to leading the A.L. in victories, his 14 complete games ranked 4th in the league. Hoyt had an even more amazing string than his others ended this past year. When he dropped a 5-4 decision to the Oakland A's June 9 at Comiskey Park it marked the first defeat of his career at his home park after 16 consecutive home field victories. That loss remained a rare one for Hoyt; overall at home in 1982, he was 13-3 with a 3.52 ERA and 7 complete games, giving him a lifetime Comiskey Park record of 23 wins against only 3 losses.

CAREER - LaMarr posted a composite record of 18-6 for the Sox in the 1981 and '80 seasons (a .750 winning percentage), as well as tying for the team lead with 10 saves in '81. Hoyt set a personal career high with 43 appearances in 1981, and it appeared he would be the Sox' right-handed short relief specialist in 1982—but that was before Salome Barojas and Hoyt's own brilliant starting performance. Hoyt had been a starter most of his minor league career, but during the winter of 1978-'79 Manager Tony La Russa, then manager of the Sox' minor league club at Knoxville, advised Hoyt that the fastest route to the major leagues was as a reliever. He began working in relief in 1979, and made his big league debut with the White Sox that same season. Working both in relief and as a starter in 1980, he won 5 of his last 6 decisions of the season as he established himself in the majors. The 1980 season was one of "firsts" for Hoyt; after opening the year at Iowa, he was called up June 17 and posted his first big league win in his first

(Continued on next page)

(Hoyt, cont.)

appearance—on that date—at Cleveland. He made his first major league start July 26 at Texas and pitched his first big league complete game for a 4-3 win. In his short major league career, LaMarr has established a couple of favorite foes; he owns a career record of 4-0 against Milwaukee with a 2.84 ERA in 19 innings; his best ERA is a career 1.69 mark vs. Detroit in 16 innings. Signed by the Yankees to his first pro contract in June of 1973, he was told he was being groomed to replace "Catfish" Hunter of the Yankee staff after the 1976 season when he was 15-8 with a 2.50 ERA for the Yankee farm club at West Haven. Shortly thereafter, he was acquired by the White Sox. He struggled his first season in the White Sox system, but finally turned it around in 1978, leading the Midwest League with 18 wins.

MISCELLANEOUS - Hoyt prefers his middle name, "LaMarr." His father, a former minor league pitcher is also named Dewey LaMarr Hoyt. "He was always called 'Dewey' and I've always been 'LaMarr,'" he said. After hitting 34 homers in 20 games as a Little Leaguer, Hoyt decided to switch to pitching as a sophomore in high school. He hurled a no-hitter in his first season as a pitcher, and went on to letter in 3 sports at Keenan High School in Columbia (SC). His senior year he was captain of both his prep football and baseball teams and an all-stater in baseball.

YEAR	CLUB	W-L	PCT.	ERA	G	GS	CG	SHO	SV	IP	H	R	ER	HR	HB	BB-I	SO	WP	BK
1973	Johnson City	6-6	.500	3.91	12	12	5	1	0	76	73	44	43	3	4	40-1	58	8	0
1974	Ft. Lauderdale	13-4	.765	2.40	23	23	5	0	0	161	143	66	43	2	9	60-4	77	4	3
1975	Ft. Lauderdale	2-1	.667	4.50	7	3	1	1	0	26	24	14	13	2	1	8-0	12	1	0
	West Haven	2-4	.333	3.07	8	8	3	0	0	44	45	25	15	0	3	13-3	22	2	0
1976	West Haven	15-8	.652	2.50	25	25	14	4	0	180	169	66	50	6	8	46-6	103	5	1
1977	Knoxville	4-13*	.235	4.23	25	14	6	0	1	132	160	70	62	9	1	35-1	67	9	3
	Iowa	1-2	.333	7.20	6	6	0	0	0	25	30	20	20	6	1	9-0	14	0	0
1978	Appleton	18-4*	.818*	2.90	28	27*	13	3	0	189	187*	74	61	9	7	60-3	115	7	0
1979	Iowa	1-4	.200	4.60	9	7	1	0	1	43	50	29	22	5	0	24-0	27	3	0
	Knoxville	9-5	.643	2.96	37	0	0	0	12	82	80	29	27	5	4	35-2	60	0	0
	WHITE SOX	0-0	.000	0.00	2	0	0	0	0	3	2	0	0	0	0	0-0	0	0	0
1980	Iowa	5-2	.714	2.90	18	4	0	0	2	62	61	22	20	2	2	22-2	36	0	0
	WHITE SOX	9-3	.750	4.58	24	13	3	1	0	112	123	66	57	8	3	41-3	55	3	0
1981	WHITE SOX	9-3	.750	3.57	43	1	0	0	10	91	80	40	36	10	3	28-1	60	3	0
1982	WHITE SOX	**19-15	.559	3.53	39	32	14	2	0	239	248	104	94	17	2	48-3	124	4	0
A.L. TOTALS		37-21	.638	3.77	108	46	17	3	10	446	453	210	187	35	8	117-7	239	10	0
M.L. TOTALS		37-21	.638	3.77	108	46	17	2	10	446	453	210	187	35	8	117-7	239	10	0

*Led League **Tied for league lead

Last complete game: 10/3/82 @ Minn. Last shutout: 8/14/82 vs. N.Y.

TIMOTHY CRAIG (TIM) HULETT #21



POSITION: Infielder
AGE: 23
BORN: Springfield, IL 1/12/60
HEIGHT/WEIGHT: 6-0, 185
BATS/THROWS: Right/Right
RESIDENCE: Springfield, IL
FAMILY: Married (Linda)
ACQUIRED: Signed as free agent with Glens Falls May 28, 1980.

1982 SEASON - Tim Hulett enjoyed his best professional season last year with the Glens Falls (N.Y.) White Sox. He was not only named to the Eastern League All-Star team, but also selected as the best second baseman in all of "AA" ball last season by BASEBALL AMERICA Magazine. The GlenSox everyday second baseman, he led the Eastern League in runs scored (113), while belting a career high 22 home runs and driving-in a career high 87 runs. Why the sudden offensive surge? "In 1981, I was the man of 1,000 (batting) stances. Last spring training (Sox batting coach) Charlie Lau gave me one stance to work from as a base." Of his sudden success? "I really didn't expect it," he said, with a measure of understatement.

(Continued on next page)

(Hulett, cont.)

ment. And of his performance in the field, his Glens Falls teammates are lavish in their praise. Shortstop J.B. Brown: "He turns the double play better than anybody I've ever seen." Veteran pitcher (now a coach in the Sox organization) Bill Atkinson: "He's got good range, a decent arm, and he's good at turning two (outs)."

CAREER - In 1981, Hulett made only 16 errors in 134 games as the Glens Falls' regular second baseman, and Sox Manager Tony La Russa, touring the minor league organization, said after watching Tim in action, "He is ready to play defensively in the major leagues right now." Offensively, his 27 doubles were the second best total on the GlenSox team for the season. He began his pro career in 1980 at Glens Falls, but played both at the "AAA" level and the "A" level before the year was out.

MISCELLANEOUS - A native of Springfield, IL, Tim was selected in the first round of the secondary phase of the January, 1980 Free Agent Draft, the 3rd player in the country to be taken in that draft. He attended the University of South Florida and Miami Dade North Community College; at U.S.F. he set a new school record with 19 doubles in one season, and at Miami Dade North he set a new school season mark with 14 homers, breaking a record previously set by Pat Putnam of the Seattle Mariners. At Springfield's Lanphier High School, Tim played basketball, football, and baseball, and led the city conference in hitting, home runs and stolen bases all 4 years of his prep career.

YEAR	CLUB	AVG	G	AB	R	H	TB	2B	3B	HR	RBI	GW		SH	SF	HB	BB	SO	SB	CS	E
												RBI	SH								
1980	Glens Falls	.174	6	23	2	4	4	0	0	0	0	-	0	0	0	3	5	0	1	0	2
	Iowa	.260	3	8	1	2	2	0	0	0	0	-	0	0	0	0	0	1	0	0	3
	Appleton	.259	79	278	49	72	124	11	1	13	47	-	0	3	3	34	56	5	4	17	17
1981	Glens Falls	.227	134	437	59	99	158	27	1	10	55	3	1	4	3	64	86	0	3	16	16
1982	Glens Falls	.271	140	536*	113*	145	249	28	5	22	87	8	1	6	3	95	135	1	8	21	21

*Led league

JAMES LESTER (JIM) KERN #67

POSITION: Pitcher
AGE: 33, turns 34 March 15
BORN: Gladwin, MI 3/15/49
HEIGHT/WEIGHT: 6-5, 205
BATS/THROWS: Right/Right
RESIDENCE: Arlington, TX
FAMILY: Married (Jan), 2 sons
(Jason, b 3/30/73;
Ryan, b 9/26/77).
ACQUIRED: From Cincinnati Reds
Aug. 23, 1982 in
exchange for
outfielder Leo Garcia
and infielder Wade Rowdon.



1982 SEASON - The White Sox acquired Jim Kern in August of last season in an effort to boost their shot at the 1982 division title. It wasn't to be, but that certainly was not Kern's fault. A little rusty upon first arriving at Comiskey Park, he soon worked out the kinks and collected 3 saves and 2 wins in 13 appearances for the Sox. He started one game when the Sox' starting staff was in a bind, the 2nd game of a doubleheader at Comiskey Park September 27 vs. Seattle, and performed so well, the Sox staff toyed with the idea of converting him to a starting role. That start was his first since June 5th, 1980 vs. Kansas City. In last September's start, Jim went 6.1 innings, allowing just one run on 4 hits to collect the win in the Sox' 4-1 victory. Kern's best relief job of the season for the Sox occurred September 21 at Seattle's Kingdome when he went 4.2 innings, giving-up only one run while fanning 5. Jim opened the 1982 season with the Cincinnati Reds, and

(Continued on next page)

(Kern, cont.)

although his won-loss record for them was only 3-5, he owned a 2.84 ERA in 76 innings in his National League stint. For the season, he made a total of 63 appearances, pitching a combined 104 innings, with a composite record of 5-6, with 5 saves and an overall 3.46 ERA for the year. Kern actually began the 1982 calendar year as a member of the New York Mets (the Texas Rangers traded him to New York Dec. 11, 1981, in exchange for 2nd baseman Doug Flynn and pitcher Dan Boitano), but the Mets sent him on to Cincinnati prior to the start of the '82 season (he went to the Reds along with pitcher Greg Harris and catcher Alex Trevino Feb. 10, 1982, in exchange for outfielder George Foster). Kern and the Reds became disenchanted with each other shortly after midseason, and Jim, aware of the Reds' neatness code, began to sprout a beard. "The beard," he said, "was to expedite my departure."

CAREER - Kern has enjoyed an impressive and often spectacular career as a short relief specialist. He was the best relief pitcher in the American League in 1979, winning both the "Relief-Man-of-the-Year" and "Fireman-of-the-Year" awards with the Texas Rangers after posting a 13-5 won-loss record, 29 saves, and a 1.57 ERA. Jim and former New York Yankee relief starter Sparky Lyle (who was with the Sox briefly last season) were the Rangers' bullpen for 2 seasons, where they were known as "Craziness, Inc." for their famous off-the-field hijinx. Kern suffered an off-year in 1980 because of a neck injury, and spent the 1981 season pitching himself back into form. After a stint with Wichita of the American Association on rehabilitative option, Kern returned to the Rangers Aug. 11 and made 16 appearances for them through the end of the season, recorded a win, 5 saves, and a 1.50 ERA. Prior to his arrival in Texas, Kern spent 5-plus seasons with the Cleveland Indians, amassing a total of 28 wins and 46 saves in 166 relief appearances. Kern has been throwing his blazing fastball past hitters ever since he began his pro career at Rock Hill in 1968. He recorded 776 whiffs in 733 innings of minor league ball averaging 9.5 strike outs per 9 innings, before making it to the majors to stay in 1975. He was the American Association "Pitcher-of-the-Year" in 1974 with Oklahoma City. In 736 major league innings, through the end of the 1982 season, Jim owns 625 career K's, a ration of 7.6 per 9 innings pitched.

MISCELLANEOUS - To put it mildly, Kern is an individualist. He has been credited (or charged) with a long list of practical jokes during his career. A former teammate once described him as "a cross between Bill Walton and Ichabod Crane," but Kern has been quoted as describing himself as the Great Emu, prompting baseball writer Phil Hersh of the CHICAGO SUN-TIMES to quip "Loon might be more accurate." Jim says, however, that all of that is behind him. "It's time for me to find a place where I might have a future; I'm happy to be someplace where I can show what I can do." "That," wrote Hersh, "may mean off the field, as well as on it."

YEAR	CLUB	W-L	PCT.	ERA	G	GS	CG	SHO	SV	IP	H	R	ER	HR	BB-I	SO	WP	BK	
1968	Rock Hill	0-3	.000	6.75	12	5	-	-	-	25	29	30	21	3	0	26-0	25	5	
	Sarasota	4-4	.500	3.80	12	4	-	-	-	45	44	32	19	0	3	32-0	48	2	
1969								(in the military)											
1970	Reno	0-0	.000	6.00	4	4	-	-	-	15	9	12	10	0	3	20-0	20	4	
	Sumter	5-6	.455	4.88	14	13	2	-	-	72	57	47	39	3	3	70-0	71	25	
1971	Reno	7-9	.438	6.57	24	22	2	1	-	100	99	91	73	7	6	100-0	109	27	
1972	Elmira	3-11	.214	4.33	22	14	5	-	-	2	104	87	55	50	4	4	73-2	90	6
1973	San Antonio	11-7	.611	2.98	25	25	5	-	-	186	130	76	55	1	8	129-3	182	13	
1974	Oklahoma City*	17-7	.708	2.52	25	25	14	1	-	189	139	63	53	3	7	104-0	220	17	
	CLEVELAND	0-1	.000	4.80	4	3	1	-	-	15	16	9	8	1	0	14-1	11	0	
1975	Oklahoma City	1-1	.500	6.28	3	3	-	-	-	14	12	10	10	0	2	11-1	11	0	
	CLEVELAND	1-2	.333	3.75	13	7	-	-	-	72	60	31	30	5	5	45-3	55	3	
1976	CLEVELAND	10-7	.588	2.36	50	2	-	-	-	15	118	91	38	31	2	5	50-7	111	6
1977	CLEVELAND	8-10	.444	3.42	60	-	-	-	-	18	92	85	39	35	3	6	47-8	91	4
1978	CLEVELAND	10-10	.500	3.08	58	-	-	-	-	13	99	77	36	34	4	3	58-7	95	5
1979	TEXAS	13-5	.722	1.57	71	-	-	-	-	29	143	99	35	25	5	2	62-6	136	5
1980	TEXAS	3-11	.214	4.83	38	1	-	-	-	2	63	65	38	34	4	2	45-10	40	3
1981	TEXAS	1-2	.333	2.70	23	-	-	-	-	6	30	21	10	9	-	1	22-3	20	1
	Wichita*	0-0	.000	0.00	2	2	-	-	-	6	2	0	0	0	0	0	5-0	6	0
1982	CINCINNATI	3-5	.375	2.84	50	-	-	-	-	2	76	61	27	24	3	2	48-14	43	9
	WHITE SOX	2-1	.667	5.14	13	1	-	-	-	3	28	20	16	16	3	-	12-0	23	2
A.L. TOTALS		48-49	.495	3.03	330	14	1	0	86	660	534	252	222	27	24	355-45	582	29	
N.L. TOTALS		3-5	.375	2.84	50	0	0	0	2	76	61	27	24	3	2	48-14	43	9	
M.L. TOTALS		51-54	.486	3.01	380	14	1	0	88	736	595	279	246	30	26	403-59	625	38	

Last complete game: 9/6/74 vs. Bil.

*On rehabilitative option.

Last shutout: none

(Continued on next page)

(Kern, cont.)

ALL-STAR GAME RECORD

YEAR	CLUB, SITE	W-L	ERA	G	GS	CG	SHO	SV	IP	H	R	ER	BB	SO
1977	A.L., N.Y.	0-0	0.00	1	0	0	0	0	1.0	0	0	0	0	0
1978	A.L., S.D.	0-0	0.00	1	0	0	0	0	0.2	1	0	0	1	1
1979	A.L., Sea.	0-1	6.74	1	0	0	0	0	2.2	2	2	2	3	3
A.S.G. TOTALS		0-1	4.50	3	0	0	0	0	4.1	3	2	2	4	4

RONALD DALE (RON) KITTLE #42

POSITION: Outfielder
AGE: 25
BORN: Gary, IN 1/5/58
HEIGHT/WEIGHT 6-4, 200
BATS/THROWS: Right/Right
RESIDENCE: Gary
FAMILY: Single
ACQUIRED: Signed as a free agent
by White Sox Sept. 4,
1978



1982 SEASON - There is nothing left for Ron Kittle to do—at the minor league level, at least. As baseball people like to say, "He did it all" last year with the Edmonton (CAN.) Trappers of the Pacific Coast League. Kittle was named "Minor League Player-of-the-Year" after compiling the best set of hitting statistics of any player in pro baseball, and that covers a lot of ground. He led the P.C.L. with 50 home runs and 144 RBI's, but despite batting .345, missed the Triple Crown. The P.C.L. "MVP" and All-Star also led the league in slugging percentage (.729) with 50 homers, 10 triples, 22 doubles, and 91 singles for 365 total bases. His 1982 stats gave him a 2-season total of 90 home runs, 246 RBI's, and a composite .336 batting average for 236 games. The young slugger's Herculean home run hitting feats uncovered several interesting statistics: He is one of only 5 pro players to hit 50 or more home runs in one season over the past 20 years (the last major leaguer to do it was George Foster of Cincinnati in 1977 when he slammed 52); only 5 pro hitters in the last 25 years have had back-to-back seasons of 40 or more homers (the last major leaguer to accomplish that feat was Mike Schmidt of Philadelphia, with 45 in 1979 and 48 in 1980) and Ron is only the second pro player in the last 25 seasons to have hit 40 or more homers, driving-in 140 or more runs, and hit .300 or better (the only other batter was Steve Bilko of the Los Angeles Angels of the Pacific Coast League in 1957 when he hit 56 homers, had 140 RBI's, and hit an even .300). To make the story even more incredible, Kittle accomplished his feats this past season in spite of missing 2 weeks in mid-June (15 games) because of bone chips in his right thumb. Ron was called-up to the Sox in September, and made his big league debut Sept. 2 at Comiskey Park against the Texas Rangers. He made his first major league start Sept. 4 vs. the same Rangers, and collected his first major league hit by lashing a double down the left field line. Ron recorded his first major league home run Oct. 2 in Minnesota's MetroDome, off the Twins' Frank Viola, and wound-up with 7 RBI in 29 at-bats for the month, 13 of those as a pinch hitter.

CAREER - Kittle was also named "MVP" of a league the previous season, 1981, when he slammed 40 home runs and drove-in 102 runs to lead the Eastern League in both those departments, as well as hitting .324, narrowly missing that league's Triple Crown because of a rules technicality. Ron actually had the highest batting average in the Eastern League among batters with enough at-bats to qualify for the batting crown. However, another batter who did not own enough at-bats, had his average "adjusted" to nose Kittle out by 5 percentage points. Ron was the best of a bumper

(Continued on next page)

(Kittle, cont.)

crop of home run hitters at Glens Falls that season; the GlenSox hit more homers than any other team in pro ball in 1981 (179), and Kittle single-handedly accounted for nearly one quarter of those himself. In addition, he led the league with 269 total bases and finished second in runs scored with 97. His outstanding 1981 season came on the heels of a promising 1980 season when he hit .316 in 61 games at Appleton and was named to the Midwest League All-Star team, and then promoted to Glens Falls, where he hit .308 in 17 games. But things were not always so rosy for the Gary, IN native. Signed to his first pro contract by the Dodger organization in 1977, he hit poorly both that season and the next, and he said, "My right arm felt like it was partially paralyzed." After many fruitless tests and examinations, his problems were diagnosed as a pinched nerve in his neck, traced to a pair of crushed vertebrae. The cause of the injury remains a mystery to him. "I guess somewhere along the line, sliding into home or something, I damaged my neck." He underwent spinal fusion surgery in 1978 and was in a neck brace for 4 months. The Dodgers, thinking his baseball career over, released him. Then, in September of 1978, while he was working as an iron construction worker, former Sox great Billy Pierce arranged a special try-out for him at Comiskey Park. Injuries continued to haunt him in 1979; he missed a month of the season with torn tendons in a thumb, but tenacity on his part and patience on the White Sox' part has begun to pay dividends.

MISCELLANEOUS - Kittle graduated from William Wirt High School (Gary IN) after lettering in 3 sports. He was an all-state basketball player in a state noted for outstanding prep cage teams. Kittle is the first White Sox player to receive the "Minor League Player-of-the-Year" award since 1963, when Don Buford won it after batting .336 for Indianapolis of the American Association. Tom Paciorek of the White Sox won the honor in 1972 while with Albuquerque, the Dodgers' "AAA" farm club.

YEAR	CLUB	AVG	G	AB	R	H	TB	2B	3B	HR	RBI	GW		SH	SF	HB	BB	SO	SB	CS	E
												RBI	SH								
1977	Clinton	.189	22	53	9	10	14	4	0	0	3	1	1	1	1	1	8	23	1	0	0
	Leffbridge	.250	34	100	22	25	49	3	0	7	21	1	1	0	0	11	32	3	0	0	8
1978	Clinton	.143	13	35	2	5	9	2	1	0	4	0	0	0	0	1	14	1	1	1	1
1979	Knoxville	.274	53	157	28	43	72	9	1	6	26	0	1	4	12	47	0	1	5	5	5
	Appleton	.258	35	120	18	31	42	3	1	2	12	0	0	0	15	46	0	0	1	1	1
1980	Appleton	.316	61	209	31	66	123	15	3	12	56	0	4	8	20	47	0	2	0	0	0
	Glens Falls	.308	17	65	11	20	37	3	1	4	9	0	0	1	4	14	0	0	3	3	3
1981	Glens Falls	.324	109	389	97	126	269	17	3	40	102	10	0	1	7	80	107	0	1	3	3
1982	Edmonton	.345	127	472	121	163	355	22	10	50	144	12	0	3	10	74	109	5	3	8	8
	WHITE SOX	.241	20	29	4	7	12	2	0	1	7	1	0	0	0	3	12	0	0	0	0
A.L. TOTALS		.241	20	29	4	7	12	2	0	1	7	1	0	0	0	3	12	0	0	0	0
M.L. TOTALS		.241	20	29	4	7	12	2	0	1	7	1	0	0	0	3	12	0	0	0	0

*Led League

Left HR 10/2/82 @ Minnesota

Last grand slam: none

JEROME MARTIN (JERRY) KOOSMAN #36



POSITION: Pitcher
AGE: 39
BORN: Appleton, MN 12/23/43
HEIGHT/WEIGHT: 6-2, 225
BATS/THROWS: Right/Left
RESIDENCE: Chaska, MN
FAMILY: Married (LaVonne), 3 children (Michael, b 10/12/67; Shawn, b 11/12/69; and Danielle, b 3/19/71)
ACQUIRED: From Minnesota Twins, in exchange for infielders Ivan Mesa and Ron Perry, outfielder Randy Johnson, and cash August 30, 1981

1982 SEASON - The plan, going into last season, was for Jerry Koosman to be a left-handed reliever for the White Sox. Weather intervened right off
(Continued on next page)

(Koosman, cont.)

the top, and after an unprecedented snowfall in early April postponed the Sox opener a half-dozen times, Jerry was the Sox' Opening Day pitcher, starting the first game of a doubleheader at Yankee Stadium. The Sox won that game 7-6 in 12 innings, and after one more start, Koosman found himself in the bullpen, according to plan. However, it became apparent by mid-season that Koosman's place was in the starting rotation, and he was returned there July 10 to face Toronto. The Sox won that game 6-5, although Jerry did not get credit for the win, but in the 2nd half of 1982 he became the backbone of the Sox starting corps, chalking up a 9-4 record, with a 3.41 ERA over the remainder of the season. He won 9 of his last 11 decisions of the year, topped-off by a 5-1 record in September. His 11 season wins tied him for 3rd best on the Sox staff, and his 42 games, 3 saves, 173.1 innings, and 88 strike outs all ranked 4th on the Sox staff. In a most important category, Koosman gave-up only 9 homers for the season, tying him with Dennis Lamp for the fewest allowed by a Sox pitcher on a staff that was the only one in the American League to yield less than 100 homers in 1982.

CAREER - Koosman is carving himself a notch in baseball history. Only 4 pitchers active in the American League last season have more career wins than Jerry: Gaylord Perry (307), Jim Palmer (263), Tommy John (237), and Luis Tiant (229). He is 46th on the all-time major league win list (9th among all active pitchers), and his 2,269 career strike out total ranks him 27th on the all-time whiff list (also 9th among active pitchers). He enters the 1983 season just 34 strike outs behind San Francisco Giant great Juan Marichal. Jerry recorded his 2,000th strike out June 3, 1980 when he fanned Boston's Dwight Evans. A starter most of his major league career, the Minnesota Twins converted him to short relief at the start of the 2nd half of the 1981 season, and he chalked-up 5 saves in 7 appearances. After joining the White Sox, he worked both relief and as a spot starter in '81. A native of the Minneapolis-St. Paul area, Koosman spent 2½ seasons with the Twins after a little more than 11 seasons with the New York Mets. During that period he was a member of the "Amazin' Mets" who won the World Series in 1969. He appeared in 2 National League Championship Series and 2 World Series, all with the Mets, and owns a combined, perfect 4-0 record in post season play, including 2 wins over the Baltimore Orioles in the '69 Series. With Minnesota, Koosman tied the club all-time one-game strike-out record June 23, 1980 when he fanned 15 Kansas City batters in Minnesota. In 1983, Jerry is entering his 16th season in the major leagues.

MISCELLANEOUS - A 2-time National League All-Star pitcher (1968-'69), Koosman was signed by the New York Mets in 1965. He made his major league debut with the Mets in 1968 and recorded a brilliant rookie season, setting Mets club one-season records for wins (19), ERA (2.08), and shut-outs (7) to be named National League "Rookie Pitcher-of-the-Year." Earned a line in baseball trivia books by becoming the first pitcher in New York Mets history to win a season opener, beating San Francisco 3-0 (That game also marked his first big league win and shut-out). Jerry has won 20 or more games twice in his major league career (21-10 in '76 with Mets, 20-13 in '79 with the Twins). He attended the University of Minnesota.

YEAR CLUB	W-L	PCT.	ERA	G	GS	CG	SHO	SV	IP	H	R	ER	HR	NB	BB-I	SO	WP	BK
1965 Greenville	5-11	.313	4.71	27	14	3	1	0	107	101	70	56	6	8	56-1	126	11	1
Williamsport	0-2	.000	3.75	2	2	0	0	0	12	11	7	5	0	1	15-0	11	0	0
1966 Auburn	12-7	.632	1.38	24	19	12	1	0	170	109	43	26	8	1	43-1	174	3	0
1967 Jacksonville	11-10	.600	2.42	25	22	14	1	0	178	137	60	48	1	0	46-0	183	3	0
NEW YORK (NL)	0-2	.000	6.14	9	3	0	0	0	22	22	17	15	3	0	19-4	11	0	1
1968 NEW YORK (NL)	19-12	.613	2.08	35	34	17	7	0	264	221	72	61	16	8	69-7	176	6	0
1969 NEW YORK (NL)	17-9	.654	2.28	32	32	16	6	0	241	187	66	61	14	4	66-11	180	7	2
1970 NEW YORK (NL)	12-7	.632	3.14	30	29	5	1	0	212	169	87	74	22	2	71-14	118	7	3 ⁰⁰
1971 NEW YORK (NL)	6-11	.353	3.04	26	24	4	0	0	166	160	66	56	12	1	51-4	96	7	0
1972 NEW YORK (NL)	11-12	.478	4.14	34	24	4	1	1	163	155	81	75	14	6	52-7	147	9	0
1973 NEW YORK (NL)	14-15	.483	2.84	35	35	12	3	0	263	234	93	83	18	4	76-6	156	2	0
1974 NEW YORK (NL)	15-11	.577	3.36	35	35	13	0	0	265	258	113	99	16	7	85-7	188	8	1
1975 NEW YORK (NL)	14-13	.519	3.41	36	34	11	4	2	240	234	106	91	19	4	99-6	173	7	7 ⁰⁰
1976 NEW YORK (NL)	21-10	.677	2.70	32	34	17	3	0	247	205	81	74	19	1	66-7	200	3	1
1977 NEW YORK (NL)	8-29 ⁰⁰	.268	3.49	32	32	6	1	0	227	195	102	88	17	4	81-6	192	2	4
1978 NEW YORK (NL)	3-16	.167	3.75	38	32	3	0	2	235	221	110	98	17	8	84-11	100	5	1
1979 MINNESOTA	20-13	.606	3.36	37	36	10	2	0	264	268	106	99	19	3	83-4	157	2	1
1980 MINNESOTA	16-13	.552	4.04	38	34	8	0	2	243	252	119	109	24	5	69-5	149	2	1

(Continued on next page)

(Kosman's record, cont.)

YEAR CLUB	W-L	PCT.	ERA	G	GS	CG	SHO	SV	IP	H	R	ER	HR	HB	BB-I	SO	WP	BK
1981 MINNESOTA	3-9	.250	4.21	19	13	2	1	5	94	98	49	44	8	0	34-7	55	1	1
WHITE SOX	1-4	.200	3.33	8	3	1	0	0	27	27	10	10	3	0	7-0	21	1	0
1982 WHITE SOX	11-7	.611	3.84	42	19	3	1	3	173	194	81	74	9	2	38-3	88	4	2
A.L. TOTALS	51-46	.526	3.82	144	105	24	4	10	791	835	367	336	62	10	231-19	470	10	5
N.L. TOTALS	140-137	.505	3.09	376	346	108	26	5	2545	2281	994	875	187	49	821-92	1799	66	20
M.L. TOTALS	191-183	.511	3.27	520	451	132	30	15	3336	3116	1361	1211	249	59	1052-111	2269	76	25

Last complete game: 9/1/82 vs. Cleveland

(1) Tied for league title

Last shutout: 9/1/82 vs. Cleveland

LEAGUE CHAMPIONSHIP SERIES RECORD

YEAR	CLUB, OPP.	W-L	ERA	G	GS	CG	SHO	SV	IP	H	R	ER	BB	SO
1969	N.Y. vs. Atl.	0-0	11.57	1	1	0	0	0	4.2	7	6	6	4	5
1973	N.Y. vs. Cin.	1-0	2.00	1	1	1	0	0	9.0	8	2	2	0	9
L.C.S. TOTALS		1-0	5.27	2	2	1	0	0	13.2	15	8	8	4	14

WORLD SERIES RECORD

YEAR	CLUB, OPP.	W-L	ERA	G	GS	CG	SHO	SV	IP	H	R	ER	BB	SO
1969	N.Y. vs. Balt.	2-0	2.04	2	2	1	0	0	17.2	7	4	4	4	9
1973	N.Y. vs. Cin.	1-0	3.12	2	2	0	0	0	8.2	9	3	3	7	8
W.S. TOTALS		3-0	2.39	4	4	1	0	0	26.1	16	7	7	11	17

ALL-STAR GAME RECORD

YEAR	CLUB, SITE	W-L	ERA	G	GS	CG	SHO	SV	IP	H	R	ER	BB	SO
1968	N.L., Hous.	0-0	0.00	1	0	0	0	0	0.1	0	0	0	0	1
1969	N.L., Wash.	0-0	0.00	1	0	0	0	0	1.2	1	0	0	0	1
A.S.G. TOTALS		0-0	0.00	2	0	0	0	0	2.0	1	0	0	0	2

DENNIS PATRICK LAMP #53



POSITION: Pitcher
AGE: 30, turns 31 Sept. 23
BORN: Los Angeles, CA 9/23/52
RESIDENCE: Evanston, IL
HEIGHT/WEIGHT: 6-3, 210
BATS/THROWS: Right/Right
FAMILY: Married (Janet), a daughter (Hillary, b 3/20/80)
ACQUIRED: From the Chicago Cubs, in exchange for Ken Kravec, March 28, 1981

1982 SEASON - Once again in 1982, Dennis Lamp was indispensable in his dual role of starting pitcher and relief pitcher. He opened the season bouncing back and forth between the bullpen and the starting rotation, and was 4-0 as a starter over the first 6 weeks of the season. Placed more-or-less permanently in the bullpen in August, Dennis appeared in 12 games in relief, posting 4 saves, a win, and a 2.67 ERA in 16 innings. He was returned to the starting rotation August 31, and finished the year by posting a 3-1 record in September and October. His 11 wins matched a personal one-season high for him, and tied him for 3rd on the Sox staff. Dennis was also 3rd on the staff in games (44), saves (5), and innings (189.2). He and Jerry Kosman each allowed just 9 homers for the season to share the honor of giving-up the fewest homers on the Sox staff. Lamp had 2 shutouts during '82 (to tie him for first on the club with LaMarr Hoyt), and both of them were against Detroit. He blanked the Tigers July 7th at Tiger Stadium on only 5 hits for a 7-0 win, then 12 days later whitewashed them again, this time at Comiskey Park (July 19th), on 7 hits, for a 6-0 victory. The Tigers have been Dennis' favorite foes in his 2 seasons in the American

(Continued on next page)

(Lamp, cont.)

League; he is 3-0 against them with a 1.20 ERA in 30 innings pitched.

CAREER - Lamp, who was also "Mr. Versatility" for the White Sox in his first season with the White Sox, came within a whisker of winning the American League's ERA title in 1981. He was among the A.L.'s ERA leaders in the final days of the season; and it wasn't until his final outing of the year that he dropped out of first place, finally finishing 3rd with a 2.41 mark, by far the best personal one-season ERA of his major league career. Dennis also came within an eyelash of pitching a no-hitter in 1981; Aug. 25th at County Stadium in Milwaukee, he pitched 8 innings of no-hit ball against the Brewers before Robin Yount poked a dying quail double into short left-center field to lead-off the 9th inning. Dennis then settled for a one-hitter, the second of his major league career (the other occurred June 9, 1978 vs. the San Diego Padres), and a 5-1 win over Milwaukee. A steady performer all season long, Lamp was particularly effective on the road for the Sox, compiling a 5-0 record and a 1.95 ERA away from Comiskey Park. Lamp signed his first pro contract with the Chicago Cubs in 1971, and made his major league debut with them in 1977 after a stand-out season with the Cubs' "AAA" class farm club at Wichita; with the Aeros he was 11-4 with a 2.94 ERA and led the American Association with fewest walks-per-innings-pitched, 23 in 129 innings. One note about Lamp's major league debut: he singled in his first 2 at-bats in the National League. In 1978, Dennis owned the lowest ERA of any Cub starter and his season was capped by the one-hit effort against San Diego June 9 at Wrigley Field; on 4 occasions during the '78 season, the Cubs were shut-out when Dennis was the starting pitcher. In his 4½ seasons in the minor leagues, Lamp was named to all-star teams twice, in 1973 in the Midwest League, and again in 1977 in the American Association.

MISCELLANEOUS - A California native, Dennis was a standout baseball and basketball player at St. John Bosco High School in Bellflower, CA. As a senior, he won 13 of 15 decisions, and struck-out 127 batters in 94 innings. As a youngster, he participated in Little League, Pony League, Colt League, and American Legion baseball programs. Dennis is also an excellent mimic, a talent he uses to entertain teammates.

YEAR CLUB	W-L	PCT.	ERA	G	GS	CG	SHO	SV	IP	H	R	ER	HR	HB	BB-I	SO	WP	BK
1971 Caldwell	1-2	.333	6.46	14	8	0	0	0	46	51	39	33	3	2	32-0	43	5	0
1972 Bradenton	7-2	.778	1.93	14	6	3	1	0	70	56	20	15	0	4	21-1	56	4	0
1973 Quincy	6-4	.600	2.63	13	13	2	1	0	89	67	32	26	6	5	29-0	71	4	0
Midland	2-4	.333	4.69	9	7	3	0	0	48	54	29	25	7	1	11-0	23	1	0
1974 Key West	1-5	.200	1.47	8	6	3	0	0	49	39	15	8	1	1	14-1	20	2	0
Midland	1-1	.500	4.65	24	0	0	0	0	60	70	36	31	4	3	22-5	42	4	0
1975 Midland	7-5	.583	3.34	37	9	5	7	0	127	112	52	47	7	5	54-7	71	8	0
1976 Wichita	8-14*	.364	4.06	30	25	6	0	0	153	182	94	69	15	6	52-10	98	7	0
1977 Wichita	11-4	.733*	2.94	20	17	6	2	0	129	116	54	42	8	4	23-1	52	0	1
CHICAGO (NL)	0-2	.000	6.30	11	3	0	0	0	30	43	21	21	3	2	8-4	12	0	1
1978 CHICAGO (NL)	7-15	.318	3.29	37	36	6	3	0	224	221	96	82	16	4	56-8	73	2	2
1979 CHICAGO (NL)	11-10	.524	3.51	38	32	6	1	0	200	223	96	78	14	5	46-9	86	1	0
1980 CHICAGO (NL)	10-14	.417	5.19	41	37	2	1	0	203	259	123*	117*	16	1	82-7	83	10	0
1981 WHITE SOX	7-6	.538	2.41	27	10	3	0	0	127	103	41	34	4	1	43-1	71	4	1
1982 WHITE SOX	11-8	.579	3.99	44	27	3	2	5	189	206	96	84	9	6	59-3	78	5	0
A.L. TOTALS	18-14	.563	3.36	71	37	6	2	5	316	309	137	118	13	7	102-4	149	9	1
N.L. TOTALS	28-41	.406	4.08	127	108	14	5	0	657	746	336	298	49	12	192-28	254	13	3
M.L. TOTALS	46-55	.455	3.85	198	145	20	7	5	973	1055	473	416	62	19	294-32	403	22	4

Last complete game: 7/19/82 @ Detroit

*Led League

Last shutout: 7/19/82 @ Detroit

DID YOU KNOW...

In 1971, White Sox pitcher Wilbur Wood made 14 starts with only two days rest, winning 8 of those games and losing only 4; he tossed 11 complete games of those 14 and his ERA was 1.86 over that span.

On May 9, 1975, pitcher Jim Kaat set a new White Sox record when he won his 12th consecutive game; Kaat started the streak Sept. 4, 1974. It surpassed the previous club record of 11 straight, originally established by John D. Rigney in 1939 and equalled by Gary Peters in 1963.

RUDY KARL LAW #11



POSITION: Outfielder
AGE: 26
BORN: Waco, TX 10/7/56
HEIGHT/WEIGHT: 6-1, 165
BATS/THROWS: Left/Left
RESIDENCE: Los Angeles, CA
FAMILY: Married (Evelyn)
ACQUIRED: From Los Angeles, in exchange for pitcher Burt Geiger and outfielder Cecil Espy, March 30, 1982.

1982 SEASON - Employed primarily as a utility outfielder the first half of the year, Rudy earned the starting center field and lead-off slot July 1, and was nothing short of sensational in that role. He led the Sox in batting (.318) and stolen bases (36) and tied for 2nd on the club with 8 triples. In addition, his .362 on-base percentage was 3rd on the club. Rudy stole 18 consecutive bases without getting caught from June 16 to August 30, and his bat positively sizzled during the second half of 1982 as he hit .328 to lead the club by a wide margin. Law hit his first American League homer May 8th in Detroit to help the Sox to a 7-4 win, and at Tiger Stadium July 21, he went 3-for-7 with 2 doubles and 2 RBI's to lead the Sox to a 9-3 victory. Law recorded the team's '82 season high for runs scored in one game, when he crossed homeplate 4 times in the Seattle Kingdome Sept. 23.

CAREER - Rudy spent the entire 1981 season with the Albuquerque (NM) Dukes, the Dodgers "AAA" farm club, where he was the sparkplug of the team, batting .335 for the year, and stealing 56 bases. He had a 15-game batting streak for the Dukes that year, and had 9 3-hit games, including the Pacific Coast League championship game vs. Tacoma September 6. Law made his major league debut with the Los Angeles Dodgers in 1980, opening the season with them. He hit .341 in spring training that year, and .329 in the month of April for the Dodgers. It looked like Rudy might be a long-time Dodger fixture, but in mid-season he suffered a batting slump and did not play regularly the 2nd half of the '80 season (although still setting a new Dodger rookie record for stolen bases, with 40). Law made his big league debut with the Dodgers in September of 1978, after batting .312 for the Dukes, appearing in his first major league game Sept. 12 vs. San Francisco. And here's one for the books: Rudy picked-up his first 3 major league hits in the same game, Sept. 28, 1978 vs. Cincinnati.

MISCELLANEOUS - Passed over in the June, 1975 Free Agent Draft by every major league organization, Rudy was signed as a free agent by the Dodgers late that summer. He hit .300 and stole 24 bases his senior year at Ravenswood High School in East Palo Alto, CA. Rudy's boyhood hero was Willie Davis (Law wore #3 with the Dodgers, Davis' old number). Prior to Law setting the Dodger rookie record with 40 stolen bases, the record was held by Dave Lopes (36, 1973).

YEAR	CLUB	AVG	G	AB	R	H	TB	2B	3B	HR	GW									
											RBI	RBI	SH	SF	HB	BB	SO	SB	CS	E
1976	Bellingham	.335	54	161	40	54	66	7	1	1	16	-	0	1	-	21	20	19	4	2
1977	Lodi	.386	122	451	124	174	233	22	5	9	88	-	3	1	1	64	53	37	11	6
1978	Albuquerque	.312	138	573	118	179	230	21	9	4	72	-	2	5	1	66	38	79	20	10
	LOS ANGELES	.250	11	12	2	3	3	0	0	0	1	-	0	0	0	1	2	3	1	0
1979	Albuquerque	.296	72	270	46	80	88	4	2	0	28	-	2	4	1	46	27	33	9	3
1980	LOS ANGELES	.260	128	388	55	101	117	5	4	1	23	4	3	1	3	23	27	40	13	3
1981	Albuquerque	.335	107	397	75	133	167	16	9	0	39	6	7	3	0	48	27	56	17	5
1982	WHITE SOX	.318	121	336	55	107	147	15	8	3	32	1	3	1	0	23	41	36	10	6
A.L. TOTALS		.318	121	336	55	107	147	15	8	3	32	1	3	1	0	23	41	36	10	6
N.L. TOTALS		.260	139	400	57	104	120	5	4	1	24	4	3	1	3	24	29	43	14	3
M.L. TOTALS		.287	260	736	112	211	267	20	12	4	56	5	6	2	3	47	70	79	24	9

*Led League

Last HR: 8/4/82 #2 @ New York

Last grand slam: None

POSITION: Infielder
AGE: 26, turns 27, Oct. 1
BORN: Boise, ID 10/1/56
HEIGHT/WEIGHT: 6-2, 185
BATS/THROWS: Right/Right
RESIDENCE: Provo, UT
FAMILY: Married (Sharon), 2 children (Timothy, b 11/6/78, Natalie, b 7/10/82).
ACQUIRED: From Pittsburgh, in exchange for pitchers Ross Baumgarten and Claude "Butch" Edge, March 21, 1982.



1982 SEASON - An 11th hour acquisition last spring training, Vance Law was the Sox' regular shortstop by the midway point of the '82 season. He had appeared in only 35 games by the All-Star break, mostly as a late-inning defensive replacement at 2nd base, 3rd, or shortstop, or as a pinch hitter. However, a combination of a good performance, and some continuing defensive woes saw him promoted to the everyday line-up by July 7th, and in the 2nd half of the season he appeared in 79 of the Sox final 80 games. He hit .273 and drove in 45 runs during the 2nd half, the 3rd best batting average on the club after the All-Star break. In a 10-day period from Aug. 7-16, Vance drove in 10 runs in 9 games; in addition, he had a pair of 7-game hitting streaks (July 23-29, Aug. 10-16) and June 26, he hit his first major league home run, off veteran Gaylord Perry, in Seattle. Vance especially liked Comiskey Park in which to hit: he batted .314 with a pair of homers and 22 RBI's. Defensively, Vance had some rough sledding in mid-season when he sometimes played 2nd base, 3rd base, and shortstop in the same game. But once installed regularly at shortstop, he settled in, and made only 3 miscues in his final 31 games of the season.

CAREER - Vance opened the 1981 season with the Pirates, and moved into the starting line-up when Phil Garner was sidelined with a shoulder injury, but he struggled with the bat, hitting only .156 (7-for-45) when he was optioned down to Portland for the remainder of '81 on May 11. With the Portland Beavers he batted .277 the rest of the way. He made his major league debut June 1, 1980 with the Pittsburgh Pirates, and collected a double off Tom Hausman of the Mets in his first game. Signed to his first pro contract in 1978, he made it to "AAA" the very next season, hitting .310 in 131 games for Portland.

MISCELLANEOUS - Vance is the 3rd son of former Pittsburgh "Cy Young Award" winning pitcher Vern Law, who is the Sox' pitching coach at their "AAA" affiliate, the Denver Bears. Both Vance and his father are active in the Mormon Church (Vern is an elder in the Mormon Church). The "V's" have it in the Law family: Vance's mother's name is VaNita, and his 4 brothers are Veldon, Veryl, Vaughn, and Varlin, while his sister's name is VaLynda. Oh yes, the family used to have a pooch named Victor.

YEAR	CLUB	AVG	G	AB	R	H	TB	2B	3B	HR	GW											
											RBI	RBI	SH	SF	HB	BB	SO	SB	CS	E		
1978	Bradenton	.333	1	3	1	1	1	0	0	0	0	0	0	0	0	0	0	0	0	0	0	0
	Salem	.319	60	213	48	68	101	13	7	2	30	-	3	2	2	41	41	3	5	22		
1979	Portland	.310	131	448	62	139	177	16	8	2	52	-	14	2	2	47	69	8	4	22		
1980	Portland	.295	95	339	59	100	148	23	5	5	54	4	8	1	4	43	33	9	5	14		
	PITTSBURGH	.230	25	74	11	17	23	2	2	0	3	1	1	0	0	3	7	2	0	3		
1981	Portland	.277	88	310	55	86	133	14	9	5	43	7	5	1	1	47	41	8	4	9		
	PITTSBURGH	.134	30	67	1	9	11	0	1	0	3	1	1	1	0	2	15	1	1	0		
1982	WHITE SOX	.281	114	359	40	101	138	20	1	5	54	4	7	5	1	26	46	4	2	25		
A.L. TOTALS		.281	114	359	40	101	138	20	1	5	54	4	7	5	1	26	46	4	2	25		
N.L. TOTALS		.184	55	141	12	26	34	2	3	0	6	2	2	1	0	5	22	3	1	3		
M.L. TOTALS		.254	169	500	52	127	172	22	4	5	60	6	9	6	1	31	68	7	3	28		

Last HR: 9/23/82 @ Seattle

Last grand slam: None



POSITION:	Outfielder
AGE:	34, turns 35 June 16
BORN:	Detroit, MI 6/16/48
HEIGHT/WEIGHT:	6-0, 200
BATS/THROWS:	Right/Right
RESIDENCE:	Sarasota, FL
FAMILY:	Married (Sara), 2 children (Ronald Jr., b 10/22/80, and Georgia Elizabeth, b 12/22/81)
ACQUIRED:	Selected #11 by White Sox in November, 1980 Re-Entry Draft

1982 SEASON - The year 1982 is not one that Ron LeFlore will remember with any relish. He began the season as the Sox' regular center fielder, and in the first half of the year hit .290 in 68 games, with 4 home runs, 22 RBI's, and a club-leading 23 stolen bases. April 27th at Milwaukee County Stadium he hit the first grand slam home run of his career (off Jim Slaton) to lead the Sox to an 11-2 win over the Brewers. And May 7th at Tiger Stadium, he swiped 3 bases in one game. However, defensive lapses (he had 8 errors by mid-season) created problems for him, and he opened the 2nd half of the season being platooned with Rudy Law. By mid-August, he was being used only as a pinch runner or pinch hitter, and made only one start after August 18. He appeared in just 33 games the second half, including only one in September. Ron's troubles began right after the All-Star break, Sunday, July 18, when he arrived late for a game at Milwaukee County Stadium and was subsequently suspended 3 days without pay. The season culminated unhappily for LeFlore when he was arrested by police Sept. 30 at his Chicago apartment on charges of unlawful possession of a controlled substance and unregistered firearms. The outcome of those charges is not expected to be finalized until sometime this summer. Oct. 1, he was suspended for the final 3 games of the season, in the wake of those charges.

CAREER - LeFlore's first season with the White Sox was 1981, and although his batting average fell off, he swiped 36 bases in the shortened season to finish 3rd in the American League in that department. That total was also the most thefts by a Sox runner in 15 seasons (outfielder Tommie Agee stole 44 bases for the Sox in 1966). Ron spent the entire '81 season in left field, returning to center in 1982 following the departure of Chet Lemon to Detroit. Ron is the only player in major league history to lead both leagues in stolen bases for a season; in 1980 he swiped 97 bases in 116 attempts for the Montreal Expos, and he stole 68 bases for the Detroit Tigers in 1978 to lead the American League that season. In order to win the base-stealing title in the National League in '80, Ron had to steal 2 bases on the final day of the season to edge out Pittsburgh's Omar Moreno, who had 96 for the year. Ron goes into the 1983 season only 56 stolen bases behind the White Sox' all-time leader in that department, Luis Aparicio (506). LeFlore came into his own as a star in 1976 when he scored 93 runs and stole 58 bases and was elected to the American League All-Star Team. He also put together a 30-game hitting streak in '76, the longest streak in the A.L. in 26 years prior to that season, and the longest streak in Detroit in 42 years.

MISCELLANEOUS - The LeFlores suffered a tragedy Jan. 16, 1983 when their infant son, John Christopher, died of Sudden Infant Death Syndrome; he had been born Nov. 28, 1982. The Ron LeFlore story is well-known by this time: he did not play baseball in high school, but learned to play in a recreational program at Southern Michigan Prison (Jackson, MI). His

(Continued on next page)

(LeFlore cont.)

abilities came to the attention of the Detroit Tigers, who signed him to a pro contract July 2, 1973. He went from prison to a Detroit farm club, and played in only 134 minor league games before making his major league debut July 31, 1974. Ron and Detroit sportswriter Jim Hawkins collaborated on a book about his prison experience titled "Break-Out," which was published in 1978. His story was also the subject of a made-for-television movie.

YEAR/CLUB	AVG	G	AB	R	H	TB	2B	3B	HR	RBI	GW		SH	SF	HB	BB	SO	SB	CS	E
											RBI	SH								
1973 Clinton	.277	32	65	10	18	22	1	0	1	8	-	0	0	1	6	26	2	0	1	
1974 Lakeland	.339	93	386	79	131	174	11	7	8	38	-	1	2	2	37	70	42	4	12	
Evansville	.235	9	34	5	8	12	1	0	1	3	-	0	0	0	4	9	3	1	0	
DETROIT	.260	59	254	37	66	82	8	1	2	13	-	0	2	3	13	58	23	9	11	
1975 DETROIT	.258	136	550	66	142	191	13	6	8	37	-	4	2	2	33	139	28	20	9	
1976 DETROIT	.316	135	544	93	172	223	23	8	4	39	-	5	1	2	51	111	56	20	11	
1977 DETROIT	.325	154	652	100	212	310	30	3	3	57	-	1	4	4	37	121	39	19	11	
1978 DETROIT	.297	155	666	126	198	270	30	12	12	62	-	1	5	4	65	104	68*	16	11	
1979 DETROIT	.300	148	600	110	180	249	22	10	9	57	-	0	2	0	52	95	78	14	3	
1980 MONTREAL	.257	139	521	95	134	189	21	11	4	39	4	2	1	1	62	99	97*	19	11	
1981 WHITE SOX	.246	82	337	46	83	101	10	4	0	24	3	1	2	1	28	70	36	11	7	
1982 WHITE SOX	.287	91	334	58	96	131	15	4	4	25	3	0	1	0	22	81	28	14	12	
A.L. TOTALS	.292	960	3937	636	1149	1557	151	55	55	314	6	12	19	16	301	789	358	124	75	
N.L. TOTALS	.257	139	521	95	134	189	21	11	4	39	4	2	1	1	62	99	97	19	11	
M.L. TOTALS	.288	1099	4458	731	1283	1746	172	66	59	353	10	14	20	17	363	888	455	143	86	

*Led league

Last HR: 6/22/82 vs. Minnesota

Last grand slam: 4/27/82 @ Milwaukee (career-1)

ALL-STAR GAME RECORD

YEAR	CLUB	SITE	POS.	AVG.	AB	R	H	2B	3B	HR	RBI
1976	A.L.	Phil.	OF	.500	2	0	1	0	0	0	0

GREGORY MICHAEL (BULL) LUZINSKI #19

POSITION: Outfielder
AGE: 32
BORN: Chicago, IL 11/22/50
HEIGHT/WEIGHT: 6-1, 225
BATS/THROWS: Right/Right
RESIDENCE: Medford, NJ
FAMILY: Married (Jean),
 2 Children (Kimberly
 Ann, b 4/3/70;
 Ryan, b 8/22/73)
ACQUIRED: Contract purchased by
 White Sox from
 Philadelphia March 30,
 1981



1982 SEASON - Once again in 1982 the Sox offense was keyed around Greg Luzinski, and he responded. "The Bull" turned-in one of the better years of his stellar career. He batted .292, 3rd on the club among the regulars, 27 points better than 1981, and his best one-season average since 1977 (when he batted .309). He was among the team leaders in almost every offensive department: he led the Sox in on-base percentage (.391), the 6th best percentage in the American League, and walks (89), which tied him for 6th in the A.L. In addition, he was 4th on the club in runs

(Continued on next page)

DID YOU KNOW...

Lu Blue holds the all-time Chicago White Sox record for most times reached first base safely in one season. In 1931, in 155 games, he had 179 hits, 127 walks and was hit by a pitch 3 times for a total of 309 times reaching base. The major league record is 379 times by Babe Ruth in 1923.

(Luzinski, cont.)

scored (87), 3rd in home runs (18), and 2nd in RBI's. His RBI total was his best production since the '77 season with Philadelphia when he drove across 130. Luzinski started 159 games last year (all but 3), and established a whole raft of new team "DH" records, including: most starts (156), most at-bats (580), runs scored (87), doubles (37), and RBI's (102). "Bull" passed a couple of milestones during the '82 season: he clouted his 250th career homer May 26 at Comiskey Park (off Larry Gura of Kansas City), and collected his 1,500th career hit July 20 in Detroit (a single off Dan Petry of the Tigers). He finished the season with 262 career homers, and that places him 11th on the all-time home run list among batters active at the end of the '82 season. In that May 26 game that he hit his 250th career homer, Luzinski later hit a 2nd homer off Gura to drive-in a total of 6 runs in the game, a season high for the Sox. He also had a 5-RBI day, that Sept. 19 at Comiskey Park vs. Oakland. His 102 RBI season total, combined with Harold Baines' 105 RBI's, gave the White Sox 2 100-plus RBI producers on the same team for the first time in 46 years (in 1936, Zeke Bonura had 138 RBI's and Luke Appling 128). Greg was the White Sox "Player-of-the-Month" for May when he batted .361, with 6 homers and 31 RBI's in 27 games. "Bull" also finished the season leading the club in multiple-hit games (46), including 2 4-hit games, and 14 3-hit games. Greg enjoys complaining about the generous dimensions of Comiskey Park, but he batted .325, with 13 homers and 62 RBI's at home to lead all Sox batters in those departments in the "friendly expanses." "Bull" also found left-handers to his liking in '82; he hit .321, with 6 homers, and 34 RBI's off southpaws last year.

CAREER - For Chicago born-and-bred Greg Luzinski, 1981 was a homecoming. One of the mainstays of the Philadelphia offense for 8 seasons, his contract was purchased by the Sox late in the spring training of 1981 as an early step in the re-making of the team. Used exclusively as a designated hitter by the White Sox in 1981, Luzinski delivered by having his best season since 1978; he led the Southsiders in 5 different offensive categories, more than any other Sox batter: home runs (21), RBI's (62), game-winning RBI's (11), runs (55), and walks (58), and his home run total set a new White Sox team record for homers by a "DH" in one season, eclipsing the old record of 20 established by Oscar Gamble in 1977. At season's end, he was named American League "DH of the Year" for leading all A.L. designated hitters in games (103), runs (55), total bases (180), homers (21), and game-winning RBI's (11). His home run total was second best in the league, and his GW-RBI total tied for 4th best in the A.L. He was also named "Comeback Player of the Year" by U.P.I. In his final season with Philadelphia, Luzinski experienced a roller-coaster year: he hit a game-winning 3-run homer in his very first at-bat of the season, and pounded-out 8 homers (and drove-in 18 runs) in May; he injured his right knee sliding into second base July 5 at St. Louis, and underwent corrective surgery July 28. He was reactivated Aug. 24 after missing 45 games, then came back to homer in the first game of the National League championship series and drive-in the winning run in the 4th game with a pinch double. In 1978, "Bull" received more votes than any other player to win a starting spot in the National League All-Star Team. He hit safely in 13 consecutive National League CS games before going hitless in game #3 of the series in 1980. His best one-game RBI performance occurred June 11, 1977 when he drove-in 7 runs vs. Atlanta. Greg owns more grand slam home runs than any other Sox batter; he has hit 5 in his career, his last Aug. 5, 1979 against Pittsburgh (off Bert Blyleven). He missed 74 games during the 1974 season following surgery to repair torn ligaments in his right knee.

MISCELLANEOUS - Reared in northwest suburban Prospect Hts., Greg starred in football, as well as baseball, at Notre Dame High School in Niles, Ill. One of the most sought-after football prospects in the Midwest, he received 150 football scholarship offers his senior year in high school and appeared headed for the University of Kansas before signing with Philadelphia. He purchases \$20,000 in tickets each season for underprivileged children in a section at Comiskey Park known as the "Bull Ring" (He began the program several years ago in Philadelphia).

(Continued on next page)

(Luzinski's record, cont.)

YEAR CLUB	AVG	G	AB	R	H	TB	2B	3B	HR	RBI	GW		SH	SF	HB	BB	SO	SB	CS	E
											RBI	SH								
1968 Huron	259	57	212	22	55	99	5	0	13	43	-	0	0	4	18	64	3	0	13	
1969 Raleigh-Dur.	289	129	464	75	134	255*	22	3	31*	92*	-	0	3	4	58	148*	6	1	17*	
1970 Reading	325*	141*	471	94*	153	287*	25	5	33	120*	-	0	2	12*	85	148*	4	3	21	
1970 PHILADELPHIA	167	8	12	0	2	2	0	0	0	0	-	0	0	0	3	5	0	1	0	
1971 Eugene	312	142	548	104	171	319	30	5	36	114	-	1	4	2	39	167	1	1	19	
PHILADELPHIA	300	28	100	13	30	47	8	0	3	15	-	1	0	2	12	32	2	0	1	
1972 PHILADELPHIA	281	150	563	66	158	255	33	5	18	68	-	0	3	3	42	114	0	4	12	
1973 PHILADELPHIA	285	161	610	76	174	295	26	4	29	97	-	0	3	7	51	135	3	3	2	
1974 PHILADELPHIA	272	85	302	29	82	119	14	1	7	48	-	0	5	0	29	76	3	0	3	
1975 PHILADELPHIA	300	161	596	85	179	322	35	3	34	120	-	0	8	8	89	151	3	6	9	
1976 PHILADELPHIA	304	149	533	74	162	255	28	1	21	95	-	0	11	11	50	107	1	2	8	
1977 PHILADELPHIA	309	149	554	99	171	329	35	3	39	130	-	0	8	3	80	140	3	2	8	
1978 PHILADELPHIA	265	155	540	85	143	284	32	2	35	101	-	0	4	11	100	135	8	7	4	
1979 PHILADELPHIA	252	137	452	47	114	193	23	1	18	81	-	0	7	10	56	103	3	3	9	
1980 PHILADELPHIA	228	106	368	44	84	162	19	1	19	56	8	0	4	6	60	100	3	0	1	
1981 WHITE SOX	265	104	378	55	100	180	15	1	21	62	11	0	2	3	58	80	0	0	0	
1982 WHITE SOX	292	159	583	87	170	263	37	1	18	102	17	0	8	6	89	120	1	1	0	
A.L. TOTALS	281	263	961	142	270	443	52	2	39	164	18	0	10	9	147	200	1	1	0	
N.L. TOTALS	281	1289	4630	618	1299	2263	253	21	223	811	8	1	53	61	572	1098	29	28	57	
M.L. TOTALS	281	1552	5591	760	1589	2706	305	23	262	975	26	1	63	70	719	1298	30	29	57	

*Led league

Last HR: 9/15/82 vs. California

Last grand slam: 8/5/79 @ Pitt. (career: 5)

LEAGUE CHAMPIONSHIP SERIES RECORD

YEAR	CLUB, OPP.	POS.	AVG.	G	AB	R	H	2B	3B	HR	RBI
1976	Phil. vs. Cin.	OF	.273	3	11	2	3	2	0	1	3
1977	Phil. vs. L.A.	OF	.286	4	14	2	4	1	0	1	2
1978	Phil. vs. L.A.	OF	.375	4	16	3	6	0	1	2	3
1980	Phil. vs. Hou.	OF-PH	.294	5	17	3	5	2	0	1	4
L.C.S. TOTALS			.310	16	58	10	18	5	1	5	12

WORLD SERIES RECORD

YEAR	CLUB, OPP.	POS.	AVG.	G	AB	R	H	2B	3B	HR	RBI
1980	Phil. vs. K.C.	DH-OF	.000	3	9	0	0	0	0	0	0

ALL-STAR GAME RECORD

YEAR	CLUB, SITE	POS.	AVG.	AB	R	H	2B	3B	HR	RBI
1975	N.L., Milw.	PH	.000	1	0	0	0	0	0	0
1976	N.L., Phil.	OF	.000	3	0	0	0	0	0	0
1977	N.L., N.Y.	OF	.500	2	1	1	0	0	1	2
1978	N.L., S.D.	OF	.500	2	0	1	0	0	0	1
A.S.G. TOTALS			.250	8	1	2	0	0	1	3

RANDY CARL MARTZ #33

POSITION: Pitcher
AGE: 26, turns 27 May 28
BORN: Harrisburg, PA 5/28/56
HEIGHT/WEIGHT: 6-4, 215
BATS/THROWS: Left/Right
RESIDENCE: Piedmont, SC
FAMILY: Single
ACQUIRED: From Chicago Cubs, with pitcher Dick Tidrow and infielders Scott Fletcher and Pat Tabler, in exchange for pitchers Steve Trout and Warren Brusstar, Jan. 26, 1983.



1982 SEASON - After making 3 of his first 4 appearances of the '82 season out of the bullpen, Randy moved into the Chicago Cubs' starting rotation for the remainder of the campaign. His 11-10 season record represented the best winning percentage of any Cubs starting pitcher (.524), and he enjoyed a superb final 2 months, posting a 7-3 record in his last 11 starts of the year. He put together the best one-game performance of his career, to date, last Aug. 5 at Wrigley Field, when he beat the New York Mets 5-1 on a
(Continued on next page)

(Martz, cont.)

2-hitter. He faced only 29 batters in that game for his only complete game of the season. Martz spent time on the Disabled List in late June after suffering a strain of the right shoulder, but he had a pair of 3-game winning streaks during the year, one early in the season, one late in August.

CAREER - Randy made his major league debut with the Cubs in September of 1980 after 4 seasons of minor league ball, and has been in the majors ever since. He lost his big league debut Sept. 6, 1980 to Cincinnati. He recorded his first major league victory later that same month (Sept. 27) when he and teammate Dick Tidrow combined to beat Pittsburgh 2-1. In 1981, he started the year in the bullpen, and allowed only one earned run in his first 28.1 innings of relief, and then divided the remainder of the season between the bullpen and the starting rubber. He wound-up the '81 campaign with a 0.90 ERA in relief appearances (4 earned runs in 39.2 innings). He notched the first complete game of his big league career (and first on the Cubs' staff that season) May 21, 1981, beating Cincinnati 2-1. Randy spent approximately 2 seasons at the "AAA" level with Wichita of the American Association, where he tied the league lead in starts (26) in '79. He was 8-6 with the Aeros in '80 when he was called-up to the parent club. He was named to the Texas League All-Star Team in 1978, when he finished 4th in the league with a 3.12 ERA.

MISCELLANEOUS - Martz attended the University of South Carolina on a football scholarship, and did not play baseball until his junior year. That season (1977), he posted a 14-0 record in leading the Gamecocks to 2nd place in the College World Series. His ERA for the season was 1.98. Randy received a long list of honors following that season, including "College Player of the Year" and All-American awards. He played baseball, basketball and football for Upper Dauphin High School in Elizabeth, PA.

YEAR	CLUB	W-L	PCT.	ERA	G	GS	CG	SHO	SV	IP	H	R	ER	HR	HB	BB-I	SO	WP	BK
1977	Bradenton	0-1	.000	0.00	2	1	0	0	0	9	4	1	0	0	0	2-0	8	1	0
	Midland	5-3	.625	4.11	12	12	5	0	0	85	95	45	39	10	1	14-1	42	5	0
1978	Midland	8-6	.571	3.13	18	16	7	0	0	127	126	53	44	9	7	44-2	74	6	1
	Wichita	3-7	.300	7.13	11	11	1	0	0	59	82	51	47	4	1	27-2	24	2	0
1979	Wichita	8-13	.381	4.10	30	26 ^(*)	5	1	0	178	196	96	81	21	2	47-2	66	4	0
1980	Wichita	8-6	.571	3.11	16	16	2	1	0	107	98	41	37	9	2	29-0	53	5	0
	Sarasota	0-0	.000	2.57	2	2	0	0	0	7	5	4	2	1	1	3-0	2	1	0
	CHICAGO (NL)	1-2	.333	2.10	6	6	0	0	0	30	28	14	7	1	0	11-1	5	0	0
1981	CHICAGO (NL)	5-7	.417	3.67	33	14	1	0	6	108	103	49	44	6	0	11-1	32	3	0
1982	CHICAGO (NL)	11-10	.524	4.21	28	24	1	0	1	147	157	80	69	17	3	36-4	40	1	0
N.L. TOTALS		17-19	.472	3.79	67	44	2	0	7	285	288	143	120	24	3	58-6	77	4	0
M.L. TOTALS		17-19	.472	3.79	67	44	2	0	7	285	288	143	120	24	3	58-6	77	4	0

(*) Tied for league lead

Last shutout: none

Last complete game: 8/5/82 vs. N.Y. (N.L.)

MICHAEL LEE MORSE #28



POSITION: Infielder
AGE: 20, turns 21 March 28
BORN: Miami, FL 3/28/62
HEIGHT/WEIGHT: 5-11, 155
BATS/THROWS: Right/Right
RESIDENCE: Plantation, FL
FAMILY: Single
ACQUIRED: Selected in 8th round, 1980 June Free Agent Draft.

1982 SEASON - Mike Morse led this past winter's Florida Instructional League with a .317 batting average in 41 games (38-for-120), with 3 home runs and 14 RBI's. And, that was a good sign for the White Sox. Mike was all set to be the everyday shortstop for the Sox' team in the "AA" class Eastern League, the Glens Falls (N.Y.) Sox, but a shoulder injury limited his play to

(Continued on next page)

(Morse, cont.)

62 games. A smooth, steady fielder he worked at both shortstop and 3rd base in the Instructional League, and appears to have a future in the game.

CAREER - Morse has played just 3 seasons of pro ball. During an injury-free 1981 season at the "A" level, he batted .262 for the Appleton (WI.) Foxes of the Midwest League with 48 RBI's. He has yet to make his major league debut.

MISCELLANEOUS - One of 2 players in the Sox' 1983 spring training camp from Plantation, FL (non-roster pitcher John Hardy is the other), this is Morse' first spring training with the parent club. He is a graduate of South Plantation (FL) High School where he was "MVP" of his prep team in 1980, his senior year, after batting .431. He was also named to the Broward County All-Conference Team that season.

YEAR	CLUB	AVG	G	AB	R	H	TB	2B	3B	HR	RBI	GW		SH	SF	HB	BB	SO	SB	CS	E
												RBI	SH								
1980	Sarasota	.254	37	122	23	31	40	9	0	0	11	-	0	3	4	22	25	1	4	4	18
	Glens Falls	.188	8	32	5	6	11	2	0	1	4	-	0	0	0	4	7	0	0	0	4
1981	Appleton	.262	126	458	67	120	164	16	5	6	48	8	3	3	5	56	62	12	7	52	
	Glens Falls	.246	62	256	40	63	93	9	0	7	19	3	3	0	1	24	47	5	4	26	

FRANCIS JOSEPH (FRAN) MULLINS #26

POSITION: Infielder
AGE: 25, turns 26 May 14
BORN: Oakland, CA 5/14/57
HEIGHT/WEIGHT: 6-0, 182
BATS/THROWS: Right/Right
RESIDENCE: Oakland
FAMILY: Married (Catherine)
ACQUIRED: Selected #3 by White Sox in June, 1979 Free Agent Draft



1982 SEASON - The regular shortstop for the White Sox "AAA" farm club, at Edmonton (CAN.), Fran Mullins turned in a respectable season, batting .282 to finish 6th in that department among club regulars. In addition, he tied for 4th on the club with 14 homers. He set personal one-season highs with his 14 homers and 57 RBI's, and his .282 batting average, the 2nd best of his pro career, improved by 34 points an injury-plagued 1981 season.

CAREER - For Fran Mullins, 1981 was only half a season. Struck on the right wrist by a pitch in the final days of spring training, he suffered a chip fracture, and was sidelined for more than 6 weeks. Scheduled to be the starting shortstop for the Edmonton Trappers, the White Sox' top farm club, he didn't get to see any action until late May. Fran made his major league debut with the White Sox in 1980, only his 2nd year as a pro.

MISCELLANEOUS - Fran graduated from the University of Santa Clara in 1979 after an all-star baseball career there. Named MVP of his college team in his sophomore year, he was originally drafted by Detroit in June of 1978 (the same draft in which the Tigers selected Kirk Gibson). Mullins received his degree in accounting, and during the off-season works for Price, Waterhouse in San Jose. Fran was an all-conference baseball and basketball player at St. Mary's High School (Berkley, CA).

YEAR	CLUB	AVG	G	AB	R	H	TB	2B	3B	HR	RBI	GW		SH	SF	HB	BB	SO	SB	CS	E
												RBI	SH								
1979	Knoxville	.268	53	164	21	44	63	5	1	4	22	-	1	2	2	14	26	1	1	17	
1980	Glens Falls	.302	59	212	46	64	111	7	2	12	39	-	0	3	1	26	32	4	1	20	
	Iowa	.254	53	201	25	51	83	12	1	6	35	-	0	2	2	18	37	5	1	8	
1981	WHITE SOX	.194	21	62	9	12	16	4	0	0	3	0	0	1	0	3	8	0	1	1	
	Edmonton	.248	77	238	47	59	92	7	1	8	28	-	1	4	2	35	53	7	1	11	
1982	Edmonton	.282	96	309	55	87	148	15	2	14	57	1	3	3	2	48	71	2	2	29	
A.L. TOTALS		.194	21	62	9	12	16	4	0	0	3	0	0	1	0	9	8	0	1	1	
M.L. TOTALS		.194	21	62	9	12	16	4	0	0	3	0	0	1	0	9	8	0	1	1	



POSITION: Pitcher
AGE: 28
BORN: New Orleans, LA
 2/12/55
HEIGHT/WEIGHT: 6-2, 190
BATS/THROWS: Right/Right
RESIDENCE: Metairie, LA
FAMILY: Married (Seana)
ACQUIRED: From St. Louis, in
 Compensation Pool
 Draft, Jan. 26, 1983.

1982 SEASON - For Steve Mura, last winter must have been just as confusing as the previous season. The White Sox selected New York Yankee pitcher Rudy May January 20, 1983 in the Compensation Pool Draft (The Sox were entitled to a pick because of the signing of free agent outfielder Steve Kemp by the Yankees in December of 1982.) Steve noted the transaction with passing interest at his home in Metairie, LA, and that was that, or so he thought. However, 5 days later, it was ruled that May should have been protected by the Yankees, and therefore, was an ineligible selection. Then, Jan. 26, Steve learned he was a member of the White Sox. The 1982 season itself had to be a bit confusing to Mura as well. A regular member of the Cardinals starting rotation for their championship season, he ranked 2nd on the Cardinal staff in complete games (7), a personal career high, while chalking-up career one-season marks in wins (12), starts (30), and innings (184.1) as well. In spite of those numbers, however, he was used sparingly in September and did not make an appearance in either the Championship Series or the World Series.

CAREER - Prior to 1982, Mura spent his entire professional career in the San Diego Padres organization, coming to the Cardinals Dec. 10, 1981 in exchange for outfielder Sixto Lezcano and players to be named later on both sides. The '81 season started for Steve with a 10-inning no-decision on Opening Day against San Francisco, and went downhill from there. He finally wound-up leading the National League in losses that year (14). He began the 1980 season in the San Diego bullpen and made 14 consecutive relief appearances before being promoted to the starting rotation for the rest of the way. He pitched his first big league complete game July 14, 1980, a 6-3, 6-hit win over the Dodgers. Then, in his last appearance of the year, October 3, he fired a 3-hitter at the San Francisco Giants at Candlestick Park to post his first major league shutout. Elbow problems (he did not pitch between May 16 and June 29) curtailed his work during 1979, his first full season in the majors. He made his major league debut in 1978, after just 3 seasons in the minor leagues.

MISCELLANEOUS - Steve and Seana are newlyweds; they were married Dec. 11, 1982. Mura attended Tulane University in his hometown of New Orleans, where he had an outstanding collegiate career. He lettered in baseball and basketball at Redemptorist High School in New Orleans.

YEAR	CLUB	W-L	PCT.	ERA	G	GS	CG	SHO	SV	IP	H	R	ER	HR	HB	BB-I	SO	WP	BK
1976	Walla Walla Amarillo	7-0	1.000*	1.37	8	7	4	1	0	59	41	14	9	1	0	18-0	68	5	0
1977	Hawaii	4-2	.667	2.61	7	7	3	0	0	59	48	22	17	1	0	27-2	50	2	0
1978	Hawaii	12-10	.545	4.75	28	28	6	3	0	165	164	106	87	10	2	122-2	123	7	2
1978	Hawaii	10-16*	.385	4.17	26	26	16*	2	0	177	177	94	82	11	4	90-5	158*	11	3
	SAN DIEGO	0-2	.000	11.25	5	2	0	0	0	8	15	10	10	1	0	5-0	5	1	0
1979	SAN DIEGO	4-4	.500	3.08	38	5	0	0	2	73	57	30	25	6	1	37-2	59	1	1
1980	SAN DIEGO	8-7	.533	3.67	37	23	3	1	2	169	149	74	69	9	3	86-4	109	3	1
1981	SAN DIEGO	5-14*	.263	4.27	23	22	2	0	0	139	156	72	66	10	0	50-2	70	4	0
1982	ST. LOUIS	12-11	.522	4.05	35	30	7	1	0	184	196	89	83	16	0	80-4	84	9	1
N.L. TOTALS		29-38	.433	3.97	138	82	12	2	4	573	573	275	253	42	4	258-12	327	18	3
M.L. TOTALS		29-38	.433	3.97	138	82	12	2	4	573	573	275	253	42	4	258-12	327	18	3

*Led league

Last shutout: 7/21/82 vs. Atlanta

Last complete game: 8/15/82 @ Pittsburgh

POSITION: Infielder
AGE: 27, turns 28 June 6
BORN: Pomona, CA 6/6/55
HEIGHT/WEIGHT: 6-4, 200
BATS/THROWS: Right/Right
RESIDENCE: Dittmer, MD
FAMILY: Single
ACQUIRED: Signed as free agent
 with Appleton June 25,
 1977.



1982 SEASON - Along with having an outstanding season as the everyday first baseman for the Sox "AAA" affiliate at Edmonton (CAN.), Chris Nyman played a vital role for the Sox when Tom Paciorek was sidelined by injuries during the second half. Nyman appeared in 118 games for the Trappers in between trips to Chicago, and wound-up 7th in the Pacific Coast League with a .335 average. In addition, his 92 RBI's for Edmonton were the 2nd best total on the club. Both his batting average and RBI totals were the best one-season efforts of his young pro career. Chris made 2 trips to the parent club during the '82 season: his contract was purchased July 27 from Edmonton and he was with the Sox until being optioned out Aug. 11, and then he was re-called Aug. 28 for the remainder of the season when Paciorek had his 2nd bout with his troublesome hamstrings. Nyman appeared in a total of 28 games for the Sox, including 19 starts at first base. He recorded the first major league hit of his career July 28 in his big league debut; the hit came off Scott McGregor at Baltimore Memorial Stadium. He then collected his first GWRBI Sept. 4 at Comiskey Park, against Texas in a 4-0 win. Chris finished the '82 season on a hot note for the Sox, collecting 10 hits in his last 26 at-bats (.385).

CAREER - Chris enjoyed a superb season at Edmonton (AAA-Pacific Coast League) in 1981 as the Trappers' everyday first baseman. Chris topped the Trappers in RBI's (91) last season, finished second on the team in doubles with 24, and flirted with a .300 year before dipping to .296 at season's end. In addition, he rapped-out 16 home runs for his third straight double-digit power production. Chris has had two consecutive years of success on the basepaths, swiping 27 bases in 33 attempts last year, after 29 steals the previous season.

MISCELLANEOUS - Chris is the younger brother of Nyls Nyman, a former outfielder in the White Sox organization. Chris was a member of the Arizona State University 1977 NCAA College World Series champions, after a standout baseball career at Cordova High School in Rancho Cordova, CA.

YEAR	CLUB	AVG	G	AB	R	H	TB	2B	3B	HR	GW		SH	SF	HB	BB	SO	SB	CS	E
											RBI	RBI								
1977	Appleton	.300	59	213	30	64	92	11	1	5	17	-	0	0	2	18	32	7	2	4
1978	Knoxville	.182	59	192	15	35	50	6	0	3	19	-	2	2	2	13	26	5	1	0
	Appleton	.292	22	72	14	21	38	2	0	5	20	-	0	1	0	17	10	2	1	5
1979	Iowa	.184	39	98	15	18	32	5	0	3	13	-	1	1	1	19	17	3	1	3
	Knoxville	.308	85	302	59	93	171	20	2	18	67	-	0	5	4	47	38	8	7	5
1980	Iowa	.257	126	421	75	108	164	21	1	11	45	-	2	3	2	62	75	29	6	13
1981	Edmonton	.296	128	462	79	137	217	24	4	16	91	-	0	9	4	65	64	27	6	12
1982	Edmonton	.335	118	465	96	156	236	28	5	14	92	12	1	8	8	62	40	31	8	7
	WHITE SOX	.246	28	85	6	16	17	1	0	0	2	1	2	0	0	3	9	3	2	1
A.L. TOTALS		.246	28	85	6	16	17	1	0	0	2	1	2	0	0	3	9	3	2	1
M.L. TOTALS		.246	28	85	6	16	17	1	0	0	2	1	2	0	0	3	9	3	2	1

DID YOU KNOW...

During the 1965 season, the Chicago White Sox drew at least one base on balls in all but five of the 162 games played.



POSITION: First baseman-Outfielder

AGE: 36

BORN: Detroit, MI 11/2/46

HEIGHT/WEIGHT: 6-4, 210

BATS/THROWS: Right/Right

RESIDENCE: Stone Mountain, GA

FAMILY: Married (Chris), 5 children (Kimberly, b 10/4/69; Shannon, b 4/28/71; Tom Jr., b 1/4/76; Kattie, b 5/9/77; Andy, b 5/13/79).

ACQUIRED: From Seattle in exchange for catcher Jim Essian, infielder Todd Cruz, and outfielder Rod Allen, Dec. 11, 1981.

1982 SEASON - In spite of fighting bothersome hamstring problems most of the year, Tom Paciorek hit .312, the second season in a row he hit over .300 (He hit .312 with Seattle in 1981) and proved to be an integral part of the Sox explosive offense. He burst out of the starting gate by hitting safely in his first 7 games of the year, collecting 15 hits in his first 32 at-bats, including 2 GWRBI's the first week. The highlight of that early surge was a game-winning 3-run homer off Bob Stanley at Fenway Park. Two bouts with bothersome hamstrings saw him land on the Disabled List twice during the 2nd half of the season (July 26-Aug. 11, and Aug. 28-Sept. 12) limiting him to only 32 games the 2nd half, but he took full advantage of those opportunities. He hit .317 the 2nd half of the year, with 5 homers and 18 RBI's. One of his biggest games after the All-Star break came July 21 at Tiger Stadium when he clouted 4 hits, including a pair of homers, and drove-in 3 runs, to lead the Sox to a 9-3 win. Tom's .490 slugging percentage led the White Sox, and his .366 on-base percentage was 2nd best on the club. One oddity: he obviously preferred the road to Comiskey Park in his first season with the Sox—every one of his 11 home runs was hit on the road. He also batted .338 on the road this past year with 38 RBI's. He was the Sox' "Player-of-the-Month" for July, batting a sizzling .322, with 15 RBI's and 5 homers in 16 games.

CAREER - 1981 was the finest season of Paciorek's major league career. He was the 2nd best hitter in the American League in '81, batting .326 and collecting 13 GWRBI (also 2nd best in the league). He also ranked 3rd in the A.L. in doubles (28) and total bases (206). His .326 season batting average set an all-time Seattle Mariner season record, and as a result, he was named Seattle's "Most Valuable Player" by the Seattle chapter of the BBWA. In 1981, Tom also made his first appearance on the American League All-Star team, delivering a pinch single in his only trip to the plate. Selected in the 5th round of the June, 1968 Free Agent Draft by the Los Angeles Dodgers, Paciorek spent 8 seasons in the Dodger organization, and was named "Minor League Player-of-the-Year" by *The Sporting News* after batting .307 and slamming 27 home runs with 107 RBI's for the Dodgers' "AAA" class team at Albuquerque, New Mexico in 1971. He made his major league debut with the Dodgers in 1970, and after brief appearances with the big club in 1970 and '71, he made it to the major leagues to stay in 1973. He was traded to the Atlanta Braves in November of 1975 as part of a 6-player deal, hitting .290 for the Braves in 1976. Signed by Seattle part way through the 1978 season, he batted .299 in 70 games for the Mariners that season, and despite being selected by 3 teams in the Re-Entry Draft that fall, returned to Seattle, where he hit .287 in 1979.

MISCELLANEOUS - Not only a 2-time All-American on the University of Houston's baseball team, Paciorek also earned honorable mention All-

(Continued on next page)

(Paciorek, cont.)

American honors as a defensive back for Houston's football team. As a result, he was drafted by the Miami Dolphins on the 9th round of the 1968 American Football League draft. Although he wore uniform #14 most of his major league baseball career, Tom chose to wear #44 with the White Sox, his college football number. Tom is not the only athlete in his family; brother Mike played in the Dodgers' system, brother Jim was a star outfielder at the University of Michigan and is now in the Milwaukee Brewers' organization, and brother John was a member of Houston Astros' system. In fact, Tom's brother, John, is involved in one of the great trivia notes of all time: John appeared in one major league game and went 3-for-3 to own the best perfect batting average of anyone who has ever appeared in a game in the big leagues. Sept. 29, 1963, the final day of that season, John was one of 7 rookies in the starting line-up of the Houston Colt 45's (later the Astros). He went 3-for-3, walked twice, and scored 4 runs in a 13-4 win over the Mets. A congenital back problem forced him to retire early in the 1964 season, without ever seeing the major leagues again.

YEAR CLUB	AVG	G	AB	R	H	TB	2B	3B	HR	RBI	GW									
											RBI	SH	SF	HB	BB	SO	SB	CS	E	
1968 Ogden	.366	29	101	25	39	66	6	3	5	23	-	1	0	1	14	17	5	0	2	
Bakersfield	.276	38	116	16	32	35	1	1	0	10	-	0	1	4	9	25	0	0	0	
1969 Bakersfield	.318	91	359	59	114	185	20	3	15	53	-	4	2	5	31	82	19	9	16	
1970 Spokane	.326 ^(*)	146*	549	88	179	290	36	12	17	101	-	2	6	5	54	92	1	0	6	
L.A.	.222	8	9	2	2	3	1	0	0	0	-	0	0	0	3	0	0	0	0	
1971 Spokane	.305	144	564	89	172	276	31	14*	15	105	-	0	7	2	55	101	1	1	8	
L.A.	.500	2	2	0	1	1	0	0	0	1	-	0	0	0	0	0	0	0	0	
1972 Albuquerque	.307	147	605*	125*	186*	310*	33	5	27*	107	-	2	12*	4	48	119	10	2	13 ^(**)	
L.A.	.255	11	47	4	12	19	4	0	1	6	-	0	0	0	1	7	1	0	1	
1973 L.A.	.262	96	195	26	51	74	8	0	5	18	-	3	0	2	11	35	3	3	2	
1974 L.A.	.240	85	175	23	42	65	8	6	1	24	-	1	2	1	10	32	1	3	5	
1975 L.A.	.193	62	145	14	28	39	8	0	1	5	-	1	0	0	11	29	4	3	2	
1976 ATLANTA	.290	111	324	39	94	124	10	4	4	36	-	2	2	3	19	57		2	3	
1977 ATLANTA	.239	72	155	20	37	54	8	0	3	15	-	0	3	0	6	46	1	0	5	
1978 ATLANTA	.333	5	9	2	3	3	0	0	0	0	-	0	0	0	0	1	0	0	0	
San Jose	.281	16	57	7	16	30	1	2	3	17	-	0	1	1	7	14	2	2	1	
1978 SEATTLE	.299	70	251	32	75	113	20	3	4	30	-	0	2	0	15	39	2	2	2	
1979 SEATTLE	.287	103	310	38	89	138	23	4	6	42	-	3	5	28	62	6	4	1		
1980 SEATTLE	.273	126	418	44	114	180	19	1	15	59	4	4	3	1	17	67	3	2	5	
1981 SEATTLE	.326	104	405	50	132	206	28	2	14	66	13	1	7	4	35	50	13	10	7	
1982 WHITE SOX	.312	104	382	49	119	187	27	4	11	55	8	1	6	9	24	53	3	3	6	
A.L. TOTALS	.300	507	1766	213	529	824	117	14	50	252	25	9	21	19	119	271	27	21	21	
N.L. TOTALS	.254	452	1061	130	270	382	47	10	15	105	-	7	7	6	61	207	12	12	18	
M.L. TOTALS	.283	959	2827	343	799	1206	164	24	65	357	25	16	28	25	180	478	39	33	39	

*Tied for league lead ** Led league Last HR: 10/3/82 @ Minnesota Last grand slam: none

LEAGUE CHAMPIONSHIP SERIES RECORD

YEAR	CLUB, OPP.	POS.	AVG.	G	AB	R	H	2B	3B	HR	RBI
1974	L.A. vs. Pitt.	PH-DF	1.000	1	1	0	1	0	0	0	0

WORLD SERIES RECORD

YEAR	CLUB, OPP.	POS.	AVG.	G	AB	R	H	2B	3B	HR	RBI
1974	L.A. vs. Oak.	PH-PR	.500	3	2	1	1	1	0	0	0

ALL-STAR GAME RECORD

YEAR	CLUB, SITE	POS.	AVG.	AB	R	H	2B	3B	HR	RBI
1981	A.L., Cleve.	PH	1.000	1	0	1	0	0	0	0

WARD'S ROOKIE SEASON

Pete Ward of the Chicago White Sox claims this one—his extra base hits his rookie season in the majors (1963)—were exactly the same as he had during his final season in the minors (1962). With the White Sox in 1963, Ward had 34 doubles, 6 triples and 22 home runs; he had the identical totals with Rochester of the International League in 1962.

The longest hitting streak in the American League in 1963 was accomplished by Chicago White Sox rookie, Pete Ward. The lefthanded hitting third baseman of the Sox hit in 18 straight games from June 7 thru June 24, amassing a mark of .382 on 26 hits in 68 times to bat.



POSITION: Pitcher
AGE: 24, turns 25 Sept. 20
BORN: Central Falls, RI
 9/20/58
HEIGHT/WEIGHT: 6-4, 200
BATS/THROWS: Right/Right
RESIDENCE: Central Falls, RI
FAMILY: Single
ACQUIRED: Signed as a free agent
 January 16, 1980

1982 SEASON - Jim Siwy has only been in pro ball for 2 seasons, but he's been a winner for every Sox farm team he's been a member of. He owns a 28-12 record in his 3 minor league stops—that's a .700 won-loss percentage. As a regular member of the starting rotation for the Sox "AAA" club at Edmonton (CAN.), Jim chalked-up 12 wins, 2nd best on the club, while finishing 2nd in starts (25) and tying for most complete games (8). So impressive was his performance for the Trappers, the White Sox purchased his contract from Edmonton Aug. 19 and brought him to Chicago. He made 2 appearances for the parent club before being optioned back to the Trappers Aug. 24; he made his major league debut in relief Aug. 20 at Kansas City, and his first major league start Aug. 23 at Cleveland.

CAREER - Siwy's 16 wins in 1981 were the most by any pitcher in the White Sox organization, including the major league club. His first professional team was the Appleton (WI.) Foxes of the "A" class Midwest League, but a perfect 5-0 record and a 1.96 ERA after eight starts earned him a promotion to Glens Falls. The tall right-hander was a welcome addition to the GlenSox staff, topping the team in complete games (8), placing second in winning percentage (.733), and tying for second in wins with 11. He displayed excellent control in 1981, walking only 31 batters in 164 innings.

MISCELLANEOUS - One of a handful of professional players from the tiny state of Rhode Island, he also hails from the same hometown as White Sox Executive Vice President/General Manager Roland Hemond: Central Falls. Jim graduated from Central Falls High School in 1976 after lettering in baseball, basketball and cross-country. He attended Bristol Community College one year, and Rhode Island College one year, recording a 9-3 mark at Rhode Island College to lead them to the NCAA Division III College World Series title in 1979.

YEAR CLUB	W-L	PCT.	ERA	G	GS	CG	SHO	SV	IP	H	R	ER	HR	HB	BB-I	SO	WP	BK
1981 Appleton	5-0	1.000	1.96	8	8	1	0	0	55	47	17	12	3	1	12-2	32	0	0
Glens Falls	11-4	.733	3.85	16	15	8	1	1	109	125	57	47	9	5	19-0	45	1	1
1982 Edmonton	12-8	.600	4.04	26	25	8	1	0	171	184	84	77	17	10	58-3	79	4	0
WHITE SOX	0-0	.000	10.29	2	1	0	0	0	7	10	8	8	1	0	5-0	3	0	0
A.L. TOTALS	0-0	.000	10.29	2	1	0	0	0	7	10	8	8	1	0	5-0	3	0	0
M.L. TOTALS	0-0	.000	10.29	2	1	0	0	0	7	10	8	8	1	0	5-0	3	0	0

DID YOU KNOW...

Chicago White Sox pitching great "Big" Ed Walsh holds the American League record for most wins against one club in a single season; in 1908, Walsh posted a 9-0 mark against Boston and he also had a 9-1 record against New York.

JOEL PATRICK (JOEL) SKINNER

#12

POSITION: Catcher
AGE: 22
BORN: San Diego, CA 2/21/61
HEIGHT/WEIGHT: 6-4, 198
BATS/THROWS: Right/Right
RESIDENCE: San Diego
FAMILY: Married (Jennifer)
ACQUIRED: Selected from
Pittsburgh in
compensation pool
draft February 2, 1982



1982 SEASON - Joel Skinner was the regular catcher for the Glens Falls (N.Y.) White Sox in the "AA" class Eastern League in 1982, his 3rd season in pro ball, his first at the "AA" level. In a reference to Joel and another young catcher in the Sox organization, Ron Karkovice, a veteran baseball scout said "The White Sox may have the best 2 catching prospects in pro ball at the moment." Already possessing the poise and defensive skills to acquit himself at the major league level, Joel is lacking only experience and some work on offense before he'll be breathing down the neck of the parent club's current catching corps. He appeared in 120 games last season, driving-in 65 runs, and was named to the Eastern League All-Star Team. Following the season, he was rated the top catcher at the "AA" level last year by **BASEBALL AMERICA** Magazine, and the top major league prospect in the entire Eastern League.

CAREER - The talented youngster became a member of the White Sox organization Feb. 2, 1982 when the White Sox selected him over some 2,000 other professional players in the first Compensation Draft ever held. When former Sox relief pitcher Ed Farmer was signed by the Philadelphia Phillies in January of 1982, he was the first "Type A" free agent to sign a contract, thus giving the Sox a chance to make baseball history. In 1981, his second season in pro ball, Joel was the All-Star catcher in the South Atlantic League, after batting .266 for Greenwood (SC) and driving-in 63 runs in 117 games.

MISCELLANEOUS - The youngest of 4 brothers, Joel is the son of former big league player and manager Bob Skinner (Bob was an outfielder). Born and reared in the San Diego area, Joel played prep baseball at Mission Bay High School, then attended Mesa Junior College in San Diego. He was the Pittsburgh Pirates' 34th round selection in the June, 1979, Free Agent Draft. He is described as a "Carlton Fisk look-alike."

YEAR	CLUB	AVG	G	AB	R	H	TB	2B	3B	HR	RBI	GW		SH	SF	HB	BB	SO	SD	CS	E
												RBI	SH								
1980	Shelby	.225	100	324	36	73	113	15	2	7	27	-	3	0	3	25	77	0	4	18	
1981	Greenwood	.266	117	428	48	114	176	25	2	11	63	9	4	4	4	27	99	2	0	22	
1982	Glens Falls	.254	120	422	49	107	151	11	6	7	65	7	2	3	1	38	115	1	0	12	

FOX CONSECUTIVE GAME STREAK

Nelson Fox was one of the most durable players in White Sox history; from Sept. 11, 1953, until Sept. 4, 1960, the great little second baseman missed only one game out of 1,073 contests. Fox first ran off a streak of 274 consecutive games, missed the game on Aug. 6, 1955, then began another streak of 798 games the next day.

MICHAEL LYNN (MIKE) SQUIRES #25



POSITION:	Infielder
AGE:	30, turns 31 March 5
BORN:	Kalamazoo, MI 3/5/52
HEIGHT/WEIGHT:	5-11, 190
BATS/THROWS:	Left/Left
RESIDENCE:	Crete, IL
FAMILY:	Married (Maureen), 2 daughters (Lisa, b 11/9/76; Connie, b 3/2/78)
ACQUIRED:	Selected #18 by White Sox in June, 1973 Free Agent Draft

1982 SEASON - Every year, Mike Squires comes off the White Sox bench to make a valuable contribution to the team, and 1982 was no exception. He was the Sox "super sub" at first base when Tom Paciorek was forced to go on the Disabled List twice in the 2nd half of the season. He continues to be among the toughest batters in the American League to strike out, and again in 1982—as in most of his career—his walk total was greater than his strikeout total. In his big league career, Mike has fanned only 90 times in 1,345 at-bats; that's only once every 15 times at bat. Of his 116 games in '82, Mike was a starter in 42 of them, until he strained a left hamstring in mid-September. In his first start of the year, April 25 at Baltimore, Squires collected 3 hits in 4 at bats, one of 2 3-hit games he had in '82. Mike, who has also worked extensively with Sox batting guru Charley Lau, homered off California's Mike Witt Sept. 13, his first homer since Aug. 19, 1980 (vs. Cleveland). Mike was involved in one of the most "heads up" plays of the year for the Sox; Sept. 13 at Comiskey Park he scored from 3rd base on a foul pop-up off the bat of Rudy Law, to California 3rd baseman Doug DeCinces in what amounted to a sacrifice fly to an infielder.

CAREER - Anyone who has watched the White Sox the last few years knows it, but it took a little time for the rest of the baseball world to realize it, and the result was that Mike Squires was named winner of the "Gold Glove" at the end of the 1981 season as the best fielding first baseman in the American League. He committed only 6 errors in 793 total chances for a .992 fielding average. In addition, Mike completed a spectacular double play against the Yankees in Yankee Stadium Aug. 19 in the 8th inning to preserve a 6-5 Sox win. In that play, New York batter Rick Cerone hit a potential double play grounder to shortstop Bill Almon; Bill tossed the ball to second baseman Tony Bernazard who forced the runner from first at second for out number one, but Bernazard's relay to Squires at first was wide of the mark; Mike dashed back toward the wall, fielded the errant throw off the wall, and fired the ball to home plate to cut down Yankee runner Reggie Jackson, who was trying to score the tying run from second base, for the final out of the inning. In 1980, he had his best season batting average in his major league career to date (.283), while committing only 5 errors in 977 total chances for a .995 fielding percentage, 3rd best in the American League behind only Bruce Bochte (.996) of Seattle and Cecil Cooper (.997) of Milwaukee. In 1980, he did not commit his first error until Aug. 12, his 83rd game of the season. Squires established himself as a major leaguer in 1979, batting .264 for the season (.279 the second half) and finishing 3rd on the club with 15 stolen bases. In 1978, Squires batted .312 for the Iowa Oaks, the Sox "AAA" farm club, and set a club record by hitting safely in 33 consecutive games. In 1976 at Iowa, Mike went 76 straight games without an error and led all American Association first basemen in fielding. He was a member of the Southern League All-Star Team in both 1974 and '75; in '74 he set a league fielding record with a .996 percentage, and in '75 he batted .304 for Knoxville to be named "MVP" of the league. In 10 seasons of professional baseball, Mike has committed an

(Continued on next page)

(Squires, cont.)

average of only 2.1 errors a season, or only one error every 25.2 games.

MISCELLANEOUS - Also known as "Spanky," Mike is a candidate for Ripley's "Believe It or Not;" he caught in 2 games for the Sox in 1980 (May 4, 7), to become the first left-handed catcher to perform in the majors since Dale Long caught 2 games for the Chicago Cubs in 1958. Squires hopes to have the opportunity to manage after his playing career, and Manager Tony La Russa says of Mike, "He has a good head for the game, that's an asset." Squires attended Kalamazoo (MI) Valley Community College and Western Michigan University, playing baseball all 4 years, and was captain of his football and baseball teams at Kalamazoo (MI) Central High School. Mike's dad, Lynn, is a scout in the White Sox organization.

YEAR	CLUB	AVG	G	AB	R	H	TB	2B	3B	HR	RBI	GW		SH	SF	HB	BB	SO	SB	CS	E
												RBI	SH								
1973	Appleton	.298	88	226	42	68	90	7	3	3	37	-	3	2	0	52	19	7	1	4	
1974	Knoxville	.278	136	481	74	138	189	23	5	6	69	-	2	5	0	74	39	16	14	5*	
1975	Knoxville	.304	129	448	68	136	178	23	5	3	50	-	6	3	1	77	31	24	13	6*	
	WHITE SOX	.231	20	65	5	15	15	0	0	0	4	-	0	1	0	8	5	3	0	2	
1976	Iowa	.253	124	336	37	85	111	18	1	2	40	-	3	4	1	50	32	10	7	4*	
1977	Iowa	.323	126	415	67	134	174	29	4	1	45	-	2	3	3	84	37	24	13 ⁽¹⁾	7	
	WHITE SOX	.000	3	3	0	0	0	0	0	0	0	-	0	0	0	0	1	0	0	0	
1978	Iowa	.312	115	449	70	140	185	4	3	5	48	-	3	2	0	63	39	30	12	6	
	WHITE SOX	.280	46	150	25	42	55	9	2	0	19	-	2	3	0	16	21	4	4	1	
1979	WHITE SOX	.264	122	295	44	78	96	10	1	2	22	-	5	2	2	22	9	15	5	4	
1980	WHITE SOX	.283	131	343	38	97	120	11	3	2	33	3	11	0	1	32	24	8	9	5	
1981	WHITE SOX	.265	92	294	35	78	87	9	0	0	25	1	13	5	0	22	17	7	2	6	
1982	WHITE SOX	.267	116	195	33	52	70	9	3	1	21	1	4	0	0	14	13	3	3	3	
A.L. TOTALS		.269	530	1345	180	362	443	48	9	5	124	5	35	11	3	114	90	40	23	21	
M.L. TOTALS		.269	530	1345	180	362	443	48	9	5	124	5	35	11	3	114	90	40	23	21	

*Led league

⁽¹⁾ Tied for league lead

Last HR: 9/13/82 vs. California

Last grand slam: none

PATRICK SEAN (PAT) TABLER #16

POSITION: Infielder
AGE: 25
BORN: Hamilton, OH 2/2/58
HEIGHT/WEIGHT: 6-2, 198
BATS/THROWS: Right/Right
RESIDENCE: Cincinnati, OH
FAMILY: Married (Susan), a son (Patrick Tyler, b 12/1/82)
ACQUIRED: From Chicago Cubs, with infielder Scott Fletcher and pitchers Dick Tidrow and Randy Martz, in exchange for pitchers Steve Trout and Warren Brusstar, Jan. 26, 1983.



1982 SEASON - Pat Tabler was the American Association's All-Star 3rd baseman last year after hitting .342 to finish 2nd in the league's batting race. He led the A.A. in triples (11), tied for 2nd in doubles (32), and finished 3rd in RBI's (105). On top of that, he also finished the year 2nd among league 3rd basemen in fielding percentage, putouts, assists, and total chances. Pat was called-up to the Cubs in September, where he batted .235 in 25 games. During the month, he put together a 7-game hitting streak and hit safely in 12 of 13 games.

CAREER - Tabler made his major league debut in 1981 after spending the middle of the year with the Iowa Oaks, the Cubs' "AAA" affiliate, playing mostly at 2nd base. He was obtained by the Cubs Aug. 19, 1981 from the New York Yankees, where he had been playing for the Yanks' top farm club at Columbus, OH. In 1980, he played at the "AA" level, at Nashville, where he hit .296 with 16 homers. He batted .300 at West Haven and .316 at Ft. Lauderdale in splitting the 1979 season between the 2 clubs. Pat was selected by the Yankees in the first round of the June, 1976, Free Agent Draft, the 16th player in the nation to be picked.

(Continued on next page)

(Tabler, cont.)

MISCELLANEOUS - A native of Cincinnati, it's not too difficult to understand why his baseball hero is Pete Rose. Pat graduated from McNicholas High School (Cincinnati) where he was both a basketball and baseball star. He was All-City, All-District, All-State, and All-American, along with being selected the city "MVP" and "Player-of-the-Year" in 1976. He played on 2 city championship teams. Also playing in his same prep conference in Cincinnati were new teammate Richard Dotson, and former teammate Leon Durham. Pat and his wife, Susan, are new parents; Patrick Tyler was born this past autumn.

YEAR	CLUB	AVG	G	AB	R	H	TB	2B	3B	HR	RBI	GW		SH	SF	HB	BB	SO	SB	CS	E
												RBI	SH								
1976	Oneonta	.231	65	238	27	55	61	3	0	1	20	-	2	3	2	27	35	6	2	12	
1977	Ft. Lauderdale	.238	110	391	35	93	105	7	1	1	36	-	3	3	0	43	62	4	8	35	
1978	Ft. Lauderdale	.273	138	455	56	124	159	9	5	5	70	-	6	7	1	76	69	5	1	15	
1979	Ft. Lauderdale	.316	75	247	39	78	104	12	4	2	33	-	1	1	5	51	46	4	3	11	
	West Haven	.300	56	190	33	57	96	15	3	6	36	-	1	3	2	36	44	9	4	13	
1980	Nashville	.296	136	479	82	142	244	38	8	16	83	13*	4	2	7	66	74	9	6	27	
1981	Columbus	.296	52	179	41	53	106	14	3	11	33	4	1	3	4	27	43	0	1	14	
	Iowa	.306	63	222	41	68	105	13	3	6	37	2	1	3	3	25	40	2	3	4	
	CHICAGO (NL)	.188	35	101	11	19	27	3	1	1	5	1	3	0	0	13	26	0	1	3	
1982	Iowa	.342	129	441	89	151	256	32	11*	17	105	5	3	9 ⁰¹	3	65	74	15	7	34	
	CHICAGO (NL)	.235	25	85	9	20	31	4	2	1	7	0	0	2	1	6	20	0	0	3	
N.L. TOTALS		.210	60	186	20	39	58	7	3	2	12	1	3	2	1	19	46	0	1	6	
M.L. TOTALS		.210	60	186	20	39	58	7	3	2	12	1	3	2	1	19	46	0	1	6	

*Led League

Ⓜ Tied for league lead

Last HR: 9/19/82 vs. Montreal

Last grand slam: none

RICHARD WILLIAMS (DICK) TIDROW

#41



POSITION: Pitcher
AGE: 35, turns 36 May 14
BORN: San Francisco, CA 5/14/47
HEIGHT/WEIGHT: 6-4, 213
BATS/THROWS: Right/Right
RESIDENCE: Kansas City, MO
FAMILY: Married (Mary Jo), a son (Andrew, b 7/13/79).

ACQUIRED: From Chicago Cubs, with pitcher Randy Martz and infielders Pat Tabler and Scott Fletcher, in exchange for pitchers Steve Trout and Warren Brusstar, Jan. 26, 1983.

1982 SEASON - Dick Tidrow finished the '82 season with the best winning percentage of any pitcher on the Chicago Cubs' staff (.727, 8-3). From July 19 through the end of the season he appeared in 29 games, pitching shutout ball in 22 of those appearances. During that stretch, he pitched 42.2 innings, giving-up just 10 earned runs for a 2.11 ERA. From July 10 to Aug. 26, he pitched 23 innings in 15 relief stints, allowing a total of only 2 earned runs for a 0.78 ERA. He only walked 19 batters unintentionally all year in 103.2 innings. In fact, over the last 2 seasons, Dick has only allowed 34 batters a free ride to first base in 178 innings, that's less than 2 bases-on-balls (1.8) per 9 innings.

CAREER - An 11-year major league veteran, Tidrow is returning to the American League after nearly 4 seasons in the National League, all with the Cubs. He had been strictly a reliever with the Cubs. He has been a reliever most of his big league career, although he was a starter for 2 seasons with New York (1974, '78) and 2 seasons with Cleveland (1972, '73). In 1981 with the Cubs, Dick's 51 appearances led the team and ranked 4th overall in the National League. In 1980, he tied the Cubs' team record for appearances (84, established in 1965 by Ted Abernathy, leading the N.L. in that department). In May of 1981, Dick put together a string of 22 consecutive outs for the Cubs. Tidrow was acquired by the Cubs May 23, 1979 from the Yankees, in exchange for pitcher Ray Burris, and went on to

(Continued on next page)

(Tidrow, cont.)

record an 11-5 record, and led the team with 63 appearances. He was named National League "Player-of-the-Month" in July of '79 after posting a 5-0 record. He was 41-33 in 5-plus seasons with the Yankees, making World Series appearances with them in 1976, '77, and '78. Dick made the longest relief appearance of his career Aug. 25, 1976 when he faced the Minnesota Twins for 10.2 innings, allowing no runs on 4 hits. The game ultimately went 19 innings with the Yankees winning 5-4, but he did not receive credit for the victory. He was the winning pitcher in the first game ever played in the "new" Yankee Stadium, April 15, 1976. He broke into the majors in 1972 with the Cleveland Indians, and recorded a 2.77 ERA in 34 starts to be named American League "Rookie-of-the-Year" by THE SPORTING NEWS. He made a career high 40 starts for the Indians in 1973, then was traded to the Yanks April 26, 1974, along with first baseman Chris Chambliss and pitcher Cecil Upshaw, in exchange for pitchers Fritz Peterson, Tom Buskey, Steve Kline and Fred Beene. Dick spent 5 seasons in the minor leagues, the best of which was 1969 when he was 15-6 with a 2.65 ERA to be named to the California League All-Star Team and "Minor League Pitcher-of-the-Year."

MISCELLANEOUS - At Mt. Eden High School (Haywood, CA), Dick enjoyed an outstanding prep career, lettering in football, basketball, and baseball. He pitched a no-hitter on his 18th birthday, and once fanned 19 batters in a 7-inning high school game, and 22 in an American Legion game. He attended Chabot College, and won 12 games, 6 of them by shutouts, in 1967 to be named to the Golden Gate All-Conference team. He spent most of the 1968 season in the United States Marine Corps.

YEAR	CLUB	W-L	PCT.	ERA	G	GS	CG	SHO	SV	IP	H	R	ER	HR	HB	BB-I	SO	WP	BK	
1967	Reno	0-1	.000	6.63	7	1	0	0	0	19	20	16	14	1	1	10-2	18	4	0	
	Rock Hill	0-1	.000	5.63	4	4	0	0	0	16	15	10	10	1	1	9-0	9	1	0	
1968	Reno	1-0	1.000	0.00	6	0	0	0	0	8	3	0	0	0	0	4-0	11	3	0	
1969	Reno	15-6	.714	2.65	25	25	11	2	0	187	170	71	55	9	1	48-4	189	15	2	
1970	Wichita	3-4	.429	5.10	18	15	2	0	0	83	99	49	47	7	5	29-3	71	2	0	
	Reno	2-2	.500	2.57	6	4	0	0	0	35	35	16	10	4	0	12-0	33	1	0	
1971	Wichita	8-6	.571	4.15	20	20	3	1	0	124	123	61	57	21	8	45-5	81	5	0	
	Reno	4-0	1.000	3.32	7	4	2	0	0	38	38	16	14	5	0	11-0	29	1	0	
1972	CLEVELAND	14-15	.483	2.77	39	34	10	3	0	237	200	83	73	21	6	70-13	123	3	1	
1973	CLEVELAND	14-16	.467	4.42	42	40	13	2	0	275	289	150	135	31	8	95-10	138	6	1	
1974	CLEVELAND	1-3	.250	7.11	4	4	0	0	0	19	21	17	15	4	2	13-1	8	0	0	
	N.Y. (AL)	11-9	.550	3.87	33	25	5	0	0	191	205	99	82	14	4	53-7	100	4	0	
1975	N.Y. (AL)	6-3	.667	3.13	37	0	0	0	0	5	65	65	27	24	5	3	31-6	38	2	0
1976	N.Y. (AL)	4-5	.444	2.63	47	2	0	0	10	92	80	29	27	5	1	24-1	65	0	0	
1977	N.Y. (AL)	11-4	.733	3.16	49	7	0	0	5	151	143	57	53	20	2	41-11 ^(*)	83	2	0	
1978	N.Y. (AL)	7-11	.389	3.84	31	25	4	0	0	185	191	87	79	13	5	53-3	73	5	0	
1979	N.Y. (AL)	2-1	.667	7.83	14	0	0	0	2	23	38	20	20	5	0	4-0	7	2	0	
	CHICAGO (NL)	11-5	.688	2.71	63	0	0	0	4	103	86	35	31	5	2	42-11	68	3	0	
1980	CHICAGO (NL)	6-5	.545	2.79	84*	0	0	0	6	116	97	44	36	10	5	53-16 ^(*)	97	1	0	
1981	CHICAGO (NL)	3-10	.231	5.04	51	0	0	0	9	75	73	45	42	6	1	30-15	39	1	0	
1982	CHICAGO (NL)	8-3	.727	3.39	65	0	0	0	0	6	103	106	45	39	6	3	29-10	62	1	0
A.L. TOTALS		70-67	.511	3.68	296	137	32	5	22	1242	1232	569	508	118	31	426-52	635	24	2	
N.L. TOTALS		28-23	.549	3.56	263	0	0	0	25	397	362	169	148	27	11	154-52	266	6	0	
M.L. TOTALS		98-90	.520	3.60	559	137	32	5	47	1639	1594	738	656	145	42	725-104	901	30	2	

*Led League @ Tied for league lead Last shutout: 7/14/73 @ Minnesota Last complete game: 9/19/78 vs. Milwaukee

LEAGUE CHAMPIONSHIP SERIES RECORD

YEAR	CLUB, OPP.	W-L	ERA	G	GS	CG	SHO	SV	IP	H	R	ER	BB	SO
1976	N.Y. vs. K.C.	1-0	3.68	3	0	0	0	0	7.1	6	4	3	4	0
1977	N.Y. vs. K.C.	0-0	3.86	2	0	0	0	0	7.0	6	3	3	3	3
1978	N.Y. vs. K.C.	0-0	4.76	1	0	0	0	0	5.2	8	3	3	2	1
L.C.S. TOTALS		1-0	4.05	6	0	0	0	0	20.0	20	10	9	9	4

WORLD SERIES RECORD

YEAR	CLUB, OPP.	W-L	ERA	G	GS	CG	SHO	SV	IP	H	R	ER	BB	SO
1976	N.Y. vs. Cin.	0-0	8.57	2	0	0	0	0	2.1	5	2	2	1	1
1977	N.Y. vs. L.A.	0-0	4.91	2	0	0	0	0	3.2	5	2	2	0	1
1978	N.Y. vs. L.A.	0-0	1.93	2	0	0	0	0	4.2	4	1	1	0	5
W.S. TOTALS		0-0	4.22	6	0	0	0	0	10.2	14	5	5	1	7

DID YOU KNOW...

Ed Walsh hurled three one-hit games for the 1906 Chicago White Sox; he also pitched in 14 shutout games, of which he won 10.



POSITION: Infielder
AGE: 23, turns 24 Oct. 6
BORN: Douglas, GA 10/6/59
HEIGHT/WEIGHT: 6-3, 205
BATS/THROWS: Left/Right
RESIDENCE: Douglas
FAMILY: Married (Carman), a daughter (Kaycee, b 10/17/79)
ACQUIRED: Selected from Philadelphia Phillies organization in Major League Draft Dec. 4, 1979

1982 SEASON - Greg Walker has played in the shadow of Ron Kittle the last couple of seasons, but many baseball experts agree he is about to blossom on his own. Greg led all White Sox hitters last spring training with a .524 mark (11-for-21) and kept up the torrid pace as the everyday first baseman for the Sox' "AAA" club, the Edmonton (CAN.) Trappers. He was hitting .463 (19-for-41) with 2 homers and 6 RBI's in the first 10 games of the season for the Trappers when he suffered a broken wrist of his glove arm (right) on a tag play at first base. The injury occurred April 22, and he returned to the Edmonton line-up 3 months later (July 23). He finished-up the '82 season at Edmonton, batting .350 in 35 games, and reported to the Sox' Instructional League camp in Sarasota to continue rehabilitating his wrist. At Comiskey Park in Chicago, first Tom Paciorek, then Mike Squires suffered injuries, and the unexpected call went out Sept. 15 for Greg to make his first trip to the major leagues. He made his major league debut Sept. 16 at Comiskey Park, and got a pinch single in his first major league at-bat. He came to the plate in 8 games during the last 2 weeks of the season, and got hits in 6 of those games, including his last 5 games in a row, thus currently holds a 5-game hitting streak in the major leagues going into the '83 season. Greg hit 2 homers and drove-in 7 runs in just 11 games for the Sox, batting .412 for them in his brief debut. He connected for his first major league home run Sept. 27 at Comiskey Park off Bob Stoddard of Seattle to lead the Sox to a 4-1 win, but the biggest hit of his young big league career came in game #1 of a two-night doubleheader that same night vs. the Mariners. In the 9th inning of that game, he hit a bases-loaded double to drive-in 3 runs for the Sox.

CAREER - Walker was the everyday first baseman for the White Sox most successful farm club in 1981, the Glens Falls (NY) White Sox, who won both halves of the North Division in the "AA" Eastern League and posted a composite 94-52 record, 42 games over .500. And Greg was a big part of that impressive win total: he finished 3rd in the Eastern League in hitting (.321) while leading the league in runs scored (117), hits (163), doubles (33), and hitting 22 homers.

MISCELLANEOUS - Signed originally by the Philadelphia organization in 1977, he was acquired by the White Sox in December of 1979 via the Major League Draft. Greg starred in baseball and football at Coffee High School (Douglas).

YEAR	CLUB	AVG	G	AB	R	H	TB	2B	3B	HR	GW										
											RBI	RBI	SH	SF	HB	BB	SO	SB	CS	E	
1977	Auburn	.255	33	98	12	25	36	1	2	2	8	0	0	0	16	20	1	1	0		
1978	Spartanburg	.208	100	341	51	71	124	16	2	11	47	1	3	9	48	84	1	2	12		
1979	Peninsula	.280	122	446	59	125	190	27	4	10	61	7	2	4	40	92	6	3	19		
1980	Appleton	.280	135	464	81	130	219	20	3	21	98*	0	8	11	88	76	11	2	10		
1981	Glens Falls	.321	135	508	117*	163*	266	33*	2	22	86	9	2	3	9	72	85	1	2	11	
1982	Edmonton	.350	35	117	18	41	58	8	0	3	12	3	0	0	25	14	0	1	0		
	WHITE SOX	.412	11	17	3	7	17	2	1	2	7	1	0	0	2	3	0	0	0		
A.L. TOTALS		.412	11	17	3	7	17	2	1	2	7	1	0	0	2	3	0	0	0		
M.L. TOTALS		.412	11	17	3	7	17	2	1	2	7	1	0	0	2	3	0	0	0		

*Lea League

Last HR: 10/1/82 @ Minnesota

Last grand slam: none

NON-ROSTER PLAYERS

JUAN AGOSTO #50

POSITION: Pitcher
AGE: 25
BORN: Rio Piedra, P.R. 2/23/58
RESIDENCE: Carabia, P.R.
HEIGHT/WEIGHT: 6-0, 175
BATS/THROWS: Left/Left
STATUS: Single
ACQUIRED: Signed as a free agent, Jan. 18, 1980.



Juan is in his 7th year in professional baseball in 1983 after spending most of the 1982 season with the Edmonton (CAN.) Trappers of the Pacific Coast League. He finished the season with the Trappers by leading the club in saves (11) and appearances (50). Agosto was a member of the White Sox' 25-man Opening Day roster in 1982 and made one appearance for the Sox on April 20th vs. the New York Yankees (allowed 4 runs, 7 hits in 2 innings) before being optioned to Edmonton on April 26.

YEAR CLUB	W-L	PCT.	ERA	G	GS	CG	SHO	SV	IP	H	R	ER	HR	HB	BB-I	SO	WP	BK
1975 Winter Haven	0-4	.000	5.79	6	6	0	0	0	28	35	23	18	2	3	24-0	19	5	3
Eimira	1-4	.200	8.61	9	5	0	0	0	23	27	37	22	2	1	34-1	22	2	2
1976 Winter Haven	5-11	.313	4.63	28	13	3	0	0	107	97	70	55	1	1	69-0	80	8	1
1977 Winston-Salem	4-9	.308	5.97	30	23	0	0	0	119	128	106	79	5	9	111-1	98*	7	4*
1978 Winter Haven	0-0	.000	18.00	1	1	0	0	0	1	5	2	2	0	0	0-0	0	0	0
Winston-Salem	5-11	.313	3.83	23	19	9	2	0	120	114	75	51	6	8	89-3	74	8	5*
1979	—did not play—																	
1980 Glens Falls	1-0	1.000	6.95	8	0	0	0	1	22	26	18	17	2	2	18-0	8	2	0
Appleton	11-6	.647	2.69	23	16	5	1	1	144	118	60	43	1	11	52-1	93	10	1
1981 Edmonton	7-10	.412	3.90	48	4	2	0	7	120	128	61	52	8	2	49-3	57	4	0
WHITE SOX	0-0	.000	4.76	2	0	0	0	0	6	5	3	3	1	0	0-0	3	0	0
1982 Edmonton	3-4	.429	5.00	50	3	1	0	11	95	101	63	53	7	4	49-1	39	10	NA
WHITE SOX	0-0	.000	18.00	1	0	0	0	0	2	7	4	4	0	0	0-0	1	0	0
A.L. TOTALS	0-0	.000	7.88	3	0	0	0	0	8	12	7	7	1	0	0-0	4	0	0
M.L. TOTALS	0-0	.000	7.88	3	0	0	0	0	8	12	7	7	1	0	0-0	4	0	0

*Led League

FERNANDO (NANDO) ARROYO #59

POSITION: Pitcher
AGE: 30, turns 31, March 21
BORN: Sacramento, CA
 3/21/52
HEIGHT/WEIGHT: 6-2, 196
BATS/THROWS: Right/Right
RESIDENCE: Sacramento, CA
FAMILY: Married (Maria); a daughter (Ariana, b 9/12/82)
ACQUIRED: Signed as a free agent by Edmonton of P.C.L., July 29, 1982.



The 1982 season was a year of traveling for "Nando". He played with four different clubs, including brief stints with the Minnesota Twins and the Oakland A's. Arroyo began the 1982 season with the Minnesota Twins before being released on May 12th after only 7 appearances in a Twin uniform. Arroyo then traveled west and was signed as a free agent by the Oakland A's May 25, and joined Tacoma, the A's "AAA" farm club. After appearing in only 4 games with Tacoma, Arroyo was called up to the parent club and pitched in 10 games recording a 0-0 record. He was then released by the A's on July 27 and signed by Edmonton (July 29).

(Continued on page 60)

CHICAGO WHITE SOX 1983

MANAGER: Tony La RUSSA (10)

TRAINERS: Herman SCHNEIDER, Brandt McFARLIN

TRAVELING SECRETARY: Glen ROSENBAUM

NO.	PITCHERS (14)	B	T	HT	WT	BORN	BIRTHPLACE	RESIDENCE
24	BANNISTER, Floyd	L	L	6-1	195	6/10/55	Pierre, SD	Scottsdale, AZ
52	BARNES, Richard	R	L	6-4	186	7/11/59	Palm Beach, FL	Lake Worth, FL
30	BAROJAS, Salome	R	R	5-9	160	6/16/57	Cordoba, Veracruz, MX	Cordoba, MX
40	BURNS, Britt	R	L	6-5	218	6/ 8/59	Houston, TX	Birmingham, AL
49	DOTSON, Richard	R	R	6-0	196	1/10/59	Cincinnati, OH	Cincinnati, OH
45	HICKEY, Kevin	L	L	6-1	170	2/25/56	Chicago, IL	Chicago, IL
31	HOYT, LaMarr	R	R	6-1	222	1/ 1/55	Columbia, SC	Columbia, SC
67	KERN, Jim	R	R	6-5	105	3/15/49	Gladwin, MI	Arlington, TX
36	KOOSMAN, Jerry	R	L	6-2	225	12/23/43	Appleton, MN	Chaska, MN
53	LAMP, Dennis	R	R	6-3	210	9/23/52	Los Angeles, CA	Arlington Hts., IL
33	MARTZ, Randy	L	R	6-4	210	5/28/56	Harrisburg, PA	Piedmont, SC
43	MURA, Steve	R	R	6-2	190	2/12/55	New Orleans, LA	Metairie, LA
54	SIWY, Jim	R	R	6-4	200	9/20/58	Central Falls, RI	Cntrl Falls, RI
41	TIDROW, Dick	R	R	6-4	213	5/14/47	San Francisco, CA	Kansas City, MO
NO.	CATCHERS (3)	B	T	HT	WT	BORN	BIRTHPLACE	RESIDENCE
72	FISK, Carlton	R	R	6-2	220	12/26/47	Bellows Fis, VT	Lockport, IL
7	HILL, Marc	R	R	6-3	215	2/18/52	Elsberry, MO	Clearwater, FL
12	SKINNER, Joel	R	R	6-4	198	2/21/61	San Diego, CA	San Diego, CA
NO.	INFIELDBERS (12)	B	T	HT	WT	BORN	BIRTHPLACE	RESIDENCE
14	BERNAZARD, Tony	S	R	5-9	160	8/24/56	Caguas, PR	Caguas, PR
46	FLETCHER, Scott	R	R	5-11	168	7/30/58	Ft. Walton, FL	Wadsworth, OH
27	GRAY, Lorenzo	R	R	6-1	180	3/ 4/58	Mound Bayon, MS	Lynwood, CA
32	HULETT, Tim	R	R	6-0	180	1/12/60	Springfield, IL	Springfield, IL
5	LAW, Vance	R	R	6-2	185	10/ 2/56	Boise, ID	Provo, UT
28	MORSE, Mike	R	R	5-11	155	3/28/62	Miami, FL	Plantation, FL
26	MULLINS, Fran	R	R	6-0	182	5/14/57	Oakland, CA	Oakland, CA
23	NYMAN, Chris	R	R	6-4	200	6/ 6/55	Pomona, CA	Dittmer, MO
44	PACIOREK, Tom	R	R	6-4	210	11/ 2/46	Detroit, MI	Sarasota, FL
25	SQUIRES, Mike	L	L	5-11	198	3/ 5/52	Kalamazoo, MI	Crete, IL
16	TABLER, Pat	R	R	6-2	195	2/ 2/58	Hamilton, OH	Cincinnati, OH
29	WALKER, Greg	L	R	6-3	205	10/ 6/59	Douglas, GA	Douglas, GA
NO.	OUTFIELDERS (6)	B	T	HT	WT	BORN	BIRTHPLACE	RESIDENCE
3	BAINES, Harold	L	L	6-2	175	3/15/59	Easton, MD	St. Michaels, MD
17	HAIRSTON, Jerry	S	R	5-10	180	2/16/52	Birmingham, AL	Arlington, TX
42	KITTLE, Ron	R	R	6-4	200	1/ 5/58	Gary, IN	Gary, IN
11	LAW, Rudy	L	L	6-1	165	10/ 7/56	Waco, TX	Los Angeles, CA
8	LeFLORE, Ron	R	R	6-0	200	6/16/48	Detroit, MI	Sarasota, FL
19	LUZINSKI, Greg	R	R	6-1	225	11/22/51	Chicago, IL	Medford, NJ

SPRING TRAINING

1—WINKLES, Bobby, Instr.	14—BERNAZARD, Tony, IF	27—GRAY, Lorenzo, IF-OF
2—RETIRED (Nellie Foz)	15—KUSNYER, Art, Instr.	28—MORSE, Mike, IF
3—BAINES, Harold, OF	16—TABLER, Pat, IF	29—WALKER, Greg, IF
4—RETIRED (Luke Appling)	17—HAIRSTON, Jerry, OF	30—BAROJAS, Salome, RHP
5—LAW, Vance, IF	18—DUNCAN, Dave, Coach	31—HOYT, LaMarr, RHP
6—LAU, Charley, Coach	19—LUZINSKI, Greg, DH-OF	32—HULETT, Tim, IF
7—HILL, Marc, C	21—LEYLAND, Jim, Coach	33—MARTZ, Randy, RHP
8—LeFLORE, Ron, OF	*22—YOBS, Dave, OF	*34—WALLER, Tye, IF-OF
9—MINOSO, Minnie, Instr.	23—NYMAN, Chris, IF-OF	35—BRINKMAN, Ed, Coach
10—La RUSSA, Tony, Manager	24—BANNISTER, Floyd, LHP	36—KOOSMAN, Jerry, LHP
11—LAW, Rudy, OF	25—SQUIRES, Mike, IF	*37—FALLON, Bob, LHP
12—SKINNER, Joel, C	26—MULLINS, Fran, IF	

*NON-ROSTER

SPRING TRAINING ROSTER

COACHES: Ed BRINKMAN (35), Dave DUNCAN (18), Charley LAU (6), Jim LEYLAND (21), Dave NELSON (38)

EQUIPMENT MANAGERS: Willie THOMPSON, John McNAMARA, Jr.

1982 CLUB	W-L	ERA	G	GS	CG	SV	IP	H	BB	SO
SEATTLE	12-13	3.43	35	35	5	0	247	225	77	209
WHITE SOX	0-2	4.76	6	2	0	1	17	21	4	6
Edmonton	10-6	5.52	19	18	8	4	117 1	125	58	56
WHITE SOX	6-6	3.54	61	0	0	21	106 2	96	46	56
WHITE SOX	13-5	4.04	28	28	5	0	169 1	168	67	116
WHITE SOX	11-15	3.84	34	31	3	0	196 2	219	73	109
WHITE SOX	4-4	3.00	60	0	0	6	78	73	30	38
WHITE SOX	19-15	3.53	39	32	14	0	239 2	248	48	124
CINCINNATI	3-5	2.84	50	0	0	2	76	61	48	43
WHITE SOX	2-1	5.14	13	1	0	3	28	20	12	23
WHITE SOX	11-7	3.84	42	19	3	3	173 1	194	38	88
WHITE SOX	11-8	3.99	44	27	3	5	189 2	206	59	78
CHICAGO (NL)	11-10	4.21	28	24	1	1	147	157	36	40
S.F. LOUIS	12-11	4.05	35	30	7	2	184	196	80	84
Edmonton	12-8	4.04	26	25	8	0	171 2	184	58	79
WHITE SOX	0-0	10.29	2	1	0	0	7	10	5	3
CHICAGO (NL)	8-3	3.39	65	0	0	6	103	106	29	62

1982 CLUB	AVG	G	AB	R	H	2B	3B	HR	RBI	BB	SO	SB
WHITE SOX	.267	135	476	66	127	17	3	14	65	46	60	17
WHITE SOX	.261	53	88	9	23	2	0	3	13	6	13	0
Glens Falls	.254	120	422	49	107	11	6	7	65	38	115	1

1982 CLUB	AVG	G	AB	R	H	2B	3B	HR	RBI	BB	SO	SB
WHITE SOX	.256	137	540	90	138	25	9	11	56	67	88	11
Iowa	.313	129	502	90	157	20	3	4	60	46	62	20
CHICAGO (NL)	.167	11	24	4	4	0	0	0	1	4	5	1
Edmonton	.358	124	481	97	172	33	5	16	79	38	55	20
WHITE SOX	.286	17	28	4	8	1	0	0	0	2	4	1
Glens Falls	.271	140	536	113	145	28	5	22	87	95	135	1
WHITE SOX	.281	114	359	40	101	20	1	5	54	26	46	4
Glens Falls	.246	62	256	40	63	9	0	7	19	24	47	5
Edmonton	.284	98	310	55	88	2	2	14	56	48	71	2
Edmonton	.335	118	465	95	156	28	5	14	92	61	39	31
WHITE SOX	.246	28	65	6	16	1	0	0	2	3	9	3
WHITE SOX	.312	104	382	49	119	27	4	11	55	24	53	3
WHITE SOX	.267	116	195	33	52	9	3	1	21	14	13	3
Iowa	.342	129	441	89	151	32	11	17	105	85	74	15
CHICAGO (NL)	.235	25	85	9	20	4	2	1	7	6	20	0
Edmonton	.350	35	117	18	41	8	0	3	13	25	14	0
WHITE SOX	.412	11	17	3	7	2	1	2	7	2	3	0

1982 CLUB	AVG	G	AB	R	H	2B	3B	HR	RBI	BB	SO	SB
WHITE SOX	.271	161	608	89	165	29	8	25	105	49	95	10
WHITE SOX	.233	85	90	11	21	5	0	5	18	9	15	0
Edmonton	.345	127	472	121	163	22	10	50	144	75	108	5
WHITE SOX	.241	20	29	3	7	2	0	1	7	3	12	0
WHITE SOX	.318	121	336	55	107	15	8	3	32	23	41	36
WHITE SOX	.287	91	334	58	96	15	4	4	25	22	91	28
WHITE SOX	.292	159	583	87	170	37	1	18	102	89	120	1

NUMERICAL ROSTER

38—NELSON, Dave, Coach	49—DOTSON, Richard, RHP	*60—PARSONS, Casey, OF
39—ROSENBAUM, Glen, BP Pitcher	*50—AGOSTO, Juan, LHP	*61—TORRES, Raymundo, OF
40—BURNS, Britt, LHP	*51—BRADLEY, Len, RHP	62—REYNOLDS, Tommy, Instr.
41—TIDROW, Dick, RHP	52—BARNES, Richard, LHP	63—HAIRSTON, Sam, Instr.
42—KITTLE, Ron, OF	53—LAMP, Dennis, RHP	64—MAHONEY, Jim, Instr.
43—MURA, Steve, RHP	54—SIWY, Jim, RHP	65—LAW, Vern, Instr.
44—PACIOREK, Tom, IF-OF	*55—SEILHEIMER, Rick, C	66—GARRETT, Adrian, Instr.
45—HICKEY, Kevin, LHP	*56—FOLEY, Marv, C	67—KERN, Jim, RHP
46—FLETCHER, Scott, IF	*57—DESJARLAIS, Keith, RHP	68—CONTRERAS, Nardi, Instr.
*47—KUNTZ, Rusty, OF	*58—HARDY, John, RHP	70—BOLES, John, Instr.
48—KARKOVIC, Ron, C	*59—ARROYO, Fernando, RHP	72—FISK, Carlton, C

(Arroyo, cont.)

YEAR	CLUB	W-L	PCT.	ERA	G	GS	CG	SHO	SV	IP	H	R	ER	HR	HB	BB-I	SO	WP	BK
1970	Bristol	4-1	.800	2.07	9	8	5	0	0	61	45	28	14	3	3	21-0	53	2	0
1971	Lakeland	11-11	.500	2.52	25	25	13	5	0	193	153	71	54	7	6	62-2	117	3	0
1972	Montgomery	8-9	.471	3.84	28	23	4	1	1	157	142	81	67	13	6	55-7	82	4	0
1973	Montgomery	9-8	.529	3.06	23	22	10	1	0	159	153	71	54	10	5	50-1	74	6	0
1974	Evansville	6-4	.600	4.23	35	2	0	0	2	87	93	50	41	9	3	45-6	45	5	0
1975	Evansville	5-4	.556	2.62	11	11	3	0	0	86	82	37	25	4	0	18-2	44	5	0
	DETROIT	2-1	.667	4.58	14	2	1	0	0	53	56	28	27	5	1	22-2	25	1	1
1976	Evansville	5-8	.385	4.78	44	9	2	0	10	102	120	74	54	13	5	41-10	56	2	0
1977	DETROIT	8-18	.308	4.18	38	28	8	1	0	209	227	102	92	23	1	52-5	60	3	0
1978	Evansville	4-10	.286	4.11	20	19	3	0	0	105	124	56	48	7	2	30-2	45	4	1
1979	Evansville	7-4	.636	3.00	19	13	2	0	0	114	113	50	38	10	4	34-6	39	4	0
	DETROIT	1-1	.500	8.25	6	0	0	0	0	12	17	11	11	3	0	4-2	7	0	0
1980	Toledo	6-1	.857	1.63	9	8	4	2	0	72	56	22	13	3	3	14-0	36	1	0
	MINNESOTA	6-6	.500	4.70	21	11	1	1	0	92	97	55	48	7	2	32-2	27	4	3
1981	MINNESOTA	7-10	.412	3.94	23	19	2	0	0	128	144	66	56	11	5	34-1	39	3	0
1982	MINNESOTA	0-1	.000	5.27	7	0	0	0	0	13	17	8	8	2	0	6-1	4	1	0
	Tacoma	0-2	.000	6.60	4	2	0	0	0	15	25	14	11	2	0	5-0	8	0	0
	OAKLAND	0-0	.000	5.24	10	0	0	0	0	22	23	14	13	4	1	7-0	9	3	0
	Edmonton	2-1	.667	2.73	14	0	0	0	4	33	32	17	10	3	2	12-3	14	1	0
A.L. TOTALS		24-37	.393	4.34	119	60	12	2	0	529	581	284	255	55	10	157-13	171	15	4
M.L. TOTALS		24-37	.393	4.34	119	60	12	2	0	529	581	284	255	55	10	157-13	171	15	4

Last shutout: 7/19/81 @ Boston

Last complete game: 7/21/81 vs. Texas

THOMAS LEONARD (LEN) BRADLEY #51



POSITION: Pitcher
AGE: 24, turns 25 Aug. 31
BORN: Raleigh, NC 8/31/58
HEIGHT/WEIGHT: 6-5, 235
BATS/THROWS: Right/Right
RESIDENCE: Kipling, NC
FAMILY: Single
ACQUIRED: Signed his first professional contract with the White Sox June 11, 1980

Len enters his 4th season in the White Sox organization after spending the 1982 season with the Edmonton (CAN.) Trappers of the Pacific Coast League where he compiled a 4-9 record. Bradley turned in his best season with the Glens Falls White Sox (Eastern League) in 1980 when he recorded a 10-3 record.

YEAR	CLUB	W-L	PCT.	ERA	G	GS	CG	SHO	SV	IP	H	R	ER	HR	HB	BB-I	SO	WP	BK
1980	Glens Falls	2-0	1.000	3.00	7	0	0	0	0	18	17	6	6	0	2	7-0	19	5	0
	Iowa	2-0	1.000	5.40	11	0	0	0	0	35	46	25	21	4	0	17-2	24	2	1
1981	Glens Falls	10-3	.769	2.80	47	0	0	0	16	90	85	30	28	2	3	34-6	56	4	0
1982	Edmonton	4-9	.308	7.54	33	10	1	0	0	105	141	97	88	24	4	60-3	59	7	0

KEITH RICHARD DESJARLAIS #43



POSITION: Pitcher
AGE: 23, turns 24 July 4
BORN: Dearborn, MI 7/4/59
HEIGHT/WEIGHT: 6-3, 215
BATS/THROWS: Right/Right
RESIDENCE: Detroit, MI
FAMILY: Single
ACQUIRED: Signed by White Sox as a free agent Feb. 5, 1981

(Continued on next page)

(Desjarlais, cont.)

Keith experienced a disappointing 1982 season with the Glens Falls White Sox and Edmonton Trappers, where he recorded identical 2-3 records at both stops. He was sidelined for a couple of days (June 14-16) after being hit on the right shoulder by a line drive while pitching for the Trappers. He enjoyed his best season with the Glens Falls White Sox (Eastern League) in 1981 when he recorded an 8-3 record and a 3.42 ERA in 14 games (13 starts) to finish 2nd on the club in ERA and tie for 3rd in won-loss percentage (.727).

YEAR	CLUB	W-L	PCT.	ERA	G	GS	CG	SHO	SV	IP	H	R	ER	HR	HB	BB-I	SO	WP	BK	
1979	Bristol	2-5	.286	6.20	11	8	2	0	0	45	55	40	31	7	0	21-1	27	4	0	
1980		—did not play—																		
1981	Appleton	3-6	.333	3.12	12	12	3	0	0	78	68	38	27	4	6	23-0	50	3	0	
	Glens Falls	8-3	.727	3.42	14	13	4	0	0	92	78	39	35	6	2	52-2	52	5	2	
1982	Glens Falls	2-3	.400	7.71	7	7	0	0	0	28	32	25	24	3	2	22-1	15	5	1	
	Edmonton	2-3	.400	6.91	7	7	0	0	0	28	42	25	22	3	1	20-0	8	5	NA	

ROBERT JOSEPH (BOB) FALLON #51

POSITION: Pitcher
AGE: 23
BORN: Long Island, NY, 2/18/60
HEIGHT/WEIGHT: 6-3, 200
BATS/THROWS: Left/Left
RESIDENCE: Hollywood, FL
FAMILY: Single
ACQUIRED: Signed his first pro contract with the White Sox June 11, 1979.



Bob spent his 2nd season in a row with the Glens Falls White Sox (class "AA") and was one of the leading hurlers on the GlenSox staff in 1982. He tied for 3rd on the staff in wins (9) while leading the club in strikeouts (119), and tying for the club leadership in games started (27). In addition, Fallon placed 3rd on the staff in complete games (3) and pitched one of the two shutouts that GlenSox hurlers threw during the season. Fallon graduated from Hollywood (FL) High School in 1978 and attended Miami Dade Junior College before signing his first professional contract with the White Sox.

YEAR	CLUB	W-L	PCT.	ERA	G	GS	CG	SHO	SV	IP	H	R	ER	HR	HB	BB-I	SO	WP	BK
1979	Niagara Falls	3-7	.300	3.47	15	12	1	0	0	83	70	48	32	3	1	66-0	52	6	0
1980	Appleton	11-5	.688	3.54	22	22	2	1	0	122	103	62	48	5	3	82-0	103	10	0
1981	Glens Falls	11-9	.550	5.40	26	26	4	0	0	135	155	112*	81	9	7	78-2	81	10	3
1982	Glens Falls	9-9	.500	4.75	28	27 ^{1/2}	3	1	0	147	142	90	78	16	8	87-1	119	5	0

MARVIS EDWIN (MARV) FOLEY #16

POSITION: Catcher
AGE: 29, turns 30 Aug. 29
BORN: Sanford, KY 8/29/53
HEIGHT/WEIGHT: 6-0, 195
BATS/THROWS: Left/Right
RESIDENCE: Sarasota, FL
FAMILY: Married (Barbara)
ACQUIRED: Selected #17 by White Sox in the June, 1975 Free Agent Draft



(Continued on next page)

(Foley, cont.)

Marv spent the entire season with the White Sox after turning in an outstanding spring in Sarasota that earned him the first annual "John McNamara Senior Memorial" award. He hit .273 with one homer and 5 RBI's in "A" games in the spring, while batting .375 with 1 homer and 2 RBI's in "B" games. Foley was used primarily as the 2nd back-up catcher to Carlton Fisk and Marc Hill during the 1982 season, as well as a pinch-hitter. Marv chipped in a key pinch hit for the Sox on May 19 against Texas that led the Sox to a 6-4 win. Marv enters his 8th season in the Sox organization having spent brief stints with the parent club from 1978-80. He hit .353 with Sox in 11 games during the 1978 season. He was the Edmonton Trappers' everyday catcher in 1981 and hit .296 with 11 homers and 46 RBI's. He was signed to his first pro contract by the Sox organization in 1975 and batted .308 in his rookie season with the Appleton Foxes (Midwest League).

YEAR	CLUB	AVG	G	AB	R	H	TB	2B	3B	HR	RBI	GW		SF	HB	BB	SO	SB	CS	E
												RBI	SH							
1975	Appleton	.308	6	13	1	4	4	0	0	0	1	-	0	0	0	1	1	0	0	0
	Knoxville	.293	51	150	22	44	56	9	0	1	27	-	4	3	0	24	27	1	3	4
1976	Knoxville	.251	126	414	44	104	126	12	2	2	36	-	5	7	2	41	45	3	4	13
1977	Appleton	.272	48	162	24	44	63	6	2	3	21	-	1	1	1	33	25	8	5	6
	Iowa	.185	10	27	1	5	11	3	0	1	4	-	0	0	0	3	5	1	2	2
	Knoxville	.301	66	226	33	68	105	13	3	6	42	-	0	5	2	33	28	2	2	2
1978	Knoxville	.275	103	338	52	93	126	20	5	1	44	-	4	4	2	44	37	1	5	7
	WHITE SOX	.353	11	34	3	12	12	0	0	0	6	-	0	0	0	4	6	0	1	3
1979	Iowa	.280	77	250	32	70	93	15	1	2	25	-	3	3	5	23	29	0	2	8
	WHITE SOX	.247	34	97	6	24	33	3	0	2	10	-	4	2	0	7	5	0	0	1
1980	Glens Falls	.324	21	68	10	22	30	5	0	1	9	-	0	0	0	15	9	1	0	1
	Iowa	.211	25	76	20	16	29	4	0	3	9	-	0	1	1	17	12	1	0	2
	WHITE SOX	.212	68	137	14	29	46	5	0	4	15	0	1	4	2	9	22	0	0	2
1981	Edmonton	.296	99	294	46	87	138	14	2	11	42	-	4	5	0	49	36	2	0	12
1982	WHITE SOX	.111	27	36	1	4	4	0	0	0	1	0	0	0	0	6	4	0	0	1
A.L. TOTALS		.227	140	304	24	69	95	8	0	6	32	0	5	6	2	26	37	0	1	7
M.L. TOTALS		.227	140	304	24	69	95	8	0	6	32	0	5	6	2	26	37	0	1	7

Last HR: 9/23/80 @ Oakland

Last grand slam: none

JOHN G. HARDY #58

POSITION: Pitcher
AGE: 23, turns 24 Oct. 8
BORN: St. Petersburg, FL
 10/8/59
HEIGHT/WEIGHT: 6-2, 175
BATS/THROWS: Right/Right
RESIDENCE: Plantation, FL
FAMILY: Single
ACQUIRED: Signed with the White Sox June 14, 1981



John has jumped three levels in the White Sox organization since signing with the Sox a year and a half ago. He spent most of the 1982 season with the Glens Falls White Sox before being promoted to the Edmonton Trappers in late August. He compiled an 11-8 record and a 3.57 ERA with the GlenSox, and his 11 wins were the second best output of any GlenSox hurler. In addition, Hardy finished 3rd on the club in games started (18), 2nd on the staff in complete games (6) and innings pitched (146.1), while placing 4th in strikeouts (96). In 1981, Hardy finished with an 8-2 record and a sharp 2.35 ERA. He led the Sarasota Sox in innings pitched (88), and his 78 strikeouts led the Gulf Coast Rookie League in that department, while his 8 wins tied for the league leadership. He graduated from Plantation (FL) High School in 1977 and attended Biscayne College in Miami, before signing with the White Sox.

YEAR	CLUB	W-L	PCT.	ERA	G	GS	CG	SHO	SV	IP	H	R	ER	HR	HB	BB-I	SO	WP	BK
1981	Sarasota	8-2	.800	2.35	12	11	4	2	0	88	72	24	23	3	0	7-0	78*	2	0
1982	Glens Falls	11-8	.579	3.57	28	18	6	0	0	146	140	85	38	10	3	32-2	96	3	0
	Edmonton	0-0	.000	15.00	1	1	0	0	0	3	7	5	5	0	1	0-0	1	0	0

*Led league

*Tied for League Lead

RONALD JOSEPH (RON) KARKOVICE

#48

POSITION: Catcher
AGE: 19, turns 20 Aug. 8
BORN: Union NJ 8/8/63
HEIGHT/WEIGHT: 6-1, 200
BATS/THROWS: Right/Right
RESIDENCE: Orlando, FL
FAMILY: Single
ACQUIRED: Selected first in the June 1982 Free Agent Draft.



A highly regarded catching prospect in the Sox organization, Ron was the Sox' number one selection in the June 1982 Free Agent Draft and was the 14th selection overall. He spent his first season in the Sox organization with the Sarasota White Sox (Gulf Coast Rookie League) and batted .262 with 7 homers and 32 RBI's in 60 games. He finished fourth on the club in at-bats (214), second in total bases (83) and first on the club in home runs (7) and second in RBI's (32). He was a member of the Boone High School state championship baseball team in Boston, MA, in 1981, before graduating from Tampa (Florida) High School in 1982.

YEAR CLUB	AVG	G	AB	R	H	TB	2B	3B	HR	RBI	GW		SH	SF	HB	BB	SO	SB	CS	E
											RBI	SH								
1982 Sarasota	.262	60	214	34	56	83	6	0	7	32	1	1	2	1	29	73	5	3	12	

RUSSELL JAY (RUSTY) KUNTZ

#47

POSITION: Outfielder
AGE: 28
BORN: Orange, CA 2/4/55
HEIGHT/WEIGHT: 6-3, 190
BATS/THROWS: Right/Right
RESIDENCE: Paso Robles, CA
FAMILY: Single
ACQUIRED: Selected #11 by White Sox in June 1977 Free Agent Draft.



Sidelined for part of the 1982 season at Edmonton after injuring his right shoulder crashing into a fence while chasing a fly ball, Rusty joined the White Sox on Sept. 1 and played a key utility role in centerfield for the Sox in the month of September. He made several defensive gems including an over the wall catch of a Bobby Grich fly ball that helped the Sox preserve a 5-3 win over the California Angels Sept. 8 in Anaheim. Rusty batted .269 with 7 homers and 34 RBI's at Edmonton in 1982.

YEAR CLUB	AVG	G	AB	R	H	TB	2B	3B	HR	RBI	GW		SH	SF	HB	BB	SO	SB	CS	E
											RBI	SH								
1977 Sarasota	.287	51	174	49	50	78	9	5	3	33	-	3	6	0	40	29	8	1	3	
1978 Knoxville	.263	113	395	68	104	173	25	5	10	57	-	6	7	1	61	75	11	5	3	
1979 Iowa	.294	122	394	67	116	198	27	5	15	57	-	8	3	2	56	111	4	4	5	
WHITE SOX	.091	5	11	0	1	1	0	0	0	0	-	0	0	0	2	6	0	0	0	
1980 Iowa	.292	91	339	47	99	156	20	2	11	54	-	6	4	1	37	61	9	6	7	
WHITE SOX	.226	36	62	5	14	18	4	0	0	3	1	0	0	0	5	13	1	0	1	
1981 WHITE SOX	.255	67	55	15	14	16	2	0	0	4	0	1	0	1	6	8	1	0	0	
1982 Edmonton	.269	69	193	35	52	88	11	2	7	34	2	3	3	0	50	54	7	11	5	
WHITE SOX	.192	21	26	4	5	6	1	0	0	3	0	0	0	0	2	8	0	0	0	
A.L. TOTALS	.221	129	154	24	34	41	7	0	0	10	1	1	0	1	15	35	2	0	1	
M.L. TOTALS	.221	129	154	24	34	41	7	0	0	10	1	1	0	1	15	35	2	0	1	

Last HR: none

Last grand slam: none

CASEY ROBERT PARSONS

#60



POSITION: Outfielder
AGE: 28, turns 29 April 14
BORN: Wanatchee, WA 4/14/54
HEIGHT/WEIGHT: 6-0, 185
BATS/THROWS: Left/Left
RESIDENCE: Spokane, WA
FAMILY: Single
ACQUIRED: Signed by the White Sox as a free agent on Dec. 15, 1982

After spending the entire 1982 season with the Seattle Mariners "AAA" farm club, Salt Lake City, Parsons signed as a free agent with the White Sox Dec. 15, 1982. He batted .285 with Salt Lake City, with 5 home runs and 35 RBI's. He spent part of the 1981 season with the Mariners and batted .227 with 1 homer and 5 RBI's before being demoted to Salt Lake where he hit .295 with 2 homers and 13 RBI's. His best season so far in professional ball was in his rookie season with Great Falls and Fresno where he hit .338 (14 RBI's) and .323 (10 RBI's) respectively.

YEAR CLUB	AVG	G	AB	R	H	TB	2B	3B	HR	RBI	GW		SH	SF	HB	BB	SO	SB	CS	E
											RBI	SH								
1976 Great Falls	.338	19	77	23	26	31	5	0	0	14	-	0	1	1	17	3	11	4	1	
Fresno	.323	42	167	30	54	64	6	2	0	10	-	2	1	0	20	14	6	2	2	
1977 Waterbury	.298	140 ^{off}	544	80	162	223	22	12*	5	75	-	8	2	2	55	75	18	10	10	
1978 Phoenix	.254	135	489	83	124	158	15	8	1	34	-	2	4	8	72	59	23	12	12 ^{off}	
1979 Phoenix	.309	142	566 ^{off}	99	175	257	35	16*	5	63	-	4	4	5	58	59	10	9	3	
1980 Phoenix																				
Spokane	.282	131	476	62	134	187	19	11	4	61	6	0	2	2	56	58	12	10	2	
1981 SEATTLE	.227	36	22	6	5	9	1	0	1	5	1	2	1	2	1	4	0	0	0	
Spokane	.295	41	149	23	44	63	11	1	2	13	1	3	2	2	16	25	4	2	0	
1982 Salt Lake City	.285	96	323	47	92	124	11	3	5	35	3	1	2	1	59	35	8	7	9	
A.L. TOTALS	.227	36	22	6	5	9	1	0	1	5	1	2	1	2	1	4	0	0	0	
M.L. TOTALS	.227	36	22	6	5	9	1	0	1	5	1	2	1	2	1	4	0	0	0	

*Led league

RICKY ALLEN (RICK) SEILHEIMER

#55



POSITION: Catcher
AGE: 22, turns 23 Aug. 30
BORN: Springfield, IL 8/30/60
HEIGHT/WEIGHT: 6-0, 185
BATS/THROWS: Left/Right
RESIDENCE: Springfield, IL
FAMILY: Married (Linda)
ACQUIRED: Selected #1 by the White Sox in the June 1979 Free Agent Draft

Rick completed his 4th season in the Sox organization in 1982 after spending the entire season with the Edmonton (CAN.) Trappers of the Pacific Coast League. Seilheimer suffered through his worst offensive season since signing with the Sox in 1979. He hit .238 with 6 homers and 34 RBI's in 1982. He was the regular catcher for the Glens Falls (NY) White Sox in 1981 when the GlenSox won both halves of the North Division of the Eastern League. Rick batted .259 with 7 home runs and 25 RBI's. He made his first appearance in the major leagues at the ripe age of 19 (7/5/80) and at the time, was the youngest player in the major leagues.

(Continued on next page)

(Seilheimer's record)

YEAR	CLUB	AVG	G	AB	R	H	TB	2B	3B	HR	GW		SH	SF	HB	BB	SO	SB	CS	E
											RBI	RBI								
1979	Niagara Falls	.180	24	89	10	16	28	3	3	1	13	-	0	0	0	4	22	1	0	0
1980	Glens Falls	.260	67	231	35	60	104	11	3	9	46	-	1	0	1	25	45	4	2	12
	WHITE SOX	.212	21	52	4	11	19	3	1	1	3	0	1	0	0	4	15	1	0	4
1981	Glens Falls	.259	80	263	32	68	99	10	0	7	25	3	5	0	1	25	44	0	3	14
1982	Edmonton	.237	88	274	34	65	95	10	1	6	34	1	2	1	1	24	33	0	0	6
A.L. TOTALS		.212	21	52	4	11	19	3	1	1	3	0	1	0	0	4	15	1	0	4
M.L. TOTALS		.212	21	52	4	11	19	3	1	1	3	0	1	0	0	4	15	1	0	4

Last HR: 7/26/80 vs. Tex.

Last grand slam: none

ANTONIO RAYMUNDO (RAY) TORRES #41

POSITION: Outfielder
AGE: 24, turns 25 April 12
BORN: Hermosillo, MX 4/12/58
HEIGHT/WEIGHT: 5-11, 179
BATS/THROWS: Right/Right
RESIDENCE: Hermosillo, MX
FAMILY: Single
ACQUIRED: Contract purchased from Durango (Mexican League) Jan. 18, 1979



After batting .311 with 2 homers and 31 RBI's with the Mexico City Reds Raymundo joined the Edmonton club in mid-season and batted .233 with 1 homer and 5 RBI's. Ray was one of Appleton's (class "A", Midwest League) best players in 1981 leading the foxes in numerous offensive categories, including batting average (.306), doubles (21), home runs (12), RBI's (63), and stolen bases (21). He broke into professional baseball at the age of 18.

YEAR	CLUB	AVG	G	AB	R	H	TB	2B	3B	HR	GW		SH	SF	HB	BB	SO	SB	CS	E
											RBI	RBI								
1976	Hermosillo	.253	50	186	12	47	60	3	5	0	23	-	7	4	5	5	29	10	-	2
1977	Jalisco	.421	55	197	60	83	129	18	8 ^{HR}	4	30	-	4	2	10	12	22	36*	7	5
	Durango	.227	69	185	19	42	50	3	1	1	14	-	6	1	8	6	34	4	3	9
1978	Durango	.320	135	482	71	154	203	19	6	6	69	-	8	11*	8	23	44	13	17 ^{HR}	15
1979	Knoxville	.412	10	34	5	14	20	2	2	0	4	-	0	1	1	6	6	1	0	0
	Durango	.247	93	360	62	89	131	16	7	4	33	-	12	2	4	23	56	16	6	6
1980	Iowa	.357	4	14	2	5	7	2	0	0	0	-	0	0	0	0	2	0	0	1
	Iowa	.245	26	98	9	24	33	4	1	1	15	-	0	2	0	5	16	2	0	2
1981	Glens Falls	.239	40	134	17	32	44	6	0	2	10	-	2	0	3	12	20	1	2	3
	Appleton	.306	106	369	57	113	186	21	8	12	63	6	5	5	44	63	21	21	11	9
1982	Mexico City	.311	66	212	41	66	97	17	4	2	31	2	5	4	3	37	36	13	0	7
	Edmonton	.233	10	30	5	7	15	3	1	1	5	0	0	0	0	4	6	0	0	0

*Led league

^{HR} Tied for league lead

ELLIOTT TYRONE (TYE) WALLER #34

POSITION: Infielder
AGE: 25, turns 26 March 14
BORN: Fresno, CA 3/14/57
HEIGHT/WEIGHT: 6-0, 185
BATS/THROWS: Right/Right
RESIDENCE: San Diego, CA
FAMILY: Married (Cynthia)
ACQUIRED: From the Chicago Cubs on 12/11/82 in exchange for pitcher Reggie Patterson



After spending most of the 1982 season with the Cubs "AAA" farm club,
 (Continued on next page)

(Waller, cont.)

Iowa Oaks, Waller was traded to the White Sox in exchange for Reggie Patterson on the last day of the 1982 Winter Meetings (12/11). Waller batted .268 with 10 homers and 40 RBI's for the Oaks. He began the 1982 season with the Cubs and batted .238 in 17 games before being demoted to Iowa. Waller owns a major league lifetime batting average of .240. He appeared in 30 games for the Cubs in 1981, batting .268 in 71 at-bats with 3 homers and 13 RBI's. He also appeared in 5 games for the St. Louis Cardinals in 1980. Waller was originally selected in 1975 by the San Francisco Giants in the 33rd round of the Free Agent Draft. In 1977 he was selected by the Cardinals on the 4th round and in '77 he led the Pioneer League (Rookie Class) in at-bats (300), runs (77) and hits (96). He had a solid season in 1979 when he hit .282 for Arkansas of the Texas League (class AA) and was second on the team in GWRBI with 11.

YEAR	CLUB	AVG	G	AB	R	H	TB	2B	3B	HR	GW		SH	SF	HB	BB	SO	SB	CS	E
											RBI	RBI								
1977	Calgary	.320	70 ⁽¹⁾	300*	77*	96*	141	15	3	8	77 ⁽¹⁾	-	1	3	4	25	40	5	3	27
1978	St. Petersburg	.259	137	474	43	123	152	19	2	2	56	-	2	4	2	31	69	6	1	17
1979	Arkansas	.282	126	432	48	122	177	29	4	6	54	-	1	1	2	42	60	8	4	26
1980	Springfield	.262	123	420	55	110	156	14	7	6	53	1	1	6	4	36	79	10	3	22
	St. Louis	.083	5	12	3	1	1	0	0	0	0	0	0	0	0	1	5	0	0	0
1981	Iowa	.263	55	213	29	56	90	8	4	6	29	3	2	1	0	13	46	14	0	5
	CHICAGO (NL)	.268	30	71	10	19	32	2	1	3	13	0	1	1	1	4	18	2	2	1
1982	CHICAGO (NL)	.238	17	21	4	5	5	0	0	0	1	0	1	0	0	2	5	0	0	1
	Iowa	.268	106	381	47	102	154	18	2	10	40	3	5	0	0	26	83	9	8	5
N.L. TOTALS		.240	52	104	17	25	38	2	1	3	14	0	2	1	1	7	28	2	0	2
M.L. TOTALS		.240	52	104	17	25	38	2	1	3	14	0	2	1	1	7	28	2	0	2

*Led league

⁽¹⁾ Tied for league lead

Last home run: 9/27/81 vs. Philadelphia

Last grand slam: none

DAVID LAWRENCE (DAVE) YOBS #22




POSITION: Outfielder
AGE: 24
BORN: Encino, CA 1/17/59
HEIGHT/WEIGHT: 6-0, 190
BATS/THROWS: Left/Left
RESIDENCE: Conoga Park, CA
FAMILY: Single
ACQUIRED: Signed by the White Sox to his first pro contract on June 14, 1981

Dave has progressed two levels in the Sox organization in just two years. He spent the entire 1982 season with the Glens Falls (N.Y.) White Sox and batted .297 with 25 home runs and 93 RBI's. He finished 2nd on the club in batting average (.297) while leading the club in homers (25) and placing 2nd in RBI's (93). In addition, he finished 2nd on the club in doubles (26) and was involved in a 4-way tie for the leadership in GWRBI with 10. Yobs was promoted to the GlenSox after batting .303 with 2 homers and 23 RBI's with the Appleton Foxes (class "A", Midwest League). He graduated from El Camino (CA.) High School in 1977 and attended Los Angeles Valley Junior College and Oral Roberts University before signing with the White Sox organization on June 14, 1981.

YEAR	CLUB	AVG	G	AB	R	H	TB	2B	3B	HR	GW		SH	SF	HB	BB	SO	SB	CS	E
											RBI	RBI								
1981	Appleton	.303	65	221	30	67	100	15	6	2	23	0	2	1	1	26	36	12	1	4
1982	Glens Falls	.297	119	441	72	131	234	26	1	25	93	10	2	4	1	54	76	2	5	5

DID YOU KNOW...

During the 1965 season, the Chicago White Sox drew at least one base on balls in all but five of the 162 games played.



THE NUMBERS

- 1982 FINAL STANDINGS
- 1982 FINAL STATISTICS
- PLAYERS, CLUB-BY-CLUB
- 1982 DAY-BY-DAY

WHITE SOX STATISTICS

FINAL STANDINGS—AMERICAN LEAGUE—1982

Western Division	W	L	Pct.	GB
California	93	69	.574	—
Kansas City	90	72	.556	3
WHITE SOX	87	75	.537	6
Seattle	76	86	.469	17
Oakland	68	94	.420	25
Texas	64	98	.395	29
Minnesota	60	102	.370	33

Eastern Division	W	L	Pct.	GB
Milwaukee	95	67	.586	—
Baltimore	94	68	.580	1
Boston	89	73	.549	6
Detroit	83	79	.512	12
New York	79	83	.488	16
Toronto	78	84	.481	17
Cleveland	78	84	.481	17

MILWAUKEE defeated CALIFORNIA 3 games to 2 to win the American League Championship. The Brewers became the first team in A.L. history to win the championship series after dropping the first 2 games.

WHITE SOX WON-LOSS BREAKDOWN—1982

vs. Western Division	Home	Road	Total	1901 - 1982
California	2-5	3-3	5-8	193 - 177
Kansas City	2-4	1-6	3-10	97 - 117
Minnesota	4-2	3-4	7-6	159 - 200
Oakland	4-3	5-1	9-4	282 - 216
Seattle	4-2	2-5	6-7	37 - 38
Texas	6-1	2-4	8-5	201 - 142
Totals vs. West	22-17	16-23	38-40	969 - 890

vs. Eastern Division	Home	Road	Total	1901 - 1982
Baltimore	6-0	1-5	7-5	217 - 239
Boston	3-3	5-1	8-4	785 - 814
Cleveland	5-1	1-5	6-6	811 - 794
Detroit	4-2	5-1	9-3	774 - 829
Milwaukee	2-3	1-6	3-9	90 - 87
New York	3-3	5-1	8-4	672 - 895
Toronto	4-2	4-2	8-4	39 - 30
Totals vs. East	27-14	22-21	49-35	3388 - 3688
Totals vs. A.L.	49-31	38-44	87-75	6320 - 6255*

*Team won-loss total includes decisions vs. teams no longer in existence in the American League.

WHITE SOX GAME HIGHS & LOWS—1982

GAME HIGHS & LOWS, TEAM

Shortest game, time:	2:05	10/3 @ Minn.
Longest game (9 innings), time:	3:56	9/18 (#2) vs. Oak.
Longest game, extra innings, time:	4:43	5/13 vs. Clev. (14 inn.)
Longest game, innings:	14	5/13 vs. Clev.
Most runs, game:	16	7/11 @ Tor.
Most hits, game:	20	5/13 vs. Mil.
Fewest hits, game:	3	(thrice) 4/21 vs. N.Y. (Guidry); 6/12 vs. Cal. (Forsch); 8/25 @ Clev. (Barker)
Most doubles, game:	6	Rodriguez (2), V. Law, R. Law, Luzinski, Fisk 9/17 @ Cal.
Most extra base hits, game:	8	6/26 @ Sea. (3 doubles, 5 HR's), 7/11 @ Tor. (4 doubles, 4 HR's)
Most stolen bases, game:	3	(4 times) last, 8/30 vs. Clev.
Most runs, inning:	8	9/15 vs. Cal.
Most strike-outs, game:	13	9/19 vs. Oak.
Longest winning streak:	8	games, 4/11 - 4/20
Longest losing streak:	7	games, 5/28 - 6/4

WHITE SOX BATTING LEADERS—1982

Average	Law, R.	.318*
Hits	Luzinski	170
RBI's	Baines	105*
Game-Winning RBI's	Luzinski	17*†
Runs	Kemp	91*
Doubles	Luzinski	37*
Triples	Bernazard	9*
Home Runs	Baines	25*
Games	Baines	161*
Bases On Balls	Luzinski/Kemp	89
Strike-Outs	Luzinski	120
Hit-By-Pitcher	Paciorek	9*
Sacrifice Flies	Baines	9*
Sacrifice Bunts	Bernazard	16*
Stolen Bases	Law, R.	36
Caught Stealing	LeFlore	14

* Personal career high † 4th in the A.L.

FINAL WHITE SOX BATTING STATISTICS—1982

BATTER	AVG	G	AB	R	H	2B	3B	HR	GW		SH	SF	HB	BB	SO	SB	CS	E
									RBI	RBI								
Almon	.256	111	308	40	79	10	4	4	26	4	1	1	1	25	49	10	8	26
Baines	.271	161	608	89	165	29	8	25	105	9	2	9	0	49	95	10	3	7
Bernazard L	.255		369	60	94	19	7	9	41	2	10	3	2	44	61	6	0	9
Bernazard R	.257		171	30	44	6	2	2	15	3	6	2	0	23	27	5	0	3
Bernazard T	.256	137	540	90	138	25	9	11	56	5	16	5	2	67	88	11	0	12
Dillard	.171	16	41	1	7	3	1	0	5	0	0	0	0	1	5	0	1	3
Fisk	.267	135	476	66	127	17	3	14	65	4	4	4	6	46	60	17	2	5
Foley	.111	27	36	1	4	0	0	0	1	0	0	0	0	6	4	0	0	1
Gray	.286	17	28	4	8	1	0	0	0	0	0	0	0	2	4	1	0	3
Hairston L	.283		60	8	17	4	0	4	14	2	0	1	0	6	6	0	0	0
Hairston R	.133		30	3	4	1	0	1	4	1	1	2	0	3	9	0	0	0
Hairston T	.233	85	90	11	21	5	0	5	18	3	1	3	0	9	15	0	0	0
Hill	.261	53	88	9	23	2	0	3	13	0	2	1	1	6	13	0	0	1
Kemp	.286	160	580	91	166	23	1	19	98	14	1	6	3	89	83	7	7	7
Kittle	.241	20	29	3	7	2	0	1	7	1	0	0	0	3	12	0	0	0
Kuntz	.192	21	26	4	5	1	0	0	3	0	0	0	0	2	8	0	0	0
Law, R.	.318	121	336	55	107	15	8	3	32	1	3	1	0	23	41	36	10	6
Law, V.	.281	114	359	40	101	20	1	5	54	4	7	5	1	26	46	4	2	26
LeFlore	.287	91	334	58	96	15	4	4	25	3	0	1	0	22	91	28	14	12
Loviglio	.194	15	31	5	6	0	0	0	2	0	1	0	0	1	4	2	1	2
Luzinski	.292	159	583	87	170	37	1	18	102	17	0	8	6	89	120	1	1	0
Morrison	.223	51	166	17	37	7	3	7	19	3	1	0	0	13	15	0	1	10
Nyman	.246	28	65	6	16	1	0	0	2	1	2	0	0	3	9	3	2	1
Paciorek	.312	104	382	49	119	27	4	11	55	8	1	6	9	24	53	3	3	6
Rodriguez	.241	118	257	24	62	15	1	3	31	3	8	0	1	11	35	0	0	9
Squires	.267	116	195	33	52	9	3	1	21	1	4	0	0	14	13	3	3	3
Walker	.412	11	17	3	7	2	1	2	7	1	0	0	0	2	3	0	0	0
DH Hitters	.290		606	96	176	39	2	20	105	18	0	8	6	91	126	4	3	0
PH Hitters	.215		130	11	28	5	1	2	22	1	1	2	0	16	26	2	0	0
Pitchers	.000		0	0	0	0	0	0	0	0	0	0	0	0	0	0	0	14
TOTALS	.273		5575	786	1523	266	52	136	747	82	54	50	30	533	866	136	58	154

HITTING FOR THE CYCLE

Only two Chicago White Sox players have hit for the cycle, one of baseball's most unusual feats (single, double, triple, home run in the same game).

1922—June 22—Ray Schalk at Detroit.

1977—Sept. 24—Jack Brohamer at Seattle.

WHITE SOX GAME HIGHS & LOWS—1982

HIGHS & LOWS/INDIVIDUAL

Most at-bats, game:	7	(twice), R. Law, Kemp 7/21 @ Det.
Most runs scored, game:	4	Luzinski, 8/31 vs. Clev.
Most RBI's, game:	6	(twice), Luzinski 5/26 vs. K.C. Baines, 7/7 vs. Det.
Most hits, game:	4	Luzinski, 6/16 @ Oak., 6/23 vs. Minn. Paciorek, 5/19 vs. Tex., 7/21 @ Det. Rodriguez, 9/16 vs. Oak.
Most home runs, game:	3	Baines, 7/7 vs. Det.
Most triples, game:	1	many times
Most doubles, game:	2	(10 times)
Most stolen bases, game:	3	LeFlore, 5/7 @ Det.
Most bases on balls, game:	3	LeFlore, 6/16 @ Oak.; Kemp 5/11 @ Tor. Luzinski, 8/23 @ Clev.
Most strike-outs, game:	4	LeFlore, 5/8 @ Det.
Most intentional bases on balls, game:	2	Baines, 5/1 vs. Det., Luzinski 7/7 vs. Det.
Most consecutive hits:	6	Luzinski, 6/16-17 @ Oak.
Longest hitting streak:	13	Kemp, 8/14-8/17
Longest hitless streak:	16	consecutive at-bats, Bernazard, 8/11-8/15
Grand slam home runs:	4	LeFlore, 4/27 @ Mil. (Slaton) Kemp, 6/19 @ Cal. (Sanchez) Baines, 7/7 vs. Det. (Sosa) Baines, 7/11 @ Tor. (Garvin)

WHITE SOX PINCH-HITTERS—1982

BATTER	AVG	G	AB	R	H	2B	3B	HR	RBI	GW	BB	SO	SH-SF	HB	GIDP
Almon	.000	2	1	1	0	0	0	0	0	0	1	0	0-0	0	1
Baines	.000	1	1	1	0	0	0	0	0	0	0	0	0-0	0	0
Fisk	.333	3	3	0	1	0	0	0	0	0	0	0	0-0	0	0
Foley	.090	13	11	0	1	0	0	0	1	0	2	2	0-0	0	0
Gray	.000	1	1	0	0	0	0	0	0	0	0	1	0-0	0	0
Hairston	.234	54	47	4	11	2	0	2	9	1	4	7	1-2	0	3
Hill	.500	2	2	0	1	0	0	0	1	0	0	0	0-0	0	0
Kemp	.333	4	3	0	1	0	0	0	0	0	1	2	0-0	0	0
Kittle	.154	13	13	0	2	0	0	0	3	0	1	5	0-0	0	0
Law, R.	.176	19	17	1	3	0	0	0	0	0	2	3	0-0	0	0
Law, V.	1.000	1	1	0	1	1	0	0	0	0	0	0	0-0	0	0
LeFlore	.200	5	5	1	1	0	0	0	0	0	0	4	0-0	0	0
Luzinski	.500	3	2	0	1	0	0	0	1	0	1	1	0-0	0	0
Nyman	.000	5	5	1	0	0	0	0	0	0	0	0	0-0	0	0
Rodriguez	.000	1	1	0	0	0	0	0	0	0	0	0	0-0	0	0
Squires	.214	15	14	0	3	1	1	0	4	0	1	1	0-0	0	0
Walker	.500	7	4	2	2	1	0	0	3	0	2	0	0-0	0	0
TOTALS	.214	-	131	11	28	5	1	2	22	1	15	26	1-2	0	4

WHITE SOX DESIGNATED HITTERS—1982

BATTER	AVG	G	AB	R	H	2B	3B	HR	RBI	GW	BB	SO	SH-SF	HB	GIDP
Hairston	.000	3	1	0	0	0	0	0	0	0	0	0	0-0	0	1
Kemp	.286	2	7	2	2	1	0	0	0	0	2	2	0-0	0	0
Kittle	.000	3	2	1	0	0	0	0	0	0	1	1	0-0	0	0
Law, R.	.000	3	0	0	0	0	0	0	0	0	0	0	0-0	0	0
LeFlore	.000	2	0	2	0	0	0	0	0	0	0	0	0-0	0	0
Loviglio	.000	2	0	2	0	0	0	0	0	0	0	0	0-0	0	0
Luzinski	.291	156	583	87	169	37	1	18	101	17	88	120	0-8	6	19
Walker	.385	4	13	2	5	1	1	2	4	1	0	3	0-0	0	0
TOTALS	.290	-	606	96	176	39	2	20	105	18	91	126	0-8	6	20

LONGEST WHITE SOX HITTING STREAKS

Year	Player	Games	Year	Player	Games
1936	Luke Appling	27	1967	Ken Berry	20
1943	Guy Curtright	26	1962	Nelson Fox	19
1950	Chico Carrasquel	24	1979	Lamar Johnson	19
1955	Orestes Minoso	23	1979	Chet Lemon	19
1953	Sam Mele	22	1951	Bob Dillinger	18
1960	Roy Sievers	21	1963	Pete Ward	18
			1977	Ralph Garr	18

WHITE SOX PITCHING LEADERS—1982

ERA	Hickey	3.00*
Wins	Hoyt	19*†
Losses	Hoyt*/Dotson*	15
Saves	Barojas	21*+
Games	Barojas	61*
Games Started	Hoyt*	32
Complete Games	Hoyt*	14*&
Shutouts	Hoyt*/Lamp	2
Innings Pitched	Hoyt	239.2*
Hits	Hoyt	248
Runs	Hoyt	104*
Earned Runs	Hoyt	94*
Home Runs Allowed	Dotson	19
Fewest Home Runs Allowed	Escarrega	2*
Strike Outs	Hoyt	124*
Base-on-Balls	Dotson	73
Hit Batsmen	Lamp	6*
Wild Pitches	Lamp	5

* Personal Career High † Led A.L. + 6th in the A.L. & 4th in the A.L.

WHITE SOX FINAL PITCHING STATISTICS—1982

PITCHER	W-L	ERA	G	GS	CG	SHO	SV	IP	H	R	ER	HR	HB	BB	SO	WP
Agosto	0-0	18.00	1	0	0	0	0	2.0	7	4	4	0	0	0	1	0
Barnes	0-2	4.76	6	2	0	0	1	17.0	21	15	9	1	2	4	6	0
Barojas	6-6	3.54	61	0	0	0	21	106.2	96	43	42	9	1	46	56	4
Brusstar	2-0	3.44	10	0	0	0	0	18.1	19	7	7	2	1	3	8	1
Burns	13-5	4.04	28	28	5	1	0	169.1	168	89	76	12	3	67	116	2
Dotson	11-15	3.84	34	31	3	1	0	195.2	219	97	84	19	5	73	109	2
Escarrega	1-3	3.67	38	2	0	0	1	73.2	73	33	30	3	0	16	33	0
Hickey	4-4	3.00	60	0	0	0	6	78.0	73	32	26	4	2	30	38	0
Hoyt	19-15	3.53	39	32	14	2	0	239.2	248	104	94	17	2	48	124	4
Kern	2-1	5.14	13	1	0	0	3	28.0	20	16	16	3	0	12	23	2
Koosman	11-7	3.84	42	19	3	1	3	173.1	194	81	74	9	2	38	88	4
Lamp	11-8	3.99	44	27	3	2	5	189.2	206	96	84	9	6	59	78	5
Lyle	0-0	3.00	11	0	0	0	1	12.0	11	4	4	0	0	7	6	1
Siwy	0-0	10.29	2	1	0	0	0	7.0	10	8	8	1	0	5	3	0
Solomon	1-0	3.68	6	0	0	0	0	7.1	7	5	3	1	0	2	2	0
Trout	6-9	4.26	25	19	2	0	0	120.1	130	76	57	9	2	50	62	3
TOTALS	87-75	3.87	420	162	30	10*	41	1439.0	1502	710	618	99	26	460	753	28

WHITE SOX GAME HIGHS & LOWS—1982

PITCHERS HIGHS & LOWS/INDIVIDUAL

Fewest hits, game:	2	Burns, 8/4 (#2) @ N.Y.
Most consecutive shutout innings:	16	Burns, 4/11 (#2)–4/13 (4th inn.)
Most strike-outs, game:	8	Hoyt, 5/24 vs. K.C., Burns 7/22 vs. Tor.
Most strike-outs, game, 2 or more pitchers:	13	Koosman, 9; Kern, 4; 9/19 vs. Oak.
Most bases on balls allowed, game:	6	Trout, 4/14 @ Bos.
Consecutive games won, season:	9	Hoyt, 4/17–5/29 (tied all-time club mark)

CHICAGO WHITE SOX 20-GAME WINNERS

Year	Pitcher	W.	Year	Pitcher	W.	Year	Pitcher	W.
1901	Clark Griffith	24	1915	Jim Scott	24	1936	Vern Kennedy	21
1902	Roy Patterson	20		Urban Faber	24	1941	Thornton Lee	22
1904	Frank Owen	21	1917	Ed Cicotte	28	1953	Virgil Trucks	20
1905	Nick Altrock	24	1919	Ed Cicotte	29	1956	Billy Pierce	20
	Frank Owen	21		Claude Williams	23	1957	Billy Pierce	20
1906	Frank Owen	22	1920	Urban Faber	23	1959	Early Wynn	22
	Nick Altrock	20		Claude Williams	22	1962	Ray Herbert	20
1907	Guy White	27		Dickie Kerr	21	1964	Gary Peters	20
	Ed Walsh	24		Ed Cicotte	21	1971	Wilbur Wood	22
	Frank Smith	22	1921	Urban Faber	25	1972	Wilbur Wood	24
1908	Ed Walsh	40	1922	Urban Faber	21		Sian Bahnsen	21
1909	Frank Smith	25	1924	Hollis Thurston	20	1973	Wilbur Wood	24
1911	Ed Walsh	27	1925	Ted Lyons	21	1974	Jim Kaat	21
1912	Ed Walsh	27	1927	Ted Lyons	22		Wilbur Wood	20
1913	Ewell Russell	22	1930	Ted Lyons	22	1975	Jim Kaat	20

WHITE SOX 1982 CAREER FIELDING

FIRST BASE		PCT	G	PO	A	E	TC	DP	TP	
Fisk	(1982)	.909	2	9	1	1	11	1	0	
	(career)	.900	6	24	3	3	30	5	0	
Hairston*	(career)	.993	19	130	10	1	141	11	0	
Hill	(1982)	1.000	1	1	1	0	2	0	0	
	(career)	1.000	6	10	1	0	11	1	0	
Luzinski*	(career)	.994	33	269	37	2	308	17	0	
Nyman	(1982)	.994	24	160	12	1	173	16	0	
	(career)	.994	24	160	12	1	173	16	0	
Paciorek	(1982)	.993	102	833	66	6	905	85	0	
	(career)	.990	213	1637	123	17	1777	158	0	
Squires	(1982)	.995	109	512	48	3	563	59	0	
	(career)	.994	487	3410	267	21	3698	311	2	
SECOND BASE		PCT	G	PO	A	E	TC	DP	TP	
Bernazard	(1982)	.985	137	353	443	12	808	116	0	
	(career)	.985	295	666	900	24	1590	204	1	
Fletcher* ^(a)	(career)	.972	13	31	39	2	72	10	0	
Law, V.	(1982)	.909	10	11	19	3	33	5	0	
	(career)	.971	40	74	94	5	173	19	0	
Tabler*	(career)	.981	35	70	93	3	166	17	0	
THIRD BASE		PCT	G	PO	A	E	TC	DP	TP	
Fisk*	(career)	1.000	4	1	0	0	1	0	0	
Fletcher* ^(a)	(career)	1.000	1	1	1	0	2	0	0	
Gray	(1982)	.864	16	9	10	3	22	2	0	
	(career)	.864	16	9	10	3	22	2	0	
Hill	(1982)	.000	1	0	0	0	0	0	0	
	(career)	.000	3	0	0	0	0	0	0	
Law, V.	(1982)	.937	39	19	55	5	79	3	0	
	(career)	.938	42	21	55	5	81	3	0	
Mullins*	(career)	.981	21	15	36	1	52	7	0	
Paciorek*	(career)	.500	2	0	1	1	2	0	0	
Tabler ^(a)	(1982)	.949	25	23	33	3	59	3	0	
	(career)	.949	25	23	33	3	59	3	0	
SHORTSTOP		PCT	G	PO	A	E	TC	DP	TP	
Bernazard*	(career)	.932	23	19	49	5	73	7	0	
Fletcher ^(a)	(1982)	1.000	11	11	23	0	34	3	0	
	(career)	.975	15	13	27	1	41	3	0	
Law, V.	(1982)	.953	85	126	239	18	383	44	0	
	(career)	.956	100	142	276	19	437	48	0	
CATCHERS		PCT	G	PO	A	E	TC	DP	PB	TP
Fisk	(1982)	.994	133	639	62	4	705	7	10	0
	(career)	.985	1218	6220	586	107	6913	78	51	0
Hill	(1982)	.993	49	135	15	1	151	2	3	0
	(career)	.990	501	2195	234	25	2454	23	16	0
Squires*	(career)	1.000	2	1	0	0	1	0	0	0
OUTFIELDERS		PCT	G	PO	A	E	TC	DP	TP	
Baines	(1982)	.980	161	326	10	7	343	4	0	
	(career)	.975	378	675	26	18	719	6	2	
Fisk*	(career)	1.000	8	15	0	0	15	0	0	
Hairston	(1982)	1.000	36	34	2	0	36	1	0	
	(career)	.957	222	345	14	16	375	2	0	
Kittle	(1982)	1.000	5	3	0	0	3	0	0	
	(career)	1.000	5	3	0	0	3	0	0	
Law, R.	(1982)	.973	94	215	2	6	223	0	0	
	(career)	.981	206	451	8	9	468	3	0	
Law, V.	(1982)	.000	1	0	0	0	0	0	0	
	(career)	.000	1	0	0	0	0	0	0	
LeFlore	(1982)	.939	83	179	7	12	198	1	0	
	(career)	.968	1040	2521	89	86	2696	18	0	
Luzinski*	(career)	.972	1221	1845	67	55	1967	8	0	
Nyman	(1982)	1.000	2	1	0	0	1	0	0	
	(career)	1.000	2	1	0	0	1	0	0	
Paciorek	(1982)	1.000	6	2	0	0	2	0	0	
	(career)	.979	609	974	26	21	1021	3	0	
Squires	(career)	1.000	2	3	0	0	3	0	0	

(Continued on next page)

WHITE SOX 1982 CAREER FIELDING

PITCHERS		PCT	G	PO	A	E	TC	DP	TP
Bannister	(1982)#	.950	35	8	30	2	40	1	0
	(career)	.980	170	43	106	3	152	7	0
Barnes	(1982)	1.000	6	0	4	0	4	0	0
	(career)	1.000	6	0	4	0	4	0	0
Barojas	(1982)	1.000	61	10	28	0	38	2	0
	(career)	1.000	61	10	28	0	38	2	0
Burns	(1982)	.889	28	2	14	2	18	0	0
	(career)	.943	94	8	58	4	70	0	0
Dotson	(1982)	.974	34	13	24	1	38	1	0
	(career)	.983	96	34	81	2	117	5	0
Hickey	(1982)	.962	60	5	20	1	26	4	0
	(career)	.975	101	8	31	1	40	4	0
Hoyt	(1982)	1.000	39	16	26	0	42	3	0
	(career)	.986	108	23	46	1	70	4	0
Kern	(1982)	1.000	13	3	3	0	6	0	0
	(career)	.899	380	38	104	16	159	6	0
Koosman	(1982)	.973	42	12	24	1	37	3	0
	(career)	.945	520	98	508	35	641	32	0
Lamp	(1982)	.906	44	9	39	5	53	1	0
	(career)	.954	198	57	213	12	283	12	0
Martz	(1982)@	1.000	6	7	6	0	13	0	0
	(career)	.988	67	29	51	1	81	3	0
Mura	(1982)†	.947	34	14	22	2	38	3	0
	(career)	.946	138	42	83	7	132	6	0
Siwy	(1982)	.000	2	0	0	0	0	0	0
	(career)	.000	2	0	0	0	0	0	0
Tidrow	(1982)@	1.000	65	6	7	0	13	0	0
	(career)	.962	559	87	193	11	291	10	0

*Did not appear position in 1982.

@ Totals with Chicago (NL).

#Totals with Seattle.

†Totals with St. Louis.

A Chicago White Sox player led all American League outfielders in each of the following years:

FIELDING PCT.			PUTOUTS			ASSISTS		
1903	F. Jones	.985	1903	F. Jones	324	1902	S. Mertes	26
1906	F. Jones	.988	1903	F. Jones	337	1919	H. Felsch	32
1907	E. Hahn	.990	1917	H. Felsch	440	1930	S. Jolley	17
1916	H. Felsch	.981	1923	J. Mostil	422	1939	M. Kreevich	18
1925	J. Mostil	.985	1926	J. Mostil	440	1948	D. Philley	22
1926	B. Falk	.992	1940	M. Kreevich	428	1949	D. Philley	16
1937	M. Kreevich	.988	1943	T. Tucker	399	1955	J. Rivera	22
1941	M. Kreevich	.994	1945	W. Moses	329	1972	C. May	13
1944	T. Tucker	.991	1959	J. Landis	420	1972	K. Berry	13
1963	J. Landis	.993	1965	K. Berry	331			
1969	K. Berry	1.000	1966	T. Agee	376			
1975	P. Kelly	.991	1977	C. Lemon	512 **		**League record.	

WHITE SOX ALL-TIME FIELDING RECORDS

POS.	NAME AND YEAR	G	PO	A	E	TC	PCT
1B	Jim Spencer, 1976	143	1320	112	2	1320	.998
2B	Nelson Fox, 1962	154	376	428	8	802	.990
SS	Ron Hansen, 1963	144	247	483	13	743	.982
3B	Floyd Baker, 1947	101	84	253	7	344	.980
OF	Ken Berry, 1969	120	215	7	0	222	1.000
C	Sherman Lollar, 1964	146	939	67	2	1008	.998
P	Joel Horlen, 1967	35	29	53	0	82	1.000
	Tommy John, 1969	33	16	66	0	82	1.000

WHITE SOX DAY-BY-DAY—1982

NO.	DATE	D/N H/R	FINAL SCORE	WINNING PITCHER	LOSING PITCHER	REC.	POS.	GA/GB	ATTENDANCE		
									HOME	CUMULATIVE	
—	4/06	H/D	—(Bos. @ SOX, ppd., snow; rescheduled for 4/07)—								
—	4/07	H/D	—(Bos. @ SOX, ppd., snow; rescheduled as part of twi. nt. dh 4/26)—								
—	4/08	H/D	—(Bos. @ SOX, ppd., snow; rescheduled as part of twi. nt. dh 4/26)—								
—	4/09	R/N	—(SOX @ N.Y., ppd., snow; rescheduled as part of dh (4/11)—								
—	4/10	R/D	—(SOX @ N.Y., ppd., snow; rescheduled as part of twi. nt. dh 8:03)—								
1	4/11	R/D	SOX 7, N.Y.	6(12)	Hickey-R	Gossage-R	1-0				
2	4/11	R/D	SOX 2, N.Y.	0	Burns	John	2-0	1t	—		
3	4/12	R/D	SOX 3, Bos.	2	Dotson	Torrez	3-0	1	-0.5		
4	4/14	R/D	SOX 5, Bos.	4	Trout	Stanley-R	4-0	1	+1		
5	4/15	R/D	SOX 8, Bos.	4	Lamp	Ojeda	5-0	1	+1		
—	4/16	H/N	—(Bal. @ SOX, ppd., rain; rescheduled as dh 4/17)—								
6	4/17	H/N	SOX 3, Bal.	1	Burns	D. Martinez	6-0				
7	4/17	H/N	SOX 10, Bal.	6	Hoyt-R	T. Martinez	7-0	1	+1	28,977	
8	4/18	H/D	SOX 6, Bal.	4	Hoyt-R	McGregor	8-0	1	+1	34,322	
9	4/20	H/N	N.Y. 11, SOX	2	Morgan	Trout	8-1	1	+0.5	11,588	
10	4/21	H/N	N.Y. 1, SOX	0	Guidry-C	Dotson	8-2	1t	—	13,700	
11	4/23	R/N	SOX 4, Bal.	2	Hoyt-R	Palmer	9-2	1	+0.5		
12	4/24	R/N	Bal. 7, SOX	4	Stewart-R	Hickey-R	9-3	1t	—		
13	4/25	R/D	Bal. 2, SOX	1	D. Martinez	Trout-C	9-4	2	-1.5		
14	4/26	H/N	Bos. 3, SOX	2	Aponte-R	Dotson	9-5				
15	4/26	H/N	Bos. 5, SOX	0	Rainey-C	Escarrega	9-6	2t	-2.5	5,798	
16	4/27	R/N	SOX 11, Mil.	2	Hoyt	Lerch	10-6	2	-2.5	94,385	
17	4/28	R/N	Mil. 2, SOX	1	Fingers-R	Burns-C	10-7	2	-2.5		
18	4/29	H/N	SOX 3, Det.	2	Lamp	Pashnick	11-7	2	-2.5	7,519	
19	4/30	H/N	Det. 6, SOX	4(11)	Saucier-R	Koosman-R	11-8	2	-2.5	21,245	
20	5/01	H/D	Det. 5, SOX	2	Petry	Dotson	11-9	3	-3.5	17,334	
21	5/02	H/D	SOX 10, Det.	3	Hoyt	Morris	12-9	2t	-2.5	39,204	
22	5/04	H/N	SOX 4, Tor.	3	Burns	Stieb-C	13-9	2	-2	9,543	
23	5/05	H/N	SOX 4, Tor.	1	Trout	Leal	14-9	2	-1.5	20,673	
24	5/07	R/N	SOX 8, Det.	5	Hoyt	Morris	15-9	1t	+0.018		
25	5/08	R/D	SOX 7, Det.	4	Koosman-R	Sosa-R	16-9	1	+0.033		
26	5/09	R/D	SOX 4, Det.	3	Dotson	Pashnick	17-9	1	+0.021		
27	5/10	R/N	SOX 6, Tor.	3	Burns	McLaughlin-R	18-9	1	+0.022		
28	5/11	R/N	Tor. 9, SOX	4	Slaton	Trout	18-10	1	+0.018		
29	5/12	R/N	SOX 9, Tor.	2	Lamp-C	Bomback	19-10	1	+1		
30	5/13	H/N	SOX 13, Mil.	2	Hoyt-C	Caldwell	20-10	1	+1	23,043	
31	5/14	H/N	Mil. 2, SOX	1	Slaton	Dotson	20-11	1	+0.016	232,946	
32	5/15	H/N	Mil. 8, SOX	3	Bernard-R	Burns	20-12	2	-1	35,038	
33	5/16	H/D	Mil. 8, SOX	13	Trout	Lerch	21-12	2	-1	22,052	
34	5/17	H/N	SOX 8, Tex.	6	Lamp	Honeycutt	22-12	2	-0.5	21,339	
35	5/18	H/N	SOX 10, Tex.	2	Hoyt-C	Medich	23-12	2	-0.5	12,951	
36	5/19	H/N	SOX 6, Tex.	5	Barojas-R	Darwin-R	24-12	2	-0.5	324,326	
37	5/21	H/N	SOX 3, Cle.	2(7)	Burns	Spillner-R	25-12	1	+0.017	11,633	
38	5/22	H/N	SOX 7, Cle.	3	Trout	Denny-C	26-12	1	+1	335,959	
39	5/23	H/D	Cle. 6, SOX	4(14)	Spillner-R	Koosman-R	26-13	1	+0.017	12,220	
40	5/24	H/N	SOX 3, K.C.	1	Hoyt-C	Splitteroff	27-13	1	+0.5	12,567	
41	5/25	H/N	K.C. 7, SOX	4	Creel	Dotson	27-14	2	-0.5	19,577	
42	5/26	H/N	SOX 7, K.C.	5	Burns	Gura	28-14	1	+0.008	12,020	
43	5/28	R/N	Cle. 5, SOX	2	Denny-C	Trout	28-15	2	-0.5	13,414	
44	5/29	R/D	Cle. 5, SOX	2	Sutcliffe	Hoyt-C	28-16	2	-1.5	436,315	
45	5/30	R/D	Cle. 4, SOX	2	Barker-C	Lamp	28-17	2	-1.5	12,359	
46	5/31	R/N	K.C. 11, SOX	4	Gura	Burns	28-18	2	-1.5	448,674	
47	6/01	R/N	K.C. 4, SOX	3	Blue	Dotson	28-19	2	-1.5		
48	6/02	R/N	K.C. 7, SOX	6(11)	Armstrong-R	Barojas-R	28-20	2	-1.5		
49	6/04	R/N	Tex. 4, SOX	3	Hough	Hoyt	28-21	2t	-1.5		
50	6/05	R/N	SOX 2, Tex.	1	Burns	Honeycutt-C	29-21	2	-0.5		
51	6/06	R/N	Tex. 5, SOX	4	Schmidt-R	Koosman-R	29-22	3	-0.5		
52	6/07	H/N	SOX 6, A's	5(11)	Hickey-R	Beard-R	30-22	2t	-0.5	16,744	
53	6/08	H/N	SOX 5, A's	4	Barojas-R	McLaughlin-R	31-22	2t	-0.5	465,418	
54	6/09	H/N	A's 5, SOX	4	Keough-C	Hoyt-C	31-23	2t	-1.5	16,890	
55	6/10	H/N	SOX 7, Cal.	6	Barojas-R	Goltz-R	32-23	2	-0.5	15,796	
56	6/11	H/N	Cal. 6, SOX	5	Kison	Dotson	32-24	2t	-1.5	20,728	
57	6/12	H/D	Cal. 3, SOX	0	Forsch-C	Trout-C	32-25	3	-1.5	32,015	
58	6/13	H/D	Cal. 7, SOX	4	Zahn-C	Lamp	32-26	3	-2.5	550,847	
59	6/15	R/N	SOX 7, Oak.	0	Hoyt-C	Kingman	33-26	3	-2	44,084	
60	6/16	R/N	SOX 7, Oak.	6(11)	Barojas-R	Underwood-R	34-26	3	-1	50,892	
61	6/17	R/D	SOX 11, Oak.	7	Trout	Norris	35-26	3	-1		
62	6/18	R/N	Cal. 7, SOX	2	Moreno-R	Lamp	35-27	3	-2		
63	6/19	R/D	SOX 7, Cal.	6	Dotson	Zahn	36-27	3	-1		
64	6/20	R/D	Cal. 3, SOX	1	Witt-C	Hoyt	36-28	3	-2		
65	6/21	H/N	SOX 5, Min.	4	Barojas-R	Felton-R	37-28	3	-2	19,210	
66	6/22	H/N	SOX 6, Min.	5	Solomon-R	Felton-R	38-28	3	-1	665,033	
67	6/23	H/N	Min. 6, SOX	3	Boris-R	Barojas-R	38-29	3	-2	22,934	
68	6/25	R/N	Sea. 1, SOX	0	Beattie	Hoyt-C	38-30	3	-2.5	687,967	
69	6/26	R/N	SOX 13, Sea.	3	Burns	Perry	39-30	3	-2.5	21,309	
70	6/27	R/N	Sea. 6, SOX	5	Nelson	Trout	39-31	3	-3.5		
71	6/28	R/N	SOX 8, Min.	7	Lamp	Williams	40-31	3	-3		
72	6/29	R/N	Min. 12, SOX	5	Viola	Dotson	40-32	3	-4		
73	6/30	R/N	Min. 4, SOX	3	Castillo	Hoyt	40-33	3	-4		

WHITE SOX DAY-BY-DAY—1982

NO.	DATE	D/N H/R	FINAL SCORE	WINNING PITCHER	LOSING PITCHER	REC.	POS.	GA/GB	ATTENDANCE			
									HOME	CUMULATIVE		
74	7/01	N/R	Min. 9, SOX 2	Redfern	Burns	40-34	3	-4				
—	7/02	N/H	—(Sea. @ SOX, ppd., rain, rescheduled for 9/27 (tw. nt. dh))									
75	7/03	D/H	SOX 7, Sea. 6	Koosman-R	Stanton-R	41-34	3	-2.5	20,198	729,474		
76	7/04	D/H	Sea. 3, SOX 1	Bannister	Dotson	41-35	3	-3	21,762	751,236		
77	7/05	N/H	Mil. 10, SOX 4	Slaton-R	Hoyt	41-36	4	-3.5	18,530	769,786		
—	7/06	N/H	—(Mil. @ SOX, ppd., rain, rescheduled for 7/15 (tw. nt. dh) at Milwaukee)									
78	7/07	N/H	SOX 7, Det. 0	Lamp-C	Ujdur	42-36	3	-4	24,018	793,784		
79	7/08	N/H	SOX 3, Det. 2	Hoyt-C	Petry-C	43-36	3	-3	31,261	825,045		
80	7/09	N/R	Tor. 7, SOX 6	Murray-R	Dotson	43-37	3	-3				
81	7/10	N/R	SOX 6, Tor. 5	Escarrega-R	Gott	44-37	3	-2				
82	7/11	O/R	SOX 16, Tor. 7	Burns	Clancy	45-37	3	-2				
— ALL-STAR GAME AT MONTREAL — NATIONAL LEAGUE 4, AMERICAN LEAGUE 1 —												
83	7/15	N/R	Mil. 8, SOX 4	Slaton-R	Lamp	45-38						
84	7/15	N/R	Mil. 5, SOX 4	Caldwell	Hoyt	45-39	3	-3.5				
85	7/16	N/R	Mil. 5, SOX 3	Haas	Koosman	45-40	3	-4.5				
86	7/17	N/R	Mil. 5, SOX 2	Ladd-R	Barojas-R	45-41	3	-4.5				
87	7/18	N/R	Mil. 9, SOX 3	Lerch	Barnes	45-42	3	-4.5				
88	7/19	N/R	SOX 6, Det. 0	Lamp-C	Wilcox	46-42	3	-4.5				
89	7/20	N/R	Det. 1, SOX 0	Petry-C	Hoyt-C	46-43	3	-4.5				
90	7/21	N/R	SOX 9, Det. 3(12)	Barojas-R	Tobik-R	47-43	3	-4.5				
91	7/22	N/H	SOX 3, Tor. 2	Burns-C	McLaughlin-R	48-43	3	-4	21,875	846,920		
92	7/23	N/H	Tor. 7, SOX 1	Leal	Barnes	48-44	3	-4	27,770	874,690		
93	7/24	D/H	Tor. 8, SOX 1	Stieb	Lamp	48-45	3	-4	21,821	896,511		
94	7/25	D/H	SOX 5, Tor. 3	Hoyt-C	Clancy	49-45	3	-4	17,452	913,963		
95	7/26	N/R	Bal. 6, SOX 2	Flanagan	Koosman	49-46	3	-4				
96	7/27	N/R	Bal. 5, SOX 3	T. Martinez-R	Hickey-R	49-47	3	-5				
97	7/28	N/R	Bal. 2, SOX 1	McGregor	Dotson	49-48	4	-6				
98	7/29	N/H	Bos. 7, SOX 3	Rainey	Lamp	49-49	4	-7	21,137	935,100		
99	7/30	N/H	SOX 9, Bos. 6	Hoyt	Torrez	50-49	3	-7	30,063	965,163		
100	7/31	N/H	SOX 7, Bos. 5	Burns	Eckersley	51-49	3	-6	31,886	997,049		
101	8/01	H/D	SOX 4, Bos. 2	Koosman	Hurst	52-49	3	-6	26,047	1,023,096		
102	8/03	R/N	SOX 1, N.Y. 0	Trout	Rawley	53-49						
103	8/03	R/N	SOX 14, N.Y. 2	Dotson	Erickson	54-49	3	-5				
104	8/04	R/N	N.Y. 6, SOX 2	Guidry	Hoyt	54-50						
105	8/04	R/N	SOX 7, N.Y. 0	Burns-C	John	55-50	3	-4.5				
106	8/06	R/N	SOX 6, Bos. 3	Koosman	Hurst	56-50	3	-4.5				
107	8/07	R/D	SOX 7, Bos. 3	Dotson	Tudor	57-50	3	-4				
108	8/08	R/D	Bos. 12, SOX 6	Burgmeier-R	Trout	57-51	3	-5				
109	8/09	H/N	SOX 9, Bal. 5	Hickey-R	T. Martinez-R	58-51	3	-4.5	26,765	1,049,861		
110	8/10	H/N	SOX 9, Bal. 4	Burns-C	McGregor	59-51	3	-3.5	19,676	1,069,537		
111	8/11	H/N	SOX 4, Bal. 1	Dotson	D. Martinez	60-51	3	-4.5	19,481	1,089,018		
112	8/12	H/N	SOX 2, N.Y. 1	Koosman-C	Morgan	61-51	3	-3.5	25,033	1,114,051		
113	8/13	H/N	N.Y. 4, SOX 3	John	Trout	61-52	3	-4	34,806	1,148,857		
114	8/14	H/N	SOX 6, N.Y. 0	Hoyt-C	Rawley	62-52	3	-3.5	41,431	1,190,288		
115	8/15	H/D	SOX 6, N.Y. 4	Lamp-R	Gossage-R	63-52	3	-3	31,160	1,221,448		
116	8/16	R/N	SOX 6, Tex. 1	Dotson	Honeycutt	64-52	3	-2.5				
117	8/17	R/N	Tex. 4, SOX 3(11)	Darwin-R	Lamp-R	64-53	3	-3.5				
118	8/18	R/N	Tex. 11, SOX 1	Tanana-C	Trout	64-54	3	-3.5				
119	8/19	R/N	K.C. 3, SOX 0	Gura	Hoyt	64-55	3	-4.5				
120	8/20	R/N	K.C. 13, SOX 5	Leonard	Escarrega	64-56	3	-5				
121	8/21	R/N	K.C. 4, SOX 3	Quisenberry-R	Barojas-R	64-57	3	-5.5				
122	8/22	R/D	SOX 12, K.C. 3	Koosman-C	Spittorf	65-57	3	-5.5				
123	8/23	R/N	Cle. 5, SOX 4	Spillner-R	Escarrega-R	65-58	3	-6.5				
124	8/24	R/N	Cle. 14, SOX 7	Waits-R	Hoyt	65-59	3	-6.5				
125	8/25	R/N	SOX 5, Cle. 1	Dotson	Barker-C	66-59	3	-6				
126	8/27	H/N	K.C. 7, SOX 1	Spittorf	Koosman	66-60	3	-7	42,212	1,263,660		
127	8/28	H/N	K.C. 10, SOX 1	Blue	Burns	66-61	3	-8	24,381	1,288,041		
128	8/29	H/D	K.C. 7, SOX 4	Hoyt	Gura	66-62	3	-9	26,181	1,314,222		
129	8/30	H/N	SOX 4, Cle. 1	Dotson	Waits	67-62	3	-9	14,322	1,328,544		
130	8/31	H/N	SOX 14, Cle. 6	Hickey-R	Barker	68-62	3	-8	9,058	1,337,602		
131	9/01	H/N	SOX 6, Cle. 0	Koosman-C	Sorensen	69-62	3	-7	8,797	1,346,399		
132	9/02	H/N	SOX 6, Tex. 5	Kern-R	Comer	70-62	3	-6.5	10,310	1,356,709		
133	9/03	H/N	SOX 7, Tex. 5	Brusstar-R	Schmidt	71-62	3	-6.5	12,538	1,369,247		
134	9/04	H/N	SOX 4, Tex. 0	Dotson-C	Tanana-C	72-62	3	-5.5	23,095	1,392,342		
135	9/05	H/D	Tex. 10, SOX 7	Matlack-R	Barojas-R	72-63	3	-5.5	25,971	1,418,313		
136	9/06	R/D	Cal. 8, SOX 6	Renko-R	Kern-R	72-64	3	-5.5				
137	9/07	R/N	SOX 7, Cal. 4	Hoyt-R	John	73-64	3	-4.5				
138	9/08	R/N	SOX 5, Cal. 3	Dotson	Curtis-R	74-64	3	-4.5				
139	9/10	R/N	SOX 9, Oak. 3	Lamp	Norris	75-64	3	-3.5				
140	9/11	R/D	SOX 2, Oak. 0	Koosman	Codioli	76-64	3	-3.5				
141	9/12	R/D	Oak. 4, SOX 2	Langford	Hoyt	76-65	3	-4.5				
142	9/13	H/N	Cal. 6, SOX 4	Sanchez-R	Hickey-R	76-66	3	-5.5	13,474	1,431,787		
143	9/14	H/N	Cal. 7, SOX 0	Kison-C	Lamp	76-67	3	-6.5	13,798	1,445,585		
144	9/15	H/N	SOX 8, Cal. 3	Koosman	Zahn	77-67	3	-6.5	13,744	1,459,329		
145	9/16	H/N	SOX 6, Oak. 3	Hoyt	Baker	78-67	3	-5.5	10,929	1,470,258		
—	9/17	N/H	—(Oak. @ SOX, ppd., rain, rescheduled for 9/18 (tw. nt. dh))									
146	9/18	H/N	Oak. 2, SOX 1	Codioli-C	Dotson	78-68						
147	9/18	H/N	Oak. 5, SOX 4	Beard-R	Barojas-R	78-69	3	-5.5	17,490	1,487,748		
148	9/19	H/D	SOX 8, Oak. 3	Koosman	Hanna	79-69	3	-4.5	19,742	1,507,490		
149	9/20	R/N	Sea. 5, SOX 2	B. Clark	Hoyt	79-70	3	-5.5				
150	9/21	R/N	Sea. 5, SOX 4	Caudill-R	Hickey-R	79-71	3	-6.5				
151	9/22	R/N	Sea. 8, SOX 4	Stoddard	Dotson	79-72	3	-7.5				
152	9/23	R/N	SOX 12, Sea. 4	Koosman	Moore	80-72	3	-6.5				
153	9/24	H/N	SOX 3, Min. 2(13)	Brusstar-R	Boris-R	81-72	3	-6.5	8,660	1,516,150		
154	9/25	H/N	SOX 13, Min. 1	Hoyt	O'Connor	82-72	3	-6.5	9,846	1,525,996		
155	9/26	H/D	Min. 2, SOX 1	Castillo-C	Dotson-C	82-73	3	-6.5	10,559	1,536,555		
156	9/27	H/N	Sea. 8, SOX 4	Perry	Koosman	82-74						
157	9/27	H/N	SOX 4, Sea. 1	Kern	Stoddard	83-74	3	-7	6,054	1,542,609		
158	9/28	H/N	SOX 3, Sea. 1	Lamp	Moore	84-74	3	-6	5,647	1,548,256		
159	9/29	H/N	SOX 6, Sea. 5	Hoyt	Nunez	85-74	3	-5	19,531	1,567,787		
160	10/1	N/R	Min. 3, SOX 2	Castillo	Dotson-C	85-75	3	-6				
161	10/2	D/R	SOX 5, Min. 3	Lamp	Viola	86-75	3	-6				
162	10/3	D/R	SOX 6, Min. 1	Hoyt-C	Havens	87-75	3	-6				

BATTERS STATISTICAL BREAKDOWN

BAINES

CLUB	1982						CAREER					
	AVG	G	AB	H	HR	RBI	AVG	G	AB	H	HR	RBI
California	.185	13	54	10	0	6	.239	34	130	31	2	17
Kansas City	.283	13	53	15	3	10	.210	23	81	17	3	10
Minnesota	.278	12	36	10	2	4	.281	24	64	18	4	8
Oakland	.264	13	53	14	2	10	.235	39	149	35	5	24
Seattle	.308	13	52	16	2	9	.279	27	104	29	2	15
Texas	.386	13	44	17	4	13	.353	31	102	36	6	20
vs. West	.281	77	292	82	13	52	.263	178	630	166	22	94
Baltimore	.188	12	48	9	0	6	.207	31	116	24	2	14
Boston	.277	12	47	13	2	8	.300	29	100	30	7	18
Cleveland	.273	12	44	12	1	6	.276	28	98	27	2	13
Detroit	.295	12	44	13	4	13	.255	30	110	28	6	18
Milwaukee	.150	12	40	6	1	5	.283	28	106	30	3	11
New York	.348	12	46	16	1	5	.281	26	82	23	1	10
Toronto	.298	12	47	14	3	10	.321	34	131	42	5	19
vs. East	.263	84	316	83	12	53	.272	206	749	204	26	103
1982 totals/lifetime	.271	161	608	165	25	105	.268	384	1379	370	48	197
Home	.288	80	288	83	11	54	BAINES' CAREER GAME HIGHS: HITS: 4 (twice, last, 8/23/81 @ TOR.) HR'S: 3 (7/7/82 vs. DET.) RBI'S: 6 (7/7/82 vs. DET.)					
Road	.256	81	320	82	14	51						
1st Half	.270	81	300	81	11	56						
2nd Half	.273	80	308	84	14	49						
April	.264	19	72	19	0	5						
May	.245	27	94	23	3	21						
June	.235	26	102	24	3	16						
July	.276	27	98	27	8	21						
August	.327	30	122	40	5	22						
Sept-Oct	.267	32	120	32	6	10						

BERNAZARD

CLUB	1982						CAREER					
	AVG	G	AB	H	HR	RBI	AVG	G	AB	H	HR	RBI
California	.333	10	36	12	2	6	.302	23	86	26	2	8
Kansas City	.244	12	45	11	0	2	.241	14	54	13	0	2
Minnesota	.321	7	28	9	1	4	.327	13	49	16	1	6
Oakland	.147	9	34	5	0	6	.235	22	81	19	1	14
Seattle	.333	5	21	7	1	3	.375	11	40	15	2	5
Texas	.245	12	49	12	0	3	.268	18	71	19	0	4
vs. West	.263	55	213	56	4	24	.284	101	381	108	6	39
Baltimore	.170	12	47	8	0	3	.305	21	82	25	1	10
Boston	.319	11	47	15	1	7	.288	20	80	23	2	8
Cleveland	.261	12	46	12	3	6	.254	19	71	18	3	10
Detroit	.204	12	49	10	0	3	.186	18	70	13	0	3
Milwaukee	.271	12	48	13	0	2	.262	17	65	17	1	3
New York	.227	11	44	10	1	6	.229	23	83	19	1	7
Toronto	.304	12	46	14	2	5	.228	24	92	21	3	10
vs. East	.251	82	327	82	7	32	.251	142	543	136	11	51
1982 totals/lifetime	.256	137	540	138	11	56	.264	243	924	244	17	90
Home	.232	64	241	56	1	18	BERNAZARD'S CAREER GAME HIGHS: HITS: 4 (twice, last, 5/23/81 @ CAL.) HR'S: 1 RBI'S: 4 (6/17/82 vs. OAK.)					
Road	.274	73	299	82	10	38						
1st Half	.265	81	325	86	5	34						
2nd Half	.242	56	215	52	6	22						
April	.250	18	76	19	0	8						
May	.295	27	105	31	2	9						
June	.264	27	106	28	2	14						
July	.224	27	101	24	1	7						
August	.217	27	101	11	3	11						
Sept-Oct	.311	11	45	14	2	7						

BATTERS STATISTICAL BREAKDOWN

FISK

1982

CAREER

CLUB	AVG	G	AB	H	HR	RBI	AVG	G	AB	H	HR	RBI
California	.310	11	42	13	0	4	.313	96	352	110	10	47
Kansas City	.341	12	44	15	2	6	.290	80	290	84	8	37
Minnesota	.250	9	36	9	1	3	.285	96	344	98	13	44
Oakland	.306	13	49	15	4	8	.321	102	368	118	24	70
Seattle	.211	11	38	8	1	4	.263	54	186	49	10	21
Texas	.243	12	37	9	1	9	.244	104	365	89	11	47
vs. West	.280	68	246	69	9	34	.288	532	1905	548	76	266
Baltimore	.273	10	33	9	0	1	.254	126	452	115	14	61
Boston	.432	10	37	16	3	12	.433	19	67	29	6	20
Cleveland	.219	10	32	7	0	4	.294	120	426	125	17	68
Detroit	.179	10	39	7	0	2	.275	119	411	113	13	50
Milwaukee	.267	9	30	8	1	7	.274	118	431	118	22	79
New York	.250	9	28	7	1	4	.262	128	454	119	16	63
Toronto	.129	9	31	4	0	1	.270	65	241	65	7	37
vs. East	.252	67	230	58	5	31	.276	695	2482	684	95	378
1982 totals/lifetime	.267	135	476	127	14	65	.281	1309	4674	1313	183	678
Home	.274	68	237	65	7	38	FISK'S CAREER GAME HIGHS: HITS: 4 (7 times, last, 5/20/80 @ TOR.) HR'S: 2 (13 times, last, 6/7/82 vs. OAK.) RBI'S: 7 (9/6/77 vs. TOR.)					
Road	.259	67	239	62	7	27						
1st Half	.261	68	234	61	7	30						
2nd Half	.273	67	242	66	7	35						
April	.294	15	51	15	1	6						
May	.232	22	69	16	2	14						
June	.281	24	89	25	4	9						
July	.244	21	78	19	1	9						
August	.315	26	92	29	3	14						
Sept-Oct	.237	27	97	23	2	13						

GRAY

1982

CAREER

CLUB	AVG	G	AB	H	HR	RBI	AVG	G	AB	H	HR	RBI
California	.000	2	2	0	0	0	.000	2	2	0	0	0
Kansas City	—	—	—	—	—	—	—	—	—	—	—	—
Minnesota	.500	6	8	4	0	0	.500	6	8	4	0	0
Oakland	.000	1	3	0	0	0	.000	1	3	0	0	0
Seattle	.250	5	12	3	0	0	.250	5	12	3	0	0
Texas	—	—	—	—	—	—	—	—	—	—	—	—
vs. West	.280	14	25	7	0	0	.280	14	25	7	0	0
Baltimore	—	—	—	—	—	—	—	—	—	—	—	—
Boston	—	—	—	—	—	—	—	—	—	—	—	—
Cleveland	—	—	—	—	—	—	—	—	—	—	—	—
Detroit	.000	1	0	0	0	0	.000	1	0	0	0	0
Milwaukee	—	—	—	—	—	—	—	—	—	—	—	—
New York	—	—	—	—	—	—	—	—	—	—	—	—
Toronto	.333	2	3	1	0	0	.333	2	3	1	0	0
vs. East	.333	3	3	1	0	0	.333	3	3	1	0	0
1982 totals/lifetime	.286	28	8	1	0	0	.286	17	28	8	0	0
Home	.000	8	7	0	0	0	GRAY'S CAREER GAME HIGHS: HITS: 2 (3 times, last, 10/3/81 @ MINN.) HR'S: — RBI'S: —					
Road	.381	9	21	8	0	0						
1st Half	.333	3	3	1	0	0						
2nd Half	.286	17	242	66	7	35						
April	—	—	—	—	—	—						
May	—	—	—	—	—	—						
June	—	—	—	—	—	—						
July	.333	3	3	1	0	0						
August	—	—	—	—	—	—						
Sept-Oct	.250	14	25	7	0	0						

BATTERS STATISTICAL BREAKDOWN

HAIRSTON

CLUB	1982						CAREER					
	AVG	G	AB	H	HR	RBI	AVG	G	AB	H	HR	RBI
California	.125	8	8	1	0	0	.245	39	98	24	0	9
Kansas City	.333	8	9	3	0	1	.220	43	127	28	0	10
Minnesota	.250	11	12	3	0	2	.296	42	98	29	1	17
Oakland	.333	6	3	1	1	2	.323	36	99	32	1	7
Seattle	.250	6	8	2	1	3	.400	8	10	4	1	3
Texas	.250	6	4	1	0	0	.247	29	77	19	0	7
vs. West	.250	45	44	11	2	8	.267	197	509	136	3	53
Baltimore	.333	5	6	2	1	2	.343	18	35	12	1	6
Boston	.167	3	6	1	0	0	.200	17	45	9	0	2
Cleveland	.333	4	3	1	0	0	.314	20	51	16	0	8
Detroit	.500	6	4	2	1	2	.254	26	63	16	1	9
Milwaukee	.000	8	8	0	0	1	.186	23	59	11	0	7
New York	.222	7	9	2	1	1	.192	16	26	5	1	2
Toronto	.200	7	10	2	0	4	.200	8	10	2	0	5
vs. East	.217	40	46	10	3	10	.249	128	289	72	3	39
1982 totals/lifetime	.233	85	90	21	5	18	.259	325	798	207	6	92
Home	.087	41	46	4	2	9	HAIRSTON'S CAREER GAME HIGHS: HITS: 4 (9/24/75 @ OAK.) HR'S: 1 RBI'S: 6 (10/4/81 vs. MINN.)					
Road	.386	44	44	17	3	9						
1st Half	.234	43	47	11	4	14						
2nd Half	.238	42	43	10	1	4						
April	.154	9	13	2	1	2						
May	.111	10	9	1	0	1						
June	.375	18	16	6	2	6						
July	.174	8	23	4	1	7						
August	.333	15	18	6	1	1						
Sept-Oct	.111	14	11	2	0	1						

HILL

CLUB	1982						CAREER					
	AVG	G	AB	H	HR	RBI	AVG	G	AB	H	HR	RBI
California	.429	5	7	3	0	1	.294	11	17	5	0	3
Kansas City	.250	6	4	1	0	1	.231	9	13	3	0	2
Minnesota	.333	6	15	5	0	3	.313	8	16	5	0	3
Oakland	.000	4	0	0	0	0	.000	5	1	0	0	0
Seattle	.182	4	11	2	1	1	.182	4	11	2	1	1
Texas	.000	5	7	0	0	0	.000	10	12	0	0	0
vs. West	.250	30	44	11	1	6	.237	55	76	18	2	12
Baltimore	.000	1	1	0	0	0	.000	3	2	0	0	0
Boston	.250	2	4	1	0	0	.267	5	15	4	0	1
Cleveland	.222	5	9	2	1	3	.200	10	20	4	1	3
Detroit	.333	3	6	2	1	2	.308	5	13	4	2	3
Milwaukee	.250	5	8	2	0	0	.214	8	14	3	0	1
New York	.313	5	16	5	0	2	.333	7	18	6	0	2
Toronto	.000	2	0	0	0	0	.000	4	6	0	0	0
vs. East	.273	23	44	12	2	7	.239	42	88	21	3	10
1982 totals/lifetime	.261	53	88	23	3	13	.238	97	164	39	5	22
Home	.235	27	34	8	1	5	HILL'S CAREER GAME HIGHS: HITS: 3 (8/3/82 @ N.Y. #2) HR'S: 1 RBI'S: 3 (10/3/82 @ MINN.)					
Road	.278	26	54	15	2	8						
1st Half	.205	27	39	8	2	6						
2nd Half	.577	26	49	15	1	7						
April	.000	4	4	0	0	0						
May	.222	12	18	4	2	5						
June	.250	8	16	4	0	1						
July	.167	5	6	1	0	0						
August	.347	11	23	8	0	3						
Sept-Oct	.286	12	21	6	1	4						

BATTERS STATISTICAL BREAKDOWN

KITTLE

CLUB	1982						CAREER					
	AVG	G	AB	H	HR	RBI	AVG	G	AB	H	HR	RBI
California	.500	4	6	3	0	2	.500	4	6	3	0	2
Kansas City	—	—	—	—	—	—	—	—	—	—	—	—
Minnesota	.333	3	6	2	1	3	.333	3	6	2	1	3
Oakland	.000	3	3	0	0	0	.000	3	3	0	0	0
Seattle	.111	7	9	1	0	1	.111	7	9	1	0	1
Texas	.200	3	5	1	0	1	.200	3	5	1	0	1
vs. West	.241	20	29	7	1	7	.241	20	29	7	1	7
Baltimore	—	—	—	—	—	—	—	—	—	—	—	—
Boston—	—	—	—	—	—	—	—	—	—	—	—	—
Cleveland	—	—	—	—	—	—	—	—	—	—	—	—
Detroit	—	—	—	—	—	—	—	—	—	—	—	—
Milwaukee	—	—	—	—	—	—	—	—	—	—	—	—
New York	—	—	—	—	—	—	—	—	—	—	—	—
Toronto	—	—	—	—	—	—	—	—	—	—	—	—
vs. East	—	—	—	—	—	—	—	—	—	—	—	—
1982 totals/lifetime	.241	20	29	7	1	7	.241	20	29	7	1	7
Home	.200	12	15	3	0	2	KITTLE'S CAREER GAME HIGHS: HITS: 2 (10/2/82 @ MINN.) HR'S: 1 RBI'S: 3 (10/2/82 @ MINN.)					
Road	.286	8	14	4	1	5						
1st Half	—	—	—	—	—	—						
2nd Half	.241	20	29	7	1	7						
April	—	—	—	—	—	—						
May	—	—	—	—	—	—						
June	—	—	—	—	—	—						
July	—	—	—	—	—	—						
August	—	—	—	—	—	—						
Sept-Oct	.241	20	29	7	1	7						

RUDY LAW

CLUB	1982						CAREER					
	AVG	G	AB	H	HR	RBI	AVG	G	AB	H	HR	RBI
California	.324	10	34	11	0	2	.324	10	34	11	0	2
Kansas City	.318	8	22	7	0	2	.318	8	22	7	0	2
Minnesota	.320	9	25	8	0	4	.320	9	25	8	0	4
Oakland	.280	10	25	7	0	2	.280	10	25	7	0	2
Seattle	.517	11	29	15	0	0	.517	11	29	15	0	0
Texas	.269	9	26	7	0	1	.269	9	26	7	0	1
vs. West	.342	57	161	55	0	11	.342	57	161	55	0	11
Baltimore	.407	10	27	11	0	4	.407	10	27	11	0	4
Boston	.259	10	27	7	0	3	.259	10	27	7	0	3
Cleveland	.273	8	33	9	0	1	.273	8	33	9	0	1
Detroit	.233	11	30	7	1	6	.233	11	30	7	1	6
Milwaukee	.333	8	15	5	1	2	.333	8	15	5	1	2
New York	.267	8	15	4	1	4	.267	8	15	4	1	4
Toronto	.321	9	28	9	0	1	.321	9	28	9	0	1
vs. East	.297	64	175	52	3	21	.297	64	175	52	3	21
1982 totals/lifetime	.318	121	336	107	3	32	.318	121	336	107	3	32
Home	.315	59	162	51	0	11	LAW'S CAREER GAME HIGHS: HITS: 4 (4/15/80 @ S.D.) HR'S: 1 RBI'S: 3 (twice, last, 8/4/82 @ N.Y. #2)					
Road	.322	62	174	56	3	21						
1st Half	.293	56	92	27	1	11						
2nd Half	.328	65	244	80	2	21						
April	.250	14	16	4	0	2						
May	.333	14	21	7	1	5						
June	.296	20	27	8	0	4						
July	.323	25	96	31	1	9						
August	.272	23	77	21	1	7						
Sept-Oct	.364	25	99	36	0	5						

BATTERS STATISTICAL BREAKDOWN

VANCE LAW

CLUB	1982						CAREER					
	AVG	G	AB	H	HR	RBI	AVG	G	AB	H	HR	RBI
California	.320	7	25	8	0	7	.320	7	25	8	0	7
Kansas City	.194	8	31	6	0	1	.194	8	31	6	0	1
Minnesota	.256	14	39	10	0	4	.256	14	39	10	0	4
Oakland	.387	10	31	12	0	3	.387	10	31	12	0	3
Seattle	.302	12	43	13	2	10	.302	12	43	13	2	10
Texas	.304	9	23	7	1	4	.304	9	23	7	1	4
vs. West	.292	60	192	56	3	29	.292	60	192	56	3	29
Baltimore	.292	9	24	7	0	3	.292	9	24	7	0	3
Boston	.207	8	29	6	1	3	.207	8	29	6	1	3
Cleveland	.250	7	24	6	0	3	.250	7	24	6	0	3
Detroit	.273	7	22	6	1	3	.273	7	22	6	1	3
Milwaukee	.222	7	18	4	0	5	.222	7	18	4	0	5
New York	.360	8	25	9	0	8	.360	8	25	9	0	8
Toronto	.280	8	25	7	0	0	.280	8	25	7	0	0
vs. East	.269	54	167	45	2	25	.269	54	167	45	2	25
1982 totals/lifetime	.281	114	359	101	5	54	.281	114	359	101	5	54
Home	.314	57	172	54	2	22						
Road	.251	57	187	47	3	32						
1st Half	.307	35	88	27	1	9						
2nd Half	.273	79	271	74	4	45						
April	.273	5	11	3	0	1						
May	.375	6	8	3	0	0						
June	.348	15	36	13	1	4						
July	.233	27	90	21	2	11						
August	.255	29	98	25	0	16						
Sept-Oct	.305	32	115	35	2	22						

LAW'S
CAREER GAME HIGHS:
 HITS: 3 (6 times,
 last, 9/27/82 vs. SEA. #2)
 HR'S: 1
 RBI'S: 3 (3 times,
 last, 9/23/82 @ SEA.)

LEFLORE

CLUB	1982						CAREER					
	AVG	G	AB	H	HR	RBI	AVG	G	AB	H	HR	RBI
California	.154	3	13	2	0	0	.292	74	301	88	3	24
Kansas City	.207	10	29	6	0	0	.277	68	267	74	6	21
Minnesota	.240	5	25	6	1	3	.336	63	277	93	6	29
Oakland	.500	6	20	10	0	1	.309	68	275	85	0	20
Seattle	.353	4	17	6	0	1	.257	41	179	46	1	12
Texas	.161	9	31	5	0	2	.239	73	305	73	2	26
vs. West	.259	37	135	35	1	7	.290	438	1813	525	19	147
Baltimore	.500	8	30	15	0	2	.293	90	365	107	5	27
Boston	.233	8	30	7	0	2	.316	92	373	118	5	26
Cleveland	.125	6	16	2	0	0	.291	86	340	99	4	27
Detroit	.360	6	25	9	1	2	.316	10	38	12	1	2
Milwaukee	.316	9	38	12	2	8	.300	91	394	118	8	44
New York	.237	10	36	9	0	3	.263	96	380	100	5	19
Toronto	.318	7	22	7	0	1	.299	57	234	70	8	22
vs. East	.307	54	199	61	3	18	.294	522	2124	624	36	167
1982 totals/lifetime	.287	91	334	96	4	25	.292	960	3937	1149	55	314
Home	.309	43	162	50	3	14						
Road	.267	48	172	46	3	21						
1st Half	.290	68	279	81	4	22						
2nd Half	.273	23	55	15	0	3						
April	.325	18	77	25	2	11						
May	.267	25	101	27	1	6						
June	.242	22	91	22	1	5						
July	.333	7	18	6	0	0						
August	.276	19	47	13	0	3						
Sept-Oct	.000	1	0	0	0	0						

LEFLORE'S
CAREER GAME HIGHS:
 HITS: 4 (5 times,
 last, 9/23/79 @ BOS.)
 HR'S: 1
 RBI'S: 4 (twice,
 last, 4/27/82 @ MILW.)

BATTERS STATISTICAL BREAKDOWN

LUZINSKI

CLUB	1982						CAREER					
	AVG	G	AB	H	HR	RBI	AVG	G	AB	H	HR	RBI
California	.244	13	41	10	2	3	.233	26	86	20	6	18
Kansas City	.300	13	50	15	2	10	.276	15	58	16	2	10
Minnesota	.317	12	41	13	0	6	.297	18	64	19	1	9
Oakland	.333	13	45	15	2	13	.266	26	94	25	4	19
Seattle	.167	11	36	6	1	8	.218	17	55	12	2	9
Texas	.408	13	49	20	2	11	.328	19	67	22	3	12
vs. West	.302	75	262	79	9	51	.269	121	424	114	18	77
Baltimore	.326	12	43	14	2	9	.315	20	73	23	3	10
Boston	.271	12	48	13	0	5	.259	21	81	21	2	9
Cleveland	.357	12	42	15	1	7	.309	19	68	21	1	8
Detroit	.326	12	46	15	2	6	.343	18	67	23	4	8
Milwaukee	.261	12	46	12	1	5	.318	17	66	21	1	9
New York	.156	12	45	7	0	2	.200	24	90	18	3	12
Toronto	.294	12	51	15	3	17	.315	23	92	29	7	31
vs. East	.283	84	321	91	9	51	.291	142	537	156	21	87
1982 totals/lifetime	.292	159	583	170	18	102	.281	263	961	270	39	164
Home	.325	78	274	89	13	62	LUZINSKI'S CAREER GAME HIGHS: HITS: 4 (several times, last, 6/23/82 vs. MINN.) HR'S: 2 (20 times, last, 5/26/82 vs. K.C.) RBI'S: 7 (6/11/77 vs. ATL.)					
Road	.262	81	309	81	5	40						
1st Half	.297	82	320	95	11	65						
2nd Half	.285	77	263	75	7	37						
April	.216	19	74	16	1	7						
May	.361	27	108	39	6	31						
June	.311	27	103	32	3	20						
July	.260	27	104	27	3	13						
August	.284	39	109	31	2	14						
Sept-Oct	.294	29	85	25	3	17						

MULLINS

CLUB	1982						CAREER					
	AVG	G	AB	H	HR	RBI	AVG	G	AB	H	HR	RBI
California	—	—	—	—	—	—	.000	4	10	0	0	0
Kansas City	—	—	—	—	—	—	—	—	—	—	—	—
Minnesota	—	—	—	—	—	—	.313	6	16	5	0	1
Oakland	—	—	—	—	—	—	.273	6	22	6	0	2
Seattle	—	—	—	—	—	—	.077	4	13	1	0	0
Texas	—	—	—	—	—	—	—	—	—	—	—	—
vs. West	—	—	—	—	—	—	.197	20	61	12	0	3
Baltimore	—	—	—	—	—	—	—	—	—	—	—	—
Boston	—	—	—	—	—	—	—	—	—	—	—	—
Cleveland	—	—	—	—	—	—	—	—	—	—	—	—
Detroit	—	—	—	—	—	—	.000	1	1	0	0	0
Milwaukee	—	—	—	—	—	—	—	—	—	—	—	—
New York	—	—	—	—	—	—	—	—	—	—	—	—
Toronto	—	—	—	—	—	—	—	—	—	—	—	—
vs. East	—	—	—	—	—	—	.000	1	1	0	0	0
1982 totals/lifetime	—	—	—	—	—	—	.194	21	62	12	0	3
Home	—	—	—	—	—	—	MULLINS' CAREER GAME HIGHS: HITS: 2 (9/12/80 vs. Minn.) HR'S: — RBI'S: 1					
Road	—	—	—	—	—	—						
1st Half	—	—	—	—	—	—						
2nd Half	—	—	—	—	—	—						
April	—	—	—	—	—	—						
May	—	—	—	—	—	—						
June	—	—	—	—	—	—						
July	—	—	—	—	—	—						
August	—	—	—	—	—	—						
Sept-Oct	—	—	—	—	—	—						

BATTERS STATISTICAL BREAKDOWN

NYMAN

CLUB	1982						CAREER					
	AVG	G	AB	H	HR	RBI	AVG	G	AB	H	HR	RBI
California	.222	3	9	2	0	0	.222	3	9	2	0	0
Kansas City	.286	2	7	2	0	0	.286	2	7	2	0	0
Minnesota	.500	4	8	4	0	1	.500	4	8	4	0	1
Oakland	.308	5	13	4	0	0	.308	5	13	4	0	0
Seattle	.000	1	1	0	0	0	.000	1	1	0	0	0
Texas	.250	2	4	1	0	1	.250	2	4	1	0	1
vs. West	.310	17	42	13	0	2	.310	17	42	13	0	2
Baltimore	.143	3	7	1	0	0	.143	3	7	1	0	0
Boston	.125	4	8	1	0	0	.125	4	8	1	0	0
Cleveland	.000	1	2	0	0	0	.000	1	2	0	0	0
Detroit	—	—	—	—	—	—	—	—	—	—	—	—
Milwaukee	—	—	—	—	—	—	—	—	—	—	—	—
New York	.167	3	6	1	0	0	.167	3	6	1	0	0
Toronto	—	—	—	—	—	—	—	—	—	—	—	—
vs. East	.130	11	23	3	0	0	.130	11	23	3	0	0
1982 totals/lifetime	.246	28	65	16	0	2	.246	28	65	16	0	2
Home	.233	18	43	10	0	1						
Road	.273	10	22	6	0	1						
1st Half	—	—	—	—	—	—						
2nd Half	.246	28	65	16	0	2						
April	—	—	—	—	—	—						
May	—	—	—	—	—	—						
June	—	—	—	—	—	—						
July	.250	2	4	1	0	0						
August	.148	12	27	4	0	0						
Sept-Oct	.314	15	35	11	0	2						

**NYMAN'S
CAREER GAME HIGHS:**
 HITS: 2 (4 times,
 last, 10/3/82) (at MINN.)
 HR'S: —
 RBI'S: 1

PACIOREK*

CLUB	1982						CAREER					
	AVG	G	AB	H	HR	RBI	AVG	G	AB	H	HR	RBI
California	.269	7	26	7	1	5	.318	43	154	49	3	22
Kansas City	.379	9	29	11	0	4	.372	48	164	61	9	28
Minnesota	.355	8	31	11	1	4	.333	38	138	46	2	15
Oakland	.222	7	27	6	0	0	.270	35	115	31	3	13
Seattle	.250	9	36	9	1	5	.250	9	36	9	1	5
Texas	.433	9	30	13	1	3	.239	41	142	34	2	9
vs. West	.318	49	179	57	4	21	.311	249	851	265	27	117
Baltimore	.240	6	25	6	0	2	.252	34	131	33	3	16
Boston	.526	5	19	10	1	4	.307	34	114	35	2	16
Cleveland	.120	7	25	3	0	2	.268	41	149	40	2	23
Detroit	.372	12	43	16	3	11	.255	41	145	37	3	16
Milwaukee	.375	11	40	15	1	7	.336	35	116	39	3	22
New York	.214	8	28	6	0	1	.336	38	131	44	5	18
Toronto	.261	6	23	6	2	7	.279	35	129	36	5	24
vs. East	.305	55	203	62	7	34	.289	258	915	264	23	135
1982 totals/lifetime	.312	104	382	119	11	55	.300	507	1766	529	50	252
Home	.281	50	178	50	0	17						
Road	.338	54	204	69	11	38						
1st Half	.309	72	262	81	6	37						
2nd Half	.317	32	120	38	5	18						
April	.324	18	71	23	1	8						
May	.301	24	83	25	1	11						
June	.342	22	73	25	2	10						
July	.322	16	59	19	5	15						
August	.272	13	44	12	0	5						
Sept-Oct	.289	11	45	13	2	6						

**PACIOREK'S
CAREER GAME HIGHS:**
 HITS: 4 (8 times,
 last, 7/21/82 (at Det.))
 HR'S: 2 (3 times,
 last, 7/21/82 (at Det.))
 RBI'S: 4 (4 times,
 last, 6/3/81 (at K.C.))

* Includes totals vs. White Sox

BATTERS STATISTICAL BREAKDOWN

SQUIRES

CLUB	1982						CAREER					
	AVG	G	AB	H	HR	RBI	AVG	G	AB	H	HR	RBI
California	.429	7	14	6	1	2	.252	48	131	33	1	11
Kansas City	.067	10	15	1	0	1	.238	42	105	25	0	8
Minnesota	.150	10	20	3	0	1	.219	48	128	28	0	4
Oakland	.167	7	12	2	0	0	.261	49	134	35	1	12
Seattle	.375	8	16	6	0	2	.241	42	83	20	0	7
Texas	.389	11	18	7	0	3	.279	50	111	31	0	8
vs. West	.263	53	95	25	1	9	.249	279	692	172	2	50
Baltimore	.353	10	17	6	0	4	.320	39	75	24	0	9
Boston	.278	10	18	5	0	3	.294	36	92	27	2	16
Cleveland	.211	8	19	4	0	3	.261	39	119	31	1	14
Detroit	.250	10	4	1	0	1	.273	34	77	21	0	9
Milwaukee	.250	6	8	2	0	0	.250	26	68	17	0	6
New York	.300	8	10	3	0	1	.307	34	88	27	0	13
Toronto	.250	11	24	6	0	0	.321	43	134	43	0	7
vs. East	.270	63	100	27	0	12	.291	251	653	190	3	74
1982 totals/lifetime	.267	116	195	52	1	21	.269	530	1345	362	5	124
Home	.261	58	92	24	1	12						
Road	.272	58	103	28	0	9						
1st Half	.220	57	59	13	0	2						
2nd Half	.287	59	136	39	1	19						
April	.429	13	7	3	0	1						
May	.167	21	24	4	0	1						
June	.227	17	22	5	0	0						
July	.225	19	40	9	0	1						
August	.293	23	43	12	0	10						
Sept-Oct	.300	22	60	20	1	21						

SQUIRES'
CAREER GAME HIGHS:
 HITS: 4 (twice,
 last, 10/4/81 vs. Minn)
 HR'S: 1
 RBI'S: 4 (6/15/79 vs. Bos.)

WALKER

CLUB	1982						CAREER					
	AVG	G	AB	H	HR	RBI	AVG	G	AB	H	HR	RBI
California	—	—	—	—	—	—	—	—	—	—	—	—
Kansas City	—	—	—	—	—	—	—	—	—	—	—	—
Minnesota	.200	4	5	1	1	1	.200	4	5	1	1	1
Oakland	1.000	1	1	1	0	0	1.000	1	1	1	0	0
Seattle	.455	6	11	5	1	6	.455	6	11	5	1	6
Texas	—	—	—	—	—	—	—	—	—	—	—	—
vs. West	.412	11	17	7	2	7	.412	11	17	7	2	7
Baltimore	—	—	—	—	—	—	—	—	—	—	—	—
Boston	—	—	—	—	—	—	—	—	—	—	—	—
Cleveland	—	—	—	—	—	—	—	—	—	—	—	—
Detroit	—	—	—	—	—	—	—	—	—	—	—	—
Milwaukee	—	—	—	—	—	—	—	—	—	—	—	—
New York	—	—	—	—	—	—	—	—	—	—	—	—
Toronto	—	—	—	—	—	—	—	—	—	—	—	—
vs. East	—	—	—	—	—	—	—	—	—	—	—	—
1982 totals/lifetime	.412	11	17	7	2	7	.412	11	17	7	2	7
Home	.500	7	12	6	1	6						
Road	.200	4	5	1	1	1						
1st Half	—	—	—	—	—	—						
2nd Half	.412	11	17	7	2	7						
April	—	—	—	—	—	—						
May	—	—	—	—	—	—						
June	—	—	—	—	—	—						
July	—	—	—	—	—	—						
August	—	—	—	—	—	—						
Sept-Oct	.412	11	17	7	2	7						

WALKER'S
CAREER GAME HIGHS:
 HITS: 2 (9/27/82
 vs. Sea #2)
 HR'S: 1
 RBI'S: 3 (9/27/82
 vs. Sea. #1)

PITCHERS STATISTICAL BREAKDOWN

BANNISTER*

CLUB	1982						CAREER					
	ERA	W-L	SV	IP	ER	SO	ERA	W-L	SV	IP	ER	SO
California	5.59	2-1	0	19.1	12	16	4.47	3-3	0	48.1	24	34
Kansas City	0.95	2-0	0	28.1	3	25	2.87	8-3	0	103.1	33	70
Minnesota	9.53	1-1	0	11.1	12	12	4.92	2-5	0	60.1	33	42
Oakland	2.39	2-0	0	26.1	7	23	2.79	4-2	0	58	18	50
Seattle	—	—	—	—	—	—	—	—	—	—	—	—
Texas	4.05	0-1	0	13.1	6	17	5.21	2-5	0	55.1	32	40
vs. West	3.52	8-3	0	112.2	44	108	3.70	23-18	0	379.2	156	285
Baltimore	0.00	1-0	0	9	0	6	2.90	3-2	0	40.1	13	23
Boston	3.73	1-2	0	19.1	8	19	3.52	4-4	0	71.2	28	57
Cleveland	6.75	0-2	0	17.1	13	13	5.80	0-6	0	49.1	32	36
Detroit	2.94	0-1	0	15.1	5	9	3.93	3-5	0	57.1	25	39
Milwaukee	4.22	0-2	0	21.1	10	18	5.79	1-6	0	51.1	33	37
New York	2.91	1-1	0	21.2	7	14	2.52	3-2	0	50.0	14	35
Toronto	2.08	1-2	0	30.1	7	22	2.49	3-5	0	68.2	19	52
vs. East	3.35	4-10	0	134.1	50	101	3.80	17-30	0	388.2	164	279
1982 totals/lifetime	3.43	12-13	0	247	94	209	3.75	40-50	0	768	320	564
Home	3.75	5-8	0	120	50	102						
Road	3.12	7-5	0	127	44	107						
1st Half	3.15	7-9	0	134.1	47	110						
2nd Half	3.75	5-4	0	112.2	47	99						
April	3.46	3-0	0	39	15	33						
May	3.30	2-3	0	43.2	16	34						
June	1.98	2-1	0	41	9	34						
July	4.19	3-2	0	38.2	18	28						
August	4.10	1-3	0	37.1	17	29						
Sept-Oct	3.61	1-4	0	47.1	19	51						

**BANNISTER'S
CAREER GAME HIGHS:**
 KO'S: 11 (5/25/80 vs. CHI.)
 HITS: 2 (3 times,
 last 7/16 182 @ BAL.)
LONGEST WIN STREAK:
 3 Games

*Includes totals vs. White Sox

BARNES

CLUB	1982						CAREER					
	ERA	W-L	SV	IP	ER	SO	ERA	W-L	SV	IP	ER	SO
California	—	—	—	—	—	—	—	—	—	—	—	—
Kansas City	0.00	0-0	0	1.0	0	1	0.00	0-0	0	1.0	0	1
Minnesota	—	—	—	—	—	—	—	—	—	—	—	—
Oakland	—	—	—	—	—	—	—	—	—	—	—	—
Seattle	—	—	—	—	—	—	—	—	—	—	—	—
Texas	9.00	0-0	0	2.0	2	2	9.00	0-0	0	2.0	2	2
vs. West	6.00	0-0	0	3.0	2	3	6.00	0-0	0	3.0	2	3
Baltimore	—	—	—	—	—	—	—	—	—	—	—	—
Boston	3.38	0-0	0	2.2	1	2	3.38	0-0	0	2.2	1	2
Cleveland	—	—	—	—	—	—	—	—	—	—	—	—
Detroit	—	—	—	—	—	—	—	—	—	—	—	—
Milwaukee	32.40	0-1	0	1.2	6	0	32.40	0-1	0	1.2	6	0
New York	0.00	0-0	1	3.0	0	1	0.00	0-0	1	3.0	0	1
Toronto	0.00	0-1	0	6.2	0	0	0.00	0-1	0	6.2	0	0
vs. East	4.50	0-2	1	14.0	7	3	4.50	0-2	1	14.0	7	3
1982 totals/lifetime	4.76	0-2	1	17.0	9	6	4.76	0-2	1	17.0	9	6
Home	0.00	0-1	0	6.2	0	0						
Road	7.84	0-1	1	10.1	9	6						
1st Half	—	—	—	—	—	—						
2nd Half	4.76	0-2	1	17.0	9	6						
April	—	—	—	—	—	—						
May	—	—	—	—	—	—						
June	—	—	—	—	—	—						
July	6.48	0-2	—	8.1	6	0						
August	3.11	0-0	1	8.2	3	6						
Sept-Oct	—	—	—	—	—	—						

**BARNES'
CAREER GAME HIGHS:**
 KO'S: 2 (twice,
 last 8/18/82 vs. Sea.)
 HITS: —
LONGEST WIN STREAK: — Games

PITCHERS STATISTICAL BREAKDOWN

BAROJAS

CLUB	1982						CAREER					
	ERA	W-L	SV	IP	ER	SO	ERA	W-L	SV	IP	ER	SO
California	5.40	1-0	2	8.1	5	3	5.40	1-0	2	8.1	5	3
Kansas City	1.88	0-2	1	14.1	3	8	1.88	0-2	1	14.1	3	8
Minnesota	10.50	1-1	1	6.0	7	3	10.50	1-1	1	6.0	7	3
Oakland	3.12	2-1	1	8.2	3	5	3.12	2-1	1	8.2	3	5
Seattle	0.00	0-0	3	7.0	0	3	0.00	0-0	3	7.0	0	3
Texas	3.38	1-1	2	10.2	4	6	3.38	1-1	2	10.2	4	6
vs. West	3.60	5-5	10	55.0	22	28	3.60	5-5	10	55.0	22	28
Baltimore	0.00	0-0	2	4.2	0	1	0.00	0-0	2	4.2	0	1
Boston	5.63	0-0	4	8.0	5	3	5.63	0-0	4	8.0	5	3
Cleveland	0.00	0-0	0	4.1	0	0	0.00	0-0	0	4.1	0	0
Detroit	4.76	1-0	2	11.1	6	12	4.76	1-0	2	11.1	6	12
Milwaukee	4.50	0-1	1	6.0	3	1	4.50	0-1	1	6.0	3	1
New York	1.59	0-0	1	11.1	2	6	1.59	0-0	1	11.1	2	6
Toronto	6.00	0-0	1	6.0	4	5	6.00	0-0	1	6.0	4	5
vs. East	3.48	1-1	11	51.2	20	28	3.48	1-1	11	51.2	20	28
1982 totals/lifetime	3.54	6-6	21	106.2	42	56	3.54	6-6	21	106.2	42	56
Home	3.02	4-3	12	53.2	18	25	BAROJAS' CAREER GAME HIGHS: KO'S: 4 (4/29/82 vs. Det.) HITS: — LONGEST WIN STREAK: 4 Games					
Road	4.08	2-3	9	53.0	24	31						
1st Half	3.64	5-2	13	59.1	24	34						
2nd Half	3.42	1-4	8	47.1	18	22						
April	0.61	0-0	6	14.2	1	8						
May	2.50	1-0	5	18.0	5	11						
June	5.83	4-2	2	21.2	14	11						
July	4.29	1-1	2	14.2	7	7						
August	3.68	0-1	0	22.0	9	13						
Sept-Oct	3.45	0-2	6	15.2	6	6						

BURNS

CLUB	1982						CAREER					
	ERA	W-L	SV	IP	ER	SO	ERA	W-L	SV	IP	ER	SO
California	6.97	0-0	0	10.1	8	8	2.62	5-1	0	58.1	17	47
Kansas City	12.41	1-2	0	12.1	17	10	5.28	3-4	0	44.1	26	28
Minnesota	6.35	0-1	0	11.1	8	11	3.62	2-2	0	37.1	15	21
Oakland	2.45	0-0	0	3.2	1	2	2.50	2-2	0	39.2	11	33
Seattle	6.48	1-0	0	8.1	6	9	3.89	3-2	0	39.1	17	33
Texas	3.55	1-0	0	12.2	5	7	2.11	3-1	0	42.2	10	16
vs. West	6.90	3-3	0	58.2	45	47	3.30	18-12	0	261.2	96	178
Baltimore	1.82	2-0	0	29.2	6	18	3.21	3-2	0	47.2	17	25
Boston	5.87	1-0	0	7.2	5	5	2.96	2-0	0	24.1	8	18
Cleveland	2.57	1-0	0	7.0	2	4	6.38	1-3	0	24.0	17	15
Detroit	—	—	—	—	—	—	3.86	2-3	0	56.0	24	29
Milwaukee	3.32	0-2	0	21.2	8	14	3.67	1-3	0	41.2	17	25
New York	0.00	2-0	0	18.1	0	12	1.87	5-2	0	67.1	14	36
Toronto	3.42	4-0	0	26.1	10	16	2.98	6-1	0	54.1	18	36
vs. East	2.52	10-2	0	110.2	31	69	3.28	20-14	0	315.1	115	184
1982 totals/lifetime	4.04	13-5	0	169.1	76	116	3.29	38-25	0	577	211	362
Home	4.68	7-2	0	82.2	43	58	BURNS' CAREER GAME HIGHS: KO'S: 9 (twice, last (9/26/81 @ Oak.) HITS: 2 (8/4/82 @ N.Y. #2) LONGEST WIN STREAK: 6 Games					
Road	3.43	6-2	0	86.2	33	58						
1st Half	3.86	9-4	0	105.2	45	66						
2nd Half	4.34	4-1	0	64.1	31	50						
April	1.26	2-1	0	28.2	4	13						
May	5.46	4-2	0	37.1	23	23						
June	3.91	2-0	0	23.0	10	23						
July	3.66	3-1	0	39.1	16	32						
August	4.37	2-1	0	22.2	11	16						
Sept-Oct	9.49	0-0	0	12.1	13	9						

PITCHERS STATISTICAL BREAKDOWN

DOTSON

1982							CAREER					
CLUB	ERA	W-L	SV	IP	ER	SO	ERA	W-L	SV	IP	ER	SO
California	5.25	2-1	0	24.0	14	13	4.81	5-2	0	58.0	31	35
Kansas City	6.46	0-2	0	15.1	11	10	3.51	2-2	0	33.1	13	21
Minnesota	3.48	0-3	0	20.2	8	12	4.56	1-6	0	51.1	26	25
Oakland	2.57	0-1	0	7.0	2	2	3.13	4-3	0	60.1	21	32
Seattle	7.15	0-2	0	11.1	9	5	5.84	1-3	0	37.0	24	12
Texas	1.93	2-0	0	28.0	6	12	3.19	3-2	0	59.1	21	24
vs. West	4.23	4-9	0	106.1	50	54	4.09	16-18	0	299.1	136	149
Baltimore	3.18	1-1	0	17.0	6	9	3.98	5-2	0	54.1	24	36
Boston	1.99	2-1	0	22.2	5	14	2.78	4-3	0	55.0	17	33
Cleveland	1.38	2-0	0	13.0	2	5	3.86	3-1	0	28.0	12	10
Detroit	4.61	1-1	0	13.2	7	11	3.91	1-2	0	25.1	11	17
Milwaukee	7.88	0-1	0	8.0	7	5	6.75	1-3	0	33.1	25	17
New York	2.45	1-1	0	11.0	3	6	3.33	2-2	0	27.0	10	15
Toronto	7.20	0-1	0	5.0	4	5	2.89	2-2	0	37.1	12	27
vs. East	3.39	7-6	0	90.1	34	55	3.84	18-15	0	260.1	111	155
1982 totals/lifetime	3.84	11-15	0	196.2	84	109	3.97	34-33	0	599.2	247	304
Home	3.50	3-9	0	97.2	38	46	DOTSON'S CAREER GAME HIGHS: KO'S: 9 (twice, last, 9/18/80 @ Tor) HITS: 3 (twice, last 5/30/81 vs. Cal) LONGEST WIN STREAK: 8 Games					
Road	4.18	8-6	0	99.0	46	63						
1st Half	4.94	3-10	0	89.1	49	51						
2nd Half	2.94	8-5	0	107.1	35	58						
April	2.66	1-2	0	23.2	7	14						
May	5.40	1-3	0	30.0	18	19						
June	6.12	1-3	0	25.0	17	10						
July	6.63	0-3	0	19.0	14	10						
August	1.68	6-0	0	48.1	9	31						
Sept-Oct	3.20	2-4	0	50.2	19	25						

HICKEY

1982							CAREER					
CLUB	ERA	W-L	SV	IP	ER	SO	ERA	W-L	SV	IP	ER	SO
California	4.50	0-1	1	4.0	2	2	3.38	0-1	1	5.1	2	2
Kansas City	4.15	0-0	0	8.2	4	2	4.15	0-0	0	8.2	4	2
Minnesota	9.00	0-0	0	3.0	3	2	4.91	0-1	0	7.1	4	3
Oakland	0.00	1-0	2	6.1	0	2	1.42	1-0	2	12.2	2	5
Seattle	6.75	0-1	0	1.1	1	0	12.26	0-1	0	3.2	5	2
Texas	2.45	0-0	0	7.1	2	3	2.00	0-0	0	9.0	2	3
vs. West	3.52	1-2	3	30.2	12	11	3.66	1-3	3	46.2	19	17
Baltimore	4.91	1-2	0	11.0	6	6	3.95	1-2	1	13.2	6	6
Boston	0.00	0-0	1	2.2	0	5	3.86	0-0	1	9.1	4	8
Cleveland	1.86	1-0	0	9.2	2	3	2.31	1-0	0	11.2	3	5
Detroit	2.45	0-0	0	3.2	1	2	1.13	0-0	0	8.0	1	3
Milwaukee	1.08	0-0	0	8.1	1	6	0.90	0-0	0	10.0	1	7
New York	1.42	1-0	0	6.1	1	3	1.93	1-1	1	14.0	3	7
Toronto	4.76	0-0	2	5.2	3	2	7.00	0-0	3	9.0	7	2
vs. East	2.66	3-2	3	47.1	14	27	2.97	3-3	6	75.2	25	38
1982 totals/lifetime	3.00	4-4	6	78.0	26	38	3.24	4-6	9	122.1	44	55
Home	2.66	3-1	1	47.1	14	23	HICKEY'S CAREER GAME HIGHS: KO'S: 4 (8/9/82 vs. Balt.) HITS: — LONGEST WIN STREAK: 1 Games					
Road	3.52	1-3	5	30.2	12	15						
1st Half	3.08	2-1	4	38.0	13	20						
2nd Half	2.93	2-3	2	40.0	13	18						
April	3.86	1-1	0	9.1	4	7						
May	2.81	0-0	1	16.0	5	6						
June	6.43	1-0	2	5.2	4	4						
July	4.26	0-1	1	12.2	6	8						
August	1.74	2-0	1	20.2	4	9						
Sept-Oct	2.38	0-1	1	11.1	3	4						

PITCHERS STATISTICAL BREAKDOWN

HOYT

1982							CAREER					
CLUB	ERA	W-L	SV	IP	ER	SO	ERA	W-L	SV	IP	ER	SO
California	1.80	1-1	0	10.0	2	6	3.54	3-1	1	40.2	16	21
Kansas City	3.68	1-2	0	22.0	9	11	3.67	1-2	1	27.0	11	14
Minnesota	2.25	2-1	0	24.0	6	15	2.25	3-1	0	32.0	8	19
Oakland	3.15	2-2	0	34.1	12	22	2.65	3-2	2	54.1	16	35
Seattle	3.72	1-2	0	19.1	8	12	5.82	2-3	1	34.0	22	17
Texas	5.60	1-1	0	17.2	11	8	4.20	2-1	0	34.1	16	17
vs. West	3.39	8-9	0	127.1	48	74	3.60	14-10	5	222.1	89	123
Baltimore	6.75	3-0	0	9.1	7	6	7.66	3-2	0	22.1	19	13
Boston	3.38	1-0	0	10.2	4	3	7.05	2-2	1	15.1	12	14
Cleveland	9.31	0-2	0	9.2	10	3	5.76	2-2	1	25.0	16	8
Detroit	1.41	3-1	0	32.0	5	22	1.51	4-1	1	47.2	8	34
Milwaukee	4.15	2-2	0	26.0	12	6	3.63	6-2	0	44.2	18	13
New York	2.87	1-1	0	15.2	5	6	6.00	2-1	1	24.0	16	10
Toronto	3.00	1-0	0	9.0	3	4	2.06	4-1	1	35.0	9	24
vs. East	3.69	11-6	0	112.1	46	50	3.94	23-11	5	224	98	116
1982 totals/lifetime	3.53	19-15	0	239.2	94	124	3.77	37-21	10	446.1	187	239
Home	3.52	13-3	0	122.2	48	60						
Road	3.54	6-12	0	117.0	46	64						
1st Half	2.58	11-7	0	125.2	36	71						
2nd Half	4.42	8-8	0	114.0	56	53						
April	1.35	4-0	0	20.0	3	6						
May	1.98	5-1	0	50.0	11	30						
June	3.18	1-5	0	45.1	16	28						
July	3.95	3-3	0	43.1	19	19						
August	6.90	1-4	0	30.0	24	10						
Sept-Oct	3.71	5-2	0	51.0	21	31						

HOYT'S CAREER GAME HIGHS:
 KO'S: 8 (3 times, last 5/24/82 vs. K.C.)
 HITS: 2 (9/5/80 @ Tor.)
 LONGEST WIN STREAK: 14 Games

KERN*

1982							CAREER					
CLUB	ERA	W-L	SV	IP	ER	SO	ERA	W-L	SV	IP	ER	SO
California	15.43	0-1	0	2.1	4	1	3.86	2-6	10	56	24	49
Kansas City	9.00	0-0	0	2.0	2	1	3.40	3-2	6	50.1	19	43
Minnesota	6.00	0-0	0	13.0	2	4	2.95	2-3	9	42.2	14	43
Oakland	4.91	0-0	0	3.2	2	5	3.21	5-3	8	56	20	55
Seattle	0.82	1-0	0	11.0	1	7	1.14	2-2	8	39.1	5	36
Texas	0.00	1-0	1	3.2	0	3	5.24	1-4	3	22.1	13	20
vs. West	3.86	2-1	2	25.2	11	21	3.04	22-22	48	322.1	109	291
Baltimore	—	—	—	—	—	—	3.32	3-6	7	57	21	58
Boston	—	—	—	—	—	—	2.31	8-5	7	85.2	22	67
Cleveland	19.29	0-0	1	2.1	5	2	6.00	2-1	3	21	14	18
Detroit	—	—	—	—	—	—	2.44	5-5	3	51.2	14	45
Milwaukee	—	—	—	—	—	—	3.08	5-5	12	61.1	21	56
New York	—	—	—	—	—	—	3.58	2-3	3	37.2	15	34
Toronto	—	—	—	—	—	—	2.74	1-2	6	23	7	19
vs. East	19.29	0-0	1	2.1	5	2	3.04	26-27	41	337.1	114	297
1982 totals/lifetime	5.14	2-1	3	28	16	23	3.04	48-49	89	659.2	223	588
Home	1.96	2-0	2	18.1	4	12						
Road	11.17	0-1	1	9.2	12	11						
1st Half	—	—	—	—	—	—						
2nd Half	5.14	2-1	3	28	16	23						
April	—	—	—	—	—	—						
May	—	—	—	—	—	—						
June	—	—	—	—	—	—						
July	—	—	—	—	—	—						
August	14.54	0-0	1	4.1	7	3						
Sept-Oct	3.42	2-1	2	23.2	9	20						

KERN'S CAREER GAME HIGHS:
 KO'S: 9 (5/16/75 @ Chicago)
 HITS: 5, (9/6/74 vs. Balt.)
 LONGEST WIN STREAK: 9 Games

*Includes totals vs. White Sox

PITCHERS STATISTICAL BREAKDOWN

KOOSMAN*

1982							CAREER					
CLUB	ERA	W-L	SV	IP	ER	SO	ERA	W-L	SV	IP	ER	SO
California	3.72	1-0	0	19.1	8	6	3.50	5-3	0	64.1	25	42
Kansas City	4.60	1-1	0	15.2	8	9	2.51	7-4	0	93.1	26	62
Minnesota	11.57	0-0	0	2.1	3	1	5.58	0-1	0	9.2	6	10
Oakland	1.76	2-0	0	15.1	3	16	2.80	5-3	1	74.0	23	46
Seattle	5.30	2-1	0	18.2	11	15	4.09	9-2	1	92.1	42	60
Texas	2.79	0-1	0	9.1	3	5	4.13	2-5	1	48.0	22	27
vs. West	4.00	6-3	0	81.0	36	52	3.40	31-20	3	423.1	160	277
Baltimore	6.48	0-1	1	8.1	6	5	6.97	0-5	1	31.0	24	16
Boston	2.18	2-0	1	20.2	5	6	4.28	4-2	1	61.0	29	25
Cleveland	0.98	1-1	1	18.1	2	12	3.49	2-5	1	49.0	19	31
Detroit	2.63	1-1	0	13.2	4	4	4.90	4-6	2	68.0	37	38
Milwaukee	6.75	0-1	0	9.1	7	4	2.93	4-2	1	46.0	15	28
New York	4.30	1-0	0	14.2	7	3	3.56	5-4	1	81.0	32	37
Toronto	8.59	0-0	0	7.1	7	2	5.57	1-2	0	32.1	20	18
vs. East	3.70	5-4	3	42.1	38	36	4.30	20-26	7	368.1	176	193
1982 totals/lifetime	3.84	11-17	3	173.1	74	88	3.82	51-46	10	791.2	336	470
Home	3.86	6-4	1	79.1	34	42	KOOSMAN'S CAREER GAME HIGHS: KO'S: 15 (5/23/80 vs. K.C.) 5/28/69 vs. S.D.) HITS: 2 (5 times, last 9/4/79 vs. K.C.) LONGEST WIN STREAK: 7 Games					
Road	3.83	5-3	2	94.0	40	46						
1st Half	4.52	2-3	3	67.2	34	34						
2nd Half	3.41	9-4	0	105.2	40	54						
April	5.87	0-1	2	23.0	15	11						
May	3.12	1-1	1	17.1	6	9						
June	4.11	0-1	0	15.1	7	7						
July	5.02	1-2	0	28.2	16	12						
August	2.32	4-1	0	42.2	11	14						
Sept-Oct	3.69	5-1	0	46.1	19	35						

*Includes totals vs. White Sox

LAMP

1982							CAREER					
CLUB	ERA	W-L	SV	IP	ER	SO	ERA	W-L	SV	IP	ER	SO
California	7.23	0-3	0	18.2	15	6	4.57	1-4	0	41.1	21	22
Kansas City	3.38	0-0	0	2.2	1	0	2.25	1-0	0	4.0	1	1
Minnesota	2.70	2-0	0	26.2	8	12	3.13	2-0	0	31.2	11	15
Oakland	1.45	1-0	0	18.2	3	8	1.42	1-1	0	31.2	5	14
Seattle	2.70	1-0	0	10.0	3	6	2.73	2-1	0	26.1	8	13
Texas	7.31	1-1	0	16.0	13	8	7.02	1-1	0	16.2	13	8
vs. West	4.18	5-4	0	92.2	43	40	3.50	8-7	0	151.2	59	73
Baltimore	3.52	0-0	1	7.2	3	3	2.84	0-0	1	12.2	4	5
Boston	4.73	1-1	2	13.1	7	2	3.13	2-1	2	23.0	8	7
Cleveland	6.48	0-1	0	16.2	12	1	6.12	0-2	0	25.0	17	6
Detroit	1.20	3-0	0	30.0	4	21	1.20	3-0	0	30.0	4	21
Milwaukee	9.00	0-1	0	4.0	4	1	3.46	1-1	0	13.0	5	7
New York	4.15	1-0	1	8.2	4	4	3.00	2-1	1	24.0	8	9
Toronto	3.78	1-1	1	16.2	7	6	3.13	2-2	1	37.1	13	21
vs. East	3.80	6-4	5	97.0	41	38	3.22	10-7	5	165.0	59	76
1982 totals/lifetime	3.99	11-8	5	189.2	84	78	3.36	18-14	5	316.2	118	149
Home	4.00	5-4	3	108.0	48	41	LAMP'S CAREER GAME HIGHS: KO'S: 8 (6/8/81 vs. TOR.) HITS: 1 (twice, last, 8/25/81 @ Milw.) LONGEST WIN STREAK: 4 Games					
Road	3.97	6-4	2	81.2	36	37						
1st Half	4.14	6-3	1	104.1	48	38						
2nd Half	3.80	5-5	4	85.1	36	40						
April	5.23	2-0	—	20.2	12	8						
May	4.08	2-1	1	35.1	16	9						
June	3.14	1-2	—	37.0	13	14						
July	3.93	2-3	—	34.0	15	19						
August	4.66	1-1	4	20.1	10	5						
Sept-Oct	3.00	3-1	—	42.0	14	23						

PITCHERS STATISTICAL BREAKDOWN

SIWY


CLUB	1982						CAREER					
	ERA	W-L	SV	IP	ER	SO	ERA	W-L	SV	IP	ER	SO
California	—	—	—	—	—	—	—	—	—	—	—	—
Kansas City	22.50	0-0	0	2.0	5	1	22.50	0-0	0	2.0	5	1
Minnesota	—	—	—	—	—	—	—	—	—	—	—	—
Oakland	—	—	—	—	—	—	—	—	—	—	—	—
Seattle	—	—	—	—	—	—	—	—	—	—	—	—
Texas	—	—	—	—	—	—	—	—	—	—	—	—
vs. West	22.50	0-0	0	2.0	5	1	22.50	0-0	0	2.0	5	1
Baltimore	—	—	—	—	—	—	—	—	—	—	—	—
Boston	—	—	—	—	—	—	—	—	—	—	—	—
Cleveland	5.40	0-0	0	5.0	3	2	5.40	0-0	0	2.0	5	1
Detroit	—	—	—	—	—	—	—	—	—	—	—	—
Milwaukee	—	—	—	—	—	—	—	—	—	—	—	—
New York	—	—	—	—	—	—	—	—	—	—	—	—
Toronto	—	—	—	—	—	—	—	—	—	—	—	—
vs. East	5.40	0-0	0	5.0	3	2	5.40	0-0	0	5.0	3	2
1982 totals/lifetime	10.29	0-0	0	7.0	8	3	10.29	0-0	0	7.0	8	3
Home	—	—	—	—	—	—	SIWY'S CAREER GAME HIGHS: KO'S: 2 (8/23/82 @ Cleve.) HITS: — LONGEST WIN STREAK: — Games					
Road	10.29	0-0	0	7.0	8	3						
1st Half	—	—	—	—	—	—						
2nd Half	10.29	0-0	0	7.0	8	3						
April	—	—	—	—	—	—						
May	—	—	—	—	—	—						
June	—	—	—	—	—	—						
July	—	—	—	—	—	—						
August	10.29	0-0	0	7.0	8	3						
Sept-Oct	—	—	—	—	—	—						

TIDROW*

CLUB	1982						CAREER					
	ERA	W-L	SV	IP	ER	SO	ERA	W-L	SV	IP	ER	SO
California	—	—	—	—	—	—	3.73	6-4	2	99.0	41	47
Kansas City	—	—	—	—	—	—	3.68	2-4	2	93.0	38	54
Minnesota	—	—	—	—	—	—	2.03	5-2	1	97.2	22	36
Oakland	—	—	—	—	—	—	3.55	6-6	2	96.1	38	61
Seattle	—	—	—	—	—	—	4.12	0-2	0	19.2	9	8
Texas	—	—	—	—	—	—	3.36	8-2	4	104.1	39	51
vs. West	—	—	—	—	—	—	3.33	33-27	11	635.1	235	317
Baltimore	—	—	—	—	—	—	3.80	7-7	4	128.0	54	79
Boston	—	—	—	—	—	—	6.26	5-7	2	87.2	61	47
Cleveland	—	—	—	—	—	—	2.92	3-3	2	64.2	21	26
Detroit	—	—	—	—	—	—	4.09	7-10	2	140.2	64	65
Milwaukee	—	—	—	—	—	—	3.11	9-9	2	136.0	47	76
New York	—	—	—	—	—	—	4.68	3-4	0	50.0	26	18
Toronto	—	—	—	—	—	—	3.00	3-0	0	24.0	8	7
vs. East	—	—	—	—	—	—	4.05	37-40	12	607.0	273	318
1982 totals/lifetime	—	—	—	—	—	—	3.68	70-67	23	1242.1	508	635
Home	—	—	—	—	—	—	TIDROW'S CAREER GAME HIGHS: KO'S: 6 (9/14/74 vs Oak.) HITS: 6 (6/14/71 vs. Oak.) LONGEST WIN STREAK: 5 Games					
Road	—	—	—	—	—	—						
1st Half	—	—	—	—	—	—						
2nd Half	—	—	—	—	—	—						
April	—	—	—	—	—	—						
May	—	—	—	—	—	—						
June	—	—	—	—	—	—						
July	—	—	—	—	—	—						
August	—	—	—	—	—	—						
Sept-Oct	—	—	—	—	—	—						

*Includes Totals vs. White Sox

THE SOX ARE FREE ON WFLD-TV



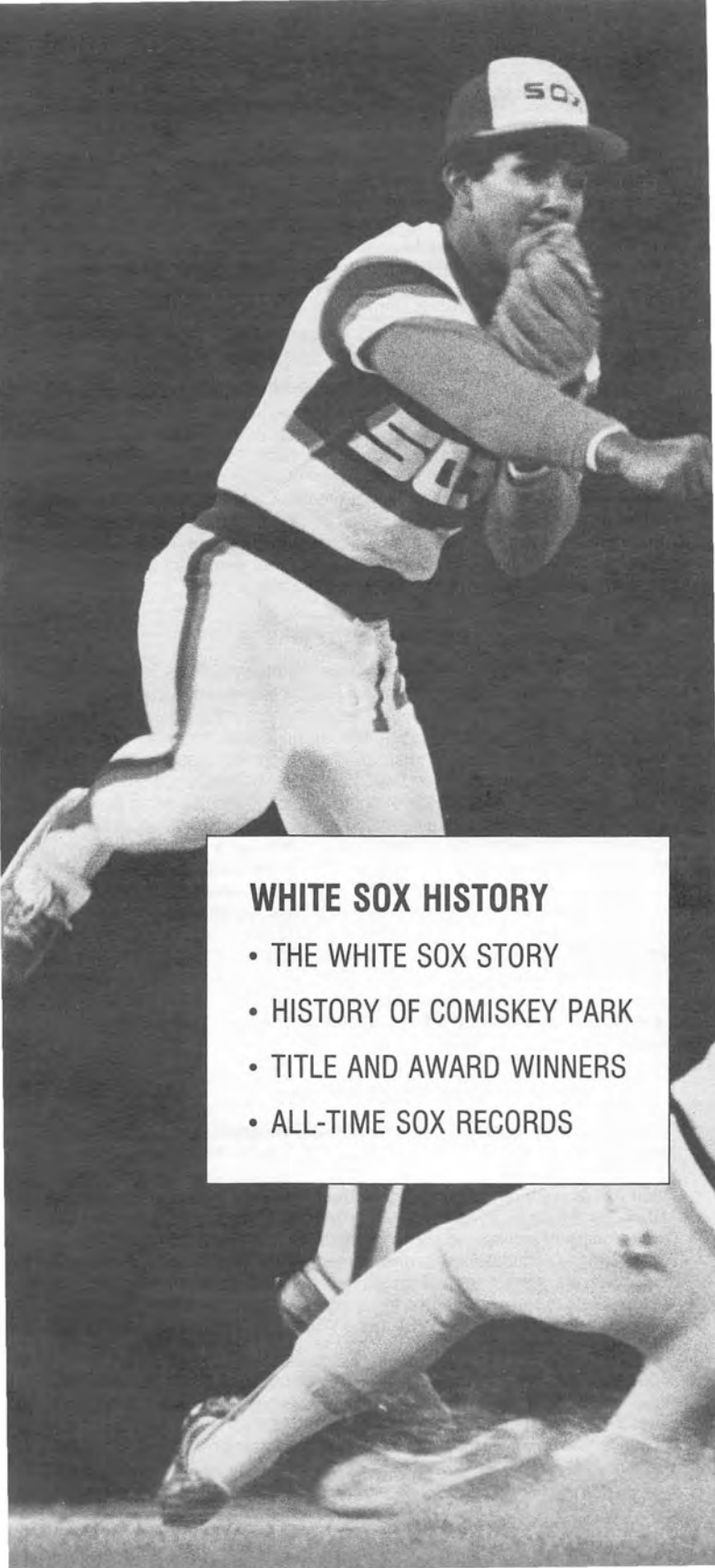
Don Drysdale, Ken Harrelson, Joe McConnell and Early Wynn bring you all the action of 3 pre-season and 37 regular season Sox games.

Don't miss a pitch!

SOX
32
WFLD

DAY	DATE	TIME	WHITE SOX VS.	HOME/ AWAY
Wed	4/6	7:00	Texas Rangers	A
Sun	4/10	12:30	Detroit Tigers	A
Wed	4/20	7:30	New York Yankees	H
Wed	4/27	7:30	Milwaukee Brewers	A
Wed	5/11	7:30	Toronto Blue Jays	H
Sun	5/15	1:00	New York Yankees	A
Wed	5/18	6:30	Baltimore Orioles	A
Sat	5/21	7:30	Kansas City Royals	A
Sun	5/22	1:30	Kansas City Royals	A
Wed	6/1	6:30	Boston Red Sox	A
Wed	6/8	9:30	California Angels	A
Thu	6/9	9:30	California Angels	A
Sun	6/12	2:30	Oakland A's	A
Fri	6/17	7:30	Oakland A's	H
Wed	6/22	7:30	Seattle Mariners	H
Fri	7/1	7:30	Minnesota Twins	A
Sun	7/3	1:15	Minnesota Twins	A
Wed	7/13	7:30	Cleveland Indians	H
Tue	7/19	6:30	Cleveland Indians	A
Wed	7/20	6:30	Cleveland Indians	A

DAY	DATE	TIME	WHITE SOX VS.	HOME/ AWAY
Fri	7/22	7:30	Milwaukee Brewers	A
Sun	7/24	1:30	Milwaukee Brewers	A
Wed	7/27	6:30	Toronto Blue Jays	A
Wed	8/3	7:30	Detroit Tigers	H
Fri	8/5	6:30	Baltimore Orioles	A
Sun	8/7	1:00	Baltimore Orioles	A
Tue	8/16	7:00	New York Yankees	A
Wed	8/17	7:00	New York Yankees	A
Fri	8/20	7:30	Texas Rangers	A
Tue	8/23	7:30	Kansas City Royals	A
Wed	8/24	7:30	Kansas City Royals	A
Fri	9/2	6:30	Boston Red Sox	A
Fri	9/9	7:30	California Angels	H
Wed	9/14	7:30	Minnesota Twins	A
Fri	9/23	9:30	California Angels	A
Sun	9/25	3:00	California Angels	A
Wed	9/28	3:00	Oakland A's	A



WHITE SOX HISTORY

- THE WHITE SOX STORY
- HISTORY OF COMISKEY PARK
- TITLE AND AWARD WINNERS
- ALL-TIME SOX RECORDS

A SHORT HISTORY OF THE WHITE SOX

The Chicago White Sox are a charter member of the American League. Charles Albert Comiskey—son of the first head of Chicago's City Council and itinerant pitcher, first baseman and manager—moved the St. Paul, MN franchise of the Western League to Chicago to play in 1900. The league was re-organized and re-named the "American League" in 1900, but was not recognized as a "major" league until the following year. Despite a howl of protest from the established National League team in Chicago, Comiskey adopted the name "White Stockings" for his new team. The National League club had been known as the "White Stockings" for many years, but had dropped the nickname several seasons earlier.

Comiskey's new franchise got off to an auspicious start in 1900, and again in 1901. The White Stockings won the league title in 1900 with an 82-53 record, and then came back to win the first "official" American League pennant in 1901 with an almost identical record (83-53). The first game ever played in the American League was in Chicago April 24, 1901, as the White Sox (as they were then called) defeated Cleveland 8-2 in a one-hour, 30-minute game in front of a reported 14,000 at the Sox' home grounds (then on 39th Street between Wentworth and Princeton, leased from the Chicago Cricket Club). The White Sox first manager was Clark Griffith, later to become owner of the Washington Senators.

SOX HAD MANY FIRSTS

There were many other interesting "firsts" by the White Sox in those early years: Herm McFarland and "Dummy" Hoy hit grand slam home runs in the same game May 1, 1901 to become the first batters in the American League to hit grand slams—and the Sox have not hit 2 grand slam homers in the same game since. Jim Callahan, later to become manager of the Sox, pitched the club's first no-hitter Sept. 20, 1902, beating Detroit 3-0. The first World Series was played in 1903, but the Chicago nine suffered through a couple of "down" years before making their first appearance in the Fall Classic in 1906, and that Series proved to be the one-and-only meeting in a World Series between the Chicago cross-town rivals in the history of baseball to date. The White Sox, setting the pattern that was to be their style for many decades to come, finished the 1906 season second in the American League in pitching, and dead last in hitting. The Cubs were heavy pre-Series favorites, but the "Hitless Wonders" of the Southside took the World Series 4 games to 2. The White Sox won the American League pennant again in 1917, and defeated the New York Giants in 6 games—and little did Sox fans know at the time that would be the last World Champion for the Southside, as least through the 1981 season.

A LONG DRY SPELL

Many famous personalities wore the White Sox flannels through their early years including "Big Ed" Walsh, Griffith, Ed Collins, Harry Hooper, Fielder Jones, "Doc" White, Lee Tannehill, Nixey Callahan, and many more. But their deeds were over-shadowed by the heartbreaking experience of the infamous "Black Sox" scandal, when several members of the Sox were found guilty of conspiring with gamblers to lose the 1919 World Series (although the scandal was not uncovered until the end of the 1920 season). Eight players were eventually expelled from baseball for life, and that scandal had a tremendous bearing on the club's fortunes for an extended period. It would not be until 1957 that a White Sox team would again finish as high as second place.

From 1957 through 1967, the White Sox again became a highly respectable team by establishing a .500 or better won-loss record every one of those seasons, through the '67 campaign. During that era, names like Nellie Fox, Louie Aparicio, Minnie Minoso, Billy Pierce, Sherm Lollar, Al Smith, Gary Peters, Joel Horlen, Jim Landis, Dick Donovan, "Jungle Jim" Rivera, Early

(Continued on page 94)

WHITE SOX YEAR-BY-YEAR

Year	Pos.	W-L	Pct.	GA-GB	Manager	Attendance
1901	1	83-53	.610	4	Clark Griffith	354,350
1902	4	74-60	.552	8	Clark Griffith	337,898
1903	7	60-77	.438	30 ¹ / ₂	James J. Callahan	286,183
1904	3	89-65	.578	6	Callahan-Fielder Jones	557,123
1905	2	92-60	.605	3	Fielder Jones	687,419
1906	1	93-58	.616	3	Fielder Jones	585,202
1907	3	87-64	.576	5 ¹ / ₂	Fielder Jones	667,307
1908	3	88-64	.579	1 ¹ / ₂	Fielder Jones	636,096
1909	4	78-74	.513	20	William J. Sullivan	478,400
1910	6	68-85	.444	35 ¹ / ₂	Hugh Duffy	552,084
1911	4	77-74	.510	24	Hugh Duffy	583,208
1912	4	78-76	.506	28	James J. Callahan	602,241
1913	5	78-74	.513	17 ¹ / ₂	James J. Callahan	644,501
1914	6	70-84	.455	30	James J. Callahan	469,290
1915	3	93-61	.604	9 ¹ / ₂	Clarence Rowland	539,461
1916	2	89-65	.578	2	Clarence Rowland	679,923
1917	1	100-54	.649	9	Clarence Rowland	684,521
1918	6	57-67	.460	17	Clarence Rowland	195,081
1919	1	88-52	.629	3 ¹ / ₂	William Gleason	627,186
1920	2	96-58	.623	2	William Gleason	833,492
1921	7	62-92	.403	36 ¹ / ₂	William Gleason	543,650
1922	5	77-77	.500	17	William Gleason	602,860
1923	7	69-85	.448	30	William Gleason	573,778
1924	8	66-87	.431	25 ¹ / ₂	Frank Chance-John Evers	606,658
1925	5	79-75	.513	18 ¹ / ₂	Edward T. Collins	832,231
1926	5	81-72	.529	9 ¹ / ₂	Edward T. Collins	710,339
1927	5	70-83	.458	39 ¹ / ₂	Ray W. Schalk	614,423
1928	5	77-82	.468	29	Schalk-Russ Blackburne	494,152
1929	7	59-93	.388	46	Russell Blackburne	426,795
1930	7	62-92	.403	40	Owen J. Bush	406,123
1931	8	56-97	.366	51 ¹ / ₂	Owen J. Bush	403,550
1932	7	49-102	.325	56 ¹ / ₂	Lewis A. Fonseca	233,198
1933	6	67-83	.447	31	Lewis A. Fonseca	397,789
1934	8	53-99	.349	47	Fonseca-James Dykes	236,559
1935	5	74-78	.487	19 ¹ / ₂	James Dykes	470,281
1936	3	81-70	.536	20	James Dykes	440,810
1937	3	86-68	.588	16	James Dykes	589,245
1938	6	65-83	.439	32	James Dykes	338,278
1939	4	85-69	.552	22 ¹ / ₂	James Dykes	594,104
1940	4	82-72	.532	8	James Dykes	660,336
1941	3	77-77	.500	24	James Dykes	677,077
1942	6	66-82	.466	34	James Dykes	425,734
1943	4	82-72	.532	16	James Dykes	508,962
1944	7	71-83	.461	18	James Dykes	563,539
1945	6	71-78	.477	15	James Dykes	657,981
1946	5	74-80	.481	30	Dykes-Lyons	983,403
1947	6	70-84	.455	27	Ted Lyons	876,948
1948	8	51-101	.336	44 ¹ / ₂	Ted Lyons	777,844
1949	6	63-91	.409	34	Jack Onslow	937,151
1950	6	60-94	.390	38	Onslow-Corriden	781,330
1951	4	81-73	.526	17	Paul Richards	1,328,234
1952	3	81-73	.526	14	Paul Richards	1,231,675
1953	3	89-65	.578	11 ¹ / ₂	Paul Richards	1,141,353
1954	3	94-60	.610	17	Richards-Marion	1,231,629
1955	3	91-63	.591	9	Marty Marion	1,175,684
1956	3	85-69	.552	12	Marty Marion	1,000,090
1957	2	90-64	.584	8	Al Lopez	1,135,668
1958	2	82-72	.532	10	Al Lopez	797,451
1959	1	94-60	.610	5	Al Lopez	1,423,144
1960	3	87-67	.565	10	Al Lopez	1,644,460
1961	4	86-76	.531	23	Al Lopez	1,146,019
1962	5	85-77	.525	11	Al Lopez	1,131,562
1963	2	94-68	.580	10 ¹ / ₂	Al Lopez	1,158,848
1964	2	98-64	.605	1	Al Lopez	1,250,053
1965	2	95-67	.586	7	Al Lopez	1,130,519
1966	4	83-79	.512	15	Eddie Stanky	990,016
1967	4	89-73	.549	3	Eddie Stanky	985,634
1968	4(Tie)	67-95	.414	36	Stanky-Moss-Lopez	803,775
1969	5	68-94	.420	29	Lopez-Gutteridge	589,546
1970	6	56-106	.346	42	Gutteridge-Adair-Tanner	495,355
1971	3	79-83	.488	22 ¹ / ₂	Chuck Tanner	833,891
1972	2	87-67	.565	5 ¹ / ₂	Chuck Tanner	1,186,018
1973	5	77-85	.475	17	Chuck Tanner	1,316,527
1974	4	80-80	.500	9	Chuck Tanner	1,163,596
1975	5	75-86	.466	22 ¹ / ₂	Chuck Tanner	770,800
1976	6	64-97	.398	25 ¹ / ₂	Paul Richards	914,945
1977	3	90-72	.556	12	Bob Lemon	1,657,135*
1978	5	71-90	.441	20 ¹ / ₂	Lemon-Larry Doby	1,491,100
1979	5	73-87	.456	14	Don Kessinger-La Russa	1,280,702
1980	5	70-90	.438	26	Tony La Russa	1,200,365
1981	5	54-52	.509	8 ¹ / ₂	Tony La Russa	946,651
1982	3	87-75	.537	6	Tony La Russa	1,567,787

*All-time club record

DID YOU KNOW...

The longest consecutive game streak by a Chicago White Sox player is 798 games in a row, by Nelson Fox.

(A Short History, Cont.)

Wynn, Eddie Stanky, and Al "The Señor" Lopez grabbed Chicago's sports headlines. Lopez, whose teams finished second or better in 6 of his 9 years as a White Sox manager, brought joy back to Southside fans by giving them the club's 5th American League pennant in 1959, the first pennant for a White Sox team in 40 years (and last, to present day). It was a happy era for White Sox fans, despite the fact that the "Go-Go Sox" lost the World Series to the Los Angeles Dodgers in 6 games.

"THE SEÑOR" LEFT VOID

Following 1967 and the departure of "The Señor" from the Sox, there was a demise both on the field and at the gate. The low-water mark came in the dismal 1970 season when the White Sox recorded the worst won-loss record in baseball (56-106), and season attendance plunged to its worst since 1942 (496,355). But toward the end of that season, a pair of changes were made in the management of the club that were to signal the dawn of a new era of excitement on Chicago's Southside: Roland Hemond was hired as director of player personnel, and Chuck Tanner was hired as field manager. The team was very active in the off-season and the 1971 White Sox team that took the field on Opening Day was unrecognizable to the few fans who remembered what the 1970 team looked like. In addition to a raft of new faces, Tanner made two significant changes involving players already in place; he moved Bill Melton from right field to third base, and converted relief pitcher Wilbur Wood to a starting role. Melton went on to win the American League home run crown in '71 with 33 homers, the first modern Sox hitter to win a league home run title, and Wood went on to post 20 or more wins for 4 seasons (22, 24, 24, 20).

The pinnacle of Tanner's reign at the helm of the White Sox came in 1972, when the newly-acquired slugger Richie Allen led the Sox to 2nd place in the American League Western Division, the first time they had finished that high since the final year of Al Lopez' command (1965), and they broke a million in attendance (1,186,018) for the first time in 7 years as well. And what a year Allen had: not only did he belt 37 home runs to set a new White Sox record, but he led the American League in home runs, RBI (113), and in slugging percentage (.603) to be named the league's "Most Valuable Player." Tanner was named "Manager-of-the-Year" and Hemond "Major League Executive-of-the-Year" because of the rapid turn-around.

'70's NOT A GOOD DECADE

But alas, financial troubles once again plagued the ownership of the White Sox, and after the great promise of '72, the team once again began to fade. Money troubles reached such great proportions in 1975 that it appeared for a time the White Sox might be moved out of Chicago. The team, and its fans, were saved that fate late in 1975 when the irrepressible Bill Veeck rode into town at the 11th hour and put together a group to purchase the team and give Veeck the opportunity of a "second go-round" with the team he owned in 1959 and '60. Player salaries began their historic escalation in 1976, and Veeck turned to his now-famous "Rent-a-Free-Agent" scheme that gave Sox fans a flash of brilliance in 1977. That year, Hall-of-Fame pitcher Bob Lemon led the White Sox, stocked with one-year free agents such as Oscar Gamble, and Richie Zisk, to a 3rd place finish in the American League West. The slugging White Sox, the most potent Sox team since the teams of the early 70's, pounded-out 192 homers, led by Oscar Gamble's 31, Richie Zisk's 30 and Eric Soderholm's 25. Tissue-paper thin financing once again caught-up with the White Sox when the team was unable to retain many of the players that sparked them in '77, and Veeck ran out of mirrors with which to stock the team. The club went on the sale block in late 1980.

Veeck left White Sox fans with a legacy, however, in the persons of the new dynamic ownership of Jerry Reinsdorf and Eddie Einhorn, the knowledge and experience of Roland Hemond, and a young, but very talented manager in Tony La Russa. Only one being in this universe knows for certain what the future holds, but barring the unforeseen, the years ahead never looked brighter for the White Sox and their fans.

WHITE SOX ALL-STAR SQUAD MEMBERS

(starters in CAPS)

- 1933 Jimmy Dykes, 3b and AL SIMMONS, of
1934 Jimmy Dykes, 3b and AL SIMMONS, of
1935 AL SIMMONS, of
1936 LUKE APPLING, ss; RIP RADCLIFF, of; and Vern Kennedy, p
1937 Luke Sewell, c and Monty Stratton, p (Stratton injured, was unable to play)
1938 MIKE KREEVICH, of
1939 Luke Appling, ss and Ted Lyons, p
1940 LUKE APPLING, ss
1941 Luke Appling, ss; Thornton Lee, p; Edgar Smith, p
1942 Edgar Smith, p
1943 Luke Appling, ss
1944 THURMON TUCKER, of, and Orval Grove, p
1946 Luke Appling, ss
1947 Luke Appling, ss and Rudy York, 1b
1948 Joe Haynes, p
1949 CASS MICHAELS, 2b
1950 Ray Scarborough, p
1951 CHICO CARRASQUEL, ss; NELSON FOX, 2b; Jim Busby, of; Randy Gumpert, p; Minnie Minoso, of; and Eddie Robinson, 1b
1952 EDDIE ROBINSON, 1b; Nelson Fox, 2b; and Minnie Minoso, of
1953 CHICO CARRASQUEL, ss; Nelson Fox, 2b; Ferris Fain, 1b; Minnie Minoso, of; BILLY PIERCE, p
1954 MINNIE MINOSO, of; CHICO CARRASQUEL, ss; Nelson Fox, 2b; Robert Keegan, p; Sherm Lollar, c; Virgil Trucks, p; George Kell, 3b; Ferris Fain, 1b; Sandy Consuegra, p (Kell and Fain were injured and could not play)
1955 NELSON FOX, 2b; Chico Carrasquel, ss; BILLY PIERCE, p; Sherm Lollar, c; Dick Donovan, p
1956 NELSON FOX, 2b; Sherm Lollar, c; BILLY PIERCE, p; Jim Wilson, p
1957 NELSON FOX, 2b; Minnie Minoso, of; Billy Pierce, p
1958 LUIS APARICIO, ss; NELSON FOX, 2b; Sherm Lollar, c; Billy Pierce, p; Early Wynn, p
1959 LUIS APARICIO, ss; NELSON FOX, 2b; Sherm Lollar, c; Billy Pierce, p; Early Wynn, p
1960 MINNIE MINOSO, of; Luis Aparicio, ss; Nelson Fox, 2b; Sherm Lollar, c; Gerry Staley, p; Early Wynn, p; Al Smith, of
1961 Nelson Fox, 2b; Billy Pierce, p; Luis Aparicio, ss; Ray Herbert, p
1962 LUIS APARICIO, ss; Jim Landis, of
1963 NELSON FOX, 2b; Juan Pizarro, p
1964 Gary Peters, p; Juan Pizarro, p
1965 Eddie Fisher, p; Bill Skowron, 1b
1966 Tommie Agee, of
1967 Tommie Agee, of; Ken Berry, of; Joel Horlen, p; Gary Peters, p
1968 Tommy John, p; Duane Josephson, c
1969 Carlos May, of
1970 LUIS APARICIO, ss
1971 Bill Melton, 3b
1972 DICK ALLEN, 1b; Carlos May, of; Wilbur Wood, p
1973 DICK ALLEN, 1b; Pat Kelly, of (Kelly replaced Allen due to injury)
1974 DICK ALLEN, 1b; Wilbur Wood, p; Ed Herrmann, c (Herrmann replaced due to injury)
1975 Bucky Dent, ss; Rich Gossage, p; Jim Kaat, p; Jorge Orta, 2b
1976 Rich Gossage, p
1977 RICHIE ZISK, of
1978 Chet Lemon, of
1979 Chet Lemon, of
1980 Ed Farmer, p
1981 CARLTON FISK, c; Britt Burns, p
1982 CARLTON FISK, c

WHITE SOX IN HALL OF FAME

Year Inducted	Players	Years With Sox
1964	Luke Appling	1930-43, 1945-50
1953	Chief Bender	1925
1939	Eddie Collins	1915-26
1974	Jocko Conlan	1934-35
1946	Johnny Evers	1922
1964	Red Faber	1914-33
1946	Clark Griffith	1902-02
1971	Harry Hooper	1921-25
1955	Ted Lyons	1923-42, 1946
1962	Edd Roush	1913
1967	Red Ruffing	1947
1955	Ray Schalk	1912-28
1953	Al Simmons	1933-35
1946	Ed Walsh	1904-16
1972	Early Wynn	1958-62
Managers		
1946	Frank Chance	1924
1945	Hugh Duffy	1910-11
1977	Al Lopez	1957-65, 1968-69
1976	Bob Lemon	1977-78
Front Office		
1939	Charles Comiskey	1900-31
1956	Hank Greenberg	1959-63

TITLE AND AWARD WINNERS

MOST VALUABLE AWARD: 1959 Nelson Fox
1972 Dick Allen

ROOKIE OF THE YEAR: 1956 Luis Aparicio
1963 Gary Peters
1966 Tommie Agee

CY YOUNG AWARD: 1959 Early Wynn

GOLD GLOVE AWARD WINNERS:

1957 Sherm Lollar, c; Nelson Fox, 2B; and Minnie Minoso, of
 1958 Sherm Lollar, c and Luis Aparicio, ss
 1959 Sherm Lollar, c; Nelson Fox, 2B; and Luis Aparicio, ss
 1960 Nelson Fox, 2B; Luis Aparicio, ss; Minnie Minoso, of;
 and Jim Landis, of
 1961 Earl Battey, c; Luis Aparicio, ss; Jim Landis, of
 1962 Luis Aparicio, ss; Jim Landis, of
 1963 Jim Landis, of
 1964 Jim Landis, of
 1966 Tommie Agee, of
 1968 Luis Aparicio, ss
 1970 Luis Aparicio, ss; Ken Berry, of
 1974 Jim Kaat, p
 1975 Jim Kaat, p
 1977 Jim Spencer, 1B
 1981 Mike Squires, 1B

DID YOU KNOW...

The Chicago White Sox all-time record for most shutouts by its mound staff in one season is 32, by the 1906 Chicago staff.

SOX LEAGUE LEADERS

HITTING

AVERAGE:	1936 Luke Appling, .388 1943 Luke Appling, .328
HOME RUNS:	1915 Robert Roth, 7 1951 Gus Zernial, 33 1971 Bill Melton, 33 1972 Dick Allen, 37 1974 Dick Allen, 32
RBI's:	1951 Gus Zernial, 129 1972 Dick Allen, 113
STOLEN BASES:	1901 Frank Isbell, 48 1908 Patrick Dougherty, 47 1919 Eddie Collins, 33 1923 Eddie Collings, 49 1924 Eddie Collins, 42 1925 John Mostil, 43 1926 John Mostil, 35 1951 Minnie Minoso, 31 1952 Minnie Minoso, 22 1953 Minnie Minoso, 25 1955 Jim Rivera, 25 1956 Luis Aparicio, 21 1957 Luis Aparicio, 28 1958 Luis Aparicio, 29 1959 Luis Aparicio, 56 1960 Luis Aparicio, 51 1961 Luis Aparicio, 53 1962 Luis Aparicio, 31

PITCHING

WINNING PCT.:	1901 Clark Griffith, 24-7 (.774) 1908 Ed Walsh, 40-15 (.727) 1916 Ed Cicotte, 15-7 (.682) 1917 Ewell (Reb) Russell, 15-5 (.750) 1919 Ed Cicotte, 29-7 (.806) 1954 Sandy Consuegra, 16-3 (.842) 1957 Dick Donovan, 16-6 (.727)* 1959 Bob Shaw, 18-6 (.750) 1962 Ray Herbert, 20-9 (.690) 1967 Joel Horlen, 19-7 (.731)
ERA:	1917 Ed Cicotte, 1.53 1921 Red Faber, 2.47 1922 Red Faber, 2.80 1941 Thornton Lee, 2.37 1942 Ted Lyons, 2.10 1951 Saul Rogovin, 2.78 1955 Billy Pierce, 1.97 1960 Frank Baumann, 2.68 1963 Gary Peters, 2.33 1966 Gary Peters, 1.98 1967 Joel Horlen, 2.06
STRIKEOUTS:	1908 Ed Walsh, 269 1909 Frank Smith, 177 1911 Ed Walsh, 255 1953 Billy Pierce, 186 1958 Early Wynn, 179

*Tied for league lead

DID YOU KNOW...

The Chicago White Sox all-time record for most shutouts by its mound staff in one season is 32, by the 1906 Chicago staff.

WHITE SOX BATTING LEADERS YEAR-BY-YEAR

Year	Batting Average (Min. 400 ABs)	Home Runs	Runs Batted In
1901	F. Jones, .340	S. Mertes, 5	S. Mertes, 98
1902	F. Jones, .321	F. Isbell, 4	G. Davis, 93
1903	D. Green, .309	D. Green, 6	D. Green, 62
1904	D. Green, .265	F. Jones, 3	G. Davis, 69
1905	J. Donahue, .287	3 players, 2	J. Donahue, 76
1906	F. Isbell, .279	F. Jones, 2	G. Davis, 80
1907	P. Dougherty, .270	Rohe, Dougherty, 2	J. Donahue, 68
1908	P. Dougherty, .278	4 players, 1	F. Jones, 50
1909	P. Dougherty, .285	3 players, 1	P. Dougherty, 55
1910	P. Dougherty, .248	C. Gandil, 2	P. Dougherty, 43
1911	M. McIntyre, .323	P. Bodie, 4	P. Bodie, 97
1912	P. Bodie, .294	Lord, Bodie, 5	S. Collins, 81
1913	H. Chase, .286	P. Bodie, 8	B. Weaver, 52
1914	J. Fournier, .311	J. Fournier, 6	S. Collins, 65
1915	Fournier, Collins, .332	J. Fournier, 5	S. Collins, 85
1916	J. Jackson, .341	H. Felsch, 7	J. Jackson, 78
1917	H. Felsch, .308	H. Felsch, 6	H. Felsch, 102
1918	B. Weaver, .300	E. Collins, 2	S. Collins, 56
1919	J. Jackson, .351	Felsch, Jackson, 7	J. Jackson, 96
1920	J. Jackson, .382	H. Felsch, 14	J. Jackson, 121
1921	E. Collins, .337	E. Sheely, 11	E. Sheely, 95
1922	E. Collins, .324	B. Falk, 12	Sheely, Hooper, 80
1923	E. Collins, .360	H. Hooper, 10	E. Sheely, 88
1924	B. Falk, .352	H. Hooper, 10	E. Sheely, 103
1925	E. Collins, .346	E. Sheely, 9	E. Sheely, 111
1926	B. Falk, .345	B. Falk, 8	B. Falk, 108
1927	B. Falk, .327	B. Falk, 9	Barrett, Falk, 83
1928	W. Kamm, .308	Barrett, Metzler, 3	W. Kamm, 84
1929	C. Reynolds, .317	C. Reynolds, 11	C. Reynolds, 67
1930	C. Reynolds, .359	C. Reynolds, 22	S. Jolley, 114
1931	L. Blue, .304	C. Reynolds, 6	C. Reynolds, 77
1932	B. Fothergill, .295	R. Kress, 9	L. Appling, 63
1933	A. Simmons, .331	A. Simmons, 14	A. Simmons, 119
1934	A. Simmons, .344	Z. Bonura, 27	Z. Bonura, 110
1935	L. Appling, .307	Z. Bonura, 21	Z. Bonura, 92
1936	L. Appling, .388*	Z. Bonura, 12	Z. Bonura, 138
1937	Z. Bonura, .345	Z. Bonura, 19	Z. Bonura, 100
1938	H. Steinbacher, .331	G. Walker, 16	G. Walker, 87
1939	E. McNair, .324	J. Kuhel, 15	G. Walker, 111
1940	L. Appling, .348	J. Kuhel, 27	J. Kuhel, 94
1941	T. Wright, .322	J. Kuhel, 12	T. Wright, 97
1942	D. Kolloway, .273	W. Moses, 7	D. Kolloway, 60
1943	L. Appling, .328*	J. Kuhel, 5	L. Appling, 80
1944	R. Hodgins, .295	H. Trosky, 10	H. Trosky, 70
1945	T. Cuccinello, .308	Dickshot, Curtright, 4	Roy Schalk, 65
1946	L. Appling, .309	T. Wright, 7	L. Appling, 55
1947	T. Wright, .324	R. York, 15	R. York, 64
1948	L. Appling, .314	P. Seerey, 18	P. Seerey, 64
1949	C. Michaels, .308	S. Souchock, 7	C. Michaels, 83
1950	E. Robinson, .311	G. Zernial, 29	G. Zernial, 93
1951	O. Minoso, .324	E. Robinson, 29	E. Robinson, 117
1952	Fox, Robinson, .296	E. Robinson, 22	E. Robinson, 104
1953	O. Minoso, .313	O. Minoso, 15	O. Minoso, 104
1954	O. Minoso, .320	O. Minoso, 19	O. Minoso, 116
1955	G. Kell, .312	W. Dropo, 19	G. Kell, 81
1956	O. Minoso, .316	L. Doby, 24	L. Doby, 102
1957	N. Fox, .317	Rivera, Doby, 14	O. Minoso, 103
1958	N. Fox, .300	S. Lollar, 20	S. Lollar, 84
1959	N. Fox, .306	S. Lollar, 22	S. Lollar, 84
1960	A. Smith, .315	R. Sievers, 28	O. Minoso, 105
1961	F. Robinson, .310	A. Smith, 29	A. Smith, 93
1962	F. Robinson, .312	A. Smith, 16	F. Robinson, 109
1963	P. Ward, .295	Ward, Nicholson, 22	P. Ward, 84
1964	F. Robinson, .301	P. Ward, 23	P. Ward, 94
1965	D. Buford, .283	Romano, Skowron, 18	B. Skowron, 78
1966	T. Agee, .273	T. Agee, 22	T. Agee, 86
1967	Buford, Berry, .241	P. Ward, 18	P. Ward, 62
1968	T. Davis, .268	P. Ward, 15	Ward, Davis, 50
1969	W. Williams, .304	B. Melton, 23	B. Melton, 87
1970	L. Aparicio, .313	B. Melton, 33	B. Melton, 96
1971	C. May, .294	B. Melton, 33*	B. Melton, 86
1972	Allen, May, .308	R. Allen, 37*	R. Allen, 113*
1973	P. Kelly, .280	Melton, May, 20	C. May, 96
1974	J. Orta, .316	R. Allen, 32*	K. Henderson, 95
1975	J. Orta, .304	D. Johnson, 18	J. Orta, 83
1976	R. Garr, .300	Orta, Spencer, 14	J. Orta, 72
1977	R. Garr, .300	O. Gamble, 31	R. Zisk, 101
1978	L. Johnson, .273	E. Soderholm, 20	L. Johnson, 72
1979	C. Lemon, .318	C. Lemon, 17	C. Lemon, 86
1980	C. Lemon, .292	Morrison, Nordhagen, 15	L. Johnson, 81
1981	W. Nordhagen, .308	G. Luzinski, 21	G. Luzinski, 62
1982	G. Luzinski, .292	H. Baines, 25	H. Baines, 105

*Led league

DID YOU KNOW...

The longest consecutive game streak by a Chicago White Sox player is 798 games in a row, by Nelson Fox.

WHITE SOX PITCHING LEADERS YEAR-BY-YEAR

Year	Wins	Earned Run Average	Innings Pitched
1901	C. Griffith, 24-7	N. Callahan, 2.42	R. Patterson, 312
1902	R. Patterson, 19-14	N. Garvin, 2.21	N. Callahan, 282
1903	D. White, 16-15 R. Patterson, 16-15	D. White, 2.13	D. White, 300
1904	F. Owen, 21-15	D. White, 1.71	F. Owen, 315
1905	N. Altrock, 22-12	D. White, 1.76	F. Owen, 334
1906	N. Altrock, 21-12	D. White, 1.52*	F. Owen, 293
1907	D. White, 27-13	E. Walsh, 1.60*	E. Walsh, 422*
1908	E. Walsh, 39-15	E. Walsh, 1.42	E. Walsh, 464
1909	F. Smith, 24-17	E. Walsh, 1.41	F. Smith, 3.65*
1910	E. Walsh, 16-20	E. Walsh, 1.27*	E. Walsh, 370
1911	E. Walsh, 26-18	E. Walsh, 2.22	E. Walsh, 369*
1912	E. Walsh, 27-17	E. Walsh, 2.15	E. Walsh, 393*
1913	R. Russell, 21-17	E. Cicotte, 1.58	R. Russell, 316
1914	J. Scott, 16-18	E. Cicotte, 2.04	J. Benz, 283
1915	R. Faber, 24-14 J. Scott, 24-11	J. Scott, 2.03	R. Faber, 300
1916	R. Russell, 17-11 R. Faber, 17-9	E. Cicotte, 1.78	R. Russell, 264
1917	E. Cicotte, 28-12*	E. Cicotte, 1.53*	E. Cicotte, 347*
1918	E. Cicotte, 12-19	J. Benz, 2.51	E. Cicotte, 266*
1919	E. Cicotte, 29-7*	E. Cicotte, 1.82	E. Cicotte, 307*
1920	R. Faber, 23-13	R. Faber, 2.99	R. Faber, 319
1921	R. Faber, 25-15	R. Faber, 2.48*	R. Faber, 331
1922	R. Faber, 21-17	R. Faber, 2.80*	R. Faber, 353*
1923	R. Faber, 14-11	H. Thurston, 3.05	C. Robertson, 255
1924	H. Thurston, 20-14	H. Thurston, 3.80	H. Thurston, 291
1925	T. Lyons, 21-11*	T. Blankenship, 3.16	T. Lyons, 263
1926	T. Lyons, 18-16	T. Lyons, 3.01	T. Lyons, 284
1927	T. Lyons, 22-14	T. Lyons, 2.84	T. Lyons, 308*
1928	T. Thomas, 17-16	T. Thomas, 3.08	T. Thomas, 308*
1929	T. Thomas, 14-18 T. Lyons, 14-20	T. Thomas, 3.19	T. Thomas, 283 T. Thomas, 260
1930	T. Lyons, 22-15	T. Lyons, 3.78	T. Lyons, 298
1931	V. Frasier, 13-15	R. Faber, 3.82	V. Frasier, 254
1932	T. Lyons, 10-15 S. Jones, 10-15	T. Lyons, 3.28	T. Lyons, 231
1933	T. Lyons, 10-21 S. Jones, 10-12 E. Durham, 10-6	S. Jones, 3.36	T. Lyons, 228
1934	G. Earnshaw, 14-11	G. Earnshaw, 4.52	G. Earnshaw, 227
1935	T. Lyons, 15-8	T. Lyons, 3.02	J. Whitehead, 222
1936	V. Kennedy, 21-9	V. Kennedy, 4.63	V. Kennedy, 274
1937	M. Stratton, 15-5	M. Stratton, 2.40	V. Kennedy, 221
1938	M. Stratton, 15-9	T. Lee, 3.49	T. Lee, 245
1939	T. Lee, 15-11 J. Rigney, 15-8 E. Smith, 14-9 J. Rigney, 14-18 T. Lee, 22-11	T. Lyons, 2.76	T. Lee, 235 J. Rigney, 281
1940	E. Smith, 14-9 J. Rigney, 14-18 T. Lee, 22-11	J. Rigney, 3.11	J. Rigney, 281
1941	T. Lee, 22-11	T. Lee, 2.37*	T. Lee, 300
1942	T. Lyons, 14-6	T. Lyons, 2.10*	J. Humphries, 228
1943	O. Grove, 15-9	O. Grove, 2.75	O. Grove, 216
1944	B. Dietrich, 16-17	J. Haynes, 2.57	R. Dietrich, 246
1945	T. Lee, 15-12	T. Lee, 2.44	T. Lee, 228
1946	E. Lopat, 13-13 E. Caldwell, 13-4	E. Lopat, 2.73	E. Lopat, 231
1947	E. Lopat, 16-13	J. Haynes, 2.42	E. Lopat, 253
1948	B. Wight, 9-20 J. Haynes, 9-10	B. Wight, 4.80	B. Wight, 223
1949	B. Wight, 15-13	B. Wight, 3.31	B. Wight, 245
1950	B. Pierce, 12-16	B. Wight, 3.58	B. Pierce, 219
1951	B. Pierce, 15-14	S. Rogovin, 2.48*	B. Pierce, 240
1952	B. Pierce, 15-12	J. Dobson, 2.51	B. Pierce, 255
1953	B. Pierce, 18-12	B. Pierce, 2.72	B. Pierce, 271
1954	V. Trucks, 19-12	S. Consuegra, 2.69	V. Trucks, 265
1955	D. Donovan, 15-9	B. Pierce, 1.97*	B. Pierce, 206
1956	B. Pierce, 20-9	J. Harshman, 3.10	B. Pierce, 276
1957	B. Pierce, 20-12*	B. Donovan, 2.77	B. Pierce, 257
1958	B. Pierce, 17-11	B. Pierce, 2.68	D. Donovan, 248
1959	E. Wynn, 22-10*	B. Shaw, 2.69	E. Wynn, 256*
1960	B. Pierce, 14-7	F. Baumann, 2.67*	E. Wynn, 237
1961	J. Pizarro, 14-7	J. Pizarro, 3.05	J. Pizarro, 195
1962	R. Herbert, 20-9	E. Fisher, 3.10	R. Herbert, 237
1963	G. Peters, 19-8	G. Peters, 2.33*	G. Peters, 243
1964	G. Peters, 20-8	J. Horlen, 1.88	G. Peters, 274
1965	E. Fisher, 15-7	E. Fisher, 2.40	J. Horlen, 219
1966	T. John, 14-11	G. Peters, 1.98*	T. John, 223
1967	J. Horlen, 19-7	J. Horlen, 2.06*	G. Peters, 260
1968	W. Wood, 13-12	W. Wood, 1.87	J. Horlen, 224
1969	J. Horlen, 13-16	T. John, 3.25	J. Horlen, 236
1970	T. John, 12-17	T. John, 3.28	T. John, 269
1971	W. Wood, 22-13	W. Wood, 1.91	W. Wood, 334
1972	W. Wood, 24-17	W. Wood, 2.51	W. Wood, 377
1973	W. Wood, 24-20	T. Forster, 3.23	W. Wood, 359
1974	J. Kaat, 21-13	J. Kaat, 2.92	W. Wood, 320
1975	J. Kaat, 20-14	J. Kaat, 3.11	J. Kaat, 304
1976	K. Brett, 10-12	K. Brett, 3.32	R. Gossage, 224
1977	S. Stone, 15-12	K. Kravec, 4.10	F. Barrios, 231
1978	S. Stone, 12-12	F. Barrios, 4.05	S. Stone, 212
1979	K. Kravec, 15-13	R. Baumgarten, 3.54	K. Kravec, 250
1980	B. Burns, 15-13	B. Burns, 2.84	B. Burns, 238
1981	B. Burns, 10-6	D. Lamp, 2.41	B. Burns, 156
1982	L. Hoyt, 19-15*	K. Hickey, 3.00	L. Hoyt, 240

*Led league

WHITE SOX ALL-TIME CLUB SEASON RECORDS

Most runs	920 in 1936
Most runs, game	Chicago 29, Kansas City 6, 4/23/55
Most hits	1597 in 1936
Most bases on balls	702 in 1949
Highest batting average	294 in 1920
Lowest batting average	211 in 1910
Most .300 hitters	8 in 1924
Most singles	1199 in 1936
Most doubles	314 in 1926
Most triples	102 in 1915
Most homers	192 in 1977
Most grand slam homers	7 in 1961
Most home runs by pinch-hitters	6 in 1953 & 1961
Highest slugging average	444 in 1977
Most runs-batted-in	862 in 1936
Most stolen bases	280 in 1901
Most passed balls	45 in 1965
Most errors	345 in 1901
Most consecutive errorless games	9 in 1955 & 1964
Fewest errors	107 in 1957
Highest fielding average	982 in 1957 & 1962
Most double plays	187 in 1970 & 1974
Most walks issued	628 in 1934
Fewest walks, issued	255 in 1906
Most strikeouts, pitching	976 in 1971
Most saves	53 in 1965
Most shutouts	32 in 1906
Highest ERA	5.41 in 1934
Lowest ERA	1.99 in 1905

WHITE SOX ALL-TIME INDIVIDUAL RECORDS

Batting

Most years, league	20, Lucius B. Appling
Most games	163, Donald A. Buford, 1966
Most at-bats	649, J. Nelson Fox, 1956
Most at-bats, league	8857, Lucius B. Appling
Most runs	135, John A. Mostil, 1925
Most runs, league	1319, Lucius B. Appling
Most hits	222, Edward T. Collins, 1920
Most hits, league	2749, Lucius B. Appling
Most singles	169, Edward T. Collins, 1920
Most singles, league	2162, Lucius B. Appling
Most doubles	45, Floyd A. Robinson, 1962
Most doubles, league	440, Lucius B. Appling
Most triples	21, Joseph J. Jackson, 1916
Most triples, league	104, John F. Collins, 104, J. Nelson Fox
Most homers, righthanded batter	37, Richard A. Allen, 1972
Most homers, lefthanded batter	31, Oscar Gamble, 1977
Most homers, season, at home, righthanded batter	27, Richard A. Allen, 1972
Most home runs, season, on road	18, Richie Zisk, 1977
Most homers, season, at home, lefthanded batter	15, Lawrence E. Doby, 1956
Most homers, rookie season	27, Henry J. Bonura, 1934
Most homers, one month	13, Richard A. Allen, July, 1972
Most homers, league, righthanded batter	154, William E. Melton
Most homers, league, lefthanded batter	97, Peter T. Ward
Most homers with bases filled, season	3, Peter T. Ward, 1964
Most homers with bases filled, league	4, J. Sherman Lollar, 4, Bill Melton 4, Peter T. Ward
Most total bases	336, Joseph J. Jackson, 1920
Most total bases, league	3528, Lucius B. Appling
Most sacrifice hits	40, George S. Davis, 1905
Most sacrifice flies	12, Orestes A. Minoso, 1961
Most stolen bases	56, Wallace Moses, 1943, 56, Luis Aparicio, 1959
Most stolen bases, league	368, Edward T. Collins
Most caught stealing	29, Edward T. Collins, 1923
Most bases on balls	127, Luzerne A. Blue, 1931
Most bases on balls, league	1302, Lucius B. Appling
Most strikeouts	175, David L. Nicholson, 1963
Fewest strikeouts	11, J. Nelson Fox, 1958
Most hit by pitch	23, Orestes A. Minoso, 1956
Most runs batted in	138, Henry J. Bonura, 1936
Most runs batted in, league	1116, Lucius B. Appling
Highest batting average	388, Lucius B. Appling, 1936
Highest slugging percentage	603, Richard A. Allen, 1972
Most consecutive games batted safely during season	27, Lucius B. Appling, 1936
Most grounded into double plays	27, J. Sherman Lollar, 1959
Fewest grounded into double plays	3, Ulysses J. Lupien, 1948, 3, Donald A. Buford, 1966 3, Donald A. Buford, 1967

WHITE SOX ALL-TIME INDIVIDUAL RECORDS

Pitching

Most years, league	21, Theodore A. Lyons
Most games, lefthander	88, Wilbur F. Wood, 1968
Most games, righthander	82 Eddie G. Fisher, 1965
Most games, league	669, Urban C. Faber
Most games started	49 Edward A. Walsh, 1908 49, Wilbur F. Wood, 1972
Most complete games	42, Edward A. Walsh, 1908
Most games finished, lefthander	62, Wilbur F. Wood, 1970
Most games finished, righthander	60, Eddie G. Fisher, 1965
Most innings	464, Edward A. Walsh, 1908
Most innings, league	4087, Urban C. Faber
Most games won, season	40, Edward A. Walsh, 1908
Most games won, league	260, Theodore A. Lyons
Most years winning 20 or more games	4, Edward A. Walsh, 4, Urban C. Faber 4, Wilbur F. Wood
Most games lost	25, Patrick J. Flaherty, 1903
Most games lost, league	230, Theodore A. Lyons
Highest percentage games won, season	842, Sandlio Consuegra (won 16, lost 3 in 1954) .806, Edward V. Cicotte (won 29, lost 7 in 1919)
Most consecutive games won, over 2 seasons	12, James Kaat, 1974-75
Most consecutive won, season	11, John D. Rigney, 1939 11, Gary C. Peters, 1963
Most consecutive games lost, season	14, Howard K. Judson, 1949
Most saves, season	30, Edward J. Farmer, 1980
Most bases on balls	147, L. Vernon Kennedy, 1936
Most bases on balls, leagues	1213, Urban C. Faber
Most strikeouts	269, Edward A. Walsh, 1908
Most strikeouts, league	1796, W. William Pierce
Most strikeouts, nine-inning game	16, Jack Harshman, July 25, 1954
Most shutouts	12, Edward A. Walsh, 1908
Most shutouts, league	57, Edward A. Walsh
Most 1-0 shutouts won	5, Ewell A. Russell, 1913
Most 1-0 shutouts, league	13, Edward A. Walsh
Most shutouts lost	8, Patrick J. Flaherty, 1903 8, Edward A. Walsh, 1907
Most 1-0 shutouts, lost	4, W. William Pierce, 1955
Most at-bats	1690, Edward A. Walsh, 1908
Most runs	182, Richard Kerr, 1921
Most earned-runs	162, Richard Kerr, 1921
Most hits	381, Wilbur F. Wood, 1973
Most hit batsmen	16, James Scott, 1909
Most wild pitches	17, Thomas E. John, 1970
Most home runs	33, W. William Pierce, 1958
Lowest earned-run average, season	1.53, Edward V. Cicotte, 346 innings, 1917

NO-HIT GAMES BY WHITE SOX

#	Year (Date)	Opponent	Sox-Opp.
#	1902 (Sept. 20)	James Callahan vs Detroit	3-0
	1905 (Sept. 6)	Frank Smith vs Detroit	15-0
#	1908 (Sept. 20)	Frank Smith vs Philadelphia	1-0
+	1911 (Aug. 27)	Edward Walsh vs Boston	5-0
	1914 (May 14)	James Scott vs Washington (Pitched 9 hitless innings before Chick Gandil singled; lost on 2 hits in 10 innings)	0-1
+	1914 (May 31)	Joseph Benz vs Cleveland	6-1
*	1917 (Apr. 14)	Edward Cicotte vs St. Louis	11-0
	1922 (Apr. 30)	Charles Robertson vs Detroit	2-0
	1926 (Aug. 21)	Theodore Lyons vs Boston	6-0
+	1935 (Aug. 31)	Vernon Kennedy vs Cleveland	5-0
+	1937 (June 1)	William Dietrich vs St. Louis	8-0
+	1957 (Aug. 20)	Robert Keegan vs Washington (night)	6-0
+	1967 (Sept. 10)	Joel Horlen vs Detroit	6-0
	1976 (July 28)	John Odom & Francisco Barrios vs Oakland	2-1

NO-HIT GAMES AGAINST WHITE SOX

#	Year (Date)	Opponent	Sox-Opp.
#	1901 (May 9)	Earl Moore, Cleveland (Pitched 9 hitless innings, before Samuel b. Mertes singled; lost on 2 hits in 10 innings.)	
	1904 (Aug. 17)	Jesse Tannehill, Boston	0-6
*	(Sept. 27)	William Dinneen, Boston	0-2
	1908 (Oct. 2)	Adrian Joss, Cleveland	0-1
+	1910 (Apr. 20)	Adrian Joss, Cleveland	0-1
	1917 (May 5)	Ernest Koob, St. Louis	0-1
+	1917 (May 6)	Robert Groom, St. Louis (2nd G)	0-3
+	1940 (Apr. 16)	Bob Feller, Cleveland (Opening Day)	0-1
	1956 (July 14)	Melvin Parnell, Boston	0-4
+	1962 (Aug. 1)	William Monbouquette, Boston (night)	0-1
+	At Comiskey Park	# At Chicago	* Perfect Game

COMISKEY PARK—HOME OF RICH TRADITION



COMISKEY PARK contains the best of both worlds—the latest in “state of the art” entertainment and facilities, blended with the rich tradition of Baseball’s bygone eras. Completed in 1910, the 73-year-old ball park, the oldest park in the major leagues today, has received major renovation the past two winters, including the installation of a full-color Diamond Vision/Matrix scoreboard; new auxiliary scoreboards; construction of new expanded washroom facilities in both the upper and lower decks, construction of new dugouts, renovation of the home club house, and construction of 27 “Super Suites.” Estimated cost of the recent improvements has been set at about \$14,000,000, with \$5,000,000 for construction of the Diamond Vision scoreboard the biggest single item.

The Diamond Vision scoreboard is certainly the most dramatic change in Comiskey Park in recent years. The scoreboard contains a unique combination of a full-color video display board along side a full matrix message board. Although there are several Diamond Vision boards in operation in the world today, the one at Comiskey Park remains the only scoreboard with the unique display of the Diamond Vision screen and the matrix board side by side, giving the imaginative operators the capability of playing the boards simultaneously. In addition, Diamond Vision offers not only full-color, instant replay and slow motion capabilities, but allows the White Sox to pick up and telecast to fans in the park live pictures from other ball games being played simultaneously in other parts of the country. Mitsubishi/America and White Way Sign, manufacturers of the board, describe it as the most sophisticated system installed to date in the United States.

COMISKEY PICKS A SOUTHSIDE SITE

Comiskey Park today is certainly a long way from the vision Charles Comiskey had in his mind when he moved the St. Paul franchise of the Western League to Chicago in 1900 to form the Chicago franchise in the newly organized American League. Comiskey wanted a ballpark on 39th Street and Wentworth Avenue (Wentworth contained a major north-south streetcar line from Chicago’s “Loop” to the far Southside). He leased land near that site which was owned by the Chicago Cricket Club. The White Stockings (as they were known originally) played there for 10 years, while Comiskey attempted to purchase the site. Finally giving up on that attempt, Comiskey purchased vacant land at 35th and Shields from the estate of

(Continued on next page)

(Comiskey Park, Cont.)

Chicago's first mayor, John Wentworth, and appointed a committee to study plans for a new park. One member of the committee was Ed Walsh, the White Stockings' premier pitcher of the day, and Walsh's influence is said to be responsible for the park's generous outfield dimensions. The original dimensions were 362 feet down the foul lines and 420 feet to straight-away center field—a pitcher's park if ever there was one.

The park, originally named "White Sox Park," was constructed in great haste in early 1910, and opened its doors officially July 1, 1910, with a seating capacity of 35,000. Comiskey, aware of his working class following, was careful to include a generous mix of "cheap" seats at 25 cents. The Sox opened their new park July 1 by losing 2-0 to the St. Louis Browns, with Ed Walsh the losing pitcher, before a crowd that was estimated at 24,000 paid, 28,000 total, an exceptionally large crowd by that day's standards. The first home run hit in the new park was by the Sox' Lee Tannehill July 31, 1910, a grand slam against Detroit.

During its first decade of existence, Comiskey Park (as it had become known by 1913) was host to 3 consecutive World Series in 1917, '18 and '19. The Sox were in the 1917 and '19 Series, and the Cubs leased Mr. Comiskey's new edifice when they took part in the 1918 World Series.

GEHRIG, RUTH DICTATED CHANGES IN MID 1920'S

The first major changes took place in the mid-1920's when the popularity of the New York Yankees, led by Babe Ruth and Lou Gehrig, always drew overflow crowds. After the 1926 season, the original wooden bleachers were torn down and replaced with a permanent steel and concrete structure, the outfield pavilions were double-decked, and the present bleacher structure was built. Original plans called for a seating capacity of 55,000 but fire codes held it to 52,000.

Doubled decking of the outfield pavilions created interest in how far a ball would have to travel to clear the roof, and a surveyor's team reckoned a drive would require a ground-to-ground distance of at least 474 feet to clear either the left or right field roof. It didn't take long for Gehrig and Ruth to make history in the new renovated park. Gehrig hit the first homer ever into the new pavilion in the expanded park in the very first Yankee series (May 7, 1927, a grand slam off Ted Lyons), and Ruth hit the first homer over the pavilion roof later that same season (August 16 off Tommy Thomas.) (Gehrig hit the second homer ever over the roof 2 years later off Red Faber, May 4, 1929.) The first home run into the new bleachers did not come for 11 years; Hank Greenberg hit it May 27, 1938.

In all, 20 home runs have been recorded that cleared the roof, and only 4 have ever been hit into the centerfield bleacher seats. (It is 440 feet to the front wall of the bleachers, and the wall is 18 feet high.)

(Continued on next page)

ATTENDANCE RECORDS

Season, home:	1,657,135	in 1977
Season, road:	1,524,339	in 1979
Single Game:	54,215	June 19, 1953 vs. New York
Doubleheader:	55,555	May 20, 1973 vs. Minnesota
Opening Day:	51,560	April, 14, 1981 vs. Milwaukee
Single Game Day:	54,215	July 19, 1953 vs. New York
Single Game Night:	53,940	June 8, 1951 vs. New York
Day Doubleheader:	55,555	May 20, 1973 vs. Minnesota
Twilight DH:	52,592	July 12, 1951 vs Boston
4 game series:	163,270	June 24, 25, 26, 27, 1963 vs. New York
3 game series:	144,840	August 8, 9 and 10, 1960 vs. New York
2 game series:	84,783	August 22 and 23, 1977 vs. New York

COMISKEY PARK SITE OF FIRST ALL-STAR GAME

In 1933, all eyes were focused on Comiskey Park when it was the site of the first All-Star Game ever played. Staged as part of the Century of Progress Exposition that ran on Chicago's lake front all that summer, the All-Star Game was an instant success as an official crowd of 47,595 crowded into Mr. Comiskey's house (police estimates put the crowd in excess of 49,000). The American League won the first "Dream Game" 4-2. Subsequently, the All-Star Game returned to Comiskey Park July 11, 1950 (the Nationals won 4-3 in 14 innings). July 6, 1983—50 years to the date—the "Golden Anniversary All-Star Game" is scheduled to be played on the site of that very first game—Comiskey Park.

In 1934, the infield was moved out toward the outfield by 14 feet to provide Al Simmons with a better shot at the fences. Later inside fences in the left and right fields were tried in 1949 and again in 1969 and '70, but abandoned. A fence in center field reducing that distance from 440 to 400 feet was erected in 1949, taken down in 1976, and re-installed for the 1981 season. To their credit Bill Melton (1971) and Dick Allen (1972) won their American League home run crowns with the park's basic 1927 dimensions. The late Sherm Lollar holds the record for most career home runs in Comiskey Park (66 in his 18-year career).

The first night game was played at Comiskey Park August 14, 1939, and the foe was the same one that helped open the structure 29 years earlier, the St. Louis Browns. The center section of the bleachers was blocked-out in 1947 to provide a better background for hitters, and the first electric scoreboard was installed in 1951. The now-famous "Exploding Scoreboard" was installed by Bill Veeck to open the 1960 season.

SOX NOT AFRAID TO EXPERIMENT

It can never be said the White Sox were afraid to experiment. Over the winter of 1967-'68, an artificial infield was installed at Comiskey Park that included all the foul territory from behind third base to behind first base. The outfield remained natural sod. The experiment came to an end following the 1975 season when the artificial surface was removed and the infield and foul territory returned to natural turf.

Over the past winter, the infield was moved out eight feet and all dimensions remeasured (it was discovered that some of the existing dimension figures painted on the outfield walls were inaccurate), to make the outfield lines and power alleys uniform in distances from homeplate.

In spite of all the changes, Comiskey Park, as it stands today, is essentially in its 1927 state. Many millions of dollars have been spent over the years to maintain and improve it, but it is still exclusively a park built in which to watch a baseball game, and continues to be as much fun to visit for itself as to watch the White Sox do battle with American League opponents.

COMISKEY PARK FACTS AND FIGURES AT A GLANCE

Constructed:	1910 (Ground broken February 15, 1910)
First Game:	July 1, 1910; White Sox lost 2-0 to St. Louis
First Night Game:	August 14, 1939; White Sox beat St. Louis 5-2
First Home Run:	Lee Tannehill of Sox, July 31, 1910 vs. Detroit, a grand slam.
Capacity:	43,695
Turf:	Natural grass

DIMENSIONS, ETC.

Play Field Distances:

Left Field Line	341 feet
Left Center	374 feet
Center Field	401 feet
Right Center	374 feet
Right Field Line	341 feet

Height of Outfield Walls:

Left Field	9 feet, 10 inches
Center Field	11 feet
Right Field	9 feet, 10 inches

Game Times:

Day Games	1:15 p.m.
Night Games	7:30 p.m.
Twilight Games	5:55 p.m.
Doubleheaders	12:30 p.m.
Twilight Doubleheaders	5:30 p.m.

Ticket Prices:

Golden Box Seats	\$9.00
Loge Box Seats	\$8.00
Lower, Upper Box Seats	\$7.00
Lower Deck Mezzanine Seats	\$5.00
Terrace Seats	\$5.00
Reserved Grandstand Seats	\$4.00
General Admission	\$3.00

COMISKEY PARK HOME RUN FACTS

Home runs into center field bleachers:

Batter and Inning	Pitcher	Date
Hank Greenberg-3rd	Frank Gabler	5/27/38
Alex Johnson-6th	Billy Wynne	9/09/70
DICK ALLEN-7th	Lindy McDaniel	8/23/72
RICHIE ZISK-8th	Dave Rozema	5/22/77

Home runs over Comiskey Park roof (20):

Batter	Pitcher	Date
Babe Ruth	Tommy Thomas	8/16/27
Lou Gehrig	Urban Faber	5/04/29
Jimmy Foxx	Bob Cain	6/16/36
Jimmy Foxx	John Rigney	5/14/40
Ted Williams	John Rigney	5/07/41
EDDIE ROBINSON	Al Widmar	4/25/51
Mickey Mantle	Billy Pierce	6/05/55
Ted Williams	Harry Byrd	7/23/55
Bill Skowron	Billy Pierce	7/24/56
ORESTES MINOSO	Bud Daley	9/21/60
Elston Howard	Ray Herbert	7/15/61
DAVE NICHOLSON	Moe Drabowsky	5/06/64
Boog Powell	Juan Pizarro	7/18/66
BUDDY BRADFORD	Tom Hall	4/25/69
Don Mincher	Bart Johnson	5/24/70
TOM EGAN	Jack Brown	7/25/71
Harmon Killebrew	Dave Lemonds	7/01/73
DICK ALLEN	Mike Cuellar	5/01/73
RICHIE ZISK	Don Gullett	6/04/77
Sal Bando	Wilbur Wood	8/28/77


(White Sox batters in CAPS)

**THE
GREAT
GAMES
NEVER
END.**



67 WMAQ

WE'RE GONNA MAKE YOU RICH.



COVERING THE WHITE SOX

- WHITE SOX ANNOUNCERS
- WHITE SOX NETWORKS
- CHICAGO'S PRINT MEDIA
- CHICAGO'S BROADCAST MEDIA

ON THE AIR WITH THE WHITE SOX

RADIO—All games on WMAQ-Radio (670 A.M.), Chicago, the White Sox flagship station WMAQ-Radio is a clear channel, 50,000 watt station, which is a member of the NBC Radio Network.

NETWORK—The following stations are members of the White Sox Radio Network and carry all or some of the White Sox Schedule:

STATION	CITY	STATE
WCAZ-FM.....	Carthage	Illinois
WXR-D-FM.....	Crystal Lake.....	Illinois
WHPO-FM.....	Hoopeston	Illinois
WRBA-AM.....	Normal	Illinois
WRKX-FM.....	Ottawa	Illinois
WZOE-FM.....	Princeton	Illinois
WIFF-FM.....	Auburn	Indiana
WIOU-AM.....	Kokomo	Indiana
WSAL-FM.....	Logansport.....	Indiana
WIMS-AM.....	Michigan City.....	Indiana
WOCH-FM.....	North Vernon.....	Indiana
WRIN-AM.....	Rensselaer.....	Indiana
WZZY-FM.....	Winchester.....	Indiana
KHBI-FM.....	Humboldt.....	Iowa
KWKY-AM.....	Des Moines	Iowa

(as of Feb. 1, 1983)

TELEVISION—In 1983, 40 White Sox games will be televised on WFLD-TV (Ch. 32), including 3 spring training games, and 112 games will be televised on SportsVision subscription television (Ch. 60).

NETWORK—In addition to WFLD-TV, and SportsVision, all or some White Sox games will be carried on the following cable systems:

Cablevision of Chicago	Darien, Burnham, Downers Grove, Stone Park, Justice, Bedford Park, Burbank, Homewood, Oak Park, Lyons, East Hazelcrest, Willow Springs, River Forest, Forest View, McCook, Hodgkins, Dixmoor, Bridgeview, Summit, Palos Heights, Merriette Park, Cicero, IL.
Centel Cable TV	Aurora, Elgin, Barrington, Lake Zurich, Vernon Hills, Addison, Fox Valley, IL.
Community Cabelvision	Belvidere, Fontanta, WI., Genoa City, WI., Walworth, WI.
Joyce Cable	Bolingbrook, Cresthill, Joliet, Lemont, IL.
Manhattan Cable TV	Manhattan, IL.
Rockdale Cable TV.....	Rockdale, IL.
Rockford Cablevision	Loves Park, Rockford, IL.
Seneca Cable TV	Seneca, IL.
US Cable of Lake County ..	Waukegan, Gurnee, Antioch, Fox Lake, Lake Villa, River Woods, North Chicago, Winthrop Harbor, Zion, Green Oaks, Lindenhurst, Park City, Lake County, IL.
US Cable of N. Indiana	Whiting, Highland, Griffith, Dwyer, Lowell, Munster, Glenwood, Schererville, St. John, Cedar Lake, IN.

Inquiries concerning Chicago White Sox broadcasts, telecasts, the White Sox Radio Network, or SportsVision, should be directed to:

Ms. Lauren Ong Fadil
Vice President, Broadcasting
CHICAGO WHITE SOX
Suite #1540
875 North Michigan Avenue
Chicago, Illinois 60611

THE VOICES OF THE WHITE SOX



DON DRYSDALE

Don Drysdale is in his 2nd season as one of the voices of the White Sox. The former Brooklyn and Los Angeles Dodger pitcher also remains a member of the ABC Network baseball broadcasting team, which he first joined in 1977. Prior to joining the Sox, Drysdale broadcast California Angels games for several seasons. He began his broadcast career in 1970 with Montreal after a stellar major league career in which he was a 9-time National League All-Star and took part in 5 World Series. He compiled a 209-167 record with a 2.95 ERA in 14 major league seasons.

The "Hawk," Ken Harrelson, is also in his 2nd year as a White Sox broadcaster. He came to Chicago last season after 7 years of broadcasting Boston Red Sox games where he delighted fans with his candid and sometime pointed analysis. Harrelson helped lead the Red Sox to the American League pennant in 1967 and became something of a legend in Boston when he hit 35 home runs and drove-in 109 runs in 1968. The Red Sox traded him to Cleveland in 1969, causing such a furor that Red Sox fans picketed Fenway Park.



KEN HARRELSON



JOE McCONNELL

The dean of White Sox broadcasters, Joe McConnell is in his 4th season at the Sox microphone. If his voice seems familiar, it's probably because Joe is also the voice of the Chicago Bears, for whom he has been describing the action since 1977. A versatile broadcaster, McConnell's credits include the Minnesota Vikings and the Denver Broncos of the NFL, the Minnesota Twins, and the Phoenix Suns and Indiana Pacers of the NBA. An Indiana native, Joe has been heard on live coverage of the famed Indianapolis 500 motor race and other auto races.

Hall of Fame pitcher Early Wynn returns for his second season in the White Sox broadcast booth. "Gus" was a member of the last White Sox team to win an American League pennant (1959). In helping lead the Sox to the pennant that year, Wynn posted a 22-10 record to win the "Cy Young Award" as the best pitcher in the league, the only Sox pitcher ever to win the honor since its inception. Early pitched in 4 decades (1930's, '40s, '50s, and '60s), posting his 300th victory in 1963 with Cleveland at the age of 43. He was elected to the Hall of Fame in 1972.



EARLY WYNN

COVERING THE WHITE SOX

CHICAGO AREA NEWSPAPERS

CHICAGO SUN-TIMES	(312) 321-2663	Marty Kaiser (SE)*, Mike Davis (ASE), Dave van Dyck (B)*, Joe Goddard (B)*, Phil Hersh (B)*, Ron Rapoport (C)*, John Schulian (C)*, Ray Sons (C)*
CHICAGO TRIBUNE	(312) 222-3469	George Langford (SE)*, Larry Greybill (ASE)*, Jerome Holtzman (B,C)*, Bob Markus (B)*, Steve Daley (C), John Husar (C)*, Linda Kay*, Bob Logan (B)*, Skip Myslenski*, Bob Verdi (C)*
DAILY HERALD	(312) 870-3655	Bob Frisk (SE)*, Bob Gallas (B)*, Mike Imrem (C)*
DAILY DEFENDER	(312) 225-2400	Hugh Parks*, Johnny Reyes
DAILY ECONOMIST	(312) 586-8800	Jerry Bonkowski (B)*, Paul Ladewski (SE)

DOWNSTATE NEWSPAPERS

AURORA BEACON NEWS	(312) 844-5883	Dan Murr (SE)
ELGIN COURIER NEWS	(312) 888-7766	Stan Shallett (SE)
GARY POST-TRIBUNE	(219) 886-5000	John Mutka (SE)
HAMMOND TIMES	(219) 932-3100	Scott Graves (SE)
JOLIET HERALD-NEWS	(815) 729-6040	Don Hazen (SE)
LaPORTE HERALD-ARGUS	(219) 362-2161	Dave Krider (SE)
ROCKFORD NEWSPAPERS	(815) 987-1382	Chuck Keefer (B)
WAUKEGAN NEWS—SUN	(312) 578-7230	Matt Fiorito (SE)

WIRE SERVICES

ASSOCIATED PRESS	(312) 781-0500	Joe Mooshil (SE)*, Jim Litke
CITY NEWS BUREAU	(312) 782-8100	Steve Fulton (SE)
UNITED PRESS INT.	(312) 781-1600	Randy Minkoff (SE)*#, Wally Tokarz

TELEVISION STATIONS

ESPN-TV (Cable)	(312) 654-2070	Jerry Kuc
SportsVision (STV/60)	(312) 787-1954	Mike Klein (SP), Aldo Perri (SP), Richard Waldo (SP)
WBBM-TV (CBS/2)	(312) 944-6074	Johnny Morris (SD), Kevin Lynn, Jeanie Morris, Norm Potash (SP)
WFLD-TV (Cable News Network)	(312) 645-0364	Donna Harris (SP)
WGN-TV (In./9)	(312) 883-3320	Bill Frink, Harry Golden (SP)
WLS-TV (ABC/7)	(312) 236-4248	Al Lerner (SD), Jim Rose, Tom Hodson (SP), Shelly Hoffenberg (SP)
WMAQ-TV (NBC/5)	(312) 861-5355	Chet Coppock (SD), Mark Giangreco, Jeff Davis (SP), Bill Gutman (SP)

RADIO STATIONS

WBEZ-AM (Educ.)	(312) 641-4088	Bob Greenberg (SD)
WBBM-AM (CBS)	(312) 280-1400	Brad Palmer (SD), Rich King, Dave Eanet
WBMX-FM	(312) 626-1030	Ken McReynolds
WCFL-AM	(312) 222-1015	Jim Bohannon
WFYR-FM	(312) 644-6397	Red Mottlow (SD)
WGN-AM	(312) 883-3321	Chuck Swersky
WIND-AM	(312) 467-0096	Ed Dorsey
WJJD-AM	(312) 827-8927	Reese Rickards
WKQX-FM (NBC)	(312) 861-8732	Duane Dow (SD)
WLAK-FM	(312) 876-0737	Jack Lee
WLS-AM/FM (ABC)	(312) 236-0570	Les Grobstein (SD)
WLUP-FM	(312) 440-5299	Bruce Wolf
WMAQ-AM (NBC)	(312) 861-8200	Jerry Kuc
WMET-FM	(312) 828-9191	Pat Benkowski
WLNR-AM	(312) 895-1400	Vince Andrade (SD)
WVON-AM	(312) 984-1450	J.J. Jackson (SD)

KEY: *BBWA member, #1983 BBWA Chapter Chairman, (SE) Sports Editor, (ASE) Asst. Sports Editor, (B) Beat writer, (C) Columnist, (SD) Sports Director, (SP) Sports Producer

WHITE SOX MEDIA INFORMATION

The following is information that can be helpful in covering the Chicago White Sox during the 1983 season:

TELEPHONES:

White Sox Main Number, Comiskey Park (312) 924-1000

Public Relations Office Extensions:

Director Chuck Shriver Ext. 250
Assistant Director Ken Valdiserri Ext. 251
Community Relations Director Polly Allyn Ext. 330
Administrative Assistant Wanda Rivera Ext. 252

Public Relations Private Numbers:

Chuck Shriver 924-1412
Ken Valdiserri 924-1412
Polly Allyn 624-6460

Public Relations Home Numbers:

Chuck Shriver 529-6231
Ken Valdiserri 352-0661
Polly Allyn 951-5809
Wanda Rivera 588-4980

Press Box, Private Number 924-5908

Audio Report Number 924-3995
..... 924-3996

CORRECT TIME 976-1616

WEATHER FORECAST 976-1212

CREDENTIALS:

For accredited members of the news media, application for credentials should be made in writing on newspaper, magazine, radio station, or television station letterhead to the Public Relations Director at Comiskey Park, 324 West 35th Street, Chicago, Illinois 60616.

Application for season credentials should be made prior to April 1. Application for one-series or one-day credentials should be made at least one week in advance to allow time for handling. Non-season credentials will not be mailed out, but can be picked up at the Press Entrance of Comiskey Park.

Daily credentials must be displayed at all times when inside Comiskey Park.

PRESS GATE:

The Press Entrance to Comiskey Park is Gate #9, off of Shields Avenue on the west side of the park. It is usually open 1-1/2 hours prior to game time.

PARKING:

A limited amount of media parking is available in the 34th Street Parking Lot, on the north side of Comiskey Park. Application for a special parking pass must be made to the Public Relations Office, but it must be emphasized that available media parking is extremely limited.

CLUB HOUSE:

For those holding credentials allowing admission to the Club House, it is open until approximately 20 minutes prior to game time, and within 5 minutes after the end of a game, under normal conditions. The Sox Club House is open on a limited basis between games of doubleheaders. The Visiting Club House is subject to the rules of the visiting team.

TRAINING ROOM:

The Training Room and Work-out Room are off-limits to everyone except Sox players and staff. If there is a problem with contacting someone in the Training Room or Work-out Room, the Public Relations Office or the Manager should be contacted.

FIELD:

For those holding credentials allowing admission to the field for pre-game interviews, it is available from the beginning of batting practice until the end of infield practice at which time it must be cleared of all non-uniformed personnel (with some very limited exceptions). Except in unusual circumstances the field is off-limits to everyone following the conclusion of games.

(Continued on next page)

DUGOUTS:

The dugouts are off-limits to everyone except uniformed personnel, and certain specific White Sox officials in accordance with American League rules.

PHOTO LOCATIONS:

Field-level and upper deck photo locations are available. Field-level photo bays are located on the outside of each dugout, but are very limited in size and every position is assigned for the season. If there is a need for field-level locations, special arrangements must be made through the Public Relations Office. There are several photo baskets located on the facade of the upper deck on the third base side, first base side, and directly behind home plate. There are no photo basket locations anywhere in the outfield.

BARDS ROOM:

For those holding credentials allowing admission to the Bards' Room, it is normally open two hours prior to game time. It is closed during games, but opens immediately after games for approximately 1-1/2 hours.

PRESS BOX:

For those holding credentials allowing admission to the Press Box, it is located on the 5th level. Seating is limited, and most seats are assigned on a season basis and limited strictly to those members of the media who are working. Visiting members of the media who are not working will be asked to leave the Press Box and sit in the park.

PRE-GAME NOTES:

Game notes and statistics sheets are normally available in the Press Box one hour prior to game time. Anyone needing notes or statistics sheets early for a specific reason should contact the Public Relations Office.

POST-GAME NOTES:

Post-game notes, quotes, and statistics are distributed in the Press box approximately 15 minutes after the end of each game.

BROADCAST BOOTHS:

Broadcast booths at Comiskey Park are pre-assigned. If there is a need for a broadcast booth, inquiries should be directed to Laureen Ong Fadil, White Sox Vice President of Broadcasting, in writing, on station letterhead.

INTERVIEWS:

Players and staff are normally available on the field during batting practice and in the club house post-game, for accredited media members holding credentials issued by the Sox. For special arrangements for print or audio interviews, arrangements should be made through the Public Relations Department.

AUDIO REPORT:

A daily audio service for members of the media is available beginning with spring training through the end of the season. New reports featuring a report on that day's game, and an interview with a key player, manager or coach, are available within an hour after the end of that day's game. Reports are changed every 24 hours. The White Sox ask that the audio line telephone number be kept as confidential as possible to prevent congestion. The numbers are: (312) 924-3995 or 3996.

WHITE SOX ROAD HOTELS IN 1983

BALTIMORE	Cross Keys Inn	(301) 532-6900
BOSTON	Sheraton Boston	(617) 236-2000
CALIFORNIA	Hyatt Anaheim	(714) 722-5900
CLEVELAND	Bond Court	(216) 771-7600
DETROIT	Hotel Pontchartrain	(313) 965-0200
KANSAS CITY	Crown Center	(816) 474-4400
MILWAUKEE	Hyatt Regency	(414) 276-1234
MINNESOTA	Hyatt Minneapolis	(612) 370-1234
NEW YORK	Sheraton	(212) 247-8000
OAKLAND	Hyatt Oakland	(415) 562-6100
SEATTLE	Park Hilton	(206) 464-1980
TEXAS	Arlington Hilton	(817) 640-3322
TORONTO	Westin	(416) 869-3456



WHITE SOX FARM SYSTEM

- MINOR LEAGUE DIRECTORY
- 1983 SCOUTING STAFF
- DRAFT REGULATIONS
- FINAL STANDINGS & STATS

WHITE SOX MINOR LEAGUE ORGANIZATION

Assistant General Manager David Dombrowski
 Director, Player Development Bobby Winkles
 Director, Latin American Operations Angel Vasquez
 Administrative Assistants Brian Boles, Dan Evans

1983 MINOR LEAGUE TEAMS

TEAM	LEAGUE	CLASS
Denver (CO) Bears Manager: Jim Mahoney Pitching Coach: Vernon Law Gen. Mgr.: Jim Burris Phone: (303) 433-8645	American Association	AAA
Glens Falls (NY) White Sox Manager: Adrian Garrett Pitching coach: Nardi Contreras Gen. Mgr.: Dick Manning Phone: (518) 798-3685	Eastern League	AA
Appleton (WI) Foxes Manager: John Boles Pitching Coach: Bill Atkinson Gen. Mgr.: Bill Smith Phone: (414) 733-4152	Midwest League	A
Niagara Falls (NY) White Sox Manager: Fred Nelson Pitching Coach: T.B.A. Gen. Mgr.: George Wenz Phone: (716) 284-8463	New York-Penn League	A
Sarasota (FL) White Sox Manger: Steve Dillard Pitching Coach: Mitch Lukevics Phone: (312) 924-1000	Gulf Coast League	Rookie

Minor League Instructors: Tommie Reynolds, Sam Hairston, Art Kusnyer

1983 SCOUTING STAFF

Special Assignment Scout Loren Babe
 Special Assignment Scout Jerry Krause
 Special Assignment Scout Fred Shaffer

BABE, Loren 4702 Chicago Street, Omaha, Nebraska 68132
 BUSBY, James 806-F Nob Hill Drive, Birmingham, Alabama 35209
 GARDNER, Bobby, Jr. 5007 Sheridan Road, Youngstown, Ohio 44514
 GLUCK, Eric R.R. 2-Box 752A, White Pond Road,
 Stormville, New York 12582
 HUFFMAN, Bennie 2 Cedar Lane, Luray, Virginia 22835
 INGALLS, Joseph 2253 Oshkosh, Anaheim, California 92806
 JOHNSON, Bart 4975 Fraga Road, Castro Valley, CA 94546
 KRAUSE, Jerome 9515 Kedvale, Skokie, IL 60076
 LABOSSIÈRE, Leo 4 Claremont, Lincoln, Rhode Island 02865
 LANE, Marvin 17191 Ardmore, Detroit, Michigan 48235
 LODIGIANI, Dario 1864 Grant Avenue, San Francisco, CA 94133
 LOGAN, Terry P.O. Box 872, Bellville, TX 77418
 MONROE, Larry 1 Villa Verde Drive-Apt. 213,
 Buffalo Grove, IL 60090
 MORALES, Rich 1650 Rosita Rd., Pacifica, CA 94044
 PAREDES, Fern 10371 Loma Rancho Drive, Spring Valley, CA 92077
 QUEZADA, Silvano Calle 23-#22 La Colina,
 Santiago de Los Caballeros, Dominican Republic

(Continued on next page)

(Scouting staff, cont.)

ROBERTS, Thomas B. 621 No. Foxdale Ave., West Covina, CA 91790
RODRIGUEZ, Fernando
Las Flores 105 Bajos, Santurce, Puerto Rico 00911
SERVAIS, Mark 3715 So. 28th, LaCrosse, WI 54601
SHAFFER, Duane 16060 Malaga St., Fontana, CA 92335
SHAFFER, Fred 217 Tulagi Way, New Castle, PA 16105
SOBEK, George. 1161-160th Place, So. Holland, IL 60473
SQUIRES, Lynn 2815 Random Road, Kalamazoo, MI 49004
STAUFFER, Kenneth 5315 Fredricksburg Rd., Apt. 723
San Antonio, TX 78229
WIDMAYER, Walt 4987 S.W. 93rd Ave., Cooper City
Ft. Lauderdale, FL 33328
ZIELINSKI, Stan 2228 Dehne Road, Northbrook, IL 60062

WHITE SOX SCOUTS AND THEIR "DISCOVERIES"

Below is a list of White Sox scouts and other Sox personnel; under each is a list of players on the current major league roster in which they played a role in either the signing or acquiring for the White Sox.

John Boles Joel Skinner	Tony LaRussa Salome Barojas	George Sobek Kevin Hickey Mike Squires
Sam Hairston Jerry Hairston Joel Skinner	Dario Lodigiani Fran Mullins	Angel Vasquez Salome Barojas
Jerry Krause Fran Mullins Greg Walker	Jim Mahoney Joel Skinner	Bobby Winkles Salome Barojas
Art Kusnyer Joel Skinner	Dave Nelson Joel Skinner	Walt Widmayer Harold Baines Richard Barnes Britt Burns Richard Dotson
Leo Labossiere Harold Baines Jim Siwy Joel Skinner	Billy Pierce Ron Kittle	Jerry Hairston Tim Hulett Mike Morse
	Tommie Reynolds Joel Skinner	

WHITE SOX MINOR LEAGUE STANDINGS- 1982

PACIFIC COAST LEAGUE (AAA)

FIRST HALF NORTHERN DIVISION

CLUB	W	L	PCT.	GB
Tacoma	42	28	.600	—
Vancouver	38	33	.535	4.5
EDMONTON	35	36	.493	7.5
Spokane	35	36	.493	7.5
Portland	32	39	.451	10.5

Southern Division

CLUB	W	L	PCT.	GB
Albuquerque	46	25	.648	—
Hawaii	36	35	.507	10
Salt Lake City	33	37	.471	12.5
Phoenix	30	41	.423	16
Tucson	27	44	.380	19

SECOND HALF NORTHERN DIVISION

CLUB	W	L	PCT.	GB
Spokane	43	29	.597	—
Tacoma	42	31	.575	1.5
EDMONTON	35	38	.479	8.5
Vancouver	34	39	.466	9.5
Portland	33	40	.452	10.5

Southern Division

CLUB	W	L	PCT.	GB
Salt Lake City	40	33	.548	—
Albuquerque	39	33	.542	0.5
Hawaii	37	36	.507	3
Tucson	32	39	.451	7
Phoenix	28	45	.384	12

(Continued on next page)

(Minor league standings, cont.)

EASTERN LEAGUE (AA)

FIRST HALF
NORTHERN DIVISION

CLUB	W	L	PCT.	GB
GLENS FALLS	37	28	.569	—
Lynn	29	31	.483	5.5
Holyoke	28	39	.418	10
Buffalo	25	41	.379	12.5

Southern Division

CLUB	W	L	PCT.	GB
West Haven	42	20	.677	—
Bristol	32	30	.516	10
Reading	32	31	.508	10.5
Waterbury	29	34	.460	13.5

SECOND HALF
NORTHERN DIVISION

CLUB	W	L	PCT.	GB
Lynn	52	27	.658	—
GLENS FALLS	41	34	.547	9
Holyoke	34	38	.472	19.5
Buffalo	30	41	.423	18

Southern Division

CLUB	W	L	PCT.	GB
West Haven	44	33	.571	—
Bristol	41	35	.539	2.5
Reading	30	44	.405	12.5
Waterbury	27	47	.365	15.5

NOTE: Glens Falls lost Eastern League Play-Offs to Lynn (Seattle) 2 games to none.

MIDWEST LEAGUE (A)

Northern Division

CLUB	W	L	PCT.	GB
Madison	87	52	.626	—
APPLETON	81	59	.579	6.5
Wisconsin Rapids	56	82	.406	30.5
Wausau	55	84	.396	32

Central Division

CLUB	W	L	PCT.	GB
Springfield	83	53	.610	—
Beloit	71	68	.511	13.5
Clinton	63	75	.457	21
Danville	57	80	.416	26.5

Southern Division

CLUB	W	L	PCT.	GB
Quad City	79	60	.568	—
Waterloo	75	64	.540	4
Burlington	63	75	.457	15.5
Cedar Rapids	61	79	.436	18.5

NOTES: **Appleton** won Midwest League championship, beating Springfield 2 games to none in first round of play-offs, and Madison 2 games to one.

Niagara Falls won the New York Penn League championship, defeating Oneonta 2 games to one.

NEW YORK-PENN LEAGUE

Western Division

CLUB	W	L	PCT.	GB
NIAGARA FALLS	42	34	.553	—
Jamestown	36	38	.486	5
Geneva	36	39	.480	5.5
Erie	35	38	.479	5.5
Batavia	33	40	.452	7.5

Eastern Division

CLUB	W	L	PCT.	GB
Oneonta	43	44	.566	—
Utica	41	34	.547	1.5
Little Falls	38	38	.500	5
Auburn	35	39	.473	7
Elmira	34	40	.459	8

GULF COAST LEAGUE (ROOKIE)

CLUB	W	L	PCT.	GB
Yankees	42	21	.667	—
WHITE SOX	40	23	.635	2
Rangers	36	27	.571	6
Braves	32	31	.508	10
Blue Jays	30	33	.476	12
Cubs	30	33	.476	12
Padres	29	34	.460	13
Royals	28	35	.444	14
Pirates	27	35	.435	14.5
Astros	20	42	.323	21.5

DO YOU REMEMBER...

1959 WHITE SOX Lineup for 1st game of World Series—Batting order: Aparicio, SS; Fox, 2B; Landis, CF; Kluszewski, 1B; Lollar, C; Goodman, 3B; Smith, LF; Rivera, RF; Wynn, P. In the second game Phillips went to 3B, McAnany to RF and Shaw was the pitcher.

CHICAGO WHITE SOX MINOR LEAGUE FINAL STATISTICS—1982

EDMONTON (CAN) TRAPPERS PACIFIC COAST LEAGUE (AAA)

BATTERS	AVG	G	AB	R	H	2B	3B	HR	RBI	BB	SO	SF	SH	SB
Castro	.263	129	487	74	128	31	4	10	81	42	72	5	2	5
Chappas	.324	44	145	30	47	12	4	2	19	27	19	2	2	9
Dillard	.312	123	481	88	150	31	7	10	68	44	63	4	1	14
Fucci	.311	94	299	57	93	22	2	17	62	48	80	1	5	4
Gray	.358	124	481	97	172	33	5	16	79	38	54	3	4	20
Hogg	.245	91	253	30	62	9	2	7	35	49	57	2	6	2
Kittle	.345	127	472	121	163	22	10	50	144	75	108	3	0	5
Kuntz	.269	69	193	36	52	11	2	7	34	50	54	3	3	7
Loviglio	.257	112	452	71	116	16	3	3	38	53	38	2	4	33
Mullins	.284	98	310	55	88	2	2	14	56	48	71	3	3	2
Nyman	.335	118	465	95	156	28	5	14	92	61	39	8	1	31
Seilheimer	.238	88	273	34	65	10	1	6	33	24	33	1	2	0
Sutherland	.240	120	484	70	116	13	5	2	55	42	63	5	2	34
Torres	.233	10	30	5	7	3	1	1	5	4	6	0	0	0
Walker	.350	35	117	18	41	8		3	13	25	14	0	0	0

PITCHERS	W-L	ERA	G	GS	CG	SHO	SV	IP	H	R	ER	BB	SO
Agosto	3-4	5.00	50	2	1	0	11	95.1	101	64	53	49	39
Arroyo	2-1	2.73	14	0	0	0	0	33.0	32	17	10	12	14
Barnes	10-6	5.52	19	18	8	1	4	117.1	125	79	72	58	56
Bradley	4-9	7.47	33	10	1	0	0	106.0	141	97	88	61	59
Camacho	0-0	3.20	7	0	0	0	1	19.2	10	8	7	16	18
Capilla	4-3	5.53	21	1	0	0	0	55.1	58	38	34	34	38
Chappas	0-0	4.50	1	0	0	0	0	4.0	3	2	2	0	0
Combe	3-2	2.93	33	0	0	0	6	46	44	19	15	21	34
Contreras	0-0	0.00	1	0	0	0	0	1.0	0	0	0	1	3
Desjarlais	2-3	6.91	7	7	0	0	0	28.2	42	25	22	20	8
Edwards	0-0	13.88	5	0	0	0	1	11.2	24	20	18	9	9
Escarrega	0-0	6.39	2	2	0	0	0	12.1	11	10	9	5	5
Hardy	0-0	15.00	1	1	0	0	0	3.0	7	5	5	0	1
Hoffman	8-14	6.78	28	24	3	0	1	138.1	186	129	106	67	71
Hogg	0-0	0.00	2	0	0	0	0	2.2	0	0	0	0	3
Ibarra	1-6	10.38	16	6	0	0	0	39.0	59	45	45	34	19
Johnson	5-6	7.28	14	13	1	0	0	68.0	98	61	55	30	40
Maitland	1-1	4.65	6	6	1	0	0	31	36	17	16	17	9
Patterson	14-10	4.87	29	29	5	1	0	186.2	212	125	101	86	105
Schattinger	1-1	8.36	31	0	0	0	3	56	91	60	52	42	21
Siwy	12-8	4.04	26	25	8	1	0	171.2	184	84	77	58	79

GLENS FALLS (NY) WHITE SOX EASTERN LEAGUE (AA)

PLAYER	AVG	G	AB	R	H	2B	3B	HR	RBI	SH	SF	BB	SO	SB
Bienek	.275	140	513	72	141	24	0	15	78	0	3	64	91	3
Brown	.220	70	236	35	52	11	2	1	21	7	0	25	45	4
Chappas	.258	34	132	27	34	3	8	2	11	2	0	20	31	2
Cipot	.226	31	93	12	21	4	0	3	15	1	3	17	15	1
Donofrio	.295	43	95	20	28	5	0	4	9	0	1	17	38	1
Fallon	.000	28	1	0	0	0	0	0	0	0	0	0	0	0
Hulett	.271	140	536	113	145	28	5	22	87	1	6	95	135	1
Klimas	.311	139	527	88	164	32	6	24	95	2	7	54	82	2
Morse	.246	62	256	40	63	9	0	7	19	3	0	24	47	5
Peltz	.267	88	255	38	68	11	4	4	36	2	3	46	38	8
Robbins	.230	62	178	32	41	10	0	3	28	0	0	41	53	5
Skinner	.254	120	422	49	107	11	6	7	65	2	3	38	115	1
Thomas	.267	129	453	62	121	20	7	8	59	3	1	49	88	12
Williams	.286	128	458	92	131	21	1	23	88	1	3	103	82	3
Yobs	.297	119	441	72	131	26	1	25	93	1	4	54	76	2

PITCHER	W-L	ERA	G	GS	CG	SHO	SV	IP	H	R	ER	BB	SO
Atkinson	6-9	2.85	56	2	1	0	11	142.1	135	55	45	49	111
Desjarlais	2-3	7.71	7	7	0	0	0	28.0	32	25	24	22	15
Edwards	0-1	10.13	14	0	0	0	0	21.1	35	28	24	20	23
Esser	1-1	6.51	9	6	0	0	0	27.2	20	23	20	30	13
Fallon	9-9	4.75	28	27	3	1	0	147.2	142	90	78	87	119
Flannery	5-2	3.22	26	0	0	0	7	72.2	68	27	26	16	36
Hardy	11-8	3.57	28	18	6	0	0	146.1	140	85	58	32	96

(Continued on next page)

(Glens Falls, cont.)

PITCHER	W-L	ERA	G	GS	CG	SHO	SV	IP	H	R	ER	BB	SO
Howard	1-1	3.00	2	2	0	0	0	9.0	13	6	3	3	4
Johnson	6-3	4.13	14	14	4	0	0	96.0	95	46	44	28	74
Lackey	16-8	4.42	27	27	12	1	0	173.0	199	94	85	46	116
Maitland	0-2	7.59	10	2	0	0	0	21.1	24	20	18	10	12
McKeon	5-2	3.00	7	7	1	0	0	45.0	44	19	15	15	23
Mullen	0-0	6.75	3	1	0	0	0	9.1	13	9	7	2	5
Schattinger	0-0	2.63	6	1	0	0	3	13.2	13	4	4	8	9
Teutsch	6-5	4.56	48	1	0	0	11	79.0	86	51	40	33	45
Williams	0-0	0.00	1	0	0	0	0	2.0	2	0	0	1	4
Withdraw	9-9	4.47	25	25	2	0	0	141.0	135	87	70	57	87

APPLETON (WI) FOXES MIDWEST LEAGUE (A)

PLAYER	AVG	G	AB	R	H	2B	3B	HR	RBI	SH	SF	BB	SO	SB
Adams	.189	112	333	36	63	13	2	6	44	0	4	60	99	2
Babcock	.000	19	0	0	0	0	0	0	0	0	0	1	0	0
Boston	.279	139	512	86	143	19	9	15	77	9	4	44	147	28
Buggs	.208	86	245	30	51	3	6	4	35	0	2	41	82	7
Epperson	.248	44	109	15	27	4	1	3	23	1	1	17	24	0
Garcia	.264	117	435	56	115	17	6	2	37	6	2	25	59	30
Kent	.239	37	142	20	34	8	2	7	29	0	1	14	57	0
Koch	.260	85	273	35	71	13	3	3	31	1	0	44	46	1
Meier	.186	71	188	26	35	6	1	0	18	3	2	47	41	3
Miles	.196	51	158	18	31	5	1	3	13	0	2	21	50	2
Nix	.287	131	477	63	137	26	2	9	64	4	4	50	59	21
Paglino	.149	56	161	16	24	2	0	0	21	1	0	21	51	3
Reed	.293	105	331	63	97	20	3	9	56	2	3	72	75	8
Romero	.275	119	440	78	121	17	1	4	38	10	1	62	77	11
Rowdon	.284	126	433	75	123	19	8	12	79	3	5	55	101	5
Sedar	.152	16	46	7	7	1	0	0	3	0	0	11	19	3
Smajstrla	.241	8	29	5	7	2	0	0	2	0	0	3	2	4
Taylor	.200	29	65	9	13	2	0	0	7	3	0	8	13	0

PITCHER	W-L	ERA	G	GS	CG	SHO	SV	IP	H	R	ER	BB	SO
Adams	0-0	27.00	1	0	0	0	0	1.1	3	4	4	3	1
Anderson	12-7	3.40	24	24	8	0	0	156.0	149	74	59	67	132
Babcock	7-7	3.53	19	19	5	2	0	109.2	108	54	43	24	86
Epperson	0-0	27.00	1	0	0	0	0	1.0	1	3	3	2	0
Flannery	2-0	1.42	16	0	0	0	10	19.0	20	3	3	3	17
Gibson	4-7	4.38	14	14	1	0	0	72.0	66	46	35	53	37
Heath	1-1	3.86	6	6	0	0	0	25.2	25	13	11	25	19
Jones	2-4	3.32	26	1	0	0	1	57.0	53	27	21	34	64
Maitland	4-0	1.93	4	4	2	0	0	28.0	15	6	6	8	21
Niemann	7-3	2.97	21	9	2	2	1	88.0	69	39	29	38	68
Noworyta	6-2	3.45	12	12	2	1	0	75.2	66	35	29	32	41
Pastrovich	1-3	1.49	37	0	0	0	13	78.2	65	19	13	21	68
Schneider	1-3	2.61	14	0	0	0	4	20.2	18	8	6	11	21
Schuckert	11-8	4.56	21	21	3	3	0	128.1	123	74	65	64	91
Skinner	0-2	11.40	5	2	0	0	0	15.0	20	21	19	15	3
Solomon	3-1	4.38	4	4	1	0	0	24.2	24	12	12	6	22
Sutton	6-5	3.61	25	7	3	0	1	89.2	85	57	36	36	55
Tanzi	14-6	2.22	24	17	12	4	0	166.0	123	55	41	64	142

NIAGARA FALLS (NY) SOX NEW YORK-PENN LEAGUE (A)

PLAYER	AVG	G	AB	R	H	2B	3B	HR	RBI	SH	SF	BB	SO	SB
Barton	.216	50	134	27	29	1	0	0	13	5	2	21	12	1
Cangelosi	.289	76	277	60	80	15	4	5	38	7	2	56	51	45
DeJesus	.219	44	128	13	28	4	0	1	14	4	1	8	28	1
Flores	.132	15	38	1	5	0	0	0	4	3	0	2	9	0
Gayton	.243	66	222	35	54	9	2	3	31	4	0	31	27	2
Henley	.273	64	205	41	56	15	1	10	43	0	4	23	54	1
Keeton	.250	6	20	4	5	0	1	0	1	0	0	2	4	1
Kent	.277	75	282	48	78	20	3	20	64	0	2	20	91	0
Kinsel	.267	76	251	37	67	8	2	0	34	4	3	50	32	2
Nittoli	.294	27	68	11	20	3	1	0	7	0	0	4	25	0
Perez	.197	54	142	15	28	2	5	2	18	5	3	20	40	3
Sedar	.287	61	202	48	58	9	5	8	30	1	0	28	54	17
Smajstrla	.304	63	270	38	82	11	10	1	29	6	2	14	21	19
Toothman	.232	62	211	32	49	6	2	8	30	3	1	34	54	8
Ybarra	.100	18	40	4	4	0	0	0	5	0	0	2	7	0

(Continued on next page)

(Niagara Falls, cont.)

PITCHER	W-L	ERA	G	GS	CG	SHO	SV	IP	H	R	ER	BB	SO
Cruz	2-0	3.21	12	1	1	0	1	28.0	21	12	10	13	27
DeVincenzo	1-0	0.00	1	1	0	0	0	5.0	3	0	0	7	6
Gibson	6-3	3.50	11	10	5	1	0	74.2	66	35	29	33	60
Guzman	5-3	5.14	22	4	1	0	2	77.0	76	56	44	47	65
Heath	3-6	5.40	14	14	0	0	0	73.1	63	54	44	63	57
Henley	3-3	3.95	19	0	0	0	2	43.1	38	21	19	22	54
Kinsel	0-0	9.00	1	0	0	0	0	1.0	3	1	1	0	1
Moses	8-4	3.53	29	5	2	0	10	79.0	73	34	31	24	60
Noworyta	1-0	1.00	1	1	1	0	0	9.0	4	1	1	5	5
Schneider	0-1	6.00	7	0	0	0	2	9.0	12	7	6	6	5
Sedar	0-0	3.86	3	0	0	0	0	7.0	5	4	3	7	9
Skinner	2-6	4.93	14	14	1	0	0	69.1	77	55	38	34	72
Sunde	6-2	3.47	15	14	2	0	0	83.0	91	42	32	28	52
Trujillo	5-4	2.39	12	12	3	1	0	79.0	54	33	21	25	100
TOTALS	0	0	0	0	0	0	0	0	0	0	0	0	0

SARASOTA (FL) WHITE SOX GULF COAST LEAGUE (ROOKIE)

PLAYER	AVG	G	AB	R	H	2B	3B	HR	RBI	SH	SF	BB	SO	SB
Capellan	.125	26	40	5	5	2	0	0	4	1	1	0	6	0
Christenson	.267	60	217	42	58	11	3	3	28	2	4	25	30	8
Diaz	.235	17	34	4	8	0	1	0	6	2	2	9	7	0
Hernandez	.125	20	40	3	5	0	0	0	2	0	0	4	17	2
Hansuker	.169	25	59	5	10	1	0	0	4	0	0	3	15	0
Johnson	.197	39	127	8	25	4	0	3	18	1	0	4	36	0
Jones	.254	30	63	10	16	3	1	1	14	0	0	9	23	3
Karkovice	.262	60	214	34	56	6	0	7	32	1	2	29	73	5
Keeton	.323	54	192	37	62	8	1	2	26	5	2	28	24	8
Koch	.300	17	10	0	3	0	0	0	0	0	0	1	3	1
McGee	.253	61	194	31	49	10	1	2	27	3	1	42	57	18
McLaughlin	.350	63	237	48	83	9	1	1	25	2	4	35	29	32
Pino	.217	53	175	33	38	12	2	1	20	1	5	36	38	16
Sandy	.271	59	221	33	60	12	3	1	36	1	6	21	22	4
Stovall	.105	17	38	1	4	0	0	0	1	0	0	8	13	0
Walsh	.211	48	95	14	20	5	0	0	11	6	1	16	20	9
Williams	.298	31	104	19	31	2	1	1	11	1	2	10	27	9

PITCHER	W-L	ERA	G	GS	CG	SHO	SV	IP	H	R	ER	BB	SO
Blanco	0-0	7.36	7	0	0	0	0	7.1	8	7	6	5	2
Butler	6-3	3.68	12	12	3	1	0	80.2	82	44	33	38	42
Concepcion	1-3	4.28	16	0	0	0	2	40.0	47	23	19	34	31
Correa	5-2	2.75	10	8	1	0	0	59.0	40	23	18	27	53
DeVincenzo	9-1	1.98	12	11	8	1	0	86.1	59	21	19	27	94
Diaz	0-0	4.50	1	0	0	0	0	2.0	2	1	1	2	1
Gonzales	2-3	4.98	10	6	1	0	0	34.1	39	27	19	20	24
Howard	2-0	3.75	2	2	0	0	0	12.0	12	5	5	2	8
McKeon	3-1	1.86	4	4	3	2	0	29.0	22	7	6	2	43
Plasensia	0-0	6.43	4	0	0	0	0	7.0	10	6	5	5	4
Ruckebell	2-2	4.88	10	1	0	0	1	24.0	27	16	13	11	17
Stacey	1-0	3.58	10	5	0	0	0	27.2	23	17	11	32	23
Storer	3-2	3.71	14	1	0	0	2	26.2	29	14	11	16	18
Taylor	6-6	3.12	14	12	8	0	1	95.1	100	48	33	15	39
Trujillo	0-0	1.23	1	1	0	0	0	7.1	1	2	1	4	6

TRADING REGULATIONS

In Effect:

Waiver Requirements

From Midnight —

To Midnight —

(Within Own League)

No Waivers Necessary Last Day of Season

June 15

League Waivers June 15

Last Day of Season

(Inter-League)

No Waivers (inter-league trading periods) a) 5 Days After End of World Series

Last Business Day of Winter Meetings

b) Feb. 15

April 15

League Waivers (assignor's league) Winter Meetings

June 15

Major League Waivers June 15

Last Day of Season

League Waivers (assignor's league) Last Day of Season

4 Days After End of World Series

WHITE SOX 1983 SCHEDULE

SUN.	MON.	TUES.	WED.	THURS.	FRI.	SAT.
APRIL						1 DET 12:30
						2 DET 1:15
3 DET 12:30	4 TEX 7:30	5 TEX 7:30	6 TEX 7:30	7	8 DET 12:30	9 DET 1:15
10 DET 12:30	11	12 BAL 1:15	13	14 BAL 1:15	15 DET 7:30	16 DET 1:15
17 DET 1:15	18	19 N.Y. 7:30	20 N.Y. 7:30	21	22 CLE 1:05	23 CLE 1:05
24 CLE 1:05	25	26 MIL 6:00	27 MIL 6:00	28	29 TOR 6:30	30 TOR 12:30
1 TOR 12:30	2 MIL 7:30	3 MIL 7:30	4 MIL 7:30	5	6 CLE 7:30	7 CLE 1:15
8 CLE 1:15	9 TOR 7:30	10	11 TOR 7:30	12	13 N.Y. 7:00	14 N.Y. 12:20
15 N.Y. 1:00	16 BAL 6:35	17 BAL 6:35	18 BAL 6:35	19	20 K.C. 7:35	21 K.C. 1:20
22 K.C. 1:30	23 BOS 7:30	24 BOS 7:30	25 BOS 7:30	26 TEX 7:30	27 TEX 7:30	28 TEX 3:05
29 TEX 1:15	30 BOS 1:05	31 BOS 6:35	MAY			

- ◆ TV Games on WFLD-TV (32)
- Sportsvision Games

All away times local Chicago

SUN.	MON.	TUES.	WED.	THURS.	FRI.	SAT.
JUNE						1 BOS 6:35
						2 K.C. 7:30
						3 K.C. 7:30
						4 K.C. 5:55
5 K.C. 12:30-DH	6	7 CAL 9:30	8 CAL 9:30	9 CAL 9:30	10 OAK 9:35	11 OAK 3:05
12 OAK 2:35-DH	13 CAL 7:30	14 CAL 7:30	15 CAL 7:30	16	17 OAK 7:30	18 OAK 12:20
19 OAK 1:15	20 SEA 7:30	21 SEA 7:30	22 SEA 7:30	23 MIN 1:15	24 MIN 7:30	25 MIN 7:30
26 MIN 1:15	27 SEA 9:35	28 SEA 9:35	29 SEA 2:35	30		

JULY

SUN.	MON.	TUES.	WED.	THURS.	FRI.	SAT.
						1 MIN 7:35
						2 MIN 7:35
						3 MIL 7:30
						4 MIL 1:15
5 MIN 1:15	6 MIN 12:25	All-Star Old Timers Game & All-ML All-Star Workouts		50th Anniversary All-Star Game Comiskey Park		9 MIL 1:15
10 MIL 1:15	11 CLE 7:30	12 CLE 7:30	13 CLE 7:30	14 TOR 7:30	15 TOR 7:30	16 TOR 5:55
17 TOR 1:15	18 CLE 6:35	19 CLE 6:35	20 CLE 6:35	21 MIL 7:30	22 MIL 7:30	23 MIL 7:30
24 MIL 1:30	25 TOR 6:30	26 TOR 6:30	27 TOR 6:30	28	29 N.Y. 7:30	30 N.Y. 7:30
31 N.Y. 1:15						

Home Away



SUN.	MON.	TUES.	WED.	THURS.	FRI.	SAT.
						1 N.Y. 7:30
						2 DET 7:30
						3 DET 7:30
						4 DET 7:30
						5 BAL 6:35
						6 BAL 6:35
7 BAL 1:05	8 DET 6:35	9 DET 6:35	10 DET 6:35	11 BAL 7:30	12 BAL 7:30	13 BAL 7:30
14 BAL 1:15	15 N.Y. 7:00	16 N.Y. 7:00	17 N.Y. 7:00	18	19 TEX 5:35-DH	20 TEX 7:35
21 TEX 7:35	22 K.C. 7:35	23 K.C. 7:35	24 K.C. 7:35	25	26 BOS 7:30	27 BOS 5:55
28 BOS 1:15	29 TEX 7:30	30 TEX 7:30	31 K.C. 7:30	AUGUST		


Lower & Upper Deck Box Seats \$7
Reserved \$5 & \$4
General Admission \$3

SUN.	MON.	TUES.	WED.	THURS.	FRI.	SAT.
						1 K.C. 7:30
						2 BOS 6:35
						3 BOS 1:15
4 BOS 1:00	5 OAK 1:15	6 OAK 7:30	7 OAK 7:30	8	9 CAL 7:30	10 CAL 7:30
11 CAL 5:55	12	13 MIN 7:35	14 MIN 7:35	15 SEA 7:30	16 SEA 7:30	17 SEA 7:30
18 SEA 1:15	19 MIN 7:30	20 MIN 7:30	21 MIN 7:30	22 CAL 9:30	23 CAL 9:30	24 CAL 3:00
25 CAL 1:00	26	27 OAK 9:15	28 OAK 2:15	29 OAK 9:35	30 SEA 9:35	
						1 SEA 9:35
						2 SEA 3:35

OCTOBER

Follow the Sox on SportsVision: For information Call 693-9200 or your Local Cable Company.

We're dedicated to sports and fitness. It's a special touch that makes Hyatt the first choice of athletes and fans everywhere. And the reason that we were chosen the official headquarters hotel of the 1983 Baseball All-Star game.



winning

HYATT REGENCY  CHICAGO

IN ILLINOIS CENTER

CHICAGO WHITE SOX FANS, THIS BUD'S FOR YOU.

