


White Sox

1988 CHICAGO WHITE SOX MEDIA GUIDE

COMISKEY PARK

HOME OF THE WHITE SOX

1988



Miller[®]



MADE THE AMERICAN WAY

Brewed by The Miller Brewing Company, Milwaukee, Wisconsin



More publications available at:

www.retroseasons.com/library/

1988 CHICAGO WHITE SOX

No.	Pitchers	B	T	Ht.	Wt.	Birthdate	Birthplace	Residence	'87 Club	W-L	ERA
45	Blasucci, Tony	L	L	6-3	216	4/28/62	Athens, O.	Miramar, Fla.	Daytona Beach Birmingham	4-2 1-0	2.31 2.70
52	Davis, Joel	L	R	6-5	205	1/30/65	Jacksonville, Fla.	Naperville, Ill.	White Sox Hawaii	1-5 6-7	5.73 3.71
31	Davis, John	R	R	6-7	215	1/5/63	Chicago, Ill.	San Diego, Calif.	Omaha Kansas City	4-3 5-2	2.66 2.27
26	Horton, Rick	L	L	6-2	195	7/30/59	Poughkeepsie, N.Y.	St. Louis, Mo.	St. Louis	8-3	3.82
38	LaPoint, Dave	L	L	6-3	231	7/29/59	Glens Falls, N.Y.	Glens Falls, N.Y.	St. Louis Louisville	1-1 5-5	6.75 4.03
47	Long, Bill	R	R	6-0	185	2/29/60	Cincinnati, O.	Buffalo, N.Y.	White Sox Hawaii	6-3 2-0	2.94 4.15
40	McDowell, Jack	R	R	6-5	179	1/16/66	Van Nuys, Calif.	Van Nuys, Calif.	White Sox Sarasota	8-8 0-0	4.37 2.57
34	Patterson, Ken	L	L	6-4	210	7/8/64	Costa Mesa, Calif.	McGregor, Tex.	Birmingham White Sox	1-2 3-0	7.84 1.93
48	Pawlowski, John	R	R	6-2	175	9/6/63	Johnson City, N.Y.	Binghamton, N.Y.	Ft. Lauderdale Albany	1-3 3-6	6.33 3.96
33	Perez, Melido	R	R	6-4	180	2/15/66	San Cristobal, D.R.	San Cristobal, D.R.	Hawaii Birmingham	0-0 5-6	0.00 4.70
42	Peterson, Adam	R	R	6-3	190	12/11/65	Long Beach, Calif.	Vancouver, Wash.	White Sox Ft. Myers	0-0 4-3	13.50 2.38
36	Searage, Ray	S	L	6-1	180	5/1/55	Freeport, N.Y.	St. Petersburg, Fla.	Memphis Kansas City	8-5 1-1	3.53 7.84
58	Segura, Jose	R	R	5-11	180	1/26/63	Fundacion, D.R.	Fundacion, D.R.	Birmingham White Sox	12-9 0-0	3.90 13.50
37	Thigpen, Bobby	R	R	6-3	195	7/17/63	Tallahassee, Fla.	St. Petersburg, Fla.	Hawaii White Sox	2-3 7-5	6.15 2.73
41	Winn, Jim	R	R	6-3	218	9/23/59	Stockton, Calif.	Springfield, Mo.	Hawaii White Sox	2-3 4-6	6.15 4.79
50	Wojna, Ed	R	R	6-1	187	8/20/60	Bridgeport, Conn.	Santee, Calif.	White Sox San Diego Las Vegas	0-3 7-5	5.89 4.03

No.	Catchers	B	T	Ht.	Wt.	Birthdate	Birthplace	Residence	'87 Club	Avg.	G
72	Fisk, Carlton	R	R	6-2	225	12/26/47	Bellow Falls, Vt.	Lockport, Ill.	White Sox	.256	135
5	Karkovice, Ron	R	R	6-1	215	8/8/63	Union, N.J.	Orlando, Fla.	White Sox Hawaii	.071 .183	39 34
27	Salas, Mark	L	R	6-0	205	3/8/61	Montebello, Calif.	Upland, Calif.	Minnesota New York (A.L.) Columbus	.378 .200 .233	22 50 12

No.	Infielders	B	T	Ht.	Wt.	Birthdate	Birthplace	Residence	'87 Club	Avg.	G
25	Bertolani, Jerry	R	R	6-3	170	3/28/64	Martinez, Calif.	Sarasota, Fla.	Daytona Beach Birmingham	.304 .298	114 24
30	Forrester, Tom	L	L	6-3	185	4/16/64	Toms River, N.J.	Toms River, N.J.	Hawaii Birmingham	.190 .289	58 59
23	Garcia, Santiago	R	R	6-0	165	12/8/65	Barrio Filipana, D.R.	S.P. de Macoris, D.R.	Knoxville	.297	63
13	Guillen, Ozzie	L	R	5-11	150	1/20/64	Oculare del Tuy, Ven.	Miranda, Ven.	White Sox	.279	149
15	Hill, Donnie	S	R	5-10	160	11/12/60	Pomona, Calif.	Laguna Niguel, Calif.	White Sox Hawaii*	.239 .391	111 7
12	Lyons, Steve	L	R	6-3	192	6/3/60	Tacoma, Wash.	Scottsdale, Ariz.	Hawaii White Sox	.285 .280	47 76
10	Manrique, Fred	R	R	6-1	175	11/5/61	Bolivar, Ven.	Lara, Ven.	White Sox	.258	115
28	Martinez, Carlos	R	R	6-5	175	8/11/65	LaGuaira, Ven.	LaGuaira, Ven.	Hawaii Birmingham	.247 .233	83 9
29	Walker, Greg	L	R	6-3	212	10/6/59	Douglas, Ga.	Douglas, Ga.	White Sox	.256	157
7	Williams, Kenny	R	R	6-1	189	4/6/64	Berkeley, Calif.	San Jose, Calif.	Hawaii White Sox	.269 .281	35 116

No.	Outfielders	B	T	Ht.	Wt.	Birthdate	Birthplace	Residence	'87 Club	Avg.	G
3	Baines, Harold	L	L	6-2	194	3/15/59	Easton, Md.	St. Michaels, Md.	White Sox	.293	132
8	Boston, Daryl	L	L	6-3	203	1/4/63	Cincinnati, O.	Cincinnati, O.	White Sox Hawaii	.258 .299	103 21
22	Calderon, Ivan	R	R	6-1	221	3/19/62	Luiza, P.R.	Luiza, P.R.	White Sox	.293	144
17	Hairston, Jerry	S	R	5-10	196	2/26/52	Birmingham, Ala.	Naperville, Ill.	White Sox	.230	66
1	Johnson, Lance	L	L	5-11	155	7/7/63	Cincinnati, O.	Mobile, Ala.	Louisville St. Louis	.333 .220	116 33
24	Magallanes, Willie	R	R	6-4	187	7/10/66	Miranda, Ven.	Miranda, Ven.	Daytona Beach	.267	69
14	Morman, Russ	R	R	6-4	215	4/28/62	Independence, Mo.	Lees Summit, Mo.	Hawaii	.269	89
44	Pasqua, Dan	L	L	6-0	203	10/17/61	Yonkers, N.Y.	Hackensack, N.J.	New York (A.L.) Columbus	.233 .341	113 23
21	Redus, Gary	R	R	6-1	188	11/1/64	Limestone Co., Ala.	Decatur, Ala.	White Sox	.236	130

*Rehabilitation assignment

K SPRING TRAINING ROSTER

G	GS	CG	SHO	SV	IP	H	BB	SO
33	2	0	0	9	58.1	38	27	64
12	0	0	0	0	13.1	7	7	16
13	9	1	0	0	55.0	56	29	25
17	16	4	1	1	111.2	90	45	52
43	0	0	0	7	50.2	34	27	44
27	0	0	0	2	43.2	29	26	24
67	6	0	0	7	125.0	127	42	55
6	2	0	0	0	16.0	26	5	8
14	13	4	0	0	91.2	93	27	70
14	12	2	1	0	82.2	69	31	43
2	2	0	0	0	13.0	15	4	6
29	23	5	2	1	169.0	179	28	72
2	1	0	0	0	7.0	4	1	12
4	4	1	1	0	20.2	19	8	17
4	4	0	0	0	28.0	16	6	15
9	9	0	0	0	42.2	46	31	36
24	8	1	0	5	63.2	59	31	47
3	0	0	0	2	3.1	1	3	5
35	8	0	0	3	69.0	70	38	57
2	0	0	0	0	3.2	7	3	2
8	8	5	1	0	64.1	51	7	51
20	20	5	2	0	133.2	125	20	126
3	3	0	0	0	10.1	18	5	5
26	26	2	1	0	170.2	165	73	124
1	1	0	0	0	4.0	8	3	1
58	0	0	0	2	55.2	56	24	33
3	1	0	0	1	7.1	6	3	5
43	12	0	0	4	107.0	136	59	54
51	0	0	0	16	89.0	86	24	52
9	9	2	1	8	52.2	72	14	17
56	0	0	0	6	94.0	95	62	44
5	3	0	0	0	18.1	25	6	13
18	16	1	1	0	96.0	97	42	47

AB	R	H	2B	3B	HR	RBI	BB	SO	SB
454	68	116	22	1	23	71	39	72	1
85	7	6	0	0	2	7	7	40	3
104	15	19	3	0	4	11	8	37	3
45	8	17	2	0	3	9	5	6	0
115	13	23	4	0	3	12	10	17	0
43	5	10	1	0	2	4	5	8	0

AB	R	H	2B	3B	HR	RBI	BB	SO	SB
408	87	124	28	6	4	59	61	60	23
94	13	28	3	3	0	6	7	15	6
179	16	34	10	0	6	26	12	30	1
204	27	59	8	0	10	27	21	45	0
255	28	71	12	5	3	22	10	22	7
560	64	156	22	7	2	51	22	52	25
410	57	98	14	6	9	46	30	35	1
23	10	9	2	0	2	6	2	1	2
167	26	48	11	0	2	16	22	27	7
193	26	54	11	1	1	19	12	37	4
298	30	77	13	3	4	29	19	69	5
304	32	75	15	1	3	36	14	50	3
30	2	7	1	0	0	0	1	6	2
566	85	145	33	2	27	94	75	112	2
134	19	36	2	1	2	0	9	27	5
391	48	110	18	2	11	50	10	83	21

AB	R	H	2B	3B	HR	RBI	BB	SO	SB
505	59	148	26	4	20	93	46	82	0
337	51	87	21	2	10	29	25	68	12
77	14	23	3	0	5	13	10	10	10
542	93	159	38	2	28	83	60	109	10
126	14	29	8	0	5	20	25	25	0
477	89	159	21	11	5	50	49	45	42
59	4	13	2	1	0	7	4	6	6
221	30	59	4	4	11	44	24	64	5
294	52	79	19	2	9	53	60	57	5
318	42	74	7	1	17	42	40	99	0
85	16	29	6	0	6	15	5	21	2
475	78	112	26	6	12	48	69	90	52

NUMERICAL ROSTER

- 1 Lance Johnson, OF
- 2 Retired (Nellie Fox)
- 3 Harold Baines, OF
- 4 Retired (Luke Appling)
- 5 Ron Karkovice, C
- 7 Kenny Williams, IF
- 8 Daryl Boston, OF
- 9 Retired (Minnie Minoso)
- 10 Fred Manrique, IF
- 11 Retired (Luis Aparicio)
- 12 Steve Lyons, IF/OF
- 13 Ozzie Guillen, IF
- 14 Russ Morman, OF
- 15 Donnie Hill, IF
- 16 Retired (Ted Lyons)
- 17 Jerry Hairston, OF
- 18 Jim Fregosi, Manager
- 19 Retired (Billy Pierce)
- 20 Bill Lindsey, C
- 21 Gary Redus, OF
- 22 Ivan Calderon, OF
- 23 Santiago Garcia, IF
- 24 Willie Magallanes, OF
- 25 Jerry Bertolani, IF
- 26 Rick Horton, LHP
- 27 Mark Salas, C
- 28 Carlos Martinez, IF
- 29 Greg Walker, IF
- 30 Tom Forrester, IF
- 31 John Davis, RHP
- 32 Tim Hulett, IF
- 33 Melido Perez, RHP
- 34 Ken Patterson, LHP
- 35 Ed Brinkman, Coach
- 36 Ray Searage, LHP
- 37 Bobby Thigpen, RHP
- 38 Dave LaPoint, LHP
- 39 Glen Rosenbaum, Coach
- 40 Jack McDowell, RHP
- 41 Jim Winn, RHP
- 42 Adam Peterson, RHP
- 43 Grady Hall, LHP
- 44 Dan Pasqua, OF
- 45 Tony Blazucci, LHP
- 46 Jerry Reuss, LHP
- 47 Bill Long, RHP
- 48 John Pawlowski, RHP
- 50 Ed Wojna, RHP
- 49 Dyar Miller, Coach
- 51 Walt Williams, Coach
- 52 Joel Davis, RHP
- 53 Ron Clark, Coach
- 54 Don Rowe, Coach
- 55 Cal Emery, Coach
- 56 Daryl Sconiers, IF
- 57 Dave Gallagher, OF
- 58 Jose Segura, RHP
- 59 Mike Woodard, IF
- 60 Greg Hibbard, LHP
- 61 Steve Rosenberg, LHP
- 62 Jeff Bittiger, RHP
- 63 Ricky Barlow, RHP
- 64 Carl Willis, RHP
- 66 Ken Berry, instructor
- 67 Sam Ellis, instructor
- 68 Terry Bevington, instructor
- 69 Art Kusnyer, instructor
- 70 Jeff Schaefer, IF
- 71 Matt Merullo, C
- 72 Carlton Fisk, C
- 73 Eric Milbolland, C

Bold indicates 40-man roster

SPRING TRAINING NON-ROSTER INVITEES

No.	Pitchers	B	T	Ht.	Wt.	Birthdate	Birthplace	Residence	'87 Club	W-L	ERA	G	GS	CG	SHO	SV	IP	H	BB	SO
63	Barlow, Ricky	R	R	6-2	170	3/21/63	Woodville, Tex.	Woodville, Tex.	Toledo	3-9	6.01	41	11	0	0	2	97.1	95	76	56
62	Bittiger, Jeff	R	R	5-10	175	4/13/62	Jersey City, N.J.	Colonia, N.J.	Portland	12-10	3.40	26	24	9	2	0	180.0	171	57	94
43	Hall, Grady	R	L	6-4	200	5/29/64	Findlay, O.	Findlay, O.	Minnesota	1-0	5.40	3	1	0	0	0	8.1	11	0	5
60	Hibbard, Greg	L	L	6-0	180	9/13/64	New Orleans, La.	Gulfport, Miss.	Birmingham	3-5	3.72	10	10	1	0	0	58.0	54	20	30
46	Reuss, Jerry	L	L	6-5	227	6/19/49	St. Louis, Mo.	La Canada, Calif.	Sarasota	1-1	4.09	3	1	0	0	1	11.0	12	2	11
61	Rosenberg, Steve	L	L	6-0	185	10/31/64	Brooklyn, N.Y.	Coral Springs, Fla.	Appleton	7-2	1.11	9	9	2	1	0	64.2	53	18	61
64	Willis, Carl	L	R	6-4	210	12/28/60	Danville, Va.	Chapel Hill, N.C.	Fl. Myers	2-1	1.88	3	3	3	1	0	24.0	20	3	20
71	Merullo, Matt	L	R	6-2	200	8/4/65	Ridgefield, Conn.	Ridgefield, Conn.	Memphis	7-6	3.23	16	16	3	1	0	106.0	102	21	55
73	Miltholland, Eric	R	R	6-2	195	7/19/63	Fl. Wayne, Ind.	Uniondale, Ind.	Los Angeles	0-0	4.50	1	0	0	0	0	2.0	2	0	2
20	Lindsey, Bill	R	R	6-3	195	4/12/60	Staten Island, N.Y.	Boca Raton, Fla.	Cincinnati	0-5	7.79	7	7	0	0	0	34.2	52	12	10
70	White Sox	L	R	6-2	200	8/4/65	Ridgefield, Conn.	Ridgefield, Conn.	California	4-5	5.25	17	16	1	1	0	82.1	112	17	37
72	Daytona Beach	L	R	6-2	200	8/4/65	Ridgefield, Conn.	Ridgefield, Conn.	Albany	4-4	2.25	32	0	0	0	15	40.0	33	12	24
74	Birmingham	R	R	6-2	195	7/19/63	Fl. Wayne, Ind.	Uniondale, Ind.	Columbus	4-1	4.08	21	0	0	0	2	35.1	43	18	27
75	Daytona Beach	L	R	6-2	195	7/19/63	Fl. Wayne, Ind.	Uniondale, Ind.	Nashville	6-4	3.33	53	0	0	0	5	83.2	97	30	54

No.	Catchers	B	T	Ht.	Wt.	Birthdate	Birthplace	Residence	'87 Club	Avg.	G	AB	R	H	2B	3B	HR	RBI	BB	SO	SB
20	Lindsey, Bill	R	R	6-3	195	4/12/60	Staten Island, N.Y.	Boca Raton, Fla.	Birmingham	.282	63	206	35	58	10	0	8	32	30	16	0
71	Merullo, Matt	L	R	6-2	200	8/4/65	Ridgefield, Conn.	Ridgefield, Conn.	Hawaii	.195	15	41	6	8	0	0	3	8	5	5	0
73	Miltholland, Eric	R	R	6-2	195	7/19/63	Fl. Wayne, Ind.	Uniondale, Ind.	White Sox	.188	9	16	2	3	0	0	0	1	0	3	0
74	Daytona Beach	L	R	6-2	200	8/4/65	Ridgefield, Conn.	Ridgefield, Conn.	Daytona Beach	.260	70	250	26	65	11	6	4	47	20	18	1
75	Birmingham	R	R	6-2	195	7/19/63	Fl. Wayne, Ind.	Uniondale, Ind.	Birmingham	.269	48	171	13	46	7	0	2	17	6	20	1
76	Daytona Beach	L	R	6-2	200	8/4/65	Ridgefield, Conn.	Ridgefield, Conn.	Daytona Beach	.241	104	320	44	77	8	1	1	25	36	41	5

No.	Infielders	B	T	Ht.	Wt.	Birthdate	Birthplace	Residence	'87 Club	Avg.	G	AB	R	H	2B	3B	HR	RBI	BB	SO	SB
32	Hulett, Tim	R	R	6-0	183	1/12/60	Springfield, Ill.	Springfield, Ill.	White Sox	.217	68	240	20	52	10	0	7	28	10	41	0
									Hawaii	.236	42	157	13	37	5	2	1	24	9	28	4
70	Schaefer, Jeff	R	R	5-10	170	5/31/60	Patchogue, N.Y.	Rockville, Md.	San Antonio	.304	101	368	39	112	18	2	0	37	13	49	2
									Albuquerque	.259	8	27	3	7	1	0	0	3	1	3	0
56	Sconiers, Daryl	L	L	6-2	199	10/3/58	San Bernardino, Calif.	Pomona, Calif.	San Jose	.313	98	336	46	105	19	2	9	49	52	63	15
									Hawaii	.305	40	118	18	36	10	0	4	18	23	12	1
59	Woodard, Mike	L	R	5-9	160	3/2/60	Melrose Park, Ill.	Maywood, Ill.	Phoenix	.201	45	169	24	34	6	0	0	14	18	10	8
									San Francisco	.211	10	19	0	4	1	0	0	1	0	1	0
									Tucson	.289	59	211	32	61	4	5	0	22	29	20	15

No.	Outfielders	B	T	Ht.	Wt.	Birthdate	Birthplace	Residence	'87 Club	Avg.	G	AB	R	H	2B	3B	HR	RBI	BB	SO	SB
57	Gallagher, Dave	R	R	6-0	180	9/20/60	Trenton, N.J.	Trenton, N.J.	Buffalo	.261	12	46	10	12	4	0	0	6	11	3	1
									Cleveland	.111	15	36	2	4	1	1	0	1	2	5	2
									Calgary	.306	75	268	45	82	27	2	3	46	37	36	12

1988 REGULAR-SEASON SCHEDULE

SUN	MON	TUES	WED	THU	FRI	SAT
APRIL						
	CAL		CAL	CAL	SEA	SEA
SEA		CAL	CAL	CAL	OAK	OAK
OAK	SEA	SEA	SEA	OAK	OAK	OAK
OAK		BOS	BOS	BOS	BAL	BAL

SUN	MON	TUES	WED	THU	FRI	SAT
JUNE						
			DET	TEX	TEX	TEX
TEX	MIN	MIN	MIN		MIL	MIL
MIL	MIN	MIN	MIN	MIL	MIL	MIL
MIL	KC	KC	KC		TEX	TEX
TEX	KC	KC	KC	NY		

SUN	MON	TUES	WED	THU	FRI	SAT
AUG						
	OAK	OAK	OAK		CAL	CAL
CAL	OAK	OAK	OAK	SEA	SEA	SEA
SEA		TOR	TOR	DET	DET	DET
DET	TOR	TOR	TOR		CLE	CLE
CLE	DET	DET	DET			

SUN	MON	TUES	WED	THU	FRI	SAT
OCTOBER						
KC						KC

HOME GAMES HALF-PRICE NIGHTS
 WILD-TV SportsVision

SUN	MON	TUES	WED	THU	FRI	SAT
MAY						
BAL	NY	NY	BOS	BOS	BAL	BAL
BAL	BAL	NY	NY		TOR	TOR
TOR	TOR	CLE	CLE	CLE	DET	DET
DET	CLE	CLE	CUBS	TOR	TOR	TOR
TOR		DET				

SUN	MON	TUES	WED	THU	FRI	SAT
JULY						
NY	BAL	BAL	BAL		NY	NY
BOS				NY	NY	NY
NY		BAL	BAL	BOS	BOS	BOS
	SEA	SEA	SEA	CAL	CAL	CAL

SUN	MON	TUES	WED	THU	FRI	SAT
SEPT						
	CLE	MIL			MIN	MIN
MIN	MIL	MIL	MIL	MIN	MIN	MIN
MIN	TEX	TEX	TEX		KC	KC
KC	TEX	TEX	TEX	KC	KC	KC

SPRING TRAINING

SPRING HEADQUARTERS

Payne Park
2052 Adams Lane
Sarasota, FL 34237

Payne Park General Offices	813/954-0593
Payne Park Public Relations	813/366-7659
Payne Park Press Box	813/366-7966
Payne Park Ticket Office	813/953-3388
Day Inn (Hotel Headquarters)	813/355-9721

Spring Training Exhibition Schedule

Date	Opponent	Site	Time (EST)
Saturday, March 5	<u>Boston</u>	Winter Haven	1:30 p.m.
Sunday, March 6	<u>Philadelphia</u>	Sarasota	3:00 p.m.
Monday, March 7	Pittsburgh	Bradenton	1:05 p.m.
Tuesday, March 8	<u>N.Y. Yankees</u>	Sarasota	1:30 p.m.
Wednesday, March 9	Boston	Sarasota	1:30 p.m.
Thursday, March 10	St. Louis	St. Petersburg	1:05 p.m.
Friday, March 11	<u>N.Y. Yankees</u>	Sarasota	1:30 p.m.
Saturday, March 12	<u>Pittsburgh</u>	Sarasota	1:30 p.m.
Sunday, March 13	<u>Minnesota</u>	Sarasota	1:30 p.m.
Monday, March 14	St. Louis*	Sarasota	1:30 p.m.
	<u>N.Y. Yankees*</u>	Ft. Lauderdale	7:30 p.m.
Tuesday, March 15	Detroit*	Sarasota	1:30 p.m.
	N.Y. Yankees*	Ft. Lauderdale	7:30 p.m.
Wednesday, March 16	Baltimore	Miami	7:30 p.m.
Thursday, March 17	Cincinnati*	Sarasota	1:30 p.m.
	Montreal*	W. Palm Beach	1:05 p.m.
Friday, March 18	Pittsburgh	Sarasota	1:30 p.m.
Saturday, March 19	<u>Texas</u>	Sarasota	1:30 p.m.
Sunday, March 20	Texas	Port Charlotte	1:30 p.m.
Monday, March 21	Toronto*	Sarasota	1:30 p.m.
	Detroit*	Lakeland	7:30 p.m.
Tuesday, March 22	<u>Minnesota</u>	Orlando	1:30 p.m.
Wednesday, March 23	Texas (WFLD-TV)	Sarasota	1:30 p.m.
Thursday, March 24	<u>Texas</u>	Port Charlotte	7:30 p.m.
Friday, March 25	Detroit	Sarasota	1:30 p.m.
Saturday, March 26	<u>Toronto</u>	Dunedin	1:30 p.m.
Sunday, March 27	<u>Pittsburgh</u>	Bradenton	1:05 p.m.
Monday, March 28	<u>Detroit</u> (WFLD-TV)	Sarasota	1:30 p.m.
Tuesday, March 29	Cincinnati (Cable TV)	Sarasota	1:30 p.m.
Wednesday, March 30	Texas (Cable TV)	Sarasota	1:30 p.m.
Thursday, March 31	St. Louis (WFLD-TV)	St. Petersburg	1:05 p.m.
Friday, April 1	Cincinnati	Nashville, Tenn.	3:00 p.m.
Saturday, April 2	<u>Cleveland</u>	Nashville, Tenn.	2:30 p.m.
*Split-squad game	<u>WMAQ Radio</u>		

Spring Training Chronology

Site	Years	Site	Years
Excelsior Springs, Mo.	1901-02	Winter Haven, Fla.	1924
Mobile, Ala.	1903	Shreveport, La.	1925-28
Marlin Springs, Tex.	1904	Dallas, Tex.	1929
New Orleans, La.	1905-06	San Antonio, Tex.	1930-32
Mexico City, Mex.	1907	Pasadena, Calif.	1933-42
Los Angeles, Calif.	1908	French Lick, Ind.	*1943-44
San Francisco, Calif.	1909-10	Terre Haute, Ind.	*1945
Mineral Wells, Tex.	1911	Pasadena, Calif.	1946-50
Waco, Tex.	1912	Pasadena/Palm Springs, Calif.	1951
Paso Robles, Calif.	1913-15	Pasadena/El Centro, Calif.	1952
Mineral Wells, Tex.	1916-19	El Centro, Calif.	1953
Waco, Tex.	1920	Tampa, Fla.	1954-59
Waxahachie, Tex.	1921	<i>Sarasota, Fla.</i>	<i>1960-Present</i>
Seguin, Tex.	1922-23	*World War II years	

CONTENTS

Insert

Regular-Season Schedule
Alphabetical Roster
Numerical Roster
Non-Rostered Players Roster
Spring Training Schedule and Information

Body

Staff	3-18
Club Directory	4-6
Officers	6-10
Manager Jim Fregosi	11-12
Coaches	12-17
Ed Brinkman	12-13
Ron Clark	13
Cal Emery	14
Dyar Miller	15
Glen Rosenbaum	15-16
Don Rowe	16
Walt Williams	17
Support Staff	17-18
Players	19-92
Rostered Players	20-80
Non-Rostered Players	81-92
1987 Review	93-104
Final Standings	94
Facts and Figures	95
Highs and Lows	96-97
Day-By-Day	98-99
Hitting Statistics	100-101
Pitching Statistics	101-102
Fielding	103-104
Attendance	104
History	105-130
Franchise History	106-109
Significant Dates	110-112
Post-Season	113-114
Comiskey Park	115-117
Comiskey Park Facts	118
Roofshots and Bleacher Homers	119
All-Time Roster	120-130
Records	131-156
All-Time Records	132-133
Team Records	133-134

CREDITS

The 1988 Chicago White Sox Media Guide is published by the club's public relations office. It is edited by Paul Jensen, assistant vice president-public relations, with assistance from Tim Clodjeaux, manager of media relations, secretary Joyce Ulleweit, and intern Susan Selig. A special appreciation is extended to Rich Lindberg, an active member of the Society For American Baseball Research (SABR) who harbors a special interest in White Sox history, for his assistance and research. Additional information is available to accredited media members through the White Sox public relations office. Cover design by Paul Jensen. Photographic contributions from Tony Inzerillo, Bill Smith, and Ron Vesely.

(Contents continued)

Individual Records	134-135
Single-Season Batting	134
Single-Season Pitching	134-135
Career Batting	135
Career Pitching	135
Single-Season Batting Leaders	136-137
Single-Season Pitching Leaders	138-139
Career Batting Leaders	139-141
Career Pitching Leaders	141-142
Statistics By Position	142-143
Year-By-Year Results	143-144
Year-By-Year Batting Leaders	145-146
Year-By-Year Pitching Leaders	146-148
League Leaders	148
Best Records	148
Opening Day Records	149
Top Homer Seasons	149
Streaks	150-152
No-Hitters	152
One-Hitters	153
Doubleheader Shutouts	154
Single-Game Strikeouts	154
Longest Games	155
Highest-Scoring Games	155
Triple Plays	156
Most Rookie Wins	156
Miscellaneous	157-164
Managers	158
Coaches	159
All-Stars	159-160
Milestone Victories	160
All-Stars	161
Expansion Draft Losses	161
Hall of Famers	162
Most Recent Sweeps	162-163
Inside-The-Park Homers	163
Attendance	164
Minor Leagues	165-174
Organization	166-167
Final 1987 Standings	168-170
Final 1987 Statistics	171-174
Media	175-184
Guidelines	176-177
Broadcasting	178-180
Media Directory	181-182
P.R. Phones	183-184

TEAM ACCOMMODATIONS

Baltimore: Sheraton Inner Harbor Hotel (301/962-8300)

Boston: Marriott Copley Place (617/236-5800)

California: Doubletree Inn (714/634-4500)

Cleveland: Hollenden House (216/621-0700)

Detroit: Omni International Hotel (313/222-7700)

Kansas City: Adams Mark (816/737-0200)

Milwaukee: Hyatt Regency (414/276-1234)

Minnesota: Marriott (612/349-4000)

Oakland: Airport Hyatt (415/562-6100)

New York: Grand Hyatt (212/883-1234)

Seattle: Crowne Plaza (206/464-1980)

Texas: Sheraton Centre Park (817/261-8200)

Toronto: Sheraton Centre (416/361-1000)

STAFF



White Sox manager Jim Fregosi discussing baseball with a friend.

CLUB DIRECTORY

Chicago White Sox
324 W. 35th Street
Chicago, IL 60616
312/924-1000
FAX: 312/924-3296

Board of Directors

Jerry Reinsdorf, Chairman • Eddie Einhorn, President

Fred Brzozowski	Robert Lurie	Larry Pogofsky
Jack Gould	Robert Mazer	Lee Stern
Robert Judelson	Allan Muchin	Burton Ury
Charles Lubin	Jay Pinsky	Charles Walsh

Administration

Chairman of the Board	Jerry Reinsdorf
President	Eddie Einhorn
Executive Vice President	Howard Pizer
General Counsel	Allan Muchin
Secretary	Gerald Penner
Assistant to the Chairman	Sheri Berto
Administrative Staff	Gina Mensone, Lori Roppolo

Baseball Operations

Senior Vice President/General Manager	Larry Himes
Senior Vice President-Baseball	Jack Gould
Director of Scouting and Player Development	Al Goldis
Player Personnel Administrator	Daniel Evans
Minor League Administrator	Mitch Lukevics
Assistant Director of Scouting and Player Development	Steve Noworyta
Traveling Secretary	Glen Rosenbaum
Major League Scouting Analyst	Jeff Chaney
Administrative Staff	Nancy Nesnidal, Grace Zwit, Judi Miller

Marketing & Broadcasting

Senior Vice President-Marketing & Broadcasting	Mike McClure
Assistant Vice President-Advertising & Promotions	Chuck Johnsen
Director of Broadcast Sales	Ed Doody
Manager of Broadcast Operations	LauraJane Hyde
Television Broadcasters	John Rooney, Tom Paciorek
Radio Broadcasters	Lorn Brown, Del Crandall
Spanish-Language Radio Broadcasters	Frank Diaz, Jose Manuel Flores
Manager of Promotions & Special Events	Karen McDevitt
Administrative Assistant/Merchandise Coordinator	Sharon Sreniawski
Administrative Staff	Paula Fagus

Public Relations

Assistant Vice President-Public Relations	Paul Jensen
Comiskey Park extension	312/924-1000, X251
Comiskey Park direct line	312/624-6460
Home	312/983-1061
Manager of Media Relations	Tim Clodjeaux
Comiskey Park extension	312/924-1000, X250
Comiskey Park direct line	312/924-1412
Home	312/935-8954
Manager of Community Relations	Paul Reis
Administrative Staff	Joyce Ulleweit

Accounting

Vice President-Finance	Tim Buzard
Controller	Terry Savarise
Accounting Manager	Sandy Grobarcik
Accounting Staff	Mickey Yunker, Barb Grabowski, Kathy Bingham, Marcia Armis

Sales

Director of Ticket Administration	Millie Johnson
Coordinator of Season Ticket Sales	Jeff Cieply
Coordinator of Group Sales	John Furrer
Senior Account Executive	John McCartney
Sales Representatives	Doak Ewing, Christine Makowski, Alicia Fuller
Administrative Staff	Sherry Morgan, Guillermina Pineda

Sports Medicine

Head Trainer	Herman Schneider
Assistant Trainer	Mark Anderson
Director of Strength and Conditioning	Tim Wilson
Director of Minor League Physical Fitness	Vern Gambetta
Medical Director/Team Physician	James Boscardin, M.D.
Team Physicians	Hugo Cuadros, M.D., Scott Price, M.D., Bernie Feldman, M.D.
Team Ophthalmologist	David Orth, M.D.
Medical Liaison	Debbie Miller, R.N., Jean Mahoney

Park Operations

Director of Park Operations	David Schaffer
Assistant Director of Park Operations	Jim Folk
Head Groundskeeper	Roger Bossard
Groundskeeping Consultant	Gene Bossard
Reception Staff	Bob Dunne, Dan Knight, Jim Kucera, Larry Harding, Brian Kelly, Chris McGrath, Bill Mahon
Grounds Crew Supervisor	Leon Johnson
Security Supervisor	Dominic Rizzi

Tickets

Ticket Manager	Bob Devoy
Assistant Ticket Manager	John Sandquist
Administrative Staff	Sheila Rice

Purchasing, Construction, Maintenance and Super Suites

Director of Purchasing, Construction, Maintenance, and Super Suite Operation	Don Esposito
Assistant Director of Purchasing	Mike Spidale
Electrician	Joe Mahoney
Painter	John Calabrese
Carpenter	Pat McKernan
Plumber	Bob Hedricks
Mail Room	Paul Bulvan, Jerome Peete
Switchboard	Irene Kerwin
Super Suites	Dan Schnur, Sue Ryan
Administrative Staff	Tracy Mobley

Equipment

White Sox Clubhouse
Visiting Clubhouse
Umpires

Willie Thompson
Joe McNamara
Vince Fresso

Bards Room

Chef
Maitre d'
Kitchen Staff

Bards' Room Staff

Bartender

Roy Rivas
Jesse Faulkner
Jose Gomez, Opal Cox,
Wilhemina Robinson
Ann Harvey, Judy May,
Gus Valenti
Bob Bertucci

Park Entertainment

Organist
Public Address
Director of Scoreboard Operations
Scoreboard Staff

Soloist

Nancy Faust
Bob Finnegan
Joe Pausback
Tom Forrest, Mike Sheehan,
Jeff Szynal, Pat Sheehan,
Pat Ennis, Sergio Lozano
Roger Scanlan

OFFICERS

Jerry Reinsdorf Chairman of the Board

Opening Day age: 52. Born: February 25, 1936, Brooklyn, N.Y. Residence: Highland Park, Ill. Family: Married Martyl Rifkin; sons David (March 25, 1962), Michael (March 10, 1967), and Jonathan (December 17, 1969); daughter Susan (January 4, 1965).



White Sox chairman of the board shares billing with club president Eddie Einhorn as the franchise's two principal executives since heading the limited partnership that purchased the White Sox in January of 1981, Reinsdorf has become increasingly active in the affairs of baseball began second four-year term as member of baseball's prestigious Executive Council following the 1987 season also chairs the Ownership Committee, serves as a member of the Executive Committee of the Player Relations Committee, and holds a seat on the Long Range Planning Committee..... broadened his influence in the sports world in February, 1985 by purchasing controlling interest in the Chicago Bulls of the National Basketball Association one of Chicago's most respected businessmen, Reinsdorf plans to devote most of his time to his athletic interests since his January, 1988 completion of employment as chairman of the board of The Balcor Company he co-founded in the early 1970s Balcor is one of the nation's largest real estate investment firms acting as a fiduciary in various limited partnerships and trusts and enjoys aggregate real estate investments of approximately \$6.5 billion currently officed at his latest undertaking, Bojer Financial, Ltd. in downtown Chicago Reinsdorf also is a certified public accountant, an attorney, a specialist in real estate securities, and a registered mortgage underwriter and certified review appraiser former member of the boards of directors of Shearson Lehman Brothers, Inc. and the Northwestern University Law School Alumni Association currently serves on board of directors of the Educational Tape Recording For The Blind former attorney for the Internal Revenue Service lived in his native Brooklyn until attending college at George Washington University in Washington, D.C. law school at Northwestern University followed and brought him to Chicago where he located upon graduation.

Eddie Einhorn President

Opening Day age: 52. **Born:** January 3, 1936, Paterson, N.J. **Residence:** Chicago, Ill. **Family:** Daughter Jennifer (January 2, 1972) and son Jeffrey (September 26, 1974).

Innovative, astute, and colorful all aptly describe the White Sox president he and board chairman Jerry Reinsdorf are the franchise's two principal executives the far-sighted, respected sports entrepreneur and career television executive was a member of baseball's Television Negotiation Committee architect of baseball's six-year network television agreement, finalized in April of 1983, the largest television rights package in the history of sports maintains Comiskey Park office where he oversees overall daily operation of the White Sox front office in 1982, founded SportsVision of Chicago, the nation's premier regional sports channel SportsVision since has received four local Emmy Awards as well as the prestigious Ace Award, an honor for excellence in cable television, and has grown to service over one million homes throughout the Chicagoland market and portions of Indiana and Iowa instrumental in negotiating multi-million dollar agreements with ESPN and the major networks for the now-defunct United States Football League has been dubbed the "grandfather" of college basketball telecasts in the present and popular regionalized format as well as the national game-of-the-week in 1961, Einhorn founded the TVS Television Network, an independent television producer of sports programming his TVS credits included NCAA regular-season and playoff basketball, the World University Games from Moscow, the first sports broadcast from the People's Republic of China (an Emmy Award nominee), the famous 1968 UCLA-Houston basketball showdown from the Astrodome, the World Football League, and NASL soccer in 1973, Einhorn sold TVS to Corinthian Broadcasting, a Dun & Bradstreet subsidiary remained with TVS for five more years before joining CBS Sports as the executive producer of the "CBS Sports Spectacular" at CBS, Einhorn was responsible for over 400 hours of programming per year in 1980, Einhorn won a coveted Emmy Award for production of the sports special "The Gossamer Albatross, Flight of Imagination" teamed with law school classmate Reinsdorf in 1981 to head the limited partnership formed to purchase the White Sox holds bachelor's degree from the University of Pennsylvania graduate of the Northwestern University School of Law favorite diversion: professional wrestling participated in February, 1986 White Sox/Rodman and Renshaw Baseball Fantasy Camp as a camper.



Larry Himes Senior Vice President/ General Manager

Opening Day age: 47. **Born:** October 7, 1940, Riverside, Calif. **Family:** Married Lee Richardson.

Joined White Sox as vice president/general manager on October 29, 1986 named senior vice president in December of 1987 innovatively has reorganized the club's player development and scouting departments, permanently relocating those functions to a 12-month base at Sarasota, Fla., site of White Sox spring training the White Sox are the first major league club to undertake such an arrangement new Sarasota stadium, scheduled to open in the spring of 1989, will allow Himes to take his reorganization one step further by basing two Sox minor league affiliates ("A" and "Rookie"), an Instructional League club, major and minor league spring training, the player development and scouting departments, and off-season rehabilitation from the one warm-weather site joined the Sox following 14-year



(Larry Himes continued)

career in the California Angels' organization arrived from Angels after serving Halos as director of scouting and player development also wore hats of part-time scout (1973) and full-time scout (1974-79) named Angels' director of scouting in 1980 and later added player development responsibilities (1982) spent 1972 as an associate scout for Kansas City prior to affiliating with California left the Angels for brief time in 1980 to serve Baltimore as scouting supervisor and national cross checker many of the minor league procedures Himes incorporated into the California organization remain in place as a player, spent nine seasons catching at the "AA" (four seasons) and "AAA" (five campaigns) levels named player-coach of "AAA" Vancouver Mounties of the Pacific Coast League in 1969, his final year as a player Himes also made playing stops at Columbia, S.C., Macon, Ga., Indianapolis, Seattle, Spokane, Denver, Buffalo, Hawaii, and Amarillo, Tex. served brief coaching stints at Mid-Pacific Institute in Honolulu and California Polytechnic Institute before beginning his scouting career managed Idaho Falls of the "rookie" Pioneer League for four years won league championship in 1974 and manager-of-the-year laurels in 1976 also managed in the Arizona Instructional League for the Angels coordinated and conducted tryout camps and organized winter baseball program for California earned bachelor of science degree with a physical education major at the University of Southern California where he played baseball for legendary college coach Rod Dedeaux all-America catcher in 1961 also played for the Trojans in 1960 began collegiate career at Vallejo (Calif.) Junior College signed professional contract with Cincinnati Reds organization in 1961.

Howard Pizer Executive Vice President

Opening Day age: 46. Born: October 23, 1941, Chicago, Ill. Residence: Wilmette, Ill. Family: Married Sheila Graff; daughters Jacqueline (April 5, 1968) and Rachel (April 28, 1971).



Primary responsibility for business operations also serving as club liaison for efforts toward building the new White Sox stadium south of Comiskey Park, a function now commanding much of his time joined White Sox with the new ownership in January of 1981 instituted computerization of the club's accounting system, total computerization of the ticketing function, organization-wide word processing, departmental budgeting, significant changes in front office management, and major construction transformation of Comiskey Park's aging facilities life-long Chicagoan holds accounting degree from the University of Wisconsin magna cum laude graduate from Northwestern University Law School practicing corporate and securities attorney until joining The Balcor Company eventually became Balcor's executive vice president and general counsel as a recognized expert in the field of real estate syndication career took a dramatic and unexpected turn following the sale of the White Sox to the Jerry Reinsdorf-Eddie Einhorn group in January of 1981 Reinsdorf, the chief executive officer of Balcor, tapped Pizer to handle the transition of the team from former owner Bill Veeck's group to the Reinsdorf-Einhorn partnership assumed his current position in March of 1981 generally oversaw the highly successful 1983 All-Star Game at Comiskey Park.

SOX SCRAPBOOK

White Sox second baseman Nellie Fox remains the last player to notch five hits in a season-opening game. Fox rapped three singles, a double, and a 14th-inning game-winning home run at Detroit on April 10, 1959 as the White Sox prevailed 9-7. Fox, who had seven at bats in the game, slugged his homer with a man on base.

Jack Gould **Senior Vice President-** **Baseball**



Residence: Glencoe, Ill. Family: Married Nancy Sebring; son Larry (July 24, 1957).

Credited with bringing the White Sox to the forefront of the computerization of baseball convinced the new White Sox ownership of the importance of computer analysis in making baseball decisions under Gould's direction, the White Sox began gathering statistical data during the 1981 season, the first under the Reinsdorf-Einhorn ownership regime Gould also oversees some White Sox spring training arrangements at Sarasota, Fla. oversees preparation for potential arbitration cases became involved with the White Sox in 1975 during Bill Veeck's second tenure with the club currently a member of the White Sox board of directors assumed current role in 1981 with the new ownership life-long Chicagoan and graduate of Von Steuben High School University of Illinois graduate in accounting bomber pilot for the U.S. Army Air Force during World War II, flying 35 combat missions in the European theatre received several decorations, including the Distinguished Flying Cross lieutenant colonel and actor Jimmy Stewart was second in command of Gould's wing ran his own mortgage banking firm for 25 years an advocate of youth baseball, Gould also coached and served in various administrative capacities for Colt League Baseball in the northern suburbs of Chicago.

Mike McClure **Senior Vice President-** **Marketing & Broadcasting**



Opening Day age: 46. Born: January 23, 1942. Chicago, Ill. Residence: Wheaton, Ill. Family: Married Brenda Jones; sons Michael (May 7, 1967) and Matthew (October 31, 1970).

One of the most experienced marketing executives in professional sports one of a handful of individuals who have served in top executive capacities in professional baseball, football, and basketball promoted to title of senior vice president in December of 1988, a title change that brought White Sox broadcasting under McClure's jurisdiction in addition to the club's marketing efforts serving third year as a member of major league baseball's Marketing Advisory Board elected to board of directors of Major League Baseball Properties in 1987 has been associated with seven single-season attendance records in 13 years in professional sports following the 1983 and '86 seasons, McClure and his marketing staff earned baseball's Marketing Excellence Award formerly given annually to the major league team voted to have completed the previous season's most outstanding marketing performance the White Sox were the only two-time winners of the award McClure has been credited with significant contributions to the White Sox city of Chicago single-season attendance records in 1983 and '84 since McClure's arrival, the White Sox also became the first Chicago sports franchise to crack the 2,000,000 mark in single-season attendance prior to joining the ChiSox in 1981, McClure was vice president-marketing and public relations for the Houston Oilers of the National Football League where he directed marketing efforts that established attendance records for the Oilers the Oilers' popular "Luv Ya Blue" promotion was McClure's brainchild entered professional sports in 1973 as director of public relations and marketing for the Chicago Bulls of the National Basketball Association in five years with the Bulls, McClure directed marketing programs that set single-season attendance marks on three occasions headed the Big Ten Conference Service Bureau from 1970-73

(Mike McClure continued)

holds a bachelor's degree from DePauw University, Greencastle, Ind. honored as "Significant Sig" by Sigma Chi social fraternity in 1986 named to the Board of Campus Overseers for Illinois Institute of Technology in 1987.

Tim Buzard **Vice President-Finance**

Opening Day age: 32, turns 33 September 13. Born: September 13, 1955, Evanston, Ill. Residence: Highland Park, Ill. Family: Married Sandra Taube; daughter Jacqueline (November 11, 1984).

Promoted to present position in December, 1985 after serving the club as controller the White Sox' chief financial officer oversees the White Sox accounting system and staff the White Sox accounting department has become computerized during Buzard's tenure he also has been in charge of automating the White Sox front office, including organization-wide word processing and desktop publishing in the public relations department developing a detailed budget plan was one of Buzard's priorities upon arrival joined the White Sox in October of 1981 holds 1978 bachelor's degree in accounting from the University of Illinois became a certified public accountant in 1981 served as a senior accountant for Ernst & Whinney for three years prior to joining the White Sox a life-long Chicagoan resided in the city's north suburbs as a youth as a senior, Buzard was an all-conference pitcher at Glenbrook South High School remembers yielding a (gargantuan) home run to future Minnesota Twin John Castino when the latter played for New Trier East High School as a prep also, Buzard played against Chicago Cubs' pitcher Scott Sanderson (Glenbrook North High School) and with Kansas City Royals' pitcher Charlie Leibrandt (Loyola Academy) in Glenview, Ill. youth baseball elbow injury during his sophomore year at Illinois ended Buzard's pitching career.



Terry Savarise **Controller**

Opening Day age: 28. Born: November 20, 1959, Cleveland, O. Residence: Highland Park, Ill. Family: Married Tara Sena.

White Sox controller currently doubling in dual capacity with executive vice president Howard Pizer as the club's liaisons for development of a new stadium joined the White Sox in January of 1982 as an intern out of the Ohio University graduate program in sports administration became a full-time staff accountant for the club in March of 1982 with promotions to assistant controller and his present title of controller in February of 1983 and December of 1985, respectively passed certified public accountant's examination in 1983 assisted in the computerization of the White Sox accounting office and implementation of new budgeting procedures along with the overall automation of the entire front office earned two bachelor's degrees (accounting and business law) from Ohio U. in 1981 followed by a master's in sports administration later that same year served an internship with the Cleveland Cavaliers of the National Basketball Association in the Cavs' all-star game season of 1980-81 has been devoting most of his time toward development of a new stadium for the White Sox since June of 1984 in that role, has traveled extensively to other stadiums on site evaluation assignments also is coordinating White Sox input into the new stadium and training complex under construction in Sarasota, Fla. that will become the club's new spring training home in 1989 considered the prime force behind the club's decision to offer a minority scholarship to the Ohio U. graduate program in sports administration, available for the first time during the 1988-89 academic year member of the Stadium Managers' Association and the International Association of Auditorium Managers raised in Ashtabula, O.



Jim Fregosi Manager/#18



Given name: James Louis Fregosi. **Opening Day age:** 46. **Born:** April 4, 1942, San Francisco, Calif. **Batted/threw:** Right/right. **Height/weight:** 6-2/210. **Contract status:** In first year of multi-year contract. **Residence:** Sarasota, Fla. **Family:** Married Joni Dunn; son Jim (April 11, 1964) and daughter Jennifer (February 19, 1971). **First professional contract:** Boston Red Sox, 1961. **White Sox acquisition:** Appointed manager June 22, 1986, succeeding Tony La Russa.

Major League Managerial Career: Led the White Sox to a 77-85 finish in 1987, his first full year at the White Sox helm watched his club finish with a flourish, winning 17 of its final 21 outings to climb out of last place and closed fifth in the A.L. West Division Sox finished just eight games behind the World Series champion Minnesota Twins served as first base coach for the A.L. squad in the 1987 All-Star Game at Oakland guided the Pale Hose to a 45-51 record after being named manager June 22, 1986 Sox responded well to his hiring, winning 11 of their first 15 games under Fregosi White Sox post is Fregosi's second major league managerial stint he compiled a 237-248 record as skipper of the California Angels from June 1, 1978 to May 27, 1981 succeeded Dave Garcia and led the Angels to a 62-54 mark during the remainder of the '78 season the Angels finished that season 87-75, tied for second in the A.L. West, five games behind division champion Kansas City in his first full season at the Angels' helm, he guided California to its first A.L. West title and first berth in post-season competition in the franchise's 19-year history Fregosi guided the Angels through a close season-long pennant race California never trailed by more than four and one-half games but never led by more than five games the Angels took the A.L. West lead for good August 31 and clinched the club's first title September 25 with a 4-1 victory over Kansas City in the 1979 American League Championship Series, the Angels lost to Baltimore three games to one injuries to key performers thwarted California's bid for the 1980 A.L. West Division flag the Angels finished 65-95 in 1980, the worst record in franchise history replaced by Gene Mauch May 27, 1981 after the Angels started 22-25 released by the Pittsburgh Pirates June 1, 1978 to accept the Angels' managerial post.

Minor League Managerial Career: At the time of his hiring by the White Sox, Fregosi was regarded as one of the best managerial prospects in baseball in three full seasons with the Louisville Redbirds, the St. Louis Cardinals' "AAA" affiliate, Fregosi directed the club to two American Association championships (1984-85) and qualified for the league playoffs the other year (1983) his '83 club logged the Association's best record before ironically falling to the White Sox' "AAA" affiliate, Denver, in the loop's championship playoff honored as American Association manager-of-the-year in 1983 and shared the award with Oklahoma City's Dave Oliver in 1985 compiled a composite 263-232 record with Louisville, a .531 winning percentage Louisville posted winning seasons in each of his three full seasons the Redbirds were 32-31 when Fregosi was summoned to Chicago June 22, 1986 to assume the managing position vacated by Tony La Russa.

Playing Career: Hit .265 during his 18-year major league career spent 11 seasons with the Angels voted the greatest Angel player in 1969 by the fans named to the American League all-star team six times in his career, each time as an Angel started two mid-season classics earned a Gold Glove in 1967 earned three Owner's Trophies as the most valuable Angel (1963, '69 and '70) modeled uniforms in California, New York (N.Y.), Texas, and Pittsburgh during his career remains Angel all-time leader in games played (1429), at bats (5244), hits (1408), triples (70) and total bases (2112) also topped the Angels' career charts in runs, doubles and extra-base hits until current Halo Brian Downing passed him last season named to *The Sporting News* American League all-star team in 1964 and 1967 tied the American League

(Jim Fregosi continued)

record for most games played by a shortstop in a single season with 162 in 1966 led American League shortstops with 312 putouts in 1965 won A.L. triples crown in 1968 with 13 three-baggers posted best offensive season in 1970 when he hit .278 with 22 home runs and 82 runs batted in tied for 12th in the American League most valuable player voting in 1970 traded to the New York Mets December 10, 1971 for pitchers Nolan Ryan and Don Rose, outfielder Leroy Stanton, and catcher Francisco Estrada released by the Pittsburgh Pirates June 1, 1978 to accept managerial position with California.

Miscellaneous/Personal: Native Californian now makes his permanent home in Sarasota, Fla., the White Sox' spring training base was attending Menlo College in Menlo Park, Calif., when the Red Sox signed him to a professional contract parents Archie and Margaret reside in Woodside, Calif. managed in Venezuelan Winter League during the 1985 off-season previously managed in winter leagues in 1971 considers the 1977 season with Pittsburgh his most enjoyable as a player owns a food brokerage company in Beverly Hills, Calif. enjoys fishing and playing golf son Jim, also a shortstop, played collegiately at New Mexico State University where he earned all-America honors, was a second-round draft choice of the St. Louis Cardinals in the June, 1985 free agent draft, and has played in their farm system since spending the 1987 season at "AA" Arkansas.

Managerial/Coaching Career

Year	Club	League	Class	W-L	Pos.	Remarks
1978	California	American Lge.	Major	62-54	2T/West	Hired 6/1/78
1979	California	American Lge.	Major	88-74	1/West	A.L. West title
1980	California	American Lge.	Major	65-95	6/West	
1981	California	American Lge.	Major	22-25	4/West	Dismissed 5/27/81
1983	Louisville	American Assn.	"AAA"	78-57	1/East	A.A.'s best record
1984	Louisville	American Assn.	"AAA"	79-76	4/East	A.A. championship
1985	Louisville	American Assn.	"AAA"	74-68	1/East	A.A. championship
1986	Louisville	American Assn.	"AAA"	32-31		
	Sox	American Lge.	Major	45-51	5/West	Hired 6/22
1987	Sox	American Lge.	Major	77-85	5/West	
Major League Totals				359-384 (.483)		
Minor League Totals				263-232 (.531)		

Ed Brinkman Dugout Coach Defensive Coordinator #35



Given name: Edwin Albert Brinkman. **Nickname:** "Brinkie." **Opening Day age:** 46. **Born:** December 8, 1941. Cincinnati, O. **Batted/threw:** Right/right. **Height/weight:** 6-0/175. **Residence:** Cincinnati, O. **Family:** Married Donna Raber; daughters Kimberly (August 31, 1967) and Shari (January 10, 1970). **First professional contract:** Washington Senators, 1961. **Major league debut:** Washington Senators, 1961. **Sox acquisition:** Hired as coach November 1, 1982.

Tutors ChiSox infielders credited with much of the drastic improvement shown by the White Sox infield defense since his arrival infield defense had been a soft spot prior to Brinkman's tenure Sox finished in a virtual tie for first in A.L. fielding statistics in 1984 and '85, placing second by percentage points to Baltimore in '84 and California in '85 the club was fourth in '86 and sixth in '87 the Sox committed one more error than the leader in '84, one less in '85 in '83, the Pale Hose finished third in A.L. defense (.981) and second during the second half (.984) as the Sox pulled away to win the A.L. West title the '83 improvement was drastic over '82 when the Sox finished 13th in fielding in the 14-team American League a notch on Brinkman's belt is first baseman Greg Walker, who is now considered a better-than-average defensive

first baseman after an unsteady rookie season in 1983 another Brinkman pupil, shortstop Ozzie Guillen, committed just 12 errors in 1985 en route to A.L. rookie-of-the-year honors defense was "Brinkie's" specialty during his 15-year major league career with Washington, Detroit, St. Louis, Texas, and the New York Yankees earned his deserved reputation as one of the game's top defensive shortstops during the 1972 season with the Tigers, Brinkman established the following major league fielding records: Fewest errors, 7; most consecutive errorless games, 72; highest fielding percentage in 150 or more games, .990; and most consecutive errorless chances, 331 garnered a Gold Glove in '72 Brinkman hit a composite .224 during his career with 60 home runs and 461 runs batted in his best season with the bat was 1969 when he hit .266 with Washington 14 of his 60 home runs came in 1974 with Detroit, his second-to-last big league season missed all of spring training and the first month of the 1987 season after undergoing heart bypass surgery in February.

Managerial/Coaching Career

1976	Instructor, Detroit Tigers farm system
1977-78	Manager, Montgomery, "AA" Southern League (Detroit Tigers)
1979	Coach, Detroit Tigers, American League
1980	Manager, Lakeland, "A" Florida State League (Detroit Tigers)
1981	Coach, San Diego Padres, National League
1982	Manager, Birmingham, "AA" Southern League (Detroit Tigers)
1983-	Coach, <i>White Sox</i>

Ron Clark Third Base Coach Spring Training Coordinator #53



Given name: Ronald Bruce Clark. **Opening Day age:** 45. **Born:** January 14, 1943, Fort Worth, Tex. **Batted/threw:** Right/right. **Height/weight:** 5-10/175. **Residence:** Largo, Fla. **Family:** Daughter Christi (February 6, 1961). **First professional contract:** Philadelphia Phillies, 1961. **Major league debut:** Minnesota Twins, 1966. **Sox acquisition:** Hired as coach, December 16, 1987.

Makes major league coaching debut in 1988 as the White Sox third base coach joined the Sox organization in 1987 as the director of instruction and coordinator of minor leagues was first to serve in that newly-created position based out of Sox farm system office in Sarasota, Fla. joined the Pale Hose system after spending 10 years as a coach and manager in the Philadelphia Phillies' organization and one in the Blue Jays' system coached in the Phillies' chain in 1976 and '77 and managed throughout their system from 1978 through '82 and '84-86 managed in the Toronto chain in '83 spent 15 years as a professional player and put in portions of seven seasons in the big leagues modeled major league uniforms for the Minnesota Twins (1966-69), Seattle Pilots (1969), Oakland Athletics (1971-72), Milwaukee Brewers (1972), and Philadelphia Phillies (1975) an infielder, Clark appeared in 230 games his most busy big league campaign came in 1968 at Minnesota when he played in 104 games with the Twins highlights of his minor league career include a share of the Pacific Coast League lead with 94 RBI and a career-high 16 home runs in 1966 at Denver finished playing career with the Phillies in 1975 and remained with the Phillies' organization, beginning his coaching career in 1976.

Managerial/Coaching Career

1976-77	Coach, Oklahoma City, "AAA" American Assoc. (Philadelphia Phillies)
1978	Manager, Spartanburg, "A" Western Carolinas League (Philadelphia Phillies)
1979	Manager, Peninsula, "A" Carolina League (Philadelphia Phillies)
1980-81	Manager, Reading, "AA" Eastern League (Philadelphia Phillies)
1982	Manager, Oklahoma City, "AAA" American Assoc. (Philadelphia Phillies)
1983	Manager, Kinston, "A" Carolina League (Toronto Blue Jays)
1984-85	Manager, Peninsula, "A" Carolina League (Philadelphia Phillies)
1986	Manager, Clearwater, "A" Florida State League (Philadelphia Phillies)
1987	Director of Instruction and Coordinator of Minor Leagues (<i>White Sox</i>)

Cal Emery Hitting Coach #55



Given name: Calvin Wayne Emery. **Opening Day age:** 50, turns 51 June 28. **Born:** June 28, 1937, Centre Hall, Pa. **Batted/threw:** Left/left. **Height/weight:** 6-2/205. **Residence:** Centre Hall, Pa. **Family:** Married Mary Cooper; sons Doug (July 9, 1960) and Joshua (August 29, 1982) and daughter Debbie (October 18, 1961). **First professional contract:** Philadelphia Phillies, 1958. **Major league debut:** Philadelphia Phillies, 1963. **Sox acquisition:** Hired as coach January 26, 1988.

Named White Sox hitting coach January 26, 1988 promoted to the major league level after spending the 1987 season as the organization's minor league hitting instructor joins the White Sox after a five-year association with the Chicago Cubs as a roving organizational hitting instructor (1982-84), minor league manager (1985, "A" Winston-Salem), and the West regional amateur scout (1986) began his professional baseball career when he signed with the Philadelphia Phillies organization as a first baseman in 1958 remained with the Phillies organization as a player, coach or minor league manager through 1977 with the exception of the 1970 season when he finished his playing career in Japan played just briefly in the major leagues, appearing in 16 games as a first baseman with the Phillies in 1963 began his coaching career in 1971 at "AA" Reading of the Eastern League coached at "AAA" Eugene the following year and made his professional managing debut back at Reading in 1973 also put in managerial stints at "A" Rocky Mount, "A" Peninsula, and "AAA" Oklahoma City left professional baseball for one year in 1978 and spent that time at the University of Oregon in Eugene returned in '79 as manager at "A" Waterloo in the Cleveland organization remained with the Indians' system until joining the Cubs' chain in '82 in nine seasons as a minor league manager, Emery directed clubs to four pennants and one runner-up spot a two-year letterman at Penn State University where he earned his bachelor's degree in physical education in 1960 and his master's in the same field in 1965 a pitcher, Emery was named the College World Series most valuable player in 1957 as a sophomore when the Nittany Lions placed second to California credits former baseball great Wally Moses (who played for the White Sox from 1942-46) for initiating interest in hitting instruction.

Managerial/Coaching Career

1971	Coach, Reading, "AA" Eastern League (Philadelphia Phillies)
1972	Coach, Eugene, "AAA" Pacific Coast League (Phila. Phillies)
1973	Manager, Reading, "AA" Eastern League (Philadelphia Phillies)
1974-75	Manager, Rocky Mount, "A" Carolina League (Philadelphia Phillies)
1976	Manager, Peninsula, "A" Carolina League (Philadelphia Phillies)
1977	Manager, Oklahoma City, "AAA" American Assoc. (Philadelphia Phillies)
1979-80	Manager, Waterloo, "A" Midwest League (Cleveland Indians)
1981	Manager, Charleston, "AAA" International League (Cleveland Indians)
1982-84	Roving hitting instructor, Chicago Cubs farm system
1985	Manager, Winston-Salem, "A" Carolina League (Chicago Cubs)
1986	Scout, Chicago Cubs
1987	Roving hitting instructor, <i>White Sox</i> farm system

SOX SCRAPBOOK

Only four players in major league history walloped home runs in three consecutive innings. Two were playing for the White Sox. Carl Reynolds homered in each of the first three innings against the Yankees at New York on July 2, 1930 in a game won by Chicago 15-4. Pat Seerey also accomplished the feat on July 18, 1948 en route to his four-homer day in an 11-inning 12-11 White Sox victory at Philadelphia. The other two were George Kelly of the New York Giants (September 17, 1923) and Montreal's Larry Parrish (July 30, 1978).

Dyar Miller Bullpen Coach

#49

Given name: Dyar K. Miller. **Opening Day age:** 41, turns 42 May 29. **Born:** May 29, 1946, Batesville, Ind. **Batted/threw:** Right/right. **Height/weight:** 6-1/220. **Residence:** Greensburg, Ind. **Family:** Sons Matthew (June 22, 1974) and Christopher (April 12, 1976) and daughter Sara Mae (July 23, 1979). **First professional contract:** Philadelphia Phillies, 1968. **Major league debut:** Baltimore Orioles, 1975. **Sox acquisition:** Hired as coach October 9, 1986.



Starting his second year as a member of the White Sox coaching staff named a coach shortly following the conclusion of the 1986 season has been coaching since July, 1984 when he retired as a player protege of Sox manager Jim Fregosi as a player and coach faced Fregosi in 1976 when Miller was an Oriole and Fregosi a Ranger pitched for manager Fregosi at California in 1978 and '79 completed playing career at "AAA" Louisville under Fregosi in 1983 and '84 joined Redbirds' coaching staff the last half of '84, working with Louisville's pitchers and coaching first base sent to "AA" Little Rock by the St. Louis organization in 1985 as pitching coach rejoined Fregosi at Louisville in 1986 as third base coach and traveling secretary when Fregosi joined the White Sox in June, Miller served as Louisville's interim manager for one week prior to the arrival of new skipper Dave Bialis serves as bullpen coach for the Sox filled in for the missing Doug Rader as third base coach for a short time late in the 1987 season when Rader was undergoing elbow surgery pitched in the major leagues for Baltimore, California, Toronto, and the New York Mets from 1975-81 didn't reach the major leagues until the age of 29 a reliever in all but one of his 251 big league appearances that lone start came in May, 1979 as an Angel for manager Fregosi missed the '79 playoffs with the Angels when he was sold to Toronto in June 23-17 lifetime record with 22 saves and a 3.23 earned run average struck out the first major league hitter he faced in 1975, future Hall of Famer Billy Williams, then an Oakland A.

Managerial/Coaching Career

- 1984 Coach, Louisville, "AAA" American Association (St. Louis Cardinals)
- 1985 Coach, Little Rock, "AA" Texas League (St. Louis Cardinals)
- 1986 Coach and Interim Manager, Louisville, "AAA" American Assoc. (St. Louis Cardinals)
- 1987- Coach, *White Sox*

Glen Rosenbaum Coach Batting Practice Pitcher Traveling Secretary

#39

Given name: Glen Otis Rosenbaum. **Nickname:** "Rosey." **Opening Day age:** 51, turns 52 June 14. **Born:** June 14, 1936, Union Mills, Ind. **Batted/threw:** Right/right. **Residence:** Union Mills, Ind. **Family:** Married Shirley Liggett; son Scott (August 26, 1961). **Sox acquisition:** Hired as a batting practice pitcher in 1968.



One of the busiest members of the White Sox organization serves in three very unrelated capacities as the club's traveling secretary, as one of the major leagues' finest batting practice pitchers, and as a coach 1988 marks his 30th season in professional baseball selected as batting practice pitcher for the American League all-star team in July, 1983 also in 1983, Rosenbaum was voted the best batting practice pitcher in the majors in a *Sports Illustrated* poll of major league hitters winning pitcher in the White Sox' 1984 13-10 exhibition game victory over their "AAA" affiliate at Denver June 11 pitched

(Glen Rosenbaum continued)

professionally for 11 years, beginning in 1955 when he signed with the White Sox organization during his first five seasons, all as a starter, Rosenbaum compiled a 64-21 record owned a 98-42 composite minor league career record never made it to the major leagues as a player joined the parent White Sox as their batting practice pitcher in 1968 added the traveling secretary duties in 1976 also served as a Pale Hose coach under manager Chuck Tanner in 1974 and '75 returned as a coach again in 1986 under managers Tony La Russa and Jim Fregosi serves in both Sox bullpen and dugout enjoys jogging and hunting a native of Union Mills, Ind., "Rosey" still makes his home in the small community in northern Indiana and makes the 130-mile round-trip trek to Comiskey Park each day.

Managerial/Coaching Career

1974-75 Coach, *White Sox*

1986- Coach, *White Sox*

Don Rowe Pitching Coach Conditioning #54



Given name: Donald Howard Rowe. **Opening Day age:** 52. **Born:** April 3, 1936, Brawley, Calif. **Batted/threw:** Left/left. **Height/weight:** 6-0/188. **Residence:** Huntington Beach, Calif. **Family:** Married Marilyn Tillman; daughter Katie (February 18, 1970). **First professional contract:** Pittsburgh Pirates, 1954. **Major league debut:** New York Mets, 1963. **Sox acquisition:** Hired as pitching coach, December, 1987.

First-year White Sox pitching coach also his first major league coaching assignment joined the White Sox organization in 1987 as the pitching coach at "AAA" Hawaii a career minor league pitcher, Rowe spent just 99 days in the major leagues with the expansion New York Mets in 1963 finished his playing career in 1967 and did not return to professional baseball until 1983 a teacher and football coach at Golden West Junior College in southern California when summoned by current Sox general manager Larry Himes (then the Angels' farm director) to become pitching coach at Redwood, an "A" affiliate of the California Angels in the California League helped Redwood win the league's pennant that year moved to the Brewers' organization in 1984, putting in stints at both "AA" El Paso and "AAA" Vancouver worked with current Milwaukee hurlers Teddy Higuera, Bill Wegman, and Dan Plesac during that season served as a roving pitching coach in the San Francisco organization in 1985 returned to Golden West Junior College in 1986 pitched for three organizations during his 14 seasons in the minor leagues from 1954-67 spent nine years in the Pirates' system, three in the Mets' chain and his final two with Cleveland no record in 26 appearances (one start) during his major league stint with the Mets in '63 has served a total of 22 years as a teacher and football coach at Golden West J.C.

Managerial/Coaching Career

1983 Coach, Redwood, "A" California League (California Angels)

1984 Coach, Vancouver, "AAA" Pacific Coast League (Milwaukee Brewers)

Coach, El Paso, "AA" Texas League (Milwaukee Brewers)

1985 Roving Coach, San Francisco Giants farm system

1987 Coach, Hawaii, "AAA" Pacific Coast League (*White Sox*)

SOX SCRAPBOOK

White Sox outfielder Al Simmons received the most votes from fans in the nationwide newspaper poll used to select the teams for the first All-Star Game at Comiskey Park in 1933. Simmons collected 346,291 votes, outdistancing runner-up Chuck Klein of the Philadelphia Phillies by 4,008 votes. The New York Yankees' Babe Ruth, nearing the end of his career at age 38, was sixth in the balloting with 320,518 votes.

SOX SCRAPBOOK

On October 2, 1908, future White Sox Hall of Fame pitcher Ed Walsh hurled one of the greatest games of his 195-victory career, a four-hit, 15-strikeout effort at Cleveland. However, Walsh was the hard-luck loser when the Indians' Addie Joss tossed a perfect game at the White Sox. It remains the only perfect game suffered by the White Sox in their long history.

Walt Williams First Base Coach Baserunning Outfield #51



Given name: Walter Allen Williams. **Opening Day age:** 44. **Born:** December 19, 1943, Brownwood, Tex. **Batted/threw:** Right/right. **Height/weight:** 5-6/190. **Residence:** Brownwood, Tex. **Family:** Son Deron (August 31, 1966). **First professional contract:** Houston Colt 45's, 1963. **Major league debut:** Houston Colt 45's, 1964. **Sox acquisition:** Hired as coach, December 16, 1987.

Returns to the White Sox organization where he spent six of his nine-plus major league seasons first coaching job in baseball will coach first base for the Pale Hose Williams has been the sports director of the Brownwood Community Center in his native Brownwood, Tex. since retiring from baseball as an active player in 1980 one of the most popular White Sox players of his day came to the Sox from the St. Louis organization in 1967 only previous big league experience was a 10-game stint with the expansion Houston Colt 45's in 1964 finest year of six seasons with Sox was 1969 when he hit a career-best .304 in 135 games known for his hustling style of play joined the Cleveland Indians in 1973 and spent the 1974 and '75 seasons with the New York Yankees finished his professional playing career in Japan (1976-78 with the Nippon Ham Fighters) and in Mexico (1978-80 with three clubs) compiled a career, big league batting average of .270 with 33 home runs and 173 RBI in 842 games first job after his playing career ended was at the Brownwood (Tex.) State School for the care and supervision of juvenile delinquents.

Herm Schneider Head Trainer

Given name: Herman Jack Schneider. **Opening Day age:** 36. **Born:** April 4, 1952, Amsterdam, Holland. **Residence:** Naperville, Ill. **Family:** Married Janet Fasolino; son Daniel Joseph (November 6, 1983) and daughter Caitlin Christine (December 8, 1986). **Sox acquisition:** Hired as head trainer prior to the 1979 season.



Tenth season as White Sox trainer former assistant trainer for the New York Yankees during their World Series championship seasons of 1977 and '78 joined the Yankees' organization in 1970 and was assigned to their Ft. Lauderdale club in the "A" Florida State League in 1972, Schneider was promoted to the "AA" West Haven (Conn.) franchise from 1973-76, Schneider served as trainer of the Yankees' "AAA" club at Syracuse, N.Y. also worked the winter league circuit for nine years as head trainer for Ponce in the Puerto Rican Winter League attended Monroe Community College in Rochester, N.Y. where he was raised and later earned his bachelor's degree in sports medicine from the State University of New York in 1975 as an undergraduate, Schneider worked as assistant trainer and equipment manager for the Rochester Red Wings.

Mark Anderson Assistant Trainer

Given name: Mark Thomas Anderson. **Nickname:** "Pride."
Opening Day age: 28, turns 29 April 15. **Born:** April 15, 1959, Holdrege, Neb. **Residence:** Richton Park, Ill. **Family:** Single. **Sox acquisition:** Hired as assistant trainer prior to the 1986 season.

Entering third season as assistant to trainer Herm Schneider certified member of the National Athletic Trainers' Association (NATA) 1982 U. of Nebraska graduate where he was a student trainer for football and baseball five-year organizational trainer in the Toronto system started at Bradenton, Fla. of the Gulf Coast League in 1981 spent the next three seasons at Florence of the South Atlantic League moved to Knoxville, of the Southern League in 1985 serves as Schneider's training liaison with the White Sox' minor league trainers assists Schneider in all other facets of the training room operation travels with the White Sox.



Willie Thompson Equipment/Clubhouse Manager

Given name: Willie B. Thompson. **Nicknames:** "Chicken Willie," "Bulldog." **Opening Day age:** 49, turns 50 April 10. **Born:** April 10, 1938, Austin, Tex. **Residence:** Forest Park, Ill. **Family:** Son Willie, Jr. (May 7, 1965) and daughter Erica (December 7, 1970). **Sox acquisition:** Hired prior to start of 1980 season.

Thompson handles all White Sox equipment, runs the home clubhouse at Comiskey Park, and travels with the club to oversee the transit of the equipment Thompson also keeps the clubhouse atmosphere loose with his unique personality the owner of the most contagious personality, sense of humor, and laugh in the White Sox organization owns and offers a vocabulary all his own seldom refers to anyone by their proper name acquired the nickname "Chicken Willie" for his love of that food physical appearance led to another moniker, "Bulldog" began his professional baseball career in 1959 with the Pittsburgh Pirates' organization joined the White Sox organization in 1974 at Knoxville (Tenn.) of the "AA" Southern League crossed paths with former White Sox manager Tony La Russa at Knoxville in 1978.



Tim Wilson Director Strength and Conditioning

Given name: Timothy Dean Wilson. **Opening Day age:** 30, turns 31 September 27. **Born:** September 27, 1957, Falls City, Neb. **Height/weight:** 5-11/190. **Residence:** Buffalo Grove, Ill. **Family:** Married Retta Small; daughter Sara (May 27, 1986). **Sox acquisition:** Hired as strength and conditioning coach January, 1986.

Starting third season with the White Sox joined the club in January, 1986 arrived as an assistant to Al Vermeil who had been hired by the Sox and Chicago Bulls to oversee physical fitness programs Wilson was assigned to work on a full-time basis with the Sox and to travel with the team enters the '88 season as the director of physical fitness no longer associated with Vermeil came to the White Sox after a four-year stint as head strength and conditioning coach at UNLV also served as a strength and conditioning consultant for the California Angels' organization from Aug., 1985 -Jan., 1986 native of Falls City, Neb., Wilson is a 1981 U. of Nebraska graduate where he served as an assistant strength coach as an undergraduate an active member of the National Strength and Conditioning Association also a certified strength coach.



PLAYERS



Outfielder Ivan Calderon led the White Sox in 10 offensive categories last season in his first full major league campaign as a starter.

Harold Baines Outfielder/#3



Given name: Harold Douglass Baines. **Opening Day age:** 28, turns 29 March 15. **Born:** March 15, 1959, Easton, Md. **Bats/throws:** Left/left. **Height/weight:** 6-2/195. **Major league tenure:** Eight years. **Residence:** St. Michaels, Md. **Contract status:** Signed through 1988. **Family:** Married Marla Henry; daughters Antoinette (March 6, 1984) and Britni (October 31, 1985); son Harold, Jr. (December 18, 1987). **First pro contract:** White Sox. **Major league debut:** April 10, 1980 with the White Sox (vs. Baltimore). **Sox acquisition:** Selected first round (first in nation), June, 1977, free agent draft.

1987: Authored club's longest hitting streak at 18 games from July 3-24 during that streak, Baines became the all-time White Sox home run leader when he clubbed his 155th round-tripper July 22 at Comiskey Park off Baltimore's Mike Boddicker had equalled Bill Melton's mark of 154 the evening before with a shot off the Orioles' Ken Dixon added 156th homer in his next game versus New York, giving him homers in three straight games for the only time in 1987 six homers and 22 RBI in the 18-game skein streak was wrapped around his third straight appearance in baseball's All-Star Game served almost exclusively as a designated hitter after undergoing arthroscopic surgery on his right knee April 9 did not let the lack of defensive play affect his hitting, posting a .293 batting average, 20 home runs and 93 RBI named the American League's top designated hitter in a poll of sports writers, broadcasters, and public relations directors played right field Opening Day at Kansas City (April 6) but returned to Chicago two days later to have his bothersome right knee examined had undergone arthroscopic surgery on that same knee the previous September placed on the 15-day disabled list and did not return to duty until May 8 missed 23 games while on the DL had two hits Opening Day and hit safely in his first eight games upon his return a slow starter in previous seasons, Baines maintained a .300-plus average through May just three home runs through May (22 games) but hit three round-trippers in his first four June games hit 16th home run July 24 but connected for just four more the rest of the way finished the season on a hot note, batting .471 (16-34) in his final eight games and hitting safely in his concluding four contests the knee injury held him to just 132 games, the fewest of his major league career with the exception of the strike-shortened 1981 season the missed games prevented him from leading the Sox in any major offensive categories still second in RBI with 93 and just percentage points behind Ivan Calderon for the best batting average on the club the 20 home runs marked his sixth straight season with 20 or more round-trippers, a club record batted .290 as a designated hitter with 19 home runs and 89 RBI, including all 10 of his GWRBI 117 starts as a DH and eight assignments in right field first start in outfield after his knee scoping was July 27 at Detroit last defensive start and appearance was August 22 at Texas errorless in 13 chances in his eight games in the outfield no multi-homer games but a pair of four-RBI contests (July 5 at Cleveland and September 16 versus Minnesota) three-for-nine as a pinch-hitter with one homer (June 21 at Minnesota) hit .312 at home and .274 in enemy territory hit over .300 against six American League rivals with a best of .410 in 10 games versus Cleveland.

Major League Highlights: Currently the king of White Sox home run hitters with 160.....six consecutive seasons with 20 or more home runs, a club record.....has spent entire big league career with the White Sox.....three consecutive All Star Game appearances and the lone Sox representative each of the last two years. **1986:** Narrowly missed his third consecutive .300-plus season with a .296 batting averagedenied the chance to top the .300 plateau when a knee injury forced him to miss the final nine games of the season underwent arthroscopic surgery on the right knee at the conclusion of the season led the club in four key offensive categories: hits (169), runs (72), home runs (21), and RBI (88) notched 1,000th career hit July 7 against Cleveland hit at a .331

clip in Comiskey Park and just .264 on the road after being the American League's best road batsman in 1985 with a .335 mark notched one five-hit (September 18 at Seattle) and three four-hit games managed hits in six consecutive at bats May 16-17 vs. Kansas City longest hitting streak was an 11-gamer from April 20 through May 4 (17-46, .370, six homers, 15 RBI) all four of his homers from May 12-June 12 came in the ninth inning and six of his 21 for the season came in the ninth frame belted 13 of his 21 round-trippers on the road, including four at Tiger Stadium. **1985:** Hit over .300 for the second consecutive season, finishing sixth in the American League in hitting, fourth in RBI and ninth in total bases also tied for seventh in game-winning RBI and for fourth in sacrifice flies made first appearance in baseball's All-Star Game, facing a pinch single in his only at bat named to *The Sporting News* and UPI all-star teams at the conclusion of the season his .309 batting average and 113 RBI remain career highs narrowly missed getting 200 hits in one season for the first time in his career when Seattle held him hitless in his final 13 at bats settled for a total of 198, the most hits by a White Sox player since Nellie Fox collected the same amount in 1955 ninth in the A.L. with 299 total bases and just missed becoming the first White Sox player to record 300 total bases twice in his career (had personal high of 308 in 1984) owned the club's longest hitting streak of the season at 14 games (25-62, .403) April 14-30 also enjoyed skeins of 12 and 10 games a notorious slow starter, Baines jumped out to a great start, hitting .356 in April slumped to .188 in May hit over .300, though, in the season's final three months held to just nine homers through August 22, Baines belted 13 round-trippers the first of those 13 was his first career Comiskey Park roof shot August 23 vs. Toronto homerless from April 18-June 18 no multiple-homer games belted his fifth career grand slam (a Sox record) July 2 vs. Seattle in Chicago recorded first career five-hit game at Milwaukee August 17 with five safeties in six at bats placed third among A.L. outfielders with a .9939 fielding percentage, committing just two errors in 328 total chances. **1984:** Hit .304, the only Sox .300 hitter his first .300 season slammed a career-high 29 home runs, second most by a left-handed hitter in White Sox history (Oscar Gamble hit 31 in 1977) besides batting average, Baines led the White Sox in nearly every other offensive category: Hits (171), RBI (94), game-winning RBI (17), runs (72), doubles (28), triples (10), multiple-hit games (48), extra-base hits (67), total bases (308), and slugging percentage (.541) led the American League in slugging percentage and tied for second in game-winning RBI total-base figure was third best in White Sox history behind Joe Jackson (336 in 1920) and Carl Reynolds (329 in 1930) became only the 12th batter in Pale Hose history to reach double figures in all extra-base hit categories in one season and the first to accomplish the feat since Jorge Orta in 1975 ended the longest game (eight hours, six minutes) in major league history on May 9 when he hit the 753rd pitch of the contest (from Chuck Porter) into the center field bullpen to give the White Sox a 25-inning victory over Milwaukee at Comiskey Park the bat he used to hit the homer was sent to the Baseball Hall of Fame at Cooperstown, N.Y homered three times in one game at Minnesota September 17. **1983:** Set a then major league record with 22 game-winning RBI most significant GWRBI came September 17 at Comiskey Park when his ninth-inning sacrifice fly drove home Julio Cruz with the run that beat Seattle and clinched the White Sox' A.L. West Division championship, the franchise's first title since 1959 led the A.L. in homers hit in winning games (18) hit the White Sox' only grand slam home run of the season notched his 500th major league hit on August 29 owned a 19-game hitting streak, longest on the club (September 3-23) led the Pale Hose in outfield assists (10) for the second straight season finished second on the club in outfield defense (.973) only to A.L. leader and teammate Rudy Law.....batted .125 (2-16) in the American League Championship Series against Baltimore. **1982:** Drove in 105 runs at 23, became the youngest player in White Sox history to crack the 100-RBI barrier RBI total represented the most by a Sox batter since Dick Allen accumulated 113 in 1972 enjoyed an incredible week in early July by hitting .500 (11-22), slamming five home runs, including a pair of grand slams, and driving in 13 runs in just six games the high point of his tear came July 7 when he blasted three home runs in one game, including an eighth-inning grand slam, to drive in six runs against

(Harold Baines continued)

Detroit named A.L. player-of-the-week for his rampage. **1981:** Ignored the sophomore jinx added 31 points to his rookie batting average tied for second in the A.L. in triples with seven hit .354 in August drove in 15 runs in 17 September games 25 multiple-hit games. **1980:** Twenty years old during his impressive rookie season regular from the beginning appeared in 141 games, hitting 13 homers and driving in 49 runs while tying for the club lead in triples with six slammed a three-run home run and two doubles in four at bats at annual Hall of Fame Game in Cooperstown, N.Y.

Minor League Highlights: Spent just three seasons in the minor leagues in his only "AAA" season, 1979, Baines hit .298 with 22 homers and 87 RBI, and led Iowa, the White Sox "AAA" affiliate at the time, in triples (8), total bases (246), and slugging percentage (.528) etched his name in the record book in '79 by belting two home runs in the same inning on August 4 at Oklahoma City.

Miscellaneous/Personal: Quiet, soft-spoken personality "discovered" as a 12-year-old little leaguer by former White Sox owner Bill Veeck when both lived on Maryland's Eastern Shore.

YEAR	CLUB	AVG	G	AB	R	H	TB	GW												
								2B	3B	HR	RBI	RBI	SH	SF	HBB	SO	SB	CS	E	
1977	Appleton	.261	69	222	37	56	88	11	2	5	29	—	1	2	1	36	62	2	0	7
1978	Knoxville	.275	137	502	70	138	205	16	6	13	72	—	3	1	2	43	91	3	2	13
1979	Iowa	.298	125	466	87	139	246	25	8	22	87	—	0	4	0	33	80	5	7	11
1980	WHITE SOX	.255	141	491	55	125	199	23	6	13	49	3	2	5	1	19	65	2	4	9
1981	WHITE SOX	.286	82	280	42	80	135	11	7	10	41	4	0	2	2	12	41	6	2	2
1982	WHITE SOX	.271	161	608	89	165	285	29	8	25	105	9	2	9	0	49	95	10	3	7
1983	WHITE SOX	.280	156	596	76	167	264	33	2	20	99	22*	3	6	1	49	85	7	5	2
1984	WHITE SOX	.304	147	569	72	173	308	28	10	29	94	17	1	5	0	54	75	1	2	6
1985	WHITE SOX	.309	160	640	86	198	299	29	3	22	113	13	0	10	1	42	89	1	1	2
1986	WHITE SOX	.296	145	570	72	169	265	29	2	21	88	10	0	8	2	38	89	2	1	5
1987	WHITE SOX	.293	132	505	59	148	242	26	4	20	93	10	0	2	1	46	82	0	0	0
A.L. TOTALS		.288	1124	4259	551	1225	1997	208	42	160	682	88	8	47	8	309	621	29	18	27
M.L. TOTALS		.288	1124	4259	551	1225	1997	208	42	160	682	88	8	47	8	309	621	29	18	27

*Led league Last HR: 9/19/87 vs. Sea. Last grand slam: 7/2/85 vs. Sea. (Career: 5)

ALCS RECORD										
YEAR	CLUB	AVG	G	AB	R	H	2B	3B	HR	RBI
1983	SOX vs. BLT.	.125	4	16	0	2	0	0	0	0

ALL-STAR GAME RECORD										
YEAR	CLUB, SITE	POS.	AVG	AB	R	H	2B	3B	HR	RBI
1985	A.L., Minn.	PH	1.000	1	0	1	0	0	0	0
1986	A.L., Hous.	PH	.000	1	0	0	0	0	0	0
1987	A.L., Oak.	PH	.000	1	0	0	0	0	0	0

BATTER'S STATISTICAL BREAKDOWN												
CLUB	1987						CAREER					
	AVG	G	AB	H	HR	RBI	AVG	G	AB	H	HR	RBI
California	.292	13	48	14	1	4	.287	95	366	105	11	54
Kansas City	.276	8	29	8	1	4	.264	76	288	76	9	36
Minnesota	.327	13	49	16	4	11	.318	82	286	91	15	53
Oakland	.354	12	48	17	1	8	.278	98	381	106	10	60
Seattle	.283	13	46	13	2	9	.316	89	338	107	16	64
Texas	.196	12	46	9	2	8	.315	90	327	103	15	55
vs. West	.289	71	266	77	11	44	.296	530	1986	588	76	322
Baltimore	.368	9	38	14	3	10	.254	85	319	81	10	50
Boston	.326	11	43	14	1	10	.272	86	327	89	13	51
Cleveland	.410	10	39	16	2	11	.321	85	324	104	10	56
Detroit	.217	6	23	5	0	4	.262	84	313	82	14	57
Milwaukee	.176	9	34	6	1	6	.287	85	334	96	10	44
New York	.316	9	38	12	2	7	.296	82	318	94	11	48
Toronto	.167	7	24	4	0	1	.274	87	332	91	16	54
vs. East	.297	61	239	71	9	49	.280	594	2273	637	84	360
1987 totals/lifetime	.293	132	505	148	20	93	.288	1124	4259	1225	160	682
Home	.312	66	253	79	12	52	BAINES' CAREER GAME HIGHS HITS: 5 (twice, last 9/18/86 @ Sea.) HRs: 3 (twice, last 9/17/84 @ Minn.) RBI: 6 (7/7/82 vs. Det.)					
Road	.274	66	252	69	8	41						
1st Half	.301	62	239	72	12	49						
2nd Half	.286	70	266	76	8	44						
April	.500	1	4	2	0	2						
May	.301	21	84	25	3	17						
June	.262	51	192	54	10	36						
July	.343	26	105	36	6	22						
August	.134	27	97	13	1	15						
Sept.-Oct.	.345	29	116	40	3	20						

SOX SCRAPBOOK

Two guys named Gus formed an all-Greek White Sox battery in 1950: Pitcher Gus Keriazakos and catcher Gus Niahros.

Jerry Bertolani Infielder/#25



Given name: Jerry Lee Bertolani. **Opening Day age:** 23, turns 24 March 28. **Born:** March 28, 1964, Martinez, Calif. **Bats/throws:** Right/right. **Height/weight:** 6-3/170. **Major league tenure:** None. **Residence:** Sarasota, Fla. **Contract status:** Signed through 1988. **Family:** Married Lori Hurt. **First pro contract:** White Sox. **Major league debut:** None. **Sox acquisition:** Selected in 25th round, June, 1984, free agent draft.

1987: Spent most of his season at "A" Daytona Beach of the Florida State League before being promoted to "AA" Birmingham for the final month batted a combined .303 with the two clubs named to the Florida State League all-star team as a shortstop after finishing 10th in the loop with a .304 batting average and second in the league in runs scored with 87 he added 13 runs scored at Birmingham to give him 100 for the season and became the only player in the White Sox organization to reach that plateau also tied with Peninsula ("A") outfielder Dan Wagner for the minor league organization lead with 152 base hits batted .350 in seven post-season games with Birmingham (7-20, 10 RBI) named the White Sox organization's player-of-the-month in July.

Major League Highlights: Bertolani has not appeared in the major leagues.

Minor League Highlights: Broke into pro ball at "Rookie" Sarasota after being selected by the White Sox in the June, 1984 free agent draft led the Gulf Coast League in runs scored (49), walks (46) and on-base percentage (.405) tied for third in loop with 19 stolen bases and was named to the league's all-star team hit .329 in that fall's Florida Instructional League advanced to "A" Appleton in 1985 and finished sixth in the Midwest League with his .289 batting average over 133 games hit his first professional grand slam home run July 15 versus Clinton spent most of the '86 season at "A" Peninsula but season was shortened due to a knee injury made first jump to "AA" at end of the '87 season.

Miscellaneous/Personal: A California native, Bertolani graduated in 1982 from Antioch High School a 1984 graduate of Los Medanos (Calif.) Junior College where he was named most valuable player of his school's baseball team.

YEAR	CLUB	AVG	G	AB	R	H	TB	GW												
								2B	3B	HR	RBI	RBI	SH	SF	BB	SO	SB	CS	E	
1984	Sarasota	.274	58	208	49	57	65	8	0	0	24	5	0	2	1	46	20	19	5	14
1985	Appleton	.289	135	495	94	143	208	23	6	10	74	7	2	7	8	76	85	20	5	39
1986	Peninsula	.230	68	222	33	51	71	9	1	3	18	1	4	1	2	35	50	14	6	20
	Sarasota	.235	7	17	3	4	5	1	0	0	6	1	0	2	0	2	1	0	0	1
1987	Daytona Beach	.304	114	408	87	124	176	28	6	4	59	6	2	6	5	61	60	23	14	38
	Birmingham	.298	24	94	13	28	37	3	3	0	6	1	0	1	1	7	15	6	3	7

Tony Blasucci Pitcher/#45



Given name (pronunciation): Anthony Victor Blasucci (bluh-SOOCH-ee). **Opening Day age:** 25, turns 26 April 28. **Born:** April 28, 1962, Athens, O. **Bats/throws:** Left/left. **Height/weight:** 6-3/216. **Major league tenure:** None. **Residence:** Miramar, Fla. **Contract status:** Signed through 1988. **Family:** Married Kris Podulka. **First pro contract:** Pittsburgh Pirates; selected in first round (secondary phase), June, 1983 free agent draft. **Major league debut:** None. **Sox acquisition:** Signed as free agent, March, 1987.

1987: Converted to the bullpen after joining the White Sox organization in the spring spent most of the season at "A" Daytona Beach but finished at "AA" Birmingham, helping the Barons win the Southern League title posted a combined 2.38 ERA at the two stops and allowed just 45 hits in 71.2 innings

(Tony Blasucci continued)

held his opponents to a .199 batting average and struck out an average of 10.05 batters per nine innings pitched owned a 4-2 record, nine saves and a 2.31 ERA in 33 games (two starts) at Daytona Beach whiffed 64 batters in just 58.1 innings was 1-0 in 12 relief appearances at Birmingham with 16 strikeouts in 13.1 frames.

Major League Highlights: Blasucci has not appeared in the major leagues.

Minor League Highlights: Drafted by the Pirates in 1983, Blasucci pitched in their farm system for four years but never made it beyond the "A" level a starting pitcher while in the Pirates' chain battled arm problems and made just eight appearances in his last two seasons (1985 and '86) with the Pittsburgh organization was just 6-19 in four years prior to signing with the Sox nearly matched that six-win total with five victories in 1987.

Miscellaneous/Personal: Released by the Pirates, Blasucci signed with the White Sox following a spring training tryout in 1987 pitched for Mayaguez in the Puerto Rican Winter League this past winter.

YEAR	CLUB	W-L	PCT.	ERA	G	GSCG	SHO	SV	IP	H	R	ER	HR	HB	BB-I	SO	WP	BK	
1983	Watertown	1-7	.125	3.84	14	14	0	0	65.2	54	50	28	6	1	40-0	67	8	2	
1984	Prince William	2-2	.500	3.75	7	6	0	0	24.0	21	13	10	1	0	17-0	22	1	0	
	Macon	2-7	.222	6.16	14	14	0	0	68.2	67	60	47	6	1	43-0	57	2	0	
1985	Prince William	0-0	.000	7.71	1	1	0	0	4.2	4	4	4	0	0	3-0	6	0	0	
1986	Prince William	1-2	.333	4.26	4	4	0	0	19.0	19	13	9	0	0	17-1	9	3	0	
	Tri-Cities	0-1	.000	7.20	3	1	0	0	10.0	12	9	8	0	0	8-0	6	0	0	
1987	Daytona Beach	4-2	.667	2.31	33	2	0	0	9	58.1	38	20	15	3	1	27-3	64	4	2
	Birmingham	1-0	1.000	2.70	12	0	0	0	13.1	7	4	4	1	0	7-0	16	1	0	

Daryl Boston Outfielder/#8

Given name: Daryl Lamont Boston. **Opening Day age:** 25. **Born:** January 4, 1963, Cincinnati, O. **Bats/throws:** Left/left. **Height/weight:** 6-3/193. **Major league tenure:** Two years, 47 days. **Residence:** Cincinnati, O. **Contract status:** Signed through 1988. **Family:** Single. **First pro contract:** White Sox. **Major league debut:** May 13, 1984 with the White Sox (vs. Texas). **Sox acquisition:** Selected in first round (seventh player in nation), June, 1981, free agent draft.



1987: Opened the season with the Sox and remained at the major league level until being outrighted to "AAA" Hawaii August 5 returned to Sox September 2 and stayed for the rest of the campaign hitting just .232 at the time of his demotion in August, Boston finished strong in September/October and raised his final batting mark to .258 hit .377 after his return with two homers and nine RBI six straight multiple-hit games with two "dingers" and seven RBI after his return to Sox platooned in center field with right-handed hitting Gary Redus through May 17 majority of remaining starts in left field against opposing right-handers as rookie Kenny Williams emerged as the Pale Hose's regular center fielder notched first career two-homer game June 20 in a Sox victory at Minnesota four RBI that night at the Metrodome matched his career high longest hitting streak of the season was a nine-game skein May 23-June 3 hit .321 at Comiskey Park but only .195 on the road batted .305 in limited play against left-handed pitching (18-59) continued career success against Red Sox, rapping nine hits in 22 at bats for a .409 mark now hitting at a .375 lifetime clip against the club whose city name Daryl shares.

Major League Highlights: Has appeared with the Sox in each of the last four seasons but has yet to complete a full major league campaign. **1986:** Spent the season's first four months at "AAA" Buffalo of the American Association before being recalled by parent Sox July 30 batted .303 with five homers and 41 RBI in 96 games at Buffalo good on 37 of 47 stolen base attempts hot bat when he first joined the Sox, compiling a 13-game hitting streak in mid-August and hitting .333 for the month the hitting skein matched earlier efforts by Carlton Fisk and John Cangelosi for the longest on the squad in '86 it was also

SOX SCRAPBOOK

Wilbur Wood is the last American League pitcher to win and lose 20 or more games in the same season. The Sox left-handed knuckleball artist posted an A.L.-leading 24 victories in 1973 while dropping 20 decisions.

Boston's major league best slumped to a .196 mark in September and October and finished the season with a .266 batting average tied for sixth on the club with 11 doubles in just 199 at bats knocked in a career-high four RBI at Milwaukee August 8 collected 14 RBI in his first 13 games with the Sox. **1985:** Opened the season as the club's regular center fielder but a batting slump prompted his option to "AAA" Buffalo June 30 recalled September 1 and finished the season with the Sox started the season on a good note, hitting safely in his first four games with three two-hit games (7-14, .500), three doubles, a triple and three RBI belted first major league home run May 19 in Chicago off Texas' Charlie Hough Boston also recorded his first major league hit off Hough May 13, 1984 hit safely in six of his first seven games with at bats after his recall (9-23, .391). **1984:** Made his major league debut May 13 an auspicious one by tripling off Hough in his first big league at bat followed with two consecutive singles before striking out in fourth trip, leaving him just one hit short of the major league and White Sox record for consecutive hits at the start of a major league career added a stolen base for good measure in his debut recalled by the parent White Sox three times from "AAA" Denver appeared in 35 White Sox games enjoyed a banner year at Denver (see below).

Minor League Highlights: Boston progressed through the White Sox farm system, reaching the major leagues in 1984 after stops at the "Rookie," "A," "AA," and "AAA" levels was a Midwest League all-star in 1982 in 1983, despite being promoted from "AA" to "AAA" in the final few weeks of the season, Boston still finished second on the Glens Falls ("AA") squad with 18 home runs and was fourth in RBI with 50 at the end of the '83 campaign, he was dubbed one of the top 10 major league prospects in the Eastern League by *Baseball America* he was accorded the same honor in '84 as an American Association player that year at Denver, Boston hit .312 and stole 40 bases in 127 games his average was fourth best in the American Association and he led the loop with 19 triples, the most recorded in that league in 19 years.....Boston earned American Association rookie-of-the-year honors.

Miscellaneous/Personal: Boston was selected by the White Sox as their first-round pick (seventh choice overall) in the June, 1981 free agent draft the choice made Boston the highest drafted player from the Cincinnati area since White Sox pitcher Richard Dotson was selected seventh in the nation by California in 1977 graduated from Woodward High in Cincinnati after a stellar prep career as a pitcher and football quarterback heavily recruited football player father Henry was manager of the Cincinnati Tigers semi-professional baseball team at one time that team's star player was outfielder Dave Parker owns an excellent impersonation of singer Stevie Wonder.

YEAR	CLUB	AVG	G	AB	R	H	TB	GW													
								2B	3B	HR	RBI	RBI	SH	SF	HBBB	SO	SB	CS	E		
1981	Sarasota	.291	56	189	30	55	70	6	3	1	30	5	4	1	0	16	45	12	3	3	
1982	Appleton	.279	139	512	86	143	225	19	9	15	77	8	9	4	2	44	147	28	13	10	
1983	Glens Falls	.239	113	435	65	104	175	15	1	18	50	2	4	4	3	51	133	21	13	13	
	Denver	.255	14	51	11	13	25	4	1	2	7	0	0	0	0	7	14	0	0	4	
1984	Denver	.312	127	471	94	147	251	21	19*	15	82	5	1	11	2	65	82	40	17	10	
	WHITE SOX	.169	35	83	8	14	19	3	1	0	3	0	0	0	0	4	20	6	0	6	
1985	WHITE SOX	.228	95	232	20	53	77	13	1	3	15	2	1	1	0	14	44	8	6	2	
	Buffalo	.271	63	240	45	65	109	12	1	10	35	4	2	2	4	33	48	16	5	3	
1986	Buffalo	.303	96	360	56	109	146	16	3	5	41	6	5	3	1	42	45	37	10	5	
	WHITE SOX	.266	56	199	29	53	85	11	3	5	22	3	3	1	0	21	33	9	5	5	
1987	WHITE SOX	.258	103	337	51	87	142	21	2	10	29	2	4	3	0	25	68	12	6	2	
	Hawaii	.299	21	77	14	23	41	3	0	5	13	2	0	0	1	10	10	0	0	0	
A.L. TOTALS		.243	289	851	108	207	323	48	7	18	69	7	8	5	0	64	165	35	17	13	
M.L. TOTALS		.243	289	851	108	207	323	48	7	18	69	7	8	5	0	64	165	35	17	13	

*Led league

Last HR: 9/19/87 vs. Sea.

(Daryl Boston continued)

BATTER'S STATISTICAL BREAKDOWN
1987

CLUB	1987						CAREER					
	AVG	G	AB	H	HR	RBI	AVG	G	AB	H	HR	RBI
California	.194	11	36	7	0	0	.193	35	114	22	0	3
Kansas City	.263	7	19	5	0	1	.224	27	67	15	0	3
Minnesota	.308	7	26	8	2	6	.235	26	68	16	5	10
Oakland	.286	9	21	6	0	1	.238	34	80	19	0	2
Seattle	.303	10	33	10	2	8	.234	27	77	18	3	12
Texas	.250	7	28	7	2	3	.275	25	91	25	3	11
vs. West	.264	51	163	43	6	19	.231	174	497	115	11	41
Baltimore	.306	10	36	11	1	2	.231	16	52	12	1	2
Boston	.409	5	22	9	1	1	.375	13	48	18	1	4
Cleveland	.324	10	34	11	1	4	.333	14	42	14	1	4
Detroit	.238	7	21	5	1	2	.237	20	59	14	2	9
Milwaukee	.000	5	14	0	0	1	.275	17	51	14	2	9
New York	.172	8	29	5	0	0	.171	13	41	7	0	0
Toronto	.167	7	18	3	0	0	.213	22	61	13	0	0
vs. East	.253	52	174	44	4	10	.260	115	354	92	7	28
1987 totals/lifetime	.258	103	337	87	10	29	.243	289	851	207	18	69
Home	.321	66	253	79	12	52						
Road	.195	51	169	33	5	12						
1st Half	.232	73	241	56	8	18						
2nd Half	.323	30	96	31	2	11						
April	.217	16	46	10	1	6						
May	.295	26	95	28	4	4						
June	.175	23	80	14	3	8						
July	.245	16	49	12	0	2						
August	.000	3	6	0	0	0						
Sept.-Oct.	.377	19	61	23	2	9						

BOSTON'S
CAREER GAME HIGHS

HITS: 3 (11 times, last 9/17/87 vs. Sea.)

HRs: 2 (6/20/87 @ Minn.)

RBI: 4 (twice, last 6/20/87 @ Minn.)

Ivan Calderon Outfielder/#22

Given name: Ivan Calderon (Perez). **Opening Day age:** 26.
Born: March 19, 1962, Luiza, Puerto Rico. **Bats/throws:**
 Right/right. **Height/weight:** 6-1/205. **Major league tenure:**
 Two years, 159 days. **Residence:** Luiza, Puerto Rico.
Contract status: Signed through 1988. **Family:** Married
 Maribel; son Ivan, Jr. and daughter Belmari. **First pro
 contract:** Seattle Mariners; signed as a free agent July 30,
 1979. **Major league debut:** August 10, 1984 with Seattle
 (vs. Minnesota). **Sox acquisition:** Obtained from Seattle as
 player to be named later in trade for catcher Scott Bradley,
 June 26, 1986.



1987: Emerged as one of the league's bright young right-handed hitters with an outstanding season in his first full year with the White Sox just his second full big league season, his first as a starter, and his first that was not injury shortened topped the White Sox in 10 offensive categories, including his team-high .293 batting average and 28 home runs did not hit his first home run until his 15th game April 26 at Comiskey Park versus Toronto just four homers and eight RBI through 31 games May 15 suffered severe right ankle sprain in game versus Texas at home May 15 and was placed on the 15-day disabled list celebrated his return from the DL May 31 with a pair of three-run homers in his first two at bats versus Boston at Comiskey Park both homers came off righty Al Nipper it was Ivan's first career two-homer game and the six RBI were the most in one game by a Sox player in '87 homered and drove in a pair of runs the next night at Texas (June 1) and drove in three more runs in the next two games at Arlington to give him 11 RBI in a four-game span one of the few Sox hitters to prosper during the team's disastrous June (7-21 record) Calderon hit .283 in that month with four homers and 21 RBI went on another offensive binge in mid-July with three homers and 10 RBI in a seven-game stretch from July 17-24 made one of the most spectacular catches of the 1987 major league baseball season at Detroit when he scaled the scoreboard along the left-field wall at Tiger Stadium to rob Alan Trammell of a certain home run July 27 it was one of just six left field starts for Calderon and was prompted by Harold Baines' return to the defensive lineup in right field enjoyed his second two-homer game of the year August 19 at Comiskey Park, once again versus Boston hits in seven of 11 1987 Comiskey Park at bats versus Boston pitching and four of the seven safeties were homers connected for his third two-homer game of the year at Oakland September 27 twice matched his career high with four hits in one game (May 31 vs. Boston and

September 20 vs. Seattle) owned a pair of nine-game hitting streaks (June 26-July 5 and August 2-11) played in a career-high 144 games and only missed a significant amount of playing time while on the DL with the ankle sprain in May.

Major League Highlights: Completed second full big league season in 1987 but it was his first that was not substantially shortened due to injury. **1986:** Played with four different clubs, two in the major leagues (Seattle and the White Sox) and two at the "AAA" level (Calgary and Buffalo) opened the year as Seattle's starting right fielder and hit .237 in 37 games with two homers and 13 RBI optioned to Calgary in May sent to Sox in June in exchange for catcher Scott Bradley reported to Buffalo and his contract was purchased by the Sox July 22 appeared in eight games with four starts before being optioned back to Buffalo August 12 to make room on the Sox' 24-man roster for pitcher Steve Carlton was batting .188 (3-16) when optioned recalled from Buffalo September 2 when rosters expanded made four starts as a designated hitter and logged seven hits in 17 at bats after recall enjoyed a four-hit day at Oakland September 24, the first of his career. **1985:** Considered a candidate for American League rookie-of-the-year honors until his season was cut short with a hand injury August 9 used primarily as a spot starter and pinch-hitter in April and earned regular spot in lineup in mid-May responded to regular play with four homers and seven RBI in an eight-game stretch back-to-back three-hit games July 4 and 5 against Milwaukee raised his average to a season-high .299 homered in consecutive games May 24 and 25 versus Detroit. **1984:** Recalled by Seattle August 10 went 0-3 in his major league debut August 10 versus Minnesota.....placed on the 15-day disabled list August 26 with an injury to his left wrist.

Minor League Highlights: Made quick adjustment to pro ball, batting .318 for Bellingham in 1980 led the Northwest League with nine triples hit .306 in 1981 at Wausau of the "A" Midwest League with 20 homers and 62 RBI made the Midwest League all-star team in 1982 after pacing Wausau with 24 homers (tied for fifth in league), 89 RBI (sixth in league) and 236 total bases (fourth in league) spent the entire 1983 campaign at "AA" Chattanooga where he led the Southern League in hitting with a .311 mark and triples with 15 tied for league honors with 170 hits and 267 total bases played 25 games at third base in addition to regular outfield duties experimented at third and shortstop in fall instructional leagues made jump to "AAA" in 1984 and was the leading hitter at Salt Lake City with a .365 average had four homers and 45 RBI at the time of his recall by the Mariners hit .333 in 24 games at "AAA" Calgary during short stop in 1986.

Miscellaneous/Personal: Native of Puerto Rico still resides there in the off season played baseball and volleyball at Madiana Alta Intermediate School in Luiza, Puerto Rico.

YEAR	CLUB	AVG	G	AB	R	H	TB	2B	3B	HR	RBI	SH	SF	HBBB	SO	SB	CS	E	GW	
																			RBI	SH
1980	Bellingham	.318	57	195	44	62	99	7	9	4	32	1	0	3	1	15	41	7	2	7
1981	Wausau	.306	117	402	79	123	204	19	1	20	62	4	2	2	4	39	96	26	12	6
1982	Wausau	.286	126	461	91	132	236	22	5	24	89	9	4	2	3	45	90	26	15	45
1983	Chattanooga	.311*	139	546	92	170	267	34	15	11	80	3	2	4	3	34	70	25	13	23
1984	Salt Lake	.365	66	255	61	93	130	7	9	4	45	3	1	3	1	21	32	18	6	8
	SEATTLE	.208	11	24	2	5	9	1	0	1	1	0	0	0	2	5	1	0	0	
1985	SEATTLE	.286	67	210	37	60	108	16	4	8	28	2	1	1	2	19	45	4	2	2
1986	SEATTLE	.237	37	131	13	31	42	5	0	2	13	2	0	0	1	6	33	3	1	4
	Calgary	.333	24	81	17	27	39	3	0	3	18	1	0	3	0	15	8	5	1	0
	Buffalo	.219	27	105	11	23	47	9	0	5	22	3	0	2	2	9	28	0	0	5
	WHITE SOX	.303	13	33	3	10	14	2	1	0	2	1	0	0	3	6	0	0	1	
1987	WHITE SOX	.293	144	542	93	159	285	38	2	28	83	3	0	4	1	60	109	10	5	5
A.L. TOTALS		.282	272	940	148	265	458	62	7	39	127	8	1	5	4	90	198	18	8	12
M.L. TOTALS		.282	272	940	148	265	458	62	7	39	127	8	1	5	4	90	198	18	8	12

*Led league

Last HR: 9/27/87 @ Oak.

SOX SCRAPBOOK

Sox Hall of Fame pitcher Ted Lyons contributed to Babe Ruth's 1927 home run record and Joe DiMaggio's fabled 56-game hitting streak in 1941 during Lyons' illustrious 23-year ChiSox career.

BATTER'S STATISTICAL BREAKDOWN

1987

CAREER

CLUB	AVG	G	AB	H	HR	RBI	AVG	G	AB	H	HR	RBI
California	.234	13	47	11	2	8	.250	—	84	21	3	10
Kansas City	.237	10	38	9	2	5	.279	—	61	17	3	8
Minnesota	.302	13	53	16	1	8	.240	—	100	24	1	11
Oakland	.216	11	37	8	4	10	.274	—	73	20	4	13
Seattle	.354	13	48	17	1	2	.339	—	56	19	1	3
Texas	.310	11	42	13	2	8	.302	—	63	19	2	9
vs. West	.279	71	265	74	12	41	.276*	—	442*	122*	14*	54*
Baltimore	.349	12	43	15	4	8	.317	—	63	20	5	12
Boston	.381	6	21	8	4	9	.264	—	72	19	5	13
Cleveland	.238	11	42	10	2	7	.250	—	52	13	2	7
Detroit	.205	11	44	9	1	3	.254	—	67	17	3	6
Milwaukee	.465	10	43	20	3	9	.417	—	84	35	3	15
New York	.283	12	46	13	1	5	.235	—	85	20	3	12
Toronto	.263	11	38	10	1	1	.253	—	75	19	4	7
vs. East	.307	73	277	85	16	42	.287	—	498	143	25	73
1987 totals/lifetime	.293	144	542	159	28	83	.282*	—	940*	265*	39*	127*
Home	.315	71	260	82	15	48						
Road	.273	73	282	77	13	35						
1st Half	.299	61	231	69	10	35						
2nd Half	.289	83	311	90	18	48						
April	.258	17	66	17	1	2						
May	.380	15	50	19	5	12						
June	.283	28	111	32	4	21						
July	.276	26	105	29	5	17						
August	.304	28	102	31	7	15						
Sept.-Oct.	.287	30	108	31	6	16						

*Includes totals vs. White Sox

CALDERON'S
CAREER GAME HIGHS

HITS: 4 (three times, last 9/20/87 vs. Sea.)


HRs: 2 (three times, last 9/27/87 @ Oak.)

RBI: 6 (5/31/87 vs. Bos.)

Joel Davis

Pitcher/#52

Given name: Joel Clark Davis. **Opening Day age:** 23.
Born: January 30, 1965, Jacksonville, Fla. **Bats/throws:**
 Left/right. **Height/weight:** 6-5/205. **Major league tenure:**
 One year, 52 days. **Residence:** Jacksonville, Fla. **Contract**
status: Signed through 1988. **Family:** Married Vania Ortiz;
 son Christopher (September 29, 1983) and daughter Amanda
 (May 2, 1985). **First pro contract:** White Sox. **Major**
league debut: August 11, 1985 with White Sox (vs.
 Milwaukee). **Sox acquisition:** Selected first round, June,
 1983 free agent draft.



1987: Opened his second straight season in the White Sox' starting rotation but again finished the year at the "AAA" level owned a 1-5 record and 5.73 ERA at the time of his option to Hawaii June 4 his only win was a part of baseball history Davis was the starting and winning pitcher in the Sox' 7-1 victory over Milwaukee at Comiskey Park April 21 as the Pale Hose ended the Brewers' major league record-tying streak of 13 wins to start the season Davis helped end another Brewers' streak on May 20 Milwaukee's 5-1 success over Davis and the Sox at County Stadium snapped the Brewers' 12-game losing streak nine of Davis' 13 appearances came as a starter and he owned a 1-4 record in that role only decision in his four relief efforts was a loss at Texas June 1 when he was touched for a 12th inning grand slam home run by Oddibe McDowell that overcame a 9-7 Sox lead Davis' longest effort was perhaps his best of the season in his only complete game, Davis dropped a 1-0 heartbreaker at Cleveland April 28 in 8.1 innings, Davis allowed just one earned run on four hits and the deciding tally scored in the ninth inning no Cleveland runners reached third base until the ninth the Indian run snapped a scoreless innings streak of 20.1 for Davis though just 1-2 in April, Davis owned a fine 1.80 ERA in 25.0 innings pitched not as effective in May, Davis logged an 0-2 mark and 7.76 ERA optioned to Hawaii June 4 one day after an ineffective relief appearance at Texas was 6-7 with a 3.71 ERA in 17 games at Hawaii tossed four complete games in 16 starts for the Islanders.

Major League Highlights: Made progression from "AA" to the major leagues at the age of 20 in 1985 won his major league debut. **1986:** Opened the season with the parent White Sox and was in the starting rotation until being optioned to "AAA" Buffalo July 22 owned a 4-5 record with a 4.70 ERA in 19 starts fired one complete game, a 2-1 success against Toronto at Comiskey

Park May 20 that marked his second career complete game and his first distance victory followed that win with another outstanding effort, holding the Royals to just one earned run on four hits in the first nine innings of a 17-inning loss at Kansas City May 25 struck out a career-high nine men versus Cleveland May 3 in just 7.1 innings. **1985:** Started the season at "AA" Glens Falls but was quickly promoted to "AAA" Buffalo recalled by the parent White Sox where he won his major league debut, 4-1, August 11 against Milwaukee in Chicago fired seven full innings in that initial major league start, allowing just five hits and one earned run struck out six and walked only two finished the season with a 3-3 mark and became a fixture in the Sox' starting rotation from the time he was recalled made a total of 11 starts in 12 appearances fired one complete game but lost it, 3-1, at Minnesota October 2 in his final start.

Minor League Highlights: In the White Sox chain since being drafted in the first round in June, 1983 second in the Gulf Coast League ("Rookie") in strikeouts with 95 in 1983 also placed seventh in loop in ERA with a 1.91 mark fired a two-hitter against the Sarasota Royals August 18 spent the 1984 season with Sox farm teams at "A" Appleton, "A" Niagara Falls, and "AA" Glens Falls was ninth in the New York-Penn League in ERA with a 2.35 mark while at Niagara Falls fired a 4-0, one-hit shutout versus Jamestown June 23 and was named to the New York-Penn League all-star team compiled a 5-0 mark and a 2.45 ERA in the Fall Instructional League following the '84 season posted a 6-7 mark in 16 starts and 17 outings at "AAA" Hawaii in 1987 with a 3.71 ERA.

Miscellaneous/Personal: The Sox' first-round pick and the 13th player chosen in the June, 1983 free agent draft native of Jacksonville, Fla., struck out 190 batters in 100 innings in his senior year at Sandalwood High finished that season with a 12-0 record also played one year of basketball in the prep ranks presented ceremonial key to his hometown of Jacksonville on his 21st birthday, January 30, 1986 after his successful jump to the major leagues the previous August.

YEAR CLUB	W-L	PCT.	ERA	G	GSCG	SHO	SV	IP	H	R	ER	HR	HB	BB-I	SO	WP	BK	
1983 Sarasota	6-2	.750	1.91	12	12	3	1	0	75.0	51	23	16	1	2	26-0	95	2	1
1984 Appleton	1-2	.333	6.02	11	10	0	0	0	40.0	40	27	27	0	0	38-0	38	3	0
Niagara Falls	3-4	.429	2.35	11	11	2	1	0	69.0	57	35	18	1	1	37-0	72	4	0
Glens Falls	1-2	.333	7.71	4	4	0	0	0	12.0	12	13	10	1	0	14-0	9	1	0
1985 Glens Falls	1-1	.500	2.84	4	4	0	0	0	25.1	19	8	8	4	2	16-2	20	0	0
Buffalo	2-5	.286	4.79	10	10	2	0	0	56.1	62	39	30	5	0	35-2	31	4	0
WHITE SOX	3-3	.500	4.16	12	11	1	0	0	71.1	71	34	33	6	1	26-0	37	1	0
1986 WHITE SOX	4-5	.444	4.70	19	19	1	0	0	105.1	115	64	55	9	1	51-0	54	4	1
Buffalo	1-4	.200	4.58	6	6	1	0	0	39.1	41	24	20	5	1	11-1	30	3	0
1987 WHITE SOX	1-5	.167	5.73	13	9	1	0	0	55.0	56	35	35	7	0	29-1	25	1	0
Hawaii	6-7	.462	3.71	17	16	4	1	0	111.2	90	54	46	8	1	45-0	32	4	0
A.L. TOTALS	8-13	.381	4.78	44	39	3	0	0	231.2	242	133	123	22	2	106-1	116	6	1
M.L. TOTALS	8-13	.381	4.78	44	39	3	0	0	231.2	242	133	123	22	2	106-1	116	6	1

Last complete game: 4/28/87 @ Clev.

PITCHER'S STATISTICAL BREAKDOWN

CLUB	1987						CAREER					
	ERA	W-L	SV	IP	ER	SO	ERA	W-L	SV	IP	ER	SO
California	—	—	—	—	—	—	3.00	1-0	0	6.0	2	4
Kansas City	4.70	0-1	0	7.2	4	6	4.50	0-2	0	22.0	11	12
Minnesota	—	—	—	—	—	—	3.46	1-2	0	26.0	10	7
Oakland	—	—	—	—	—	—	5.19	1-0	0	17.1	10	9
Seattle	—	—	—	—	—	—	9.00	0-0	0	7.0	7	4
Texas	18.90	0-1	0	3.1	7	2	9.95	1-2	0	12.2	14	5
vs. West	9.00	0-2	0	11.0	13	8	5.34	4-6	0	91.0	54	45
Baltimore	9.82	0-0	0	7.1	8	2	9.00	0-0	0	10.0	10	2
Boston	12.00	0-0	0	3.0	4	2	7.56	0-0	0	8.1	7	4
Cleveland	2.51	0-1	0	14.1	4	6	4.11	0-2	0	35.0	16	19
Detroit	3.48	0-1	0	10.1	4	4	3.38	0-2	0	24.0	9	12
Milwaukee	4.00	1-1	0	9.0	4	3	2.95	3-1	0	36.2	12	21
New York	—	—	—	—	—	—	2.84	0-0	0	6.1	2	2
Toronto	—	—	—	—	—	—	5.75	1-2	0	20.1	13	11
vs. East	4.91	1-3	0	44.0	24	17	4.41	4-7	0	140.2	69	71
1987 totals/lifetime	5.73	1-5	0	55.0	35	25	4.78	8-13	0	231.2	123	116

(Joel Davis continued)

Home	6.14	1-2	0	29.1	20	13
Road	5.26	0-3	0	25.2	15	12
1st Half	5.73	1-5	0	55.0	35	25
2nd Half	—	—	—	—	—	—
April	1.80	1-2	0	25.0	5	10
May	7.76	0-2	0	26.2	23	13
June	18.90	0-1	0	3.1	7	2
July	—	—	—	—	—	—
August	—	—	—	—	—	—
Sept.-Oct.	—	—	—	—	—	—

DAVIS'
CAREER GAME HIGHS
Ks: 9 (5/3/86 vs. Clev.)
HITS: 4 (twice, last 4/28/87 @ Clev.)
LONGEST WIN STREAK:
2 Games

John Davis Pitcher/#31

Given name: John Kirk Davis. **Opening Day age:** 25.
Born: January 5, 1963, Chicago, Ill. **Bats/throws:** Right/
right. **Height/weight:** 6-7/215. **Major league tenure:**
Seventy-five days. **Residence:** San Diego, Calif. **Contract**
status: Signed through 1988. **Family:** Married Misty Dean.
First pro contract: Kansas City; selected in seventh round,
June, 1981 free agent draft. **Major league debut:** July 24,
1987 with Kansas City (at Baltimore). **Sox acquisition:**
Obtained with pitchers Melido Perez, Chuck Mount, and Greg
Hibbard in exchange for pitcher Floyd Bannister and infielder
Dave Cochrane, December 10, 1987.



1987: Split his season between "AAA" Omaha of the American Association and Kansas City compiled a 4-3 record and 2.66 ERA in 43 games at Omaha, all in relief notched seven saves and recorded 44 strikeouts in just 50.2 innings joined the Royals in July and made his big league debut July 24 at Baltimore made a total of 27 relief appearances with the Royals and owned a 5-2 record, 2.27 ERA and two saves won his first three major league decisions first win came August 9 at Boston with 6.2 innings of three-hit relief in an 8-3 win over the Red Sox struck out four, his season high, and walked none in that first win it was also the longest stint of his rookie season added wins August 17 at Texas and August 27 at Kansas City versus Texas to push his record to 3-0 with a 1.25 ERA had allowed just three earned runs in 21.2 innings at that point first big league loss came at the hands of the White Sox September 6 in an 11-inning game at Royals Stadium touched for one run in 3.1 innings that afternoon dropped another game September 10 at Oakland but won his final two verdicts September 17 at home versus California and September 26 at Minnesota first save came August 19 at Texas and second occurred September 8 at California allowed no more than two earned runs in any one outing and gave up as many as two just twice did not give up a home run in his 43.2 innings.

Major League Highlights: See above.

Minor League Highlights: Drafted by the Royals in June, 1981, Davis worked his way through their system before reaching the big leagues in 1987 first pro season at "Rookie" Sarasota in '81 where he went 2-2 in 10 outings compiled a fine 7-1 record as a starter at "Rookie" Butte of the Pioneer League in '82 but his ERA stood at 6.14 after three successive losing seasons as a starter ('83-'85), Davis was moved to the bullpen in '86 spent most of that season at "AA" Memphis but was promoted to "AAA" Omaha to assist that club in its playoff drive relieved in all but five of his 41 outings at Memphis and posted eight saves, second most on the Chicks' staff.

Miscellaneous/Personal: A 1981 graduate of Centennial High School in Pueblo, Colo., where he lettered in baseball and basketball helped lead the basketball squad to an undefeated season and was twice named to the all-South Central League squad an all-Colorado selection in both sports also played American Legion baseball his father, Millard Davis, played professional basketball with the St. Louis Hawks of the National Basketball Association in 1957-58.

YEAR CLUB	W-L	PCT.	ERA	G	SC	CG	SHO	SV	IP	H	R	ER	HR	HB	BB-I	SO	WP	BK
1981 Sarasota	2-2	.500	5.10	10	4	0	0	0	30.0	28	21	17	0	0	23-1	13	1	0
1982 Butte	7-1	.875	6.14	14	14	2	0	0	80.2	100	62	55	4	2	37-2	38	12	1
1983 Charleston	5-6	.455	6.58	20	11	4	1	0	78.0	104	64	57	5	1	40-0	48	7	0
1984 Fort Myers	7-11	.389	4.53	25	25	5	0	0	153.0	170	91	77	9	6	70-3	84	8	1
1985 Memphis	6-15	.286	5.39	27	27	4	0	0	160.1	186	113	96	13	11	75-4	103	7	2
1986 Memphis	6-6	.500	4.69	41	5	0	0	8	111.1	99	63	58	9	4	69-4	70	6	0
1986 Omaha	0-0	.000	4.50	2	0	0	0	1	2.0	2	1	1	0	1	1-0	1	0	0
1987 Omaha	4-3	.571	2.66	43	0	0	0	7	50.2	34	16	15	2	2	27-5	44	4	1
KANSAS CITY	5-2	.714	2.27	27	0	0	0	2	43.2	29	13	11	0	2	26-4	24	2	0
A.L. TOTALS	5-2	.714	2.27	27	0	0	0	2	43.2	29	13	11	0	2	26-4	24	2	0
M.L. TOTALS	5-2	.714	2.27	27	0	0	0	2	43.2	29	13	11	0	2	26-4	24	2	0

PITCHER'S STATISTICAL BREAKDOWN

CLUB	1987						CAREER					
	ERA	W-L	SV	IP	ER	SO	ERA	W-L	SV	IP	ER	SO
California	1.59	1-0	1	5.2	1	5	1.59	1-0	1	5.2	1	5
Kansas City	—	—	—	—	—	—	—	—	—	—	—	—
Minnesota	4.15	1-0	0	4.1	2	0	4.15	1-0	0	4.1	2	0
Oakland	1.93	0-1	0	4.2	1	2	1.93	0-1	0	4.2	1	2
Seattle	0.00	0-0	0	0.2	0	1	0.00	0-0	0	0.2	0	1
Texas	1.93	2-0	1	4.2	1	3	1.93	2-0	1	4.2	1	3
vs. West	2.92*	4-2*	2	24.2*	8*	15*	2.92*	4-2*	2	24.2*	8*	15*
Baltimore	0.00	0-0	0	1.0	0	0	0.00	0-0	0	1.0	0	0
Boston	0.00	1-0	0	9.0	0	7	0.00	1-0	0	9.0	0	7
Cleveland	—	—	—	—	—	—	—	—	—	—	—	—
Detroit	0.00	0-0	0	5.2	0	2	0.00	0-0	0	5.2	0	2
Milwaukee	4.50	0-0	0	2.0	1	0	4.50	0-0	0	2.0	1	0
New York	13.50	0-0	0	1.1	2	0	13.50	0-0	0	1.1	2	0
Toronto	—	—	—	—	—	—	—	—	—	—	—	—
vs. East	1.42	1-0	0	19.0	3	9	1.42	1-0	0	19.0	3	9
1987 totals/lifetime	2.27*	5-2*	2	43.2*	11*	24*	2.27*	5-2*	2	43.2*	11*	24*
Home	1.83	2-1	0	19.2	4	9						
Road	2.63	3-1	2	24.0	7	15						
1st Half	—	—	—	—	—	—						
2nd Half	2.27*	5-2*	2	43.2*	11*	24*						
April	—	—	—	—	—	—						
May	—	—	—	—	—	—						
June	—	—	—	—	—	—						
July	4.91	0-0	0	3.2	2	3						
August	1.37	3-0	1	19.2	3	10						
Sept.-Oct.	2.66	2-2	1	20.1	6	11						

* Includes totals vs. White Sox

Carlton Fisk

Catcher/#72

Given name: Carlton Ernest Fisk. **Nickname:** "Pudge."
Opening Day age: 40. **Born:** December 26, 1947, Bellow Falls, Vt. **Bats/throws:** Right/right. **Height/weight:** 6-2/225. **Major league tenure:** Sixteen years, 54 days. **Residence:** Lockport, Ill. **Contract status:** Signed through 1988. **Family:** Married Linda Foust; daughter Carlyn (September 26, 1970), son Carson (February 20, 1972) and daughter Courtney (February 18, 1976). **First pro contract:** Boston Red Sox; selected first round (fourth player in nation), January, 1967 free agent draft. **Major league debut:** September 18, 1969 with Boston (vs. Baltimore). **Sox acquisition:** Signed as a free agent March 10, 1981.



DAVIS' CAREER GAME HIGHS
 Ks: 4 (twice, last 9/8/87 at Calif.)

LONGEST WIN STREAK:
 3 Games

1987: Achieved several career milestones in his 16th full major league season and his seventh year with the White Sox collected 1,000th run batted in at California June 7 with a ninth-inning home run, his second round-tripper of the game belted his 300th career homer September 5 at Kansas City off the Royals' Danny Jackson also notched no. 299 off Jackson August 31 in Comiskey Park cracked his 20th home run of the season September 17 to beat Seattle in the 10th inning at Comiskey Park Fisk, at age 39, became the oldest catcher in baseball history and the oldest White Sox player to hit 20 or more home runs in one season a pair of homers off American League two-time Cy Young Award winner Roger Clemens at Boston August 26 gave Fisk his 20th career two-homer game a round-tripper at Boston August 24 was his 100th career shot at historic Fenway Park and his 10th there as a member of the White Sox just the third catcher in baseball history to collect 300 home runs, 1,000 runs and 1,000 RBI Johnny Bench and Yogi Berra are the other two now tied with Ted Simmons for sixth place on the all-time list of games caught at 1,761

(Carlton Fisk continued)

..... Fisk and California's Bob Boone are two of only five players in the history of baseball to catch at least one-half of their club's games at age 39 or older Fisk made 102 starts behind the plate in '87 and appeared in 122 games there despite starting the season as a back-up to rookie Ron Karkovice Fisk finished the season with 23 home runs (304 career), 18 of them on the road that mark fell just one short of the club record for most road home runs (19 by Eddie Robinson in 1951) did not assume regular catching duties until early June made six starts as the Sox' designated hitter, six more at first base, and two opening assignments in left field (May 22 and 23 at Boston) in the season's first 50 games longest hitting streaks of the year were a pair of nine-gamers, one April 12-25 and the other September 14-22 his first 1987 start at first base April 26 (versus Toronto) was his first there since June 29, 1982 stole just one base for the year, but it keyed an 11-inning win at Kansas City September 6 while Fisk displayed more power on the road (18 homers and 47 RBI), he hit for a better average at home (.266) than he did away from home (.246) continued to haunt his old team by hitting four home runs against Boston, three off ace Roger Clemens and all four at Fenway Park also hit four round-trippers against California was hitting just .205 through July 2 but had hits in 48 of his last 70 games (72-239, .301) to raise his final average to .256 his career-high 17 GWRBI led the Sox and placed him in a three-way tie for second in the league.

Major League Highlights: Of his 304 lifetime homers, 284 have come while Fisk was catching that figure is third best among all catchers and second best in American League history Johnny Bench is the all-time leader (325 of 389) and Yogi Berra tops the A.L. backstops (313 of 358) Fisk's 142 homers with the White Sox place him third on the all-time club list behind Harold Baines (160) and Bill Melton (154) with 116 career stolen bases, Fisk is the only catcher in modern baseball history to top the century mark in both homers and stolen bases a 10-time selection to the A.L. All-Star team has enjoyed enormous success against his former Boston teammates since joining the White Sox in 1981 in just 70 games versus the Red Sox, Fisk has hit .319 with 24 home runs and 55 RBI has appeared in a pair of ALCS (Chicago in '83 and Boston in '75) and one World Series (Boston in '75). **1986:** Battled nagging injuries and a virus for much of the season finished with a .221 batting average and 14 home runs still managed 63 RBI, second best total on the club batting average was the lowest of his 15 major league seasons and the homer total was his lowest since 1982 injuries included a bruised right wrist suffered when struck by a pitch in spring training and severely jammed thumb that ended his catching duties for the season September 15 also missed 11 games with a virus in July started the season's first 26 games in left field as the Sox inserted Joel Skinner behind the plate made first appearance as a catcher May 9 at Cleveland, catching the ninth inning made first catching start the following afternoon but did not catch a full game until May 12 at Baltimore batted just .200 with two home runs and seven RBI in the first 25 games while playing only left field offense improved when he returned to catching, homering once and driving in a dozen runs in 11-game period beginning May 9 recorded season-long 13-game hitting streak June 10-23, equalling concurrent skein by John Cangelosi and later one by Daryl Boston for the longest on the squad in '86 just one-for-eight as a pinch-hitter but the one hit was a three-run homer at Toronto August 21, his first homer in a guest role since September 20, 1984. **1985:** Enjoyed the most productive season of his major league career career-high totals of 37 home runs and 107 RBI the homer total tied the White Sox club record established by Dick Allen in 1972 extra-base hit percentage of 47.29 led all A.L. regulars Fisk clubbed 33 of the 37 round-trippers while catching, breaking the A.L. single-season standard of 32 set by Detroit's Lance Parrish in 1982 it marked just the second time in his career Fisk topped the century mark in RBI his previous highs were 26 homers (1973, '77 and '83) and 102 RBI (1977) had three two-homer games drove in a season-high seven runs in a game at Texas September 6, equalling his career single-game high blasted his second Comiskey Park roofshot homer against Kansas City's Charlie Leibrandt May 30 the A.L.'s starting catcher in the All-Star Game when Parrish, voted to start in the fans' balloting, was

scratched due to injury named to *The Sporting News* and UPI post-season A.L. all-star teams also received *The Sporting News* Silver Slugger Award among A.L. catchers Fisk led the A.L. in homers for much of the season's first half finished second for the season behind 38-year old Darrell Evans of Detroit who hit 40 one RBI in every 5.07 at bats ranked ninth in A.L. named league player-of-the-week for May 27-June 1 when he belted five homers and drove in 13 runs in just four games equalled his career best with 17 stolen bases (1982) stole the 100th base of his career May 13 in Chicago against Cleveland swiped second and third base in the second inning versus Oakland June 19 had 23 homers at the All-Star Game break and tied his career-high figure of 26 July 22 in the club's 89th game hit his 32nd homer August 14 against New York in the Sox' 110th game but added just five more in the final 53 contests longest homerless stretch was 16 games from September 7-23 longest hitting streak was an eight-gamer that opened his season (12-31, .387) missed the season's first three games with a muscle pull in his left hip suffered in the final weekend of spring training, his only significant injury of the season made 121 starts behind the plate and 28 more as the Sox designated hitter underwent a rigorous off-season weight-training program prior to the '85 season, adding weight and bulk recorded a pair of putouts at home plate August 2 in New York in one of the most bizarre plays of '85 Fisk took shortstop Ozzie Guillen's relay throw from the outfield on a ball hit to the gap by Rickey Henderson and tagged out both Bobby Meacham and Dale Berra, who were just steps apart, in succession at home plate Fisk named Chicago's co-player-of-the-year along with the Cubs' Keith Moreland by the Chicago chapter of the Baseball Writers Association of America. **1984:** Spent the season hampered by an abdominal muscle pull suffered Opening Day forced onto the disabled list once (June 23-July 4) and appeared in only 102 games, his fewest in three seasons Fisk made only 86 appearances behind the plate, 11 as a pinch-hitter and five as a designated hitter despite limited duty, Fisk still became only the second catcher in White Sox history to hit at least 20 home runs in more than one season with 21 round-trippers (Sherm Lollar was the other backstop to accomplish the feat) became only the third player in White Sox history to hit for the cycle and the first to do it at Comiskey Park when he singled, doubled, tripled, and homered against Kansas City May 16 prior to Fisk's fireworks, the last Sox batter to accomplish the feat was Jack Brohamer June 24, 1977 at Seattle Ray Schalk, another catcher, was the first, cycling June 22, 1922 at Detroit 43 RBI marked the lowest total in history for a major leaguer with 20 or more home runs. **1983:** Finished a strong third in balloting for the A.L. most valuable player award Fisk was a driving force in the White Sox' 1983 West Division championship, turning a bad year into an outstanding one struggled for the first two months when manager Tony La Russa moved Fisk to the second spot in the batting order June 15, Fisk went on a tear, hitting a torrid .329 (112-340) Fisk hit .319 during the second half (88-176) to raise his season average to .289 second on the White Sox in runs (85) and third in home runs (26) 26-home run output matched his then single-season high first set in 1973 and 1977 with Boston joined Ron Kittle (35) and Greg Luzinski (32) to set a club three-man, single-season home run record of 93. **1982:** Third on the club in steals (17), fourth in RBI (65) and runs (66) put together a 12-game hitting streak (July 26-August 9) and hit safely in 23 of 25 games (July 26-August 23), driving in five runs in a game against his former teammates, the Red Sox, July 30 made his second straight All-Star Game appearance as a White Sox player. **1981:** Fisk's first season with the White Sox after signing as a free agent produced strike-shortened totals of seven home runs and 45 RBI in 96 games the White Sox opened the season April 10 at Boston's Fenway Park, Fisk's home the previous 10 seasons in storybook fashion, Fisk fashioned a three-run home run in the eighth inning to power Chicago past the BoSox, 5-3 in his home debut with the White Sox four days later, Fisk added to the drama by slamming a grand slam home run off Pete Vuckovich to boost the Sox to a 9-3 win over Milwaukee in front of a Comiskey Park-record home Opening Day crowd of 51,560 caught more games than any A.L. receiver (95) and had the fewest passed balls (two) in the league the latter passed ball total was lowest for a White Sox catcher since Brian Downing was charged with only one in 1976 Fisk was voted *The Sporting News* Silver Slugger Award as the most

(Carlton Fisk continued)

productive receiver in the American League and also was named to the UPI all-star team. **1980:** In his final season with Boston, Fisk re-established himself as an everyday catcher following his injury-plagued '79 campaign caught 115 games, fifth highest total in the A.L. led the league with the fewest passed balls (three) for catchers in 100 or more games registered his 1,000th major league hit June 1 against Milwaukee, a home run off Rickey Keeton at Boston. **1977:** Tied a major league mark with only four passed balls in 151 games became one of only six catchers in baseball history to score 100 runs and drive in 100 runs in the same season. **1975:** Fisk painted one of the great moments in baseball history with his dramatic, game-winning 12th-inning home run in the sixth game of the World Series against Cincinnati at Boston's Fenway Park the homer, for which he supplied body English, has been documented on film and is still being used on the opening segments of network telecasts. **1972:** Named A.L. rookie-of-the-year after batting .293 with 22 home runs and 61 RBI also led league catchers in total chances that earned him a Gold Glove Award.

Minor League Highlights: After missing 1967 due to military service, Fisk reached the big leagues for good by the final 14 games of Boston's '71 season hit .338 in his first professional season at Waterloo made brief and initial big league appearance in 1969.

Miscellaneous/Personal: Fisk, wife Linda, and children Carlyn, Casey and Courtney reside in the Chicago area (Lockport) the year round wears no. 72, the reverse of his no. 27 at Boston, because "... that was the year my son Casey was born, it was my rookie year in the majors, and it represents a turnaround in my career..." selected in first round of the 1967 winter free agent draft by Boston most valuable player in baseball, basketball, and soccer at Charlestown (N.H.) High School before attending the University of New Hampshire brother Calvin was a catcher in the Baltimore organization oldest daughter Carlyn was a pre-season all-Illinois selection in volleyball in 1987-88 former Boston outfielder Rick Miller is his brother-in-law Fisk's free agent signing during spring training in 1981 brought instant credibility to the new White Sox ownership group headed by Jerry Reinsdorf and Eddie Einhorn acquired the nickname "Pudge" as a youngster in New England.

YEAR	CLUB	AVG	G	AB	R	H	TB	2B	3B	HR	RBI	RBI	SHSF	HB	BB	SO	SB	CS	E	GW		
																				IN	MILITARY SERVICE	
1967	Greenville																					
1968	Waterloo	.338	62	195	31	66	117	11	2	12	34	—	0	2	2	21	49	2	1	8		
1969	Pittsfield	.243	97	309	38	75	129	18	3	10	41	—	1	1	7	33	60	2	0	22*		
	BOSTON	.000	2	5	0	0	0	0	0	0	0	—	0	0	0	0	2	0	0	0		
1970	Pawtucket	.229	93	284	43	65	121	18	1	12	44	—	1	1	5	42	66	6	5	7		
1971	Louisville	.263	94	308	45	81	129	10	4	10	43	—	1	2	4	35	61	5	4	13		
	BOSTON	.313	14	48	7	15	25	2	1	2	6	—	0	0	0	1	10	0	0	2		
1972	BOSTON	.293	131	457	74	134	246	28	9@	22	61	—	1	0	4	52	83	5	2	15@		
1973	BOSTON	.246	135	508	65	125	224	21	0	26	71	—	1	2	10	37	99	7	2	14*		
1974	BOSTON	.299	52	187	36	56	103	12	1	11	26	—	2	1	2	24	23	5	1	6		
1975	BOSTON	.331	79	263	47	87	139	14	4	10	52	—	0	2	2	27	32	4	3	8		
1976	BOSTON	.255	134	487	76	124	202	17	5	17	58	—	3	5	6	56	71	12	5	12		
1977	BOSTON	.315	152	536	106	169	279	26	3	26	102	—	2	10	9	75	85	7	6	11		
1978	BOSTON	.284	157	571	94	162	271	39	5	20	88	—	3	6	7	71	83	7	2	17*		
1979	BOSTON	.272	91	320	49	87	144	23	2	10	42	—	1	3	6	10	38	3	0	3		
1980	BOSTON	.289	131	478	73	138	223	25	3	18	62	5	0	3	13*	36	62	11	5	11		
1981	WHITE SOX	.263	96	338	44	89	122	12	0	7	45	5	1	5	12	38	37	3	2	6		
1982	WHITE SOX	.267	135	476	66	127	192	17	3	14	65	4	4	4	6	46	60	17	2	5		
1983	WHITE SOX	.289	138	488	85	141	253	26	4	26	86	9	2	3	6	46	88	9	6	7		
1984	WHITE SOX	.231	102	359	54	83	168	20	1	21	43	3	1	4	5	26	60	6	0	6		
1985	WHITE SOX	.238	153	543	85	129	265	23	1	37	107	13	2	6	17	52	81	17	9	10		
1986	WHITE SOX	.221	125	457	42	101	154	11	0	14	63	7	0	6	6	22	92	2	4	8		
1987	WHITE SOX	.256	135	454	68	116	209	22	1	23	71	17	1	6	8	39	72	1	4	7		
A.L. TOTALS		.270	1962	6975	1071	1883	3219	338	43	304	1048	63	24	66	119	658	1078	116	53	148		
M.L. TOTALS		.270	1962	6975	1071	1883	3219	338	43	304	1048	63	24	66	119	658	1078	116	53	148		

*Led league @Tied for league lead Last HR: 10/4/87 vs. Oak. Last grand slam: 7/8/85 @ Det. (Career: 4)

ALCS RECORD										
YEAR	CLUB	AVG	G	AB	R	H	2B	3B	HR	RBI
1975	Bos. vs. Oak.	.417	3	12	4	5	1	0	0	2
1983	SOX vs. BLT.	.176	4	17	0	3	1	0	0	0
A.L. TOTALS		.275	7	29	4	8	2	0	0	2

WORLD SERIES RECORD

YEAR	CLUB	AVG	G	AB	R	H	2B	3B	HR	RBI
1975	Bos. vs. Cin.	.240	7	25	5	6	0	0	2	4

ALL-STAR GAME RECORD

YEAR	CLUB, SITE	POS.	AVG	AB	R	H	2B	3B	HR	RBI
1972	A.L., Atl.	C	.500	2	1	1	0	0	0	0
1973	A.L., K.C.	C	.000	2	0	0	0	0	0	0
1974	A.L., Pitt.									
1976	A.L., Phil	C	.000	1	0	0	0	0	0	0
1977	A.L., N.Y.	C	.000	2	0	0	0	0	0	0
1978	A.L., S.D.	C	.000	2	0	0	0	0	0	1
1980	A.L., L.A.	C	.000	2	0	0	0	0	0	0
1981	A.L., Cleve.	C	.333	3	1	1	0	0	0	0
1982	A.L., Mtl.	C	.000	2	0	0	0	0	0	0
1985	A.L., Minn.	C	.000	2	0	0	0	0	0	0
A.S.G., TOTALS			.111	18	2	2	0	0	0	1

BATTER'S STATISTICAL BREAKDOWN

CLUB	1987						CAREER					
	AVG	G	AB	H	HR	RBI	AVG	G	AB	H	HR	RBI
California	.304	13	46	14	4	8	.286	149	542	155	20	71
Kansas City	.265	10	34	9	2	7	.269	138	509	137	19	76
Minnesota	.225	12	40	9	0	2	.272	145	519	141	19	61
Oakland	.150	11	40	6	2	5	.286	142	511	146	31	93
Seattle	.250	12	40	10	2	8	.295	104	369	109	18	62
Texas	.174	7	23	4	0	2	.229	153	536	123	19	73
vs. West	.233	65	223	52	10	32	.273	913*	3273*	892*	138*	470*
Baltimore	.250	12	40	10	2	10	.252	178	622	157	20	90
Boston	.276	8	29	8	4	6	.319	70	254	81	24	55
Cleveland	.324	10	34	11	1	6	.285	172	594	169	29	106
Detroit	.286	11	35	10	1	3	.260	168	580	151	21	67
Milwaukee	.333	10	36	12	2	4	.271	168	628	170	31	106
New York	.212	11	33	7	3	6	.256	178	625	160	26	90
Toronto	.250	8	24	6	0	4	.258	115	399	103	15	64
vs. East	.277	70	231	64	13	39	.268	1049	3702	991	166	578
1987 totals/lifetime	.256	135	454	116	23	71	.270*	1962*	6975*	1883*	304*	1048*
Home	.266	68	218	58	5	24						
Road	.246	67	236	58	18	47						
1st Half	.228	73	254	58	12	42						
2nd Half	.290	62	200	58	11	29						
April	.268	15	56	15	1	8						
May	.149	22	67	10	2	8						
June	.207	25	87	18	4	11						
July	.309	25	94	29	6	17						
August	.339	20	59	20	5	11						
Sept.-Oct.	.264	28	91	24	5	16						

FISK'S
CAREER GAME HIGHS
 HITS: 4 (11 times, last 9/6/85 @ Tex.)
 HRs: 2 (20 times, last 8/26/87 @ Bos.)
 RBI: 7 (twice, last 9/6/85 @ Tex.)

*Includes totals vs. White Sox

Tom Forrester First Baseman/#30

Given name: Thomas Charles Forrester. **Opening Day age:** 23, turns 24 April 16. **Born:** April 16, 1964, Toms River, N.J. **Bats/throws:** Left/left. **Height/weight:** 6-3/185. **Major league tenure:** None. **Residence:** Toms River, N.J. **Contract status:** Signed through 1988. **Family:** Single. **First pro contract:** White Sox. **Major league debut:** None. **Sox acquisition:** Selected first round (secondary phase), January, 1985 free agent draft.



1987: Opened the season at "AAA" Hawaii and finished at "AA" Birmingham where he was a key contributor to the Barons' Southern League championship after spending much of March at the big league camp in spring training as a non-roster invitee, Forrester opened the regular season at Hawaii batted just .190 in 58 games with the Islanders added six home runs and 26 RBI moved down to Birmingham and fared much better at the plate hit for a .289 average in 59 regular season games with 10 home runs and 27 RBI put on a tremendous power show in the Southern League playoffs blasted four homers and drove in seven runs (6-11, .545) in three-game sweep of Huntsville in semi-final series added two more homers and four more RBI in championship series win over Charlotte counting the post-season, Forrester had 22 home runs for the year in just 124 games final post-season batting average was .526 (10-19) clubbed three homers and went five-for-five at the plate in

(Tom Forrester continued)

the last game ever played at historic Rickwood Field in Birmingham August 30 became the only player in Barons' history to hit three homers in one game during Rickwood Field's 77-year lifetime Forrester had 10 home runs in his final nine games (two regular season and seven in the playoffs) of 1987.

Major League Highlights: Forrester has not appeared in the major leagues.

Minor League Highlights: A product of the January, 1985 free agent draft, Forrester spent his first season of pro ball at "A" Appleton of the Midwest League batted .262 in 96 games with 15 home runs and 81 RBI the 81 RBI in just 96 games and 351 at bats gave Forrester an impressive average of one RBI in every 4.33 trips to the plate moved up to "AA" Birmingham of the Southern League in 1986 another productive season with 24 home runs and 87 RBI tied for fifth in the league with that RBI total owned three two-homer games and one five-hit game.

Miscellaneous/Personal: Graduate of Toms River (N.J.) High School and attended Miami-Dade North Community College.

YEAR	CLUB	AVG	G	AB	R	H	TB	2B	3B	HR	GW		SO	SB	CS	E				
											RBI	RBI								
1985	Appleton	.262	96	351	58	92	159	18	2	15	81	8	2	7	2	47	61	3	0	13
1986	Birmingham	.254	137	489	82	124	228	30	1	24	87	5	1	3	0	64	97	2	1	17
1987	Hawaii	.190	58	179	16	34	62	10	0	6	26	2	0	0	0	12	30	1	0	4
	Birmingham	.289	59	204	27	59	97	8	0	10	27	3	0	0	1	21	45	0	4	2

Santiago Garcia Infielder/#23

Given name: Santiago Garcia. **Opening Day age:** 22. **Born:** December 8, 1965, Barrio Filipana, Dominican Republic. **Bats/throws:** Right/right. **Height/weight:** 6-0/165. **Major league tenure:** None. **Residence:** San Pedro de Macoris, Dominican Republic. **Contract status:** Signed through 1988. **Family:** Single. **First pro contract:** Toronto Blue Jays; signed as a free agent September 5, 1983. **Major league debut:** None. **Sox acquisition:** Selected in Major League Draft from Syracuse (Toronto) roster, December 7, 1987



1987: Compiled a .297 batting average at "AA" Knoxville of the Southern League played in just 63 games and hit three homers with 22 RBI 20 of his 71 base hits went for extra bases (12 doubles, five triples, three home runs) strictly a second baseman at Knoxville.

Major League Highlights: Garcia has not appeared in the major leagues.

Minor League Highlights: Entered professional baseball in 1984 at "Rookie" Bradenton of the Gulf Coast League led all GCL shortstops in games (58), total chances (323), putouts (85), assists (205) and double plays (30) named to the loop's all-star team and voted a top prospect by *Baseball America* also named winner of the R. Howard Webster Award as the Bradenton club's most valuable player moved up to "A" Florence of the South Atlantic League in 1985 and led the loop with 35 doubles while finishing 10th in batting with a .298 mark selected to the league's all-star team and to Topps' "A" all-star team played at "A" Ventura County of the California League in 1986 where he finished 11th in the loop with a .306 batting average topped the club in stolen bases with 32 and was second on the team with 25 doubles.

Miscellaneous/Personal: A native of baseball-rich San Pedro de Macoris in the Dominican Republic selected by the White Sox in the Major League Draft at last December's annual winter meeting.

YEAR	CLUB	AVG	G	AB	R	H	TB	2B	3B	HR	GW		SO	SB	CS	E				
											RBI	RBI								
1987	Bradenton	.276	58	210	31	58	70	12	0	0	25	2	0	1	0	24	22	8	5	41
1985	Florence	.298	128	514	86	153	216	35	2	8	79	10	1	5	5	41	67	25	10	59
1986	Ventura	.306	105	405	78	124	182	25	3	9	61	8	0	6	2	35	54	32	8	24
1987	Knoxville	.297	63	255	28	71	102	12	5	3	22	1	2	2	2	10	22	7	3	22

Ozzie Guillen Shortstop/#13



Given name (pronunciation): Oswaldo Guillen (GEY-un). **Opening Day age:** 24. **Born:** January 20, 1964, Oculare del Tuy, Venezuela. **Bats/throws:** Left/right. **Height/weight:** 5-11/150. **Major league tenure:** Three years. **Residence:** Miranda, Venezuela. **Contract status:** Signed through 1988. **Family:** Married Ivis Cardenas; sons Oswaldo, Jr. (June 30, 1984) and Oney (January 25, 1986). **First pro contract:** Signed by San Diego as free agent December 17, 1980. **Major league debut:** April 9, 1985 with White Sox (at Milwaukee). **Sox acquisition:** With pitchers Tim Lollar and Bill Long and infielder Luis Salazar from San Diego in exchange for pitchers LaMarr Hoyt, Todd Simmons and Kevin Kristan December 6, 1984.

1987: Completed his third major league season and produced his best offensive numbers hit a career-high .279 and also drove in a career-best 51 runs became a base-stealing threat with 25 in 33 attempts, second best on the club behind Gary Redus' 52 reached double figures in stolen bases for the first time topped the White Sox with 13 sacrifice bunts, eight sacrifice flies, and seven triples moved to the role of leadoff man against right-handed pitching in mid-June, Guillen responded by hitting .354 in that role fashioned a career-best 14-game hitting streak in April, a stretch that began in the season's fourth game April 10 versus Detroit and ended at Cleveland April 29 batted .340 (17-50) during the streak notched his first career five-hit game at New York July 9 with a perfect five-for-five night added four hits in seven trips in the Sox' 15-inning win at New York two days later (July 11) added another four-hit game in first part of a twin bill versus Milwaukee August 8 at Comiskey Park matched his career best with a pair of home runs, the second of which was an eighth-inning, game-winning shot against Seattle's Edwin Nunez September 19 at Comiskey Park the first "dinger" occurred May 29 at home against Boston's Bob Stanley fared better at home, hitting .316 at Comiskey Park and .244 on the road made 146 starts at shortstop and committed 19 errors in 760 total chances for a fielding percentage of .975 missed seven games in an eight-game stretch (August 30-September 7) with a sore knee.

Major League Highlights: Became the fifth White Sox player to capture American League rookie-of-the-year honors in 1985 continues the legacy of Venezuelan shortstops with the White Sox, joining Hall of Famer Luis Aparicio and four-time A.L. all-star Chico Carrasquel at that position. **1986:** Completed second major league season with .250 batting average in a team-high 159 games average dipped 23 points from A.L. rookie-of-the-year season in '85 but he improved his RBI total from 33 to 47 started 150 games at short, 18 more than his rookie season and was charged with 22 errors, 10 more than his initial year second behind Harold Baines with eight game-winning RBI six RBI in one four-game stretch from June 30 through July 4 and three were game-winners 18 RBI in 18-game stretch from June 13 through July 4 his two homers came May 20 off Toronto's John Cerutti in Chicago and June 13 at Seattle off Mike Moore garnered the lone Sox hit off Jimmy Key May 22 in Chicago, an infield single recorded his only four-hit game of the season and second of his career September 2 at Kansas City longest hitting streak was a seven-gamer June 30 through July 7 (8-27, .296) second on club with 35 multiple-hit games (28 two-hit, 6 three-hit, and 1 four-hit) struck out just 52 times in 547 at bats, easily the best ratio among Sox regulars (one every 9.5 AB) drew just 12 walks for the second straight season. **1985:** Easily won the Baseball Writers of America balloting for A.L. rookie-of-the-year with 16 of 28 first-place votes, finishing 34 points ahead of runner-up Teddy Higuera of Milwaukee other Sox winners of the prestigious award were Luis Aparicio (1956), Gary Peters (1963), Tommie Agee (1966), and Ron Kittle (1983) also named the A.L.'s top rookie by *The Sporting News* and ESPN's "Inside Baseball" named the best defensive infielder in the A.L. in a managers' poll conducted by the *Toronto Star* shortstop on the Topps major league rookie all-star team established a Sox shortstop record with just 12 errors for the season only one

(Ozzie Guillen continued)

unearned run crossed the plate after a Guillen miscue his .980 fielding percentage led all major league shortstops credited with the game-winning RBI in Tom Seaver's 300th career victory at New York August 4 Guillen predicted his game-winner to Seaver the evening before claimed that as the biggest thrill of his rookie season finished season with higher-than-anticipated .273 batting average batted .302 after June 10 (101-334) average had dropped to a low of .210 just 12 walks in 513 plate appearances despite aggressiveness at plate, Guillen struck out only 36 times first major league hit was a bunt single on a 3-0 pitch in season opener at Milwaukee hits in his first six big league games with at bats (9-24, .375) and in 13 of his first 14 contests (16-51, .314) longest hitting streak of rookie campaign was an eight-gamer September 4-11 (10-29, .345) enjoyed first career four-hit game against the Yankees August 14 in Chicago his perfect night also included his first big league homer off Ed Whitson 10th toughest strikeout in A.L. among hitters with a least 502 at bats.

Minor League Highlights: At 20 years of age, the slick-fielding Guillen played his fourth professional season at San Diego's "AAA" affiliate at Las Vegas in 1984 hit .296 there in his first "AAA" season drove in 53 runs as the Stars' leadoff hitter fanned only 40 times in 477 plate appearances enjoyed a defensive percentage of .969 in 549 total chances while leading the Pacific Coast League with 362 assists named to the Pacific Coast League all-star team called the loop's "no. 2 major league prospect at season's end" by *Baseball America* in 1983, hit .295 at "AA" Beaumont of the Texas League and struck out only 29 times in 427 at bats following the season, Guillen was voted one of the top 10 prospects in the Texas League at Reno of the "A" California League in 1982, Guillen posted his finest professional season, hitting .347 and leading the league in runs (103) and hits (183) en route to a berth on the loop's all star team began his professional career with Bradenton (Fla.) of the Gulf Coast League at 17 years of age in 1981.

Miscellaneous/Personal: Considered the key to the 1984 off-season trade that sent pitcher LaMarr Hoyt and a pair of Sox farmhands to San Diego for Luis Salazar, Tim Lollar, Bill Long and Guillen still makes his permanent residence in his native Venezuela where he plays winter ball with the LaGuaira club and has achieved celebrity status since his 1985 A.L. rookie-of-the-year accolade signed by San Diego as a free agent.

YEAR	CLUB	AVG	G	AB	R	H	TB	2B	3B	HR	RBI	RBI SH	SF	HBBB	SO	SB	CS	E	GW			
																			1	2		
1981	Bradenton	.259	55	189	26	49	55	4	1	0	16	2	7	1	1	13	24	8	2	14		
1982	Reno	.347	130	528	103*	183*	224	33	1	2	54	6	14@	6	2	16	53	25	14	41		
1983	Beaumont	.295	114	427	62	126	160	20	4	2	48	3	11@	5	0	15	29	7	5	38*		
1984	Las Vegas	.296	122	463	81	137	190	26	6	5	53	3	7@	2	3	13	40	9	5	17		
1985	WHITE SOX	.273	150	491	71	134	176	21	9	1	33	3	8	1	1	12	36	7	4	12		
1986	WHITE SOX	.250	159	547	58	137	170	19	4	2	47	8	12	5	1	12	52	8	4	22		
1987	WHITE SOX	.279	149	560	64	156	198	22	7	2	51	4	13	8	1	22	52	25	8	19		
A.L. TOTALS		.267	458	1598	193	427	544	62	20	5	131	15	33	14	3	46	140	40	16	53		
M.L. TOTALS		.267	458	1598	193	427	544	62	20	5	131	15	33	14	3	46	140	40	16	53		

*Led league

@Tied for league lead

Last HR: 9/19/87 vs. Sea.

BATTER'S STATISTICAL BREAKDOWN

CLUB	AVG	G	AB	H	HR	RBI	CAREER															
							AVG	G	AB	H	HR	RBI										
California	.262	12	42	11	0	4	.248	37	129	32	0	10										
Kansas City	.387	9	31	12	0	2	.257	34	113	29	0	7										
Minnesota	.233	11	43	10	0	5	.227	35	128	29	0	9										
Oakland	.167	13	54	9	0	8	.243	36	136	33	0	18										
Seattle	.282	11	39	11	1	5	.296	37	115	34	2	15										
Texas	.244	10	41	10	0	0	.242	36	128	31	0	3										
vs. West	.252	66	250	63	1	24	.251	215	149	188	2	62										
Baltimore	.295	12	44	13	0	6	.270	33	115	31	0	11										
Boston	.333	11	39	13	1	4	.286	35	112	32	1	6										
Cleveland	.250	12	44	11	0	7	.315	35	127	40	0	14										
Detroit	.229	12	48	11	0	2	.186	34	118	22	0	10										
Milwaukee	.432	12	44	19	0	2	.362	34	124	45	0	10										
New York	.333	12	45	15	0	2	.318	36	129	41	1	9										
Toronto	.239	12	46	11	0	4	.226	36	124	28	1	9										
vs. East	.300	83	310	93	1	27	.282	243	849	239	3	69										
1987 totals/lifetime		.279	149	560	156	2	51	.267	458	1598	427	5	131									

Home	.316	73	269	85	2	32
Road	.244	76	291	71	0	19
1st Half	.299	84	304	91	1	24
2nd Half	.254	65	256	65	1	27
April	.317	18	63	20	0	1
May	.299	27	87	26	1	7
June	.250	28	100	25	0	8
July	.298	27	107	31	0	11
August	.301	27	113	34	0	8
Sept.-Oct.	.222	23	90	20	1	15

GUILLEN'S
CAREER GAME HIGHS
HITS: 5 (7/9/87 @ N.Y.)
HRs: 1 (last 9/19/87 @ Sea.)
RBI: 3 (five times, last 9/16/87 vs. Minn.)

Jerry Hairston Outfielder/#17



Given name: Jerry Wayne Hairston. **Nickname:** "Popeye."
Opening Day age: 36. **Born:** February 16, 1952, Birmingham, Ala. **Bats/throws:** Switch/right. **Height/weight:** 5-10/190. **Major league tenure:** Nine years, 93 days. **Residence:** Naperville, Ill. **Contract status:** Signed through 1988.
Family: Married Esperanza Arellano; sons Jerry, Jr. (May 29, 1976), Justin (June 16, 1977) and Scott (June 25, 1980) and daughters Stacey Lynn (March 31, 1984) and Anna Maria (May 1, 1986). **First pro contract:** White Sox; selected third round, June, 1970 free agent draft. **Major league debut:** July 26, 1973 with White Sox (vs. Kansas City). **Sox acquisition:** Reacquired when contract purchased from Mexico City Reds September 10, 1981.

1987: Again the top Sox pinch-hitter with eight hits in 32 official guest at bats 39 pinch appearances included five walks and two sacrifice flies two pinch homers, a three-run, game-winning shot off Boston's Bob Stanley May 29 at Comiskey Park and a three-run clout off Minnesota's George Frazier at the Metrodome June 19 eight pinch-hits were the fewest since his partial season with the Sox in 1981 66 games also his fewest since '81 batted .286 in 13 appearances as Sox designated hitter six starts at first base and nine more in left field hit better right-handed, compiling a .254 average in 59 at bats hit just .209 as a lefty in 67 official trips longest hitting streak was a five-gamer from July 27 through August 5 (7-16, .438) the first four of those five games were starts and the last was a pinch-hitting appearance.

Major League Highlights: One of the game's premier pinch-hitters the all-time White Sox pinch-hit king with 86 overall, he has 93 major league pinch hits with 71 of them coming in the last five seasons. **1986:** Added to his pinch-hit duties with 49 starts at first base, in the outfield, or as designated hitter 225 at bats were just two shy of his 1984 major league high of 227 added to his club record with 14 pinch hits in 46 at bats for a .304 mark the .304 average was sixth best in the league among all pinch-hitters with 20 or more at bats the 14 hits ranked second only to Kansas City's Hal McRae who collected 15 just five home runs for the year but twice belted round-trippers in successive games hits in five consecutive pinch-hitting appearances from June 29 through August 9 longest hitting streak was an eight-gamer from June 29 through July 17 that included four successful pinch-hitting appearances included in the eight-game skein was a stretch of six games with at least one RBI posted a pair of three-hit games started at first base against Kansas City August 25, his first start at that position since 1973 made a total of 15 first base starts filling in for the injured Greg Walker batted .284 as a designated hitter with 28 starts in that role other six starts came in left field batted .289 as a left-hander and .200 from the right side. **1985:** Took sole possession of the White Sox record for career pinch-hits with his first hit of the season, a run-scoring single at Boston April 15 the hit was his 51st in a guest role and snapped his deadlock with Smoky Burgess again led the American League in pinch-hitting with 14 safeties, marking his third straight pinch-hitting crown batted .264 as a pinch-hitter with seven RBI, including one game-winner enjoyed an on-base percentage of .406 as a pinch-hitter four times he had hits in back-to-back pinch-hitting appearances played nearly the entire campaign with a bothersome knee injury suffered April 20 when he ran into the left-field wall at Comiskey Park bad knee limited his play in the field to just four appearances and only two starts opened 23 games as the Sox designated hitter batted .210 (17-81) as a DH with one of his two homers and 12 of his 20 RBI other homer came at Texas in one of his two starts in left field. **1984:**

(Jerry Hairston continued)

Continued his reign as the A.L.'s top pinch hitter with a loop-leading total of 18 safeties, his second consecutive pinch-hitting crown hit .305 as a pinch-hitter and enjoyed a .492 slugging percentage and .406 on-base percentage registered two pinch homers and five pinch RBI collected 50th career Sox pinch-hit at Seattle September 29, pinch-hitting in the first inning for starting left-fielder LaMarr Hoyt (that's right, LaMarr Hoyt) used exclusively as a pinch-hitter in the season's early going made his first start of the year as a designated hitter May 4 against Boston made 41 starts, 21 as an outfielder and 20 as a DH found himself in the regular lineup often late in the season, starting 28 games in August and September four of his five '84 home runs came from the left side. **1983:** Led the league with 17 pinch hits ended perfect game bid by Detroit's Milt Wilcox April 15 at Comiskey Park with a two-out pinch single in the ninth inning off Wilcox' first pitch Hairston's .292 batting average was second only to Tom Paciorek's .307 for the A.L. West Division champion White Sox recorded his 100th career RBI by homering off Cleveland's Dan Spillner. **1982:** Posted 11 pinch hits in 47 at bats (.234), including a pair of home runs and nine RBI his 47 pinch appearances led the A.L. and his 11 hits tied for the league lead. **1981:** Rescued from the Mexican League following the players' strike, Hairston returned to the major leagues after a four-year absence paid immediate dividends, hitting safely in his first pinch-hitting appearance at Seattle September 15 hit safely in three of his first four games capped his return to the big leagues on the final day of the season with a grand slam home run off Minnesota's Don Cooper and six RBI, including the game-winner off Twins' relief ace Doug Corbett in the ninth, propelling the Sox to a 13-12 win to clinch third place in the A.L. West. **1977:** Acquired by the Pittsburgh Pirates June 13 for cash considerations his 13 games with the Sox and 51 with Pittsburgh marked his first full major league campaign.

Minor League Highlights: Prior to being acquired by the White Sox in 1981, Hairston enjoyed his best season in the Mexican League, hitting .293 with seven home runs, 74 RBI, and 32 stolen bases in 123 games set the Mexican League playoff record with 17 RBI as a Mexico City Red in '81 spent the previous three seasons at Mexican League cities Campache ('80) and Durango ('78-79) after spending portions of the five previous seasons in the major leagues.

Miscellaneous/Personal: Married Esperanza Arellano on January 6, 1974 father Sam appeared in the major leagues for the White Sox in 1951 (four games) when he posted two hits in five at bats for his lifetime .400 batting average Sam still serves as a coach at the Sox' "AA" affiliate in Birmingham brothers John and Sam, Jr., also played professional baseball John appeared briefly in the major leagues with the Chicago Cubs in 1969 (three games) lives in west suburban Chicago (Naperville) the year round.

YEAR CLUB	AVG	G	AB	R	H	TB	2B	3B	HR	RBI	GW									
											RBI	SH	SF	BB	SO	SB	CS	E		
1970 Sarasota	.333	56	183	37	61	76	8	2	1	36	—	5	4	2	51	24	5	5	19	
1971 Appleton	.268	121	448	86	120	143	15	4	0	39	—	11	3	5	15	33	14	3	31	
1972 Knoxville	.292	132	459	82	134	201	19	9	10	64	—	1	6	3	61	74	10	7	27	
1973 Iowa	.347	84	274	51	95	152	18	6	9	65	—	1	4	3	61	40	7	4	7	
WHITE SOX	.271	60	210	25	57	70	11	1	0	23	—	0	1	1	33	30	0	0	5	
1974 Iowa	.379	42	140	31	53	82	10	2	5	42	—	1	3	0	44	24	1	3	2	
WHITE SOX	.229	45	109	8	25	32	7	0	0	8	—	3	0	0	13	18	0	2	2	
1975 Denver	.367	40	139	28	51	69	9	0	3	31	—	0	3	3	35	15	3	2	0	
WHITE SOX	.283	69	219	26	62	70	8	0	0	23	—	6	2	1	46	23	1	0	6	
1976 Iowa	.289	94	325	53	94	139	24	3	5	64	—	4	1	0	68	41	8	8	5	
WHITE SOX	.227	44	119	20	27	33	2	2	0	10	—	2	2	0	24	19	1	1	2	
1977 WHITE SOX	.308	13	26	3	8	10	2	0	0	4	—	0	0	0	5	7	0	0	0	
PITTSBURGH	.192	51	52	5	10	18	2	0	2	6	—	0	1	0	6	10	0	0	1	
1978 Durango	.363	144	488	97	177	239	21	7	9	77	—	3	9	2	122	52	19	8	11	
1979 Durango	.354	128	427	87	151	219	22	5	12	56	—	4	4	2	113	34	12	0	6	
1980 Campache	.315	77	235	50	74	114	15	2	7	28	—	3	4	2	77	27	15	4	5	
1981 Mexico City	.296	123	536	74	118	160	14	8	7	73	10	4	9	1	122	33	24	15	6	
WHITE SOX	.280	9	25	5	7	11	1	0	1	6	1	0	1	1	2	4	0	0	1	
1982 WHITE SOX	.233	85	90	11	21	41	5	0	5	18	3	1	3	0	9	15	0	0	0	
1983 WHITE SOX	.294	101	126	17	37	63	9	1	5	22	0	0	2	0	23	16	0	1	1	
1984 WHITE SOX	.260	115	227	41	59	91	13	2	5	19	2	0	2	1	41	29	2	2	2	
1985 WHITE SOX	.243	95	140	9	34	48	8	0	2	20	2	0	4	2	29	18	0	0	0	
1986 WHITE SOX	.271	101	225	32	61	91	15	0	5	26	4	0	1	1	26	26	0	0	0	
1987 WHITE SOX	.230	66	126	14	29	52	8	0	5	20	2	1	2	1	25	25	0	0	1	
A.L. TOTALS	.260	803	1642	211	427	612	89	6	28	199	14	13	20	8	276	230	4	6	20	
N.L. TOTALS	.192	51	52	5	10	18	2	0	2	6	0	0	1	0	6	10	0	0	1	
M.L. TOTALS	.258	854	1694	216	437	630	91	6	30	205	14	13	21	8	282	240	4	6	21	

Last HR: 8/16/87 @ Tor.

Last grand slam: 10/4/81 vs. Minn. (Career: 1)

ALCS RECORD

YEAR	CLUB	AVG	G	AB	R	H	2B	3B	HR	RBI
1983	SOX vs. BLT.	.000	2	3	0	0	0	0	0	0

BATTER'S STATISTICAL BREAKDOWN

CLUB	1987						CAREER					
	AVG	G	AB	H	HR	RBI	AVG	G	AB	H	HR	RBI
California	.000	5	3	0	0	0	.221	70	140	31	0	11
Kansas City	.286	6	14	4	0	2	.238	84	202	48	1	20
Minnesota	.667	3	3	2	1	3	.281	79	171	48	4	27
Oakland	.182	5	11	2	0	0	.284	75	169	48	2	10
Seattle	.273	5	11	3	1	2	.344	51	96	33	2	13
Texas	.143	4	7	1	0	0	.224	73	170	38	2	18
vs. West	.245	28	49	12	2	7	.259	432	948	246	11	99
Baltimore	.500	4	4	2	0	1	.237	49	87	23	1	10
Boston	.071	5	14	1	1	3	.303	54	99	33	3	18
Cleveland	.125	6	8	1	0	3	.321	60	112	36	3	24
Detroit	.267	7	15	4	1	4	.317	68	139	44	7	27
Milwaukee	.375	5	16	6	0	0	.215	54	107	23	2	11
New York	.000	5	7	0	0	0	.247	46	73	18	1	4
Toronto	.231	6	13	3	1	2	.159	40	77	12	1	11
vs. East	.221	38	77	17	3	13	.265	371	694	189	18	105
1987 totals/lifetime	.230	66	126	29	5	20	.262	803	1642	435	29	204
Home	.259	36	58	15	2	11						
Road	.206	30	68	14	3	9						
1st Half	.212	35	52	11	3	11						
2nd Half	.243	31	74	18	2	9						
April	.143	6	7	1	0	0						
May	.231	11	13	3	1	4						
June	.353	12	17	6	2	5						
July	.250	13	29	7	1	5						
August	.211	17	38	8	1	6						
Sept.-Oct.	.211	9	19	4	0	0						

**HAIRSTON'S
CAREER GAME HIGHS**
 HITS: 4 (9/24/74 @ Oak.)
 HRs: 1 (last 8/16/87 @ Tor.)
 RBI: 6 (10/4/81 vs. Minn.)



Donnie Hill Infielder/#15

Given name: Donald Earl Hill. **Opening Day age:** 27. **Born:** November 12, 1960, Pomona, Calif. **Bats/throws:** Switch/right. **Height/weight:** 5-10/160. **Major league tenure:** Four years, 52 days. **Residence:** Laguna Niguel, Calif. **Contract status:** Signed through 1988. **Family:** Married Erin Flynn; daughters Terry (January 5, 1984) and Cindy (November 14, 1985). **First pro contract:** Oakland Athletics; selected first round, June, 1981 free agent draft, secondary phase, first player chosen. **Major league debut:** July 24, 1983 with Oakland (vs. Baltimore). **Sox acquisition:** Obtained from Oakland Athletics in exchange for pitcher Gene Nelson and a player to be named later (pitcher Bruce Tanner), December 10, 1986.

1987: Opening Day second baseman battle with an early-season eye infection hampered Hill's first season with the Sox irritation caused by his contact lenses first forced him out of the lineup May 4 vs. New York returned to action May 10 but battled the infection until finally going on the disabled list May 30 during vision difficulties, he endured on 0-18 slump in early May and hit .091 for the month returned from the D.L. June 14 after spending a week of rehabilitation at "AAA" Hawaii hit .260 in the remainder of June and notched first three-hit game of the season June 23 versus Seattle suffered a pulled left hamstring July 28 at Detroit and again landed on the 15-day D.L. returned to duty August 13 at Toronto to hit a game-winning three-run homer off the Jays' Phil Niekro in "Knucksie's" first start with Toronto despite missing the first half of August on the D.L., it was his finest month, hitting .368 (21-57) with three of his nine home runs and 14 of his 46 RBI owned a pair of seven-game hitting streaks, including the first seven games of the season (8-32, .250) the second seven-game streak came August 22-30 (14-27, .519) matched his career-high with four hits August 30 vs. K.C. in Chicago also equalled career-best single-game RBI total of three on three separate occasions drove in game-winning run in longest Sox game of season, a 15-inning success at N.Y. July 11 made 104 starts, 77 at second base and 27 at third charged with five errors in 381 chances at second base (.987) and nine miscues in 78 chances at the hot corner (.885).

Major League Highlights: The versatile Hill has played second base, third base

(Donnie Hill continued)

and shortstop at various times in his three full and two partial major league seasons. **1986:** Finished second full big league campaign with a .283 batting average opened the season with a hot bat for Oakland, hitting .391 in April with a pair of homers and six RBI maintained the pace in May, fashioning six multiple-hit games and hitting .319 for the month continued to hit over .300 through June entered the All-Star Game break July 13 with a .288 batting average, two homers and 14 RBI hit .278 with two more homers and 15 RBI after the All-Star Game played the majority of the season at second base (68 games) but also made 33 appearances at third base and two at shortstop owned a .984 fielding percentage at second base, tying him for eighth in the league among second basemen who played 10 or more games longest hitting streak of the year was an eight-gamer August 23-September 10 (10-27, .370). **1985:** Pegged to open the year at "AAA" Tacoma, started the season with the Athletics instead when regular second baseman Tony Phillips fractured his foot near the end of spring training suffered a season-ending injury, a fractured hamate bone in his right hand, August 31 batting at Detroit led Oakland with 16 sacrifice bunts owned the longest Oakland hitting streak of the year, hitting safely in 17 straight contests August 8-23 (30-66, .455) the streak included five two-hit, two three-hit, and one four-hit game batted .294 left-handed and .252 right-handed. **1984:** Began the season as the A's starting shortstop scratched his right cornea and was placed on the 15-day disabled list May 3 was hitting just .185 at the time sent to "AAA" Tacoma May 18 when activated from the D.L. returned to Oakland July 7 and remained with the club four-for-four the last day of the season to lift his average 18 points to a final .230 it was his first four-hit game as a big leaguer. **1983:** Opened the year at Tacoma but earned his first trip to the major leagues by July made big league debut July 24 recorded first major league hit, a double, off Boston's Bob Ojeda July 26 in Oakland first home run was right-handed off New York's Shane Rawley August 31 at Oakland first left-handed round-tripper came September 7 at Comiskey Park off the Sox' Dick Tidrow.

Minor League Highlights: Spent just two full seasons in the minor leagues opened professional career with Modesto of the "A" California League in 1981 batted .195 in 46 games made the jump to "AA" West Haven in 1982 and improved his average to .254 added 10 homers and 59 RBI two of his home runs were grand slams and both won games stole 15 bases and tied for the Eastern League lead with eight sacrifice flies began the 1983 campaign at "AAA" Tacoma notched a 17-game hitting streak and tied the Tacoma record with seven RBI in one game jumped to the big leagues in July played 42 games at Tacoma in 1984 and responded with a .326 batting average, 12 doubles, and 24 RBI.

Miscellaneous/Personal: A southern California native, Hill attended high school in Huntington Beach (Edison) started collegiate career at Orange Coast Junior College in Costa Mesa, Calif. after two years he transferred to Arizona State University for one year and helped the Sun Devils win the 1981 College World Series starting shortstop for the Sun Devils batted .378 with 19 doubles, nine home runs, and 58 RBI that season hit .346 in the CWS an excellent golfer is ambidextrous, learning how to throw left-handed at the age of 11 when he suffered an injury to his right elbow.

YEAR CLUB	AVG	G	AB	R	H	TB	2B	3B	HR	RBI	RBI	GW		SH	SF	HB	BB	SO	SB	CS	E
												1	2								
1981 Modesto	.195	46	129	21	29	50	3	0	6	22	1	5	2	0	24	26	9	2	22		
1982 West Haven	.254	132	405	66	103	160	21	3	10	59	9	3	8	2	49	54	15	13	29		
1983 Tacoma	.314	93	322	45	101	166	19	2	14	63	6	1	4	2	40	36	9	5	18		
OAKLAND	.266	53	158	20	42	55	7	0	2	15	0	5	2	0	4	21	1	1	9		
1984 Tacoma	.326	42	141	28	46	70	12	3	2	24	4	1	2	1	18	15	7	2	4		
OAKLAND	.230	73	174	21	40	52	6	0	2	16	1	4	2	0	5	12	1	1	12		
1985 OAKLAND	.285	123	393	45	112	138	13	2	3	48	2	16	4	0	23	33	9	4	15		
1986 OAKLAND	.283	108	339	37	96	128	16	2	4	29	4	4	0	0	23	38	5	2	9		
1987 WHITE SOX	.239	111	410	57	98	151	14	6	9	46	8	4	4	1	30	35	1	0	14		
+Hawaii	.391	7	23	10	9	17	2	0	2	6	0	0	0	0	2	1	2	0	0		
A.L. TOTALS	.263	468	1474	180	388	524	56	10	20	154	15	33	12	1	85	129	17	8	59		
M.L. TOTALS	.263	468	1474	180	388	524	56	10	20	154	15	33	12	1	85	129	17	8	59		

+ Rehabilitation assignment

Last HR: 9/27/87 @ Oak.

BATTER'S STATISTICAL BREAKDOWN
1987

CLUB	1987						CAREER							
	AVG	G	AB	H	HR	RBI	AVG	G	AB	H	HR	RBI		
California	.171	9	35	6	0	0	.241	—	137	33	1	11		
Kansas City	.359	10	39	14	0	6	.337	—	89	30	0	10		
Minnesota	.306	9	36	11	0	5	.295	—	129	38	1	14		
Oakland	.300	9	40	12	1	4	.300	9	40	12	1	4		
Seattle	.191	13	47	9	1	2	.272	—	147	40	4	22		
Texas	.344	9	32	11	1	8	.253	—	99	25	1	15		
vs. West		59	229	63	3	25		.268	—	727*	195*	10*	83*	
Baltimore	.240	8	25	6	0	1	.259	—	81	21	0	4		
Boston	.304	7	23	7	0	3	.257	—	109	28	0	10		
Cleveland	.103	11	39	4	0	3	.201	—	134	27	1	9		
Detroit	.214	8	28	6	2	4	.234	—	107	25	2	12		
Milwaukee	.250	1	4	1	1	1	.311	—	103	32	1	13		
New York	.200	9	35	7	1	4	.243	—	107	26	2	7		
Toronto	.148	8	27	4	2	5	.321	—	106	34	4	16		
vs. East		193	52	181	35	6	21		.258	—	747	193	10	71
1987 totals/lifetime		.239	111	410	98	9	46		.263*	—	1474*	388*	20*	154*
Home	.254	56	201	51	1	19								
Road	.225	55	209	47	8	27								
1st Half	.154	27	91	14	2	10								
2nd Half	.263	84	319	84	7	36								
April	.204	14	54	11	2	7								
May	.091	12	33	3	0	3								
June	.260	14	50	13	0	3								
July	.205	23	88	18	2	8								
August	.143	16	57	11	3	14								
Sept.-Oct.	.258	31	124	32	2	11								

**HILL'S
CAREER GAME HIGHS**
 HITS: 4 (three times, last 8/30/87 vs. KC.)
 HRs: 1 (last, 9/27/87 @ Oak.)
 RBI: 3 (eight times, last 8/22/87 @ Tex.)

*Includes totals vs. White Sox.

Rick Horton Pitcher/#26

Given name: Ricky Neal Horton. **Opening Day age:** 28, turns 29 July 30. **Born:** July 30, 1959, Poughkeepsie, N.Y. **Bats/throws:** Left/left. **Height/weight:** 6-2/195. **Major league tenure:** Four years. **Residence:** St. Louis, Mo. **Contract status:** Signed through 1988. **Family:** Married Ann Fleming; daughter Jennifer Marie (December 6, 1986). **First pro contract:** St. Louis Cardinals; selected in the fourth round, June, 1980 free agent draft. **Major league debut:** June 12, 1984 with St. Louis (at Philadelphia). **Sox acquisition:** Obtained along with outfielder Lance Johnson from St. Louis in exchange for pitcher Jose DeLeon, February 9, 1988.



1987: Made career-high 67 appearances and posted his best professional winning percentage (.727) with an 8-3 record made six spot starts and also recorded a career-high seven saves with three against the Mets 1-0 with four saves and a 1.06 ERA through first 11 appearances won first five decisions before losing at San Francisco July 24 made first major league appearance in the outfield August 7 at Philadelphia five-game winning streak (May 1-July 12) was second longest on the Cardinals' staff appeared in one game of the NLCS against the Giants, hurling three shutout innings of relief in game five saw relief duty in games one and six of the World Series posted a 3.00 ERA in his three post-season appearances.

Major League Highlights: A four-year major league veteran, all with St. Louis primarily a reliever with the Cardinals, Horton has logged 159 bullpen appearances in 195 outings has won 10 of his last 13 decisions dating back to April 30, 1986 owns winning records in all four big league seasons and sports a 24-12 (.667) career major league record. **1986:** The swing man on the Cardinal staff, working as both a starter and reliever opened the season in the starting rotation due to injuries to Danny Cox and Tim Conroy no-decision in his first start April 14 at N.Y., allowing two hits and one run in seven innings Cards were shut out in each of his next three starts returned to bullpen in May when Cox and Conroy regained health went on the D.L. for the first time in his career May 25 due to torn tissue in his left elbow made brief two-inning rehabilitation stint at "A" Springfield and returned to St. Louis roster June 24 unscored upon in next 18 relief appearances (20.1 innings) and posted one win and three saves strung together 26.1 scoreless innings June 25 through August 14, the longest such skein in the N.L. for the season worked seven scoreless innings of relief September 15 versus the Mets, the longest relief stint

(Rick Horton continued)

in the league returned to starting rotation in September when John Tudor was disabled fired second complete game of career September 20 at Montreal with a six-hit, 3-1 victory held opponents to a .204 batting average, fifth lowest in the N.L. owned a perfect fielding percentage and was recognized in survey of N.L. managers as having the best pickoff move among left-handers. **1985:** Filled the role of long reliever for the N.L. champion Cardinals earned his first victory of the season August 10 with a league-longest eight innings of relief at Philadelphia allowed one run in 20 innings over his first 14 appearances for a 0.45 ERA pitched 73.1 relief innings for the year, most on the St. Louis staff made his only three starts in September as the Cardinals fought off the Mets in a close pennant race 1-0 in three starts and the Cards won two of the three three relief appearances in both the NLCS versus the Dodgers and the World Series against the Royals no decisions or saves in the six post-season outings. **1984:** Divided his rookie season as a starter and reliever worked from the bullpen in his first 15 appearances and started in his next 15 won his first major league start June 12 at Philadelphia 1-0 with a 1.61 ERA and one save as a reliever 8-4 with a 3.96 ERA as a starter his only complete game was also his first career shutout versus San Diego June 29 allowed just two hits in the blanking and the first safety did not come until there were two outs in the eighth inning.

Minor League Highlights: Worked his way through the St. Louis farm system signed with the Cardinals after being selected in the fourth round of the June, 1980 free agent draft finished an unusual no-hitter and posted his first pro victory on July 28, 1980 at Charleston, S.C. entered the second game of a two-night doubleheader with two outs in the first inning when starting pitcher Rafael Vasquez was forced to leave due to a sore arm Horton tossed 6.1 hitless innings and the "A" Gastonia Cardinals earned a 4-0 win first winning season in 1981 at "A" St. Petersburg (7-3) won nine games at "AA" Arkansas in 1982 and earned a late-season promotion to "AAA" Louisville notched a career-high 10 victories at Louisville in 1983, working almost exclusively as a starter.

Miscellaneous/Personal: Graduated from Roosevelt High in Hyde Park, N.Y. in 1977 attended the University of Virginia and earned his degree in systems engineering in 1983 minored in economics at Virginia lettered in baseball three times (1978-80) and was second-team all-Atlantic Coast Conference in 1980 speaks Spanish fluently and was a popular player in winter ball in the Dominican Republic during 1983 and '84 because he was able to easily handle all interview requests played in the New York Senior League state tournament as a teenager and his team defeated future Cardinal and White Sox teammate Dave LaPoint's squad in the semi-finals.

YEAR CLUB	W-L	PCT.	ERA	G	GSCG	SHO	SV	IP	H	R	ER	HR	HB	BB-I	SO	WP	BK
1980 St. Petersburg	0-2	.000	6.12	6	5	0	0	25.0	29	18	17	1	0	17-1	13	8	2
Gastonia	2-4	.333	3.64	14	3	0	0	42.0	30	21	17	3	0	25-0	30	1	2
1981 St. Petersburg	7-3	.700	4.41	28	15	2	1	100.0	101	52	49	6	1	49-2	66	7	1
1982 Arkansas	9-6	.600	3.15	16	16	5	2	108.2	83	45	38	6	2	52-1	90	6	0
Louisville	2-3	.400	6.69	8	6	0	0	36.1	47	31	27	6	4	11-0	37	3	3
1983 Louisville	10-6	.625	4.82	30	24	3	1	157.0	177	99	84	20	2	58-0	92	8	7
1984 ST. LOUIS	9-4	.692	3.44	37	18	1	1	125.2	140	53	48	14	1	39-2	76	5	6
1985 ST. LOUIS	3-2	.600	2.91	49	3	0	0	89.2	84	30	29	5	3	34-13	59	3	2
1986 ST. LOUIS	4-3	.571	2.24	42	9	1	0	100.1	77	25	25	7	1	26-7	49	1	0
Springfield +	0-0	.000	0.00	1	1	0	0	2.0	2	0	0	0	0	0-0	2	0	0
1987 ST. LOUIS	8-3	.727	3.82	67	6	0	0	125.0	127	58	53	15	0	42-10	55	3	4
N.L. TOTALS	24-12	.667	3.17	195	36	2	1	12 440.2	428	166	155	41	5	141-32	239	12	12
M.L. TOTALS	24-12	.667	3.17	195	36	2	1	12 440.2	428	166	155	41	5	141-32	239	12	12

+ Rehabilitation assignment Last complete game: 9/20/86 @Mont. Last shutout 6/29/84 vs. S.D.

NLCS RECORD

YEAR CLUB	W-L	ERA	G	GS	CG	SHO	SV	IP	H	R	ER	BB	SO
1985 St. L. vs. LA.	0-0	9.00	3	0	0	0	0	3.0	4	3	3	2	1
1987 St. L. vs. SF.	0-0	0.00	1	0	0	0	0	3.0	2	0	0	0	2
Totals	0-0	4.50	4	0	0	0	0	6.0	6	3	3	2	3

WORLD SERIES RECORD

YEAR CLUB	W-L	ERA	G	GS	CG	SHO	SV	IP	H	R	ER	BB	SO
1985 St. L. vs. KC.	0-0	6.75	3	0	0	0	0	4.0	4	3	3	5	5
1987 St. L. vs. Minn.	0-0	6.00	2	0	0	0	0	3.0	5	2	2	0	1

Lance Johnson

Outfielder/#1



Given name: Kenneth Lance Johnson. **Opening Day age:** 24, turns 25 July 7. **Born:** July 7, 1963, Cincinnati, O. **Bats/throws:** Left/left. **Height/weight:** 5-11/155. **Major league tenure:** Fifty-five days. **Residence:** Mobile, Ala. **Contract status:** Signed through 1988. **Family:** Married Sharon Brown. **First pro contract:** St. Louis Cardinals; selected in sixth round, June, 1984 free agent draft. **Major league debut:** July 10, 1987 with St. Louis (vs. San Francisco). **Sox acquisition:** Obtained with pitcher Rick Horton from St. Louis in exchange for pitcher Jose DeLeon February 9, 1988.

1987: Enjoyed outstanding year at "AAA" Louisville, grabbing the American Association's "rookie-of-the-year" and "most valuable player" awards success at that level helped earn Johnson his first promotion to the big leagues joined the Cardinals July 10 when pitcher Danny Cox was placed on the disabled list made his major league debut that day against San Francisco returned to Louisville July 18 recalled August 21 and finished the season with the Cardinals first big league starting assignment came August 22 made 11 starts in right field and two in center recorded his first major league hit August 23 at Cincinnati in front of his family and hometown friends first and only three-hit game occurred August 31 in St. Louis against the Reds made one appearance in the NLCS against the Giants and entered the record books as the first pinch-runner to steal a base in NLCS history when he swiped second during the seventh inning of game three later scored the go-ahead run in that inning as the Cards rallied for a 6-5 win made lone World Series appearance in game five at St. Louis, pinch-running for catcher Tony Pena and stealing second base in 116 games at Louisville, Johnson was among league leaders in batting average (.333) and stolen bases (42) established professional career highs in runs (89), hits (159), triples (11) and home runs (5) named the top American Association prospect by *Baseball America* selected to the National Association "AAA" all-star team 159 hits was a Louisville record and the .333 average was the club's best since Kelly Paris hit .328 for the Redbirds in 1982.

Major League Highlights: See above.

Minor League Highlights: A sixth-round draft choice of the Cardinals in June, 1984, Johnson made stops at four St. Louis farm clubs on his way to the big leagues began pro career at "A" Erie in the New York-Penn League in 1984 led that short-season loop in runs (63) and hits (96) and tied for second in stolen bases (29) selected as outfielder on the Topps/National Association Short "A" and Rookie League all-star squad played at "A" St. Petersburg in 1985 and was named to the Florida State League West Division all-star team career-high 55 RBI and a .270 batting average in '85 moved to "AA" Arkansas in 1986 and led the Texas League with 49 stolen bases.

Miscellaneous/Personal: Graduated from Cincinnati's Princeton High in 1981 attended Triton Junior College in suburban Chicago (River Grove) from 1981-83 later attended South Alabama (1983-84) played baseball at both schools and was selected as an outfielder on the All-Sun Belt Conference team Triton teammate current Minnesota star Kirby Puckett the two were reunited at the 1987 World Series second in the Puerto Rican Winter League with .314 average and 16 stolen bases for league runner-up Mayaguez.

YEAR CLUB	AVG	G	AB	R	H	TB	2B	3B	HR	RBI	SHS	SF	HB	BB	SO	SB	CS	E	GW		
																			RBI	SHS	
1984 Erie	.339	71	283	63	96	116	7	5	1	28	1	1	3	0	45	20	29	10	8		
1985 St. Petersburg	.270	129	497	68	134	177	17	10	2	55	6	2	9	0	58	39	33	19	5		
1986 Arkansas	.288	127	445	82	128	170	24	6	2	33	4	3	2	1	59	57	49	15	7		
1987 Louisville	.333	116	477	89	159	217	21	11	5	50	7	3	2	0	49	45	42	16	8		
ST. LOUIS	.220	33	59	4	13	17	2	1	0	7	1	0	0	0	4	6	6	1	2		
N.L. TOTALS	.220	33	59	4	13	17	2	1	0	7	1	0	0	0	4	6	6	1	2		
M.L. TOTALS	.220	33	59	4	13	17	2	1	0	7	1	0	0	0	4	6	6	1	2		

NLCS RECORD

YEAR	CLUB	AVG	G	AB	R	H	2B	3B	HR	RBI
1987	St. L. vs. SF.	—	1	0	1	0	0	0	0	0

WORLD SERIES RECORD

YEAR	CLUB	AVG	G	AB	R	H	2B	3B	HR	RBI
1987	St. L. vs. Minn.	—	1	0	0	0	0	0	0	0

Ron Karkovice Catcher/#5



Given name (pronunciation): Ronald Joseph Karkovice (KAR-ko-vice). **Nickname:** "Karko." **Opening Day age:** 24, turns 25 August 8. **Born:** August 8, 1963, Union, N.J. **Bats/throws:** Right/right. **Height/weight:** 6-1/215. **Major league tenure:** One-hundred and fifty-one days. **Residence:** Orlando, Fla. **Contract status:** Signed through 1988. **Family:** Married Maureen O'Brien. **First pro contract:** White Sox. **Major league debut:** August 17, 1986 with White Sox (vs. Milwaukee). **Sox acquisition:** Selected first round (14th player in nation), June, 1982 free agent draft.

1987: The Opening Day Sox catcher and the regular backstop through mid-May a silent bat plagued Karkovice's rookie season hitting just .078 after May 16 start and did not play again until May 27 eight catching starts in June and three more in July before being optioned to "AAA" Hawaii during the All-Star Game break July 15 spent rest of the season with the Islanders final Sox batting average was .071 (6-85) with two homers and seven RBI only GWRBI of the season came Opening Day at Kansas City added another RBI in second game of season no multiple-hit games hits in consecutive games just once (May 6 versus New York and May 9 versus Baltimore) his two homers came May 9 at Chicago versus Baltimore and June 2 at Texas had 40 strikeouts in 85 official at bats despite the hitting woes, Karkovice still sparked defensively threw out 10 of 15 attempted base stealers, including one stretch of five in a row batted .183 in 34 games at "AAA" Hawaii with four homers and 11 RBI after his return to the minor leagues in July.

Major League Highlights: Made jump to big leagues from "AA" Birmingham to the White Sox August 16, 1986 and caught Steve Carlton's first A.L. win the following afternoon in Karko's major league debut also caught Joe Cowley's no-hitter over the Angels at Anaheim September 19, 1986. **1986:** Singled once in four trips, drove in a run, and scored once in his major league debut vs. the Brewers August 17 hit safely in three of his first four games, seven of his first nine and nine of his initial 13 recorded first two-hit game September 20 at California in his 25th game socked first big league homer August 27 in Chicago off Kansas City's Danny Jackson also homered in Cowley's no-hitter longest hitting streak was a five-gamer from September 22-28 (7-14, .500) hit safely in 10 of his last 16 games (14-42, .333) to raise his final batting average to .247.

Minor League Highlights: Has performed at all levels of the Sox organization since being the club's top pick in the 1982 June draft rookie season numbers at Sarasota in 1982 included a team-high seven home runs and 32 RBI in 60 games promoted to "A" Appleton in '83, Karkovice shared the club lead in homers with 13 named to the Midwest League all-star team that season split the '84 season between "AA" Glens Falls and "AAA" Denver in 88 games, hit 13 home runs at Glens Falls, third best on the club hit two more round-trippers in 31 games at Denver spent the '85 campaign at Glens Falls and knocked out 11 homers with 37 RBI battled assorted injuries and was limited to just 99 games hit .282 in 97 games at "AA" Birmingham before the jump to the Sox in '86 belted 20 homers and drove home 53 runs with the Barons, the best offensive production of his professional career.

Miscellaneous/Personal: An outstanding defensive catcher with an exceptional throwing arm above average running speed for a catcher the 14th overall selection in the June, 1982 free agent draft.

YEAR CLUB	AVG	G	AB	R	H	TB	2B	3B	HR	RBI	GW		SHSF	HB	BB	SO	SB	CS	E
											RBI	RBI							
1982 Sarasota	.262	60	214	34	56	83	6	0	7	32	1	1	2	1	29	73	5	3	12
1983 Appleton	.239	97	326	54	78	140	17	3	13	48	3	3	2	4	31	90	10	1	0
1984 Glens Falls	.215	88	260	37	56	106	9	1	13	39	5	1	0	1	25	102	3	1	11
Denver	.221	31	86	7	19	26	1	0	2	10	2	1	3	1	8	25	1	0	2
1985 Glens Falls	.216	99	324	37	70	118	9	3	11	37	5	0	0	2	49	104	6	2	14
1986 Birmingham	.282	97	319	62	90	165	13	1	20	53	5	2	9	4	61	109	2	2	10
WHITE SOX	.247	37	97	13	24	43	7	0	4	13	1	1	1	1	9	37	1	0	1
1987 WHITE SOX	.071	39	85	7	6	12	0	0	2	7	1	1	0	2	7	40	3	0	3
Hawaii	.183	34	104	15	19	34	3	0	4	11	0	0	0	0	8	37	3	0	3
A.L. TOTALS	.165	76	182	20	30	55	7	0	6	20	2	2	1	3	16	77	4	0	4
M.L. TOTALS	.165	76	182	20	30	55	7	0	6	20	2	2	1	3	16	77	4	0	4

Last HR: 6/2/87 @ Tex.

BATTER'S STATISTICAL BREAKDOWN

CLUB	1987							CAREER						
	AVG	G	AB	H	HR	RBI	AVG	G	AB	H	HR	RBI		
California	.000	3	3	0	0	0	.188	8	16	3	1	2		
Kansas City	.091	4	11	1	0	2	.192	10	26	5	1	5		
Minnesota	.000	3	7	0	0	0	.263	8	19	5	1	2		
Oakland	.000	1	3	0	0	0	.250	6	16	4	1	1		
Seattle	.000	1	2	0	0	0	.133	6	15	2	0	0		
Texas	.077	5	13	1	1	2	.111	10	27	3	1	5		
vs. West	.051	17	39	2	1	4	.185	48	119	22	5	15		
Baltimore	.100	5	10	1	1	3	.100	5	10	1	1	3		
Boston	.000	2	1	0	0	0	.000	2	1	0	0	0		
Cleveland	.111	4	9	1	0	0	.111	4	9	1	0	0		
Detroit	.111	4	9	1	0	0	.111	4	9	1	0	0		
Milwaukee	.000	1	3	0	0	0	.143	2	7	1	0	1		
New York	.143	3	7	1	0	0	.143	3	7	1	0	0		
Toronto	.000	3	7	0	0	0	.150	8	20	3	0	1		
vs. East	.083	22	46	4	1	3	.127	28	63	8	1	5		
1987 totals/lifetime	.071	39	85	6	2	7	.165	76	182	30	6	20		
Home	.081	18	37	3	1	2								
Road	.063	21	48	3	1	5								
1st Half	.071	39	85	6	2	7								
2nd Half	0	0	0	0	0	0								
April	.069	12	29	2	0	2								
May	.077	13	26	2	1	3								
June	.043	11	23	1	1	2								
July	.143	3	7	1	0	0								
August	—	—	—	—	—	—								
Sept.-Oct.	—	—	—	—	—	—								

KARKOVIC'S CAREER GAME HIGHS

HITS: 2 (four times, last 10/2/86 @ Minn.)
 HRs: 1 (last 6/2/87 @ Tex.)
 RBI: 3 (8/27/86 vs. KC.)

Dave LaPoint Pitcher/#38

Given name: David Jeffrey LaPoint. **Opening Day age:** 28, turns 29 July 29. **Born:** July 29, 1959, Glens Falls, N.Y. **Bats/throws:** Left/left. **Height/weight:** 6-3/231. **Major league tenure:** Six years, one day. **Residence:** Glens Falls, N.Y. **Contract status:** Signed through 1988. **Family:** Married Cathy Bangs; sons Robert (October 4, 1983) and Thomas James (January 7, 1988). **First pro contract:** Milwaukee Brewers; selected in 10th round, June, 1977 free agent draft. **Major league debut:** September 10, 1980 with Milwaukee (at Minnesota). **Sox acquisition:** Obtained from St. Louis Cardinals in exchange for pitcher Bryce Hulstrom, July 30, 1987.



1987: Opened the season with St. Louis, spent time at "AAA" Louisville, and finished the year with the Sox after being traded for minor league reliever Bryce Hulstrom July 30 was 1-1 with a 6.75 ERA in two separate tours of duty with the Cardinals optioned to Louisville April 27 and returned to St. Louis July 8 remained with Cardinals until traded to ChiSox enjoyed much more success with the White Sox dazzled in his Pale Hose debut August 1, no-hitting the Brewers in Milwaukee for six full innings before yielding a seventh-inning leadoff single to Steve Kiefer a double play erased Kiefer but another single by Bill Schroeder prompted the removal of a tired LaPoint earned the win in that first Sox start and, after a pair of no-decisions, earned his second Sox win August 17 over Boston allowed just six hits and one earned run in seven innings against the Red Sox first White Sox loss came in his next start at Texas August 22 and a loss to Kansas City August 28 evened his slate at 2-2 blanked the Rangers through seven innings on just four hits September 2 in

(Dave LaPoint continued)

Chicago to raise his record to 3-2 final loss of season came September 7, Labor Day afternoon, at Minnesota LaPoint lasted just three batters and, after retiring the first two Twins' hitters, was struck on his pitching hand by a hard Kirby Puckett grounder he was forced to leave the game and Puckett came around to score the run that put the Twins ahead for good and LaPoint was charged with the tough-luck loss appeared in relief two days later at Minnesota and pitched five innings of one-hit ball but the hit was a game-tying homer by Kirby Puckett made third straight appearance against the Twins September 14 at Comiskey Park and earned an 8-2 win narrowly missed a complete game and allowed just two earned runs on four hits in 8.2 frames the two Twins' tallies came with two outs in the ninth and scored after LaPoint left the game continued to pitch well down the stretch and fired back-to-back complete game victories in his final two starts the first of those two was a career-best two-hit shutout at Oakland September 27 it was just his third career shutout and first since May 5, 1985 with San Francisco followed that with a distance performance in 17-1 Sox smashing of Oakland October 3 at Comiskey Park 4-1 in September/October with a glittering 1.51 ERA finished 6-3 with the Sox with a 2.94 ERA in 14 appearances and 12 starts allowed only seven homers in 82.2 innings and four were solo shots.

Major League Highlights: Has pitched for six different clubs, including a pair of stops at St. Louis, in five full and three partial big league seasons. **1986:** Opened the season with Detroit where he was used in both starting and long relief roles earned first Tiger win May 17 against California with seven strong innings beat the Angels again, this time at Anaheim, May 29 and fired hitless ball for the first five frames was 3-6 with a 5.72 ERA with Detroit when traded to San Diego July 9 for pitcher Mark Thurmond appeared in 24 games with the Padres, all but four in relief not tendered a contract by the Padres after the season and signed as a free agent with St. Louis. **1985:** Went to the Giants prior to the '85 season in a major trade that sent slugger Jack Clark to St. Louis suffered through the first losing season of his pro career, going 7-17 with the last-place San Francisco Giants led the Giants' staff in starts (31) and innings (206.2) in his 17 losses, the Giants mustered a total of 29 runs, an average of 1.7 per game San Francisco scored three runs or less in 20 of LaPoint's 31 starts highlighting his season was a six-hit, 5-0 blanking of the Cardinals at St. Louis May 5. **1984:** Spent the entire season with the Cardinals and was 12-10 with a 3.96 ERA in 33 starts recorded his first big league shutout June 3, blanking the Mets on six hits in the 1-0 win established career highs with 33 starts and 130 strikeouts. **1983:** Posted a 12-9 record and tied for staff lead with the dozen wins. **1982:** Alternated between starting and relieving for the world champion Cardinals fashioned a 9-3 record and 3.42 ERA his 4-2 win over Montreal September 27 clinched the East Division title for the Cardinals did not pitch in the National League Championship Series versus the Braves no decisions in a pair of appearances (one start) in the World Series against Milwaukee relieved in the eighth inning of game one and was touched for two earned runs on three hits in 1.2 innings in the 10-0 Milwaukee win started game four and was not involved in the final decision in Milwaukee's 7-5 come-from-behind win at County Stadium worked 6.2 innings and allowed four runs (just one earned) on seven hits LaPoint's error (dropping a throw while covering first) opened the door for Milwaukee's six-run seventh that decided the game. **1981:** Acquired by the Cardinals the previous winter in major trade that sent pitchers Pete Vuckovich and Rollie Fingers and catcher Ted Simmons to Milwaukee pitcher Lary Sorensen and outfielders Sixto Lezcano and David Green came with LaPoint to St. Louis appeared with the Cardinals in late September after a fine season at "AAA" Springfield 1-0 with one save with the Cards in three appearances (two starts) became the second youngest pitcher (22 years old) to win games in both the National and American Leagues when he recorded his first N.L. win September 27 at Pittsburgh. **1980:** Recalled by Milwaukee September 6 and made his major league debut September 10 at Minnesota with three shutout relief innings to earn a save made first big league start September 20 versus Seattle and won an 8-4 decision.

Minor League Highlights: Started professional career at "A" Newark in 1977 after being drafted by the Brewers struck out nine batters in a row in a game

versus Geneva that season advanced to "A" Burlington in 1978 and tied for fifth in the Midwest League with 10 complete games pitched at "A" Stockton of the California League in 1979 and led the loop in strikeouts with 208 in 180.0 innings tied for the league lead with 11 complete games and three shutouts posted a fine 3.15 ERA opened the 1980 season at "AAA" Vancouver and was 7-4 with a 2.81 ERA in 17 starts on the disabled list twice with elbow soreness made major league debut with Brewers later that season led the American Association with 129 strikeouts and 24 starts and tied for the league lead with nine complete games at Springfield in 1981 did not return to the minor leagues until his brief stop at "AAA" Louisville in 1987.

Miscellaneous/Personal: A native of Glens Falls, N.Y., LaPoint still makes his permanent home there a 1977 graduate of Glens Falls High named New York State pitcher-of-the-year as a senior also an all-conference defensive end in football lettered in bowling in addition to football and baseball.

YEAR CLUB	W-L	PCT.	ERA	G	GSCG	SHO	SV	IP	H	R	ER	HR	HB	BB-I	SO	WP	BK	
1977 Newark	5-2	.714	4.70	13	9	3	1	0	69.0	73	40	36	8	1	22-0	60	4	1
1978 Burlington	12-12	.500	4.02	25	23	10	1	0	161.0	177	98	72	20	1	41-1	134	7	2
1979 Stockton	12-10	.545	3.15	27	25	11	@ 3	@ 0	180.0	144	74	63	5	1	85-0	208*	7	3
1980 Vancouver	7-4	.636	2.81	17	17	1	0	0	93.0	71	48	29	4	0	45-0	64	9	2
MILWAUKEE	1-0	1.000	6.00	5	3	0	0	1	15.0	17	14	10	2	0	13-1	5	0	1
1981 Springfield	13-9	.591	3.19	25	24	9	2	0	172.0	160	83	61	15	1	66-0	129*	10	0
ST. LOUIS	1-0	1.000	4.09	3	2	0	0	0	11.0	12	5	5	1	1	2-0	4	0	0
1982 ST. LOUIS	9-3	.750	3.42	42	21	0	0	0	152.2	170	63	58	8	3	52-8	81	4	2
1983 ST. LOUIS	12-9	.571	3.95	37	29	1	0	0	191.1	191	92	84	12	4	84-7	113	11	4
1984 ST. LOUIS	12-10	.545	3.96	33	33	2	1	0	193.0	205	94	85	9	1	77-8	130	15	3
1985 SAN FRAN.	7-17	.292	3.57	31	31	2	1	0	206.2	215	99	82	18	0	74-6	122	10	0
1986 DETROIT	3-6	.333	5.72	16	8	0	0	0	67.2	85	49	43	11	0	32-3	36	2	1
SAN DIEGO	1-4	.200	4.26	24	4	0	0	0	61.1	67	37	29	8	1	24-4	41	1	4
1987 ST. LOUIS	1-1	.500	6.75	6	2	0	0	0	16.0	26	12	12	4	0	5-0	8	1	1
Louisville	5-5	.500	4.03	14	13	4	0	0	91.2	93	45	41	8	0	27-0	70	4	0
WHITE SOX	6-3	.667	2.94	14	12	2	1	0	82.2	69	29	27	7	1	31-0	43	3	0
A.L. TOTALS	10-9	.526	4.35	35	23	2	1	1	165.1	171	92	80	20	1	76-4	84	5	2
N.L. TOTALS	43-44	.494	3.84	176	122	5	2	0	832.0	886	402	355	68	10	318-33	499	42	14
M.L. TOTALS	53-53	.500	3.93	211	145	7	3	1	997.1	1057	494	435	88	11	394-37	583	47	16

* Led league @ Tied for league lead Last complete game: 10/3/87 vs. Oak. Last shutout 9/27/87 @ Oak.

NLCS RECORD

YEAR CLUB	W-L	ERA	G	GS	CG	SHO	SV	IP	H	R	ER	BB	SO
1982 ST. L. vs. ATL.	DID NOT PITCH												

WORLD SERIES RECORD

YEAR CLUB	W-L	ERA	G	GS	CG	SHO	SV	IP	H	R	ER	BB	SO
1982 ST. L. vs. MILW.	0-0	3.24	2	1	0	0	0	8.1	10	6	3	2	3

PITCHER'S STATISTICAL BREAKDOWN

CLUB	1987						CAREER					
	ERA	W-L	SV	IP	ER	SO	ERA	W-L	SV	IP	ER	SO
California	2.45	0-0	0	7.1	2	3	5.23	2-0	0	20.2	12	11
Kansas City	9.95	0-1	0	6.1	7	3	10.64	0-2	0	11.0	13	4
Minnesota	2.51	1-1	0	14.1	4	5	1.80	1-1	1	25.0	5	9
Oakland	0.50	2-0	0	18.0	1	7	3.66	2-2	0	32.0	13	16
Seattle	9.00	0-0	0	1.0	1	1	3.52	1-0	0	7.2	3	4
Texas	4.09	1-1	0	11.0	5	6	5.71	1-2	0	17.1	11	8
vs. West	3.10	4-3	0	58.0	20	25	4.51	7-7	1	113.2	57	52
Baltimore	—	—	—	—	—	—	—	—	—	—	—	—
Boston	1.29	1-0	0	7.0	1	4	1.29	1-0	0	7.0	1	4
Cleveland	—	—	—	—	—	—	4.00	0-0	0	9.0	4	5
Detroit	7.20	0-0	0	5.0	4	3	7.20	0-0	0	5.0	4	3
Milwaukee	1.42	1-0	0	12.2	2	11	1.45	1-1	0	18.2	3	15
New York	—	—	—	—	—	—	1.80	1-0	0	5.0	1	2
Toronto	—	—	—	—	—	—	12.86	0-1	0	7.0	10	3
vs. East	2.55	2-0	0	24.2	7	18	4.01	3-2	0	51.2	23	32
1987 totals/lifetime	2.94	6-3	0	82.2	27	43	4.35	10-9	1	165.1	80	84
Home	3.24	4-1	0	50.0	18	27	LAPOINT'S CAREER GAME HIGHS Ks: 9 (6/3/85 vs. Mont.) HITS: 2 (9/27/87 @ Oak.) LONGEST WIN STREAK: 4 Games					
Road	2.48	2-2	0	32.2	9	16						
1st Half	—	—	—	—	—	—						
2nd Half	2.94	6-3	0	82.2	27	43						
April	—	—	—	—	—	—						
May	—	—	—	—	—	—						
June	—	—	—	—	—	—						
July	—	—	—	—	—	—						
August	4.89	2-2	0	35.0	19	24						
Sept.-Oct.	1.51	4-1	0	47.2	8	19						

Bill Long Pitcher/#47



Given name: William D. Long. **Opening Day age:** 28. **Born:** February 29, 1960, Cincinnati, O. **Bats/throws:** Right/right. **Height/weight:** 6-0/185. **Major league tenure:** One year, 11 days. **Residence:** Buffalo, N.Y. **Contract status:** Signed through 1988. **Family:** Married Maggie Phelan. **First professional contract:** San Diego; selected second round, June, 1981 free agent draft. **Major league debut:** July 21, 1985 with White Sox (vs. Cleveland). **Sox acquisition:** With infielders Luis Salazar and Ozzie Guillen and pitcher Tim Lollar from San Diego in exchange for pitchers LaMarr Hoyt, Todd Simmons and Kevin Kristan. December 7, 1984.

1987: Opened the season at "AAA" Hawaii and won two starts before being summoned by the Sox April 21 when pitcher Neil Allen was placed on the 15-day disabled list did not pitch for the Sox until May 5, two weeks after having his contract purchased and 20 days after his last Hawaii start the layoff had no ill effects as Long fired a two-hit shutout at the Yankees in Comiskey Park for his first major league victory walked none and struck out five needed to pitch that well as the Sox managed just two hits off New York starter Joe Niekro only one Yankee baserunner reached second base even though Sox manager Jim Fregosi jokingly commented he wanted to put Long on a "20-day rotation," Long started against the Yankees again just one week later at New York Long was effective again, allowing just three earned runs and six hits in 7.2 innings no-decision in the Sox' 5-4, 13-inning loss stayed in rotation as the staff's fifth starter suffered first loss May 26 to K.C. at Comiskey Park notched the only two White Sox wins on a 2-8 road trip through Texas, California and Oakland in early June the 15-5 win at Texas June 2 was the first Sox win at Arlington since 1985 Long fired his second shutout June 7 at California, limiting the Angels to just seven hits with no walks and six strikeouts at that point, Long's record stood at 3-1 with a 2.98 ERA he had struck out 22 batters and walked only four in 45.1 innings dropped next two starts (the Sox were blanked 2-0 in the latter at Seattle June 17) to move his record to 3-3 and Long hovered around the .500 mark the rest of the season never more than one game below the break-even point and never more than two up a win disappeared at Cleveland July 3 when he left after seven innings with an 8-3 lead only to see the Sox bullpen allow six Indian runs in the eighth to give the Tribe a 9-8 lead six Sox runs in the ninth saved a Sox win but Long was left with a no-decision continued his mastery over the Yankees with 7.1 innings of two-hit, shutout relief in 15-inning win at New York July 11 longest winning streak was three (August 2 at Milwaukee, August 21 at Texas, and August 26 at Boston) struck out a career-high nine batters in complete-game win at Texas August 21 earned win over A.L. Cy Young Award winner Roger Clemens at Fenway Park August 26 that win raised his mark to 8-6 and was his final victory of the season earned his first major league save with four innings of one-hit relief September 30 versus California fired five complete games but was the losing pitcher in two of them walked no more than three in any one game and reached that total just twice issued just 28 walks in 169.0 innings, a ratio of just 1.49 walks per nine innings pitched averaged 3.83 strikeouts per nine innings yielded 20 homers but 11 were solo shots.

Major League Highlights: Became the first White Sox pitcher since Richard Dotson in 1979 to fire a complete game shutout for his first major league win when he blanked the Yankees, 2-0, May 5, 1987 at Comiskey Park two of his first three major league victories were shutouts. **1985:** Recalled by the Sox July 20 from "AAA" Buffalo and made his big league debut with a start versus Cleveland the following afternoon at Comiskey Park earned no-decision after working five innings and allowing three earned runs on seven hits made two more starts and one relief appearance before returning to Buffalo August 4 only decision came in a loss at Yankee Stadium on national television August 3 finished the short stint with a 10.29 ERA but recorded 13 strikeouts against just five walks in 14.0 innings.

Minor League Highlights: A product of the San Diego farm system spent first professional season at Salem of the Carolina League and tied for second in the loop with three shutouts despite making only 13 starts promoted to "AA" Amarillo of the Texas League in 1982 led that circuit in innings pitched (198) and was third in complete games (nine) made his first "AAA" appearance in '83 with Las Vegas after starting the season at "AA" Beaumont shared the Texas League lead with 14 victories in 1984, was fourth in ERA (2.93) and fifth in strikeouts (114) led the American Association with 13 victories at Buffalo in 1985 won his first five decisions and allowed just three earned runs in his initial 30.2 innings of the season before being slowed by tendonitis in his right shoulder was 10-2 on the road that year with a fine 2.42 ERA compiled a 9-9 record in a full season at Buffalo in 1986 season interrupted May 11 when a line drive off the bat of Iowa's Dave Martinez fractured his jaw returned to action in June record was 3-2 with a 2.57 ERA at the time of his injury after return to action, Long improved his mark at one point to 7-4 but a late-season slump dropped him to his final .500 level managed five complete games in 22 starts and finished with a 3.88 ERA best outing of the year was a seven-inning one-hitter at Indianapolis over the eventual American Association champion Indians April 18 in the first game of a twin bill opened the 1987 season at "AAA" Hawaii but joined the Sox in April.

Miscellaneous/Personal: Acquired by the Sox in the multi-player deal with San Diego that sent LaMarr Hoyt to the Padres and brought 1985 A.L. rookie-of-the-year Ozzie Guillen to Chicago a native of Cincinnati, Long attended and pitched for Miami University in Oxford, O. one of his Miami teammates was current Houston Astro second baseman Bill Doran he and wife Maggie make their permanent home in Buffalo, N.Y., where Long does some off-season work for the "AAA" Bisons who are now affiliated with the Pittsburgh Pirates.

YEAR CLUB	W-L	PCT.	ERA	G	GSCG	SHO	SV	IP	H	R	ER	HR	HB	BB-I	SO	WP	BK
1981 Salem	9-2	.818	2.79	14	13	4	3	0.87	31	81	27	6	2	28-1	80	8	1
1982 Amarillo	12-10	.545	4.40	27	27	9	1	0.198	222	116	97	9	4	53-3	117	4	2
1983 Beaumont	2-5	.286	5.65	10	10	1	0	0.65	80	47	41	1	2	28-2	33	2	1
Las Vegas	5-5	.500	7.65	18	11	0	0	0.62	97	66	53	8	1	28-2	41	3	0
1984 Beaumont	14-5	.737	2.93	25	24	4	2	0.160	149	56	52	8	1	67-1	114	5	1
1985 Buffalo	13-6	.684	3.51	25	22	7	1	0.151.1	146	69	59	12	1	43-2	71	1	2
WHITE SOX	0-1	.000	10.29	4	3	0	0	0.14.0	25	17	16	4	0	5-2	13	1	0
1986 Buffalo	9-9	.500	3.88	22	22	5	0	0.146.0	159	73	63	15	1	44-2	86	4	0
1987 Hawaii	2-0	1.000	4.15	2	2	0	0	0.13.0	15	7	6	0	0	4-0	6	0	0
WHITE SOX	8-8	.500	4.37	29	23	5	2	1.169.0	179	85	82	20	3	28-1	72	0	1
A.L. TOTALS	8-9	.471	4.82	33	26	5	2	1.183.0	204	102	98	24	3	33-3	85	1	1
M.L. TOTALS	8-9	.471	4.82	33	26	5	2	1.183.0	204	102	98	24	3	33-3	85	1	1

Last complete game: 8/21/87 @ Tex.

Last shutout 6/7/87 @ Calif.

PITCHER'S STATISTICAL BREAKDOWN

CLUB	1987						CAREER					
	ERA	W-L	SV	IP	ER	SO	ERA	W-L	SV	IP	ER	SO
California	5.00	1-1	1	18.0	10	10	5.00	1-1	1	18.0	10	10
Kansas City	5.27	0-1	0	13.2	8	3	5.27	0-1	0	13.2	8	3
Minnesota	6.43	0-1	0	7.0	5	3	6.43	0-1	0	7.0	5	3
Oakland	4.50	0-0	0	2.0	1	2	4.50	0-0	0	2.0	1	2
Seattle	6.20	1-2	0	20.1	14	9	6.20	1-2	0	20.1	14	9
Texas	4.34	2-1	0	29.0	14	17	4.34	2-1	0	29.0	14	17
vs. West	5.20	4-6	1	90.0	52	44	5.20	4-6	1	90.0	52	44
Baltimore	5.23	0-1	0	10.1	6	2	7.07	0-1	0	14.0	11	8
Boston	3.68	1-0	0	7.1	3	4	3.68	1-0	0	7.1	3	4
Cleveland	8.64	0-0	0	8.1	8	4	7.43	0-0	0	13.1	11	9
Detroit	2.25	0-1	0	8.0	2	2	2.25	0-1	0	8.0	2	2
Milwaukee	2.40	1-0	0	15.0	4	6	2.40	1-0	0	15.0	4	6
New York	1.13	2-0	0	24.0	3	9	3.38	2-1	0	29.1	11	11
Toronto	6.00	0-0	0	6.0	4	1	6.00	0-0	0	6.0	4	1
vs. East	3.42	4-2	0	79.0	30	28	4.45	4-3	0	93.0	46	41
1987 totals/lifetime	4.37	8-8	1	169.0	82	72	4.82	8-9	1	183.0	98	85
Home	5.14	2-5	1	68.1	39	28	LONG'S CAREER GAME HIGHS Ks: 9 (8/21/87 @ Tex.) HITS: 2 (5/5/87 vs. NY) LONGEST WIN STREAK: 3 Games					
Road	3.84	6-3	0	100.2	43	44						
1st Half	3.74	5-4	0	89.0	37	42						
2nd Half	5.06	3-4	1	80.0	45	30						
April	—	—	—	—	—	—						
May	3.45	1-1	0	28.2	11	11						
June	4.28	3-3	0	40.0	19	23						
July	4.24	1-2	0	34.0	16	11						
August	1.93	3-0	0	37.1	8	20						
Sept.-Oct.	7.45	0-2	1	29.0	24	7						

Steve Lyons Infielder-Outfielder/#12



Given name: Stephen John Lyons. **Opening Day age:** 27, turns 28 June 3. **Born:** June 3, 1960, Tacoma, Wash. **Bats/throws:** Left/right. **Height/weight:** 6-3/192. **Major league tenure:** Two years, 131 days. **Residence:** Scottsdale, Ariz. **Contract status:** Signed through 1988. **Family:** Married Lynn Gilday; daughters Kristen (January 21, 1978) and Kori (February 10, 1985). **First pro contract:** Boston; selected first round, June, 1981 free agent draft. **Major league debut:** April 15, 1985 with Boston (vs. White Sox). **Sox acquisition:** Obtained from Boston for pitcher Tom Seaver, June 29, 1986.

1987: Originally assigned to "AAA" Hawaii out of spring training. Lyons was brought back to the White Sox April 9 when Harold Baines was disabled due to knee surgery Lyons had not played a game for Hawaii appeared in just nine games (one right field start) with 10 at bats (0-10) before being optioned back to Hawaii when Baines came off the DL May 8 recalled June 26 and remained with the Pale Hose for the rest of the season immediately assumed starting role at third base against right-handed pitching notched a single-game career-high four hits in his third start with a four-for-five night against Oakland June 30 at Comiskey Park wasted little time logging his second four-hit game, enjoying a perfect four-for-four night at Cleveland July 3 followed that performance with a two-for-four day July 5 at Cleveland that five-game stretch (June 30-July 5) saw Lyons hit at a .588 clip (10-17) with nine runs scored, a double, a triple and three RBI stretched a hitting streak to nine games September 6-19 (11-34, .324) and after one "ofer" he hit in his next three outings three game-winning RBI, including a run-scoring single in the 11th inning at Kansas City September 6 a total of 54 starts, 43 at third base, six in center field, four in left, and one in right only four errors in 138 chances at third for a .971 fielding percentage.

Major League Highlights: Answer to potential trivia question when traded for future Hall of Famer Tom Seaver. **1986:** Came to the Sox in the Seaver trade June 29 a .250 hitter in 59 games with the Red Sox, Lyons batted just .203 in 42 outings with the Pale Hose sent to "AAA" Buffalo in mid-August when the Sox needed to make room on their roster after signing outfielder George Foster returned to the Sox in September when the rosters expanded played almost exclusively in the outfield after making his first three White Sox starts at third base enjoyed a career-long 11-game hitting streak at Boston (May 11-25), batting .382 over that stretch (13-34) hit safely in his only at bat in three of those 11 games the skein came right after an 0-22 slump opened 26 May games in center field for the eventual A.L. champion Red Sox in place of the injured Tony Armas. **1985:** Made major league debut against the White Sox in Fenway Park April 15 spent full season with the Red Sox played in 112 games and made 88 center field starts batted .264 with five homers and 30 RBI made first start May 27 versus Minnesota and went three-for-five with two home runs and four RBI that remains his only two-homer game in the big leagues broke into the regular lineup June 2 when Armas was sidelined hitting streaks of nine and eight games second on the club with 12 steals in 21 tries had a team-high 11 bunt hits named Red Sox rookie-of-the-year by the Boston chapter of the Baseball Writers Association of America.

Minor League Highlights: Batted .287 in 47 contests at "AAA" Hawaii in 1987 in between a pair of stints with the White Sox played 20 games at "AAA" Buffalo in 1986 after coming to the White Sox organization hit .297 in that short stint primarily a third baseman in 1984 at "AAA" Pawtucket and in 1983 at "AA" New Britain but played the outfield as well clubbed career-high 17 homers and drove in 62 runs in his first "AAA" season in '84 started in the International League all-star game and was named to the post-season league honors team played third base for the first time in 1983 named top defensive third sacker in Eastern League by Baseball America and also earned similar honors at Pawtucket of the International League the following year

hit .357 (10-28) in playoffs to help New Britain win the 1983 Eastern League title stole a New Britain record 47 bases made three appearances as a pitcher during an unusual string of doubleheaders and was the winner in an 18-inning game against Albany stole 35 bases at "A" Bristol in 1982 broke into pro ball at "A" Winston-Salem in 1981.

Miscellaneous/Personal: Boston's first-round choice in the June, 1981, free agent draft born in Tacoma, Wash., Lyons played high school baseball and football in both Eugene (Marist High) and Beaverton, Ore.attended Oregon State for three years and played baseball for the Beavers also played for Dodge City (Kansas) A's in the Jayhawk Summer League while in college moved his family to Scottsdale, Ariz., from Massachusetts in the off season the infielder/outfielder was sent to the White Sox instructional league last October to learn yet another position the Sox hope he can serve as an emergency catcher in 1988.

YEAR CLUB	AVG	G	AB	R	H	TB	2B	3B	HR	RBI	GW		SH	SF	HB	BB	SO	SB	CS	E
											RBI	SH								
1981 Winston-Salem	.242	64	252	43	61	94	9	3	6	40	3	2	2	2	44	55	19	6	8	
1982 Bristol	.243	135	460	86	112	180	23	3	13	58	4	6	3	2	81	119	35	9	9	
1983 New Britain	.246	132	456	83	112	171	24	7	7	62	7	1	3	6	77	65	47	18	17	
1984 Pawtucket	.268	131	444	80	119	195	21	2	17	62	5	3	6	1	66	71	35	14	26	
1985 BOSTON	.264	133	371	52	98	133	14	3	5	30	3	2	3	1	32	64	12	9	7	
1986 BOSTON	.250	59	124	20	31	45	7	2	1	14	1	1	2	0	12	23	2	3	3	
WHITE SOX	.203	42	123	10	25	29	2	1	0	6	1	3	2	1	7	24	2	3	1	
Buffalo	.297	20	74	18	22	38	5	1	3	8	2	1	0	1	16	14	5	1	4	
1987 Hawaii	.287	47	167	26	48	65	11	0	2	16	5	1	1	1	22	27	7	5	3	
WHITE SOX	.280	76	193	26	54	70	11	1	1	19	3	4	1	0	12	37	3	1	11	
A.L. TOTALS	.256	310	811	108	208	277	34	7	7	69	8	10	8	2	63	148	19	16	22	
M.L. TOTALS	.256	310	811	108	208	277	34	7	7	69	8	10	8	2	63	148	19	16	22	

Last HR: 8/2/87 @ Milw.

BATTER'S STATISTICAL BREAKDOWN
1987

CLUB	1987							CAREER						
	AVG	G	AB	H	HR	RBI	AVG	G	AB	H	HR	RBI		
California	.211	7	19	4	0	2	.280	—	82	23	0	4		
Kansas City	.250	4	12	3	0	1	.279	—	43	12	1	5		
Minnesota	.375	4	16	6	0	1	.303	—	76	23	2	10		
Oakland	.400	8	20	8	0	2	.260	—	73	19	0	6		
Seattle	.286	6	14	4	0	3	.250	—	76	19	1	11		
Texas	.117	4	12	2	0	0	.275	—	40	11	1	3		
vs. West	.290	33	93	27	0	9	.278*	—	410*	114*	5	41*		
Baltimore	.211	7	19	4	0	1	.220	—	91	20	0	6		
Boston	.308	4	13	4	0	3	.273	—	22	6	0	4		
Cleveland	.563	7	16	9	0	2	.302	—	63	19	0	4		
Detroit	.188	7	16	3	0	2	.200	—	65	13	0	6		
Milwaukee	.250	7	20	5	1	2	.211	—	71	15	2	5		
New York	.250	3	4	1	0	0	.200	—	35	7	0	1		
Toronto	.083	8	12	1	0	0	.259	—	54	14	0	2		
vs. East	.270	43	100	27	1	10	.234	—	401	94	2	28		
1987 totals/lifetime	.280	76	193	54	1	19	.256*	—	811*	208*	7	69*		
Home	.280	38	107	30	0	12								
Road	.279	38	86	24	1	7								
1st Half	.255	21	47	12	0	3								
2nd Half	.288	55	146	42	1	16								
April	.000	7	9	0	0	0								
May	.000	2	1	0	0	0								
June	.333	3	12	4	0	1								
July	.313	18	48	15	0	3								
August	.276	21	56	16	1	7								
Sept.-Oct.	.288	25	66	19	0	8								

LYONS'
CAREER GAME HIGHS
HITS: 4 (twice, last 7/3/87 @ Clev.)
HRs: 2 (5/27/85 vs. Minn.)
RBI: 4 (5/27/85 vs. Minn.)

*Includes totals vs. White Sox

Willie Magallanes
Outfielder/#24

Given name: William Magallanes. **Opening Day age:** 21, turns 22 July 10. **Born:** July 10, 1966, Miranda, Venezuela. **Bats/throws:** Right/right. **Height/weight:** 6-4/187. **Major league tenure:** None. **Residence:** Miranda, Venezuela. **Contract status:** Signed through 1988. **Family:** Single. **First pro contract:** White Sox. **Major league debut:** None. **Sox acquisition:** Signed as free agent, January 3, 1985.



1987: Suffered a broken leg in spring training and missed more than half of the season returned from his injury in mid-July and still finished third on the "A"

(Willie Magallanes continued)

Daytona Beach club with 11 home runs and sixth on the team with 44 RBI 35 RBI in his first 35 games played 69 games and finished with a .267 batting average.

Major League Highlights: Magallanes has not appeared in the major leagues.

Minor League Highlights: Played in just 30 games at "Rookie" Sarasota in 1985, his first professional season moved to "A" ball in 1986 and performed at both Appleton of the Midwest League and Peninsula of the Carolina League hit .252 in 80 games at Appleton with eight homers and 27 RBI 24 of his 66 hits (36 per cent) went for extra bases hit three home runs and drove in 11 runs in just 22 games at Peninsula.

Miscellaneous/Personal: Signed by the White Sox as a free agent in January of 1985 when he was just 18 years old one of four native Venezuelans on the Sox' winter roster.

YEAR	CLUB	AVG	G	AB	R	H	TB	2B	3B	HR	GW									
											RBI	SH	SF	HB	BB	SO	SB	CS	E	
1985	Sarasota	.208	30	77	9	16	21	2	0	1	5	1	0	0	0	4	20	1	1	1
1986	Appleton	.252	80	262	37	66	107	15	1	8	27	2	0	2	3	28	84	4	2	9
	Peninsula	.208	22	77	10	16	28	1	1	3	11	0	0	0	2	4	28	2	0	4
1987	Daytona Beach	.267	69	221	30	59	104	4	4	11	44	3	1	5	5	24	64	5	7	2

Fred Manrique Infielder/#10

Given name (pronunciation): Reyes Fred Eloy Manrique (man-REE-kay). **Opening Day age:** 26. **Born:** November 5, 1961, Bolivar, Venezuela. **Bats/throws:** Right/right. **Height/weight:** 6-1/175. **Major league tenure:** One year, one-hundred and thirty-eight days. **Residence:** Lara, Venezuela. **Contract status:** Signed through 1988. **Family:** Married Yadeska; daughter Yadyfert. **First pro contract:** Toronto Blue Jays; signed as free agent November 24, 1978. **Major league debut:** August 22, 1981 with Toronto (vs. the White Sox). **Sox acquisition:** Obtained from St. Louis Cardinals for pitcher Bill Dawley, December 22, 1986.



1987: Completed first full major league season and started 90 games for the White Sox 74 of the starts came at second base and the other 16 were at shortstop compiled a .258 batting average with four homers and 29 RBI struggled offensively through the season's first half, hitting just .217 at the All-Star Game break with one homer and seven RBI caught fire after the mid-season break, hitting safely in 11 of 12 games from July 26 through August 7 (18-37, .486) to raise his average from .207 to .277 hit three-run homers in back-to-back games August 12 (vs. Detroit in Chicago) and August 13 (at Toronto) best hitting month was July when he rapped out a .407 mark also hit .300 in August had four three-hit games outstanding defensively, committing just six errors in 387 total chances at second base for a .984 mark only one miscue in 82 chances at short for a .988 ledger teamed with fellow Venezuelan Ozzie Guillen to form slick defensive double play combination.

Major League Highlights: Has now played with four different major league clubs but last year was his first full big league season. **1986:** Joined the Cardinals' organization in a late spring training deal with the Expos swapped for catcher Tom Nieto made it to the parent Cardinals in September and hit .176 in 13 games notched a pinch-hit home run at Houston September 5 in his first Cardinal at bat. **1985:** As in '86, spent just the final month of the season in the big leagues, this time with Montreal appeared in nine games with the Expos and rapped four hits in 13 at bats for a .308 average three of the four safeties went for extra bases with one double, one triple, and one homer first major league homer came in first at bat with Montreal off Philadelphia's Shane Rawley. **1984:** Spent September with Toronto after a full season at "AAA" Syracuse three hits in nine official trips (.333) and one RBI. **1981:** Made major league debut with the Blue Jays in August and recorded first big league hit August 25 with a single off John Butcher of Texas.

Minor League Highlights: Progressed through the Blue Jays' farm system and reached the "AAA" level in 1982, a year after he made his major league debut has not been lower than "AAA" since made pro debut at the age of 17 at "A" Dunedin in 1979 and also played at "Rookie" Medicine Hat that initial year batted .217 in a full year at "A" Kinston in 1980 stepped up to "AA" Knoxville in 1981 and recorded a .279 batting average in 115 games made jump from "AA" to the major leagues later that season batted .251 in 103 games in his first "AAA" season at Syracuse in 1982 raised batting mark to .268 in 1983 and matched his career high with 50 RBI named Syracuse's most valuable player in 1984 after hitting .282 in 129 games hit for a .240 average at "AAA" Indianapolis and was used extensively at three different infield positions in 1985 acquired by the Expos' organization just one day before the start of the 1985 season played under current Sox skipper Jim Fregosi at "AAA" Louisville in 1986 batted .285 in 133 games with the Redbirds with nine home runs, 51 RBI, and 15 stolen bases.

Miscellaneous/Personal: Yet another Venezuelan infielder to add to White Sox annals that already include Chico Carrasquel, Luis Aparicio, and Ozzie Guillen the youngest of 10 children played soccer in high school and was also a member of the swimming team311 average for loop champion Lara was eighth best in Venezuelan Winter League,

YEAR CLUB	AVG	G	AB	R	H	TB	2B	3B	HR	RBI	GW									
											RBI	SHSF	HB	BB	SO	SB	CS	E		
1979 Dunedin	.133	5	15	0	2	2	0	0	0	0	—	0	0	0	0	5	0	0	3	
Medicine Hat	.300	66	270	47	81	115	8	10	2	30	—	3	1	4	15	59	4	2	37	
1980 Kinston	.277	111	390	49	108	148	9	5	7	50	4	4	4	4	25	64	6	10	35	
1981 Knoxville	.279	115	469	62	131	173	15	6	4	52	5	7	4	4	21	68	7	7	45	
TORONTO	.143	14	28	1	4	4	0	0	0	1	0	0	0	1	0	12	0	1	3	
1982 Syracuse	.251	103	362	41	91	116	9	2	4	37	2	2	1	2	17	45	5	3	24	
1983 Syracuse	.268	128	485	55	130	198	22	8	10	50	8	8	4	2	22	75	3	8	36	
1984 Syracuse	.282	129	517	63	146	189	15	5	6	45	7	6	3	2	29	61	14	7	28	
TORONTO	.333	10	9	0	3	3	0	0	0	1	1	0	0	0	0	1	0	0	1	
1985 Indianapolis	.240	123	409	46	98	153	21	5	8	37	4	5	4	2	20	71	2	8	19	
MONTREAL	.308	9	13	5	4	10	1	1	1	1	0	0	0	0	1	3	0	0	0	
1986 Louisville	.285	133	520	79	148	206	19	6	9	51	2	5	2	3	24	85	15	6	26	
ST. LOUIS	.176	13	17	2	3	6	0	0	1	1	0	0	0	0	1	1	1	0	0	
1987 WHITE SOX	.258	115	298	30	77	108	13	3	4	29	2	9	3	1	19	69	5	3	7	
A.L. TOTALS	.251	139	335	31	84	115	13	3	4	31	3	9	3	2	19	82	5	4	11	
N.L. TOTALS	.233	22	30	7	7	16	1	1	2	2	0	0	0	0	2	4	1	0	0	
M.L. TOTALS	.249	161	365	38	91	131	14	4	6	33	3	9	3	2	21	86	6	4	11	

Last HR: 8/19/87 vs. Bos.

BATTER'S STATISTICAL BREAKDOWN
1987

CLUB	AVG	G	AB	H	HR	RBI	CAREER					
							AVG	G	AB	H	HR	RBI
California	.133	11	15	2	0	2	.158	13	19	3	0	3
Kansas City	.243	11	37	9	0	4	.243	11	37	9	0	4
Minnesota	.286	7	21	6	1	2	.240	9	25	6	1	2
Oakland	.148	12	27	4	0	1	.129	15	31	4	0	1
Seattle	.250	10	16	4	0	0	.182	13	22	4	0	0
Texas	.182	8	22	4	0	1	.217	9	23	5	0	1
vs. West	.210	59	138	29	1	10	.199*	73*	166*	33*	1	11
Baltimore	.167	6	18	3	0	1	.167	6	18	3	0	1
Boston	.297	11	37	11	1	6	.310	14	42	13	1	6
Cleveland	.167	4	6	1	0	1	.167	4	6	1	0	1
Detroit	.476	7	21	10	1	5	.455	8	22	10	1	5
Milwaukee	.278	11	36	10	0	1	.289	16	38	11	0	2
New York	.176	9	17	3	0	1	.167	10	18	3	0	1
Toronto	.400	8	25	10	1	4	.400	8	25	10	1	4
vs. East	.300	56	160	48	3	19	.302	66	169	51	3	20
1987 totals/lifetime	.258	115	298	77	4	29	.251*	139*	335*	84*	4	31
Home	.305	58	141	43	2	19						
Road	.217	57	157	34	2	10						
1st Half	.217	47	106	23	1	7						
2nd Half	.281	68	192	54	3	22						
April	.462	5	13	6	0	1						
May	.175	21	57	10	0	4						
June	.194	17	31	6	1	2						
July	.407	13	27	11	0	3						
August	.300	30	100	30	3	15						
Sept.-Oct.	.200	29	70	14	0	4						

MANRIQUE'S CAREER GAME HIGHS
 HITS: 3 (four times, last 10/3/87 vs. Oak.)
 HRs: 1 (last, 8/19/87 vs. Bos.)
 RBI: 3 (twice, last 8/13/87 @ Tor.)

*Includes totals vs. White Sox

SOX SCRAPBOOK

Mary Rotblatt (vs. Cleveland, 1951) and Bob Shaw (vs. Detroit, 1959) are the only two White Sox pitchers to begin triple plays.

Carlos Martinez

Infielder/#28

Given name: Carlos Alberto Martinez. **Age:** 22, turns 23 August 11. **Born:** August 11, 1965, LaGuaira, Venezuela. **Bats/throws:** Right/right. **Height/weight:** 6-5/175. **Major league tenure:** None. **Residence:** LaGuaira, Venezuela. **Contract status:** Signed through 1988. **Family:** Single. **First pro contract:** New York Yankees; signed as a free agent November 17, 1983. **Major league debut:** None. **Sox acquisition:** Obtained with catcher Ron Hassey and player to be named later (catcher Bill Lindsey) from the New York Yankees for Ron Kittle, Joel Skinner, and Wayne Tolleson July 29, 1986.



1987: Played most of the '87 season at "AAA" Hawaii after spending a good portion of spring training at the major league camp hit .247 in 83 games at Hawaii with three home runs and 36 RBI hit .233 in nine games at "AA" Birmingham.

Major League Highlights: Martinez has not appeared in the major leagues.

Minor League Highlights: Began professional career in 1984 at "Rookie" Sarasota of the Gulf Coast League in the Yankee organization batted just .154 in 31 games with no homers and four RBI stepped up to "A" Fort Lauderdale of the Florida State League in 1985 and was named to that loop's all-star team batted .248 in 93 games with six homers and 44 RBI opened the '86 season at "AA" Albany of the Eastern League and then earned his first "AAA" experience at Buffalo of the American Association after being traded to the White Sox in late July appeared in 17 games at Buffalo and hit .296 with two homers and six RBI played at both "AAA" Hawaii and "AA" Birmingham in 1987.

Miscellaneous/Personal: Signed by the Yankees as a free agent November 17, 1983 hails from the same area (LaGuaira, Venezuela) as Sox shortstop Ozzie Guillen.

YEAR	CLUB	AVG	G	AB	R	H	TB	2B	3B	HR	RBI	GW									
												RBI	SH	SF	HB	BB	SO	SB	CS	E	
1984	Sarasota	.154	31	91	9	14	17	1	1	0	4	1	2	1	0	6	15	3	0	14	
1985	Fort Lauderdale	.248	93	311	39	77	124	15	7	6	44	3	4	2	2	14	65	8	4	25	
1986	Albany	.277	69	253	34	70	116	18	2	8	39	5	0	2	3	6	46	2	3	32	
	Buffalo	.296	17	54	6	16	23	1	0	2	6	1	0	2	2	2	12	0	0	5	
1987	Hawaii	.247	83	304	32	75	101	15	1	3	36	1	1	3	0	14	50	3	2	18	
	Birmingham	.233	9	30	2	7	8	1	0	0	0	0	0	0	0	1	6	2	2	2	

Jack McDowell

Pitcher/#40

Given name: Jack Burns McDowell. **Opening Day age:** 22. **Born:** January 16, 1966, Van Nuys, Calif. **Bats/throws:** Right/right. **Height/weight:** 6-5/179. **Major league tenure:** Twenty-two days. **Residence:** Van Nuys, Calif. **Contract status:** Signed through 1988. **Family:** Single. **First pro contract:** White Sox. **Major league debut:** September 15, 1987 with the White Sox (vs. Minnesota). **Sox acquisition:** Selected in first round (fifth in nation), June, 1987 free agent draft.



1987: Busy year began as ace starting pitcher for Stanford University season ended with McDowell posting a 3-0 record and 1.93 ERA in four starts with the White Sox in between were a pair of championships for McDowell's clubs led Stanford to the College World Series title in June, earning the victory in the championship game against Oklahoma State June 7 helped the "AA" Birmingham Barons capture the Southern League crown in early September (see details below) made major league debut September 15 against the eventual World Series champion Minnesota Twins at Comiskey Park blanked the Twins on four hits through seven innings and earned a 6-2 victory struck out three and walked none in his very impressive debut followed that baptism

with another strong outing in a 5-3 win over Seattle September 20 at Comiskey Park blanked the Mariners for 6.1 innings and did not allow a run to score until Edgar Martinez, the last man McDowell would face, lined a two-run double in the seventh streak of scoreless innings at the start of his major league career reached 13.1 frames third outing was even more impressive but he did not get a decision in Sox' 2-1, 10-inning win at Oakland September 25 with several of his college teammates from nearby Stanford in attendance at the Oakland-Alameda County Coliseum, McDowell hurled seven shutout innings and allowed the pennant-contending Athletics just a pair of harmless singles struck out seven and walked three left game with Sox ahead 1-0 but a Mark McGwire ninth-inning home run off reliever Bobby Thigpen took the win away from McDowell earned his third victory in final start of season, a 6-3 verdict over California October 1 at Comiskey Park four-start totals showed 15 strikeouts and only six walks in 28 innings allowed just six earned runs in those 28 frames and one homer that homer, a three-run shot by California's Jack Howell in the fourth inning October 1, temporarily put McDowell and the Sox behind 3-2, the only time McDowell trailed in any of his four starts.

Major League Highlights: See above.

Minor League Highlights: Broke into professional baseball last August at "Rookie" Sarasota after coming to contract terms with the White Sox was 0-1 in two games (one start) in his brief stay at Sarasota promoted to "AA" Birmingham August 13 where he played a role in the Barons' Southern League title run starting and winning pitcher in Birmingham's first opening-round playoff game against Huntsville, a 15-2 decision five hits, two earned runs, eight strikeouts, three walks in six innings in that win no-decision in other post-season appearance versus Charlotte in the championship series (4.2 innings, seven hits, two earned runs, four strikeouts, four walks).

Miscellaneous/Personal: Received national acclaim after leading the Stanford Cardinal to the College World Series title in Omaha, Neb., in early June finished 2-1 in the CWS owned a 13-5 slate for the season, his third at Stanford owned five complete games and one shutout in 20 starts notched 120 strikeouts in 128.2 innings three-year Stanford career record, including two trips to the CWS, was 35-13 with a 3.58 ERA struck out 337 batters in 392.2 innings for a ratio of 7.7 K's per nine innings pitched six collegiate shutouts and 21 complete games in 52 starts six shutouts equalled 27-year-old Pac-10 record by year, McDowell finished 11-4, 4.15 ERA (freshman), 11-4, 2.51 ERA (sophomore) and 13-5, 4.13 ERA (junior) two-time Pacific-10 all-conference selection holds Stanford's career strikeout record of 337, breaking four-year mark of 315 set by Baltimore's Jeff Ballard in three seasons won Stanford's only College World Series victory in 1985, defeating Arizona 9-2 a native of Van Nuys, Calif., McDowell graduated from Notre Dame High School.

YEAR CLUB	W-L	PCT.	ERA	G	GS	CG	SHO	SV	IP	H	R	ER	HR	HB	BB-I	SO	WP	BK
1987 Sarasota	0-1	.000	2.57	2	1	0	0	0	7.0	4	3	2	0	1	1-0	12	0	0
Birmingham	1-2	.333	7.84	4	4	1	1	0	20.2	19	20	18	5	1	8-0	17	3	1
WHITE SOX	3-0	1.000	1.93	4	4	0	0	0	28.0	16	6	6	1	2	6-0	15	0	0
A.L. TOTALS	3-0	1.000	1.93	4	4	0	0	0	28.0	16	6	6	1	2	6-0	15	0	0
M.L. TOTALS	3-0	1.000	1.93	4	4	0	0	0	28.0	16	6	6	1	2	6-0	15	0	0

PITCHER'S STATISTICAL BREAKDOWN

CLUB	1987						CAREER					
	ERA	W-L	SV	IP	ER	SO	ERA	W-L	SV	IP	ER	SO
California	3.52	1-0	0	7.2	3	2	3.52	1-0	0	7.2	3	2
Kansas City	—	—	—	—	—	—	—	—	—	—	—	—
Minnesota	0.00	1-0	0	7.0	0	3	0.00	1-0	0	7.0	0	3
Oakland	0.00	0-0	0	7.0	0	7	0.00	0-0	0	7.0	0	7
Seattle	4.26	1-0	0	6.1	3	3	4.26	1-0	0	6.1	3	3
Texas	—	—	—	—	—	—	—	—	—	—	—	—
vs. West	1.93	3-0	0	28.0	6	15	1.93	3-0	0	28.0	6	15

Baltimore	—	—	—	—	—	—	—	—	—	—	—	
Boston	—	—	—	—	—	—	—	—	—	—	—	
Cleveland	—	—	—	—	—	—	—	—	—	—	—	
Detroit	—	—	—	—	—	—	—	—	—	—	—	
Milwaukee	—	—	—	—	—	—	—	—	—	—	—	
New York	—	—	—	—	—	—	—	—	—	—	—	
Toronto	—	—	—	—	—	—	—	—	—	—	—	
vs. East	—	—	—	—	—	—	—	—	—	—	—	
1987 totals/lifetime	1.93	3-0	0	28.0	6	15	1.93	3-0	0	28.0	6	15
Home	2.57	3-0	0	21.0	6	8						
Road	0.00	0-0	0	7.0	0	7						
1st Half	—	—	—	—	—	—						
2nd Half	1.93	3-0	0	28.0	6	15						
April	—	—	—	—	—	—						
May	—	—	—	—	—	—						
June	—	—	—	—	—	—						
July	—	—	—	—	—	—						
August	—	—	—	—	—	—						
Sept.-Oct.	1.93	3-0	0	28.0	6	15						

**MCDOWELL'S
CAREER GAME HIGHS**
Ks: 7 (9/25/87 @ Oak.)
LONGEST WIN STREAK:
3 Games

Russ Morman Outfielder/#14

Given name: Russell Lee Morman. **Opening Day age:** 25, turns 26 April 28. **Born:** April 28, 1962, Independence, Mo. **Bats/throws:** Right/right. **Height/weight:** 6-4/215. **Major league tenure:** Sixty-four days. **Residence:** Lee's Summit, Mo. **Contract status:** Signed through 1988. **Family:** Married Loretta Ragan. **First professional contract:** White Sox. **Major league debut:** August 3, 1986 with White Sox (vs. Detroit). **Sox acquisition:** Selected second round, June, 1983 free agent draft.



1987: Spent the entire season at "AAA" Hawaii hampered by a pair of injuries that limited his play to just 89 games suffered an injury to his left shoulder diving for a fly ball April 22 at Hawaii's Aloha Stadium a severe left ankle sprain suffered July 6 at Hilo also interrupted his play an outfielder for the first half of the season, Morman managed 35 starts around his injury moved to first base for his final 41 starts after first baseman Tom Forrester was sent to "AA" Birmingham Morman finished with a .269 batting average hit nine homers and drove home 53 runs, third highest RBI total on the club despite his injuries.

Major League Highlights: Enjoyed a memorable major league debut August 3, 1986 vs. Detroit at Comiskey Park logged hits in his first three at bats and became just the second player in history to record two hits in one inning in his first major league game the other player to achieve such distinction was Billy Martin with the New York Yankees in 1950. **1986:** More details on Morman's debut after singling in his first at bat in the second inning, Morman led off the fourth frame with his first major league home run he batted again in the Sox' six-run fourth and drove in another run with a single Morman's perfect debut ended when he flied out to left field in his final at bat of the day his hot bat stayed with him as Morman hit safely in his first three big league games (5-11, .455) and in four of his first five (7-18, .389) had two homers and eight RBI in his first eight games had three three-hit games and one three-RBI game in his initial season celebrated his trip to Kansas City (located just a few miles from his hometown of Independence, Mo.) in early September with three consecutive two-hit games (6-12, .500, 1 homer, 2 RBI, 1 GWRBI) made 45 starts at first base recall from "AAA" came when Greg Walker was placed on the disabled list with a broken hand in early August .

Minor League Highlights: Began his professional career in 1983 at "AA" Glens Falls and spent 1984 at "A" Appleton, helping the Foxes win the Midwest League title led the Midwest League in game-winning RBI with 15, tied for fourth in triples with seven, and was fifth in RBI with 80 enjoyed the finest of his first three professional seasons and stamped himself as one of the Sox' top minor league prospects in 1985 spent most of the season at Glens Falls, finishing second in the Eastern League with his .310 batting average was

third in home runs with 17 and in total bases with 216 named the player-of-the-month in the season's initial 30 days and was twice honored as player-of-the-weekfinished his tour at Glens Falls with 81 RBI promoted to "AAA" Buffalo August 11 Morman wasted no time making a name for himself in Buffalo, homering in his first game (third at bat) homered five times in his first six games and earned American Association player-of-the-week honors for that performance finished his short period at Buffalo with seven homers and 14 RBI in just 21 games compiled a .297 batting average named to the Eastern League all-star team at the conclusion of the seasonbatted .266 in 106 games at Buffalo in 1986 before coming up to the Sox in early August a first baseman and outfielder by trade, Morman experimented at third base at Buffalo played 92 games at the hot corner, committing 23 errors collected nine homers and 53 RBI in 89 games at "AAA" Hawaii in 1987 season cut short by injuries to left ankle and left shoulder.

Miscellaneous/Personal: Second White Sox pick in the June, 1983 free agent draft after earning all-America honors as a collegian at Wichita State led the nation in RBI with 105 in 1983 also named Missouri Valley Conference player-of-the-year in '83, hitting .439 and belting 23 homers a native of Independence, Mo., he was a three-sport star at William Chrisman High, earning all-area honors in baseball and all-Missouri accolades in basketball.

YEAR CLUB	AVG	G	AB	R	H	TB	2B	3B	HR	RBI	GW									
											RBI	SHS	FB	BB	SO	SB	CS	E		
1983 Glens Falls	.245	71	233	29	57	77	9	1	3	32	4	0	3	5	40	65	8	3	7	
1984 Appleton	.262	122	424	68	111	163	17	7	7	80	15	4	4	8	80	93	29	6	10	
1985 Glens Falls	.310	119	422	64	131	216	24	5	17	81	9	1	3	5	65	51	11	10	12	
Buffalo	.297	21	64	16	19	45	3	1	7	14	0	0	0	2	10	16	2	0	2	
1986 Buffalo	.266	106	365	52	97	157	17	2	13	57	6	0	3	5	54	58	3	1	24	
WHITE SOX	.252	49	159	18	40	57	5	0	4	17	3	1	2	2	16	36	1	0	4	
1987 Hawaii	.269	89	294	52	79	129	19	2	9	53	7	0	3	1	60	57	5	3	3	
A.L. TOTALS	.252	49	159	18	40	57	5	0	4	17	3	1	2	2	16	36	1	0	4	
M.L. TOTALS	.252	49	159	18	40	57	5	0	4	17	3	1	2	2	16	36	1	0	4	

Last HR: 9/17/86 @ Sea.

BATTER'S STATISTICAL BREAKDOWN

CLUB	1987						CAREER					
	AVG	G	AB	H	HR	RBI	AVG	G	AB	H	HR	RBI
California	—	—	—	—	—	—	.150	6	20	3	0	3
Kansas City	—	—	—	—	—	—	.409	6	22	9	1	2
Minnesota	—	—	—	—	—	—	.143	2	7	1	0	0
Oakland	—	—	—	—	—	—	.143	6	21	3	0	1
Seattle	—	—	—	—	—	—	.500	3	6	3	1	2
Texas	—	—	—	—	—	—	.214	6	14	3	0	0
vs. West	—	—	—	—	—	—	.244	29	90	22	2	8
Baltimore	—	—	—	—	—	—	—	—	—	—	—	—
Boston	—	—	—	—	—	—	.200	3	10	2	0	0
Cleveland	—	—	—	—	—	—	—	—	—	—	—	—
Detroit	—	—	—	—	—	—	.375	4	16	6	1	3
Milwaukee	.192	7	26	5	1	6	—	—	—	—	—	—
New York	—	—	—	—	—	—	—	—	—	—	—	—
Toronto	—	—	—	—	—	—	.294	6	17	5	0	0
vs. East	—	—	—	—	—	—	.261	20	69	18	2	9
1987 totals/lifetime	—	—	—	—	—	—	.252	49	159	40	4	17
Home	—	—	—	—	—	—	MORMAN'S CAREER GAME HIGHS HITS: 3 (three times, last 8/27/86 vs. KC.) HRs: 1 (last 9/17/86 @ Sea.) RBI: 3 (8/11/86 @ Milw.)					
Road	—	—	—	—	—	—						
1st Half	—	—	—	—	—	—						
2nd Half	—	—	—	—	—	—						
April	—	—	—	—	—	—						
May	—	—	—	—	—	—						
June	—	—	—	—	—	—						
July	—	—	—	—	—	—						
August	—	—	—	—	—	—						
Sept.-Oct.	—	—	—	—	—	—						

SOX SCRAPBOOK

The all-"K" infield of the 1946 White Sox included first baseman Joe Kuhel, second baseman Don Kolloway, shortstop Casimir Kwietniewski, and third baseman Bob Kennedy. Kwietniewski later changed his name to Cass Michaels.

Dan Pasqua Outfielder/#44



Given name (pronunciation): Daniel Anthony Pasqua (PASS-kwuh). **Opening Day age:** 26, turns 27 October 18. **Born:** October 17, 1961, Yonkers, N.Y. **Bats/throws:** Left/left. **Height/weight:** 6-0/203. **Major league tenure:** Two years, 52 days. **Residence:** Hackensack, N.J. **Contract status:** Signed through 1988. **Family:** Single. **First pro contract:** New York Yankees; selected third round, June, 1982 free agent draft. **Major league debut:** May 30, 1985 with New York Yankees (at California). **Sox acquisition:** Obtained from New York Yankees with catcher Mark Salas and pitcher Steve Rosenberg in exchange for pitchers Richard Dotson and Scott Nielsen, November 13, 1987.

1987: Hit 17 home runs and played in 113 games with the Yankees, both major league highs for Pasqua opened season with Yankees but was sent to "AAA" Columbus for a brief 23-game stay from June 24-July 19 primarily platooned in left field (74 games), Pasqua also made 12 appearances at first base when Don Mattingly was disabled in June 25 of 74 hits went for extra bases, giving him a slugging percentage of .421 appeared in 20 games as a designated hitter, batting .211 with just two homers and only five RBI hit three pinch-hit homers, tying him with California's George Hendrick and Texas' Darrell Porter for the American League leadership in that category first guest homer was a ninth-inning, two-run shot off Calvin Schiraldi at Boston June 19 that helped to send the game into extra innings added a double in next trip that night and tied his career high with four RBI for the game second pinch homer was one White Sox fans won't forget the blast came July 26 at Comiskey Park off Richard Dotson in the eighth inning Mike Pagliarulo spoiled Dotson's bid for Comiskey Park's first perfect game with a one-out single in the eighth and, after a Mike Easler double, Pasqua put the Yankees ahead with his three-run homer to the upper deck in right field final pinch homer came on season's final day, October 4 against Baltimore's Tom Niedenfuer longest hitting streak was an eight-gamer August 8-19 (10-30, .333, 4 home runs, 7 RBI) finished season with a five-game hitting streak (6-16, .375, 2 homers, 2 RBI) seven of 42 RBI were game-winners.

Major League Highlights: Owns 42 home runs in just 746 major league at bats, giving him one round-tripper in every 17.8 official trips to the plate. **1986:** Opened season at "AAA" Columbus after a poor (.104) spring training recalled by the Yankees May 18 hit a two-run homer off Oakland's Eric Plunk May 21 in his first start of the season his four RBI that night matched his career high belted two homers the next night at Oakland, the second two-homer game of his career connected for first career pinch-hit home run July 11 at Minnesota first career inside-the-park homer came the next night at Minnesota career-long 12-game hitting streak August 9-23 hit .364 (16-44) with 4 doubles, 2 homers, and 6 RBI, including 2 GWRBI, during the streak average hovered around .300 for most of the season and finished with a career-high .293 mark averaged one homer for every 17.5 at bats, the best on the Yankee squad. **1985:** Made big league debut May 30 when recalled from "AAA" Columbus after Henry Cotto was disabled first major league hit was a home run in his second major league at bat May 30 at California off Ron Romanick optioned back to Columbus June 17 recalled again July 11 hit two home runs in the second game after his recall July 12 versus Texas both of those blasts were right-field upper deck shots at Yankee Stadium returned to Columbus for final time August 5 back with Yankees August 16 notched four RBI in one game for first time August 25 at Seattle hit four homers in six games September 3-10 with 10 RBI.

Minor League Highlights: Named player-of-the-year in the Appalachian League in his first pro season at Paintsville in 1982 led the league with 16 home runs hit 19 homers and drove in 84 runs at "A" Fort Lauderdale in 1983 and made one brief stop at "AAA" Columbus spent the entire 1984 season

at "AA" Nashville and led the Sounds with a professional career-high 33 home runs and 91 RBI owned a .502 slugging percentage that season named the International League rookie-of-the-year and most valuable player in 1985 despite playing in only 78 games at Columbus Pasqua hit .321 with 18 home runs and 69 RBI in those 78 contests started '86 season at Columbus and clubbed six homers and 20 RBI in just 32 games with the Clippers collected six homers and 15 RBI in just 23 games at Columbus during brief minor league stint in 1987.

Miscellaneous/Personal: Attended Old Tappan High School in New Jersey where he played football and baseball an all-America selection in baseball at William Patterson College in both 1981 and '82.

YEAR CLUB	AVG	G	AB	R	H	TB	2B	3B	HR	GW		SH	SF	HB	BB	SO	SB	CS	E
										RBI	RBI								
1982 Paintsville	.301	60	239	43	72	134	10	2	16*	63@	5	0	4	1	22	42	1	2	4
Oneonta	.294	4	17	3	5	12	1	0	2	4	0	0	0	0	2	3	1	0	1
1983 Fort Lauderdale	.273	131	451	83	123	225	25	10	19	84	12	0	5	4	80	125	12	4	5
Columbus	.000	1	3	0	0	0	0	0	0	0	0	0	0	0	1	2	0	0	0
1984 Nashville	.243	136	460	78	112	231	14	3	33*	91	12	0	3	3	95	148*	5	2	12
1985 Columbus	.321	78	287	52	92	172	16	5	18	69	9	0	2	2	48	62	5	0	4
New York (A.L.)	.209	60	148	17	31	63	3	1	9	25	1	0	1	1	16	38	0	0	0
1986 Columbus	.291	32	110	25	32	59	3	3	6	20	2	0	0	0	32	29	1	1	3
New York (A.L.)	.293	102	280	44	82	147	17	0	16	45	7	1	1	3	47	78	2	0	2
1987 New York (A.L.)	.233	113	318	42	74	134	7	1	17	42	7	2	1	1	40	99	0	2	2
Columbus	.341	23	85	16	29	53	6	0	6	15	2	1	0	1	5	21	2	0	1
A.L. TOTALS	.251	275	746	103	187	344	27	2	42	112	15	3	3	5	103	215	2	2	4
M.L. TOTALS	.251	275	746	103	187	344	27	2	42	112	15	3	3	5	103	215	2	2	4

*Led league

@ Tied for league lead

Last HR: 10/7/87 vs. Balt.

BATTER'S STATISTICAL BREAKDOWN 1987

CLUB	AVG	G	AB	H	HR	RBI	CAREER					
							AVG	G	AB	H	HR	RBI
California	.296	—	27	8	4	6	.228	—	79	18	5	10
Kansas City	.143	—	14	2	1	3	.228	—	44	10	2	6
Minnesota	.238	—	21	5	1	2	.333	—	36	12	3	8
Oakland	.167	—	30	5	0	0	.218	—	78	17	5	14
Seattle	.293	—	41	12	2	5	.330	—	88	29	7	18
Texas	.125	—	8	1	0	1	.267	—	30	8	2	5
vs. West	.231*	—	160*	37*	9*	21*	.259*	—	398*	103*	27*	70*
Baltimore	.200	—	25	5	2	3	.222	—	54	12	3	6
Boston	.304	—	23	7	2	6	.357	—	56	20	4	10
Cleveland	.167	—	30	5	1	3	.236	—	35	13	1	6
Detroit	.263	—	38	10	2	5	.224	—	67	15	4	8
Milwaukee	.250	—	28	7	1	3	.241	—	58	14	3	6
New York	—	—	—	—	—	—	—	—	—	—	—	—
Toronto	.214	—	14	3	0	1	.172	—	58	10	0	6
vs. East	.234	—	158	37	8	21	.241	—	348	84	15	42
1987 totals/lifetime	.233	—	318*	74*	17*	42*	.251*	—	746*	187*	42*	112*
Home	.277	—	141	39	6	13	PASQUA'S CAREER GAME HIGHS HITS: 3 (seven times, last 8/2/87 vs. Det.) HRs: 2 (twice, last 5/22/86 vs. Oak.) RBIs: 4 (twice, last 6/19/87 @ Bos.)					
Road	.198	—	177	35	11	29						
1st Half	.201	—	169	34	8	23						
2nd Half	.268	—	149	40	9	19						
April	.130	17	46	6	1	4						
May	.243	24	70	17	5	11						
June	.208	19	53	11	2	8						
July	.160	9	25	4	1	3						
August	.284	21	67	19	4	10						
Sept.-Oct.	.298	23	57	17	4	6						

*Includes totals vs. White Sox

Ken Patterson Pitcher/#34

Given name: Kenneth Brian Patterson. **Opening Day age:** 23, turns 24 July 8. **Born:** July 8, 1964, Costa Mesa, Calif. **Bats/throws:** Left/left. **Height/weight:** 6-4/210. **Major league tenure:** None. **Residence:** McGregor, Tex. **Contract status:** Signed through 1988. **Family:** Single. **First pro contract:** New York Yankees; selected in third round, June, 1985 free agent draft. **Major league debut:** None. **Sox acquisition:** Obtained from New York Yankees along with a minor league player to be named later (pitcher Jeff Pries) in exchange for infielder Jerry Royster and a minor league player to be named later (infielder Mike Soper), August 26, 1987.



(Ken Patterson continued)

1987: Opened the season at "A" Fort Lauderdale and was promoted to "AA" Albany June 6 converted from a starter to a reliever in July and posted impressive numbers out of the bullpen Patterson was 2-1 with a 1.92 ERA and five saves in 16 relief appearances at Albany prior to the trade to the Sox organization overall, his Albany slate showed a 3-6 record and 3.96 ERA in 24 games reported to "AAA" Hawaii after the trade and earned two saves in just three appearances pitched 3.1 scoreless innings for the Islanders, allowing only one hit walked three and struck out five.

Major League Highlights: Patterson has not appeared in the major leagues.

Minor League Highlights: A third-round choice by the Yankees in the June, 1985 free agent draft made professional debut at Oneonta of the New York-Penn League in '85 and posted a 2-2 record in six startsled the New York-Penn League in shutouts with four and posted a league-best 1.35 ERA in 1986 was 9-3 in 15 starts for Oneonta and had 102 strikeouts in just 100.1 innings named to the league all-star team and was a Topps' all-star.

Miscellaneous/Personal: Drafted by the Yankees after a fine career at Baylor University of the baseball-strong Southwest Conference born in California, Patterson now makes his home in McGregor, Tex.

YEAR	CLUB	W-L	PCT.	ERA	G	GS	CG	SHO	SV	IP	H	R	ER	HR	HB	BB-I	SO	WP	BK
1985	Oneonta	2-2	.500	4.84	6	6	0	0	0	22.1	23	14	12	0	2	14-0	21	1	0
1986	Ft. Lauderdale	0-2	.000	7.71	5	5	0	0	0	18.2	30	20	16	2	3	16-0	13	2	0
	Oneonta	9-3	.750	1.35	15	15	5	4	0	100.1	67	25	15	2	4	45-0	102	7	1
1987	Ft. Lauderdale	1-3	.250	6.33	9	9	0	0	0	42.2	46	34	30	0	2	31-0	36	5	1
	Albany	3-6	.333	3.96	24	8	1	0	5	63.2	59	31	28	2	2	31-1	47	4	0
	Hawaii	0-0	—	0.00	3	0	0	0	2	3.1	1	0	0	0	0	3-0	5	0	0

John Pawlowski Pitcher/#48

Given name: John Pawlowski. **Opening Day age:** 24, turns 25 September 6. **Born:** September 6, 1963, Johnson City, N.Y. **Bats/throws:** Right/right. **Height/weight:** 6-2/175. **Major league tenure:** Twenty-two days. **Residence:** Binghamton, N.Y. **Contract status:** Signed through 1988. **Family:** Married Sarah Twiggs. **First pro contract:** White Sox. **Major league debut:** September 19, 1987 with White Sox (vs. Seattle). **Sox acquisition:** Selected in sixth round, June, 1985 free agent draft.



1987: Relief ace on Birmingham's Southern League championship team after mid-season conversion to bullpen, Pawlowski was 3-0 with a 2.61 ERA in 29 games posted three saves recorded 31 strikeouts and just 19 walks in 31 innings as a reliever allowed just 25 hits, including two homers, out of the bullpen in those 31 frames a starter in the first half of the campaign, he was 3-6 with a 5.92 ERA in eight outings whiffed 30 and walked 26 in 41.0 innings as a starter owned a 1-0 record in two appearances in the Southern League playoffs made major league debut in September following the Southern League championship series no record in two relief appearances with the Sox allowed one earned run on three hits in two innings versus Seattle September 19 at Comiskey Park in his debut pitched again September 23 at Anaheim and was touched for one earned tally and four hits in 1.2 innings by the Angels.

Major League Highlights: See above.

Minor League Highlights: Owns a composite 26-15 record in three minor league seasons started at "A" Niagara Falls (New York-Penn League) in 1985 and made it all the way to the major leagues by the end of his third season posted a 9-3 record and 2.13 ERA in 15 starts at Niagara Falls tossed four complete games and two shutouts with 82 strikeouts in just 97 innings pitched started the 1986 season at "A" Peninsula of the Carolina League and was 5-

2 with a 3.38 ERA in eight starts (one complete game) promoted to "AA" Birmingham where he fashioned a 6-4 mark and 4.91 ERA in 16 starts and 23 appearances spent all of 1987 at Birmingham until his September call-up to the Sox.

Miscellaneous/Personal: The sixth White Sox selection in the June, 1985 free agent draft attended Clemson University and pitched for the Tigers a native of New York state, Pawlowski graduated from Seton Catholic Central High School in Binghamton, N.Y. in 1982.

YEAR CLUB	W-L	PCT.	ERA	G	GSCG	SHO	SV	IP	H	R	ER	HR	HB	BB-I	SO	WP	BK	
1985 Niagara Falls	9-3	.750	2.13	15	15	4	2	0	97.0	74	41	23	7	3	35-0	82	6	0
1986 Peninsula	5-2	.714	3.38	8	8	1	0	0	48.0	33	21	18	3	4	22-0	30	3	0
Birmingham	6-4	.600	4.91	23	16	0	0	0	106.0	111	67	58	15	3	47-2	58	4	1
1987 Birmingham	5-6	.455	4.70	35	8	0	0	3	69.0	69	44	36	7	2	38-1	57	1	1
WHITE SOX	0-0	—	4.91	2	0	0	0	0	3.2	7	2	2	0	0	3-0	2	0	0
A.L. TOTALS	0-0	.000	4.91	2	0	0	0	0	3.2	7	2	2	0	0	3-0	2	0	0
M.L. TOTALS	0-0	.000	4.91	2	0	0	0	0	3.2	7	2	2	0	0	3-0	2	0	0

Melido Perez Pitcher/#33

Given name: Melido Perez. **Opening Day age:** 22. **Born:** February 15, 1966, San Cristobal, Dominican Republic. **Bats/throws:** Right/right. **Height/weight:** 6-4/180. **Major league tenure:** Thirty-four days. **Residence:** San Cristobal, Dominican Republic. **Contract status:** Signed through 1988. **Family:** Single. **First pro contract:** Kansas City Royals; signed as free agent July 22, 1983. **Major league debut:** September 4, 1987 with Kansas City (vs. White Sox). **Sox acquisition:** Obtained with pitchers John Davis, Chuck Mount and Greg Hibbard from Kansas City in exchange for pitcher Floyd Bannister and infielder Dave Cochrane, December 10, 1987.



1987: Spent portions of the season at both "A" Fort Myers and "AA" Memphis in the Royals' farm system before making the jump to the big leagues in September when major league rosters expanded owned a combined 12-8 record and 3.09 ERA at the Fort Myers and Memphis stops exercised incredible control, walking just 27 batters and registering 177 strikeouts in 198 innings with those two clubs made three starts with the Royals in September and had one win, one loss and one no-decision the victory came in his big league debut September 4 versus the White Sox at Royals Stadium worked seven full innings and was touched for only one unearned run on six hits did not pitch again until September 14 against California at Kansas City no-decision that night, allowing five earned runs on six hits in two innings final start, also at home, came September 19 versus Oakland lasted just 1.1 innings and was touched for four earned runs and six hits and took the loss.

Major League Highlights: See above.

Minor League Highlights: Broke into pro baseball in 1984 at "A" Charleston of the South Atlantic League spent the '85 season at "A" Eugene of the Northwest League and led the loop in innings pitched (101.0) and was fourth in strikeouts (88) moved to long-season "A" Burlington in 1986 and led the Midwest League in complete games with 13 in 23 starts his 153 strikeouts led the squad.

Miscellaneous/Personal: Younger brother of Montreal's Pascual Perez attended San Gregorio de Nigua High School in the Dominican Republic.

SOX SCRAPBOOK

Arthur S. "Bugs" Baer described former Sox outfielder "Ping" Bodie (1911-14) as follows: "There was larceny in his heart but his feet were honest." Bodie deserved a better reputation. He stole 83 career bases.

(Melido Perez continued)

YEAR CLUB	W-L	PCT.	ERA	G	SC	CG	SHO	SV	IP	H	R	ER	HR	HB	BB-I	SO	WP	BK
1984 Charleston	5-7	.417	4.35	16	15	0	0	0	89.0	99	52	43	9	2	19-0	55	4	1
1985 Eugene	6-7	.462	5.44	17	15	2	0	0	101.0	116	65	61	13	1	35-2	88	4	2
1986 Burlington	10-12	.455	3.70	28	23	13	1	0	170.1	148	83	70	15	3	49-3	153	8	1
1987 Fort Myers	4-3	.571	2.38	8	8	5	1	0	64.1	51	20	17	3	0	7-0	51	3	0
Memphis	8-5	.615	3.53	20	20	5	2	0	133.2	125	60	51	13	0	20-1	126	4	0
KANSAS CITY	1-1	.500	7.84	3	3	0	0	0	10.1	18	12	9	2	0	5-0	5	0	0
A.L. TOTALS	1-1	.500	7.84	3	3	0	0	0	10.1	18	12	9	2	0	5-0	5	0	0
M.L. TOTALS	1-1	.500	7.84	3	3	0	0	0	10.1	18	12	9	2	0	5-0	5	0	0

PITCHER'S STATISTICAL BREAKDOWN

CLUB	1987						CAREER					
	ERA	W-L	SV	IP	ER	SO	ERA	W-L	SV	IP	ER	SO
California	22.50	0-0	0	2.0	5	0	22.50	0-0	0	2.0	5	0
Kansas City	—	—	—	—	—	—	—	—	—	—	—	—
Minnesota	—	—	—	—	—	—	—	—	—	—	—	—
Oakland	27.00	0-1	0	1.1	4	1	27.00	0-1	0	1.1	4	1
Seattle	—	—	—	—	—	—	—	—	—	—	—	—
Texas	—	—	—	—	—	—	—	—	—	—	—	—
vs. West	7.84*	1-1*	0	10.1*	9*	5*	7.84*	1-1*	0	10.1*	9*	5*
Baltimore	—	—	—	—	—	—	—	—	—	—	—	—
Boston	—	—	—	—	—	—	—	—	—	—	—	—
Cleveland	—	—	—	—	—	—	—	—	—	—	—	—
Detroit	—	—	—	—	—	—	—	—	—	—	—	—
Milwaukee	—	—	—	—	—	—	—	—	—	—	—	—
New York	—	—	—	—	—	—	—	—	—	—	—	—
Toronto	—	—	—	—	—	—	—	—	—	—	—	—
vs. East	—	—	—	—	—	—	—	—	—	—	—	—
1987 totals/lifetime	7.84*	1-1*	0	10.1*	9*	5*	7.84*	1-1*	0	10.1*	9*	5*
Home	7.84	1-1	0	10.1	9	5	PEREZ' CAREER GAME HIGHS Ks: 4 (9/4/87 vs. Chi.) LONGEST WIN STREAK: 1 Game					
Road	—	—	—	—	—							
1st Half	—	—	—	—	—							
2nd Half	7.84	1-1	0	10.1	9							
April	—	—	—	—	—							
May	—	—	—	—	—							
June	—	—	—	—	—							
July	—	—	—	—	—							
August	—	—	—	—	—							
Sept.-Oct.	7.84	1-1	0	10.1	9							

Adam Peterson
Pitcher/#42



Given name: Adam Charles Peterson. Opening Day age: 22. Born: December 11, 1965, Long Beach, Calif. Bats/throws: Right/right. Height/weight: 6-3/190. Major league tenure: Twenty-two days. Residence: Vancouver, Wash. Contract status: Signed through 1988. Family: Married Lisa Clark. First pro contract: White Sox. Major league debut: September 19, 1987 with White Sox (vs. Seattle). Sox acquisition: Selected in sixth round of June, 1984 free agent draft.

1987: Led "AA" Southern League champion Birmingham with 12 regular season victories and earned a promotion to the White Sox in September following the Southern League championship series named to the Southern League all-star team and honored as Birmingham's "pitcher-of-the-year" finished with a 12-9 record and 3.90 ERA in regular-season play the 12 wins ranked third best in the league two complete games and one shutout among his 26 starts received no-decision as game three starter in opening round of playoffs against Huntsville, working the first 5.1 innings of the Barons' 17-7 victory Barons scored just 16 runs in his nine losses made his major league debut as a starter versus Seattle September 19 at Comiskey Park pitched four innings and was not involved in the final decision in the Sox' 10-8 come-from-behind win allowed six earned runs and eight hits, including an Alvin Davis homer, in his debut.

Major League Highlights: See above.

Minor League Highlights: Began professional career in 1984 with the Sox' "Rookie" club at Sarasota of the Gulf Coast League a starting pitcher in all but six games of his professional career spent the entire 1985 season at "A" Niagara Falls of the New York-Penn League and posted a 7-6 record with a fine

3.02 ERA recorded five complete games in 14 starts with the short-season Niagara Falls club tied for the staff lead in wins at "A" Peninsula in 1986 with nine despite promotion to "AA" Birmingham in early August.

Miscellaneous/Personal: Graduated from Timpview High School in Provo, Utah in 1984 where he earned most valuable player honors in baseball, football and basketball in his only year at the school attended Prairie High School in Vancouver, Wash., for three years he and his wife now reside in Vancouver.

YEAR CLUB	W-L	PCT.	ERA	G	GSCG	SHO	SV	IP	H	R	ER	HR	HB	BB-I	SO	WP	BK
1984 Sarasota	1-4	.200	5.44	12	8	0	0	43.0	49	39	26	4	1	19-1	31	5	1
1985 Niagara Falls	7-6	.538	3.02	14	14	5	0	92.0	74	39	31	9	0	34-1	79	5	1
1986 Peninsula	9-8	.529	4.59	24	23	1	0	147.0	150	92	75	16	3	58-4	84	9	2
Birmingham	1-3	.250	4.18	6	5	2	0	32.0	34	16	15	8	0	16-1	21	0	0
1987 Birmingham	12-9	.571	3.90	26	26	2	1	170.2	165	79	74	12	7	73-1	124	6	0
WHITE SOX	0-0	.000	13.50	1	1	0	0	4.0	8	6	6	1	0	3-0	1	0	0
A.L. TOTALS	0-0	.000	13.50	1	1	0	0	4.0	8	6	6	1	0	3-0	1	0	0
M.L. TOTALS	0-0	.000	13.50	1	1	0	0	4.0	8	6	6	1	0	3-0	1	0	0

PITCHER'S STATISTICAL BREAKDOWN

CLUB	1987						CAREER					
	ERA	W-L	SV	IP	ER	SO	ERA	W-L	SV	IP	ER	SO
California	—	—	—	—	—	—	—	—	—	—	—	—
Kansas City	—	—	—	—	—	—	—	—	—	—	—	—
Minnesota	—	—	—	—	—	—	—	—	—	—	—	—
Oakland	—	—	—	—	—	—	—	—	—	—	—	—
Seattle	13.50	0-0	0	4.0	6	1	13.50	0-0	0	4.0	6	1
Texas	—	—	—	—	—	—	—	—	—	—	—	—
vs. West	13.50	0-0	0	4.0	6	1	13.50	0-0	0	4.0	6	1
Baltimore	—	—	—	—	—	—	—	—	—	—	—	—
Boston	—	—	—	—	—	—	—	—	—	—	—	—
Cleveland	—	—	—	—	—	—	—	—	—	—	—	—
Detroit	—	—	—	—	—	—	—	—	—	—	—	—
Milwaukee	—	—	—	—	—	—	—	—	—	—	—	—
New York	—	—	—	—	—	—	—	—	—	—	—	—
Toronto	—	—	—	—	—	—	—	—	—	—	—	—
vs. East	—	—	—	—	—	—	—	—	—	—	—	—
1987 totals/lifetime	13.50	0-0	0	4.0	6	1	13.50	0-0	0	4.0	6	1
Home	13.50	0-0	0	4.0	6	1	PETERSON'S CAREER GAME HIGHS Ks: 1 (9/19/87 vs. Sea.) LONGEST WIN STREAK: 0 Games					
Road	—	—	—	—	—	—						
1st Half	—	—	—	—	—	—						
2nd Half	13.50	0-0	0	4.0	6	1						
April	—	—	—	—	—	—						
May	—	—	—	—	—	—						
June	—	—	—	—	—	—						
July	—	—	—	—	—	—						
August	—	—	—	—	—	—						
Sept.-Oct.	13.50	0-0	0	4.0	6	1						

Gary Redus Outfielder/#21

Given name (pronunciation): Gary Eugene Redus (REE-dus). **Opening Day age:** 31. **Born:** November 1, 1956, Limestone County, Ala. **Bats/throws:** Right/right. **Height/weight:** 6-1/185. **Major league tenure:** Five years, 27 days. **Residence:** Decatur, Ala. **Contract status:** Signed through 1988. **Family:** Married Minnie Diggs; daughters Lakesha (November 22, 1978), Manesha (November 1, 1981), and Nakosha (September 26, 1984). **First pro contract:** Cincinnati Reds; selected in 15th round, June, 1978 free agent draft. **Major league debut:** September 7, 1982 with Cincinnati (vs. Los Angeles). **Sox acquisition:** Obtained from Philadelphia for pitcher Joe Cowley, March 26, 1987.



1987: Finished third in the American League with a career-high 52 stolen bases and tied Frank Isbell (1901) for sixth place on the Sox' single-season stolen base list only Seattle's Harold Reynolds (60) and Kansas City's Willie Wilson (59) pilfered more bases than Redus Reynolds played in 160 games, Wilson in 146, and Redus in just 130 nine games with two steals successful on eight of first nine steal attempts and 52 of 63 for the season made starts at all three outfield spots—90 in left, 17 in right, and 12 in center named the

(Gary Redus continued)

American League's player-of-the-week for the period of May 11-17 batted .462 (12-26) that week, hitting safely in six of seven games with one double, two triples, three home runs and six RBI also scored nine runs, stole four bases, and posted a slugging percentage of 1.000 the hot week included the third four-hit game of his career at New York May 12 also the club's first four-hit contest of 1987 notched five straight two-hit games July 24-31 (10-20, .500) longest hitting streak was a six-gamer April 18-25 tied career high with five RBI in one game October 3 versus Oakland finished fifth among all American League outfielders with 13 assists and registered four of them in one three-game series at Seattle June 15-17 enjoyed best success against New York (.326) and Oakland (.342).

Major League Highlights: Boasts 223 stolen bases in five full and one partial major league seasons has been caught stealing just 57 times career base-stealing success rate of 79.64 percent ranks fifth among active base stealers, trailing only Tim Lincecum (87.80), Vince Coleman (84.24), Willie Wilson (84.10), and Rickey Henderson (80.11) 223 career swipes rank 20th among active players. **1986:** Began his only season with the Phillies with a nine-game hitting streak, matching his career high placed on the 21-day disabled list April 28 and underwent arthroscopic surgery May 5 for the removal of bone chips in his right elbow sent to "AA" Reading for injury rehabilitation June 23 and played in six games reinstated from the DL July 1 two triples in one game August 2 versus Chicago and two homers in one game on two occasions—July 7 against Atlanta and August 14 versus the Pirates eight outfield assists in just 90 games nearly 44 percent of his hits went for extra bases (22 doubles, four triples, and 11 home runs) successful on 78 percent of his steal attempts (25 of 32). **1985:** Sixth in the National League with 48 stolen bases batted .353 as a pinch-hitter traded with pitcher Tom Hume by Cincinnati to Philadelphia following the season for pitcher John Denny and minor league pitcher Jeff Gray. **1984:** Batted a career-high .254 in his second full big league season stole 48 bases in just 59 attempts. **1983:** Enjoyed outstanding rookie season, leading all National League first-year players in stolen bases (39), triples (9), runs (90), and game-winning RBI clubbed 17 home runs and drove in 51 tallies, both career-high figures. **1982:** Earned late-season promotion to the big leagues and collected his first hit September 8 with a single off San Diego's Eric Show knocked first major league homer off Atlanta's Rick Mahler September 19.

Minor League Highlights: Broke into professional baseball with an eye-opening year at "Rookie" Billings of the Pioneer League in 1978 batted .462 with 117 hits, 100 runs, 17 homers, 62 RBI, and 42 stolen bases in just 68 games average was second highest recorded in professional baseball history (Walter Malmquist of York in the Nebraska State League batted .477 in 1913) earned Florida State League most valuable player honors in 1980 at "A" Tampa, batting .301 with 16 home runs and 50 stolen bases the homer and RBI totals were second best in the F.S.L. promoted to "AA" Waterbury for the entire 1981 season led "AAA" Indianapolis to the American Assoc. title in 1982 with a .333 batting average, 24 home runs, 93 RBI, and a loop-leading 54 stolen bases in 59 attempts selected to the American Assoc. and Topps' "AAA" all-star units after that season which led to his first appearance in the big leagues in Sept.

Miscellaneous/Personal: An Alabama native, Redus graduated from Tanner High School where he participated in baseball, football, basketball, and track attended Calhoun (Decatur, Ala.) J. C. and Athens (Ala.) State College and played baseball at both schools.

SOX SCRAPBOOK

White Sox pitcher Billy Wynne logged his first major league victory at Milwaukee's County Stadium on June 16, 1969 but didn't beat the Brewers or Braves in the process. In 1968 and '69, the Sox played a total of 20 "home games" in the Wisconsin city. Wynne's personal milestone came at the expense of the Seattle Pilots by an 8-3 tally. Ironically, the Pilots became a County Stadium tenant the next season when the team was transferred to Milwaukee in 1970.

YEAR CLUB	AVG	G	AB	R	H	TB	GW												
							2B	3B	HR	RBI	RBI	SH	SF	HB	BB	SO	SB	CS	E
1978 Billings	.462*	68	253	100*	117*	199	19	6	17	62	—	3	6	1	62	31	42*	6	28
1979 Nashville	.174	36	109	7	19	23	2	1	0	7	—	1	1	1	18	27	8	3	3
Greensboro	.278	83	309	79	86	153	17	1	16	52	—	1	2	1	58	61	41	8	21
1980 Tampa	.301	128	452	78	136	220	18	9	16	68	—	5	2	4	66	78	50	12	25
1981 Waterbury	.249	138	477	71	119	213	26	4	20	75	6	2	8	1	82	108	48	5	14
1982 Indianapolis	.333	122	439	112	146	265	29	9	24	93	8	2	9	4	51	93	54	5	7
CINCINNATI	.217	20	83	12	18	28	3	2	1	7	0	0	0	0	5	21	11	2	1
1983 CINCINNATI	.247	125	453	90	112	201	20	9	17	51	11	2	2	3	71	111	39	14	7
1984 CINCINNATI	.254	123	394	69	100	148	21	3	7	22	2	3	5	1	52	71	48	11	2
1985 CINCINNATI	.252	101	246	51	62	102	14	4	6	28	4	2	1	1	44	52	48	12	2
1986 + Reading	.250	6	24	4	6	7	1	0	0	0	0	0	0	0	2	6	1	1	1
PHILADELPHIA	.247	90	340	62	84	147	22	4	11	33	6	1	1	3	47	78	25	7	4
1987 WHITE SOX	.236	130	475	78	112	186	26	6	12	48	3	3	7	0	69	90	52	11	6
A.L. TOTALS	.236	130	475	78	112	186	26	6	12	48	3	3	7	0	69	90	52	11	6
N.L. TOTALS	.248	459	1516	284	376	626	80	22	42	141	23	8	10	8	219	333	171	46	21
M.L. TOTALS	.245	589	1991	362	488	812	106	28	54	189	26	11	17	8	288	423	223	57	27

Lead league @ Tied for league lead + Rehabilitation assignment Last HR: 9/26/87 @ Oak.

BATTER'S STATISTICAL BREAKDOWN

CLUB	1987						CAREER					
	AVG	G	AB	H	HR	RBI	AVG	G	AB	H	HR	RBI
California	.095	7	21	2	0	1	.095	7	21	2	0	1
Kansas City	.217	13	46	10	1	4	.217	13	46	10	1	4
Minnesota	.292	7	24	7	3	5	.292	7	24	7	3	5
Oakland	.342	9	38	13	1	9	.342	9	38	13	1	9
Seattle	.182	10	33	6	1	1	.182	10	33	6	1	1
Texas	.281	9	32	9	1	4	.281	9	32	9	1	4
vs. West	.242	55	194	47	7	24	.242	55	194	47	7	24
Baltimore	.171	10	35	6	1	2	.171	10	35	6	1	2
Boston	.240	8	25	6	0	2	.240	9	25	6	0	2
Cleveland	.188	12	48	9	1	3	.188	12	48	9	1	3
Detroit	.278	10	36	10	0	1	.278	10	36	10	0	1
Milwaukee	.205	11	44	9	0	5	.205	11	44	9	0	5
New York	.326	11	46	15	2	5	.326	11	46	15	2	5
Toronto	.213	12	47	10	1	6	.213	12	47	10	1	6
vs. East	.231	75	281	65	5	24	.231	75	281	65	5	24
1987 totals/lifetime	.236	130	475	112	12	48	.236	130	475	112	12	48
Home	.244	66	238	58	4	30						
Road	.228	64	237	54	8	18						
1st Half	.213	70	263	56	6	22						
2nd Half	.264	60	212	56	6	26						
April	.205	18	73	15	0	4						
May	.253	27	95	24	4	11						
June	.197	14	51	10	2	4						
July	.250	21	80	20	1	5						
August	.143	25	91	13	2	13						
Sept.-Oct.	.235	25	85	20	3	11						

*Includes totals vs. White Sox

**REDUX'
CAREER GAME HIGHS**
 HITS: 4 (three times, last 5/12/87 @ NY.)
 HRs: 2 (three times, last 8/14/86 vs. Pitt.)
 RBIs: 5 (twice, last 10/3/87 vs. Oak.)

Mark Salas Catcher/#27

Given name (pronunciation): Mark Bruce Salas (SAL-us).

Opening Day age: 27. **Born:** March 8, 1961, Montebello, Calif. **Bats/throws:** Left/right. **Height/weight:** 6-0/205.

Major league tenure: Three years, thirty-three days. **Residence:** Upland, Calif. **Contract status:** Signed through 1988. **Family:** Married Ricarda Madrid; son Mark Anthony (August 6, 1985) and daughter Ashley (August 11, 1987).

First pro contract: St. Louis Cardinals; selected in 17th round, June, 1979 free agent draft. **Major league debut:** June 19, 1984 with St. Louis (at Montreal). **Sox acquisition:**

Obtained with outfielder Dan Pasqua and pitcher Steve Rosenberg from the New York Yankees in exchange for pitchers Richard Dotson and Scott Nielsen, November 13, 1987.



1987: Split season between the Minnesota Twins and New York Yankees shipped to New York June 6 in exchange for pitcher Joe Niekro hit .378 in 22 games with the Twins with three home runs and nine RBI played in 50 games at New York and struggled at the plate, compiling a .200 batting average with three home runs and 12 RBI spent a short tour of duty at "AAA" Columbus (August 10-27) but finished the season with the Yankees half of his appearances at Minnesota (11 of 22) came in a pinch-hitting role enjoyed a two-homer game, the second of his career, May 29 at Detroit and drove in a single-game career-high five runs also homered in his final game with Minnesota at the Metrodome against Texas June 6 matched his career high

(Mark Salas continued)

with three hits in one game, including a home run, against his former teammates at Minnesota July 20.

Major League Highlights: The White Sox will be Salas' fourth major league club in his fourth season in the big leagues. **1986:** Season shortened due to a toe problem in mid-May bone spur removed from the right big toe May 24 disabled until June 17 played in 91 games but saw his average drop from .300 in 1985 to .233 in '86 notched first two-homer game September 11, connecting twice off Texas' Charlie Hough in the Metrodome appeared in a Minnesota team-high 69 games as a catcher led Twins' backstops with a 25.5 per cent success ratio (14-55) in tossing out would-be base stealers. **1985:** Enjoyed an outstanding rookie season with the Twins after being selected from the St. Louis Cardinals in the major league draft at the 1984 annual winter meeting hit .300 in 120 games named as the catcher on the Topps major league all-rookie team longest career hitting streak was an 11-gamer April 18-May 8. **1984:** Made his major league debut with St. Louis and doubled off Montreal's Steve Rogers in his first big league at bat June 19 in Olympic Stadium played in just 14 games and had two hits in 20 official at bats.

Minor League Highlights: Broke into pro ball at Johnson City in 1979 after being selected in the 17th round of that summer's June draft by the Cardinals played at Gastonia in 1980 and led all South Atlantic League catchers with a .990 fielding percentage moved to "A" St. Petersburg in 1981 and worked his way to "AAA" Louisville in 1982 spent entire 1983 season at "AA" Arkansas and was named to the Texas League all-star team with a .304 batting average, a career-high 20 home runs, and a career-best 82 RBI spent most of 1984 at "AAA" Louisville where he played for current Sox skipper Jim Fregosi.

Miscellaneous/Personal: A native of southern California, Salas graduated from Nogales High School in LaPuente a fine football player as a prep, he was named a high school all-America linebacker brother Bobby was a pitcher in the Oakland organization.

YEAR CLUB	AVG	G	AB	R	H	TB	2B	3B	HR	RBI	GW									
											RBI	SHS	HF	HB	BB	SO	SB	CS	E	
1979 Johnson City	.243	53	144	23	35	58	4	2	5	23	—	3	0	0	11	14	2	0	6	
1980 Gastonia	.251	98	267	42	67	108	8	3	9	46	—	3	5	5	23	22	3	0	5	
1981 St. Petersburg	.243	100	321	26	78	97	9	2	2	52	5	5	10	1	23	25	9	4	13	
1982 Louisville	.182	7	22	1	4	4	0	0	0	1	0	0	0	0	0	4	0	0	1	
Arkansas	.224	27	76	4	17	21	4	0	0	5	0	0	0	0	3	5	1	0	1	
Nashville	.255	43	137	19	35	60	7	0	6	20	0	4	1	2	11	15	0	0	7	
1983 Arkansas	.304	131	473	76	144	237	25	4	20	82	8	4	3	2	42	56	7	5	4	
1984 Louisville	.244	95	316	28	77	137	20	2	12	48	4	1	3	0	20	43	2	1	7	
ST. LOUIS	.100	14	20	1	2	3	1	0	0	1	0	1	0	0	0	3	0	0	0	
1985 MINNESOTA	.300	120	360	51	108	165	20	5	9	41	7	0	3	1	18	37	0	1	10	
1986 MINNESOTA	.233	91	258	28	60	99	7	4	8	33	2	5	3	1	18	32	3	1	8	
1987 MINNESOTA	.378	22	45	8	17	28	2	0	3	9	0	0	1	0	5	6	0	1	1	
NEW YORK (A.L.)	.200	50	115	13	23	36	4	0	3	12	1	1	1	3	10	17	0	0	0	
Columbus	.233	12	43	5	10	17	1	0	2	4	0	0	0	0	5	8	0	0	0	
A.L. TOTALS	.267	283	778	100	208	328	33	9	23	95	10	6	8	5	51	92	3	3	19	
N.L. TOTALS	.100	14	20	1	2	3	1	0	0	1	0	1	0	0	0	3	0	0	0	
M.L. TOTALS	.263	297	798	101	210	331	34	9	23	96	10	7	8	5	51	95	3	3	19	

Last HR: 7/20/87 @ Minn.

BATTER'S STATISTICAL BREAKDOWN

CLUB	1987						CAREER					
	AVG	G	AB	H	HR	RBI	AVG	G	AB	H	HR	RBI
California	.429	3	7	3	0	0	.204	21	54	11	2	10
Kansas City	.000	1	3	0	0	0	.205	15	44	9	1	4
Minnesota	.500	4	10	5	2	6	.500	4	10	5	2	6
Oakland	.000	4	2	0	0	1	.262	23	61	16	3	11
Seattle	.286	4	7	2	0	1	.294	24	68	20	1	7
Texas	.211	8	19	4	1	1	.292	26	72	21	3	8
vs. West	.271*	27*	59*	16*	3	10*	.266*	132*	368*	98*	13*	50*
Baltimore	.222	6	18	4	0	0	.231	26	78	18	0	4
Boston	.235	13	34	8	0	3	.271	26	70	19	0	7
Cleveland	.143	2	7	1	0	0	.340	17	50	17	2	6
Detroit	.467	8	15	7	2	6	.320	26	75	24	2	12
Milwaukee	.111	6	9	1	1	2	.268	16	41	11	3	7
New York	.143	2	7	1	0	0	.214	16	42	9	1	4
Toronto	.182	8	11	2	0	0	.222	24	54	12	2	5
vs. East	.238	45	101	24	3	11	.268	151	410	110	10	45
1987 totals/lifetime	.250	72*	160*	40*	6	21*	.267*	283*	778*	208*	23*	95*

Home	.235	41	81	19	3	10
Road	.266	31	79	21	3	11
1st Half	.257	43	105	27	5	16
2nd Half	.236	29	55	13	1	5
April	.364	7	11	4	0	1
May	.364	11	22	8	2	6
June	.241	19	58	14	2	6
July	.250	16	40	10	2	7
August	.143	7	14	2	0	0
Sept.-Oct.	.133	12	15	2	0	1

SALAS'
CAREER GAME HIGHS
 HITS: 3 (five times, last 7/20/87 @ Minn.)
 HRs: 2 (twice, last 5/29/87 @ Det.)
 RBI: 5 (5/29/87 @ Det.)

*Includes totals vs. White Sox

Ray Searage Pitcher/#36

Given name (pronunciation): Raymond Mark Searage (SEAR-udge). **Opening Day age:** 32, turns 33 May 1. **Born:** May 1, 1955, Freeport, N.Y. **Bats/throws:** Switch/left. **Height/weight:** 6-1/180, **Major league tenure:** Three years, seventy-five days. **Residence:** St. Petersburg, Fla. **Contract status:** Signed through 1988. **Family:** Married Vickie Allen; sons Raymond, Jr. (October 16, 1980) and Ryan (November 23, 1982). **First pro contract:** St. Louis Cardinals; selected in 22nd round, June, 1976 free agent draft. **Major league debut:** June 11, 1981 with the New York Mets (vs. Cincinnati). **Sox acquisition:** Obtained from Milwaukee Brewers for pitcher Al Jones and outfielder Tom Hartley, July 17, 1986.



1987: Spent all but two weeks of the 1987 season with the parent White Sox outrighted to "AAA" Hawaii June 30 but returned to the Sox during the All-Star Game break (July 15) led the Sox staff with 58 appearances and was the lone southpaw in the Sox bullpen for most of the season's second half finished with a 2-3 record and a pair of saves often faced just one or two left-handed hitters longest outing was a five-inning stint (two hits, one unearned run) in his second effort of the year April 11 versus Detroit at Comiskey Park that stands as the longest outing of his major league career extremely effective in the early part of the season, Searage did not allow an earned run in his first 10 appearances and his first 15 innings touched for just two earned tallies in 29 innings with the Sox in 1986 first earned runs allowed in '87 came on a two-out, two-strike, two-run, ninth-inning homer by Baltimore's Eddie Murray at Comiskey Park May 8 that cost the Sox a victory and gave Searage his first loss of the year did not surrender an earned run in his next six outings and dropped his ERA to 0.86 by May 26 touched for a pair of earned runs and the loss in Boston's come-from-behind, 10-9 success over the Sox May 31 at Comiskey Park that misfortune on the last day of May was followed by a poor June when his ERA jumped to 5.04 sent to Hawaii his ERA in June alone was 13.50 pitched well upon his return in mid-July, not surrendering a run in his first eight appearances (8.1 innings) lowered ERA from 5.04 when sent to Hawaii June 30 to 3.88 by September 12 finished season with a 4.20 ERA was 0-1 in three games, including one start, at Hawaii.

Major League Highlights: Has not completed a full season in the big leagues has spent parts of five of the last seven years with big league clubs. **1986:** Opened season with Milwaukee, optioned to "AAA" Vancouver after 17 relief outings with the Brewers, and dealt to the White Sox in July for a pair of minor leaguers (reliever Al Jones and outfielder Tom Hartley) joined the Sox July 23 and finished the season as the club's top lefty in the bullpen filled a gap created when southpaw Joel McKeon was stricken with hepatitis made 29 appearances with the Sox and sported an outstanding 0.62 ERA allowed just two earned runs in 29 innings allowed just one unearned run in his first 19 Sox outings over a period of 20.1 innings primarily used as a set-up man and often faced just one or two left-handed hitters in late-inning situations eight times he retired the only man he faced longest outing of Sox season was 3.1 innings versus Detroit August 1 in Chicago was 0-1 in 17 games with Milwaukee only save of year came against the White Sox April 9 at Comiskey Park. **1985:** Made 33 relief appearances with the Brewers, then a personal high was 1-4 with one save coming against the White Sox April 24

(Ray Searage continued)

at Comiskey Park averaged 8.5 strikeouts per nine innings pitched with 36 K's in 38 frames yielded only two homers and none in his final 24.2 innings the one win was registered June 7 against New York extended a scoreless innings streak to 30 early in the year, a skein which started in the latter portion of the '84 season. **1984:** Began the year at Vancouver but joined the Brewers August 2 did not allow a run in 12 September outings finished the year with 28 scoreless innings to tie a club mark held by Moose Haas 2-1 with six saves in 21 appearances. **1981:** Made major league debut with the Mets and earned his first big league victory and save in 26 outings.

Minor League Highlights: Originally a St. Louis draft choice, broke into pro ball in 1976 with the Cardinals' "Rookie" league affiliate at Sarasota, Fla. moved to "A" ball in 1977 and split his season between Johnson City and St. Petersburg posted eight wins, four saves, and a 2.78 ERA in 39 appearances at Gastonia in 1978 had a career-high 10 wins and a fine 2.22 ERA in 42 relief appearances in 1979 at "AA" Arkansas of the Texas League traded to the New York Mets organization December 10, 1979 for catcher Jody Davis started the '80 season at "AA" Jackson but made first "AAA" appearance at Tidewater and combined for 91 strikeouts in 100 innings at the two stops was 2-0 with a 2.33 ERA and three saves at Tidewater in 1981 before receiving first shot in the major leagues with the Mets swapped to Cleveland prior to the '82 season for shortstop Tom Veryzer spent the '82 campaign at Charleston, W. Va., Cleveland's "AAA" affiliate dealt to San Diego December 15, 1982 Indians reacquired Searage from San Diego March 28, 1983 and he spent another season at Charleston, making a career-high 20 starts and posting a 7-7 record signed with the Brewers as a minor league free agent following the '83 campaign 6-3 with one save in 33 outings at "AAA" Vancouver in '84, primarily used as a middle reliever compiled a 2-0 mark and eight saves in 23 bullpen appearances in '85 at Vancouver also 2-0 with a 1.44 ERA in 20 relief outings at Vancouver in '86 brief three-game stint at "AAA" Hawaii in 1987.

Miscellaneous/Personal: A 22nd-round selection by St. Louis in the June, 1976 free agent draft a native of Freeport, N. Y., Searage graduated from Deer Park (N.Y.) High in 1973 participated in baseball, basketball, and cross country as a prep attended West Liberty State College in West Virginia where he played baseball enjoys scuba diving and fishing and makes his winter home in St. Petersburg, Fla.

YEAR CLUB	W-L	PCT.	ERA	G	GSCG	SHO	SV	IP	H	R	ER	HR	HB	BB-I	SO	WP	BK	
1976 Sarasota	1-3	.250	4.22	11	5	0	0	4	24.0	24	17	15	1	0	22-1	31	2	0
1977 Johnson City	3-2	.600	4.83	8	5	2	0	1	41.0	38	23	22	5	0	21-0	27	2	0
St. Petersburg	0-0	—	2.84	13	0	0	0	2	19.0	11	7	6	1	2	12-0	12	3	0
1978 Gastonia	8-3	.727	2.78	39	6	0	0	4	110.0	86	40	34	3	3	68-2	86	7	0
1979 Arkansas	10-4	.714	2.22	42	0	0	0	3	89.0	73	27	22	4	4	46-2	63	4	0
1980 Jackson	4-5	.444	3.34	14	10	2	1	0	70.0	54	32	26	5	4	26-3	71	4	1
Tidewater	1-0	1.000	6.90	19	0	0	0	2	30.0	35	24	23	4	1	20-3	20	2	0
1981 Tidewater	2-0	1.000	2.33	18	0	0	0	3	27.0	29	10	7	0	0	13-1	23	1	0
NEW YORK (N.L.)	1-0	1.000	3.65	26	0	0	0	1	37.0	34	16	15	2	0	17-3	16	3	0
1982 Charleston	2-7	.222	4.89	38	9	0	0	3	114.0	112	73	62	9	2	87-4	87	14	1
1983 Charleston	7-7	.500	5.64	31	20	2	2	1	134.0	146	94	84	16	4	76-1	77	12	1
1984 Vancouver	6-3	.667	3.07	33	5	0	0	1	76.1	62	29	26	6	1	44-4	59	6	0
MILWAUKEE	2-1	.667	0.70	21	0	0	0	6	35.1	20	3	3	0	1	16-3	29	1	0
1985 MILWAUKEE	1-4	.200	5.92	33	0	0	0	1	38.0	54	27	25	2	0	24-4	36	0	0
Vancouver	2-0	1.000	2.42	23	0	0	0	8	26.0	22	10	7	5	2	12-2	31	0	0
1986 MILWAUKEE	0-1	.000	6.95	17	0	0	0	1	22.0	29	17	17	6	1	9-1	10	1	1
Vancouver	2-0	1.000	1.44	20	0	0	0	7	25.0	12	5	4	1	0	8-0	20	1	0
WHITE SOX	1-0	1.000	0.62	29	0	0	0	0	29.0	15	3	2	1	0	19-3	26	0	0
1987 WHITE SOX	2-3	.400	4.20	58	0	0	0	2	55.2	56	28	26	9	1	24-3	33	2	0
Hawaii	0-1	.000	3.68	3	1	0	0	1	7.1	6	5	3	1	0	3-0	5	0	0
A.L. TOTALS	6-9	.400	3.59	158	0	0	0	10	183.0	174	78	73	18	3	92-14	134	4	1
N.L. TOTALS	1-0	1.000	3.65	26	0	0	0	1	37.0	34	16	15	2	0	17-3	16	3	0
M.L. TOTALS	7-9	.438	3.60	184	0	0	0	11	220.0	208	94	88	20	3	109-17	150	7	1

PITCHER'S STATISTICAL BREAKDOWN

CLUB	1987						CAREER					
	ERA	W-L	SV	IP	ER	SO	ERA	W-L	SV	IP	ER	SO
California	21.60	0-0	0	1.2	4	2	5.79	0-0	0	9.1	6	8
Kansas City	3.38	0-0	0	2.2	1	2	0.84	0-0	0	10.2	1	—
Minnesota	1.80	0-0	0	5.0	1	4	1.32	0-1	0	13.2	2	—
Oakland	27.00	0-0	0	0.2	2	1	15.75	0-1	0	4.0	7	—
Seattle	12.60	0-0	0	5.0	7	2	8.53	1-1	0	12.2	12	—
Texas	2.45	0-0	0	3.2	1	2	4.91	0-2	1	14.2	8	—
vs. West	7.71	0-0	0	18.2	16	13	5.08*	1-5*	3*	78.0*	44*	—

Baltimore	1.86	0-1	1	9.2	2	8	0.98	0-1	2	18.1	2	—
Boston	8.31	1-1	0	4.1	4	0	3.78	0-0	2	16.2	7	—
Cleveland	—	0-0	0	0.0	0	0	2.45	0-0	0	11.0	3	—
Detroit	0.84	0-0	0	10.2	1	5	1.11	1-0	0	24.1	3	—
Milwaukee	1.50	0-0	1	6.0	1	6	1.35	0-0	1	6.2	1	12
New York	0.00	1-0	0	1.0	0	0	6.75	2-1	0	8.0	6	—
Toronto	3.38	0-1	0	5.1	2	1	3.15	1-1	1	20.0	7	—
vs. East	2.43	2-3	2	37.0	10	20	2.49	5-4	7	105.0	29	—
1987 totals/lifetime	4.20	2-3	2	55.2	26	33	3.59*	6-9*	10*	183.0*	73*	—
Home	3.74	1-2	0	33.2	14	20						
Road	4.91	1-1	2	22.0	12	13						
1st Half	5.04	1-2	1	30.1	17	18						
2nd Half	3.20	1-1	1	25.1	9	15						
April	0.00	0-0	0	10.0	0	3						
May	3.65	1-2	1	12.1	5	9						
June	13.50	0-0	0	8.0	12	6						
July	0.00	1-0	0	5.1	0	4						
August	3.21	0-1	1	14.0	5	7						
Sept.-Oct.	6.00	0-0	0	6.0	4	4						

SEARAGE'S
CAREER GAME HIGHS
Ks: 4 (last 8/30/86 vs. Tex.)
LONGEST WIN STREAK:
2 Games

Jose Segura Pitcher/#58

Given name (pronunciation): Jose Altagracia Segura (sub-GYUR-uh). **Opening Day age:** 25. **Born:** January 26, 1963, Fundacion, Dominican Republic. **Bats/throws:** Right/right. **Height/weight:** 5-11/180. **Major league tenure:** None. **Residence:** Fundacion, Dominican Republic. **Contract status:** Signed through 1988. **Family:** Married Maria; daughter Cinthia. **First pro contract:** Philadelphia Phillies; signed as a free agent June 22, 1981. **Major league debut:** None. **Sox acquisition:** Signed as a free agent, January 29, 1987.



1987: Spent the entire season at "AAA" Syracuse, Toronto's top farm club primarily a reliever, making 31 of his 43 appearances out of the bullpen the 12 starts occurred between May 26 and July 12 successful in four of five save situations and owned a 2-2 record in relief.

Major League Highlights: Segura has not appeared in the major leagues.

Minor League Highlights: Primarily a reliever in all but two of his seven professional seasons originally signed by Philadelphia, spent his first three seasons in the Phillies' chain made only three starts in 109 appearances during those three years notched his best numbers at "A" Bend of the Northwest League in 1982 when he logged a 4-4 record with three saves and a 1.72 ERA in 24 relief outings became a starter in 1984 when he moved to the Toronto organization posted an 11-10 record with two clubs in '84 fired a pair of two-hitters while at "A" Kinston of the Carolina League in '84 slipped to 4-13 at Kinston in 1985 and was 4-7 at "AA" Knoxville of the Southern League in 1986.

Miscellaneous/Personal: A native of the Dominican Republic, Segura attended Frederico Henriquez and Cuba Jai High School in Fundacion.

YEAR CLUB	W-L	PCT.	ERA	G	GSCG	SHO	SV	IP	H	R	ER	HR	HB	BB-I	SO	WP	BK	
1981 Helena	2-3	.400	4.37	25	0	0	0	4	35.0	42	26	17	1	0	15-0	27	1	0
1982 Spartanburg	2-2	.500	7.76	20	2	0	0	4	29.0	32	28	25	2	4	18-1	17	6	0
Bend	4-4	.500	1.72	24	0	0	0	3	36.2	27	16	7	1	0	28-1	43	9	1
1983 Spartanburg	1-6	.143	6.44	40	1	0	0	5	65.2	77	59	47	4	2	42-4	54	15	0
1984 Kinston	7-4	.636	3.98	16	14	2	1	0	97.1	88	48	43	7	1	35-1	55	7	0
Knoxville	4-6	.400	4.43	12	12	1	0	0	69.0	75	47	34	4	0	47-1	26	8	1
1985 Kinston	4-13	.235	4.16	34	15	1	1	1	110.1	109	62	51	9	7	69-4	73	7	1
1986 Knoxville	4-7	.364	4.22	24	17	1	0	2	106.2	109	72	50	7	6	72-1	55	11	1
1987 Syracuse	5-8	.385	6.56	43	12	0	0	4	107.0	136	90	78	13	1	59-2	54	14	1

SOX SCRAPBOOK

Sox lefty Wilbur Wood's knuckleball was unpredictable at best. On September 10, 1977, Wood tied an American League record by beating three consecutive California Angels to start a game.

Bobby Thigpen Pitcher/#37

Given name: Robert Thomas Thigpen. **Opening Day age:** 24, turns 25 July 17. **Born:** July 17, 1963, Tallahassee, Fla.. **Bats/throws:** Right/right. **Height/weight:** 6-3/195. **Major league tenure:** One year, 21 days. **Residence:** St. Petersburg, Fla. **Contract status:** Signed through 1988. **Family:** Married Keri Keesler. **First pro contract:** White Sox. **Major league debut:** August 6, 1986 with White Sox (at Boston). **Sox acquisition:** Selected fourth round, June, 1985 free agent draft.



1987: Assumed the "closer" role for the Sox in the second half of the season and led the staff with 16 saves while posting an ERA of 2.73 nine of 16 saves came in September/October and his strong finish was one of the keys to the club's late flourish the American League winner of the Rolands Relief Man Award for the month of September with a 4-1 record and seven saves his point total of 21 (two points for each win and save minus one point for each loss) represented the largest one month Rolands point total in the A.L. in '87 garnered his 16 saves in 22 opportunities and was successful in 15 of his last 19 chances three wins, one loss, and six saves in his last 10 outings tied for sixth in the league in saves despite not earning his second save until July 31 opened the season with the Sox as a set-up man for late-innings specialist Bob James owned a 2-2 record with one save and a 3.51 ERA when optioned to "AAA" Hawaii May 26 move was made so Thigpen could experiment as a starting pitcher at Hawaii compiled a 2-3 record and 6.15 ERA in nine starts at Hawaii fired a pair of complete games and one shutout returned to Sox during the All-Star Game break (July 15) took over role of "stopper" in late July when James was disabled with a sore right tricep and Jim Winn was sidelined with back spasms allowed just 15 of 49 inherited runners to score and just three of 20 after August 1.

Major League Highlights: Owns nine wins and 23 saves in just 71 major league appearances. **1986:** Promoted from "AA" Birmingham to the White Sox August 6 and made his major league debut that night at Boston allowed a pair of earned runs in his first 2.1 innings but did not allow another run in his next 15 outings and his next 28.1 innings the scoreless innings streak was the longest on the Sox staff for the season streak halted at California September 20 when he was touched for a pair of earned runs on four hits in just one inning of work recorded saves in seven consecutive opportunities after not being allowed to finish the game in his first save chance first missed save was the September 20 game at Anaheim that started a streak of four consecutive misses in save situations but he did get credit for the win in his last outing of the year at Minnesota October 2 first major league save came August 17 at Comiskey Park against Milwaukee his first two saves and three of his first four came for Steve Carlton during the lefty's brief stint with the Pale Hose Thigpen's first big league victory was September 12 against California in Chicago with three perfect innings of relief ERA dropped to 0.60 before his streak of scoreless innings ended September 20.

Minor League Highlights: Impressed in his first professional season in 1985, spending the majority of his year at "A" Niagara Falls owned a 2-3 record and a team-high nine saves in 28 appearances made just one start posted a fine 1.72 ERA, best on the club, and struck out 74 batters in just 52.1 innings of work moved to "A" Appleton to help bolster the Foxes' bullpen as they approached the Midwest League playoffs used exclusively as a starter at "AA" Birmingham in 1986, compiling an 8-11 record with a 4.68 ERA in 25 starts recorded 90 strikeouts in 159.2 innings experimented as a starter at "AAA" Hawaii for a short time in 1987 was 2-3 in nine starts with a 6.15 ERA.

Miscellaneous /Personal: The White Sox' fourth selection in the June, 1985 free agent draft played college baseball at Mississippi State where he was

primarily an outfielder in addition to spot pitching duty helped the Bulldogs reach the College World Series in 1985 played collegiately with San Francisco's Will Clark and the Cubs' Rafael Palmeiro.

YEAR CLUB	W-L	PCT.	ERA	G	SC	SHO	SV	IP	H	R	ER	HR	HB	BB-I	SO	WP	BK
1985 Niagara Falls	2-3	.400	1.72	28	1	0	0	9 52.1	30	12	10	1	1	19-2	74	2	0
Appleton	1-0	1.000	0.00	1	0	0	0	0 2.2	1	0	0	0	0	1-1	4	0	0
1986 Birmingham	8-11	.421	4.68	25	25	5	0	0 159.2	182	97	83	12	11	54-1	90	4	2
WHITE SOX	2-0	1.000	1.77	20	0	0	0	7 35.2	26	7	7	1	1	12-0	20	0	0
1987 WHITE SOX	7-5	.583	2.73	51	0	0	0	16 89.0	86	30	27	10	3	24-5	52	0	0
Hawaii	2-3	.400	6.15	9	9	2	1	0 52.2	72	38	36	5	1	14-1	12	0	1
A.L. TOTALS	9-5	.643	2.45	71	0	0	0	23 124.2	112	37	34	11	4	36-5	72	0	0
M.L. TOTALS	9-5	.643	2.45	71	0	0	0	23 124.2	112	37	34	11	4	36-5	72	0	0

PITCHER'S STATISTICAL BREAKDOWN

CLUB	1987						CAREER					
	ERA	W-L	SV	IP	ER	SO	ERA	W-L	SV	IP	ER	SO
California	3.60	0-1	3	5.0	2	3	4.00	1-1	3	9.0	4	5
Kansas City	1.38	1-0	2	13.0	2	7	1.15	1-0	3	15.2	2	11
Minnesota	4.15	0-0	2	4.1	2	2	5.14	1-0	2	7.0	4	2
Oakland	1.80	1-0	1	5.0	1	7	1.50	1-0	2	6.0	1	8
Seattle	1.50	2-0	2	6.0	1	5	1.64	2-0	3	11.0	2	7
Texas	2.25	0-0	1	4.0	1	1	0.96	0-0	3	9.1	1	4
vs. West	2.17	4-1	11	37.1	9	25	2.17	6-1	16	58.0	14	37
Baltimore	4.15	1-0	0	4.1	2	0	4.15	1-0	0	4.1	2	0
Boston	1.93	0-0	2	4.2	1	5	3.52	0-0	2	7.2	3	7
Cleveland	2.35	2-0	0	7.2	2	3	2.35	2-0	0	7.2	2	3
Detroit	6.43	0-2	0	7.0	5	4	4.82	0-2	0	9.1	5	5
Milwaukee	3.38	0-1	3	13.1	5	6	2.25	0-1	4	20.0	5	9
New York	1.59	0-1	0	5.2	1	5	1.59	0-1	0	5.2	1	5
Toronto	2.00	0-0	0	9.0	2	4	1.50	0-0	1	12.0	2	6
vs. East	3.14	3-4	5	51.2	18	27	2.70	3-4	7	66.2	20	35
1987 totals/lifetime	2.73	7-5	16	89.0	27	52	2.45	9-5	23	124.2	34	72
Home	2.78	4-2	10	55.0	17	38						
Road	2.65	3-3	6	34.0	10	14						
1st Half	3.51	2-2	1	33.1	13	12						
2nd Half	2.26	5-3	15	55.2	14	40						
April	3.79	0-1	1	19.0	8	6						
May	3.14	2-1	0	14.1	5	6						
June	—	—	—	—	—	—						
July	3.86	1-0	1	9.0	4	7						
August	1.89	0-2	5	19.0	4	15						
Sept.-Oct.	1.95	4-1	9	27.2	6	18						

**THIGPEN'S
CAREER GAME HIGHS**
Ks: 4 (10/4/87 vs. Oak.)
LONGEST WIN STREAK:
3 Games

Greg Walker First Baseman/#29

Given name: Gregory Lee Walker. **Opening Day age:** 28, turns 29 October 6. **Born:** October 6, 1959, Douglas, Ga. **Bats/throws:** Left/right. **Height/weight:** 6-3/210. **Major league tenure:** Five years, 19 days. **Residence:** Douglas, Ga. **Contract status:** Signed through 1988. **Family:** Married Carmen Kirkland; daughters Kaycee (October 17, 1979) and Leigh Ann (January 16, 1984). **First pro contract:** Philadelphia Phillies; selected 20th round, June, 1977, free agent draft. **Major league debut:** September 16, 1982 with the White Sox (vs. Oakland). **Sox acquisition:** Selected from Philadelphia organization in minor league draft December 4, 1979.



1987: Despite a slow start (.100 batting average in April), Walker led the Sox with career-high totals in home runs (27) and RBI (94) strong months of August (.286) and September/October (.294) raised his final average to a season-best .256 concluded season with a six-game hitting streak (9-22, .409) and logged hits in 17 of his last 20 games (27-79, .342) avoided the major injuries that plagued him in 1986 played in 157 games with 150 starts at first base started the season with hits in his first three games, then suffered an 0-25 slump that did not end until April 17 at Detroit just 7-70 (.100) in April and did not register his first two-hit game until May 1 at Baltimore two home runs and seven RBI in April a four-game hitting streak May 1-4 (6-13, .462) pointed Walker in the right direction strung together a nine-game hitting streak in mid-May and finished the month with a five-game skein to give him a .313 batting mark for May and raise his overall average to .223 first and only

(Greg Walker continued)

four-hit game of season came June 19 at Minnesota to match career single-game high for the third time two home runs at Texas June 1, the fifth two-homer game of his career hit 13 of 27 home runs off left-handed pitching, his best career power effort against southpaws knocked seven homers against Texas with 21 RBI clubbed the team's only grand slam home run at Texas June 2, his second career bases-loaded clout hit homers in back-to-back games four times and stretched it to three straight games once (May 16, 17, and 19) also homered in the exhibition with the Cubs May 18 at Comiskey Park to give him an unofficial streak of four straight games with homers was named most valuable player in the 10-6 win over the Cubs, the Sox' third straight win in the exhibition series belted game-winning homer in 10th inning against Oakland July 1 at Comiskey Park .

Major League Highlights: Belted 100th career home run September 23, 1987 at California has spent his entire major league career with the White Sox, breaking in during the latter part of the 1982 campaign. **1986:** Season cut in half by two injuries to his right hand and wrist suffered hairline fracture of the wrist in season's seventh game versus Detroit April 14 in Chicago slipped on wet grass while fielding a bunt and landed on the wrist had hit homers in his first two at bats the night he was injured placed on the disabled list and did not return until May 14 season ended in early August when he broke hamate bone in his right hand the injury required late-season surgery managed to play 78 games around the injuries and hit 13 homers with 51 RBI hit safely in his first four games of the year, seven of his first nine, and 18 of his first 24 longest hitting streak was an eight-gamer from July 24 through August 1 recorded the second four-hit game of career May 23 at Kansas City two homers April 14 marked fourth career two-home run game one-for-three as a pinch-hitter but that one guest hit was a two-run homer at Toronto June 1 blasted first career grand slam June 23 at Comiskey Park off Minnesota's Bert Blyleven seven of 13 homers came with at least one runner on base the injury in April snapped his consecutive game streak at 178, dating back to the 1984 season never went more than three games without a base hit. **1985:** The only Sox player to appear in all 163 games (equalling club record established by Don Buford in 1966) 163 games led A.L. 24 homers and 92 RBI were then career highs season-high 11-game hitting streak (16-46, .348) September 22-October 2 shared club lead in GWRBI with Harold Baines and Carlton Fisk at 13 10 of his 13 GWRBI by July 8 and led the A.L. in that category for much of the season's first half recorded a game-winning single and a deciding homer on back-to-back nights in May versus Cleveland and Baltimore after intentional walks were issued to Baines directly in front of him belted dramatic, two-run, two-out homer in the bottom of the ninth inning to keep Sox alive in a 12-inning, come-from-behind victory over Oakland June 19 while the Sox held first place in the A.L. West started 152 games, all but five at first base the other five came as designated hitter committed only eight errors and ranked among the best A.L. first basemen in fielding percentage with a .994 mark tied Kansas City's George Brett with 38 doubles, fifth in A.L. 66 extra-base hits tied the Royals' Steve Balboni for league's seventh spot. **1984:** Blossomed into the everyday White Sox first baseman enjoyed an outstanding sophomore season, hitting .294 with 24 home runs and 75 RBI 24 homers were tops by a Pale Hose first baseman since Dick Allen clubbed 32 in 1974 hit .308 during the second half closed with a surge, batting .381 (37-97) in September with six homers and 20 RBI to earn American League player-of-the-month honors September was his fourth month of .300 or better hitting hit .300 in April, .301 in June, and .315 in August finished second on the club in batting average and RBI third in home runs second only to Harold Baines in multiple-hit games with 36 owned the club's second longest hitting streak at 14 games also won A.L. player-of-the-week honor for his play of September 3-9 when he hit .520 with five homers and 11 RBI, including a pair of three-hit games three homers in a two-game span at Milwaukee August 4 and 6 surprised with his fielding improvement, committing only four errors in 846 total chances and sporting a .995 fielding percentage. **1983:** Appeared in two ALCS games against Baltimore, pinch-hitting in game two and starting at first base in game four collected one hit and one walk in four plate

appearances in the fourth game after his second consecutive outstanding spring, Walker won the Opening Day starting assignment at first base committed two errors on Opening Day at Texas, prompting manager Tony La Russa to be more gradual in introducing Walker to everyday play used primarily as a pinch hitter and led the American League with 15 pinch RBI made 42 pinch appearances, second only to Jerry Hairston, and hit a club-high .371, including two home runs employed as designated hitter 21 times, batting .311 in that role (23-74) with three homers and six RBI. **1982:** Injuries to White Sox first basemen Tom Paciorek and Mike Squires prompted an unexpected call for Walker September 15 Walker had finished his season at Edmonton and had been home in Georgia for nearly two-and-one-half weeks made his major league debut September 16 at Comiskey Park with a pinch single in his first big league at bat batted in eight games the final two weeks of the season and hit safely in six, including his last five appeared in 11 games altogether, hitting .412 with two home runs and seven RBI first major league home run came at Comiskey Park September 27 off Seattle's Bob Stoddard.

Minor League Highlights: Spent only 35 games at the "AAA" level, all in 1982 grand plan had him penciled in as the regular first sacker for Sox' "AAA" affiliate at Edmonton, but a broken right wrist knocked him out of action for three months (April 22-July 23) still hit .350 with three homers and 12 RBI suffered the wrist injury on a tag play at first base the everyday first baseman for the White Sox' most successful 1981 farm club, the Glens Falls (N.Y.) White Sox, winner of both halves of the North Division of the "AA" Eastern League Walker finished third in the loop in hitting (.321) while leading the circuit in runs (117), hits (163) and doubles (33) also hit 22 homers led the "A" Midwest League in RBI with 98 while at Appleton in 1980 spent first three pro years in the Phillies' farm system.

Miscellaneous/Personal: Originally signed by the Philadelphia Phillies' organization left unprotected in the annual minor league draft in December of 1979 standout baseball and football player at Coffee High School in his native Douglas, Ga., where he still makes his permanent home White Sox nominee for 1986 Roberto Clemente Award for humanitarian work.

YEAR CLUB	AVG	G	AB	R	H	TB	GW												
							2B	3B	HR	RBI	RBI	SH	SF	BB	BB	SO	SB	CS	E
1977 Auburn	.255	33	98	12	25	36	1	2	2	8	—	0	0	0	16	20	1	1	0
1978 Spartanburg	.208	100	341	51	71	124	16	2	11	47	—	1	3	9	48	84	1	2	12
1979 Peninsula	.280	122	446	59	125	190	27	4	10	61	—	7	2	4	40	92	6	3	19
1980 Appleton	.280	135	464	88	130	219	20	3	21	98*	—	0	8	11	88	76	11	2	10
1981 Glens Falls	.321	135	508	117*	163*	266*	33*	2	22	86	9	2	3	9	72	85	1	2	11
1982 Edmonton	.350	35	117	18	41	58	8	0	3	12	3	0	0	0	25	14	0	1	9
WHITE SOX	.412	11	17	3	7	17	2	1	2	7	1	0	0	0	2	3	0	0	0
1983 WHITE SOX	.270	118	307	32	83	135	16	3	10	55	9	0	3	2	28	57	2	1	7
1984 WHITE SOX	.294	136	442	62	130	235	29	2	24	75	5	0	3	2	35	66	8	5	4
1985 WHITE SOX	.258	163	601	77	155	273	38	4	24	92	13	0	3	2	44	100	5	2	8
1986 WHITE SOX	.277	78	282	37	78	139	10	6	13	51	5	0	3	2	29	44	1	2	5
1987 WHITE SOX	.256	157	566	85	145	263	33	2	27	94	8	1	5	5	75	112	2	1	9
A.L. TOTALS	.270	663	2215	286	598	1062	128	18	100	374	41	1	17	13	213	382	18	11	33
M.L. TOTALS	.270	663	2215	286	598	1062	128	18	100	374	41	1	17	13	213	382	18	11	33

*Led league Last HR: 9/23/87 @ Calif.

Last grand slam: 6/2/87 @ Tex. (Career: 2)

ALCS RECORD

YEAR	CLUB	AVG	G	AB	R	H	2B	3B	HR	RBI
1983	SOX vs. BLT.	.333	2	3	0	1	0	0	0	0

BATTER'S STATISTICAL BREAKDOWN

CLUB	1987						CAREER					
	AVG	G	AB	H	HR	RBI	AVG	G	AB	H	HR	RBI
California	.375	12	40	15	4	9	.282	52	177	50	11	33
Kansas City	.255	13	47	12	1	5	.333	51	153	51	4	20
Minnesota	.327	13	49	16	1	8	.299	62	211	63	11	51
Oakland	.245	13	49	12	2	9	.314	57	194	61	17	47
Seattle	.163	12	43	7	1	4	.278	58	176	49	5	30
Texas	.400	13	45	18	7	21	.287	51	185	48	14	43
vs. West	.293	76	273	80	16	56	.294	331	1096	322	62	224

(Greg Walker continued)

Baltimore	.306	11	36	11	3	.3	.286	49	154	44	5	16
Boston	.286	12	49	14	2	10	.282	42	156	44	4	25
Cleveland	.238	11	42	10	2	8	.228	48	167	38	6	28
Detroit	.154	11	39	6	1	2	.251	48	159	40	8	20
Milwaukee	.227	12	44	10	2	9	.256	46	156	40	6	24
New York	.175	12	40	7	0	2	.224	47	156	35	6	24
Toronto	.163	12	43	7	1	4	.205	52	171	35	3	13
vs. East	.221	81	293	65	11	38	.247	332	1119	276	38	150
1987 totals/lifetime	.256	157	566	145	27	94	.270	663	2215	598	100	374
Home	.249	79	273	68	12	50						
Road	.263	78	293	77	15	44						
1st Half	.241	81	299	72	17	50						
2nd Half	.273	76	267	73	10	44						
April	.100	18	70	7	2	9						
May	.313	26	96	30	6	18						
June	.258	26	89	23	7	16						
July	.244	25	90	22	4	12						
August	.286	30	98	28	4	15						
Sept.-Oct.	.294	32	119	35	4	24						

*Includes totals vs. White Sox

**WALKER'S
CAREER GAME HIGHS**
 HITS: 4 (three times, last 6/19/87 @ Minn.)
 HRs: 2 (five times, last 6/1/87 @ Tex.)
 RBI: 6 (9/4/84 vs. Oak.)

Kenny Williams Infielder/#7

Given name: Kenneth Royal Williams. **Opening Day age:** 23, turns 24 April 6. **Born:** April 6, 1964, Berkeley, Calif. **Bats/throws:** Right/right. **Height/weight:** 6-1/184. **Major league tenure:** One year, two days. **Residence:** San Jose, Calif. **Contract status:** Signed through 1988. **Family:** Married Ayiko Broyard; son Kenneth, Jr. (May 22, 1986). **First pro contract:** White Sox. **Major league debut:** Sept. 2, 1986 with White Sox (at Kansas City). **Sox acquisition:** Selected third round, June, 1982 free agent draft.



1987: Opened the season at "AAA" Hawaii but made jump to the Sox May 18 when outfielder Ivan Calderon was placed on the disabled list assumed the role of regular center fielder the rest of the season kept his average around the .280 mark for most of the season finished at .281 with 11 home runs and 50 RBI notched first career game-winning RBI with a 10th-inning double at Boston May 24 in his third start of the season recorded only Sox hit in loss at Oakland June 9, spoiling Curt Young's no-hitter with an eighth-inning home run longest hitting streak of the year was an eight-gamer September 14-21 (11-30, .367) also enjoyed three six-game skeins strung together 10 straight Comiskey Park hits in three separate games over two different home-stands (August 11 and 12 versus Detroit and August 18 versus Boston) four hits August 18 against Boston represent a career high 21 steals (31 attempts) were third-best on the squad.

Major League Highlights: Honored during recent off-season by Chicago chapter of Baseball Writers Association of America with the Bill Veeck Award as the Chicago newcomer-of-the-year. **1986:** Spent time at both "AAA" Buffalo and "AA" Birmingham before making jump to the major leagues with the Sox when the rosters expanded in September batted .129 in 15 games and 31 at bats with the Sox recorded first big league hit in his debut off Danny Jackson at Kansas City September 2 next hit was his first home run in the opener of a twin bill September 27 off Minnesota's Neal Heaton at Comiskey Park.

Minor League Highlights: Opened 1987 campaign at "AAA" Hawaii but stayed just 35 games prior to promotion to Sox split his '86 minor league season between "AAA" Buffalo and "AA" Birmingham hit just .212 in 50 games at Buffalo fared much better at Birmingham, hitting at a .331 clip in 68 games with six homers and 40 RBI led Birmingham with 26 stolen bases in 35 tries spent the entire '85 campaign at "AA" Glens Falls of the Eastern League, his first full season at that level batted .250 with 16 homers (second best on club) and 66 RBI (third high on team) stole 27 bases in 41 attempts started the '84 season at "A" Appleton but made early jump to Glens Falls in 38 games at Appleton, hit .286 with five homers and 26 RBI sported a .246 average in 97 contests at Glens Falls with eight home runs, 47 RBI, and

16 steals helped Appleton win the Midwest League title in 1983 with 12 home runs, 53 RBI, and 27 stolen bases broke into professional baseball following the June, 1982 draft and batted .298 in 31 games at Sarasota in the Gulf Coast ("Rookie") League.

Miscellaneous/Personal: A top football prospect at Stanford University, Williams originally intended to play baseball for the White Sox organization only in the summers until his four years of football eligibility were completed however, after his freshman football season, he decided to devote full attention to baseball as a frosh, Williams was a kick returner and second-team wide receiver for the John Elway-quarterbacked Cardinal didn't catch any passes but returned 25 kickoffs for 568 yards, an average of 22.7 yards per return returned three kickoffs for 109 yards against Southern Cal, including a 69-yarder made one pass interception in a brief stint on defense one of the most highly recruited two-sport athletes in the nation as a high school senior.

YEAR CLUB	AVG	G	AB	R	H	TB	2B	3B	HR	RBI	GW										
											RBI	SH	SF	HB	BB	SO	SB	CS	E		
1982 Sarasota	.298	31	104	19	31	38	2	1	1	11	0	1	2	1	10	27	9	4	0		
1983 Appleton	.231	124	415	60	96	154	18	2	12	53	8	0	0	0	26	148	27	8	10		
1984 Appleton	.286	38	147	23	42	72	11	2	5	26	4	1	2	2	15	48	13	5	2		
Glens Falls	.246	97	309	35	76	117	7	5	8	47	7	1	4	4	21	70	16	7	5		
1985 Glens Falls	.250	133	520	87	130	206	16	6	16	66	10	7	5	6	47	83	27	14	14		
1986 Buffalo	.212	50	189	21	40	60	4	2	4	15	2	1	0	5	6	53	5	5	1		
Birmingham	.331	68	272	41	90	134	16	5	6	40	6	1	0	5	18	48	26	9	7		
WHITE SOX	.129	15	31	2	4	7	0	0	1	1	0	0	0	1	1	11	1	1	0		
1987 Hawaii	.269	35	134	19	36	57	4	4	3	14	2	1	2	0	9	27	5	3	2		
WHITE SOX	.281	116	391	48	110	165	18	2	11	50	4	3	1	9	10	83	21	10	6		
A.L. TOTALS	.270	131	422	50	114	172	18	2	12	51	4	3	1	10	11	94	22	11	6		
M.L. TOTALS	.270	131	422	50	114	172	18	2	12	51	4	3	1	10	11	94	22	11	6		

Last HR: 9/23/87 @ Calif.

BATTER'S STATISTICAL BREAKDOWN
1987

CLUB	1987						CAREER					
	AVG	G	AB	H	HR	RBI	AVG	G	AB	H	HR	RBI
California	.158	12	38	6	2	3	.146	16	41	6	2	3
Kansas City	.267	9	30	8	1	3	.237	11	38	9	1	3
Minnesota	.311	13	45	14	0	3	.298	18	57	17	1	4
Oakland	.300	13	50	15	1	6	.278	15	54	15	1	6
Seattle	.360	8	25	9	1	7	.310	10	29	9	1	7
Texas	.333	9	33	11	2	6	.333	9	33	11	2	6
vs. West	.285	64	221	63	7	28	.266	79	252	67	8	29
Baltimore	.167	5	18	3	1	3	.167	5	18	3	1	3
Boston	.313	12	32	10	0	3	.313	12	32	10	0	3
Cleveland	.318	6	22	7	1	5	.318	6	22	7	1	5
Detroit	.400	6	20	8	0	3	.400	6	20	8	0	3
Milwaukee	.303	9	33	10	1	5	.303	9	33	10	1	5
New York	.136	7	22	3	0	2	.136	7	22	3	0	2
Toronto	.261	7	23	6	1	1	.261	7	23	6	1	1
vs. East	.276	52	170	47	4	22	.276	52	170	47	4	22
1987 totals/lifetime	.281	116	391	110	11	50	.270	131	422	114	12	51
Home	.326	55	193	63	4	27						
Road	.237	61	198	47	7	23						
1st Half	.281	47	153	43	4	22						
2nd Half	.281	69	238	67	7	28						
April	—	—	—	—	—	—						
May	.281	11	32	9	1	3						
June	.321	24	78	25	2	12						
July	.217	24	83	18	2	12						
August	.340	28	94	32	3	14						
Sept.-Oct.	.250	29	104	26	3	9						

WILLIAMS' CAREER GAME HIGHS
 HITS: 4 (8/18/87 vs. Bos.)
 HRs: 1 (last, 9/23/87 @ Calif.)
 RBI: 4 (7/5/87 @ Clev.)

Jim Winn
Pitcher/#41

Given name: James Francis Winn. **Opening Day age:** 28, turns 29 September 23. **Born:** September 23, 1959, Stockton, Calif. **Bats/throws:** Right/right. **Height/weight:** 6-3/218. **Major league tenure:** Three years, 101 days. **Residence:** Springfield, Mo. **Contract status:** Signed through 1988. **Family:** Single. **First pro contract:** Pittsburgh Pirates; selected in first round, June, 1981, free agent draft. **Major league debut:** April 10, 1983 with Pittsburgh (at Houston). **Sox acquisition:** From Pittsburgh in exchange for player to be named later (outfielder John Cangelosi), March 27, 1987.



(Jim Winn continued)

1987: Second on Sox pitching staff with 56 appearances and third among relievers with six saves career highs in both categories in his second full big league season two saves each against Cleveland and New York and earned two of his four wins versus Boston suffered three of his six losses at Minnesota, two coming on ninth-inning leadoff home runs by Twins' catcher Tim Laudner (June 19 and September 9) first American League save came in Sox' 7-1 win over Milwaukee April 21 at Comiskey Park that ended the Brewers' major league record-tying streak of 13 victories to start the season rough A.L. debut for Winn as he was touched for five earned runs and nine hits in his first two appearances over a stretch of 4.1 innings settled down after that inauspicious start, allowing just three earned runs on 11 hits in 14.1 innings in his next nine outings touched for four earned runs in one inning by Texas May 16 at Chicago but then reeled off a stretch of eight outings where he allowed just three earned runs in 14.2 innings also posted a 2-0 record in that eight-game period suffered three of six 1987 losses in consecutive appearances June 16 at Seattle and June 19 and 21 at Minnesota assumed role of "closer" right after the All-Star Game break when short man Bob James was sidelined with an arm problem reeled off four saves in five outings from July 18 through July 25, two each over Cleveland and New York, all at Comiskey Park back spasms then felled Winn and he did not pitch again until August 7 no more saves the rest of the season and just five opportunities as Bobby Thigpen emerged as the Sox' short man after a poor August (11.68 ERA), Winn pitched well in September/October with a 2.57 ERA in 14 innings pitched.

Major League Highlights: Twenty-one of 28 career decisions and five of 10 career saves have come on the road. **1986:** Appeared in 50 games (three starts) in his first full season in the majors was 3-3 with a 3.08 ERA and three saves in 47 relief outings (25 earned runs, 73 innings pitched) fanned 70 in 88 innings for an average of 7.2 strikeouts per nine innings pitched twice struck out five in one game, a career high (June 16 vs. St. Louis and August 15 at Philadelphia). **1985:** Earned promotion to Pittsburgh from "AAA" Hawaii May 21 and remained with Bucs for the rest of the campaign made first major league start May 24 at Atlanta and defeated Braves, 4-2 (seven innings, three hits, two earned runs, two walks, two strikeouts) that is the longest outing of Winn's career first five appearances after recall were starts but 23 of final 25 outings came in relief 2-2 with a 4.08 ERA in seven starts and 1-4 with a 6.50 ERA in 23 bullpen outings pitched 5.1 shutout innings in his longest career relief outing October 6 at Philadelphia string of 49 innings without allowing a home run between June 4 and September 29 lost a career-long four straight decisions from June 21 through August 12. **1984:** Began season with Hawaii but was recalled by the Pirates July 13 registered first major league victory July 22 in relief in the second game of a twin bill versus San Diego first big league save came September 19 at Chicago with four scoreless innings. **1983:** Made Pirates' Opening Day roster after an impressive showing as a non-roster invitee in spring training converted from a starter to reliever during spring camp had been a starter throughout his pro career to that point big league debut came April 10 at Houston with two scoreless innings optioned to Hawaii May 26 and spent rest of the season there it was his first action at the "AAA" level.

Minor League Highlights: Began pro career at "Rookie" Bradenton after being the 14th player selected in the June, 1981 free agent draft started just one game for Bradenton and was quickly promoted to "AA" Buffalo of the Eastern League where he was 2-5 in 12 starts split the 1982 season between Buffalo and "A" Alexandria of the Carolina League before making the Pirates' staff to start the '83 season just nine starts in '82 due to elbow and lower back problems was 6-1 in 21 relief appearances at Hawaii in '84 before moving up to the Pirates owned a 5-2 mark in seven starts at Hawaii in '85 before earning his promotion to the Bucs.

Miscellaneous/Personal: A standout at John Brown University in Siloam Springs, Arkansas, compiling a three-year record of 27-9 was 10-2 in 1981 when he led John Brown to the NAIA World Series spent much of his youth

in southern California before his family moved to Missouri still makes his home in Missouri (Springfield) has played winter ball in Venezuela, the Dominican Republic and Puerto Rico during his pro career but did not play this past winter came to the Sox in a late spring training deal in March, 1987 in exchange for a player to be named later (outfielder John Cangelosi).

YEAR CLUB	W-L	PCT.	ERA	G	GSC	SHO	SV	IP	H	R	ER	HR	HB	BB-I	SO	WP	BK	
1981 Bradenton	0-0	.000	0.00	1	1	0	0	4.0	1	0	0	0	0	0-0	6	0	0	
Buffalo	2-5	.286	4.57	12	12	0	0	65.0	60	40	33	4	2	23-1	44	9	1	
1982 Buffalo	0-2	.000	5.40	3	2	0	0	6.2	6	7	4	2	0	5-0	7	0	0	
Alexandria	1-2	.333	3.78	7	7	0	0	28.0	31	17	12	2	2	11-0	20	4	0	
1983 PITTSBURGH	0-0	.000	7.36	7	0	0	0	11.0	12	9	9	2	0	6-0	3	1	0	
Hawaii	0-1	.000	3.96	31	1	0	0	3	38.2	49	23	17	1	3	22-1	22	5	0
1984 Hawaii	6-1	.857	3.43	21	0	0	0	44.2	44	19	17	1	0	28-4	28	5	2	
PITTSBURGH	1-0	1.000	3.86	9	0	0	0	1	18.2	19	8	8	2	0	9-1	11	2	1
1985 Hawaii	5-2	.714	3.38	7	7	0	0	42.2	31	19	16	1	0	20-0	33	4	1	
PITTSBURGH	3-6	.333	5.23	30	7	0	0	75.2	77	45	44	4	2	31-2	22	5	2	
1986 PITTSBURGH	3-5	.375	3.58	50	3	0	0	3	88.0	85	44	35	9	2	38-7	70	9	1
1987 WHITE SOX	4-6	.400	4.79	56	0	0	0	6	94.0	95	54	50	10	6	62-5	44	4	0
A.L. TOTALS	4-6	.400	4.79	56	0	0	0	6	94.0	95	54	50	10	6	62-5	44	4	0
N.L. TOTALS	7-11	.389	4.47	96	10	0	0	4	193.1	193	106	96	17	4	84-10	106	17	4
M.L. TOTALS	11-17	.393	4.57	152	10	0	0	10	287.1	288	160	146	27	10	146-15	150	21	4

PITCHER'S STATISTICAL BREAKDOWN

CLUB	1987						CAREER					
	ERA	W-L	SV	IP	ER	SO	ERA	W-L	SV	IP	ER	SO
California	2.25	0-0	0	4.0	1	2	2.25	0-0	0	4.0	1	2
Kansas City	10.80	0-0	0	6.2	8	4	10.80	0-0	0	6.2	8	4
Minnesota	3.60	0-3	0	10.0	4	3	3.60	0-3	0	10.0	4	3
Oakland	9.00	1-0	0	2.0	2	1	9.00	1-0	0	2.0	2	1
Seattle	3.14	0-1	0	14.1	5	4	3.14	0-1	0	14.1	5	4
Texas	9.00	0-1	0	6.0	6	2	9.00	0-1	0	6.0	6	2
vs. West	5.44	1-5	0	43.0	26	16	5.44	1-5	0	43.0	26	16
Baltimore	5.00	0-1	1	9.0	5	2	5.00	0-1	1	9.0	5	2
Boston	2.38	2-0	0	11.1	3	9	2.38	2-0	0	11.1	3	9
Cleveland	2.25	1-0	2	8.0	2	2	2.25	1-0	2	8.0	2	2
Detroit	9.82	0-0	0	3.2	4	3	9.82	0-0	0	3.2	4	3
Milwaukee	7.71	0-0	1	9.1	8	5	7.71	0-0	1	9.1	8	5
New York	2.57	0-0	2	7.0	2	5	2.57	0-0	2	7.0	2	5
Toronto	0.00	0-0	0	2.2	0	2	0.00	0-0	0	2.2	0	2
vs. East	4.24	3-1	6	51.0	24	28	4.24	3-1	6	51.0	24	28
1987 totals/lifetime	4.79	4-6	6	94.0	50	44	4.79	4-6	6	94.0	50	44
Home	5.63	2-1	5	46.1	29	28						
Road	3.97	2-5	1	47.2	21	16						
1st Half	3.92	4-5	2	62.0	27	27						
2nd Half	6.47	0-1	4	32.0	23	17						
April	4.63	0-0	1	11.2	6	9						
May	4.19	2-1	1	19.1	9	7						
June	3.79	0-3	0	19.0	8	7						
July	3.57	2-1	4	17.2	7	8						
August	11.68	0-0	0	12.1	16	9						
Sept.-Oct.	2.57	0-1	0	14.0	4	4						

WINN'S
CAREER GAME HIGHS
Ks: 5 (twice, last 8/15/86 @ Phila.)
LONGEST WIN STREAK:
2 Games

Ed Wojna Pitcher/#50



Given name (pronunciation): Edward David Wojna (WOE-j-na). **Opening Day age:** 27, turns 28 August 20. **Born:** August 20, 1960, Bridgeport, Conn. **Bats/throws:** Right/right. **Height/weight:** 6-1/187. **Major league tenure:** One-hundred and sixty-eight days. **Residence:** San Diego, Calif. **Contract status:** Signed through 1988. **Family:** Married Jodette. **First pro contract:** Philadelphia Phillies; selected in fifth round (secondary phase), June, 1981 free agent draft. **Major league debut:** June 16, 1985 with San Diego (at San Francisco). **Sox acquisition:** Obtained from San Diego in exchange for a minor league player to be named later (Joel McKeon), October 5, 1987.

1987: Made the Padres' Opening Day roster and posted an 0-3 record in five games, including three as a starter, before being optioned to "AAA" Las Vegas May 4 struck out 13 and walked six in 18.1 innings with the Padres ERA stood at 5.87 at time of his demotion to "AAA" fashioned a 7-5 record with a 4.03 ERA as a starter at Las Vegas with one shutout.

(Ed Wojna continued)

Major League Highlights: Has spent parts of the last three seasons with the Padres in his only major league action. **1986:** Earned promotion to Padres after a solid (12-7, 3.59) season at "AAA" Las Vegas came to San Diego August 28 and made his first start three days later against the Expos in Montreal, gaining a 4-1 win Wojna pitched seven innings and was touched for just four hits and one run in that initial start following a no-decision at New York, Wojna beat the Braves in San Diego, 9-1, September 11 that was his first and only major league complete game as he allowed three hits and one unearned run. **1985:** Split his season between Las Vegas and San Diego received his first call to the big leagues June 15 made debut June 16 as a starter in the second game of a doubleheader at San Francisco and earned no-decision gained his first big league victory in his next start June 21 versus the Giants in San Diego decisioned Vida Blue, 6-1, in that outing and allowed just three hits and one run in six innings made a total of eight appearances before being optioned back to Las Vegas August 8 returned to the Padres September 1 and finished the season with San Diego.

Minor League Highlights: Started his professional career at Spartanburg in the "A" South Atlantic League in 1981 posted a pro high of 130 strikeouts in 178 innings and was 11-13 in 27 starts moved to "A" Peninsula of the Carolina League in 1982 and enjoyed first winning season with a 12-8 mark and fine 2.90 ERA pitched for "AA" Reading of the Eastern League in 1983 and his 13-7 record helped the club win the loop's regular-season title sent to the Padres as part of a six-player deal with the Phillies September 20, 1983 (Wojna, Marty Decker, Lance McCullers and Darren Burroughs to San Diego for Sixto Lezcano and Steve Fireovid) posted the most victories of his pro career in 1984 at Las Vegas with 14 in his first season of "AAA" action 5-8 in 18 starts during two separate stints with Las Vegas in 1985 completed six of his 18 starts that year enjoyed a 12-7 season at Las Vegas in 1986 to earn his way back to the big leagues tossed a career-high seven complete games and one shutout for the Stars.

Miscellaneous/Personal: A Connecticut native, Wojna played prep baseball at Masuk High School in Monroe, Conn., and was originally selected by the Baltimore Orioles in the sixth round of the January, 1980 free agent draft opted to attend college instead of signing with Baltimore played baseball at Indian River Community College in Fort Pierce, Fla. signed by the Phillies after being chosen in the fifth round (secondary phase) of the June, 1981 free agent draft 1-1 with a 3.77 ERA for Puerto Rican Winter League champion Santurce as a swingman.

YEAR CLUB	W-L	PCT.	ERA	G	GSCG	SHOSV	IP	H	R	ER	HR	HB	BB-I	SO	WP	BK	
1981 Spartanburg	11-13	.458	4.15	27	27	4	0	178.0	181	107	82	9	5	69-2	130	19	1
1982 Peninsula	12-8	.600	2.90	27	26	4	0	177.0	156	79	57	3	9	49-1	116	9	2
1983 Reading	13-7	.650	3.67	28	26	4	1	161.2	147	80	66	6	9	78-2	83	5	1
1984 Las Vegas	14-8	.636	5.08	29	28	3	0	159.1	182	99	90	15	7	81-5	95	16	4
1985 Las Vegas	5-8	.385	4.45	18	18	6	0	111.1	121	63	55	9	1	43-3	66	10	2
SAN DIEGO	2-4	.333	5.79	15	7	0	0	42.0	53	35	27	6	3	19-0	18	1	2
1986 Las Vegas	12-7	.632	3.59	25	25	7	1	175.1	181	81	70	6	3	50-2	102	7	0
SAN DIEGO	2-2	.500	3.23	7	7	1	0	39.0	42	19	14	2	1	16-3	19	0	0
1987 SAN DIEGO	0-3	.000	5.89	5	3	0	0	18.1	25	12	12	2	1	6-0	13	3	1
Las Vegas	7-5	.583	4.03	18	16	1	1	96.0	97	50	43	4	5	42-2	47	4	1
N.L. TOTALS	4-9	.308	4.80	27	17	1	0	99.1	120	66	53	10	5	41-3	50	4	3
M.L. TOTALS	4-9	.308	4.80	27	17	1	0	99.1	120	66	53	10	5	41-3	50	4	3

Last complete game: 9/11/86 vs. Atl.

SOX SCRAPBOOK

White Sox Hall of Fame catcher Ray Schalk caught four no-hitters during his career, a major league record. Schalk was on the receiving end of no-hit games pitched by Jim Scott and Joe Benz in 1914, Eddie Cicotte in 1917, and Charley Robertson in 1922. The latter was a perfect game. Current White Sox radio broadcaster Del Crandall is co-holder of the National League record. He was behind the plate for three no-hitters.

NON-ROSTER PLAYERS

Ricky Barlow

Pitcher/#63

Given name: Ricky Vernard Barlow. **Opening Day age:** 25. **Born:** March 21, 1963, Woodville, Tex. **Bats/throws:** Right/right. **Height/weight:** 6-2/170. **Residence:** Woodville, Tex. **First pro contract:** Detroit Tigers; selected in first round, June, 1981 free agent draft. **Sox acquisition:** Signed as free agent, January, 1988.

1987: Spent the entire season at "AAA" Toledo, the Tigers' top farm team worked mostly in middle and long relief, posting a 3-9 record and two saves for the Mud Hens made 11 starts among his 41 appearances.

Major League Highlights: Barlow has not appeared in the major leagues.

Minor League Highlights: A seven-year veteran of the Tigers' farm system registered a 6-3 record in his first professional season at "A" Bristol (Va.) in the Appalachian League no winning seasons since remained at the "A" level until finishing the 1985 season at "AA" Birmingham converted to the bullpen in 1986 at "AA" Glens Falls and garnered 16 saves and a 2.63 ERA in 28 appearances eight spot starts at Glens Falls with a pair of complete games and one shutout.

YEAR CLUB	W-L	PCT.	ERA	G	GSCG	SHO	SV	IP	H	R	ER	HR	HB	BB-I	SO	WP	BK	
1981 Bristol	6-3	.667	4.34	11	11	2	1	0	58.0	63	38	28	2	1	36-0	24	6	0
1982 Macon	2-4	.333	5.46	13	13	1	0	0	64.1	64	41	39	3	4	49-2	36	5	0
Bristol	4-4	.500	3.75	10	10	2	0	0	57.2	46	31	24	0	4	37-0	56	8	1
1983 Lakeland	0-1	.000	24.30	2	2	0	0	0	3.1	9	9	9	0	0	6-0	2	3	0
1984 Lakeland	1-17	.056	6.79	25	25	4	1	0	122.0	134	116	92	6	8	101-2	65	12	1
1985 Lakeland	1-7	.125	5.54	9	9	2	0	0	50.1	51	34	31	4	5	27-0	35	4	1
Birmingham	1-5	.167	8.38	18	11	0	0	0	63.1	88	74	59	13	2	55-1	39	6	1
1986 Glens Falls	5-8	.385	2.63	28	8	2	1	16	89.0	82	37	26	2	1	47-2	73	11	0
1987 Toledo	3-9	.250	6.01	41	11	0	0	2	97.1	95	82	65	8	1	76-3	56	15	0

Jeff Bittiger

Pitcher/#62

Given name (pronunciation): Jeffrey Scott Bittiger (BIT-uh-ger). **Opening Day age:** 25, turns 26 April 13. **Born:** April 13, 1962, Jersey City, N.J. **Bats/throws:** Right/right. **Height/weight:** 5-10/175. **Residence:** Colonia, N.J. **First pro contract:** New York Mets; selected in seventh round, June, 1980 free agent draft. **Sox acquisition:** Signed as free agent, January, 1988.

1987: Made late-season appearance with the World Series champion Minnesota Twins and was 1-0 in three appearances the one win was over the White Sox September 7 at the Metrodome in his initial Minnesota appearance and only start pitched seven full innings and allowed six hits and one earned run walked none, struck out five, and hit a batter touched for four earned runs and five hits in 1.1 innings in his other two appearances, both in relief posted a 12-10 mark in 26 games (24 starts) at "AAA" Portland of the Pacific Coast League prior to his promotion to the Twins hurled nine complete games and a pair of shutouts the only pitcher on the Portland (45-96) staff to post a winning record.

Major League Highlights: Brief stint with Philadelphia in 1986 in addition to the three appearances at Minnesota in 1987. **1986:** Owned a 1-1 record in three starts at Philadelphia after spending a full season at Portland.

Minor League Highlights: Seven consecutive winning seasons since going 0-1 at "A" Little Falls in rookie year of 1980 81-57 (.587) composite minor league record career-high 13 victories at Portland in 1986 and also owns three 12-win campaigns career-best three shutouts at "AAA" Tidewater in 1984 led the Carolina League with 168 strikeouts at "A" Lynchburg in 1981 topped the Texas League with 190 strikeouts at "AA" Jackson in 1982 a starter in all but nine of 189 career appearances.

(Jeff Bittiger continued)

YEAR CLUB	W-L	PCT.	ERA	G	GS	CG	SHO	SV	IP	H	R	ER	HR	HB	BB-1	SO	WP	BK
1980 Little Falls	0-1	.000	1.04	7	2	0	0	1	26.0	10	6	3	0	1	20-0	33	0	0
1981 Lynchburg	11-7	.611	3.94	24	24	3	1	0	137.0	121	72	60	12	1	79-0	168*	6	0
Jackson	2-1	.667	1.09	4	4	1	1	0	33.0	24	4	4	1	0	8-0	27	0	0
1982 Jackson	12-5	.706	2.96	25	25	3	1	0	164.0	106	59	54	14	3	94-0	190*	5	1
1983 Tidewater	12-10	.545	4.36	28	28	1	1	0	163.0	175	90	79	15	2	111*	110	6	0
1984 Tidewater	8-8	.500	3.88	24	23	3	3	0	134.2	124	72	58	14	2	53-1	70	5	0
1985 Tidewater	11-7	.611	3.69	24	24	2	0	0	131.2	131	62	54	14	1	52-2	66	2	1
1986 Portland	13-8	.619	4.15	27	26	6	0	0	171.1	181	83	79	15	5	58-3	101	3	2
PHILADELPHIA	1-1	.500	5.52	3	3	0	0	0	14.2	16	10	9	2	1	7-1	8	2	2
1987 Portland	12-10	.545	3.40	26	24	9	2	0	180.0	171	84	68	13	2	57-2	94	9	0
MINNESOTA	1-0	1.000	5.40	3	1	0	0	0	8.1	11	5	5	2	1	0-0	5	0	0
A.L. TOTALS	1-0	1.000	5.40	3	1	0	0	0	8.1	11	5	5	2	1	0-0	5	0	0
N.L. TOTALS	1-1	.500	5.52	3	3	0	0	0	14.2	16	10	9	2	1	7-1	8	2	2
M.L. TOTALS	2-1	.667	5.48	6	4	0	0	0	23.0	27	15	14	4	2	7-1	13	2	2

* Led league

Dave Gallagher Outfielder/#57

Given name: David Thomas Gallagher. **Opening Day age:** 27, turns 28 September 20. **Born:** September 20, 1960, Trenton, N.J. **Bats/throws:** Right/right. **Height/weight:** 6-0/180. **Residence:** Trenton, N.J. **First pro contract:** Cleveland Indians; selected in first round, secondary phase, June, 1980 free agent draft. **Sox acquisition:** Signed as free agent, January, 1988.

1987: Opened the season at "AAA" Buffalo of the American Association but was called up to Cleveland April 11 first major league action after seven full years in the minor leagues appeared in 15 games with the Tribe and was sent back to Buffalo April 30 traded to Seattle May 12 for relief pitcher Mark Huisman the Mariners assigned him immediately to "AAA" Calgary hit .306 in 75 games for the Cannons, driving home 46 runs.

Major League Highlights: See above.

Minor League Highlights: Began his career at "A" Batavia of the New York-Penn League in 1980 made it to "AA" Chattanooga of the Southern League for a brief 15-game stint in 1982 had finest pro season at "AA" Buffalo of the Eastern League in 1983, hitting at a .338 clip to win the loop batting championship reached the "AAA" level for first time in 1984 named to the International League's all-star team in 1985 had his finest "AAA" season in his third campaign at Maine in 1986 led the Guides with a .292 average, eighth best in the league just one error in 129 games in center field to top all regular outfielders in the International League.

YEAR CLUB	AVG	G	AB	R	H	TB	GW												
							2B	3B	HR	RBI	RBI	SHS	FB	BB	SO	SB	CS	E	
1980 Batavia	.274	69	241	33	66	93	6	3	5	36	—	6	5	3	29	16	11	4	2
1981 Waterloo	.234	127	435	55	102	135	22	1	3	34	4	12	4	3	38	67	12	10	6
1982 Chattanooga	.222	15	54	10	12	16	2	1	0	4	1	0	0	0	5	8	2	0	0
Waterloo	.289	110	409	61	118	175	25	7	6	47	5	21	4	2	41	57	19	2	4
1983 Buffalo	.338	107	376	69	127	160	21	3	2	47	4	8	0	3	83	21	12	9	5
1984 Maine	.247	116	380	49	94	141	19	5	6	49	1	10	9	3	49	42	4	1	3
1985 Maine	.242	132	488	71	118	173	22	3	9	55	5	11	8	3	65	38	16	8	3
1986 Maine	.292	132	497	59	145	202	23	5	8	44	5	12	2	1	41	41	19	12	1
1987 Buffalo	.261	12	46	10	12	16	4	0	0	6	1	1	2	0	11	3	1	1	0
CLEVELAND	.111	15	36	2	4	7	1	1	0	1	0	1	0	0	2	5	2	0	1
Calgary	.306	75	268	45	82	122	27	2	3	46	6	8	3	0	37	36	12	4	4
A.L. TOTALS	.111	15	36	2	4	7	1	1	0	1	0	1	0	0	2	5	2	0	1
M.L. TOTALS	.111	15	36	2	4	7	1	1	0	1	0	1	0	0	2	5	2	0	1

SOX SCRAPBOOK

The White Sox established a club single-game record for stolen bases when they pilfered seven against the Detroit Tigers on May 7, 1919. The base thieves included Nemo Liebold, Buck Weaver, Eddie Collins, Ray Schalk, Swede Risberg, Hap Felsch, and "Shoeless" Joe Jackson.

Grady Hall Pitcher/#43

Given name: Gardiner Carlile Hall. **Nickname:** "Grady." **Opening Day age:** 23, turns 24 May 29. **Born:** May 29, 1964, Findlay, O. **Bats/throws:** Right/left. **Height/weight:** 6-4/200. **Residence:** Findlay, O. **First pro contract:** White Sox. **Sox acquisition:** Selected in first round, June, 1986 free agent draft.

1987: Season limited to 13 games due to an injury to his left elbow owned a 3-5 record in 10 starts at "AA" Birmingham and was 1-1 during a three-game, rehabilitation period at "Rookie" Sarasota .

Major League Highlights: Hall has not appeared in the major leagues.

Minor League Highlights: Made professional debut with "AAA" Buffalo in June of 1986 after being the top White Sox selection in that month's free agent draft completed his collegiate career at Northwestern University earlier that spring won his first game June 18 at Indianapolis in front of several family members and friends from nearby Noblesville where Hall attended high school fired his only shutout in his second professional start at Louisville June 23 was 2-0 with a 1.46 ERA after his first two starts and finished the year with a 4-5 mark and 6.06 ERA in a dozen starts.

YEAR	CLUB	W-L	PCT.	ERA	G	GS	CG	SHO	SV	IP	H	R	ER	HR	HB	BB-1	SO	WP	BK
1986	Buffalo	4-5	.444	6.06	12	12	2	1	0	71.1	84	52	48	13	2	26-0	37	3	0
1987	Birmingham	3-5	.375	3.72	10	10	1	0	0	58.0	54	28	24	4	2	20-1	30	3	0
	Sarasota +	1-1	.500	4.09	3	1	0	0	1	11.0	12	7	5	0	0	2-0	11	0	0

+ Rehabilitation assignment

Greg Hibbard Pitcher/#60

Given name: James Gregory Hibbard. **Opening Day age:** 23, turns 24 September 13. **Born:** September 13, 1964, New Orleans, La. **Bats/throws:** Left/left. **Height/weight:** 6-0/180. **Residence:** Gulfport, Miss. **First pro contract:** Kansas City Royals; selected in 16th round, June, 1986 free agent draft. **Sox acquisition:** Obtained with pitchers John Davis, Melido Perez, and Chuck Mount from Kansas City in exchange for pitcher Floyd Bannister and infielder Dave Cochrane December 10, 1987.

1987: Spent his second professional season with three different clubs in the Royals' farm system compiled a 16-9 record in 28 starts 7-2 with a 1.11 ERA in nine starts at "A" Appleton of the Midwest League recorded 61 strikeouts and walked 18 in 64.2 innings for the Foxes next stop was "A" Fort Myers of the Florida State League where he was 2-1 with a 1.88 ERA in three starts, including one shutout 20 strikeouts and three walks in 24 innings jumped to "AA" Memphis of the Southern League where he made 16 more starts owned a 7-6 mark and 3.23 ERA with three complete games and one shutout season totals included 136 strikeouts and 42 walks in 194.2 innings.

Major League Highlights: Hibbard has not appeared in the major leagues.

Minor League Highlights: Began professional career at "A" Eugene of the Northwest League in 1986 after his selection in that June's draft by the Royals all but one of his 26 appearances at Eugene came in relief earned five saves and notched 44 strikeouts and 19 walks in 39 innings for the Emeralds.

YEAR	CLUB	W-L	PCT.	ERA	G	GS	CG	SHO	SV	IP	H	R	ER	HR	HB	BB-1	SO	WP	BK
1986	Eugene	5-2	.714	3.46	26	1	0	0	5	39.0	30	23	15	2	2	19-0	44	0	0
1987	Appleton	7-2	.778	1.11	9	9	2	1	0	64.2	53	17	8	3	2	18-3	61	2	0
	Fort Myers	2-1	.667	1.88	3	3	3	1	0	24.0	20	5	5	0	1	3-0	20	0	0
	Memphis	7-6	.538	3.23	16	16	3	1	0	106.0	102	48	38	7	2	21-1	55	1	0

Tim Hulett

Infielder/#32

Given name (pronunciation): Timothy Craig Hulett (HUE-lit). **Opening Day Age:** 28. **Born:** January 12, 1960, Springfield, Ill. **Bats/throws:** Right/right. **Height/weight:** 6-0/183. **Residence:** Springfield, Ill. **First pro contract:** White Sox. **Sox acquisition:** Selected first round, secondary phase, January, 1980 free agent draft.

1987: The Opening Day Sox third baseman, Hulett enjoyed a fast start but slumped in May and June and was optioned to "AAA" Hawaii June 26 returned for a brief two-week stay in early August when Donnie Hill was disabled with a hamstring pull Hulett's strong start included a fine month of April during which he hit .297 (22-74) with three homers and 14 RBI, both team highs matched career single-game high with four RBI, including the game-winner at Toronto April 15 at least one RBI in eight of first 13 outings and 14 total hit .194 in May but added four more homers and 11 RBI to his totals average remained low in June with a .196 mark for the month and production dipped to no home runs and three RBI made four starts in August return and notched three hits season totals showed 65 starts, 58 at third base and the other seven at second.

Major League Highlights: Hulett appeared in two no-hitters in his first eight major league games (Mike Warren's no-hitter against the Sox at Oakland September 29, 1983 and Jack Morris' masterpiece over the ChiSox in Comiskey Park April 7, 1984). **1986:** Completed second full major league season and improved home run total from five in 1985 to 17 tied Ron Kittle for second on the club in round-trippers just one homer through May 25, four through July 5, and only six at the All-Star Game break July 13 hit five "dingers" in one nine-game stretch August 8-16 two-homer game September 20 at California, his final two clouts of the year despite the fine home run production, Hulett managed just 44 RBI 11 of the homers were solo shots, including eight of the last 10 24 of 44 RBI came on homers base hit in season opener against Milwaukee extended a hitting streak to nine games that started with the final eight contests of '85 longest hitting skein of '86 was a six-gamer (July 25-30) that concluded with first four-hit game against Boston at Chicago the first two hits in that perfect four-for-four night came off A.L. Cy Young Award and MVP winner Roger Clemens, the third was a two-run homer off Sammy Stewart and the final safety was a single off Bob Stanley extensive duty at both second and third base 56 starts at second and 81 at third cut error total to 15 after committing 24 in 1985 11 of 15 miscues came at third base finished third on the club with 29 multiple-hit games enjoyed a stretch of 10 games from May 11-21 where he had six two-hit efforts (14-38, .368) batted .198 in August and .171 in September/October to lower final batting mark to .231. **1985:** Spent first full season in the major leagues started a total of 116 games, 96 at third base and 20 at second batted a respectable .268 but had ups and downs defensively, committing 24 errors of the two dozen miscues, 23 occurred at the hot corner kept his batting average over .300 until late June recorded a .333 batting mark in April and .386 in May but slumped to .213 for June first big league homer came May 15 off Baltimore's Dennis Martinez concluded the season with an eight-game hitting streak. **1984:** Earned a berth on the Opening Day Sox roster with a strong spring performance batted just seven times in eight appearances before being sent to "AAA" Denver April 26. **1983:** Made major league debut September 15 against Seattle appeared in eight September games as the Sox clinched their A.L. West title first major league start was September 21 versus Minnesota.

Minor League Highlights: Drove in 24 runs in 42 games at "AAA" Hawaii in '87 that marked his first minor league duty since the '84 season spent most of '84 with "AAA" Denver, hitting .263 while splitting time between second and third base led Denver with 16 home runs and was third with 80 RBI, the latter just two shy of the team leader Hulett turned in his best professional batting average of .273 in addition to a career-high 88 RBI in his first season at the

"AAA" level at Denver in 1983 his sacrifice fly September 10, 1983 drove in the winning run as the Bears defeated Louisville to sweep the American Association championship playoff in four games in '82, Hulett was recognized by *Baseball America* as the top second baseman at the "AA" level led the Eastern League in runs (113) while driving in 87 runs and belting 22 home runs in '81, he made only 16 errors in 134 games as Glens Falls' regular second baseman.

YEAR CLUB	AVG	G	AB	R	H	TB	2B	3B	HR	RBI	GW										
											RBI	SHSF	HB	BB	SO	SB	CS	E			
1980 Glens Falls	.174	6	23*	3*	4	4	0	0	0	0	—	0	0	0	3	5	0	1	2		
Iowa	.250	3	3	1	2	2	0	0	0	0	—	0	0	0	0	0	1	0	3		
Appleton	.259	79	278	49	72	124	11	1	13	47	—	0	3	3	34	56	5	4	17		
1981 Glens Falls	.227	134	437	59	99	158	27	1	10	55	3	1	4	3	64	86	0	3	16		
1982 Glens Falls	.271	140	536*	114*	145	249	28	5	22	87	8	1	6	3	95	135	1	8	21		
1983 Denver	.273	133	477	77	130	220	19	4	21	88	6	2	9	2	61	64	5	3	20		
WHITE SOX	.200	6	5	0	1	1	0	0	0	0	0	0	0	0	0	0	1	0	2		
1984 WHITE SOX	.000	8	7	1	0	0	0	0	0	0	0	0	0	0	1	4	0	1	0		
Denver	.263	139	475	72	125	217	32	6	16	80	8	3	9	0	67	88	3	4	28		
1985 WHITE SOX	.268	141	395	52	106	148	19	4	5	37	2	4	3	4	30	81	6	4	24		
1986 WHITE SOX	.231	150	520	53	120	197	16	5	17	44	4	6	4	1	21	91	4	1	11		
1987 WHITE SOX	.217	68	240	20	52	83	10	0	7	28	3	5	2	0	10	41	0	2	9		
Hawaii	.236	42	157	13	37	49	5	2	1	24	3	1	3	0	9	28	4	1	11		
A.L. TOTALS	.239	373	1167	126	279	429	45	9	29	109	9	15	9	5	62	217	11	8	46		
M.L. TOTALS	.239	373	1167	126	279	429	45	9	29	109	9	15	9	5	62	217	11	8	46		

*Led league

BATTER'S STATISTICAL BREAKDOWN 1987

CLUB	AVG	G	AB	H	HR	RBI	CAREER					
							AVG	G	AB	H	HR	RBI
California	.154	4	13	2	0	0	.217	25	83	18	4	11
Kansas City	.250	6	24	6	1	3	.288	31	104	30	2	8
Minnesota	.300	6	20	6	0	1	.229	26	83	19	1	6
Oakland	.000	1	3	0	0	0	.208	28	101	21	0	2
Seattle	.000	4	7	0	0	1	.240	33	100	24	0	6
Texas	.174	6	23	4	0	3	.244	30	90	22	2	11
vs. West	.200	27	90	18	1	8	.239	173	561	134	9	45
Baltimore	.227	6	22	5	2	4	.298	29	94	28	5	13
Boston	.238	6	21	5	0	1	.230	25	74	17	1	5
Cleveland	.214	4	14	3	0	1	.286	29	84	24	4	17
Detroit	.231	7	26	6	2	6	.190	34	84	16	4	8
Milwaukee	.292	6	24	7	1	3	.253	28	95	24	4	11
New York	.056	5	18	1	0	0	.175	24	80	14	1	4
Toronto	.280	7	25	7	1	5	.232	31	95	22	1	6
vs. East	.227	41	150	34	6	20	.239	200	606	145	20	64
1987 totals/lifetime	.217	68	240	52	7	28	.239	373	1167	279	29	109
Home	.161	34	112	18	3	10						
Road	.266	34	128	34	4	18						
1st Half	.219	63	224	49	7	28						
2nd Half	.188	5	16	3	0	0						
April	.271	18	70	19	3	14						
May	.194	27	98	19	4	11						
June	.196	18	56	11	0	3						
July	.200	1	5	1	0	0						
August	.182	4	11	2	0	0						
Sept.-Oct.	—	—	—	—	—	—						

**HULETT'S
CAREER GAME HIGHS**
 HITS: 4 (7/30/86 vs. Bos.)
 HRs: 2 (9/20/86 @ Calif.)
 RBI: 4 (twice, last 4/15/87 @ Tor.)

*Includes totals vs. White Sox

Bill Lindsey Catcher/#20

Given name: William Donald Lindsey. **Opening Day age:** 27, turns 28 April 12. **Born:** April 12, 1960, Staten Island, N.Y. **Bats/throws:** Right/right. **Height/weight:** 6-3/195. **Residence:** Boca Raton, Fla. **First pro contract:** New York Yankees; signed as free agent April 27, 1981. **Sox acquisition:** Obtained as player to be named later (December 24, 1986) with catcher Ron Hassey and infielder Carlos Martinez from the New York Yankees in exchange for outfielder Ron Kittle, infielder Wayne Tolleson, and catcher Joel Skinner July 29, 1986.

1987: Worked his way from "AA" Birmingham to the White Sox opened season at Birmingham of the Southern League and hit .282 with eight home runs and 32 RBI in 63 games threw out 34 of 56 attempted base stealers at Birmingham promoted to "AAA" Hawaii for a 15-game stint three homers and eight RBI in 41 at bats with the Islanders contract purchased by

(Bill Lindsey continued)

White Sox during the All-Star Game break appeared in nine games for the Pale Hose notched first major league hit in first start July 18 off Cleveland's Tom Candiotti at Comiskey Park nearly part of history in second start July 26 versus New York at Chicago the starting catcher that day as White Sox starting pitcher Richard Dotson flirted with 77-year-old Comiskey Park's first perfect game Dotson retired the first 22 New York hitters before Mike Pagliarulo ended the streak with a base hit to right field Lindsey earned first major league RBI with a sacrifice fly against Toronto August 3.

Major League Highlights: See above.

Minor League Highlights: Broke into pro baseball as a first baseman at "A" Paintsville of the Appalachian League in 1981 started catching in 1982 at "A" Greensboro spent most of '83 at "A" Fort Lauderdale of the Florida State League but did notch short stints at "AA" Nashville and "AAA" Columbus spent time with the same three Yankee affiliates in 1984 hit .307 in 35 games at Fort Lauderdale hit .282 in 69 games at "AA" Albany in 1985 and cracked his first career grand slam July 25 versus Nashua belted 12 homers and drove in 66 runs at Albany in 1986 home run ratio of one per every 31 at bats was fourth best in the Eastern League enjoyed a two-homer game July 7 versus Reading.

YEAR CLUB	AVG	G	AB	R	H	TB	2B	3B	HR	GW									
										RBI	RBI	SH	SF	HB	BB	SO	SB	CS	E
1981 Paintsville	.296	51	162	28	48	82	8	1	8	28	2	3	1	1	11	28	0	1	2
1982 Greensboro	.271	102	336	55	91	126	20	0	5	47	5	0	1	6	49	39	4	3	9
1983 Fort Lauderdale	.242	82	260	33	63	93	12	0	6	33	4	4	2	4	20	35	2	1	2
Nashville	.273	3	11	1	3	3	0	0	0	0	0	0	0	0	1	1	0	0	0
Columbus	.000	1	4	1	0	0	0	0	0	0	0	0	0	0	0	0	0	0	0
1984 Fort Lauderdale	.307	35	101	8	31	37	4	1	0	12	1	1	0	0	14	11	1	4	7
Nashville	.189	13	37	3	7	10	1	1	0	4	1	1	2	0	6	3	0	1	2
Columbus	.136	8	22	2	3	8	0	1	1	1	0	0	0	0	1	0	0	4	
1985 Albany	.282	69	227	30	64	98	16	0	6	41	7	1	2	2	31	23	2	3	8
Columbus	.211	27	71	10	15	23	5	0	1	9	2	2	0	2	14	12	0	0	4
1986 Albany	.261	112	376	42	98	157	19	2	12	66	6	0	5	6	52	42	1	3	11
1987 Birmingham	.282	63	206	35	58	92	10	0	8	32	2	4	2	2	30	16	0	2	6
Hawaii	.195	15	41	6	8	17	0	0	3	8	1	0	0	1	5	5	0	0	1
WHITE SOX	.188	9	16	2	3	3	0	0	0	1	0	2	1	0	0	3	0	0	0
A.L. TOTALS	.188	9	16	2	3	3	0	0	0	1	0	2	1	0	0	3	0	0	0
M.L. TOTALS	.188	9	16	2	3	3	0	0	0	1	0	2	1	0	0	3	0	0	0

Matt Merullo Catcher/#71

Given name: Matthew Bates Merullo. **Opening Day age:** 22, turns 23 August 4. **Born:** August 4, 1965, Ridgefield, Conn. **Bats/throws:** Left/right. **Height/weight:** 6-2/200. **Residence:** Ridgefield, Conn. **First pro contract:** White Sox. **Sox acquisition:** Selected in seventh round, June, 1986 free agent draft.

1987: Split second professional season at "A" Daytona Beach of the Florida State League and "AA" Birmingham of the Southern League a .260 hitter in 70 games at Daytona Beach with four home runs and 47 RBI spent last half of campaign at Southern League champion Birmingham owned a .269 batting average, two home runs, and 17 RBI.

Major League Highlights: Merullo has not appeared in the major leagues.

Minor League Highlights: Started pro career at "A" Peninsula of the Carolina League following the June, 1986 draft hit .303 with three homers and 35 RBI in 64 games for the Sox.

YEAR CLUB	AVG	G	AB	R	H	TB	2B	3B	HR	GW									
										RBI	RBI	SH	SF	HB	BB	SO	SB	CS	E
1986 Peninsula	.303	64	208	21	63	88	12	2	3	35	3	0	3	1	19	16	1	0	6
1987 Daytona Beach	.260	70	250	26	65	100	11	6	4	47	6	0	6	0	20	18	1	1	6
Birmingham	.269	48	171	13	46	59	7	0	2	17	2	0	0	0	6	20	1	0	8

Eric Milholland Catcher/#73

Given name: Eric Wynn Milholland. **Opening Day age:** 24, turns 25 July 19. **Born:** July 19, 1963, Fort Wayne, Ind. **Bats/throws:** Right/right. **Height/weight:** 6-2/195. **Residence:** Uniondale, Ind. **First pro contract:** White Sox. **Sox acquisition:** Selected in 11th round, June, 1985 free agent draft.

1987: Played the full season at "A" Daytona Beach of the Florida State League toiled in 104 total games and led the loop with 98 games caught nailed 43 of 101 attempted base stealers, sixth best in the league (43 percent) hit .241 with one homer and 25 RBI also stole five bases.

Major League Highlights: Milholland has not appeared in the major leagues.

Minor League Highlights: Opened his career at "Rookie" Sarasota following the June, 1985 draft hit a career-high .295 with 16 RBI in 35 games at Sarasota spent complete 1986 campaign at "A" Appleton of the Midwest League sported a .250 batting average for the Foxes with three round-trippers and 31 RBI.

YEAR	CLUB	AVG	G	AB	R	H	TB	2B	3B	HR	GW									
											RBI	SH	SF	HB	BB	SO	SB	CS	E	
1985	Sarasota	.295	37	112	8	33	35	2	0	0	16	4	0	0	1	8	13	1	2	5
1986	Appleton	.250	73	252	28	63	80	6	1	3	31	3	2	0	2	13	42	4	3	7
1987	Daytona Beach	.241	104	320	44	77	90	8	1	1	25	3	4	2	1	36	41	5	8	7

Jerry Reuss Pitcher/#46

Given name (pronunciation): Jerry Reuss (Royce). **Opening Day age:** 38, turns 39 June 19. **Born:** June 19, 1949, St. Louis, Mo. **Bats/throws:** Left/left. **Height/weight:** 6-5/227. **Residence:** La Canada, Calif. **First pro contract:** St. Louis Cardinals; selected in second round, June, 1967 free agent draft. **Sox acquisition:** Signed as free agent February, 1988.

1987: Played for three different clubs and made American League debut in 17th full major league season opened the season with the Dodgers and made just one appearance released and signed by Cincinnati owned an 0-5 record in seven starts as a Red signed with California June 19 and made his first A.L. start and appearance two days later versus Kansas City at Anaheim blanked the Royals, 8-0, to gain his first victory of the season and his first shutout since 1985 finished the season with the Angels and owned a 4-5 record with a 5.25 ERA in 16 starts.

Major League Highlights: Two wins shy of 200 for career, Reuss also owns 38 career shutouts in six-year period from 1980-85, he led the major leagues with a 2.87 ERA. **1986:** Battled injury problems throughout the seasonunderwent surgery July 22 to remove bone spur from left elbow activated September 3 and only pitched two more times before the end of the season finished with a 2-6 record and 5.84 ERA wins came in back-to-back starts April 27 versus Atlanta and May 2 versus St. Louis 19 appearances were the fewest of career. **1985:** Made strong comeback from injury-riddled 1984 tied for seventh in league with three shutouts and was 11th in ERA missed three other shutouts by one out and one by three outs 13-7 in last 27 starts. **1984:** Brought along slowly during spring training as he rebounded from arthroscopic surgery January 24 to remove small bone fragment from left elbow also injured in May and June underwent surgery October 24 to remove bone spurs from both heels. **1983:** Sixth best ERA in league (2.94) won five of first six decisions and owned a five-game winning streak in late August and September but lost a career-high seven straight from June 5-August 11. **1982:** Matched career high with 18 wins fourth in N.L. in wins and shutouts, seventh in innings pitched and ninth in ERA had two one-hitters, April 21 versus Houston and June 11 versus Cincinnati recorded two wins in one day

(Jerry Reuss continued)

August 18 at Chicago, winning 21-inning suspended game in relief and then starting and going five innings in regularly scheduled game. **1981:** ERA was lowest of career and fourth best in league did not allow a run in two NLCS games versus Houston and won game five of the World Series against the Yankees. **1980:** Pitched the only no-hitter in the majors for the season, blanking the Giants, 8-0, June 27 at San Francisco began year in bullpen 3-0 record, three saves, 1.42 ERA injury to Dave Goltz and Rick Sutcliffe's control problems earned Reuss a spot in the rotation shutout total led league and tied career high finished second to Steve Carlton in Cy Young Award balloting selected to N.L. all-star team and earned victory in relief in the mid-summer classic played at Dodger Stadium named *The Sporting News* comeback player-of-the-year. **1979:** Traded to the Dodgers from Pittsburgh April 8 for Rick Rhoden. **1977:** Logged 1,000th career strikeout August 18 at Chicago. **1976:** Tied for lead on Pirate staff with 11 complete games and was second with 108 strikeouts. **1975:** Second in N.L. with six shutouts, third with 15 complete games, and fourth with 18 wins started All-Star Game at Milwaukee. **1973:** Set National League record with 40 starts led league with 117 walks Astros traded him to Pittsburgh for catcher Milt May October 31. **1972:** Cardinals traded him to Houston for pitcher Scipio Spinks and Lance Clemons April 15.

Minor League Highlights: Spent three-plus seasons in the Cardinals' minor league system before making the big leagues to stay midway through the 1970 campaign led the American Association in games started (29), innings pitched (186), and strikeouts (151), and tied for the lead in wins (13) and runs allowed (112) while pitching for Tulsa in 1969.

YEAR CLUB	W-L	PCT.	ERA	G	GSCG	SHO	SV	IP	H	R	ER	HR	HB	BB-I	SO	WP	BK	
1967 Sarasota	0-0	.000	5.14	2	1	0	0	7.0	7	6	4	1	0	3-0	6	1	1	
Cedar Rapids	2-5	.286	1.86	9	9	4	2	5	58.0	44	20	12	3	5	19-1	63	4	0
Tulsa	0-0	.000	54.00	1	0	0	0	1.0	2	6	6	1	0	4-0	1	0	0	
1968 Little Rock	7-8	.467	2.17	17	16	6	3	8	112.0	75	43	27	2	2	43-2	86	16	0
1969 Tulsa	13-11	.542	4.06	30	29*	9	1	0	186.0*	188	112	84	13	7	116-1	151*	13	1
ST. LOUIS	1-0	1.000	0.00	1	1	0	0	0	7.0	2	0	0	0	2	3-0	3	0	1
1970 Tulsa	7-2	.778	2.12	11	11	4	0	0	85.0	69	26	20	0	0	28-0	69	7	0
ST. LOUIS	7-8	.467	4.11	20	20	5	2	0	127.0	132	62	58	9	1	49-2	74	8	1
1971 ST. LOUIS	14-14	.500	4.78	36	35	7	2	0	211.0	228	125	112	15	7	109-11	131	9	2
1972 HOUSTON	9-13	.409	4.17	33	30	4	1	1	192.0	177	101	89	14	10	83-3	174	7	2
1973 HOUSTON	16-13	.552	3.74	41	40	12	3	0	279.1	271	123	116	17	3	117-6	177	10	1
1974 PITTSBURGH	16-11	.593	3.50	35	35	14	1	0	260.0	259	115	101	20	1	101-16	165	7	1
1975 PITTSBURGH	18-11	.621	2.54	32	32	15	6	0	237.0	224	73	67	10	0	78-8	131	4	1
1976 PITTSBURGH	14-9	.609	3.53	31	29	11	3	2	209.1	209	98	82	16	2	51-10	108	7	0
1977 PITTSBURGH	10-13	.435	4.11	33	33	8	2	0	208.0	225	109	95	11	4	71-2	116	11	1
1978 PITTSBURGH	3-2	.600	4.88	23	12	3	1	0	83.0	97	48	45	5	3	23-1	42	3	1
1979 LOS ANGELES	7-14	.333	3.54	39	21	4	1	3	160.0	178	88	63	4	3	60-7	83	7	0
1980 LOS ANGELES	18-6	.750	2.52	37	29	10	6*	3	229.0	193	74	64	12	0	40-9	111	3	1
1981 LOS ANGELES	10-4	.714	2.29	22	22	8	2	0	153.0	138	44	39	6	4	27-3	51	1	0
1982 LOS ANGELES	18-11	.621	3.11	39	37	8	4	0	254.2	232	98	88	11	2	50-10	138	7	3
1983 LOS ANGELES	12-11	.522	2.94	32	31	7	0	0	223.1	235	94	73	12	2	30-5	143	3	2
1984 LOS ANGELES	5-7	.417	3.82	30	15	2	0	1	99.0	102	51	42	4	0	31-7	44	4	1
1985 LOS ANGELES	14-10	.583	2.92	34	33	5	3	0	212.2	210	78	69	13	3	58-7	84	5	0
1986 LOS ANGELES	2-6	.250	5.84	19	13	0	0	1	74.0	96	57	48	13	2	17-4	29	2	0
1987 LOS ANGELES	0-0	.000	4.50	1	0	0	0	0	2.0	2	1	1	0	0	0-0	2	0	0
CINCINNATI	0-5	.000	7.79	7	7	0	0	0	34.2	52	31	30	2	1	12-2	10	1	1
CALIFORNIA	4-5	.444	5.25	17	16	1	1	0	82.1	112	60	48	16	2	17-1	37	3	0
A.L. TOTALS	4-5	.444	5.25	17	16	1	1	0	82.1	112	60	48	16	2	17-1	37	3	0
N.L. TOTALS	194-168	.536	3.54	545	475	123	37	11	3256.0	3260	1470	1282	194	50	1030-113	1756	99	19
M.L. TOTALS	198-173	.534	3.59	562	491	124	38	11	3338.1	3372	1530	1330	210	52	1047-114	1793	102	19

*Led league

Last complete game: 6/21/87 vs. K.C.

Last shutout 6/21/87 vs. K.C.

DIVISION SERIES RECORD

YEAR CLUB	W-L	ERA	G	GS	CG	SHO	SV	IP	H	R	ER	BB	SO
1981 L.A. vs. Hous.	1-0	0.00	2	2	1	1	0	18.0	10	0	0	5	7

NLCS RECORD

YEAR CLUB	W-L	ERA	G	GS	CG	SHO	SV	IP	H	R	ER	BB	SO
1974 PITT. vs. L.A.	0-2	3.60	2	2	0	0	0	10.0	7	4	4	8	3
1975 PITT. vs. CIN.	0-1	12.00	1	1	0	0	0	3.0	4	4	4	4	1
1981 L.A. vs. Mont.	0-1	5.14	1	1	0	0	0	7.0	7	4	4	1	2
1983 L.A. vs. Phila.	0-2	4.50	2	2	0	0	0	12.0	14	6	6	3	4
1985 L.A. vs. St. L.	0-1	10.80	1	1	0	0	0	1.2	5	7	2	1	0
NLCS TOTALS	0-7	5.35	7	7	0	0	0	33.2	37	25	20	17	10

WORLD SERIES RECORD

YEAR CLUB	W-L	ERA	G	GS	CG	SHO	SV	IP	H	R	ER	BB	SO
1981 L.A. vs. N.Y.	1-1	3.86	2	2	1	0	0	11.2	10	5	5	3	8

ALL-STAR GAME RECORD

YEAR CLUB, SITE	W-L	ERA	G	GS	CG	SHO	SV	IP	H	R	ER	BB	SO
1975 N.L., Milw.	0-0	0.00	1	1	0	0	0	3.0	3	0	0	0	2
1980 N.L., L.A.	1-0	0.00	1	0	0	0	0	1.0	0	0	0	0	3
ASG TOTALS	1-0	0.00	2	1	0	0	0	4.0	3	0	0	0	5

Steve Rosenberg Pitcher/#61

Given name: Steven Rosenberg. **Opening Day age:** 23. **Born:** October 31, 1964, Brooklyn, N.Y. **Bats/throws:** Left/left. **Height/weight:** 6-0/185. **Residence:** Coral Springs, Fla. **First pro contract:** New York Yankees; selected in fourth round, June, 1986 free agent draft. **Sox acquisition:** Obtained with outfielder Dan Pasqua and catcher Mark Salas from the New York Yankees in exchange for pitchers Richard Dotson and Scott Nielsen, November 13, 1987.

1987: Earned 17 saves with a pair of clubs in the Yankees' chain garnered 15 saves in 32 appearances at "AA" Albany of the Eastern League record at Albany was 4-4 with a 2.25 ERA promoted to "AAA" Columbus of the International League and compiled a 4-1 mark with two saves and a 4.08 ERA in 21 outings a combined total of 51 strikeouts in 75.1 innings.

Major League Highlights: Rosenberg has not appeared in the major leagues.

Minor League Highlights: Rosenberg has appeared in relief in all 82 career appearances began career at short-season "A" Oneonta of the New York-Penn League in 1986 after being drafted by the Yankees out of the University of Florida quickly promoted to "A" Fort Lauderdale where he logged a 6-1 record and 2.12 ERA in 25 appearances also earned three saves.

YEAR CLUB	W-L	PCT.	ERA	G	GSCG	SHO	SV	IP	H	R	ER	HR	HB	BB-I	SO	WP	BK	
1986 Oneonta	0-0	.000	1.00	4	0	0	0	3	9.0	4	1	1	0	0	2-0	10	1	0
Fort Lauderdale	6-1	.857	2.12	25	0	0	0	3	29.2	24	7	7	1	0	18-1	26	1	1
1987 Albany	4-4	.500	2.25	32	0	0	0	15	40.0	33	11	10	1	0	12-1	24	0	0
Columbus	4-1	.800	4.08	21	0	0	0	2	35.1	43	17	16	3	2	18-2	27	1	0

Jeff Schaefer Infielder/#70

Given name: Jeffrey Scott Schaefer. **Opening Day age:** 27, turns 28 May 31. **Born:** May 31, 1960, Patchogue, N.Y. **Bats/throws:** Right/right. **Height/weight:** 5-10/170. **Residence:** Rockville, Md. **First pro contract:** Baltimore Orioles; selected 12th round, June 1981 free agent draft. **Sox acquisition:** Signed as free agent, January, 1988.

1987: Played for a pair of Dodger farm clubs spent nearly the entire season at "AA" San Antonio of the Texas League where he hit a career-high .304 in 101 games brief appearance at "AAA" Albuquerque of the Pacific Coast League played eight games for the Dukes and hit .259.

Major League Highlights: Schaefer has not appeared in the major leagues.

Minor League Highlights: Schaefer has played for three organizations in seven-year minor league career drafted by Baltimore in 1981, remained in the Orioles' system through 1985 worked through the Orioles' chain, making it to "AAA" Rochester in 1984, his fourth professional season sold to the California organization January 21, 1986 spent the '86 campaign at "AA" Midland of the Texas League and hit a career-high six home runs with 41 RBI.

YEAR CLUB	AVG	G	AB	R	H	TB	2B	3B	HR	GW										
										RBI	RBI	SHS	HF	HB	BB	SO	SB	CS	E	
1981 Bluefield	.268	62	250	45	67	81	7	2	1	31	4	3	4	0	35	26	17	9	6	
1982 Hagerstown	.100	18	60	4	6	6	0	0	0	7	0	0	1	0	8	16	1	1	3	
Charlotte	.251	106	331	35	83	107	15	0	3	32	0	17	1	3	32	35	16	13	22	
1983 Hagerstown	.266	68	229	32	61	87	15	4	1	16	4	2	3	1	9	20	8	2	7	
Charlotte	.236	51	182	20	43	60	7	2	2	28	1	3	1	0	5	25	4	4	11	
1984 Rochester	.264	31	91	10	24	31	5	1	0	3	0	3	0	0	9	20	0	0	2	
Charlotte	.235	99	383	47	90	110	8	0	4	31	2	6	3	6	23	45	8	3	9	
1985 Rochester	.198	68	187	17	37	47	4	0	2	12	1	2	1	0	6	21	1	2	5	
Charlotte	.260	49	181	19	47	62	7	1	2	19	1	3	1	0	12	14	6	5	7	
1986 Midland	.268	114	406	50	109	146	17	1	6	41	0	4	6	2	14	40	1	4	31	
1987 San Antonio	.304	101	368	39	112	134	18	2	0	37	1	7	4	2	13	49	2	4	26	
Albuquerque	.259	8	27	3	7	8	1	0	0	3	0	0	0	0	1	3	0	0	3	

Daryl Sconiers First Baseman/#56

Given name: Daryl Anthony Sconiers. **Opening Day age:** 29, turns 30 October 3. **Born:** October 3, 1958, San Bernardino, Calif. **Bats/throws:** Left/left. **Height/weight:** 6-2/199. **Residence:** Pomona, Calif. **First pro contract:** California Angels; selected in third round, January, 1977 free agent draft. **Sox acquisition:** Signed to "AAA" contract with Hawaii, July 30, 1987.

1987: Opened the season at "A" San Jose of the California League, an independent, and joined the Sox organization July 30 when he signed with "AAA" Hawaii of the Pacific Coast League successful at both stops hit .313 with nine home runs and 49 RBI in 98 games at San Jose hit at a .305 clip with four round-trippers and 18 RBI in 40 contests at Hawaii.

Major League Highlights: Two full and three partial seasons with the California Angels from 1981-85. **1985:** Compiled a .286 batting average in 44 games. **1984:** Missed first three-and-one-half months of the season due to a herniated disc returned as part-time first baseman, designated hitter, and pinch hitter excelled as pinch hitter, reaching base safely in nine of his first 10 guest plate appearances (five hits, four walks) a backup for seven-time batting champ Rod Carew at first base. **1983:** Voted Angels' "rookie-of-the-year" by the Anaheim-Los Angeles chapter of the Baseball Writers Association of America tied club record by hitting a pair of grand slam home runs as a rookie, the first off Detroit's Bob James April 27 and the second off Cleveland's Len Barker May 28. **1981:** Made major league debut after an outstanding season at "AAA" Salt Lake City hit .269 in 15 games and notched his first big league home run.

Minor League Highlights: Started pro career at "Rookie" Idaho Falls of the Pioneer League in 1977 hit at least .285 in his first five years of pro ball and made it to the major leagues at the conclusion of his fifth season (1981) won the Texas League batting crown with a .370 mark at "AA" El Paso in 1980 a .354 season at "AAA" Salt Lake City in 1981 helped to propel him to the major leagues compiled a .326 (745-2288) batting average in his first six years of minor league play (1977-82).

YEAR CLUB	AVG	G	AB	R	H	TB	2B	3B	HR	GW										
										RBI	RBI	SHS	HF	HB	BB	SO	SB	CS	E	
1977 Idaho Falls	.310	49	158	34	49	61	10	1	0	24	—	0	4	3	20	31	5	1	7	
1978 Quad Cities	.285	126	466	88	133	239	35*	7	19	86	—	0	3	3	44	101	5	1	16	
1979 Salinas	.288	108	365	60	105	167	17	6	11	50	—	2	4	1	42	80	7	4	7	
1980 El Paso	.370*	136*	506	95	187*	296*	48*	8	15	87	—	2	2	7	80	78	17	6	16	
1981 Salt Lake City	.354	108	410	91	145	224	24	8	13	74	5	0	1	2	55	65	2	2	6	
CALIFORNIA	.269	15	52	6	14	20	1	1	1	7	0	0	0	0	1	10	0	0	0	
1982 Spokane	.329	98	383	64	126	194	33	10	5	73	9	0	6	0	31	28	4	4	11	
CALIFORNIA	.154	12	13	0	2	2	0	0	0	2	1	0	0	0	2	1	0	0	0	
1983 CALIFORNIA	.274	106	314	49	86	135	19	3	8	46	4	2	1	0	17	41	4	2	8	
1984 CALIFORNIA	.244	57	160	14	39	55	4	0	4	17	1	0	0	0	13	17	1	2	4	
1985 CALIFORNIA	.286	44	98	14	28	42	6	1	2	12	1	0	3	0	15	18	2	1	1	
Edmonton	.350	6	20	3	7	9	2	0	0	4	1	0	1	0	5	2	0	0	0	
Midland	.224	15	58	7	13	22	6	0	1	10	0	0	0	0	7	13	0	0	1	
1986 San Jose	.306	96	317	46	97	140	19	3	6	42	5	1	2	2	45	42	12	7	9	
1987 San Jose	.313	98	336	46	105	155	19	2	9	49	3	0	3	1	52	63	15	7	9	
Hawaii	.305	40	118	18	36	58	10	0	4	18	1	0	0	0	23	12	1	2	4	
A.L. TOTALS	.265	234	637	83	169	254	30	5	15	84	7	2	4	0	48	87	7	5	13	
M.L. TOTALS	.265	234	637	83	169	254	30	5	15	84	7	2	4	0	48	87	7	5	13	

* Led league

Carl Willis Pitcher/#64

Given name: Carl Blake Willis. **Opening Day age:** 27. **Born:** December 28, 1960, Danville, Va. **Bats/throws:** Left/right. **Height/weight:** 6-4/210. **Residence:** Chapel Hill, N.C. **First pro contract:** Detroit Tigers; selected 23rd round, June, 1983 free agent draft. **Sox acquisition:** Signed as free agent, January, 1988.

1987: Logged full season at "AAA" Nashville of the American Association made 53 relief appearances and owned a 6-4 record and five saves registered a 3.33 ERA in 83.2 innings.

Major League Highlights: Broke into the big leagues in 1984 with Detroit in second season of pro career. **1986:** Career-high 29 appearances, all in relief, with the Reds 1-3 record and 4.47 ERA. **1985:** Eleven relief efforts for the Reds with a 1-0 record and one save. **1984:** Posted an 0-2 record in 10 appearances (two starts) during two stints with the World Series champion Detroit Tigers shipped to Cincinnati September 1 to complete an earlier deal for pitcher Bill Scherrer five of seven relief appearances with the Reds were scoreless efforts earned first save against Houston September 22.

Minor League Highlights: Rapid rise through the Tigers' farm system after being drafted in June, 1983, worked just twice at "A" Bristol of the Appalachian League before being moved to "A" Lakeland fired 9.2 scoreless innings of relief in four outings at Lakeland and notched a 3-0 record promoted to "AA" Birmingham of the Southern League to finish the '83 season owned a 3-1 record, two saves and a 3.98 ERA in 14 outings, all in relief enjoyed fine second season at "AAA" Evansville in 1984 accumulated 16 saves and a 5-3 record in 40 appearances for the Triplets the 16 saves were third most in the American Association opened '85 season at "AAA" Denver of the American Association and recorded a 4-4 mark with eight saves 1-3 with eight more saves in '86 at Denver before promotion to Reds.

YEAR CLUB	W-L	PCT.	ERA	G	GS	CG	SHO	SV	IP	H	R	ER	HR	HB	BB-1	SO	WP	BK
1983 Bristol	0-1	.000	3.38	2	0	0	0	0	2.2	0	1	1	0	0	4-1	3	0	0
Lakeland	3-0	1.000	0.00	4	0	0	0	0	9.2	6	0	0	0	0	5-1	7	0	0
Birmingham	3-1	.750	3.98	14	0	0	0	2	20.1	16	9	9	0	0	7-0	13	2	0
1984 Evansville	5-3	.625	3.73	40	1	0	0	16	60.1	59	26	25	5	0	20-2	27	3	3
DETROIT	0-2	.000	7.31	10	2	0	0	0	16.0	25	13	13	1	0	5-2	4	0	0
CINCINNATI	0-1	.000	3.72	7	0	0	0	1	9.2	8	4	4	1	0	2-0	3	0	0
1985 Denver	4-4	.500	4.15	37	1	0	0	8	78.0	82	39	36	7	1	30-2	27	8	1
CINCINNATI	1-0	1.000	9.22	11	0	0	0	1	13.2	21	18	14	3	0	5-0	6	1	0
1986 Denver	1-3	.250	4.68	20	1	0	0	8	32.2	29	22	17	3	1	16-1	16	2	1
CINCINNATI	1-3	.250	4.47	29	0	0	0	0	52.1	54	29	26	4	1	32-9	24	3	1
1987 Nashville	6-4	.600	3.33	53	0	0	0	5	83.2	97	39	31	5	2	30-5	54	7	0
A.L. TOTALS	0-2	.000	7.31	10	2	0	0	0	16.0	25	13	13	1	0	5-2	4	0	0
N.L.	2-4	.333	5.23	47	0	0	0	2	75.2	83	51	44	8	1	39-9	33	4	1
M.L. TOTALS	2-6	.250	5.60	57	2	0	0	2	91.2	108	64	57	9	1	44-11	37	4	1

Mike Woodard Infielder/#59

Given name: Michael Cary Woodard. **Opening Day age:** 28. **Born:** March 2, 1969, Melrose Park, Ill. **Bats/throws:** Left/right. **Height/weight:** 5-9/160. **Residence:** Maywood, Ill. **First pro contract:** Oakland Athletics; selected in fourth round, June, 1978 free agent draft. **Sox acquisition:** Signed as free agent, January, 1988.

1987: Opened season at "AAA" Phoenix of the Pacific Coast League and was recalled by San Francisco for the first time May 2 returned to Phoenix May 20 but was back with the Giants May 28 sent back to Phoenix June 4 and was eventually released by the Firebirds signed with Tucson of the PCL, Houston's top affiliate, and finished the season there most success at Tucson where he hit .289 with 22 RBI and 15 stolen bases in 59 games appeared in 10 games with San Francisco and hit .211 with four hits in 19 official at bats.

(Mike Woodard continued)

Major League Highlights: Hit safely in his first 13 major league games spent portions of the last three seasons with the Giants. **1986:** Three different stints with the Giants first major league home run off San Diego's Dane Iorg at San Francisco June 23 in Giants' 18-1 romp successful in seven of nine stolen base attempts. **1985:** Made major league debut in first game of a twin bill at Houston September 11 first big league start in the second game of the doubleheader and collected three hits, including two in first two major league at bats.

Minor League Highlights: Began pro career at "A" Bend of the Northwest League in 1978 hit a career-high .342 in that initial season, third-best in the league reached "AA" West Haven in 1980 and the "AAA" level at Tacoma in 1983 stole a career-high 61 bases at "A" Modesto of the California League in 1979 injured in a collision at second base July 9, 1980 and was disabled for the rest of the season fourth in the Eastern League with 41 steals in 1981 led the Eastern League with 54 thefts in 1982 despite being disabled for a month promoted to "AAA" for the first time in 1983 and played second base, shortstop, and third base for Tacoma hit .354 with 11 stolen bases in 23 games at "AA" Albany before earning promotion to Tacoma in 1984 signed with Giants' organization as a six-year free agent following the 1984 season set a Phoenix record in 1985 with 185 base hits, tops in the PCL started season with a 12-game hitting streak and finished eighth in the league batting race with a .316 mark selected to the PCL all-star team hit .319 in 62 games between trips to San Francisco in 1986.

YEAR	CLUB	AVG	G	AB	R	H	TB	2B	3B	HR	RBI	GW		SH	SF	HB	BB	SO	SB	CS	E
												RBI	RBI								
1978	Bend	.342	62	231	45	79	89	8	1	0	12	—	3	0	1	33	29	19	15	20	
1979	Modesto	.288	118	431	90	124	144	8	3	2	31	—	3	2	1	70	37	61	17	30	
1980	Modesto	.298	73	289	52	86	96	8	1	0	32	—	1	1	3	40	18	35	9	19	
	West Haven	.000	6	13	2	0	0	0	0	0	0	—	3	0	0	3	2	1	0	2	
1981	West Haven	.225	133	427	59	96	114	9	3	1	25	4	10	3	2	43	34	41	23	19	
1982	West Haven	.273	104	348	55	95	113	13	1	1	43	4	4	2	2	35	31	54	13	13	
1983	Tacoma	.241	122	323	45	78	87	7	1	0	27	2	4	3	0	35	17	25	8	12	
1984	Albany	.354	23	96	19	34	36	2	0	0	9	4	0	1	0	12	5	11	0	6	
	Tacoma	.274	95	325	47	89	104	8	2	1	17	1	7	1	3	32	20	24	11	6	
1985	Phoenix	.316	140	573	85	181*	224	16	9	3	63	6	5	7	0	51	42	33	14	15	
	SAN FRANCISCO	.244	24	82	12	20	21	1	0	0	9	0	1	0	0	4	3	6	1	1	
1986	Phoenix	.319	62	248	45	79	90	7	2	0	27	6	6	2	1	19	16	10	3	8	
	SAN FRANCISCO	.253	48	79	14	20	27	2	1	1	5	1	1	0	0	10	9	7	2	2	
1987	Phoenix	.201	45	169	24	34	40	6	0	0	14	3	2	2	2	18	10	8	3	5	
	SAN FRANCISCO	.211	10	19	0	4	5	1	0	0	1	0	0	0	0	1	0	0	0	0	
	Tucson	.289	59	211	32	61	75	4	5	0	22	2	3	0	1	29	20	15	5	13	
N.L. TOTALS		.244	82	180	26	44	53	4	1	1	15	1	2	0	0	14	13	13	3	3	
M.L. TOTALS		.244	82	180	26	44	53	4	1	1	15	1	2	0	0	14	13	13	3	3	

* Led league

1987 REVIEW



Carlton Fisk logged his 300th home run and 1,000th RBI in 1987.

STANDINGS

Final Standings

West Division	W	L	Pct.	GB
Minnesota Twins	85	77	.525	—
Kansas City Royals	83	79	.512	2
Oakland Athletics	81	81	.500	4
Seattle Mariners	78	84	.481	7
<i>Chicago White Sox</i>	<i>77</i>	<i>85</i>	<i>.475</i>	<i>8</i>
California Angels	75	87	.463	10
Texas Rangers	75	87	.463	10

East Division	W	L	Pct.	GB
Detroit Tigers	98	64	.605	—
Toronto Blue Jays	96	66	.593	2
Milwaukee Brewers	91	71	.562	7
New York Yankees	89	73	.549	9
Boston Red Sox	78	84	.481	20
Baltimore Orioles	67	95	.414	31
Cleveland Indians	61	101	.377	37

All-Star Game Standings

West Division	W	L	Pct.	GB
Minnesota Twins	49	40	.551	—
Oakland Athletics	46	41	.529	2
Kansas City Royals	46	41	.529	2
California Angels	46	43	.517	3
Seattle Mariners	45	43	.511	3.5
Texas Rangers	41	45	.477	6.5
<i>Chicago White Sox</i>	<i>34</i>	<i>51</i>	<i>.400</i>	<i>13</i>

East Division	W	L	Pct.	GB
New York Yankees	55	34	.618	—
Toronto Blue Jays	51	36	.586	3
Detroit Tigers	48	37	.565	5
Milwaukee Brewers	42	43	.494	11
Boston Red Sox	41	47	.466	13.5
Baltimore Orioles	35	53	.398	19.5
Cleveland Indians	31	56	.356	23

Post-All-Star Game Standings

West Division	W	L	Pct.	GB
<i>Chicago White Sox</i>	<i>43</i>	<i>34</i>	<i>.558</i>	—
Kansas City Royals	37	38	.493	5
Minnesota Twins	36	37	.493	5
Oakland Athletics	35	40	.467	7
Texas Rangers	34	42	.447	8.5
Seattle Mariners	33	41	.446	8.5
California Angels	29	44	.397	12

East Division	W	L	Pct.	GB
Detroit Tigers	50	27	.649	—
Milwaukee Brewers	49	28	.636	1
Toronto Blue Jays	45	30	.600	4
Boston Red Sox	37	37	.500	11.5
New York Yankees	34	39	.466	14
Baltimore Orioles	32	42	.432	16.5
Cleveland Indians	30	45	.400	19

FACTS AND FIGURES

Won-Loss Breakdown

Versus West Division	Home		Road		Total	
	W	L	W	L	W	L
California Angels	3	3	2	5	5	8
Kansas City Royals	3	4	3	3	6	7
Minnesota Twins	4	3	2	4	6	7
Oakland Athletics	5	1	4	3	9	4
Seattle Mariners	4	3	2	4	6	7
Texas Rangers	4	2	3	4	7	6
Total Vs. West	23	16	16	23	39	39

Versus East Division	Home		Road		Total	
	W	L	W	L	W	L
Baltimore Orioles	0	6	4	2	4	8
Boston Red Sox	4	2	5	1	9	3
Cleveland Indians	4	2	3	3	7	5
Detroit Tigers	1	5	2	4	3	9
Milwaukee Brewers	2	4	4	2	6	6
New York Yankees	3	3	2	4	5	7
Toronto Blue Jays	1	5	3	3	4	8
Total Vs. East	15	27	23	19	38	46
Total Vs. A.L.	38	43	39	42	77	85

Miscellaneous

	Home		Road		Total	
	W	L	W	L	W	L
Shutouts	4	2	8	2	12	4
Extra Innings	4	3	4	6	8	9
One-Run Decisions	9	9	10	13	19	22
Vs. Left-handers	12	19	12	13	24	32
Vs. Right-handers	26	24	27	29	53	53
Grass Fields	38	43	29	28	67	71
Artificial Surfaces	0	0	10	14	10	14
Day Games	7	14	15	9	22	23
Night Games	31	29	24	33	55	62
Doubleheaders (1 split)	0	1	0	0	0	1

	Sox	Opp.
Double Plays	174	139
Triple Plays	0	0
Left On Base	1061	1099
Grand Slam Homers	1	4
Comiskey Park Homers	72	90
Road Homers	101	99

Sox Compared To A.L.

Batting	A.L. Leader	White Sox	Last In A.L.
Batting Average	Boston .278	13th .258	California .252
Runs Scored	Detroit 896	11th 748	Kansas City 715
Home Runs	Detroit 225	10th 173	Seattle 161
Runs Batted In	Detroit 840	11th 706	Kansas City 677
Stolen Bases	Milwaukee 176	5th 138	Baltimore 69
Walks	Detroit 653	14th 487	White Sox --
Fewest Strikeouts	Boston 825	11th 971	Texas 1081
Fewest GIDPs	Cleveland 103	7th 117	New York 150

Pitching	A.L. Leader	White Sox	Last In A.L.
ERA	Toronto 3.74	4th 4.30	Cleveland 5.28
Shutouts	Boston 13	2nd 12	Texas 3
Saves	New York 47	6th 37	Boston 16
HRs Allowed	Kansas City 128	7th 189	Baltimore 226
Walks Allowed	Seattle 497	6th 537	Texas 760
Strikeouts	Texas 1103	14th 792	White Sox --

HIGHS AND LOWS

Team

- Longest winning streak: 7 games, Sept. 24-Oct. 1.
- Longest losing streak: 7 games, May 6-13.
- Shortest game: 1:54, Sept. 13 at Seattle.
- Shortest game, nine innings, time: 1:54, Sept. 13 at Seattle.
- Longest game, nine innings, time: 3:47, May 31 vs. Boston.
- Longest game, extra inning, time: 5:36, July 11 at New York (15 innings).
- Longest game, innings: 15, July 11 at New York.
- Most runs, game: 17, July 5 at Cleveland and Oct. 3 vs. Oakland.
- Most runs, inning: 11, Oct. 3 vs. Oakland (5th).
- Largest margin of victory: 17, July 5 at Cleveland (17-0).
- Largest margin of defeat: 11, June 3 at Texas (14-3).
- Most runs, opponent, game: 15, May 9 vs. Baltimore (6-15).
- Most runs, opponent, inning: 10, Aug. 3 vs. Toronto (6th).
- Most strikeouts, one pitcher, opponent: 14, July 11 at New York, Guidry.
- Most hits, game: 21, July 5 at Cleveland.
- Most hits, opponent, game: 20, June 3 at Texas and Aug. 18 vs. Boston.
- Most extra-base hits, game: 9, June 1 at Texas and Sept. 16 vs. Minnesota.
- Most doubles, game: 7, Sept. 16 vs.; Minnesota.
- Most triples, game: 2, April 9 at Kansas City, June 16 at Seattle, Aug. 5 vs. Toronto, Sept. 20 vs. Seattle, and Oct. 3 vs. Oakland.
- Most home runs, game: 5, June 1 at Texas and June 2 at Texas.
- Most stolen bases, game: 5, July 25 vs. New York and Aug. 18 vs. Boston.
- Most walks, game: 9, April 25 vs. Toronto; May 10 vs. Baltimore, and May 17 vs. Texas.
- Most strikeouts, game: 19, July 11 at New York (15 innings).
- Most errors, game: 3, April 14 at Toronto, May 29 vs. Boston, June 12 vs. Minnesota, June 22 vs. Seattle, July 22 vs. Baltimore, Aug. 20 at Texas, Sept. 7 at Minnesota, and Sept. 23 at California.

Batters

- Most at bats, game: 7, Jerry Royster, Donnie Hill, and Ozzie Guillen, July 11 (15 innings) at New York.
- Most runs, game: 3, Greg Walker, June 1 at Texas; Walker, June 2 at Texas; Gary Redus, June 21 at Minnesota; Carlton Fisk, Daryl Boston, and Kenny Williams, June 23 vs. Seattle; Donnie Hill, June 30 vs. Oakland; Steve Lyons, July 3 at Cleveland; Fisk, Lyons, and Williams, July 5 at Cleveland; Ozzie Guillen, Aug. 7 vs. Milwaukee; Walker, Aug. 12 vs. Detroit; Fisk, Aug. 26 at Boston; Ivan Calderon, Sept. 14 vs. Minnesota; Hill, Sept. 15 vs. Minnesota; Harold Baines and Fred Manrique, Oct. 3 vs. Oakland.
- Most hits, game: 5, Ozzie Guillen, July 9 at New York.
- Most doubles, game: 3, Ivan Calderon, June 21 at Minnesota; Ozzie Guillen, Sept. 16 vs. Minnesota.
- Most triples, game: 1 by many.
- Most home runs, game: 2, Ivan Calderon, May 31 vs. Boston, Aug. 19 vs. Boston, and Sept. 27 at Oakland; Greg Walker, June 1 at Texas; Carlton Fisk, June 7 at California and July 26 at Boston; Daryl Boston, June 20 at Minnesota.
- Most grand slam home runs: 1, Greg Walker, June 2 at Texas.
- Most RBI, game: 6, Ivan Calderon, May 31 vs. Boston.
- Most stolen bases, game: 3, Ozzie Guillen, July 11 (15 innings) at New York.
- Most walks, game: 3, Greg Walker, April 25 vs. Toronto; Gary Redus, May 10 vs. Baltimore; Jerry Hairston, May 17 at Texas; Harold Baines, May 23 at Boston; Jerry Royster, June 3 at Texas; Daryl Boston, June 10 at Oakland, Greg Walker, July 18 vs. Cleveland; Jerry Hairston, Aug. 29 vs. Kansas City.
- Most errors, game: 2, Ozzie Guillen, May 13 vs. Cleveland; Guillen, May 29 vs. Boston; Guillen, June 15 at Seattle; Guillen, July 22 vs. Baltimore; Guillen, Aug. 8 vs. Milwaukee (second game); Kenny

Williams, Aug. 18 vs. Boston; Fred Manrique, Aug. 20 at Texas; Donnie Hill, Aug. 22 at Texas; Hill, Aug. 23 at Texas; Bobby Thigpen, Sept. 23 at California.

•Longest hitting streak: 18 games, Harold Baines, July 3-24.

Pitchers

- Fewest hits, game: 1, Floyd Bannister, Sept. 13 at Seattle.
- Most consecutive shutout innings: 17, Floyd Bannister, Sept. 8-18.
- Most strikeouts, game: 11, Jose DeLeon, April 15 vs. Toronto.
- Most walks, game: 7, Jose DeLeon, Aug. 31 vs. Kansas City.
- Most consecutive batters retired, game: 22, Richard Dotson, July 26 vs. New York.

Attendance

- Highest attendance, home game: 39,820, April 10 vs. Detroit (Opening Day).
- Highest attendance, road game: 45,528, July 11 at New York.
- Lowest attendance, home game: 7,431, Oct. 1 vs. Oakland.
- Lowest attendance, road game: 4,398, April 28 at Cleveland.
- Highest home attendance, two-date series: 41,042, April 20-21 vs. Milwaukee.
- Highest home attendance, three-date series: 76,636, July 24-26 vs. New York.

Low-Hit Games By White Sox

Date	Opponent	Home/Road Day/Night	Score	Pitcher	IP	H	R	ER	BB	SO	Dec.
One-Hit Game											
Sept. 13	Seattle	R/D	2-0	Bannister	9.0	1	0	0	0	10	W
Two-Hit Games											
May 5	New York	H/N	2-0	Long	9.0	2	0	0	0	5	W
May 23	Boston	R/D	9-1	Bannister	9.0	2	1	1	1	6	W
Sept. 9	Minnesota	R/N	1-2	Dotson	1.0	0	0	0	1	0	
				LaPoint	5.0	1	1	1	1	2	
				Winn	2.0	1	1	1	0	1	L
Sept. 27	Oakland	R/D	5-0	LaPoint	9.0	2	0	0	2	1	W
Three-Hit Games											
April 9	Kansas City	R/N	6-0	DeLeon	6.2	1	0	0	5	6	W
				Thigpen	2.1	2	0	0	0	0	SV
July 28	Detroit	R/N	1-3	Long	8.0	3	3	2	2	2	L
Sept. 25	Oakland	R/N	2-1 (10)	McDowell	7.0	2	0	0	3	7	
				Thigpen	3.0	1	1	1	1	3	W
Four-Hit Games											
April 15	Toronto	R/N	5-0	DeLeon	7.2	3	0	0	6	9	W
				Searage	1.1	1	0	0	0	0	SV
April 28	Cleveland	R/N	0-1	Davis	8.1	4	1	1	2	4	L
May 22	Boston	R/N	4-3	Dotson	7.1	4	3	3	4	6	
				Searage	0.1	0	0	0	0	0	
				Winn	0.1	0	0	0	0	0	W
				James	1.0	0	0	0	0	1	SV
June 4	California	R/N	2-3	DeLeon	7.0	3	3	2	3	1	L
				Searage	0.0	1	0	0	0	0	
				Winn	1.0	0	0	0	0	1	

Low-Hit Games Against White Sox

Date	Opponent	Home/Road Day/Night	Score	Pitcher	IP	H	R	ER	BB	SO	Dec.
One-Hit Game											
June 9	Oakland	R/N	3-8	Young	9.0	1	3	2	3	7	W
Two-Hit Games											
May 5	New York	H/N	2-0	Niekro	8.0	2	2	2	3	5	L
May 6	New York	H/N	1-6	Rhodry	9.0	2	1	1	3	6	W
Sept. 13	Seattle	R/D	2-0	Langston	9.0	2	2	2	3	9	L
Three-Hit Games											
May 15	Texas	H/N	5-0	Witt	4.0	2	4	4	6	6	L
				Meredith	0.1	1	1	0	0	1	
				Russell	0.2	0	0	0	1	0	
				Harris	2.0	0	0	0	1	4	
				Williams	1.0	0	0	0	0	1	
Aug. 15	Toronto	R/D	1-0	Clancy	8.0	2	1	1	3	4	L
				Musselman	1.0	1	0	0	0	1	
Aug. 20	Texas	R/N	1-5	Guzman	9.0	3	1	1	2	5	W
Four-Hit Games											
April 28	Cleveland	R/N	0-1	Schrum	9.0	4	0	0	0	1	W
June 17	Seattle	R/D	0-2	Bankhead	8.2	4	0	0	1	7	W
				Nunez	0.1	0	0	0	0	1	SV
Aug. 14	Toronto	R/N	2-3	Cerutti	8.0	4	2	2	1	7	W
				Henke	1.0	0	0	0	0	1	SV

DAY-BY-DAY

No.	Date	D/N H/R	Final Score	Winning Pitcher	Losing Pitcher	Rec.	Pos.	GA/GB	Attendance Home	Attendance Total
1	4/6	R/D	Sox 5, KC 4	Dotson	Jackson	1-0	1	1/2		
2	4/8	R/N	KC 9, Sox 3	Leibrandt	Bannister	1-1	2T	1		
3	4/9	R/N	Sox 6, KC 0	DeLeon	Gubicza	2-1	2T	1		
4	4/10	H/D	Det 11, Sox 4	Tanana	Allen	2-2	3T	2	39,820	39,820
5	4/11	H/N	Det 7, Sox 1	Morris (C)	Dotson	2-3	3T	2	13,101	52,921
6	4/12	H/D	Det 7, Sox 1	Robinson	Davis	2-4	4T	3	13,245	66,166
7	4/14	R/N	Tor 4, Sox 3 (13)	Eichhorn (R)	McKeon (R)	2-5	5	3 1/2		
8	4/15	R/N	Sox 5, Tor 0	DeLeon	Stieb	3-5	4	3 1/2		
9	4/17	R/N	Det 3, Sox 1	Tanana	Dotson (C)	3-6	5	3 1/2		
*10	4/18	R/D	Det 3, Sox 2	King (R)	Thigpen (R)	3-7	5	4 1/2		
11	4/19	R/D	Sox 7, Det 2	Bannister (C)	Peiry	4-7	5	3 1/2		
12	4/20	H/N	Milw 5, Sox 4	Crim (R)	DeLeon	4-8	5	4 1/2	24,019	90,185
13	4/21	H/N	Sox 7, Milw 1	Davis	Ciardi	5-8	5	4 1/2	17,023	107,208
	4/22	H/N	Sox-Brewers ppd. rain							
14	4/24	H/N	Tor 4, Sox 2 (10)	Eichhorn (R)	James (R)	5-9	5	4 1/2	9,898	117,106
15	4/25	H/N	Sox 5, Tor 4	James (R)	Eichhorn (R)	6-9	5	4 1/2	18,851	135,957
16	4/26	H/D	Tor 5, Sox 2	Key	DeLeon	6-10	5	4 1/2	20,443	156,400
17	4/28	R/N	Cleve 1, Sox 0	Schrom (C)	Davis	6-11	7	4 1/2		
18	4/29	R/N	Cleve 6, Sox 5	Yett (R)	James (R)	6-12	7	4 1/2		
19	5/1	R/N	Sox 5, Balt 1	Bannister (C)	McGregor	7-12	7	4 1/2		
20	5/2	R/N	Sox 7, Balt 3	DeLeon	Flanagan	8-12	7	4 1/2		
21	5/3	R/D	Sox 4, Balt 3	Thigpen (R)	Bodicker	9-12	6	3 1/2		
22	5/4	H/N	NY 6, Sox 1	Hudson (C)	Dotson	9-13	6	4	13,467	169,867
23	5/5	H/N	Sox 2, NY 0	Long (C)	Niekro (C)	10-13	6	3	16,341	186,208
24	5/6	H/N	NY 4, Sox 1	Rhoden (C)	Bannister	10-14	6T	4	13,737	199,945
25	5/8	H/N	Balt 7, Sox 6	Dixon (R)	Searage (R)	10-15	6T	4	16,767	216,712
26	5/9	H/N	Balt 15, Sox 6	Schmidt (R)	McKeon (R)	10-16	6T	5	18,175	234,887
27	5/10	H/D	Balt 6, Sox 4	Bell	Dotson	10-17	7	5	13,566	248,453
28	5/11	R/N	NY 3, Sox 2	Rhoden	Bannister	10-18	7	6		
29	5/12	R/N	NY 5, Sox 4 (13)	Guante (R)	Thigpen (R)	10-19	7	6		
30	5/13	H/N	Cleve 7, Sox 5	Schrom	DeLeon	10-20	7	7	11,834	260,287
31	5/14	H/N	Sox 4, Cleve 3	Thigpen (R)	Yett (R)	11-20	7	6 1/2	9,115	269,402
32	5/15	H/N	Sox 5, Tex 0	Dotson (C)	Witt	12-20	7	6	11,969	281,371
33	5/16	H/N	Tex 7, Sox 2	Mohoric (R)	Winn (R)	12-21	7	7	24,851	306,222
34	5/17	H/D	Sox 8, Tex 5	McKeon (R)	Harris (R)	13-21	7	7	15,940	322,162
Exh.	5/18	H/N	Sox 10, Cubs 6	Cianella	Lancaster	—	—	—	42,006	—
35	5/19	R/N	Sox 5, Milw 1	DeLeon	Higuera (C)	14-21	7	7 1/2		
36	5/20	R/D	Milw 5, Sox 1	Nieves	Davis	14-22	7	7 1/2		
37	5/22	R/N	Sox 4, Bos 3	Winn (R)	Clemens	15-22	7	7 1/2		
38	5/23	R/D	Sox 9, Bos 1	Bannister (C)	Nipper	16-22	7	6 1/2		
39	5/24	R/D	Sox 4, Bos 1 (10)	Searage (R)	Stanley	17-22	6	6 1/2		
40	5/25	H/N	KC 6, Sox 1	Sagerhagen (C)	Davis	17-23	6	7 1/2	11,259	333,421
41	5/26	H/N	KC 5, Sox 4	Jackson	Long	17-24	6	8 1/2	13,343	346,764
42	5/27	H/N	Sox 3, KC 2	Dotson	Leibrandt	18-24	6	7 1/2	15,803	362,567
43	5/29	H/N	Sox 8, Bos 6	Winn (R)	Stanley	19-24	6	6 1/2	18,805	381,372
*44	5/30	H/D	Sox 3, Bos 2 (10)	James (R)	Gardner (R)	20-24	5	6 1/2	19,053	400,425
45	5/31	H/D	Bos 10, Sox 9	Schiraldi (R)	Searage (R)	20-25	5	6 1/2	21,138	421,563
46	6/1	R/N	Tex 11, Sox 9 (12)	Mohoric (R)	Davis (R)	20-26	6	7 1/2		
47	6/2	R/N	Sox 15, Tex 5	Long	Hough	21-26	5	5 1/2		
48	6/3	R/N	Tex 14, Sox 3	Guzman (R)	Bannister	21-27	5T	5 1/2		
49	6/4	R/N	Calif 3, Sox 2	Lazorko (C)	DeLeon	21-28	6T	6 1/2		
50	6/5	R/N	Calif 6, Sox 4	Candelaria	Allen	21-29	7	6 1/2		
51	6/6	R/D	Calif 2, Sox 1	Witt (C)	James (R)	21-30	7	7 1/2		
52	6/7	R/D	Sox 4, Calif 0	Long (C)	Fraser (C)	22-30	6T	7 1/2		
53	6/8	R/N	Oak 9, Sox 3	Ontiveros	Bannister	22-31	6T	7 1/2		
54	6/9	R/N	Oak 8, Sox 3	Young (C)	DeLeon	22-32	7	7 1/2		
55	6/10	R/D	Oak 5, Sox 2	Eckersley (R)	Allen	22-33	7	8 1/2		
	6/11	H/N	Sox-Twins ppd. rain							
56	6/12-1	H/N	Minn 5, Sox 2	Viola	Long	22-34	—	—		
57	6/12-2	H/N	Minn 7, Sox 4	Berenguer (R)	Nielsen	22-35	7	10 1/2	18,906	440,469
58	6/13	H/N	Sox 6, Minn 2	Dotson	Straker	23-35	7	9 1/2	28,087	468,556
59	6/14	H/D	Minn 6, Sox 3	Niekro	DeLeon	23-36	7	10 1/2	17,334	485,890
60	6/15	R/N	Sea 8, Sox 2	Guertlerman	Bannister	23-37	7	11 1/2		
61	6/16	R/N	Sea 8, Sox 6	Wilkinson (R)	Winn (R)	23-38	7	12 1/2		
62	6/17	R/D	Sea 2, Sox 0	Bankhead	Long (C)	23-39	7	12 1/2		
63	6/19	R/N	Minn 7, Sox 6	Reardon (R)	Winn (R)	23-40	7	13 1/2		
64	6/20	R/N	Sox 10, Minn 5	DeLeon	Blyleven	23-40	7	12 1/2		
65	6/21	R/D	Minn 8, Sox 6	Berenguer (R)	Winn (R)	24-41	7	13 1/2		
66	6/22	H/N	Sea 3, Sox 0	Moore	Nielsen	24-42	7	14	11,873	497,763
67	6/23	H/N	Sox 13, Sea 3	Long	Bankhead	25-42	7	14	13,408	511,171
68	6/24	H/N	Sea 10, Sox 7	Langston	Dotson	25-43	7	15	13,070	524,241
69	6/26	H/N	Calif 3, Sox 1	Reuss	DeLeon	25-44	7	15 1/2	19,086	543,327
70	6/27	H/D	Calif 3, Sox 1	Witt	Bannister (C)	25-45	7	15	15,998	559,325
71	6/28	H/D	Calif 13, Sox 3	Fraser (C)	Long	25-46	7	15	15,268	574,593
72	6/29	H/N	Sox 5, Oak 2	Dotson (C)	Young	26-46	7	14	14,320	588,913
73	6/30	H/N	Sox 12, Oak 3	Nielsen	Rijo	27-46	7	14	10,559	599,472
74	7/1	H/N	Sox 5, Oak 3	Winn (R)	Howell (R)	28-46	7	13	13,133	612,605
75	7/2	R/N	Cleve 2, Sox 1 (11)	Jones (R)	James (R)	28-47	7	13		
76	7/3	R/N	Sox 14, Cleve 9	Winn (R)	Stewart (R)	29-47	7	13		
77	7/4	R/D	Sox 3, Cleve 2	Dotson	Bailes	30-47	7	13		
78	7/5	R/D	Sox 17, Cleve 0	Nielsen (C)	Niekro	31-47	7	13		
79	7/6	R/N	Balt 4, Sox 1	Griffin	DeLeon	31-48	7	14		
80	7/7	R/N	Sox 9, Balt 3	Bannister	Habyan	32-48	7	13		
81	7/8	R/N	Balt 6, Sox 5 (10)	Bodicker (C)	Winn (R)	32-49	7	13		
82	7/9	R/N	Sox 6, NY 3	Dotson	Tewksbury	33-49	7	13		
83	7/10	R/N	NY 9, Sox 5	Rasmussen	Nielsen	33-50	7	13		
84	7/11	R/D	Sox 5, NY 2 (15)	Long (R)	Clements (R)	34-50	7	13		
85	7/12	R/D	NY 6, Sox 2	John	Bannister	34-51	7	13		
86	7/16	H/D	Cleve 4, Sox 3	Bailes	Dotson (C)	34-52	7	13	14,752	627,357
87	7/17	H/N	Sox 4, Cleve 3	James (R)	Jones (R)	35-52	7	13	19,446	646,803
88	7/18	H/N	Sox 6, Cleve 3	Thigpen (R)	Candioti	36-52	7	13	21,866	668,669
89	7/19	H/D	Sox 9, Cleve 7	Nielsen (R)	Carlton	37-52	7	12	14,078	682,747
90	7/20	H/N	Balt 4, Sox 1 (5-R)	Griffin	Allen	37-53	7	12	17,364	700,111
91	7/21	H/N	Balt 11, Sox 6	Williamson (R)	Long (R)	37-54	7	13	12,789	712,900

No.	Date	H/R	Final Score	Pitcher Winning	Losing Pitcher	Rec.	Pos.	GA/GB	Attendance	
									Home	Total
92	7/22	H/N	Balt 10, Sox 5	Habyan (R)	DeLeon	37-55	7	14	12,780	725,680
93	7/24	H/N	Sox 5, NY 2	Bannister	Trout	38-55	7	12 1/2	27,441	753,121
*94	7/25	H/D	Sox 3, NY 2	Searage (R)	Clements (R)	39-55	7	12 1/2	26,433	779,554
95	7/26	H/D	NY 5, Sox 2	Gudry	Dotson	39-56	7	12 1/2	22,762	802,316
*96	7/27	R/N	Det 4, Sox 1	Tanana (C)	Nielsen	39-57	7	13 1/2		
97	7/28	R/N	Det 3, Sox 1	Robinson (C)	Long (C)	39-58	7	13 1/2		
98	7/29	R/N	Sox 4, Det 0	Bannister (C)	Morris (C)	40-58	7	12 1/2		
99	7/30	R/N	Milw 6, Sox 1	Knudson	Allen	40-59	7	13		
100	7/31	R/N	Sox 8, Milw 6	Dotson	Higuera	41-59	7	12		
101	8/1	R/N	Sox 3, Milw 2	LaPoint	Wegman (C)	42-59	7	12		
102	8/2	R/D	Sox 7, Milw 3	Long	Bosio	43-59	7	11		
103	8/3	H/N	Tor 14, Sox 5	Musselman (R)	Bannister	43-60	7	12	12,193	814,509
104	8/4	H/N	Tor 4, Sox 1	Cerutti	Allen	43-61	7	12	13,319	827,828
105	8/5	H/N	Tor 3, Sox 2	Key	Dotson (C)	43-62	7	12	13,360	841,188
106	8/7	H/N	Milw 7, Sox 4 (10)	Clear (R)	Thigpen (R)	43-63	7	13 1/2	22,648	863,836
107	8/8-1	H/N	Milw 5, Sox 3	Burris	DeLeon	43-64	-	-		
108	8/8-2	H/N	Sox 8, Milw 6	Bannister	Bosio	44-64	7	14	18,993	882,829
109	8/9	H/D	Milw 8, Sox 4	Nieves	Allen	44-65	7	15	15,498	898,327
110	8/10	H/N	Sox 8, Det 4	Dotson	Terrell	45-65	7	14 1/2	16,068	914,395
111	8/11	H/N	Det 9, Sox 6	Tanana	Nielsen	45-66	7	15 1/2	14,567	928,962
112	8/12	H/D	Det 8, Sox 7	Hernandez (R)	Thigpen (R)	45-67	7	15 1/2	16,438	945,400
113	8/13	R/N	Sox 10, Tor 3	Bannister (C)	Niekro	46-67	7	14 1/2		
114	8/14	R/N	Tor 3, Sox 2	Cerutti	DeLeon (C)	46-68	7	15 1/2		
115	8/15	R/D	Sox 1, Tor 0	Dotson (C)	Clancy	47-68	7	15 1/2		
116	8/16	R/D	Tor 6, Sox 4	Eichhorn (R)	Searage (R)	47-69	7	16 1/2		
117	8/17	H/N	Sox 2, Bos 1	LaPoint	Sellers	48-69	7	16 1/2	16,362	961,762
118	8/18	H/N	Bos 14, Sox 8	Nipper	Bannister	48-70	7	16 1/2	13,064	974,826
119	8/19	H/N	Sox 8, Bos 3	DeLeon	Hurst	49-70	7	15 1/2	14,275	989,101
120	8/20	R/N	Tex 5, Sox 1	Guzman (C)	Dotson (C)	49-71	7	15 1/2		
121	8/21	R/N	Sox 5, Tex 1	Long (C)	Kilgus	50-71	7	14 1/2		
122	8/22	R/N	Tex 8, Sox 6	Hough	LaPoint	50-72	7	14 1/2		
123	8/23	R/N	Sox 8, Tex 1	Bannister (C)	Russell	51-72	7	13 1/2		
124	8/24	R/N	Sox 6, Bos 3	DeLeon	Hurst	52-72	7	13 1/2		
125	8/25	R/N	Bos 7, Sox 3	Crawford (R)	Dotson	52-73	7	13 1/2		
126	8/26	R/N	Sox 5, Bos 3	Long	Clemens	53-73	7	12 1/2		
127	8/28	H/N	KC 9, Sox 3	Leibrandt	LaPoint	53-74	7	12 1/2	13,484	1,002,585
128	8/29	H/N	Sox 7, KC 2	Bannister (C)	Gubicza	54-74	7	12 1/2	21,093	1,023,678
129	8/30	H/D	KC 11, Sox 7	Black	Dotson	54-75	7	13 1/2	21,319	1,044,997
130	8/31	H/N	Sox 5, KC 3	DeLeon	Jackson	55-75	7	13 1/2	9,166	1,054,163
131	9/1	H/N	Tex 6, Sox 4	Guzman	Long	55-76	7	13 1/2	7,866	1,062,029
132	9/2	H/N	Sox 5, Tex 0	LaPoint	Kilgus	56-76	7	13 1/2	9,293	1,071,322
133	9/3	H/N	Sox 5, Tex 2	Bannister	Witt	57-76	7	13	8,262	1,079,584
134	9/4	R/N	KC 6, Sox 2	Perez	Dotson	57-77	7	14		
135	9/5	R/N	KC 4, Sox 2	Jackson (C)	DeLeon (C)	57-78	7	15		
136	9/6	R/D	Sox 5, KC 4 (11)	Thigpen (R)	Davis (R)	58-78	7	14		
137	9/7	R/D	Minn 8, Sox 1	Bittinger	LaPoint	58-79	7	15		
138	9/8	R/N	Sox 4, Minn 3	Bannister	Blyleven (C)	59-79	7	14		
139	9/9	R/N	Minn 2, Sox 1	Viola (C)	Winn (R)	59-80	7	15		
140	9/11	R/N	Sox 5, Sea 1	DeLeon	Campbell	60-80	7	15		
141	9/12	R/N	Sea 12, Sox 2	Bankhead	Long	60-81	7	15		
142	9/13	R/D	Sox 2, Sea 0	Bannister (C)	Langston (C)	61-81	7	15		
143	9/14	H/N	Sox 8, Minn 2	LaPoint	Viola	62-81	7	14	7,898	1,087,482
144	9/15	H/N	Sox 6, Minn 2	McDowell	Niekro	63-81	7	13	7,947	1,095,429
145	9/16	H/N	Sox 15, Minn 10	DeLeon	Smithson	64-81	7	12	8,921	1,104,350
146	9/17	H/N	Sox 9, Sea 8	Thigpen (R)	Wilkinson (R)	65-81	7	11 1/2	11,709	1,116,059
147	9/18	H/N	Sea 1, Sox 0	Langston (C)	Bannister (C)	65-82	7	12 1/2	10,775	1,126,834
148	9/19	H/N	Sox 10, Sea 8	Thigpen (R)	Nuñez (R)	68-82	7	12 1/2	12,405	1,139,239
149	9/20	H/D	Sox 5, Sea 3	McDowell	Moore	67-82	7	12 1/2	9,294	1,148,533
150	9/21	R/N	Sox 5, Calif 3	DeLeon	Finley	68-82	7	12		
151	9/22	R/N	Calif 5, Sox 3	Witt	James (R)	68-83	7	13		
152	9/23	R/N	Calif 10, Sox 6	Minton	Thigpen (R)	68-84	7	14		
153	9/24	R/N	Sox 4, Oak 2	Bannister (C)	Davis	69-84	7	14		
154	9/25	R/N	Sox 2, Oak 1 (10)	Thigpen (R)	Eckersley	70-84	7	13		
155	9/26	R/D	Sox 3, Oak 2	James (R)	Plunk (R)	71-84	7	12		
156	9/27	R/D	Sox 5, Oak 0	LaPoint (C)	Honeycutt	72-84	7	12		
157	9/29	H/N	Sox 1, Calif 0	Bannister	Witt (C)	73-84	6T	11 1/2	7,554	1,156,087
158	9/30	H/N	Sox 5, Calif 2	Dotson	Reuss	74-84	5T	10 1/2	8,486	1,164,573
159	10/1	H/N	Sox 6, Calif 3	McDowell	Fraser	75-84	4T	10	7,431	1,172,004
160	10/2	H/N	Oak 4, Sox 3 (11)	Cadaret (R)	James (R)	75-85	5T	10	8,226	1,180,290
161	10/3	H/N	Sox 17, Oak 1	LaPoint (C)	Honeycutt	76-85	5	9	12,747	1,192,977
162	10/4	H/D	Sox 5, Oak 2	Bannister	Stewart	77-85	5	8	15,083	1,208,060

*NBC-TV

**ABC-TV

SOX SCRAPBOOK

White Sox right-hander LaMarr Hoyt holds the distinction of winning the Cy Young Award with the highest earned run average. Hoyt won the A.L.'s honor as the league's top pitcher in 1983, posting a 24-10 season for the A.L. West Division-champion White Sox despite a 3.66 ERA. The ERA ranked 17th in the league among pitchers working enough innings to qualify for the ERA title. Only two other Cy Young Award winners who qualified for the ERA crown failed to finish in the top 10 of their league ERA races. Both instances occurred in 1967 when Jim Lonborg of Boston captured the A.L. Cy Young Award with a 3.16 ERA, the 18th-best mark in the league, and Mike McCormick of the San Francisco Giants took the N.L. Cy Young trophy with a 2.85 ERA, the 16th-best figure in the league.

HITTING

Batting Category Leaders

Average	Ivan Calderon	.293
Hits	Ivan Calderon	159
Runs Batted In	Greg Walker	94
Game-Winning Runs Batted In	Carlton Fisk	17
Runs Scored	Ivan Calderon	93
Doubles	Ivan Calderon	38
Triples	Ozzie Guillen	7
Home Runs	Ivan Calderon	28
Multiple-Hit Games	Ivan Calderon	45
Extra-Base Hits	Ivan Calderon	68
Total Bases	Ivan Calderon	285
Slugging Percentage	Ivan Calderon	.526
On-Base Percentage	Ivan Calderon	.362
Games Played	Greg Walker	157
Walks	Greg Walker	75
Strikeouts	Greg Walker	112
Hit By Pitches	Kenny Williams	9
Sacrifice Bunts	Ozzie Guillen	13
Sacrifice Flies	Ozzie Guillen	8
Stolen Bases	Gary Redus	52
Caught Stealing	Gary Redus	11

Final Batting Statistics

Batter	Avg.	G	AB	R	H	2B	3B	HR	RBI-GW	SH-SF	HP	BB-IBB	SO	SB-CS	GDP	E
Baines	.293	132	505	59	148	26	4	20	93-10	0-2	1	46-2	82	0-0	12	0
Boston	.258	103	337	51	87	21	2	10	29-2	4-3	0	25-2	68	12-6	5	2
Calderon	.293	144	542	93	159	38	2	28	83-3	0-4	1	60-6	109	10-5	13	5
Fisk	.256	135	454	68	116	22	1	23	71-17	1-6	8	39-8	72	1-4	9	7
Guillen	.279	149	560	64	156	22	7	2	51-4	13-8	1	22-2	52	25-8	10	19
Hairston	.230	66	126	14	29	8	0	5	20-2	1-2	1	25-2	25	0-0	4	1
Hassey	.214	49	145	15	31	9	0	3	12-2	0-1	2	17-2	11	0-0	9	0
Hill	.239	111	410	57	98	14	6	9	46-8	4-4	1	30-1	35	1-0	11	14
Hulett	.217	68	240	20	52	10	0	7	28-3	5-2	0	10-1	41	0-2	6	9
Karkovice	.071	39	85	7	6	0	0	2	7-1	1-0	2	7-0	40	3-0	2	3
Keedy	.171	17	41	6	7	1	0	2	2-1	1-0	0	2-0	14	1-0	0	2
Lindsey	.188	9	16	2	3	0	0	0	1-0	2-1	0	0-0	3	0-0	2	0
Lyons	.280	76	193	26	54	11	1	1	19-3	4-1	0	12-0	37	3-1	4	4
Manrique	.258	115	298	30	77	13	3	4	29-2	9-3	1	19-1	69	5-3	4	7
Redus	.236	130	475	78	112	26	6	12	48-3	3-7	0	69-0	90	52-11	7	6
Royster	.240	55	154	25	37	11	0	7	23-3	2-2	1	19-1	28	2-1	2	2
Walker	.256	157	566	85	145	33	2	27	94-8	1-5	5	75-7	112	2-1	12	9
Williams	.281	116	391	48	110	18	2	11	50-4	3-1	9	10-0	83	21-10	5	6
White Sox	.258	162	5538	748	1427	283	36	173	706-76	54-52	33	487-35	971	138-52	117	116
Opponents	.259	162	5537	746	1436	226	38	189	723-84	50-29	35	537-28	792	98-51	136	125

Final Home Batting Statistics

Batter	Avg.	G	AB	R	H	2B	3B	HR	RBI-GW	SH-SF	HP	BB-IBB	SO	SB-CS	GDP	E
Baines	.312	66	253	35	79	15	3	12	52-7	0-2	1	16-1	37	0-0	8	0
Boston	.321	52	168	28	54	9	2	5	17-1	1-1	0	12-0	37	9-4	2	2
Calderon	.315	71	260	53	82	20	1	15	48-2	0-2	0	39-4	47	7-1	8	4
Fisk	.266	68	218	30	58	13	0	5	24-6	1-4	3	19-6	36	0-3	4	2
Guillen	.316	73	269	35	85	11	4	2	32-3	7-4	0	17-2	20	14-1	4	12
Hairston	.259	36	58	7	15	4	0	2	11-1	0-1	1	16-1	8	0-0	1	1
Hassey	.200	24	75	8	15	4	0	1	6-1	0-0	0	7-1	5	0-0	4	0
Hill	.254	56	201	29	51	11	4	1	19-3	0-2	1	14-1	11	1-0	7	3
Hulett	.161	34	112	8	18	3	0	3	10-1	3-1	0	4-1	21	0-0	4	6
Karkovice	.081	18	37	3	3	0	0	1	2-0	0-0	0	2-0	18	0-0	0	2
Keedy	.087	9	23	2	2	0	0	0	0-0	1-0	0	1-0	8	1-0	0	2
Lindsey	.154	8	13	2	2	0	0	0	1-0	1-1	0	0-0	2	0-0	2	0
Lyons	.280	38	107	13	30	6	0	0	12-2	2-1	0	6-0	23	0-0	3	2
Manrique	.305	58	141	20	43	7	3	2	19-1	3-2	0	13-1	29	3-1	2	3
Redus	.244	66	238	39	58	13	3	4	30-2	3-6	0	34-0	41	28-5	5	4
Royster	.225	31	80	10	18	8	0	3	11-0	2-2	1	10-1	13	2-0	0	1
Walker	.249	79	273	41	68	15	1	12	50-5	1-3	2	43-1	43	1-0	5	3
Williams	.326	55	193	31	63	13	1	4	27-2	1-1	4	6-0	37	11-5	2	5
White Sox	.274	81	2719	394	744	152	22	72	371-37	26-33	13	2597-20	436	77-20	61	62
Opponents	.270	81	2851	414	769	113	20	90	400-42	27-15	20	291-13	416	46-25	57	71

Final Road Batting Statistics

Batter	Avg.	G	AB	R	H	2B	3B	HR	RBI-GW	SH-SF	HP	BB-IBB	SO	SB-CS	GDP	E
Baines	.274	66	252	24	69	11	1	8	41-3	0-0	0	30-1	45	0-0	4	0
Boston	.195	51	169	23	33	12	0	5	12-1	3-2	0	13-2	31	3-2	3	0
Calderon	.273	73	282	40	77	18	1	13	35-1	0-2	1	21-2	62	3-4	5	1
Fisk	.246	67	236	38	58	9	1	18	47-11	0-2	5	20-2	36	1-1	5	5
Guillen	.244	76	291	29	71	11	3	0	19-1	6-4	1	5-0	32	11-7	6	7
Hairston	.206	30	68	7	14	4	0	3	9-1	1-1	0	9-1	17	0-0	3	0
Hassey	.229	25	70	7	16	5	0	2	6-1	0-1	2	10-1	6	0-0	5	0
Hill	.225	55	209	28	47	3	2	8	27-5	4-2	0	16-0	24	0-0	4	11
Hulett	.266	34	128	12	34	7	0	4	18-2	2-1	0	6-0	20	0-2	2	3
Karkovice	.063	21	48	4	3	0	0	1	5-1	1-0	2	5-0	22	3-0	2	1
Keedy	.278	8	18	4	5	1	0	2	2-1	0-0	0	1-0	6	0-0	0	0
Lindsey	.333	1	3	0	1	0	0	0	0-0	1-0	0	0-0	1	0-0	0	0
Lyons	.279	38	86	13	24	5	1	1	7-1	2-0	0	6-0	14	3-1	1	2
Manrique	.217	57	157	10	34	6	0	2	10-1	6-1	1	6-0	40	2-2	2	4
Redus	.228	64	237	39	54	13	3	8	18-1	0-1	0	35-0	49	24-6	2	2
Royster	.257	24	74	15	19	3	0	4	12-3	0-0	0	9-0	15	0-1	2	1
Walker	.263	78	293	44	77	18	1	15	44-3	0-2	3	32-6	69	1-1	7	6
Williams	.237	61	198	17	47	5	1	7	23-2	2-0	5	4-0	46	10-5	3	1
White Sox	.242	81	2819	354	683	131	14	101	335-39	28-19	20	228-15	535	61-32	56	54
Opponents	.248	81	2686	332	667	113	18	99	323-42	23-14	15	246-15	376	52-26	79	54

Final Designated Hitting Statistics

Batter	Avg.	G	AB	R	H	2B	3B	HR	RBI-GW	SH-SF	HP	BB-IBB	SO	SB-CS	GDP	E
Baines	.290	117	466	56	135	23	4	19	89-10	0-2	1	42-1	75	0-0	10	0
Boston	.200	5	5	4	1	1	0	0	0-0	0-0	0	0-0	1	0-0	0	0
Calderon	.167	3	6	1	1	0	0	0	2-0	0-0	0	3-0	3	1-0	0	0
Fisk	.154	7	26	4	4	0	1	0	3-0	0-0	1	3-0	4	0-0	0	0
Hairston	.286	13	42	8	12	5	0	1	4-0	0-0	1	11-1	6	0-0	0	0
Hassey	.190	18	63	5	12	4	0	1	5-0	0-0	1	5-1	8	0-0	1	0
Hill	.000	1	4	0	0	0	0	0	0-0	0-0	0	0-0	0	0-0	0	0
Karkovice	—	1	0	0	0	0	0	0	0-0	0-0	0	0-0	0	0-0	0	0
Keedy	—	1	0	0	0	0	0	0	0-0	1-0	0	0-0	0	0-0	0	0
Lyons	.000	6	1	0	0	0	0	0	0-0	0-0	0	0-0	0	0-0	0	0
Manrique	—	5	0	1	0	0	0	0	0-0	0-0	0	0-0	0	0-1	0	0
Redus	.500	4	6	1	3	0	0	0	0-0	0-0	0	0-0	0	0-1	0	0
Royster	.214	4	14	2	3	2	0	1	1-0	0-0	0	0-0	4	0-0	0	0
Walker	.333	3	9	1	3	0	0	1	1-0	0-0	0	0-0	2	0-0	0	0

Final Pinch Hitting Statistics

Batter	Avg.	G	AB	R	H	2B	3B	HR	RBI-GW	SH-SF	HP	BB-IBB	SO	SB-CS	GDP	E
Baines	.333	9	9	0	3	1	0	1	2-0	0-0	0	0-0	0	0-0	1	0
Boston	.200	10	10	0	2	0	1	0	0-0	0-0	0	0-0	2	0-0	0	0
Calderon	.000	1	1	0	0	0	0	0	0-0	0-0	0	0-0	1	0-0	0	0
Fisk	.250	14	12	0	3	0	0	0	2-0	0-0	0	2-2	5	0-0	0	0
Guillen	.500	2	2	0	1	0	0	0	0-0	0-0	0	0-0	0	0-0	0	0
Hairston	.250	39	32	0	8	1	0	2	10-1	0-2	0	5-1	6	0-0	1	0
Hassey	.000	8	6	0	0	0	0	0	0-0	0-0	0	2-0	1	0-0	0	0
Hill	.333	3	3	0	1	0	0	0	0-0	0-0	0	0-0	0	0-0	0	0
Lyons	.000	4	4	0	0	0	0	0	0-0	0-0	0	0-0	0	0-0	0	0
Manrique	.000	1	1	0	0	0	0	0	0-0	0-0	0	0-0	1	0-0	0	0
Redus	—	1	0	0	0	0	0	0	0-0	0-0	0	1-0	0	0-0	0	0
Royster	.000	9	4	0	0	0	0	0	1-0	0-1	0	3-0	1	0-0	0	0
Walker	.000	4	4	0	0	0	0	0	0-0	0-0	0	0-0	1	0-0	0	0
Williams	.000	1	1	0	0	0	0	0	0-0	0-0	0	0-0	0	0-0	0	0

Pitching Category Leaders

Wins	Floyd Bannister	16
Losses	Jose DeLeon	12
	Richard Dotson	
Earned Run Average	Bobby Thigpen	2.73
Games	Ray Searage	58
Starts	Floyd Bannister	34
Complete Games	Floyd Bannister	11
Shutouts	Floyd Bannister	2
	Richard Dotson	
	Bill Long	
Saves	Bobby Thigpen	16
Innings	Floyd Bannister	228.2
Hits Allowed	Floyd Bannister	216
Runs Allowed	Richard Dotson	109
Earned Runs Allowed	Richard Dotson	98
Home Runs Allowed	Floyd Bannister	38

(Pitching Category Leaders continued)

Walks	Jose DeLeon	97
Fewest Walks	Bill Long	28
Strikeouts	Jose DeLeon	153
Wild Pitches	Jose DeLeon	6
Hit Batsmen	Jose DeLeon	10

Final Pitching Statistics

Pitcher	ERA	W	L	G	GS	CG	SHO	SV	IP	H	R	ER	HR	BB-IBB	SO
Allen	7.07	0	7	15	10	0	0	0	49.2	74	40	39	6	26-0	26
Bannister	3.58	16	11	34	34	11	2	0	228.2	216	100	91	38	49-0	124
Citarella	7.36	0	0	5	0	0	0	0	11.0	13	9	9	4	4-0	9
Clark	2.41	0	0	11	0	0	0	0	18.2	19	5	5	1	8-0	8
Davis	5.73	1	5	13	9	1	0	0	55.0	56	35	35	7	29-1	25
Deleon	4.02	11	12	33	31	2	0	0	206.0	177	106	92	24	97-4	153
Dotson	4.17	11	12	31	31	7	2	0	211.1	201	109	98	24	86-2	114
James	4.67	4	6	43	0	0	0	10	54.0	54	32	28	10	17-6	34
Lapoint	2.94	6	3	14	12	2	1	0	82.2	69	29	27	7	31-0	43
Long	4.37	8	8	29	23	5	2	1	169.0	179	85	82	20	28-1	72
McDowell	1.93	3	0	4	4	0	0	0	28.0	16	6	6	1	6-0	15
McKeon	9.43	1	2	13	0	0	0	0	21.0	27	22	22	8	15-0	14
Nielsen	6.24	3	5	19	7	1	1	2	66.1	83	48	46	9	25-1	23
Pawlowski	4.91	0	0	2	0	0	0	0	3.2	7	2	2	0	3-0	2
Peterson	13.50	0	0	1	1	0	0	0	4.0	8	6	6	1	3-0	1
Searage	4.20	2	3	58	0	0	0	2	55.2	56	28	26	9	24-3	33
Thigpen	2.73	7	5	51	0	0	0	16	89.0	86	30	27	10	24-5	52
Winn	4.79	4	6	56	0	0	0	6	94.0	95	54	50	10	62-5	44
White Sox	4.30	77	85	162	162	29	12	37	1447.2	1436	746	691	189	537-28	792
Opponents	4.15	85	77	162	162	25	4	37	1451.2	1427	748	669	173	487-35	971

Final Home Pitching Statistics

Pitcher	ERA	W	L	G	GS	CG	SHO	SV	IP	H	R	ER	HR	BB-IBB	SO
Allen	6.37	0	4	9	5	0	0	0	29.2	45	22	21	4	15-0	11
Bannister	3.93	6	5	15	15	3	0	0	91.2	99	44	40	12	27-0	53
Citarella	9.00	0	0	2	0	0	0	0	6.0	6	6	6	3	2-0	5
Clark	1.54	0	0	5	0	0	0	0	11.2	7	2	2	0	6-0	5
Davis	6.14	1	2	6	6	0	0	0	29.1	33	20	20	2	17-0	13
Deleon	5.12	3	7	16	15	0	0	0	95.0	87	66	54	9	46-2	79
Dotson	4.35	6	8	16	16	4	1	0	107.2	109	58	52	14	40-1	58
James	4.65	3	2	22	0	0	0	4	31.0	31	19	16	7	10-3	21
Lapoint	3.24	4	1	8	7	1	0	0	50.0	48	19	18	3	22-0	27
Long	3.14	2	5	14	9	1	1	1	68.1	78	39	39	10	13-0	28
McDowell	2.57	3	0	3	3	0	0	0	21.0	14	6	6	1	3-0	8
McKeon	7.53	1	1	6	0	0	0	0	14.1	16	12	12	5	8-0	9
Nielsen	6.94	2	3	10	4	0	0	0	36.1	45	28	28	6	13-0	11
Pawlowski	4.50	0	0	1	0	0	0	0	2.0	3	1	1	0	1-0	1
Peterson	13.50	0	0	1	1	0	0	0	4.0	8	6	6	1	3-0	1
Searage	3.74	1	2	30	0	0	0	0	33.2	33	16	14	4	16-3	20
Thigpen	2.78	4	2	30	0	0	0	10	55.0	57	18	17	8	12-2	38
Winn	5.63	2	1	28	0	0	0	5	46.1	50	32	29	1	37-2	28
White Sox	4.68	38	43	81	81	9	4	20	733.0	769	414	381	90	291-13	416
Opponents	4.50	43	38	81	81	8	2	22	697.2	744	394	349	72	259-20	436

Final Road Pitching Statistics

Pitcher	ERA	W	L	G	GS	CG	SHO	SV	IP	H	R	ER	HR	BB-IBB	SO
Allen	8.10	0	3	6	5	0	0	0	20.0	29	18	18	2	11-0	15
Bannister	3.35	10	6	19	19	8	2	0	137.0	117	56	51	26	22-0	71
Citarella	5.40	0	0	3	0	0	0	0	5.0	7	3	3	1	2-0	4
Clark	3.86	0	0	6	0	0	0	0	7.0	12	3	3	1	2-0	3
Davis	5.26	0	3	7	3	1	0	0	25.2	23	15	15	5	12-1	12
Deleon	3.08	8	5	17	16	2	0	0	111.0	90	40	38	15	51-2	74
Dotson	3.99	5	4	15	15	3	1	0	103.2	92	51	46	10	46-1	56
James	4.70	1	4	21	0	0	0	6	23.0	23	13	12	3	7-3	13
Lapoint	2.48	2	2	6	5	1	1	0	32.2	21	10	9	4	9-0	16
Long	3.84	6	3	15	14	4	1	0	100.2	101	46	43	10	15-1	44
McDowell	0.00	0	0	1	1	0	0	0	7.0	2	0	0	0	3-0	7
McKeon	13.50	0	1	7	0	0	0	0	6.2	11	10	10	3	7-0	5
Nielsen	5.40	1	2	9	3	1	1	2	30.0	38	20	18	3	12-1	12
Pawlowski	5.40	0	0	1	0	0	0	0	1.2	4	1	1	0	2-0	1
Searage	4.91	1	1	28	0	0	0	2	22.0	23	12	12	5	8-0	13
Thigpen	2.65	3	3	21	0	0	0	6	34.0	29	12	10	2	12-3	14
Winn	3.97	2	5	28	0	0	0	1	47.2	45	22	21	9	25-3	16
White Sox	3.90	39	42	81	81	20	8	17	714.2	667	332	310	99	246-15	376
Opponents	3.82	42	39	81	81	17	2	15	754.0	683	354	320	101	228-15	535

SOX SCRAPBOOK

The only players whose last names started with the letter "Z" to play together in the same outfield were Al Zarilla and Gus Zernial of the White Sox. The pair teamed in April, 1951, playing right and left field.

Final A.L. Team Fielding Statistics

Club	Avg.	G	PO	A	E	TC	DP	TP	PB
Minnesota	.984	162	4282	1609	98	5989	147	0	21
New York	.983	162	4339	1685	102	6126	155	0	22
Baltimore	.982	162	4319	1747	111	6177	174	0	5
Toronto	.982	162	4362	1700	111	6173	148	0	13
Boston	.982	162	4308	1684	110	6102	158	0	30
<i>Chicago</i>	<i>.981</i>	<i>162</i>	<i>4343</i>	<i>1782</i>	<i>116</i>	<i>6241</i>	<i>174</i>	<i>0</i>	<i>11</i>
California	.981	162	4372	1640	117	6129	162	0	11
Detroit	.980	162	4368	1703	122	6193	147	0	13
Seattle	.980	162	4292	1756	122	6170	150	0	4
Kansas City	.979	162	4272	1853	131	6256	151	0	17
Oakland	.977	162	4337	1649	142	6128	122	0	18
Milwaukee	.976	162	4392	1606	145	6143	155	0	13
Texas	.976	162	4333	1685	151	6169	148	0	73
Cleveland	.975	162	4268	1626	153	6047	128	0	16
Totals	.979	1134	60587	23725	1731	84,043	2119	0	267

Sox Fielding By Position

Catchers		Pct.	G	PO	A	E	TC	DP	PB	TP
Carlton Fisk	(1987)	.990	122	550	57	6	613	15	7	0
	(Career#)	.986	1761	9090	826	140	10,056	118	89	1
Ron Karkovice	(1987)	.982	37	147	20	3	170	3	2	0
	(Career)	.990	74	374	39	4	417	7	7	0
Mark Salas	(1987#)	.996	55	258	16	1	275	0	10	0
	(Career#)	.989	243	1156	89	14	1259	15	26	0

First Basemen		Pct.	G	PO	A	E	TC	DP	TP
Carlton Fisk	(1987)	.981	9	44	9	1	54	7	0
	(Career#)	.952	15	68	12	4	84	12	0
Jerry Hairston	(1987)	.984	7	55	5	1	61	7	0
	(Career)	.994	45	306	23	2	331	29	0
Steve Lyons	(Career*)	1.000	1	1	0	0	1	0	0
Russ Morman	(Career*)	.989	47	342	26	4	372	31	0
Dan Pasqua	(1987#)	1.000	12	82	8	0	90	2	0
	(Career#)	1.000	17	106	8	0	114	7	0
Greg Walker	(1987)	.994	154	1402	80	9	1491	135	0
	(Career)	.993	542	4506	304	33	4843	410	0

Second Basemen		Pct.	G	PO	A	E	TC	DP	TP
Donnie Hill	(1987)	.987	84	153	223	5	381	47	0
	(Career#)	.980	278	476	696	24	1196	130	0
Steve Lyons	(1987)	1.000	1	1	0	0	1	0	0
	(Career)	1.000	1	1	0	0	1	0	0
Fred Manrique	(1987)	.984	92	147	234	6	387	58	0
	(Career#)	.983	104	154	248	7	409	61	0

Shortstops		Pct.	G	PO	A	E	TC	DP	TP
Ozzie Guillen	(1987)	.975	149	266	475	19	760	105	0
	(Career)	.975	456	747	1316	53	2116	278	0
Donnie Hill	(Career#*)	.955	121	186	261	21	468	52	0
Steve Lyons	(Career#*)	—	1	0	0	0	0	0	0
Fred Manrique	(1987)	.988	23	29	52	1	82	6	0
	(Career#)	.976	37	41	82	3	126	13	0

Third Basemen		Pct.	G	PO	A	E	TC	DP	TP
Carlton Fisk	(Career#*)	.889	7	1	7	1	9	0	0
Donnie Hill	(1987)	.885	32	14	55	9	78	8	0
	(Career#)	.911	67	26	118	14	158	12	0
Steve Lyons	(1987)	.971	51	35	99	4	138	11	0
	(Career#)	.973	55	36	107	4	147	11	0
Fred Manrique	(Career#)	.889	7	2	6	1	9	1	0

Outfielders		Pct.	G	PO	A	E	TC	DP	TP
Harold Baines	(1987)	1.000	8	13	0	0	13	0	0
	(Career)	.980	988	1920	67	40	2027	17	2
Daryl Boston	(1987)	.991	92	207	3	2	212	3	0
	(Career)	.976	272	597	15	15	627	6	0
Ivan Calderon	(1987)	.984	139	295	8	5	308	3	0
	(Career#)	.976	240	481	17	12	510	6	0
Carlton Fisk	(1987)	1.000	2	3	0	0	3	0	0
	(Career#)	.957	41	84	5	4	93	0	0

(Sox Outfielders Fielding continued)

		Pct.	G	PO	A	E	TC	DP	TP
Jerry Hairston	(1987)	1.000	13	27	0	0	27	0	0
	(Career#)	.963	320	474	18	19	511	2	1
Lance Johnson	(1987#)	.931	25	27	0	2	29	0	0
	(Career#)	.931	25	27	0	2	29	0	0
Steve Lyons	(1987)	1.000	15	33	2	0	35	1	0
	(Career#)	.977	219	459	11	11	481	2	0
Dan Pasqua	(1987#)	.985	74	132	2	2	136	0	0
	(Career#)	.989	192	352	8	4	364	1	0
Gary Redus	(1987)	.979	123	262	13	6	281	4	0
	(Career#)	.976	551	1051	44	27	1122	9	0
Mark Salas	(1987#)	—	1	0	0	0	0	0	0
	(Career#)	1.000	4	2	0	0	2	0	0
Kenny Williams	(1987)	.981	115	303	5	6	314	2	0
	(Career)	.982	125	321	6	6	333	3	0

Pitchers		Pct.	G	PO	A	E	TC	DP	TP
Joel Davis	(1987)	.857	13	5	1	1	7	1	0
	(Career)	.905	44	16	22	4	42	3	0
John Davis	(1987#)	.923	27	5	7	1	13	1	0
	(Career#)	.923	27	5	7	1	13	1	0
Rick Horton	(1987#)	.956	67	12	31	2	45	2	0
	(Career#)	.953	195	30	111	7	148	8	0
Dave LaPoint	(1987#)	.966	20	2	26	1	29	0	0
	(Career#)	.969	211	31	127	5	163	8	0
Bill Long	(1987)	.929	29	14	25	3	42	2	0
	(Career)	.936	33	16	28	3	47	2	0
Jack McDowell	(1987)	1.000	4	1	6	0	7	0	0
	(Career)	1.000	4	1	6	0	7	0	0
Joel McKeon	(1987)	1.000	13	4	0	0	4	0	0
	(Career)	1.000	43	6	2	0	8	0	0
John Pawlowski	(1987)	—	2	0	0	0	0	0	0
	(Career)	—	2	0	0	0	0	0	0
Melido Perez	(1987#)	.000	3	0	0	1	1	0	0
	(Career#)	.000	3	0	0	1	1	0	0
Adam Peterson	(1987)	1.000	1	1	0	0	1	0	0
	(Career)	1.000	1	1	0	0	1	0	0
Ray Searage	(1987)	1.000	58	1	9	0	10	0	0
	(Career#)	.949	184	8	29	2	39	0	0
Bobby Thigpen	(1987)	.917	51	8	14	2	24	1	0
	(Career)	.933	71	10	18	2	30	2	0
Jim Winn	(1987)	.970	56	4	28	1	33	5	0
	(Career#)	.978	152	18	69	2	89	8	0
Ed Wojna	(1987#)	1.000	5	3	5	0	8	0	0
	(Career#)	.839	27	8	18	5	31	1	0

#Includes statistics with other clubs.

*Did not play the position in 1987.


ATTENDANCE NOTES**Season Attendance**

	Dates	Attendance	Average
Home	79	1,208,060	15,292
Road	81	1,860,940	22,975
Total	160	3,069,000	19,181

Top 10 Home Crowds

Date	Opponent	D/N	Attendance	Remark
Friday, April 10	Detroit	D	39,820	Opening Day
Saturday, June 13	Minnesota	N	28,087	Fireworks
Friday, July 24	New York	N	27,441	
Saturday, July 25	New York	D	26,433	
Saturday, May 16	Texas	N	24,851	Fireworks
Monday, April 20	Milwaukee	N	24,019	Brewers' streak
Sunday, July 26	New York	D	22,762	
Friday, August 7	Milwaukee	N	22,648	
Saturday, July 18	Cleveland	N	21,866	Fireworks
Sunday, August 30	Kansas City	D	21,319	

HISTORY



The 1940s version of the current White Sox uniform also sported script White Sox on the jersey and a "C" on the cap.

FRANCHISE HISTORY

Charles Comiskey and Chicago.

First the father, then the son, then the grandson made marks on the city's rich history.

The family initially settled in Chicago in 1848. John Comiskey distinguished himself in municipal government, first as clerk of the County Board, then as an alderman in the old 10th Ward. He apprenticed his son Charles to a plumber, believing it was the right and true path for a young man of strong physical capability.

But the boy had other ideas.

After knocking around the semi-professional baseball leagues of the Midwest for several years playing for "social-athletic" club teams with names like the Excelsiors, Aetnas, Libertys, and Pasttimes, young Charles "Old Roman" Comiskey took over first base duties for the St. Louis Browns of the renegade American Association, the upstart circuit challenging the National League for baseball supremacy in the 1880s. In 1886, "Commy" defeated the Chicago White Stockings (now known as the Cubs) four games to two in the forerunner of the modern World Series.

The American League's Birth

Comiskey returned to minor league baseball following the demise of the short-lived Players League in 1890. The American League actually began operation on November 21, 1893 as the Western League. Its member teams came from Sioux City, Toledo, Kansas City, Minneapolis, Grand Rapids, Detroit, Indianapolis, and Milwaukee.

At the behest of the league's dynamic young president, Byron Bancroft Johnson, Comiskey purchased the Sioux City franchise in 1894 and moved it to St. Paul. As the league continued to prosper, secret plans were drawn to incorporate as a second major league. Ironically, James Hart, owner of the Chicago White Stockings, petitioned the Western League for a Chicago franchise in 1894. Hart was denied because Johnson did not want to surrender this lucrative market to the National League team which planned to use the club as a "farm."

In 1900, the Western League changed its name to the more grandiose American League. The St. Paul Saints, who had finished in the first division in four of the five years of Comiskey's stewardship, were transferred to Chicago on March 21, 1900. In return for Hart's grudging acceptance, the new Chicago team agreed to locate on the South Side and refrain from using the city's name in its dealings.

Sportswriters began calling the club White Stockings and the small wooden ball park at 39th and Wentworth became a popular gathering place for fans desiring to watch rough-and-tumble baseball free of the National League's internal politics and backbiting.

The Sox coasted to their first pennant in 1900, thanks to the spirited play of "Dummy" Hoy, Frank Isbell, Dick Padden, and Roy Patterson. It was Patterson, the "Boy Wonder," who won the first "official" game in 1901 when the American League broke away from the National agreement and declared itself professional. That year, the Sox won their second consecutive pennant—the first "official" American League pennant—with a host of ex-National Leaguers, including Clark Griffith who doubled as player-manager.

In just two years, Comiskey had upstaged his powerful crosstown rivals. Despite repeated requests for an intra-city series to determine bragging rights, the Nationals refused.

For the record, the Sox played their first game April 21, 1900, a 5-4 loss to Milwaukee. The next day, the Sox posted their first victory, a 5-3 success also over Milwaukee.

The City Series

The City Series finally began in 1903 and the surprising Sox played the Cubs to a 14-game draw despite the cries of "fix" by Hart. He claimed his

pitcher, Jack Taylor, had thrown games to the Sox, an unsubstantiated charge especially after 1906 when the Sox downed the Cubs in the city's only all-Chicago World Series. Comiskey later recalled that this 1903 series split was personally more satisfying than the 1906 world championship.

There were many interesting "firsts" by the White Sox in the early years. Herm McFarland and Hoy hit grand slam home runs in the same game, May 1, 1901, becoming the first American League batters to hit grand slams. The Sox have not hit two or more grand slam homers in the same game since!

Jim Callahan, later to become manager of the White Sox, pitched the club's first no-hitter, September 20, 1902, beating Detroit 3-0.

Fielder Jones, perhaps the greatest of all Sox managers, led the club from 1904-08. Credited with inventing the "motion infield" and the "body twist slide," the fiery skipper guided admittedly weak-hitting teams to first division finishes that remained in doubt until the final week of the season in each of those years. It was called the "Hitless Wonder" era.

After Jones departed in 1909, the Sox sunk into a lethargic period of .500 baseball, remembered mostly for the pitching of Edward Augustine Walsh, the spitballer out of the Pennsylvania coal fields.

It was also during this period—July 1, 1910 to be exact—that the Sox moved into Comiskey Park, four blocks north of the 39th Street grounds.

Success, Then Scandal

In 1915, Comiskey finally provided his managers talent. The contracts of Eddie Collins, "Shoeless" Joe Jackson, Lefty Williams, "Hap" Felsch, and Eddie Murphy were purchased at great cost. In the process, probably one of baseball's greatest teams was being assembled. Ray Schalk later claimed if the team had remained together, it is likely the history of baseball in the 1920s would have been rewritten.

But the 1919 White Sox made history of another kind off the field. Several members of that club were charged with conspiring with gamblers to lose the 1919 World Series, a scandal not uncovered until the end of the 1920 season.

Although acquitted in a court of law by a jury of their peers, eight players were "convicted" by the baseball establishment and eventually expelled from baseball for life.

The scandal had far-reaching effects on the club's fortunes for an extended period.

After the World Series championship of 1917 and the heartbreak of the 1919 "Black Sox" scandal, Comiskey opened his checkbook once again, bringing such stars as Harry Hooper, Willie Kamm, Bibb Falk, and Bill Cissell

Baseball dignitaries gather at Comiskey Park on July 6, 1933 for the first All-Star Game. Seated, from left, Yankee manager Joe McCarthy, Yankee owner Jake Ruppert, Philadelphia A's owner Tom Shibe, and A.L. President Will Harridge. Standing is Washington Senators owner Clark Griffith.



to the Sox. Their talents could not stave off a series of second-division finishes that dampened Comiskey's spirits, hastening a physical collapse.

Broken-hearted and disillusioned, Charles Comiskey passed away in October of 1931, leaving the club's day-to-day operation in the hands of his only son, J. Louis, and his long-time general manager, Harry Grabiner.

The same year, Lou Comiskey drew secret plans to rebuild the tattered remnants of a once-proud team. Al Simmons, Mule Haas, and Jimmy Dykes were purchased from the A's in 1932.

It was also in the 1930s that the Sox developed their first farm system, and by 1935, results were obvious. Luke Appling, Rip Radcliff, Monty Stratton, and others lifted the Sox to the .500 mark in 1935 and a solid third-place finish the next two years.

However, three events returned the club to its familiar losing ways by 1942: The sudden death of J. Lou Comiskey in 1939, Stratton's career-ending injury, and the impact of World War II proved disastrous.

Minus the calming presence of J. Lou, the Sox front office struggles magnified the larger failures on the field. Grabiner left for Cleveland in 1945 after a falling out with Grace Comiskey, promising youngsters were not to be found, and by 1948, the Sox were losing 100 games again.

Enter Chuck Comiskey, the Old Roman's grandson, Frank Lane, and Paul Richards. The three architects of the White Sox glory years of the 1950s were largely unknown in 1949. The gambling front office trio, with nothing to lose, masterminded a series of bold trades that helped usher in the "Go-Go" era. The familiar cry of "C'mon Luke" was replaced with the now-famous "Go-Go" chant that encouraged such base thieves as Luis Aparicio, Jim Landis, and "Jungle" Jim Rivera. Nellie Fox, Billy Pierce, and Sherm Lollar provided the firepower and the pitching.

So, by 1959 with Al Lopez at the helm, the Sox ended a 40-year pennant drought with their fourth appearance in the World Series.

A front office rift that year brought Bill Veeck to Chicago. Despite the pennant and the excitement generated by "Barnum Bill," the Sox lapsed into fourth place by 1961.

Veeck bargained away the farm system with the hopes of repeating his 1959 success with a veteran ball club. Ill health forced him into a premature retirement in 1961. His long-term business associate, Arthur Allyn, Jr., purchased controlling interest in the club, adding the Sox to a list of companies under the Artnell Corporation umbrella. A few noteworthy player moves in 1963 by new general manager Ed Short lifted the Sox into the upper strata of the 10-team league. But the success was short-lived.

Lopez retired in 1965. His successor, Eddie Stanky, kept the Pale Hose in the thick of things, but his strict regimens were out of sync by the late 1960s. The inevitable collapse occurred in 1968 and Stanky was fired midway through the season. Lopez resurfaced again, but the farm system remained unproductive and the team could not regroup to salvage the season.

The years 1968-70 were annus of struggle for a franchise with more than its share of misfortune. The low-water mark came during the dismal 1970 campaign when the ChiSox recorded the worst won-loss record in baseball (56-106) and season attendance plunged to its lowest ebb since 1942 (496,355). Bill Melton, Carlos May, Walt Williams, and Wilbur Wood provided a few sanguine moments, but it seemed the only rumors concerning the Sox centered around their expected move to Milwaukee.

Revival

John Allyn saved the Sox from that fate when he bought his brother's interests late in 1969. A new regime signaled yet another upswing in fortunes. Chuck Tanner was hired as field manager; Roland Hemond arrived from the California Angels' farm system as director of player personnel. Nineteen seventy-one brought a rebirth of fan interest. Bill Melton, Wilbur Wood, Carlos May, and company landed in third place and indeed the future seemed rosy.

Dick Allen's arrival in 1972 turned a respectable young club into a contending young club. Allen not only belted 37 home runs to set a White Sox single-season record, he also led the A.L. in home runs, runs batted in (113), and

slugging percentage (.603) en route to the league's most valuable player award. Tanner was named manager-of-the-year and Hemond major league executive-of-the-year. To nobody's surprise, the Sox drew a million paying customers for the first time in seven years.

The team stagnated in the next three seasons as old controversies surrounding the mysterious Allen surfaced again.

The team's fortunes during this period paralleled the economy of the 1970s—sluggish! John Allyn was dedicated to bringing home a winner but he was out of money and options by 1975. To his credit, he resisted offers to shift the franchise to Seattle and only an 11th-hour deal with Veeck saved the franchise from yet another demise.

Sox fans owe a debt of gratitude to Veeck, but he was financially ill-equipped to run a baseball team in the high-stakes era of free agency. One glorious summer in 1977 proved to be an illusion. Veeck turned to his now-famous "rent-a-player" scheme. Hall of Fame pitcher Bob Lemon managed the Sox, stocked with one-year free agents Oscar Gamble and Rickie Zisk, to a third-place finish in the A.L. West Division. The slugging White Sox, the club's most potent team since the early 1970s, pounded 192 homers led by Gamble (31), Zisk (30), and Eric Soderholm (25).

Today

By 1980, the Sox were placed on the market again. This time there were interested buyers. When the league denied a bid by Edward DeBartolo of Youngstown, O., Veeck sold his interests to a group of investors headed by Jerry Reinsdorf and Eddie Einhorn, the former a prominent Chicago businessman, the latter an ex-executive of CBS Sports.

The duo rebuilt the Sox in a relatively short period of time with imagination and daring. Carlton Fisk and Greg Luzinski, newly-signed free agents, provided immediate credibility while younger players like Harold Baines developed. Further credibility followed not only with improvement of the team's personnel but with the money the new ownership poured into modernizing and improving venerable Comiskey Park, the nation's oldest active ball park.

In 1983, the Sox won the A.L. West Division by a record 20 games. With the exception of a hard-core nucleus developed during the Veeck era, none of the players had been around during the forgettable days of the late 1970s.

The revelry of 1983 was followed by three roller coaster seasons. The 74-88 letdown of 1984 was a shocker to most after the ease of the 1983 division title. A bold off-season trade sent '83 Cy Young Award-winning pitcher LaMarr Hoyt to San Diego for soon-to-be American League rookie-of-the-year short-stop Ozzie Guillen.

With Guillen's sparkle, the Sox rebounded in 1985 with an 85-77 slate.

Yet another controversial, sometimes stormy, chapter in White Sox history lay ahead. In another unexpected move, Hemond was replaced with Sox broadcaster Ken "Hawk" Harrelson at the tail end of the 1985 season. The flamboyant Harrelson instituted a number of organizational changes and became the talk of baseball in his uncharacteristic new front office role. Included among Harrelson's legacy was the mid-season dismissal of manager Tony LaRussa in favor of Jim Fregosi.

The Harrelson era was short-lived, though, when former California player development head Larry Himes replaced Harrelson shortly after the turbulent, rumor-filled 72-90 campaign of 1986.

The organization-minded Himes immediately placed emphasis on development of the White Sox farm system. His early trades at the major league level also placed a premium on young talent and the White Sox responded to show a five-game improvement in 1987..

Despite its controversy, 1986 eventually will be remembered as the year the White Sox fortified their often tenuous standing in Chicago when the Illinois General Assembly approved legislation to fund development and construction of a new stadium across the street from Comiskey Park.

Author and Chicagoan Rich Lindberg is a member of SABR (Society For American Baseball Research) who harbors a particular interest in White Sox history.

SIGNIFICANT DATES

- March 21, 1900 An agreement is signed which lands the St. Paul franchise of the Western League in Chicago as a charter member of the newly-christened American League.
- April 21, 1900 The Chicago White Sox play their first game in a small wooden ball park located at 39th and Princeton. The Sox lose to Milwaukee 5-4.
- September 12, 1900 The White Sox clinch the 1900 pennant by defeating the Cleveland Blues 12-4 in Chicago.
- April 24, 1901 The first "official" American League game is played in Chicago with Roy Patterson defeating Cleveland 8-2. Previously, the American League was considered a "minor" league.
- September 21, 1901 Even though they lose at Philadelphia, the White Sox win their second consecutive pennant. Chicago plays a team of A.L. all-stars, led by Nap Lajoie, in the post-season "All-American Series." The White Sox split the four games.
- June 9, 1903 The White Sox are incorporated under Illinois law with \$5,000 capital.
- June 25, 1904 Fielder Jones replaces Jimmy Callahan as manager.
- August 23, 1906 The White Sox win their 19th successive game, downing the Washington Senators 4-1 behind pitcher Roy Patterson.
- October 14, 1906 The Sox claim the only all-Chicago World Series, defeating the Cubs 8-3 in the finale to win four of the six meetings.
- October 5, 1908 Ed Walsh wins his 40th game of the season, downing Detroit 6-1. His win total remains a Chicago single-season record.
- January 19, 1909 Charles Comiskey purchases a tract of land near the corner of 35th and Shields from Roxanna Bowen, a descendant of former Chicago Mayor John Wentworth. Later that year, architect Zachary Taylor Davis is commissioned to design a spacious ball park for the White Sox on the site.
-
- March 17, 1910 The cornerstone of Comiskey Park is laid on St. Patrick's Day.
- July 1, 1910 Comiskey Park opens to a packed house but the Sox lose to St. Louis 2-0.
- November 13, 1913 The White Sox and New York Giants begin a celebrated world-wide tour which is highlighted by a special exhibition game before King George of England.
- August 20, 1915 The contract of "Shoeless" Joe Jackson is purchased from Cleveland for \$31,500.
- September 29, 1917 The White Sox defeat the New York Yankees to win their 100th game of the season, a feat unmatched in club history.
- October 15, 1917 Chicago wins its second (and last) World Series title by defeating the New York Giants 4-2.
-
- September 30, 1920 Eight White Sox players are suspended by Charles Comiskey for their part in the 1919 World Series fix. The "Black Sox" are later acquitted in a court of law but were banned from baseball for life by Commissioner Landis.
- April 30, 1922 Rookie pitcher Charlie Robertson hurls a perfect game at Detroit.
- July 2, 1923 Future Hall of Fame pitcher Ted Lyons, fresh off the campus of Baylor University, makes his White Sox debut.

- April 20, 1927 The newly-expanded Comiskey Park reopens but the Sox lose to Cleveland 5-4. The new outfield upper deck accommodates 23,200 additional fans.
-
- September 10, 1930 Rookie shortstop Luke Appling, destined for the Hall of Fame, makes his major league debut, collecting one single in four at bats against Boston.
- October 26, 1931 Charles Comiskey dies at his summer resort at Eagle River, Wisconsin, leaving an estate valued at \$1,529,707 to his son J. Louis.
- September 28, 1932 J. Louis Comiskey attempts to rebuild the White Sox by purchasing Jimmy Dykes, Al Simmons, and Mule Haas from the A's for \$150,000.
- May 15, 1934 Jimmy Dykes replaces Lew Fonseca as Sox manager.
- July 18, 1939 J. Louis Comiskey dies at the age of 56 at the same Wisconsin resort that his father resided in at the time of his death.
- August 14, 1939 The first night game is played in Chicago at Comiskey Park. The Sox prevail over the Browns by a 5-2 score.
-
- February 29, 1940 A federal judge awards Grace Comiskey, J. Lou's widow, her dower rights and denies the First National Bank of Chicago a petition to seek outside bids to sell the White Sox.
- March 4, 1941 Grace Comiskey is elected team president and her daughter, Dorothy Rigney, is appointed secretary.
- July 18, 1948 Pat Seerey slugs four home runs in one game at Philadelphia.
- October 8, 1948 Frank Lane replaces Les O'Connor as White Sox general manager.
-
- October 1, 1950 Luke Appling collects his final hit in an illustrious career that spans 20 seasons and 2,422 games, all in a White Sox uniform.
- 1951 The "Go Go" era of White Sox baseball dawns as the club draws over one million customers for the first time. In May, the team wins 14 consecutive games.
- April 23, 1955 The Sox establish numerous club offensive records that have yet to be broken, defeating the A's 29-6 at Kansas City on a rainy, cool day.
- December 16, 1955 Following the announcement of general manager Frank Lane's resignation, Chuck Comiskey, grandson of the "Old Roman," and John Dungan Rigney are elevated to vice-presidents.
- October 29, 1956 Al Lopez replaces Marty Marion as manager.
- December 10, 1956 The "grand lady of baseball," Grace Comiskey, dies. Controlling interest in the White Sox is retained by her daughter, Dorothy.
- December 20, 1958 Bill Veeck secures a 60-day option to purchase Dorothy's 54 percent of the team's stock.
- March 7, 1959 Bill Veeck and his partners gain majority control of the White Sox after a lengthy court battle with the Comiskey heirs.
- September 22, 1959 The Sox end a 40-year pennant drought by clinching the American League title at Cleveland. The flag is won on the strength of pitching, defense, and speed, all hallmarks of the "Go Go" era.
-
- June 10, 1961 Due to failing health and other considerations, Bill Veeck sells his White Sox holdings to his former business associate, Arthur Allyn, Jr. A year later, Chuck Comiskey sells his minority interest in the team to Allyn.

(Significant Dates continued)

- 1963 Allyn announces his intention to build a private club, called the Coach and Nine, across the street from Comiskey Park. Later, he seeks assistance from business groups to finance a new domed stadium south of Chicago's Loop. However, both projects are doomed to failure.
- 1968-69 To bolster sagging attendance, the White Sox play "home" games at County Stadium in Milwaukee against each A.L. opponent.
- September 24, 1969 Arthur Allyn, Jr. sells the White Sox to his brother, John, thereby ensuring continuity of the franchise in Chicago.
- September 2, 1970 Following their worst season in history, general manager Stu Holcomb hires Roland Hemond to rebuild the franchise.
- September 30, 1971 Bill Melton becomes the first Sox player to win the A.L. home run title when he connects against Milwaukee's Bill Parsons on the last day of the season, Melton's 33rd round-tripper of the campaign.
- December 10, 1975 The American League owners reverse their former position and accept Bill Veeck's bid to purchase the White Sox from John Allyn.
- 1977 The White Sox set an attendance record as the club records a record 192 home runs. The '77 Sox eventually are affectionately dubbed the "South Side Hitmen."
- July 12, 1979 Bill Veeck's celebrated "Disco Demolition Night" results in a forfeit to the Detroit Tigers.
- August 2, 1979 Tony La Russa replaces Don Kessinger as manager.
- August 22, 1980 Bill Veeck agrees to sell the White Sox to Edward DeBartolo of Youngstown, Ohio but the league denies the sale because of DeBartolo's racing holdings.
- January 29, 1981 Jerry Reinsdorf in concert with friend, business associate, and law school classmate Eddie Einhorn head a group that purchases the club from Bill Veeck.
- July 6, 1983 Comiskey Park plays host to the golden anniversary All-Star Game 50 years to the day the initial mid-summer classic also was held at Comiskey Park.
- September 17, 1983 The Sox clinch the A.L. West Division title at Comiskey Park against Seattle, winning the division by a whopping 20 games, a major league record. A Chicago city attendance record is established as the team surpasses two million fans.
- May 10, 1984 The Sox win the longest game in American League history 5-4 against Milwaukee at Comiskey Park. Harold Baines ends the two-day, 25-inning marathon with a home run.
- July 1, 1985 The 75th anniversary of Comiskey Park, the nation's oldest ball park, is celebrated.
- December 5, 1986 The Illinois General Assembly passes funding legislation to build a new home for the White Sox across the street from Comiskey Park.
- October, 1987 Illinois State Senate confirms four gubernatorial appointees to the Illinois Sports Facility Authority. The vote, in concert with the three previous mayoral appointments, finalizes formation of the body charged with the development of the new White Sox stadium.

SOX SCRAPBOOK

Sox Hall of Fame catcher Ray Schalk once picked three Cleveland Indian runners—Charlie Jamieson, Joe Wood, and Elmer Smith—off first base in one inning. The date was September 30, 1921 but the White Sox lost the game 3-2.

POST-SEASON

1906 World Series

Game One, October 9 at West Side Park

White Sox	000	011	000	—	2	4	1	Winner: Altrock
Cubs	000	001	000	—	1	4	2	Loser: Brown

Game Two, October 10 at 39th Street Ground

Cubs	031	001	020	—	7	10	2	Winner: Reulbach
White Sox	000	010	000	—	1	1	2	Loser: White

Game Three, October 11 at West Side Park

White Sox	000	003	000	—	3	4	1	Winner: Walsh
Cubs	000	000	000	—	0	2	2	Loser: Pfister

Game Four, October 12 at 39th Street Grounds

Cubs	000	000	100	—	1	7	1	Winner: Brown
White Sox	000	000	000	—	0	2	2	Loser: Altrock

Game Five, October 13 at West Side Park

White Sox	102	401	000	—	8	12	6	Winner: Walsh
Cubs	300	102	000	—	6	6	0	Loser: Pfister

Game Six, October 14 at 39th Street Grounds

Cubs	100	010	001	—	3	7	0	Loser: Brown
White Sox	340	000	001	—	8	14	3	Winner: White

Sox Series Highlights: Jiggs Donahue's seventh-inning single of game two broke up Ed Reulbach's no-hitter, the only hit the Sox collected ... Walsh fanned 12 batters in game three ... George Rohe's three-run triple won the game ... Frank Isbell collected a record four doubles in game five ... Nick Altrock led all Series pitchers with a 1.00 ERA.

1917 World Series

Game One, October 6 at Comiskey Park

New York	000	010	000	—	1	7	1	Loser: Sallee
Chicago	001	100	00x	—	2	7	1	Winner: Cicotte

Game Two, October 7 at Comiskey Park

New York	020	000	000	—	2	8	1	Loser: Anderson
Chicago	020	500	00x	—	7	14	1	Winner: Faber

Game Three, October 10 at Polo Grounds

Chicago	000	000	000	—	0	5	3	Loser: Cicotte
New York	000	200	00x	—	2	8	2	Winner: Benton

Game Four, October 11 at Polo Grounds

Chicago	000	000	000	—	0	7	0	Loser: Faber
New York	000	110	12x	—	5	10	1	Winner: Schupp

Game Five, October 13 at Comiskey Park

New York	200	200	100	—	5	12	3	Loser: Sallee
Chicago	001	001	33x	—	8	14	6	Winner: Faber

Game Six, October 15 at Polo Grounds

Chicago	000	300	001	—	4	7	1	Winner: Faber
New York	000	020	000	—	2	6	3	Loser: Benton

Sox Series Highlights: Faber won a record three games, one in relief ... Eddie Collins paced all batters with a .409 mark ... Hap Felsch pounded the first White Sox home run in a World Series game in the fourth inning of game one ... Heinie Zimmerman chased Eddie Collins across the unguarded plate in the last game to seal the second White Sox World Series championship.

1919 World Series

Game One, October 1 at Redland Field

Chicago	010	000	000	—	1	6	1	Loser: Cicotte
Cincinnati	100	500	21x	—	9	14	1	Winner: Ruether

Game Two, October 2 at Redland Field

Chicago	000	000	200	—	2	10	1	Loser: Williams
Cincinnati	000	301	00x	—	4	4	2	Winner: Sallee

Game Three, October 3 at Comiskey Park

Cincinnati	000	000	000	—	0	3	1	Loser: Fisher
Chicago	020	100	00x	—	3	7	0	Winner: Kerr

Game Four, October 4 at Comiskey Park

Cincinnati	000	020	000	—	2	5	2	Winner: Ring
Chicago	000	000	000	—	0	3	2	Loser: Cicotte

(1919 World Series continued)

Game Five, October 6 at Comiskey Park

Cincinnati	000	004	001	—	5	4	0	Winner: Eller
Chicago	000	000	000	—	0	3	3	Loser: Williams

Game Six, October 7 at Redland Field

Chicago	000	013	000	1	—	5	10	3	Winner: Kerr
Cincinnati	002	200	000	0	—	4	11	0	Loser: Ring

Game Seven, October 8 at Redland Field

Chicago	101	020	000	—	4	10	1	Winner: Cicotte
Cincinnati	000	001	000	—	1	7	4	Loser: Sallee

Game Eight, October 9 at Comiskey Park

Cincinnati	410	013	010	—	10	16	2	Winner: Eller
Chicago	001	000	040	—	5	10	1	Loser: Williams

Sox Series Highlights: The most infamous World Series in baseball history due to charges the White Sox "threw" the outcome to gamblers, prompting the "Black Sox" label... nevertheless, "Shoeless" Joe Jackson led all hitters with a .375 average, including a home run, the second in Sox post-season play history.... other Black Sox who played nothing like losers included Buck Weaver (.324) and Ed Cicotte (2.91 ERA).... Chick Gandil drove home the winning run in the 10th inning of game six to make a winner of Dickie Kerr, his second World Series victory.

1959 World Series

Los Angeles	000	000	000	—	0	8	3	Loser: Craig
Chicago	207	200	00x	—	11	11	0	Winner: Wynn

Game Two, October 2 at Comiskey Park

Los Angeles	000	010	300	—	4	9	1	Winner: Podres
Chicago	200	000	010	—	3	8	0	Loser: Shaw

Game Three, October 4 at the L.A. Coliseum

Chicago	000	000	010	—	1	12	0	Loser: Donovan
Los Angeles	000	000	21x	—	3	5	0	Winner: Drysdale

Game Four, October 5 at the L.A. Coliseum

Chicago	000	000	400	—	4	10	3	Loser: Staley
Los Angeles	004	000	01x	—	5	9	0	Winner: Sherry

Game Five, October 6 at the L.A. Coliseum

Chicago	000	100	000	—	1	5	0	Winner: Shaw
Los Angeles	000	000	000	—	0	9	0	Loser: Koufax

Game Six, October 8 at Comiskey Park

Los Angeles	002	600	001	—	9	13	0	Winner: Sherry
Chicago	000	300	000	—	3	6	1	Loser: Wynn

Sox Series Highlights: Ted Kluszewski smashed three home runs, two in the first game ... Sherm Lollar contributed another Jim Rivera's back-to-the-plate catch in the fifth game saved the day for the Sox who scored their only run on a double play the fifth game was witnessed by 92,706 fans, a record unlikely to be broken the Sox running game was stymied by the Dodgers, registering just two stolen bases in the Series.

1983 ALCS

Game One, October 5 at Memorial Stadium

Chicago	001	001	000	—	2	7	0	Winner: Hoyt
Baltimore	000	000	001	—	1	5	0	Loser: McGregor

Game Two, October 6 at Memorial Stadium

Chicago	000	000	000	—	0	5	2	Loser: Bannister
Baltimore	010	102	00x	—	4	6	0	Winner: Boddicker

Game Three, October 7 at Comiskey Park

Baltimore	310	020	014	—	11	8	1	Winner: Flanagan
Chicago	010	000	000	—	1	6	1	Loser: Dotson

Game Four, October 8 at Comiskey Park

Baltimore	000	000	000	3	—	3	9	0	Winner: T. Martinez
Chicago	000	000	000	0	—	0	10	0	Loser: Burns

Sox ALCS Highlights: Rudy Law paced the Sox offense with a .389 average ... eventual Cy Young Award winner LaMarr Hoyt opened the series by hurling a masterpiece at Baltimore, allowing five hits and no walks while striking out four in his complete-game victory ... Dennis Lamp began a personal string of scoreless innings that extended into the 1985 ALCS, tossing three scoreless frames ... Britt Burns' heart-rendering performance in the last game is wasted.

COMISKEY PARK

The date was July 1, 1910, a little more than 10 years after Charles Albert "Old Roman" Comiskey had brought his baseball team to Chicago from St. Paul.

Comiskey was so nervous about the opening of his new ball park, christened the "Baseball Palace of the World" that warm mid-summer afternoon, he didn't attend, deferring to his Irish superstitions.

The gala opening, however, was staged without him. A motorcade from Chicago's Loop to the near-South Side ball park preceded the festivities attended by Mayor Fred Busse, C. C. Spink, publisher of *The Sporting News*, Garry Herrmann of the National Commission, Amos Alonzo Stagg, and Charles Murphy of the crosstown rival Cubs.

It was a banner day for Comiskey even though his White Sox lost 2-0 despite the fine pitching of future Hall of Famer Ed Walsh.

Thirty-Ninth Street Grounds

Comiskey, with limited working capital, purchased the former home of the Chicago Wanderers, a cricket team that had abandoned the park. When Comiskey surveyed the 39th Street grounds early in 1900, he found nothing more than an empty field overgrown with weeds and garbage.

The very day the Sox played their first home game in Chicago, workmen still were applying the final coat of paint to the wooden grandstand.

The Sox remained in this tiny edifice at 39th Street and Princeton for nine and one-half years. In 1902, the grandstand was enlarged with an overhanging roof installed. But even in its heyday, the park seated no more than 5,000 spectators. Overflow crowds convinced Comiskey to seek a new, more spacious home.

Thirty-Fifth and Shields

In 1909, Comiskey purchased a tract of ground from the estate of former Mayor John Wentworth four blocks north of the 39th Street grounds. The selection of this property was neither coincidental nor haphazard.

In 1890, Comiskey played for the Chicago Pirates of the Player's League on that site in a park that long since had been razed. The fact that the Wentworth Avenue streetcar line ran adjacent to the property was not lost on the "Old Roman." Comiskey anticipated drawing fans from the north and west sides, not realizing his real constituency was the neighborhood people who resided in the ethnic South Side wards of Chicago.

For several months following the close of the 1909 season, Walsh and architect Zachary Taylor Davis toured American stadiums to draw from the experiences of developers and players alike. Comiskey Park, in all its symmetrical forms, is a hybrid of ideas.

Davis envisioned a park designed along classical lines consistent with Daniel Burnham's Chicago Plan. His ideas were modified by Comiskey, who favored a more functional approach. The park's eventual spacious contours—352 feet down the foul lines, 420 feet to straightaway center field—no doubt were influenced by Walsh.

The old 39th Street grounds eventually were leased to the American Giants, a Negro League team operated by Frank Leland. Renamed Schorling Park, it remained such until a fire destroyed the grandstand in 1940. A housing project was constructed on the site a decade later.

The new Comiskey Park, anointed White Sox Park at first, featured an abundance of 25-cent seats because the Old Roman wanted to insure that even his poorest fans could afford a decent ticket. There were immediate problems for the security people, not to mention the great crush of fans unable to get in for the big events like Frank Chance Day when over 35,000 admirers gathered to honor the "Peerless Leader" who was managing the New York Yankees. A section of grandstand collapsed that day, May 17, 1913, an early indication that a single-decked grandstand was too small.

Growth

The climate of the times dictated more changes in the 1920s. The popularity of the Yankees, Washington Senators, and Connie Mack's Philadelphia A's led to more crowd problems and incidents of ticket scalping. Because Americans were spending more for entertainment, an upper deck grandstand was installed prior to the 1927 season. The stadium became completely enclosed except for an open portion of center field. The scoreboard, which had stood in right field toward center, was transferred to the right and left field walls.

Comiskey Park had undertaken a familiar appearance, one that would last in one form or another until the present day.

During this era, the Comiskeys ran a bottling plant underneath the first base seats. Here, J. Lou Comiskey learned the baseball business. Following his famous father's death in 1931, Lou undertook the club's day-to-day operation. Because of his large girth, a special elevator was constructed for him along the third base side. The old elevator, with its quaint inlaid tile floor, remained in use until 1982.

Face Lifts

Several attempts to change Comiskey Park's reputation as a pitcher's paradise have been made periodically since 1934 when the infield was moved 14 feet closer to the wall to accommodate Al Simmons. "Bucketfoot Al" didn't like the old park very much and when he was traded, the plate was moved back again to its original location.

Later, inside fences in left and right field were installed in 1949 and again in 1969-70. An inside fence in center field, reducing the distance to home plate from a cavernous 440 feet to a more conventional 400 feet, was erected in 1949, removed in 1976, and reinstalled for the 1981 season.

To their credit, Bill Melton (1971) and Dick Allen (1972) won their American League home run crowns with the park's basic 1927 dimensions.

In 1983, new (and current) ownership moved home plate forward again, and the increase in home runs was dramatic. With the plate eight feet closer to the outfield, 19 home runs reached Comiskey Park's roof from 1983-85. In contrast, the previous 21 "roofshots" were logged over a span of 51 years. The plate was returned to its original location following the 1985 season and just two "roofshots"—one each season—have occurred since.

Through it all, Comiskey Park has retained its unique but sometimes overlooked charm. In the 1930s when there was little to cheer about on and off the field, Sox fans always pointed to their 35th Street "shrine" with a degree of pride.

The first free-standing scoreboard was constructed in center field in 1950. Ten years later, owner Bill Veeck added fireworks and through the 1960s the board was nicknamed "The Monster."

During Veeck's first stewardship, the picnic area was built into the outfield walls and a spacious press box for Chicago Cardinal football was added along the third base line in the upper deck.

Infield astroturf was an idea belonging to owner Arthur Allyn. It lasted from 1969 until Veeck's second coming in 1976. The 1960s were a time of experimentation and innovation. For a short time, the "Dugout Cafe" under home plate was serviced by "Soxettes" who served corned beef sandwiches and beer to hungry patrons.

Veeck restored the natural grass and whitewashed the outside of the park, covering Comiskey's legendary brick. Veeck's efforts to maintain the decaying, aging facility proved costly. The tandem of Jerry Reinsdorf and Eddie Einhorn, the current owners, continued to beautify the park and modernize its appearance by replacing a number of uncomfortable wooden seats, installing a Diamond Vision scoreboard in 1982, modern dugouts, and new auxiliary scoreboards. Supersuites were built for corporate clients in 1983.

That's Entertainment

By the time Comiskey Park celebrated its 75th anniversary in 1985 to continue its reign as the "grandam" of American stadia, the park already had



Comiskey Park, the oldest ball park in the nation, has been home to the Chicago White Sox since 1910. Three All-Star Games, including the inaugural in 1933 and the golden anniversary contest (pictured) in 1983, also have been staged in the "Baseball Palace of the World."

experienced three World Series (four if the Cubs' use of the park in 1918 is counted) and three All-Star games.

In 1933, all eyes were focused on Comiskey Park when it was the site of the first All-Star Game. Staged as part of the Century of Progress Exposition that ran on Chicago's lakefront that summer, the All-Star Game was an instant success as an official crowd of 47,595 crowded into Mr. Comiskey's house.

On July 6, 1983—50 years to the day—Comiskey Park was the site of the golden anniversary All-Star Game.

The American League won baseball's first all-star tilt, 4-2, on a two-run home run by the New York Yankees' Babe Ruth. And on July 6, 50 years later under the lights of America's oldest major league stadium, Fred Lynn of the California Angels hit the first grand slam homer in All-Star Game history, sparking the A.L. to a 13-3 rout of the National League.

The All-Star Game also returned to Comiskey Park on July 11, 1950. The N.L. prevailed 4-3 in 14 innings.

The heavyweight championship of the world was fought in Comiskey Park on June 22, 1937 when Joe Louis, the "Brown Bomber," defeated James J. Braddock. The football Cardinals, Mustang and Sting soccer, auto polo, war bond rallies, rock concerts, religious revivals, prep league championship games, the Negro League all-star game, wrestling, a host of celebrities including Chicago Mayor Richard J. Daley, John F. Kennedy, George M. Cohan, Senator Paul Douglas and thousands of people from all walks of life all over the world have enjoyed the nation's oldest ball park.

Comiskey Park. There is no other place quite like it!

The Future

Funding legislation for a new stadium for the White Sox was passed by the Illinois State Legislature in November of 1986. Illinois Governor James Thompson and then Chicago Mayor Harold Washington signed the legislation in a ceremony at Comiskey Park's home plate on January 19, 1987.

The new facility will be constructed immediately to the south of Comiskey Park.

Comiskey Park is approaching the end of its useful life. It has served an adoring public well.

Author and Chicagoan Rich Lindberg is a member of SABR (Society For American Baseball Research) who harbors a particular interest in White Sox history.

COMISKEY PARK FACTS

Ground Breaking: February 15, 1910

Constructed: 1910

First Game: July 1, 1910, St. Louis defeated Chicago 2-0

First Night Game: August 14, 1939, Chicago defeated St. Louis 5-2

First Home Run: Lee Tannehill (White Sox), July 31, 1910 vs. Detroit
(grand slam)

Capacity: 43,931

Turf: Natural grass

Single-Game Attendance Record: 54,215, June 19, 1953 vs. New York

Single-Season Attendance Record: 2,136,988, 1984

Doubleheader Attendance Record: 55,555, May 20, 1973 vs. Minnesota

Opening Day Attendance Record: 51,560, April 14, 1981 vs. Milwaukee

Single-Game (Day) Attendance Record: 54,215, June 19, 1953 vs. New York

Single-Game (Night) Attendance Record: 53,940, June 8, 1951 vs. New York

Doubleheader (Day) Attendance Record: 55,555, May 20, 1973 vs. Minnesota

Two-Night Doubleheader Attendance Record: 52,592, July 12, 1951 vs. Boston

Four-Game Series Attendance Record: 172,264, July 29-August 1, 1983 vs. New York

Three-Game Series Attendance Record: 144,840, August 8-10, 1960 vs. New York

Two-Game Series Attendance Record: 84,783, August 22-23, 1977 vs. New York

Dimensions

- Left Field Line: 347 feet
- Left Center: 382 feet
- Center Field: 409 feet
- Right Center: 382 feet
- Right Field Line: 347 feet

Outfield Wall Heights

- Left Field: 9 feet, 10 inches
- Center Field: 11 feet
- Right Field: 9 feet, 10 inches

Comiskey Park, long known for its spacious dimensions, during the inaugural All-Star Game on July 6, 1933 prior to the installation of the bullpen in center field. In its long history, only 42 home runs have reached the roof.



ROOFSHOTS

<u>Batter</u>	<u>Pitcher</u>	<u>Date</u>
Babe Ruth (N.Y.)	Tommy Thomas	August 16, 1927
Lou Gehrig (N.Y.)	Urban "Red" Faber	May 4, 1929
Jimmy Foxx (Bos.)	Bob Cain	June 16, 1936
Hank Greenberg (Det.)	Bill Dietrich	April 21, 1938
Jimmy Foxx (Bos.)	John Rigney	May 14, 1940
Ted Williams (Bos.)	John Rigney	May 7, 1941
Eddie Robinson	Al Widmar (St.L.)	April 25, 1951
Michéy Mantle (N.Y.)	Billy Pierce	June 5, 1955
Ted Williams (Bos.)	Harry Byrd	July 23, 1955
Bill Skowron (N.Y.)	Billy Pierce	July 24, 1956
Minnie Minoso	Bud Daley (K.C.)	September 21, 1960
Elston Howard (N.Y.)	Ray Herbert	July 15, 1961
Dave Nicholson	Moe Drabowsky (K.C.)	May 6, 1964
Boog Powell (Balt.)	Juan Pizarro	July 18, 1966
Buddy Bradford	Tom Hall (Minn.)	April 25, 1969
Don Mincher (Oak.)	Bart Johnson	May 24, 1970
Tom Egan	Jack Brown (Wash.)	July 25, 1971
Harmon Killebrew (Minn.)	Dave Lemonds	July 1, 1973
Dick Allen	Mike Cuellar (Balt.)	May 1, 1973
Richie Zisk	Don Gullett (N.Y.)	June 4, 1977
Sal Bando (Oak.)	Wilbur Wood	August 28, 1977
* Greg Luzinski	Bryan Oelkers (Minn.)	June 26, 1983
* Greg Luzinski	Ray Fontenot (N.Y.)	August 1, 1983
* Greg Luzinski	Dennis Boyd (Bos.)	August 28, 1983
* Ron Kittle	Chris Codiroli (Oak.)	September 6, 1983
* Ron Kittle	Mike Walters (Minn.)	September 19, 1983
* Ron Kittle	Al Nipper (Bos.)	April 29, 1984
* Ron Kittle	Dave Rozema (Det.)	July 2, 1984
* Greg Luzinski	Jack Morris (Det.)	July 3, 1984
*Ruppert Jones (Det.)	Tom Seaver	July 3, 1984
* Ron Kittle	Bob Ojeda (Bos.)	August 1, 1984
* Carlton Fisk	Bob Ojeda (Bos.)	August 1, 1984
*Kirk Gibson (Det.)	Tom Seaver	May 10, 1985
* Carlton Fisk	Charlie Leibrandt (K.C.)	May 30, 1985
* Ron Kittle, Game 1	Bob Ojeda (Bos.)	August 8, 1985
* Harold Baines	Tom Filer (Tor.)	August 23, 1985
*George Bell (Tor.)	Tom Seaver	August 24, 1985
*George Bell (Tor.)	Floyd Bannister	August 25, 1985
*Brian Downing (Calif.)	Jerry Don Gleaton	September 18, 1985
*Jose Canseco (Oak.)	Joel Davis	September 22, 1985
Rob Deer (Milw.)	Tom Seaver	April 7, 1986
Larry Sheets (Balt.)	Bob James	May 9, 1987

*Roofshots hit while home plate was moved eight feet closer to the outfield.

BLEACHER HOMERS

<u>Batter</u>	<u>Inn.</u>	<u>Pitcher</u>	<u>Date</u>
Jimmy Foxx (Bos.)	6th	Ted Lyons	May 18, 1934
Hank Greenberg (Det.)	3rd	Frank Gabler	May 27, 1938
Alex Johnson (Calif.)	6th	Billy Wynne	Sept. 9, 1970
Dick Allen	7th	Lindy McDaniel (N.Y.)	Aug. 23, 1972
Richie Zisk	8th	Dave Rozema (Det.)	May 22, 1977
Tony Armas (Bos.)	7th	Tom Seaver	April 28, 1984
George Bell (Tor.), Game 2	7th	Dave Wehrmeister	August 23, 1985

Bold indicates White Sox players

ALL-TIME ROSTER

The all-time Chicago White Sox roster contains 1,236 names.

A (38)

Abrams, Cal, OF (1956)
Ackley, Fritz, P (1963-64)
Acosta, Cy, P (1972-74)
Acosta, Jose, P (1922)
Adair, Jerry, IF (1966-68)
Adams, Bobby, IF (1955)
Adams, Doug, C (1969)
Adams, Herb, OF (1948-50)
Adkins, Grady, P (1928-29)
Agee, Tommie, OF (1965-67)
Agosto, Juan, P (1981-86)
Alcock, Scotty, IF (1914)
Allen, Dick, IF (1972-74)
Allen, Hank, IF (1972-73)
Allen, Lloyd, P (1974-75)
Allen, Neil, P (1986-87)
Almon, Bill, IF (1981-82)
Aloma, Luis, P (1950-53)
Alomar, Sandy, IF-OF (1967-69)
Altizer, Dave, OF-IF (1909)
Altrock, Nick, P (1903-09)
Alvarado, Luis, IF (1971-74)
Anderson, Harold, OF (1932)
Anderson, John, OF-IF (1908)
Anderson, Larry, P (1977)
Andrews, Mike, IF (1971-73)
Aparicio, Luis, IF (1956-62, '68-70)
Appleton, Peter, P (1940-42)
Appling, Luke, IF (1930-50)
Archdeacon, Maurice, OF (1923-25)
Arias, Rudy, P (1959)
Armbruster, Charles, C (1907)
Arrigo, Jerry, P (1970)
Ash, Ken, P (1925)
Atkinson, Bill, P (1980)
Atz, Jackie, IF-OF (1907-09)
Autry, Martin "Chick," C (1929-30)
Averill, Earl Jr., C (1960)

B (117)

Bahnsen, Stan, P (1972-75)
Baines, Harold, OF (1980-)
Baker, Floyd, IF-OF (1945-51)
Baker, Howard, IF (1914-15)
Baker, Jesse, P (1911)
Baldwin, Dave, P (1973)
Bannister, Alan, OF-IF (1976-80)
Bannister, Floyd, P (1983-87)
Barnabe, Charles, P (1927-28)
Barnes, Emile "Red," OF (1930)
Barnes, Robert, P (1924)
Barnes, Richard, P (1982)
Barojas, Salome, P (1982-84)
Barrett, Bill, OF-IF (1923-29)
Barrios, Francisco, P (1974-81)
Barrows, Roland "Cutie," OF (1909-12)

Bartholomew, Les, P (1932)
Battey, Earl, C (1955-59)
Battle, Jim, IF (1927)
Batts, Matt, C (1954)
Baumann, Frank, P (1960-64)
Baumer, Jim, IF (1949)
Baumgarten, Ross, P (1978-81)
Beall, John, OF (1913)
Beard, Ted, OF (1957-58)
Bearden, Gene, P (1953)
Bejma, Ollie, IF (1939)
Bell, Gary, P (1969)
Bell, Kevin, IF-OF (1976-80)
Bell, Ralph, P (1912)
Bender, Charles "Chief," P (1925)
Bennett, Joe "Bugs," P (1921)
Benz, Joe, P (1911-19)
Berg, Moe, C-IF (1926-30)
Berger, Lou "Boze," IF (1937-38)
Berger, Joe, IF (1913-14)
Berghammer, Marty, IF (1911)
Bernazard, Tony, IF (1981-83)
Berrens, Joe, OF (1912)
Berry, Charles, C (1932-33)
Berry, Claude, C (1904)
Berry, Connie, IF (1953)
Berry, Ken, OF-IF (1962-70)
Biggs, Charles, P (1932)
Bischoff, John, C (1925)
Bithorn, Hi, P (1947)
Black, Bill "Jigger," IF (1924)
Blackburn, Foster, P (1921)
Blackburne, Lena, IF-P (1910-12, '14-15, '27, '29)
Blackerby, George, OF (1928)
Blanco, Ossie, IF-OF (1970)
Blankenship, Homer, P (1922-23)
Blankenship, Ted, P (1922-30)
Block, Bruno, C (1910-12)
Blomberg, Ron, OF (1978)
Blue, Lu, IF (1931-32)
Bocek, Milton, OF (1933-34)
Bodie, Frank "Ping," OF-IF (1911-14)
Boken, Bob, IF (1934)
Bollo, Greg, P (1965-66)
Bonds, Bobby, OF (1978)
Bonilla, Bobby, IF-OF (1986)
Bonura, Zeke, IF (1934-37)
Booker, Buddy, C (1968)
Boone, Ike, OF (1927)
Boone, Ray, IF (1958-59)
Bordagaray, Stan "Frenchy," OF (1934)
Borgmann, Glenn, C (1980)
Borton, Bill "Babe," IF (1912-13)
Bosley, Thad, OF (1978-80)
Boston, Daryl, OF (1984-)
Bowers, Grover "Billy," OF (1949)
Bowler, Grant, P (1931-32)

- Bowles, E.J., P (1922)
 Bowser, Jim "Red," OF (1910)
 Boyd, Robert, IF-OF (1951, '53-54)
 Boyer, Ken, IF (1967-68)
 Boyles, Harry, P (1938-39)
 Bradford, Buddy, OF (1966-70,
 '72-76)
 Bradley, Fred, P (1948-49)
 Bradley, Scott, C (1986)
 Bradley, Tom, P (1971-72)
 Brain, David, IF (1901)
 Bratchi, Fred, OF (1921)
 Bravo, Angel, OF (1969)
 Braxton, Garland, P (1930-31)
 Breazeale, Jim, IF (1978)
 Brennan, Tom, P (1984)
 Brett, Ken, P (1976-77)
 Breton, Jimmy, IF (1913-15)
 Brice, Alan, P (1961)
 Brideweser, James, IF (1955-56)
 Brief, Tony "Bunny," IF (1915)
 Brinkman, Chuck, C (1969-74)
 Brohamer, Jack, IF (1976-77)
 Brosnan, James, P (1963)
 Brown, Clint, P (1936-40)
 Brown, DeLos, PH (1914)
 Brown, Dick, C (1960)
 Brown, Hal, P (1951-52)
 Brown, Joseph, P (1927)
 Browne, George, OF (1910)
 Bruner, Jack, P (1949-50)
 Brusstar, Warren, P (1982)
 Bubser, Harold, PH (1922)
 Buford, Don, IF-OF (1963-67)
 Burgess, Forrest "Smoky," C-PH
 (1964-67)
 Burke, Jimmy, IF (1901)
 Burns, Bill "Sleepy," P (1909-10)
 Burns, Britt, P (1978-85)
 Burns, Joseph, C (1924)
 Busby, Jim, OF (1950-52, '55)
 Buzhardt, John, P (1962-67)
 Byrd, Harry, P (1955-56)
 Byrne, Jerry, P (1929)
 Byrne, Robert, IF (1917)
 Byrne, Tommy, P (1953)
- C (93)**
 Cadore, Leon, P (1923)
 Cain, Robert, P (1949-50, '54)
 Cain, Merritt "Sugar," P (1936-38)
 Caithamer, George, C (1934)
Calderon, Ivan, OF (1986-)
 Caldwell, Earl, P (1945-48)
 Callahan, Jim "Nixey," OF-P-IF
 (1901-05, '11-13)
 Callison, John, OF (1958-59)
 Campbell, Bruce, OF (1930-32)
 Cangelosi, John, OF (1985-86))
 Caraway, Pat, P (1930-32)
 Carey, Andy, IF (1961)
 Carlos, Francisco, P (1967-69)
 Carlton, Steve, P (1986)
 Carnett, Ed, OF-IF-P (1944)
 Carrasquel, Chico, IF (1950-55)
 Carrasquel, Alex, P (1949)
 Carreon, Camilo, C (1959-64)
 Carroll, Clay, P (1976-77)
 Cash, Norm, IF-OF (1958-59)
 Castino, Vince, C (1943-45)
 Castner, Paul, P (1923)
 Cater, Danny, OF-IF (1965-66)
 Causey, Wayne, IF (1966-68)
 Cavaretta, Phil, IF-OF (1954-55)
 Chakales, Robert, P (1955)
 Chamberlain, William, P (1932)
 Chamberlain, Joe, IF (1934)
 Chapman, Ben, OF (1941)
 Chappas, Harry, IF (1978-80)
 Chappell, Larry, OF (1913-15)
 Chase, Hal, IF-OF (1913-14)
 Chelini, Italo Vincent, P (1935-
 37)
 Chouinard, Felix, OF-IF (1910-
 11)
 Chouneau, Bill "Chief," P (1910)
 Christian, Robert, OF (1969-70)
 Christmas, Steve, C (1984)
 Christopher, Lloyd, OF (1947)
 Cicotte, Eddie, P (1912-20)
 Cissell, Bill, IF (1928-32)
 Citarella, Ralph, P (1987)
 Clancy, John "Bud," If (1924-30)
 Clark, Alfred, OF-IF (1953)
 Clark, Bryan, P (1986-87)
 Clark, Harry "Pep," IF (1903)
 Clarke, Richard, IF (1944)
 Coan, Gil, OF (1955)
 Cochrane, Dave, IF (1986)
 Coggins, Rich, OF (1976)
 Colavito, Rocky, OF (1967)
 Colbern, Mike, C (1978-79)
 Cole, Bert, P (1927)
 Cole, Willis, OF (1909-10)
 Coleman, Ray, OF (1951-52)
 Collins, Eddie, IF (1915-26)
 Collins, John "Shano," OF-IF
 (1910-20)
 Coluccio, Bob, OF (1975, '77)
 Conde, Ramon, IF (1962)
 Conlan, John "Jocko," OF (1934-
 35)
 Connally, George "Sarge," P
 (1921-29)
 Connelly, Bill, P (1950)
 Connors, Merv, IF, (1937-38)
 Consuegra, Sundalio "Sandy," P
 (1953-56)
 Contreras, Nardi, P (1980)
 Coombs, Cecil, OF (1914)
 Corey, Ed, P (1918)
 Corhan, Roy, IF (1911)
 Correa, Edwin, P (1985)
 Cortazzo, John "Shine," PH
 (1923)
 Courtney, Clint, C (1955)

(All-Time Roster continued)

Courtney, Harry, P (1922)
Covington, Wes, OF (1961)
Cowley, Joe, P (1986)
Cox, Ernie, P (1922)
Cox, George, P (1928)
Cox, Leslie, P (1926)
Cox, William, P (1937-38)
Crabb, James Roy, P (1912)
Craig, Rodney, OF (1986)
Cravath, Cliff, OF (1909)
Crider, Jerry, P (1970)
Crouse, Clyde "Buck," C (1923-30)
Cruz, Henry, OF (1977-78)
Cruz, Julio, IF (1983-86)
Cruz, Todd, IF (1980)
Cruz, Tommy, OF (1977)
Cuccinello, Tony, IF (1943-45)
Cuellar, Charlie, P (1950)
Cullen, Tim, IF (1968)
Culler, Dick, IF (1943)
Cunningham, Joe, IF-OF (1962-64)
Curtright, Guy, OF (1943-46)
Cvengros, Mike, P (1923-25)

D (58)

Daglia, Peter, P (1932)
Dahlke, Jerry, P (1956)
Dal Canton, Bruce, P (1977)
Daly, Thomas, IF (1902-03)
Daly, Tom, OF-C-IF (1913-15)
Danforth, Dave, P (1916-19)
Dashiell, Wally, IF (1924)
Davenport, Joubert, P (1921-24)
Davis, Frank "Dixie," P (1915)
Davis, George, IF (1902, '04-09)
Davis, Isaac, IF (1924-25)
Davis, Joel, P (1985-)
Davis, Tommy, OF-IF (1968)
Dawley, Bill, P (1986)
Debusschere, Dave, P (1962-63)
Degerick, Mike, P (1961-63)
DeLeon, Jose, P (1986-87)
Delhi, Lee "Flame," P (1912)
Delsing, Jim, OF (1948, '56)
Demaestri, Joe, IF (1951)
Demmitt, Ray, OF (1914-15)
Dent, Russell "Bucky," IF (1973-76)
Dente, Sam, IF-OF (1952-53)
Derrington, Jimmy, P (1956-57)
DeSa, Joe, IF (1985)
Deviveiros, Bernie, IF (1924)
Devormer, Al, C-OF (1918)
Dickey, George, C (1941-42,
'46-47)
Dickshot, John, OF (1944-45)
Dietrich, Bill, P (1936-46)
Dillard, Steve, IF (1982)
Dillinger, Robert, IF (1951)
Dilone, Miguel, OF (1983)
Dobbs, John, P (1924)
Dobernic, Jess, P (1939)
Dobson, Joe, P (1951-53)
Doby, Larry, OF (1956-59)

Dolan, Pat, OF-IF (1903)
Donahue, John "Jiggs," IF (1904-09)
Donovan, Dick, P (1955-60)
Dorish, Harry, P (1951-55)
Dorman, Dwight "Dutch," C (1923)
Dotson, Richard, P (1979-87)
Dougherty, Pat, OF (1906-11)
Dougherty, Tom, P (1904)
Douglas, Phil, P (1912)
Downing, Brian, C-OF-IF (1973-77)
Drabowsky, Moe, P (1972)
Dropo, Walt, IF (1955-58)
Duff, Cecil, P (1922)
Dugan, Dan, P (1928-29)
Dundon, Gus, IF (1904-06)
Dunkle, Davey, P (1903)
Dupee, Frank, P (1901)
Durham, Ed "Bull," P (1933)
Durham, Jimmy, P (1902)
Dybzinski, Jerry, IF (1983-84)
Dykes, Jimmy, IF (1933-39)

E (29)

Earnshaw, George, P (1934-35)
Easterly, Ted, C (1912-13)
Eaves, Vallie, P (1939-40)
Eddy, Don, P (1970-71)
Eden, Mike, IF (1978)
Edmondson, Paul, P (1969)
Edwards, Jim Joe, P (1925-26)
Edwards, Henry, OF (1952)
Egan, Tom, C-IF (1971-72)
Eichrodt, Fred, OF (1931)
Eliu, Lee, IF (1966)
Elliott, Bob, IF-OF (1953)
Ellis, Sammy, P (1969)
Elsh, Roy, OF-IF (1923-25)
Embry, Charlie "Slim," P (1923)
English, Charles, IF (1932-33)
Ennis, Del, OF (1959)
Enright, George, C (1976)
Ens, Anton "Mutz," IF (1912)
Erautt, Joseph, C (1950-51)
Escarrega, Ernesto, P (1982)
Esposito, Sam, IF-OF (1952, '55-63)
Esser, Mark, P (1979)
Essian, Jim, C-IF (1976-77, '81)
Evans, Art "Bill," P (1932)
Evans, Bill, P (1949)
Evans, Rus "Red," P (1936)
Evers, Johnny, IF (1922)
Ewing, Sam, IF (1973, '76)

F (47)

Faber, Urban "Red," P (1914-33)
Fain, Ferris, IF (1953-54)
Falk, Bibb, OF (1920-28)
Fallon, Bob, P (1985)
Farley, Bob, IF-OF (1962)
Farmer, Ed, P (1979-81)
Farrell, Kerby, IF (1945)
Fautsch, Joe, PH (1916)
Fehring, Bill, C (1934)

Felsch, Oscar "Happy," OF
(1915-20)
Fenner, Horace, P (1921)
Fernandez, Ed, C (1946)
Ferrarese, Don, P (1960)
Fieber, Clarence, P (1932)
Fiene, Louis, P (1906-09)
Filson, Pete, P (1986)
Fireovid, Steve, P (1985)
Fischer, Carl, P (1935)
Fischer, Bill, P (1956-58)
Fisher, Eddie, P (1962-66, '72-73)
Fisher, Jack, P (1968)
Fisk, Carlton, C-OF-IF (1981-)
Flaherty, Patrick,, P (1903-04)
Flanigan, Thomas, P (1954)
Flannery, John, IF (1977)
Flaskamper, Ray, IF (1927)
Fletcher, Scott, IF (1983-85)
Foley, Marv, C-IF (1978-82)
Fonseca, Lew, IF-OF-P (1931-33)
Ford, Eugene, P (1938)
Foreman, August "Happy," P (1924)
Fornieles, Mike, P (1953-56)
Forster, Terry, P (1971-76)
Foster, Clarence "Pop," OF-IF
(1901)
Foster, George, OF (1986)
Fothergill, Robert, OF (1930-32)
Fournier, Jack, IF-OF (1912-17)
Fox, Nelson, IF (1950-63)
Frailing, Ken, P (1972-73)
Francona, Tito, OF (1958)
Frazier, Victor, P (1931-33, '39)
Freese, Gene, IF (1960, '65-66)
Freeze, Jake, P (1925)
French, Charles, IF-OF (1910)
French, Ray, IF (1924)
Frost, Dave, P (1977)
Funk, Elias, P (1932-33)

G (49)

Gabler, Frank, P (1938)
Gallivan, Phil, P (1932, '34)
Gamble, Oscar, OF (1977, '85)
Gandil, Charles "Chick," IF-OF
(1910, '17-19)
Garcia, Mike, P (1960)
Garland, Louis, P (1931)
Garr, Ralph, OF (1976-79)
Garrity, Francis, C (1938-39)
Garvin, Virgil, P (1902)
Gaston, Milton, P (1932-34)
Gates, Joe, IF (1978-79)
Gebrian, Pete, P (1947)
Geddes, Jim, P (1972-73)
Gerlach, John, IF (1938-39)
Gettel, Allen, P (1948-49)
Gick, George, P (1937-38)
Gilbert, Mark, OF (1985)
Giles, Brian, IF (1986)
Gillenwater, Claral, P (1923)
Gillespie, Robert, P (1947-48)

Ginsberg, Joe, C (1960-61)
Gleason, Bill "Kid" IF (1912)
Gleaton, Jerry Don, P (1984-85)
Gogolewski, Bill, P (1975)
Goldsberry, Gordon, IF-OF
(1949-51)
Goletz, Stan, PH (1941)
Good, Wilbur, OF (1918)
Goodell, John, P (1928)
Goodman, Bill, IF (1958-61)
Goodwin, Jim, P (1948)
Gossage, Rich "Goose," P (1972-76)
Grabowski, John "Nig," C-IF
(1924-26)
Graham, Roy, C (1922-23)
Granger, Wayne, P (1974)
Grant, Jimmy, IF (1942-43)
Gray, Lorenzo, IF (1982-83)
Gray, Ted, P (1955)
Green, Danny, OF (1902-05)
Gregory, Paul, P (1932-33)
Griffith, Clark, P-OF (1901-02)
Grimsley, Ross, P (1951)
Grissom, Marv, P (1952)
Groth, Ernie, P (1949)
Groth, John, OF (1954-55)
Grove, Orval, P (1940-49)
Grube, Frank, C (1931-33, '35-36)
Guillen, Ozzie, IF (1985-)
Gulley, Thomas, OF (1926)
Gumpert, Randy, P (1948-51)

H (91)

Haas, Bert, IF-OF (1951)
Haas, George "Mule," OF-IF
(1933-37)
Hacker, Warren, P (1961)
Hadley, Irv "Bump," P (1932)
Haefner, Mickey, P (1949-50)
Hafey, Bud, OF (1935)
Hahn, Ed, OF (1906-10)
Haid, Hal, P (1933)
*Hairston, Jerry, PH-OF-IF
(1973-77, '81-)*
Hairston, Sam, C (1951)
Hajduk, Chester, PH (1941)
Hallett, John, P (1940-41)
Hallman, Bill, OF (1903)
Hamilton, Dave, P (1975-77)
Hamilton, Jack, P (1969)
Hamilton, Steve, P (1970)
Hamner, Ralph, P (1946)
Hancock, Fred, IF-OF (1949)
Hansen, Ron, IF (1963-69)
Hanski, Don, IF-P (1943-44)
Happenny, John, IF (1923)
Hargrove, Pat, PH (1918)
Harris, Dave, OF (1930)
Harris, Spence, OF (1925-26)
Harrist, Earl, P (1947-48, '53)
Harshman, Jack, P-IF (1954-57)
Hart, Jim "Hub," C (1905-07)
Hartman, Fred, IF (1901)

(All-Time Roster continued)

- Harvey, Ed, OF-P (1901)
Hasbrook, Bob "Ziggy," IF
(1916-17)
Hassey, Ron, C (1986-87)
Hatfield, Fred, IF (1956-57)
Hatton, Grady, IF (1954)
Hayes, Frank "Blimp," C (1946)
Hayes, Jackie, IF (1932-40)
Haynes, Joe, P (1941-48)
Heath, Bill, C (1965)
Heath, Spencer, P (1920)
Heim, Val, OF (1942)
Held, Woodie, OF-IF (1968-69)
Hemphill, Frank, OF (1906)
Henderson, Joe, P (1974)
Henderson, Ken, OF (1973-75)
Henline, Wally "Butch," C
(1930-31)
Henry, Frank "Dutch," P (1929-30)
Herbert, Ray, P (1961-64)
Hernandez, Rudy, IF (1972)
Herring, Art "Red," P (1939)
Herrmann, Ed, C (1967, '69-74)
Hershberger, Mike, OF (1961-64,
'71)
Heving, Joe, P (1933-34)
Heydon, Mike, C (1904)
Hickey, Kevin, P (1981-83)
Hickman, Charlie "Piano Legs," IF
(1907)
Hicks, Jim, OF-IF (1964-66)
Hicks, Joe, OF (1959-60)
Higdon, Bill, OF (1949)
Higgins, Denny, P (1966-67)
Hill, Donnie, IF (1987-)
Hill, Marc, C-IF (1981-86)
Hinton, Rich, P (1971, '75, '78-79)
Hoag, Myril, OF (1941-42, '44)
Hockett, Oris, OF (1945)
Hodapp, Johnny, OF-IF (1932)
Hodge, Clarence "Shovel," P
(1920-22)
Hodgin, Ralph, OF-IF (1943-44,
'46-48)
Hoffman, Clarence, OF (1929)
Hoffman, Guy, P (1979-80, '83)
Holcombe, Ken, P (1950-52)
Hollingsworth, Al, P (1946)
Holmes, James "Ducky," OF
(1903-05)
Hooper, Harry, OF (1921-25)
Hopkins, Gail, IF-C (1968-70)
Hopkins, Marty, IF (1934-35)
Horlen, Joel, P (1961-71)
Hottman, Ken, OF (1971)
Hovlik, Joe, P (1911)
Howard, Bruce, P (1963-67)
Howard, Fred, P (1979)
Howell, Millard "Dixie," P
(1955-58)
Hoy, Bill "Dummy," OF (1901)
Hoyt, LaMarr, P (1979-84)
Hudson, Hal, P (1952-53)
Huelsman, Frank, OF (1904)
Hughes, Ed, C (1902)
Hughes, Jim, P (1957)
Hulett, Tim, IF (1983-)
Humphries, John, P (1941-45)
Hunnefield, Bill, IF (1926-30)
Huntz, Steve, IF (1971)
Hutchinson, Ira, P (1933)
- I (1)**
Isbell, Frank, IF-OF-P-C (1901-09)
- J (49)**
Jackson, Charles, OF (1915)
Jackson, "Shoeless" Joe, OF-IF
(1915-20)
Jackson, Ron, IF (1954-59)
Jacobs, Elmer, P (1927)
Jacobs, Otto, C (1918)
Jacquez, Pat, P (1971)
James, Bill, P (1919)
James, Bob, P (1985-87)
Janeski, Gerry, P (1970)
Jasper, Harry "Hi," P (1914-15)
Jefferson, Jesse, P (1975-76)
Jeffries, Irving, IF (1930-31)
Jenkins, Joe, C (1917, '19)
Jenkins, John, IF (1922)
Jeter, John, OF (1973)
John, Tommy, P (1965-71)
Johns, Pete, IF (1915)
Johnson, Bart, P (1969-77, '85)
Johnson, Connie, P (1953, '55-56)
Johnson, Darrell, C (1952)
Johnson, Deron, IF (1975)
Johnson, Don, P (1954)
Johnson, Ellis, P (1912, '15)
Johnson, Ernie, IF (1912, '21-23)
Johnson, Johnny, P (1945)
Johnson, L.D., C (1978)
Johnson, Lamar, IF-OF (1974-81)
Johnson, Randy, OF-IF (1980)
Johnson, Stanley, OF (1960)
Johnston, Jimmy, OF (1911)
Johnstone, Jay, OF (1971-72)
Jok, Stan, IF-OF (1954-55)
Jolley, Smead, OF (1930-32)
Jones, Al, P (1983-85)
Jones, Bill "Tex," IF (1911)
Jones, Charles, P (1904)
Jones, Cleon, OF (1976)
Jones, Davey, OF (1913)
Jones, Grover "Deacon," IF
(1962-63, '66)
Jones, Fielder, OF (1901-08)
Jones, Jake, IF (1941-42, '46-47)
Jones, Sam "Sad," P (1932-35)
Jones, Steve, P (1967)
Jordan, Tom, C (1944, '46)
Jordan, Ray "Rip," P (1912)
Josephson, Duane, C (1965-70)
Jourdan, Ted, IF (1916-18, '20)
Joyce, Mike, P (1962-63)

Judson, Howard, P (1948-52)

K (62)

Kaat, Jim, P (1973-75)
Kalin, Frank, OF (1943)
Kamm, Willie, IF (1923-31)
Kane, John, IF (1925)
Karkovice, Ron, C (1986-)
Katoll, John, P (1901-02)
Kavanaugh, Charlie "Silk," PH
(1914)
Kealey, Steve, P (1971-73)
Keedy, Pat, IF-OF (1987)
Keegan, Bob, P (1953-58)
Kell, George, IF-OF (1954-56)
Kelly, Pat, OF (1971-76)
Kelly, Al "Red," OF (1910)
Kemmerer, Russ, P (1960-62)
Kemp, Steve, OF (1982)
Kennedy, Bill, P (1952)
Kennedy, Bob, IF-OF (1939-42,
'46-48, '55-57)
Kennedy, Vern, P (1934-37)
Kenworthy, Dick, IF (1962, '64-68)
Keough, Joe, PH (1973)
Keriazakos, Gus, P (1950)
Kern, Jim P (1982-83)
Kerr, Dick, P (1919-21, '25)
Kerr, John, IF (1929-31)
Kessinger, Don, IF (1977-79)
Kiefer, Joe, P (1920)
Kimm, Bruce, C (1980)
Kimsey, Chad, P (1932-33)
Kinder, Ellis, P (1956-57)
Kinzy, Harry, P (1934)
King, Jim, OF-C (1967)
Kirkwood, Don, P (1977)
Kirrene, Joe, IF (1950, '54)
Kittle, Ron, OF (1982-86)
Klaerner, Hugo, P (1934)
Klages, Fred, P (1966-67)
Klepfer, Ed, P (1915)
Klieman, Ed, P (1949)
Klinger, Joe, OF-C-IF (1930)
Kluszewski, Ted, IF (1959-60)
Knapp, Chris, P (1975-77)
Knickerbocker, Bill, IF (1941)
Knoop, Bobby, IF (1969-70)
Knott, Jack, P (1938-40)
Kolloway, Don, IF (1940-43,
'46-49)
Koosman, Jerry, P (1981-83)
Kowalik, Fabian, P (1932)
Kozar, Al, IF (1950)
Kravec, Ken, P (1975-80)
Kreevich, Mike, OF-IF (1935-41)
Kreitz, Ralph "Red," C (1911)
Kress, Charlie, IF (1949-50)
Kress, Ralph "Red," OF-IF
(1932-33)
Kretlow, Lou, P (1950-53)
Kreutzer, Frank, P (1962-64)
Krsnich, Rocky, IF (1949, '52-53)

Kucek, Jack, P (1974-79)
Kuhel, Joe, IF (1938-43, '46-47)
Kuhn, Walter "Red," C (1912-14)
Kuntz, Rusty, OF (1979-83)
Kusnyer, Art, C (1970)
Kuzava, Robert, P (1949-50)

L (61)

LaGrow, Lerrin, P (1977-79)
Lamabe, Jack, P (1966-67)
Lamline, Fred, P (1912)
Lamp, Dennis, P (1981-83)
Landenberger, Ken, IF (1952)
Landis, Jim OF (1957-64)
Landrum, Jesse, IF (1938)
Lane, Dick, OF (1949)
Lange, Frank, P (1910-13)
LaPalme, Paul, P (1956-57)
LaPoint, Dave, P (1987-)
Lapp, Jack, C (1916)
Larsen, Don, P (1961)
Lary, Frank, P (1965)
Lathrop, Bill, P (1913-14)
Latman, Barry, P (1957-59)
Law, Rudy, OF (1982-85)
Law, Vance, IF (1982-84)
Lawrence, Robert, P (1924)
Lazar, Danny, P (1968-69)
Lee, Thornton, P (1937-47)
Lees, George, C (1921)
LeFlore, Ron, OF (1981-82)
Lehner, Paul, OF (1951)
Leibold, Harry "Nemo," OF
(1915-20)
Leifer, Elmer, OF (1921)
Leitner, George, P (1902)
Lemon, Chet, OF (1975-81)
Lemon, Jim, OF-IF (1963)
Lemons, Dave, P (1972)
Lenhardt, Don "Footsie," OF-IF
(1951)
Leon, Eddie, IF (1973-74)
Leopold, Rudy, P (1928)
Lepcio, Ted, IF (1961)
Leverette, Gorham "Dixie," P
(1922-24, '26)
Lindsey, Bill, C (1987-)
Lindstrom, Charlie, C (1958)
Little, Bryan, IF (1985-86)
Littlefield, Dick, P (1951)
Locker, Bob, P (1965-69)
Lodigiani, Dario, IF (1941-42, '46)
Lolich, Ron, OF (1971)
Lollar, Sherman, C-IF (1952-63)
Lollar, Tim, P (1985)
Long, Bill, P (1985, '87-)
Long, Jeoff, IF-OF (1964)
Long, Jim, C (1922)
Look, Dean, OF (1961)
Lopat, Eddie, P (1944-47)
Lord, Harry, IF-OF (1910-14)
Lovett, Merritt "Mem," PH (1933)
Loviglio, Jay, IF (1981-82)

(All-Time Roster continued)

Lowdermilk, Grover, P (1919-20)
Lown, Omar "Turk," P (1958-62)
Lupien, Ulysses Tony," IF (1948)
Luzinski, Greg, DH (1981-84)
Lyle, Albert "Sparky," P (1982)
Lynn, Byrd, C (1916-20)
Lyons, Steve, IF-OF (1986-)
Lyons, Ted, P-OF (1923-42, '46)
Lyttle, Jim, OF (1972)

M (119)

Mack, Frank, P (1922-23, '25)
Madjeski, Ed, C (1934)
Magnuson, Jim, P (1970-71)
Magoon, George, IF (1903)
Majeski, Hank, IF (1950-51)
Mahoney, Bob, P (1951)
Mallone, Jule, OF (1925)
Malone, Eddie, C (1949-50)
Maltzberger, Gordon, P (1943-44,
'46-47)
Manda, Carl, IF (1914)
Mangum, Leo, P (1924-25)
Mann, Johnny, IF (1928)
Manrique, Fred, IF (1987-)
Manuel, Mark "Moxie," P (1908)
Marcum, John, P (1939)
Marlowe, Dick, P (1956)
Marsh, Freddie, IF-OF (1953-54)
Marshall, Willard, OF (1954-55)
Martin, J.C., IF-C (1959-67)
Martin, Joe, IF (1938)
Martin, Morrie, P (1954-56)
Martinez, Silvio, P (1977)
Martz, Randy, P (1983)
Masi, Phil, C (1950-52)
Matias, John "Pineapple," OF-IF
(1970)
Mattick, Wally "Chick," OF
(1912-13)
Mauldin, Mark, IF (1934)
Maxwell, Charlie, OF-IF (1962-64)
May, Carlos, IF-OF (1968-76)
May, Milt, C (1979)
Maye, Lee, OF-IF (1970-71)
Mayer, Erskine, P (1919)
Mayer, Wally, C-IF (1911-12, '14-
15)
McAleese, John, P 1901)
McAnany, Jim, OF (1958-60)
McBee, Pryor, P (1926)
McBride, Ken, P (1959-60)
McCabe, Dick, P (1922)
McCall, Brian, OF (1962-63)
McClellan, Harvey, IF-OF
(1919-24)
McConnell, Ambrose "Amby," IF
(1910-11)
McCormick, Mike, OF (1950)
McCraw, Tommy, IF-OF (1963-70)
McCurdy, Harry, C-IF (1926-28)
McDonald, Jim, P (1956-58)
McDowell, Jack, P (1987-)

McFarland, Ed, C-IF (1902-07)
McFarland, Herm, OF (1901-02)
McGhee, Ed, OF (1950, '54-55)
McGlothen, Lynn, P (1981)
McGlothlin, Jim, P (1973)
McGuire, Tom, P (1919)
McIlwain, Stover, P (1957-58)
McIntyre, Matty, OF (11-12)
McKain, Harold, P (1929-32)
McKeon, Joel, P (1986-87)
McKinney, Rich, IF-OF (1970-71)
McLarry, Howard "Polly," IF
(1912, '15)
McLish, Cal, P (1961)
McMackin, Sam, P (1902)
McMahon, Don, P (1967-68)
McMullin, Fred, IF (1916-20)
McNair, Eric "Boob," IF (1939-40)
McNertney, Jerry, C (1964-68)
McWeeney, Doug, P (1921-22, '24)
Mele, Sam, OF-IF (1952-53)
Meloan, Paul "Mollie," OF (1910-1)
Melton, Bill, IF-OF (1968-75)
Merriman, Lloyd, OF (1955)
Mertes, Sam, IF-OF-C (1901-02)
Messenger, Bobby, OF (1909-11)
Metkovich, George "Catfish," OF
(1949)
Metzig, Bill, IF (1944)
Metzler, Alex, OF (1927-30)
Meyer, Billy, C (1913)
Meyer, George, IF (1938)
Michaels, Cass, IF-OF (1943-50,
'54)
Michaelson, John, P (1921)
Miller, Bob, P (1970)
Miller, Frank, P (1913)
Miller, Walter "Jake," P (1933)
Minoso, Orestes "Minnie," OF-IF
(1951-57, '60-61, '64, '76, '80)
Miranda, Willie, IF (1952)
Mitchell, Roy, P (1918)
Mogridge, George, P (1911-12)
Molinaro, Bobby, OF (1977-78,
'80-81)
Moloney, Rich, P (1970)
Monroe, Larry, P (1976)
Monteaugudo, Aurelio, P (1967)
Moore, Barry, P (1970)
Moore, Jim OF (1930)
Moore, Jimmy, P (1930-32)
Moore, Alvin "Junior," OF-IF
(1978-80)
Moore, Randy, OF (1927-28)
Moore, Ray, P (1958-60)
Morales, Rich, IF-OF (1967-73)
Moran, Carl "Bugs," P (1974)
Morehart, Ray, IF (1924, '26)
Moriarty, George, IF (1916)
Morman, Russ, IF-OF (1986)
Morrison, Jim, IF (1979-82)
Morrisey, Joseph "Jo Jo," IF (1936)
Moses, Gerry, C-IF (1975)

Moses, Wally, OF (1942-46)
 Moss, Les, C (1955-58)
 Mossi, Don, P (1964)
 Mostil, Johnny, OF-IF (1918, '21-29)
 Moulder, Glen, P (1948)
 Mueller, Bill, OF (1942, '45)
 Mulleavy, Greg, IF (1930, '32)
 Mullen, Charlie, IF-OF (1910-11)
 Mulligan, Eddie, IF (1921-22)
 Mullins, Fran, IF (1980)
 Mulrennan, Dominic, P (1921)
 Mura, Steve, P (1983)
 Murphy, Danny, P (1969-70)
 Murphy, Eddie, Of-If (1915-21)
 Murray, George, P (1933)
 Muser, Tony, IF-OF (1971-75)

N (26)

Nagel, Bill, IF (1945)
 Nahorodny, Bill, C-IF (1977-79)
 Naleway, Frank, IF (1924)
 Nash, Charles "Cotton," IF (1967)
 Neis, Bernie, OF (1927)
 Nelson, Andy, P (1908)
 Nelson, Gene, P (1984-86)
 Nelson, Glenn "Rocky," IF-OF (1951)
 Nelson, Roger, P (1967)
 Ness, Jack, IF (1916)
 Neumeier, Dan, P (1972)
 Niarhos, Gus, C (1950-51)
 Nicholas, Don, OF (1952, '54)
 Nichols, Reid, OF (1985-86)
 Nicholson, Dave, OF (1963-65)
 Nielsen, Scott, P (1987)
 Nieman, Bob, OF (1955-56)
 Niemann, Randy, P (1984)
 Nordbrook, Tim, IF (1977)
 Nordhagen, Wayne, OF-C-P (1976-81)
 Norman, Bill, OF (1931-32)
 Northey, Ron, OF (1955-57)
 Noyes, Wynn, P (1919)
 Nyman, Chris, IF-OF (1982-83)
 Nyman, Jerry, P (1968-69)
 Nyman, Nyls, OF (1974-77)

O (21)

O'Brien, Syd, IF (1970)
 O'Brien, Thomas "Buck," P (1913)
 Odom, John "Blue Moon," P (1976)
 Olmstead, Fred, P (1908-11)
 O'Malley, Tom, IF (1984)
 O'Neill, Bill, OF-IF (1906)
 O'Neill, Emmett, P (1946)
 Orengo, Joe, IF (1945)
 Orta, Jorge, IF-OF (1972-79)
 Ortiz, Jose, OF (1969-70)
 Osborn, Dan, P (1975)
 Osinski, Dan, P (1969)
 Osteen, Claude, P (1975)
 Ostergard, Bob "Red," IF (1921)

Ostrowski, John, OF-IF (1949-50)
 O'Toole, Denny, P (1969-73)
 O'Toole, Jim, P (1967)
 Otten, Jim, P (1974-76)
 Owen, Frank, P (1903-09)
 Owen, Marv, IF (1938-39)
 Owens, Frank, C (1909)

P (52)

Paciorek, Tom, IF-OF (1982-85)
 Paddock, Del, IF (1912)
 Papai, Al, P (1955)
 Papish, Frank, P (1945-48)
 Parent, Freddy, IF-OF (1908-11)
 Parsons, Casey, OF (1983-84)
 Pasek, John, C (1934)
 Patterson, Hamilton, OF (1909)
 Patterson, Reggie, P (1981)
 Patterson, Roy, P (1901-07)
 Pavletich, Don, C-IF (1969)
Pawlowski, John, P (1987-)
 Payne, Fred, C-Of (1909-11)
 Payne, George, P (1920)
 Pearson, Ike, P (1948)
 Peckinpaugh, Roger, IF (1927)
 Pence, Elmer, OF (1922)
 Pence, Russell, P (1921)
 Perconte, Jack, IF (1986)
 Perkovich, John, P (1950)
 Perme, Len, P (1942, '46)
 Perzanowski, Stan, P (1971, '74)
 Peters, Gary, P (1959-69)
 Peters, Oscar "Rube," P (1912)
Peterson, Adam, P (1987-)
 Peterson, Carl "Buddy," IF (1955)
 Phelps, Ray "Babe," P (1935-36)
 Philley, Dave, OF (1941, '46-51, '56-57)
 Phillips, John "Bubba," IF-OF (1956-59)
 Phillips, Taylor, P (1963)
 Piatt, Wiley, P (1901-02)
 Pierce, Billy, P (1949-61)
 Pieretti, Marino, P (1948-49)
 Piet, Tony, IF (1936-37)
 Pilarcik, Al, OF (1961)
 Pinelli, Ralph "Babe," OF (1918)
 Pitlock, Lee "Skip," P (1974-75)
 Pizarro, Juan, P (1961-66)
 Platt, Mizel "Whitey," OF (1946)
 Pollet, Howard, P (1956)
 Pomorski, John, P (1934)
 Porter, Irv, OF (1914)
 Poser, John, P (1932)
 Powell, Bob, OF (1955, '57)
 Pratt, Frank, PH (1921)
 Priddy, Bob, P (1968-69)
 Proctor, Ed, P (1923)
 Proly, Mike, P (1978-80)
 Pruitt, Ron, OF-C-IF (1980)
 Pryor, Greg, IF (1978-81)
 Purdy, Everett, P (1926)
 Purtell, Billy, IF (1908-10)

Q (6)

Qualls, Jim, OF (1972)
Qualters, Tom, P (1958)
Quillin, Lee, IF (1906-07)
Quinlan, Tom "Finners," OF (1915)
Quinn, John, P (1918)
Quirk, Jamie, C (1984)

R (62)

Radcliff, Ray "Rip," OF-IF
(1934-39)
Rader, Don, OF-IF (1913)
Ragan, Pat, P (1919)
Rapp, Earl, OF (1949)
Rath, Fred, P (1968-69)
Rath, Morrie, IF (1912-13)
Raymond, Claude, P (1959)
Redfern, George, IF (1928-29)
Redus, Gary, OF (1987-)
Reed, Ron, P (1984)
Regan, Phil, P (1972)
Reichardt, Rick, OF-IF (1971-73)
Reilly, Barney, IF-OF (1909)
Renko, Steve, P (1977)
Rensa, Tony, C (1937-39)
Reynolds, Carl, OF (1927-31)
Reynolds, Danny, IF (1945)
Rhawn, Bobby, IF (1949)
Rhyne, Hal, IF (1933)
Ribant, Dennis, P (1968)
Richard, Lee "Bee Bee," IF-OF
(1971-72, '74-75)
Rickert, Marv, OF-IF (1950)
Riddle, Johnny, C (1930)
Rigney, John, P (1937-42, '46-47)
Risberg, Charles "Swede," IF-OF
(1917-20)
Rivera, "Jungle" Jim, OF-IF
(1952-61)
Riviere, Art "Tink," P (1925)
Roberge, Bert, P (1984)
Robertson, Charles, P (1919, '22-25)
Robinson, Aaron, C (1948)
Robinson, Dewey, P (1979-81)
Robinson, Eddie, IF (1950-52)
Robinson, Floyd, OF (1960-66)
Rock, Les, IF (1936)
Rodriguez, Aurelio, IF (1982-83)
Rodriguez, Hector, IF (1952)
Rogovin, Saul, P (1951-53)
Rohe, George, IF-OF (1905-07)
Romano, Johnny, C (1958-59,
'65-66)
Romo, Vincente, P (1971-72)
Rondon, Gil, P (1979)
Roof, Phil, C (1976)
Roselli, Bob, C (1961-62)
Rosenberg, Lou, IF (1923)
Rosenthal, Larry, OF-IF (1936-41)
Ross, Lee "Buck," P (1941-45)
Rotblatt, Marv, P (1948, '50-51)
Roth, Frank, C (1906)

Roth, Robert "Braggo," OF-IF
(1914-15)
Rothrock, Jack, OF-IF (1932)
Rounsaville, Gene, P (1970)
Roush, Eddie, OF (1913)
Royster, Jerry, IF-OF (1987)
Rudolph, Don, P (1957-59)
Ruel, Herold "Muddy," C (1934)
Ruffing, Charlie "Red," P-OF
(1947)
Rush, Bob, P (1960)
Russell, Ewell "Reb," P-OF
(1913-19)
Russell, John, P (1921-22)
Ryal, Mark, OF (1985)
Ryan, Connie, IF (1953)
Ryan, John "Blondy," IF (1930)

S (127)

Sadowski, Bob, IF (1962)
Salazar, Luis, IF-OF (1985-86)
Salkeld, Bill, C (1950)
Salveson, Jack, P (1935)
Santo, Ron, IF (1974)
Sawatski, Carl, C (1954)
Sawyer, Rick, P (1975)
Scala, Jerry, OF (1948-50)
Scarbery, Randy, P (1979-80)
Scarborough, Ray, P (1950)
Schaffer, Jimmie, C (1965)
Schalk, Ray "Cracker," C (1912-28)
Schalk, Roy, IF (1944-45)
Schaller, Walter "Biff," OF (1913)
Schlueter, Norm, C (1938-39)
Schmidt, Dave, P (1986)
Schreckengost, Ossee, C (1908)
Schrieber, Hank, OF (1914)
Schueler, Ron, P (1978-79)
Schultz, Webb, P (1924)
Schupp, Ferdie, P (1922)
Score, Herb, P (1960-62)
Scott, Jim "Death," P (1909-17)
Scott, Everett "Deacon," IF (1926)
Scroggins, Jim, P (1913)
Searage, Ray, P (1986-)
Seaver, Tom, P (1984-86)
Secrist, Don, P (1969-70)
Seeds, Bob, OF (1932)
Seerey, Pat, OF (1948-49)
Seilheimer, Rick, C (1980)
Selph, Carey, IF (1932)
Sewell, Luke, C (1935-38)
Sharp, Bill, OF (1973-75)
Shaw, Al, C (1908)
Shaw, Bob, P (1958-61)
Shea, Merv, C (1934-37)
Sheely, Earl, IF (1921-27)
Sheely, Hollis "Bud," P (1951-53)
Shellenback, Frank, P (1918-19)
Shiple, Joe, P (1963)
Shires, Art, IF (1928-30)
Shook, Ray, PH (1916)

- Shores, Bill, P (1936)
 Short, Dave, OF (1940-41)
 Shoun, Clyde, P (1949)
 Shugart, Frank, IF (1901)
 Sievers, Roy, IF-OF (1960-61)
 Sigafos, Frank, IF (1929)
 Silvestri, Ken, C (1939-40)
 Sima, Al, P (1954)
 Simmons, Al, OF (1933-35)
 Simons, Mel, OF (1931-32)
 Simpson, Harry, OF-IF (1959)
 Sisk, Tom, P (1970)
 Siwy, Jim, P (1982-84)
 Sketchley, Harry "Bud," OF (1942)
 Skinner, Joel, C (1983-86)
 Skizas, Lou, OF (1959)
 Skopec, John, P (1901)
 Skowron, Bill "Moose," IF
 (1964-67)
 Smalley, Roy, IF (1984)
 Slatery, John, P (1903)
 Smaza, Joe, OF (1946)
 Smith, Al, OF-IF (1958-62)
 Smith, Art, P (1932)
 Smith, Charley, IF (1962-64)
 Smith, Clarence, IF (1939-43,
 '46-47)
 Smith, Edgar, P (1939-43, '47)
 Smith, Ernie, IF (1930)
 Smith, Frank, P (1904-10)
 Smith, Harry, P (1912)
 Smith, Robert, P (1913)
 Snipes, Wyatt "Roxy," PH (1923)
 Snyder, Russ, OF (1968)
 Soderholm, Eric, IF (1977-79)
 Solomon, Eddie, P (1982)
 Solters, Julius "Moose," OF
 (1940-41, '43)
 Souchock, Steve, OF-IF (1949)
 Speer, Floyd, P (1943-44)
 Spence, Bob, IF (1969-71)
 Spencer, Jim, IF (1976-77)
 Spencer, Tom, OF (1978)
 Spiezio, Ed, IF (1972)
 Spillner, Dan, P (1984-85)
 Squires, Mike, IF-OF-C-P
 (1975, '77-85)
 Staehle, Marv, IF (1964-67)
 Staley, Gerry, P (1956-61)
 Stange, Lee, P (1970)
 Stanka, Joe, P (1959)
 Stanton, Mike, P (1985)
 Steengrafe, Milton, P (1924, '26)
 Stegman, Dave, OF (1983-84)
 Stein, Bill, IF-OF (1974-76)
 Steinbacher, Henry, OF (1937-39)
 Stephens, Gene, OF (1963-64)
 Stephens, Vern, IF (1953, '55)
 Stephenson, Joe, C (1947)
 Stewart, Jimmy, OF-IF (1967)
 Stewart, Eddie "Bud," OF (1951-54)
 Stewart, Frank, P (1927)
 Stillman, Royle, OF-IF (1977)
 Steine, Lee, P (1934-35)
 Stobbs, Chuck, P (1952)
 Stoddard, Tim, P (1975)
 Stone, Dean, P (1962)
 Stone, Steve, P (1973, '77-78)
 Stoneham, John, OF (1933)
 Strahs, Dick P (1954)
 Strang, Sammy, IF (1902)
 Stratton, Monty, P (1934-38)
 Stricklett, Elmer, P (1904)
 Striker, Jake, P (1960)
 Stroud, Ed, OF (1966-67, '71)
 Strunk, Amos, OF-IF (1920-24)
 Stumpf, George, OF (1936)
 Sugden, Joe, C-IF (1901)
 Sullivan, Billy Sr., C-IF-OF
 (1901-02, '14)
 Sullivan, Billy, Jr., C-IF-OF
 (1931-33)
 Sullivan, John, P (1919)
 Surkont, Max, P (1949)
 Suter, Harry "Rube," P (1909)
 Sutherland, Leo, OF (1980-81)
 Swanson, Evar, OF (1932-34)
 Swanson, Karl, IF (1928-29)
 Swentor, Augie, C (1922)
 Swift, Bill, P (1943)
- T (36)**
 Tait, Doug, OF (1929)
 Talbot, Fred, P (1963-64)
 Tankersley, Leo, C (1925)
 Tannehill, Lee, IF (1903-12)
 Tanner, Bruce, P (1985)
 Tate, Bennie, C (1930-32)
 Tatum, Ken, P (1974)
 Tauby, Fred, OF (1935)
 Taylor, Leo, PH (1923)
 Taylor, Wiley, P (1912)
 Terry, Zeb, IF (1916-17)
Thigpen, Bobby, P (1986-)
 Thomas, Leo, IF (1952)
 Thomas, Tommy, P (1926-32)
 Thompson, John, P (1921)
 Thompson, Tommy, OF-IF
 (1938-39)
 Thurston, Hollis "Sloppy," P
 (1923-26)
 Tidrow, Dick, P (1983)
 Tiefenthaler, Verle, P (1962)
 Tietje, Les, P (1933-36)
 Tipton, Joe, C (1949)
 Tolleson, Wayne, IF (1986)
 Torgeson, Earl, IF (1957-61)
 Torrealba, Pablo, P (1978-79)
 Torres, Rusty, OF (1978-79)
 Touchstone, Clay, P (1945)
 Towne, Jay "Babe," C (1906)
 Tresh, Mike, C (1938-48)
 Trosky, Hal, Jr., P (1958)
 Trosky, Hal, Sr., IF (1944, '46)
 Trout, Steve, P (1978-82)
 Trucks, Virgil, P (1953-55)

(All-Time Roster continued)

Tucker, Thurman, OF (1942-44,
'46-47)

Turner, Jerry, OF (1981)

Turner, Tom, C (1940-44)

Twombly, Cy, P (1921)

U (4)

Uhalt, Bernie "Frenchy," OF (1934)

Uhle, Bob, P (1938)

Uhlir, Charlie, OF (1934)

Upshaw, Cecil, P (1975)

V (9)

Valentinetti, Vito, P (1954)

Vance, Joe, P (1935)

Varney, Pete, C (1973-76)

Veltman, Art, IF (1926)

Verhoeven, John, P (1977)

Vinson, Ernie "Rube," OF (1906)

Von Kolnitz, Alfred "Fritz," IF
(1916)

Voss, Bill, OF (1965-68)

Vuckovich, Pete, P (1975-76)

W (68)

Wade, Jake, P (1942-44)

Wagner, Leon, OF (1968)

Walker, Fred "Dixie," OF (1936-37)

Walker, Gerry "Gee," OF (1938-39)

Walker, Greg, IF (1982-)

Wallaesa, Jack, IF-OF (1947-48)

Walsh, Ed, P (1928-30, '32)

Walsh, Ed "Big Ed," P (1904-16)

Ward, Aaron, IF (1927)

Ward, Pete, IF-OF (1963-69)

Washington, Claudell, OF (1978-79)

Washington, Sloane "George," OF
(1935-36)

Watwood, John, OF-IF (1929-32)

Way, Bob, IF (1927)

Weaver, Art, C (1908)

Weaver, Floyd, P (1970)

Weaver, George "Buck," IF
(1912-20)

Webb, Earl, OF-IF (1933)

Webb, Jim "Skeeter," IF (1940-44)

Wehde, Wilbur "Biggs," P
(1930-31)

Wehrmeister, Dave, P (1985)

Weigel, Ralph, C-OF (1948)

Weiland, Bob, P (1928-31)

Weiland, Ed, P (1940, '42)

Weis, Al, IF-OF (1962-67)

Welday, Mike, OF (1907-09)

Wells, Leo, IF (1942-46)

West, Sammy, OF (1942)

Wheeler, Don, C (1949)

White, Ed, OF (1955)

White, Guy "Doc," P-OF-IF
(1903-13)

Whitehead, John "Porkchops," P
(1935-39)

Whitman, Frank, IF (1946-48)

Widmar, Al, P (1952)

Wieneke, John, P (1921)

Wight, Bill, P (1948-50)

Wiles, Randy, P (1977)

Wilhelm, Hoyt, P (1963-68)

Wilkinson, Roy, P (1919-22)

Williams, Claude "Lefty," P
(1916-20)

Williams, Kenny, OF (1986-)

Williams, Walt, OF-IF (1967-72)

Williamson, Al, P (1928)

Willingham, Tom "Hugh," IF (1930)

Wills, Ted, P (1965)

Willoughby, Jim, P (1978)

Willson, Frank "Kid," OF
(1918, '27)

Wilson, Bill, OF (1950, '53-54)

Wilson, Bob "Red," C (1951-54)

Wilson, Jim, P (1956-58)

Wilson, Roy, P (1912-14)

Wilson, Teddy, OF-IF (1952)

Winn, Jim, P (1987-)

Wirtz, Elwood "Kettle," C (1924)

Wise, Archie, P (1932)

Wolfe, Roy "Polly," OF (1912, '14)

Wolfgang, Mellie, P (1914-18)

Wood, Wilbur, P (1967-78)

Woodward, Frank, P (1923)

Wortham, Richard "Tex," P
(1978-80)

Worthington, Al, P (1960)

Wright, Ed "Ceylon," IF (1916)

Wright, Glenn, IF (1935)

Wright, Taft "Taffy," OF (1940-42,
'46-48)

Wright, Tom, OF (1952-53)

Wyatt, John "Whit," P (1933-36)

Wynn, Early "Gus," P (1958-62)

Wynne, Billy, P (1968-70)

Y (5)

Yancy, Hugh, IF (1972, '74, '76)

Yankowski, George, C (1949)

Yaryan, Clarence "Yam," C
(1921-22)

York, Rudy, IF (1947)

Young, Irv, P (1910-11)

Z (6)

Zanni, Dom, P (1962-63)

Zarilla, Al, OF (1951-52)


Zeider, Rollie, IF (1910-13)

Zernial, Gus, OF (1949-51)

Zisk, Richie, OF (1977)

Zwilling, Ed "Dutch," OF (1910)

RECORDS



Harold Baines, the A.L. designated hitter-of-the-year in 1987, also became the most prolific home run hitter in White Sox history last season.

ALL-TIME RECORDS

Games Played:	13,486*
Games Won:	6,737
Games Lost:	6,658**
Games Tied:	98

*Three games ordered replayed: 1915 (1), 1939 (1), 1940 (1).

**One game forfeited before starting (1979).

Versus Current Opponents

Opponent	Years	Won	Lost	Tied	Pct.
Baltimore	1954-	238	278	4	.461
Boston	1901-	818	841	11	.488
Cleveland	1901-	849	816	17	.504
Detroit	1901-	803	862	15	.480
Milwaukee	1970-	107	112	0	.490
New York	1903-	704	923	12	.430
Toronto	1977-	61	68	0	.487
Calif./L.A.	1961-	224	211	1	.519
Kansas City	1969-	129	150	0	.462
Minnesota	1961-	193	231	2	.453
Oakland	1968-	154	151	0	.505
Seattle	1977-	77	63	0	.559
Texas	1972-	124	104	3	.537

Versus Defunct Teams

Opponent	Years	Won	Lost	Tied	Pct.
Baltimore	1901-02	25	12	2	.676
Milwaukee	1901	16	4	0	.800
St. Louis	1902-53	619	491	13	.558
Philadelphia	1901-54	589	585	6	.502
Kansas City	1955-67	166	92	0	.643
Washington	1901-60	714	585	12	.549
Washington	1961-71	109	71	0	.605
Seattle	1969	10	8	0	.555

Versus 1900 Teams

(A.L. Designated A Minor League)

Club	Won	Lost	Tied	Pct.
Buffalo	11	9	0	.555
Cleveland	13	7	1	.619
Detroit	10	10	0	.500
Indianapolis	12	5	0	.706
Kansas City	7	13	0	.538
Milwaukee	12	6	1	.632
Minnesota	17	3	0	.850
Totals	82	53	2	.599

Best Single-Season Records Vs. A.L.

East Division	Year	Record
Baltimore	1954	15-7
Boston	1906	18-4
Cleveland	1941	17-5
Detroit	1920	19-3
Milwaukee	1972	9-3
New York	1908	16-6
Toronto	1977	8-3

West Division	Year	Record
Calif./L.A.	1980, '83	10-3
Kansas City	1983	9-4
Minnesota	1977	10-5
Oakland	1977	10-5
Seattle	1983	12-1
Texas	1972	14-4

Best Single-Season Records Vs. Defunct Teams

Club	Year	Record
Baltimore (1901)	1901	14-4
Milwaukee	1901	16-4
St. Louis	1915, '37, '39	18-4
Philadelphia	1909	19-3
Kansas City	1964	16-2
Washington (1901-60)	1909	19-3
Washington (1961-71)	1961, '63, '65	13-5
Seattle	1969	10-8

TEAM RECORDS

Season

- Most runs: 920 (1936)
- Most hits: 1597 (1936)
- Most bases on balls: 701 (1949)
- Highest batting average: .294 (1920)
- Lowest batting average: .211 (1910)
- Most .300 hitters: 9 (1924)
- Most singles: 1199 (1936)
- Most doubles: 314 (1926)
- Most triples: 102 (1915)
- Most home runs: 192 (1977)
- Most grand slam home runs: 7 (1961)
- Most pinch hit home runs: 9 (1984)
- Highest slugging percentage: .440 (1977)
- Most RBI: 862 (1936)
- Most stolen bases: 280 (1901)
- Fewest stolen bases: 19 (1950)
- Most passed balls: 45 (1965)
- Most errors: 345 (1901)
- Most consecutive errorless games: 9 (1955, '64)
- Fewest errors: 107 (1957)
- Highest fielding average: .982 (1957, '62)
- Most double plays: 187 (1970, '74)
- Most walks issued: 628 (1934)
- Fewest walks issued: 255 (1906)
- Most strikeouts: 1023 (1985)
- Most saves: 53 (1965)
- Most shutouts: 32 (1908)
- Highest earned run average: 5.41 (1934)
- Lowest earned run average: 1.99 (1905)
- Most at bats: 5633 (1977)
- Most total bases: 2502 (1977)
- Most sacrifice flies: 63 (1977)
- Most complete games: 49 (1963)
- Best home record: 57-20 (1917)
- Best road record: 49-28 (1954)

Single-Game

Runs: 29 (A.L. record), April 23, 1955 at Kansas City
Runs (Inning): 13, 4th, September 26, 1943 vs. Washington
Hits: 29, April 23, 1955 at Kansas City
Left On Base: 18, September 28, 1974 at Oakland
Double Plays: 6, September 2, 1973 vs. Oakland
Left On Base: 18, September 28, 1974 at Oakland
Triples: 6, September 9, 1901 (second game) vs. Boston; September 17, 1920 vs. New York
Home Runs: 7, September 23, 1955 at Kansas City
Stolen Bases: 7, May 7, 1919 vs. Detroit

INDIVIDUAL RECORDS

Single-Season Batting

Most games: 163, *Greg Walker (1985)*, Don Buford (1963)
Most at bats: 649, Nellie Fox (1956)
Most runs: 135, John Mostil (1925)
Most hits: 222, Eddie Collins (1920)
Most singles: 169, Eddie Collins (1920)
Most doubles: 45, Floyd Robinson (1962)
Most triples: 21, Joe Jackson (1916)
Most home runs: 37, *Carlton Fisk (1985)*, Dick Allen (1972)
Most right-handed home runs: 37, *Carlton Fisk (1985)*, Dick Allen (1972)
Most left-handed home runs: 31, Oscar Gamble (1977)
Most right-handed Comiskey Park home runs: 27, Dick Allen (1972)
Most left-handed Comiskey Park home runs: 16, *Harold Baines (1984)*,
Greg Walker (1984)
Most road home runs: 19, Eddie Robinson (1951)
Most rookie home runs: 35, Ron Kittle (1983)
Most home runs, one month: 13, Dick Allen (1972)
Most grand slam home runs: 3, Pete Ward (1964)
Most total bases: 336, Joe Jackson (1920)
Most sacrifice hits: 40, George Davis (1905)
Most sacrifice flies: 12, Minnie Minoso (1961)
Most stolen bases: 77, Rudy Law (1983)
Most times caught stealing: 29, Eddie Collins (1923)
Most bases on balls: 127, Luzerne Blue (1931)
Most strikeouts: 175, Dave Nicholson (1963)
Fewest strikeouts: 11, Nellie Fox (1958)
Most times hit by pitch: 23, Minnie Minoso (1956)
Most runs batted in: 138, Zeke Bonura (1936)
Highest batting average: .388, Luke Appling (1936)
Highest slugging percentage: .603, Dick Allen (1972)
Longest hitting streak: 27 games, Luke Appling (1936)
Grounded into most double plays: 27, Sherman Lollar (1959)
Grounded into fewest double plays: 3, Don Buford (1966-67), Tony Lupien (1948)
Most pinch hits: 21, Smoky Burgess (1966)
Most pinch hit home runs: 3, Oscar Gamble (1977), Ron Northey (1956)

Single-Season Pitching

Most games: 88, Wilbur Wood (1968)
Most games, left-hander: 88, Wilbur Wood (1968)
Most games, right-hander: 82, Eddie Fisher (1965)
Most games started: 49, Wilbur Wood (1972), Ed Walsh (1908)
Most complete games: 42, Ed Walsh (1908)

Most games finished: 62, Wilbur Wood (1970)
 Most games finished, left-hander: 62, Wilbur Wood (1970)
 Most games finished, right-hander: 60, Bob James (1985), Eddie Fisher (1965)
 Most innings: 464, Ed Walsh (1908)
 Most wins: 40, Ed Walsh (1908)
 Most wins by a rookie: 21, Ewell "Reb" Russell (1913)
 Most losses: 25, Patrick Flaherty (1903)
 Highest winning percentage: .842, Sandy Consuegra (16-3, 1954)
 Most consecutive wins: 13, LaMarr Hoyt (1983)
 Most consecutive wins at the start of a season: 9, LaMarr Hoyt (1982), Orval Grove (1943), Lefty Williams (1917)
 Most consecutive losses: 14, Howard Judson (1949)
 Most saves: 32, Bob James (1985)
 Most bases on balls: 147, Vern Kennedy (1936)
 Most strikeouts: 269, Ed Walsh (1908)
 Most strikeouts, nine-inning game: 16, Jack Harshman (July 25, 1954)
 Most shutouts: 12, Ed Walsh (1908)
 Most 1-0 shutouts won: 5, Ewell "Reb" Russell (1913)
 Most shutouts lost: 8, Ed Walsh (1907), Patrick Flaherty (1903)
 Most 1-0 shutouts lost: 4, Billy Pierce (1955)
 Most batters faced: 1690, Ed Walsh (1908)
 Most runs: 182, Dick Kerr (1921)
 Most earned runs: 162, Dick Kerr (1921)
 Most hits: 381, Wilbur Wood (1973)
 Most hit batsmen: 16, James Scott (1909)
 Most wild pitches: 17, Tommy John (1970)
 Most home runs: 33, Billy Pierce (1958)
 Lowest earned run average: 1.52, Guy "Doc" White (1906)
 Most consecutive scoreless innings: 45, Guy "Doc" White (1904)

Career Batting

Most years: 20, Luke Appling
 Most at bats: 8857, Luke Appling
 Most runs, 1319, Luke Appling
 Most hits: 2749, Luke Appling
 Most singles: 2162, Luke Appling
 Most doubles: 440, Luke Appling
 Most triples: 104, Nellie Fox, John "Shano" Collins
 Most home runs: **160, Harold Baines**
 Most right-handed home runs: 154, Bill Melton
 Most left-handed home runs: **160, Harold Baines**
 Most career grand slam home runs: **5, Harold Baines**
 Most total bases: 3528, Luke Appling
 Most stolen bases: 368, Eddie Collins
 Most bases on balls: 1302, Luke Appling
 Most runs batted in: 1116, Luke Appling
 Most pinch hits: **86, Jerry Hairston**

Career Pitching

Most years: 21, Ted Lyons
 Most games: 669, Urban "Red" Faber
 Most innings: 4161, Ted Lyons
 Most wins: 260, Ted Lyons
 Most years with 20 or more wins: 4, Wilbur Wood, Urban "Red" Faber, Ed Walsh
 Most losses: 230, Ted Lyons
 Most consecutive wins: 15, LaMarr Hoyt (1983-84)
 Most bases on balls: 1213, Urban "Red" Faber
 Most strikeouts: 1796, Billy Pierce
 Most shutouts: 57, Ed Walsh
 Most 1-0 shutouts: 13, Ed Walsh
 Most shutout losses: 8, Ed Walsh (1907), Pat Flaherty (1903)

SINGLE-SEASON BATTING LEADERS

Average

.388	Luke Appling	1936
.382	Joe Jackson	1920
.369	Eddie Collins	1920
.360	Eddie Collins	1923
.359	Carl Reynolds	1930
.352	Bibb Falk	1924
.351	Joe Jackson	1919
.349	Eddie Collins	1924
.348	Luke Appling	1940
.346	Eddie Collins	1925

Hits

222	Eddie Collins	1920
218	Joe Jackson	1920
210	Buck Weaver	1920
207	Rip Radcliff	1936
204	Luke Appling	1936
202	Carl Reynolds	1930
	Joe Jackson	1916
201	Nellie Fox	1954
200	Al Simmons	1933
198	Harold Baines	1985
	Nellie Fox	1955

Games

163	Greg Walker	1985
	Don Buford	1966
162	Jim Morrison	1980
	Ken Henderson	1974
	Ron Hansen	1965
161	Harold Baines	1982
160	Harold Baines	1985
	Steve Kemp	1982
	Tommie Agee	1966
159	Ozzie Guillen	1986
	Nellie Fox	1961

Extra-Base Hits

74	Joe Jackson	1920
70	Dick Allen	1972
69	Happy Felsch	1920
68	Ivan Calderon	1987
67	Harold Baines	1984
66	Greg Walker	1985
	Minnie Minoso	1954
	Floyd Robinson	1962
	Zeke Bonura	1934
	Smead Jolley	1930

At Bats

649	Nellie Fox	1956
648	Nellie Fox	1952
640	Harold Baines	1985
636	Jorge Orta	1976
	Nellie Fox	1955
631	Nellie Fox	1954
630	Buck Weaver	1920
629	Tommie Agee	1966
625	Luis Aparicio	1961
624	Nellie Fox	1959
	Nellie Fox	1953

Doubles

45	Floyd Robinson	1962
44	Chet Lemon	1979
43	Earl Sheely	1925
	Bibb Falk	1925
42	Luke Appling	1937
	Red Kress	1932
	Joe Jackson	1920
41	Zeke Bonura	1937
	John Mostil	1926
40	Jim Morrison	1980
	Don Kolloway	1942
	Earl Sheely	1926
	Happy Felsch	1926
	Joe Jackson	1916

Runs

135	John Mostil	1925
120	Zeke Bonura	1936
	Rip Radcliff	1936
	John Mostil	1926
	Fielder Jones	1901
119	Minnie Minoso	1954
	Lu Blue	1931
	Chick Gandil	1918
118	Eddie Collins	1915
115	Eddie Collins	1920

Triples

21	Joe Jackson	1916
20	Joe Jackson	1920
18	Minnie Minoso	1954
	Carl Reynolds	1930
	Jack Fournier	1915
	Harry Lord	1911
17	Joe Jackson	1917
	Eddie Collins	1916
	Shano Collins	1915
	Sam Mertes	1901

SOX SCRAPBOOK

White Sox outfielder Ralph Garr became the first American League player to bat in Canada on April 7, 1977 in a game against the Toronto Blue Jays.

Home Runs

37	<i>Carlton Fisk</i>	1985
	Dick Allen	1972
35	Ron Kittle	1983
33	Bill Melton	1971
	Bill Melton	1970
32	Ron Kittle	1984
	Greg Luzinski	1983
	Dick Allen	1974
31	Oscar Gamble	1977
30	Richie Zisk	1977

Runs Batted In

138	Zeke Bonura	1936
128	Luke Appling	1936
121	Joe Jackson	1920
119	Al Simmons	1933
117	Eddie Robinson	1951
116	Minnie Minoso	1954
115	Happy Felsch	1920
114	Smead Jolley	1930
113	Harold Baines	1985
	Dick Allen	1972

Total Bases

336	Joe Jackson	1920
329	Carl Reynolds	1930
308	Harold Baines	1984
305	Dick Allen	1972
304	Minnie Minoso	1954
303	Smead Jolley	1930
300	Happy Felsch	1920
299	Harold Baines	1985
296	Al Simmons	1934
294	Joe Kuhel	1940
	Eddie Collins	1920

Slugging Percentage

.603	Dick Allen	1972
.589	Joe Jackson	1920
.588	Oscar Gamble	1977
.584	Carl Reynolds	1930
.573	Zeke Bonura	1937
.563	Dick Allen	1974
.545	Zeke Bonura	1934
.541	Harold Baines	1984
.540	Happy Felsch	1920
.537	Roy Sievers	1961

Walks

127	Lu Blue	1931
122	Luke Appling	1935
121	Luke Appling	1949
119	Eddie Collins	1915
108	Ferris Fain	1953
105	Luke Appling	1969
102	Larry Doby	1956
101	Joe Cunningham	1962
	Cass Michaels	1949
99	Dick Allen	1972

Strikeouts

175	Dave Nicholson	1963
150	Ron Kittle	1983
137	Ron Kittle	1984
129	Tommie Agee	1967
127	Tommie Agee	1966
126	Dick Allen	1972
	Dave Nicholson	1964
120	Greg Luzinski	1982
117	Greg Luzinski	1983
	Deron Johnson	1975

Hitting Streaks (Games)

27	Luke Appling	1936
26	Guy Curtright	1943
24	Chico Carrasquel	1950
23	Minnie Minoso	1955
22	Sam Mele	1953
21	Roy Sievers	1960
20	Ken Berry	1967
	Eric McNair	1939
	Rip Radcliff	1937
	John Watwood	1930
	Eddie Collins	1916

Stolen Bases

77	Rudy Law	1983
56	Luis Aparicio	1959
	Wally Moses	1943
53	Luis Aparicio	1961
	Eddie Collins	1917
52	Gary Redus	1987
	Frank Isbell	1901
51	Don Buford	1966
	Luis Aparicio	1960
50*	John Cangelosi	1986

*A.L. rookie record

Pinch Hits

21	Smoky Burgess	1966
20	Smoky Burgess	1965
18	Jerry Hairston	1984
17	Jerry Hairston	1983
	Pete Ward	1969
15	Ron Northey	1956
14	Smead Jolley	1931
	Jerry Hairston	1986
	Jerry Hairston	1985

Pinch At Bats

66	Smoky Burgess	1966
65	Smoky Burgess	1965
62	Jerry Hairston	1983
60	Smoky Burgess	1967
59	Jerry Hairston	1984
53	Jerry Hairston	1985
47	Jerry Hairston	1982
46	Jerry Hairston	1986
	Pete Ward	1969

SINGLE-SEASON PITCHING LEADERS

Wins

40	Ed Walsh	1908
29	Ed Cicotte	1919
28	Ed Cicotte	1917
27	Ed Walsh	1912
	Ed Walsh	1911
	Doc White	1907
25	Red Faber	1921
	Frank Smith	1909
24	LaMarr Hoyt	1983
	Wilbur Wood	1973
	Wilbur Wood	1972
	Red Faber	1915
	Jim Scott	1915
	Ed Walsh	1907
	Nick Altrock	1905
	Clark Griffith	1901

Relief Wins

15	Eddie Fisher	1965
13	Gerry Staley	1960
	Earl Caldwell	1946
12	Wilbur Wood	1968
	Hoyt Wilhelm	1964
11	Clint Brown	1939
10	Cy Acosta	1973
	Wilbur Wood	1969
	Gordon Maltzberger	1944
9	Rich Gossage	1975

Saves

32	Bob James	1985
30	Ed Farmer	1980
29	Terry Forster	1972
27	Hoyt Wilhelm	1964
26	Rich Gossage	1975
25	Lerrin LaGrow	1977
24	Terry Forster	1974
22	Eddie Fisher	1966
21	Salome Barojas	1982
	Wilbur Wood	1970
	Hoyt Wilhelm	1965

Games

88	Wilbur Wood	1968
82	Eddie Fisher	1965
77	Wilbur Wood	1970
	Bob Locker	1967
76	Wilbur Wood	1969
73	Hoyt Wilhelm	1964
72	Hoyt Wilhelm	1968
70	Bob Locker	1968
69	Bob James	1985
67	Gerry Staley	1958

Games Started

49	Wilbur Wood	1972
	Ed Walsh	1908
48	Wilbur Wood	1973
46	Ed Walsh	1907
42	Wilbur Wood	1974
	Stan Bahnsen	1973
	Wilbur Wood	1971
41	Stan Bahnsen	1972
	Ed Walsh	1912
	Frank Smith	1909

Complete Games

42	Ed Walsh	1908
37	Frank Smith	1909
	Ed Walsh	1907
34	Frank Owen	1904
33	Ed Walsh	1911
	Ed Walsh	1910
32	Red Faber	1921
	Ed Walsh	1912
	Frank Owen	1905
31	Red Faber	1922

Innings

464	Ed Walsh	1908
422	Ed Walsh	1907
393	Ed Walsh	1912
377	Wilbur Wood	1972
370	Ed Walsh	1910
369	Ed Walsh	1911
365	Frank Smith	1909
359	Wilbur Wood	1973
353	Red Faber	1922
347	Ed Cicotte	1917

Earned Run Average

1.27	Ed Walsh	1910
1.41	Ed Walsh	1909
1.42	Ed Walsh	1908
1.52	Doc White	1906
1.53	Ed Cicotte	1917
1.58	Ed Cicotte	1913
1.60	Ed Walsh	1907
1.71	Doc White	1904
1.72	Doc White	1909
1.76	Doc White	1905

SOX SCRAPBOOK

The 1934 White Sox played the entire season without using one left-handed pitcher.

Strikeouts

269	Ed Walsh	1908
258	Ed Walsh	1910
255	Ed Walsh	1911
254	Ed Walsh	1912
215	Gary Peters	1967
210	Wilbur Wood	1971
209	Tom Bradley	1972
206	Tom Bradley	1971
	Ed Walsh	1907
205	Gary Peters	1964

Hits Per Nine Innings

5.89	Ed Walsh	1910
6.07	Joel Horlen	1964
6.39	Ed Cicotte	1917
6.42	Eddie Fisher	1965
6.44	Frank Smith	1908
6.47	Gary Peters	1967
6.49	Ed Walsh	1909
6.57	Doc White	1906
6.63	Frank Smith	1905

Shutouts

12	Ed Walsh	1908
10	Ed Walsh	1906
8	Wilbur Wood	1971
	Reb Russell	1913
	Ed Walsh	1909
7	Ray Herbert	1963
	Billy Pierce	1953
	Ed Cicotte	1917
	Jim Scott	1915
	Ed Walsh	1910
	Frank Smith	1909
	Doc White	1907
	Doc White	1906
	Doc White	1904

Consecutive Scoreless Innings

45.0	Doc White	1904
40.2	Ed Walsh	1910
39.2	Billy Pierce	1953
37.0	Joel Horlen	1968
35.0	John Humphries	1941
33.0	Jack Harshman	1954

Winning Percentage

.842	Sandy Consuegra	1954
.806	Ed Cicotte	1919
.774	Clark Griffith	1901
.759	Richard Dotson	1983
.750	Bob Shaw	1959
	Monty Stratton	1937
	Doc White	1906
.731	Joel Horlen	1967
.727	Dick Donovan	1957
	Ed Walsh	1908

CAREER BATTING LEADERS

Games

2,422	Luke Appling
2,115	Nellie Fox
1,755	Ray Schalk
1,670	Eddie Collins
1,511	Luis Aparicio
1,379	Minnie Minoso
1,358	Sherm Lollar
1,335	Shano Collins
1,254	Buck Weaver
1,170	Willie Kamm

Runs

1,319	Luke Appling
1,187	Nellie Fox
1,063	Eddie Collins
893	Minnie Minoso
791	Luis Aparicio
695	Fielder Jones
625	Buck Weaver
618	John Mostil
579	Ray Schalk
572	Shano Collins

Average

.339	Joe Jackson
.331	Eddie Collins
.322	Carl Reynolds
.317	Zeke Bonura
.315	Bibb Falk
.312	Taffy Wright
.310	Luke Appling
	Rip Radcliff
.305	Earl Sheely
.304	Minnie Minoso

Hits

2,749	Luke Appling
2,470	Nellie Fox
2,005	Eddie Collins
1,576	Luis Aparicio
1,523	Minnie Minoso
1,345	Ray Schalk
1,310	Buck Weaver
1,254	Shano Collins
1,225	Harold Baines
1,219	Bibb Falk

Doubles

440	Luke Appling
335	Nellie Fox
265	Eddie Collins
260	Minnie Minoso
245	Bibb Falk
242	Willie Kamm
230	Shano Collins
223	Luis Aparicio
209	John Mostil
208	<i>Harold Baines</i>

Triples

104	Nellie Fox
	Shano Collins
102	Luke Appling
	Eddie Collins
82	John Mostil
79	Minnie Minoso
	Joe Jackson
69	Buck Weaver
66	Willie Kamm
65	Mike Kreevich

Home Runs

160	<i>Harold Baines</i>
154	Bill Melton
142	<i>Carlton Fisk</i>
135	Minnie Minoso
124	Sherm Lollar
111	Ron Kittle
100	<i>Greg Walker</i>
97	Pete Ward
85	Dick Allen
	Carlos May
	Al Smith

Runs Batted In

1,116	Luke Appling
808	Minnie Minoso
803	Eddie Collins
740	Nellie Fox
682	<i>Harold Baines</i>
631	Sherm Lollar
627	Bibb Falk
594	Ray Schalk
587	Willie Kamm
582	Earl Sheely

Total Bases

3,528	Luke Appling
3,118	Nellie Fox
2,567	Eddie Collins
2,346	Minnie Minoso
2,036	Luis Aparicio
1,997	<i>Harold Baines</i>
1,740	Shano Collins
1,714	Bibb Falk
1,719	Buck Weaver
1,698	Sherm Lollar

At Bats

8,857	Luke Appling
8,486	Nellie Fox
6,064	Eddie Collins
5,856	Luis Aparicio
5,304	Ray Schalk
5,011	Minnie Minoso
4,810	Buck Weaver
4,787	Shano Collins
4,259	<i>Harold Baines</i>
4,248	Fielder Jones

Walks

1,302	Luke Appling
965	Eddie Collins
658	Nellie Fox
	Minnie Minoso
638	Ray Schalk
569	Willie Kamm
551	Fielder Jones
525	Sherm Lollar
483	Jim Landis

Slugging Pct. (1500 AB)

.518	Zeke Bonura
.499	Carl Reynolds
.498	Joe Jackson
.480	Al Simmons
.479	<i>Greg Walker</i>
.469	<i>Harold Baines</i>
.468	Minnie Minoso
.451	Chet Lemon
.444	Al Smith
.442	Bibb Falk
.438	<i>Carlton Fisk</i>

Strikeouts

621	<i>Harold Baines</i>
608	Jim Landis
595	Bill Melton
528	Luke Appling
508	Carlos May
490	<i>Carlton Fisk</i>
477	Jorge Orta
	Red Faber
450	Jim Rivera
406	Ken Berry

Stolen Bases

366	Eddie Collins
318	Luis Aparicio
250	Frank Isbell
206	Fielder Jones
192	Shano Collins
179	Luke Appling
176	John Mostil
	Ray Schalk
172	Buck Weaver
171	Rudy Law
	Minnie Minoso

Pinch Hits

86	<i>Jerry Hairston</i>
50	Smoky Burgess
42	Eddie Murphy
37	Walt Williams
32	Earl Torgeson
30	Sherm Lollar
27	Ralph Hodgins
26	Bud Stewart
24	Ron Northey
	Pete Ward

Extra-Base Hits

587	Luke Appling
474	Minnie Minoso
	Nellie Fox
410	<i>Harold Baines</i>
398	Eddie Collins
350	Shano Collins
345	Bibb Falk
333	Willie Kamm
320	Luis Aparicio
319	Sherm Lollar

20-Plus Home Run Seasons

6	<i>Harold Baines</i>	1987 (20)
		1986 (21)
		1985 (22)
		1984 (29)
		1983 (20)
		1982 (25)
5	Bill Melton	1974 (21)
		1973 (20)
		1971 (33)
		1970 (33)
		1969 (23)
4	<i>Carlton Fisk</i>	1987 (23)
		1985 (37)
		1984 (21)
		1983 (26)
3	<i>Greg Walker</i>	1987 (27)
		1985 (24)
		1984 (24)
3	Ron Kittle	1985 (26)
		1984 (32)
		1983 (35)
3	Eddie Robinson	1952 (22)
		1951 (29)
		1950 (21)

CAREER PITCHING LEADERS

Wins

260	Ted Lyons
254	Red Faber
194	Ed Walsh
186	Billy Pierce
163	Wilbur Wood
159	Doc White
158	Ed Cicotte
113	Joel Horlen
111	Jim Scott
107	Frank Smith

Relief Wins

41	Hoyt Wilhelm
32	Wilbur Wood
31	Gerry Staley
29	Clint Brown
28	Bob Locker

Losses

230	Ted Lyons
212	Red Faber
152	Billy Pierce
148	Wilbur Wood
125	Ed Walsh
123	Doc White
113	Jim Scott
	Joel Horlen
104	Thornton Lee
102	Ed Cicotte

Games

669	Red Faber
594	Ted Lyons
578	Wilbur Wood
456	Billy Pierce
426	Ed Walsh
361	Hoyt Wilhelm
	Doc White
353	Ed Cicotte
329	Joel Horlen
317	Jim Scott

Games Started

484	Ted Lyons
	Red Faber
380	Billy Pierce
312	Ed Walsh
301	Doc White
284	Joel Horlen
234	Wilbur Wood
233	Richard Dotson
232	Thornton Lee
225	Jim Scott

Complete Games

356	Ted Lyons
275	Red Faber
247	Ed Walsh
206	Doc White
183	Billy Pierce
156	Frank Smith

Shutouts

58	Ed Walsh
43	Doc White
35	Billy Pierce
30	Red Faber
28	Ed Cicotte
27	Ted Lyons
26	Jim Scott
25	Frank Smith
24	Wilbur Wood
	Reb Russell

Saves

98	Hoyt Wilhelm
75	Terry Forster
57	Wilbur Wood
56	Bob James
54	Ed Farmer
53	Clint Brown
48	Bob Locker
45	Turk Lown
44	Eddie Fisher

Innings

4,161	Ted Lyons
4,087	Red Faber
2,946	Ed Walsh
2,931	Billy Pierce
2,524	Wilbur Wood
2,516	Doc White
2,322	Ed Cicotte
1,917	Joel Horlen
1,888	Thornton Lee

Strikeouts

1,796	Billy Pierce
1,732	Ed Walsh
1,471	Red Faber
1,332	Wilbur Wood
1,098	Gary Peters
1,095	Doc White
1,073	Ted Lyons
1,007	Joel Horlen
961	Ed Cicotte

Walks

1,213	Red Faber
1,121	Ted Lyons
1,052	Billy Pierce
671	Wilbur Wood
633	Thornton Lee
609	Jim Scott
608	Ed Walsh
596	Richard Dotson
561	Bill Dietrich
545	Ed Smith

Earned Run Average

1.81	Ed Walsh
2.18	Frank Smith
2.24	Ed Cicotte
2.30	Doc White
2.32	Jim Scott
2.34	Reb Russell
2.40	Nick Altrock
2.42	Joe Benz
2.48	Frank Owen
2.75	Roy Patterson

Winning Percentage

.648	Lefty Williams
.615	Juan Pizarro
.609	Ed Walsh
	Dickie Kerr
.608	Ed Cicotte
.602	LaMarr Hoyt
.593	Dick Donovan
.575	Eddie Fisher
.569	Frank Smith
.564	Doc White

Relief Appearances

358	Hoyt Wilhelm
292	Wilbur Wood
271	Bob Locker
260	Gerry Staley
239	Eddie Fisher

STATISTICS BY POSITION

Games

1B	Earl Sheely	938
2B	Nellie Fox	2,098
SS	Luke Appling	2,218
3B	Willie Kamm	1,157
OF	Minnie Minoso	1,262
OF	Fielder Jones	1,158
OF	Jim Landis	1,035
C	Ray Schalk	1,721
P	Red Faber	669
RP	Hoyt Wilhelm	361
DH	Greg Luzinski	521

Hits

1B	Zeke Bonura	194	1936
2B	Eddie Collins	222	1920
SS	Luke Appling	204	1936
3B	Buck Weaver	210	1920
OF	Joe Jackson	218	1920
OF	Rip Radcliff	207	1936
OF	Carl Reynolds	202	1930
C	<i>Carlton Fisk</i>	<i>141</i>	<i>1983</i>
P	Ted Lyons	38	1930
DH	Greg Luzinski	170	1982

Doubles

1B	Earl Sheely	43	1925
2B	Jim Morrison	40	1980
	Don Kolloway		1942
SS	Luke Appling	42	1937
3B	Willie Kamm	39	1923
OF	Floyd Robinson	45	1962
OF	Chet Lemon	44	1979
OF	Bibb Falk	43	1926
C	Sherm Lollar	28	1956
P	Dixie Leverett	9	1922
DH	Greg Luzinski	37	1982

Home Runs

1B	Dick Allen	37	1972
2B	Jim Morrison	15	1980
SS	Ron Hansen	20	1964
3B	Bill Melton	33	1970-71
OF	Ron Kittle	35	1983
OF	Richie Zisk	30	1977
<i>OF</i>	<i>Harold Baines</i>	<i>29</i>	<i>1984</i>
	Gus Zernial	29	1950
<i>C</i>	<i>Carlton Fisk</i>	<i>37</i>	<i>1985</i>
P	Jack Harshman	6	1956
DH	Greg Luzinski	32	1983

Triples

1B	Jack Fournier	21	1916
2B	Eddie Collins	17	1916
	Sam Mertes		1901
SS	George Davis	15	1904
3B	Harry Lord	18	1911
OF	Joe Jackson	21	1916
OF	Joe Jackson	20	1920
OF	Minnie Minoso	18	1954
	Carl Reynolds		1930
C	Ray Schalk	9	1916
P	Hal McKain	4	1930
DH	Bobby Molinaro	5	1978

Runs Batted In

1B	Zeke Bonura	138	1936
2B	Sam Mertes	98	1901
SS	Luke Appling	128	1936
3B	Bill Melton	96	1970
OF	Joe Jackson	121	1920
OF	Al Simmons	119	1933
OF	Minnie Minoso	116	1954
<i>C</i>	<i>Carlton Fisk</i>	<i>107</i>	<i>1985</i>
P	Frank Smith	20	1909
DH	Greg Luzinski	102	1983

YEAR-BY-YEAR RESULTS

Year	Pos.	W-L	Pct.	GA-GB	Manager	Attendance
1901	1	83-53	.610	+4	Clark Griffith	354,350
1902	4	74-60	.552	8	Clark Griffith	337,898
1903	7	60-77	.438	30 1/2	James L. Callahan	286,183
1904	3	89-65	.578	6	Callahan-Fielder Jones	557,123
1905	2	92-60	.605	3	Fielder Jones	687,419
1906	1	93-58	.616	+3	Fielder Jones	585,202
1907	3	87-64	.576	5 1/2	Fielder Jones	667,307
1908	3	88-64	.579	1 1/2	Fielder Jones	636,096
1909	4	78-74	.513	20	William J. Sullivan	478,400
1910	6	68-85	.444	35 1/2	Hugh Duffy	552,084
1911	4	77-74	.510	24	Hugh Duffy	583,208
1912	4	78-76	.506	28	James J. Callahan	602,241
1913	5	78-74	.513	17 1/2	James J. Callahan	644,501
1914	6	70-84	.455	30	James J. Callahan	469,290
1915	3	93-61	.604	9 1/2	Clarence Rowland	539,461
1916	2	89-65	.578	2	Clarence Rowland	679,923
1917	1	100-54	.649	+9	Clarence Rowland	684-521
1918	6	57-67	.460	17	Clarence Rowland	195,081
1919	1	88-52	.629	+3 1/2	Kid Gleason	627,186
1920	2	96-58	.623	2	Kid Gleason	833,492
1921	7	62-92	.403	36 1/2	Kid Gleason	543,650
1922	5	77-77	.500	17	Kid Gleason	602,860
1923	7	69-85	.448	30	Kid Gleason	573,778
1924	8	66-87	.431	25 1/2	Frank Chance- John Evers- Eddie Collins	606,658
1925	5	79-75	.513	18 1/2	Eddie Collins	823,231
1926	5	81-72	.529	9 1/2	Eddie Collins	710,339
1927	5	70-83	.458	39 1/2	Ray Schalk	614,423
1928	5	77-82	.468	29	Schalk-Russ Blackburne	494,152
1929	7	59-93	.366	46	Russ Blackburne	426,795
1930	7	62-92	.403	40	Donie Bush	406,123
1931	8	56-97	.366	51 1/2	Donie Bush	403,550
1932	7	49-102	.325	56 1/2	Lew Fonseca	233,198
1933	6	67-83	.447	31	Lew Fonseca	397,789
1934	8	53-99	.349	47	Fonseca-Jimmy Dykes	236,559

(Year-By-Year Results continued)

Year	Pos.	W-L	Pct.	GA-GB	Manager	Attendance
1935	5	74-78	.487	19 1/2	Jimmy Dykes	470,281
1936	3	81-70	.536	20	Jimmy Dykes	440,810
1937	3	86-68	.588	16	Jimmy Dykes	589,245
1938	6	65-83	.439	32	Jimmy Dykes	338,278
1939	4	85-69	.552	22 1/2	Jimmy Dykes	594,104
1940	4	82-72	.532	8	Jimmy Dykes	660,336
1941	3	77-77	.500	24	Jimmy Dykes	677,077
1942	6	66-82	.466	34	Jimmy Dykes	425,734
1943	4	82-72	.532	16	Jimmy Dykes	508,962
1944	7	71-83	.461	18	Jimmy Dykes	563,539
1945	6	71-78	.477	15	Jimmy Dykes	657,981
1946	5	74-80	.481	30	Jimmy Dykes- Ted Lyons	983,403
1947	6	70-84	.455	27	Ted Lyons	876,948
1948	8	51-101	.336	44 1/2	Ted Lyons	777,844
1949	6	63-91	.409	34	Jack Onslow	937,151
1950	6	60-94	.390	38	Onslow-Red Corriden	781,330
1951	4	81-73	.526	17	Paul Richards	1,328,234
1952	3	81-73	.526	14	Paul Richards	1,231,675
1953	3	89-65	.578	11 1/2	Paul Richards	1,141,353
1954	3	94-60	.610	17	Richards-Marty Marion	1,231,629
1955	3	91-63	.591	9	Marty Marion	1,175,684
1956	3	85-69	.552	12	Marty Marion	1,000,090
1957	2	90-64	.584	8	Al Lopez	1,135,668
1958	2	82-72	.532	10	Al Lopez	797,451
1959	1	94-60	.610	+5	Al Lopez	1,423,144
1960	3	87-67	.565	10	Al Lopez	1,644,460
1961	4	86-76	.531	23	Al Lopez	1,146,019
1962	5	85-77	.525	11	Al Lopez	1,131,562
1963	2	94-68	.580	10 1/2	Al Lopez	1,158,848
1964	2	98-64	.605	1	Al Lopez	1,250,053
1965	2	95-67	.586	7	Al Lopez	1,130,519
1966	4	83-79	.512	15	Eddie Stanky	990,016
1967	4	89-73	.549	3	Eddie Stanky	985,634
1968	8T	67-95	.414	36	Stanky-Les Moss-Lopez	803,775
1969	5	68-94	.420	29	Lopez-Don Gutteridge	589,546
1970	6	56-106	.346	42	Gutteridge-Bill Adair- Chuck Tanner	495,355
1971	3	79-83	.488	22 1/2	Chuck Tanner	833,891
1972	2	87-67	.565	5 1/2	Chuck Tanner	1,186,018
1973	5	77-85	.475	17	Chuck Tanner	1,316,527
1974	4	80-80	.500	9	Chuck Tanner	1,163,596
1975	5	75-86	.466	22 1/2	Chuck Tanner	770,800
1976	6	64-97	.398	25 1/2	Paul Richards	914,945
1977	3	90-72	.556	12	Bob Lemon	1,657,135
1978	5	71-90	.441	20 1/2	Lemon-Larry Doby	1,491,100
1979	5	73-87	.456	14	Don Kessinger- Tony La Russa	1,280,702
1980	5	70-90	.438	26	Tony La Russa	1,200,365
1981	5	54-52	.509	8 1/2	Tony La Russa	946,651
1982	3	87-75	.537	6	Tony La Russa	1,567,787
1983	1	99-63	.612	+20*	Tony La Russa	2,132,821
1984	5T	74-88	.457	10	Tony La Russa	**2,136,988
1985	3	85-77	.525	6	Tony La Russa	1,669,888
1986	5	72-90	.444	20	Tony La Russa- Doug Rader- Jim Fregosi	1,424,313
1987	5	77-85	.475	8	Jim Fregosi	1,208,060

*American League record

**White Sox record

SOX SCRAPBOOK

Only two men have collected two hits in one inning in their first major league game—the New York Yankees' Billy Martin (1950) and Russ Morman of the White Sox (1986). Morman homered and singled for the White Sox in the fourth inning of his first big league game on August 3, 1986 against Detroit at Comiskey Park. He also singled in his first major league at bat in the second inning.

YEAR-BY-YEAR BATTING LEADERS

Year	Batting Average (Min. 400 ABs)	Home Runs	Runs Batted In
1901	Fielder Jones, .340	Sam Mertes, 5	Sam Mertes, 98
1902	Fielder Jones, .321	Frank Isbell, 4	George Davis, 93
1903	Danny Green, .309	Danny Green, 6	Danny Green, 62
1904	Danny Green, .265	Fielder Jones, 3	George Davis, 69
1905	John Donahue, .287	Fielder Jones, Billy Sullivan, Frank Isbell, 2	John Donahue, 76
1906	Frank Isbell, .279	Fielder Jones, Billy Sullivan, 2	George Davis, 80
1907	Pat Dougherty, .270	George Rohe, Pat Dougherty, 2	John Donahue, 68
1908	Pat Dougherty, .278	Ed Walsh, Fielder Jones, Frank Isbell, 1	Fielder Jones, 50
1909	Pat Dougherty, .285	Eddie Hahn, Dave Altizer, Pat Dougherty, Gavvy Cravath, 1	Pat Dougherty, 55
1910	Pat Dougherty, .248	Chick Gandil, 2	Pat Dougherty, 43
1911	Matty McIntyre, .323	Ping Bodie, 4	Ping Bodie, 97
1912	Ping Bodie, .294	Ping Bodie, Harry Lord, 5	Shano Collins, 81
1913	Hal Chase, .286	Ping Bodie, 8	Buck Weaver, 52
1914	Jack Fournier, .311	Jack Fournier, 6	Shano Collins, 65
1915	Shano Collins, .332	Jack Fournier, 5	Shano Collins, 85
1916	Joe Jackson, .341	Happy Felsch, 6	Happy Felsch, 102
1917	Happy Felsch, .308	Happy Felsch, 6	Happy Felsch, 102
1918	Buck Weaver, .300	Eddie Collins, 2	Shano Collins, 56
1919	Joe Jackson, .351	Joe Jackson, Happy Felsch, 7	Joe Jackson, 96
1920	Joe Jackson, .382	Happy Felsch, 14	Joe Jackson, 121
1921	Eddie Collins, .337	Earl Sheely, 11	Earl Sheely, 95
1922	Eddie Collins, .324	Bibb Falk, 12	Earl Sheely, Harry Hooper, 80
1923	Eddie Collins, .360	Harry Hooper, 10	Earl Sheely, 88
1924	Bibb Falk, .352	Harry Hooper, 10	Earl Sheely, 103
1925	Eddie Collins, .346	Earl Sheely, 9	Earl Sheely, 111
1926	Bibb Falk, .345	Bibb Falk, 8	Bibb Falk, 108
1927	Bibb Falk, .327	Bibb Falk, 9	Bill Barrett, Bibb Falk, 83
1928	Willie Kamm, .308	Bill Barrett, Alex Metzler, 3	Willie Kamm, 84
1929	Carl Reynolds, .317	Carl Reynolds, 11	Carl Reynolds, 67
1930	Carl Reynolds, .359	Carl Reynolds, 22	Smead Jolley, 114
1931	Lu Blue, .304	Carl Reynolds, 6	Carl Reynolds, 77
1932	Robert Fothergill, .295	Red Kress, 9	Luke Appling, 63
1933	Al Simmons, .331	Al Simmons, 14	Al Simmons, 119
1934	Al Simmons, .344	Zeke Bonura, 27	Zeke Bonura, 110
1935	Luke Appling, .307	Zeke Bonura, 21	Zeke Bonura, 92
1936	Luke Appling, .388*	Zeke Bonura, 12	Zeke Bonura, 138
1937	Zeke Bonura, .345	Zeke Bonura, 19	Zeke Bonura, 100
1938	Henry Steinbacher, .331	Gee Walker, 16	Gee Walker, 87
1939	Boob McNair, .342	Joe Kuhel, 15	Gee Walker, 111
1940	Luke Appling, .348	Joe Kuhel, 27	Joe Kuhel, 94
1941	Taffy Wright, .322	Joe Kuhel, 12	Taffy Wright, 97
1942	Don Kolloway, .273	Wally Moses, 7	Don Kolloway, 60
1943	Luke Appling, .328*	Joe Kuhel, 5	Luke Appling, 80
1944	Ralph Hodgin, .295	Hal Trosky, 10	Hal Trosky, 70
1945	Tony Cuccinello, .308	John Dickshot, Guy Curtright, 4	Roy Schalk, 65
1946	Luke Appling, .309	Taffy Wright, 7	Luke Appling, 55
1947	Taffy Wright, .324	Rudy York, 15	Rudy York, 64
1948	Luke Appling, .314	Pat Seerey, 18	Pat Seerey, 64
1949	Cass Michaels, .308	Steve Souchock, 7	Cass Michaels, 83
1950	Eddie Robinson, .311	Gus Zernial, 29	Gus Zernial, 93
1951	Minnie Minofo, .324	Eddie Robinson, 29	Eddie Robinson, 117

(Year-By-Year Batting Leaders Continued)

Year	Batting Average	Home Runs	Runs Batted In
1952	Nellie Fox, Eddie Robinson, .296	Eddie Robinson, 22	Eddie Robinson, 104
1953	Minnie Minoso, .313	Minnie Minoso, 15	Minnie Minoso, 104
1954	Minnie Minoso, .320	Minnie Minoso, 19	Minnie Minoso, 116
1955	George Kell, .312	Walt Dropo, 19	George Kell, 81
1956	Minnie Minoso, .316	Larry Doby, 24	Larry Doby, 102
1957	Nellie Fox, .317	Jim Rivera, Larry Doby, 14	Minnie Minoso, 103
1958	Nellie Fox, .300	Sherm Lollar, 20	Sherm Lollar, 84
1959	Nellie Fox, .306	Sherm Lollar, 22	Sherm Lollar, 84
1960	Al Smith, .315	Roy Sievers, 28	Minnie Minoso, 105
1961	Floyd Robinson, .310	Al Smith, 28	Al Smith, 93
1962	Floyd Robinson, .312	Al Smith, 16	Floyd Robinson, 109
1963	Pete Ward, .295	Pete Ward, Dave Nicholson, 22	Pete Ward, 84
1964	Floyd Robinson, .301	Pete Ward, 23	Pete Ward, 94
1965	Don Buford, .293	Bill Skowron, John Romano, 18	Bill Skowron, 78
1966	Tommie Agee, .278	Tommie Agee, 22	Tommie Agee, 86
1967	Buford, Ken Berry, .241	Pete Ward, 18	Pete Ward, 62
1968	Tommy Davis, .268	Pete Ward, 15	Ward, Davis, 50
1969	Walt Williams, .304	Bill Melton, 23	Bill Melton, 87
1970	Luis Aparicio, .313	Bill Melton, 33	Bill Melton, 96
1971	Carlos May, .294	Bill Melton, 33*	Bill Melton, 86
1972	Dick Allen, Carlos May, .308	Dick Allen, 37*	Dick Allen, 113*
1973	Pat Kelly, .280	Melton, May, 20	Carlos May, 96
1974	Jorge Orta, .316	Dick Allen, 32*	Ken Henderson, 95
1975	Jorge Orta, .304	Deron Johnson, 18	Jorge Orta, 83
1976	Ralph Garr, .300	Jorge Orta, Jim Spencer, 14	Jorge Orta, 72
1977	Ralph Garr, .300	Oscar Gamble, 31	Richie Zisk, 101
1978	Lamar Johnson, .273	Eric Soderholm, 20	Lamar Johnson, 72
1979	Chet Lemon, .318	Chet Lemon, 17	Chet Lemon, 86
1980	Chet Lemon, .292	Jim Morrison, Wayne Nordhagen, 15	Lamar Johnson, 81
1981	Wayne Nordhagen, .308	Greg Luzinski, 21	Greg Luzinski, 62
1982	Greg Luzinski, .292	<i>Harold Baines, 25</i>	<i>Harold Baines, 105</i>
1983	Tom Paciorek, .307	Ron Kittle, 35	Ron Kittle, 100
1984	<i>Harold Baines, .304</i>	Ron Kittle, 32	<i>Harold Baines, 94</i>
1985	<i>Harold Baines, .309</i>	<i>Carlton Fisk, 37</i>	<i>Harold Baines, 113</i>
1986	<i>Harold Baines, .296</i>	<i>Harold Baines, 21</i>	<i>Harold Baines, 88</i>
1987	<i>Harold Baines, .293</i> <i>Ivan Calderon, .293</i>	<i>Ivan Calderon, 28</i>	<i>Greg Walker, 94</i>

*Led American League

YEAR-BY-YEAR PITCHING LEADERS

Year	Wins	ERA	Innings
1901	Clark Griffith, 24-7	Nixey Callahan, 2.42	Roy Patterson, 312
1902	Roy Patterson, 19-14	Virgil Garvin, 2.21	Nixey Callahan, 282
1903	Doc White, Roy Patterson, 16-15	Doc White, 2.13	Doc White, 300
1904	Frank Owen, 21-15	Doc White, 1.71	Frank Owen, 315
1905	Nick Altrock, 22-12	Doc White, 1.76	Frank Owen, 334
1906	Nick Altrock, 21-12	Doc White, 1.52*	Frank Owen, 293
1907	Doc White, 27-13	Ed Walsh, 1.60*	Ed Walsh, 422*
1908	Ed Walsh, 40-15	Ed Walsh, 1.42	Ed Walsh, 464
1909	Frank Smith, 24-17	Ed Walsh, 1.41	Frank Smith, 365*
1910	Ed Walsh, 16-20	Ed Walsh, 1.27*	Ed Walsh, 370
1911	Ed Walsh, 27-18	Ed Walsh, 2.22	Ed Walsh, 369*
1912	Ed Walsh, 27-17	Ed Walsh, 2.15	Ed Walsh, 393*
1913	Reb Russell, 21-17	Eddie Cicotte, 1.58	Reb Russell, 316
1914	Jim Scott, 16-18	Eddie Cicotte, 2.04	Joe Benz, 283
1915	Red Faber, Jim Scott, 24-24	Jim Scott, 2.03	Red Faber, 300
1916	Reb Russell, 17-11 Red Faber, 17-9	Eddie Cicotte, 1.78	Reb Russell, 264
1917	Eddie Cicotte, 28-13*	Eddie Cicotte, 1.53*	Eddie Cicotte, 347
1918	Eddie Cicotte, 12-19	Joe Benz, 2.51	Eddie Cicotte, 266*
1919	Eddie Cicotte, 29-7*	Eddie Cicotte, 1.82	Eddie Cicotte, 307*

Year	Wins	ERA	Innings
1920	Red Faber, 23-13	Red Faber, 2.99	Red Faber, 319
1921	Red Faber, 25-15	Red Faber, 2.48*	Red Faber, 331
1922	Red Faber, 21-17	Red Faber, 2.80*	Red Faber, 353*
1923	Red Faber, 14-11	Hollis Thurston, 3.05	Charles Robertson, 255
1924	Hollis Thurston, 20-14	Hollis Thurston, 3.80	Hollis Thurston, 291
1925	Ted Lyons, 21-11*	Ted Blankenship, 3.16	Ted Lyons, 263
1926	Ted Lyons, 18-16	Ted Lyons, 3.01	Ted Lyons, 284
1927	Ted Lyons, 22-14*	Ted Lyons, 2.84	Ted Lyons, Tommy Thomas, 308*
1928	Tommy Thomas, 17-16	Tommy Thomas, 3.08	Tommy Thomas, 283
1929	Tommy Thomas, 14-18 Ted Lyons, 14-20	Tommy Thomas, 3.19	Tommy Thomas, 260
1930	Ted Lyons, 22-15	Ted Lyons, 3.78	Ted Lyons, 298*
1931	Victor Frazier, 13-15	Red Faber, 3.82	Victor Frazier, 254
1932	Ted Lyons, Sam Jones, 10-15	Ted Lyons, 3.28	Ted Lyons, 231
1933	Ted Lyons, 10-21 Sam Jones, 10-12	Sam Jones, 3.36	Ted Lyons, 228
1934	George Earnshaw, 14-11	George Earnshaw, 4.52	George Earnshaw, 227
1935	Ted Lyons, 15-8	Ted Lyons, 3.02	John Whitehead, 222
1936	Vern Kennedy, 21-9	Vern Kennedy, 4.63	Vern Kennedy, 274
1937	Monty Stratton, 15-5	Monty Stratton, 2.40	Vern Kennedy, 221
1938	Monty Stratton, 15-9	Thornton Lee, 3.49	Thornton Lee, 245
1939	Thornton Lee, 15-11 John Rigney, 15-8	Ted Lyons, 2.76	Thornton Lee, 235
1940	Edgar Smith, 14-9 John Rigney, 14-18	John Rigney, 3.11	John Rigney, 281
1941	Thornton Lee, 22-11	Thornton Lee, 2.37*	Thornton Lee, 300
1942	Ted Lyons, 14-6	Ted Lyons, 2.10*	John Humphries, 228
1943	Orval Grove, 15-9	Orval Grove, 2.75	Orval Grove, 216
1944	Bill Dietrich, 16-17	Joe Haynes, 2.57	Bill Dietrich, 246
1945	Thornton Lee, 15-12	Thornton Lee, 2.44	Thornton Lee, 228
1946	Earl Caldwell, 13-4 Eddie Lopat, 13-13	Eddie Lopat, 2.73	Eddie Lopat, 231
1947	Eddie Lopat, 16-13	Joe Haynes, 2.42	Eddie Lopat, 253
1948	Joe Haynes, 9-10 Bill Wight, 9-20	Bill Wight, 4.80	Bill Wight, 223
1949	Bill Wight, 15-13	Bill Wight, 3.31	Bill Wight, 245
1950	Billy Pierce, 12-16	Bill Wight, 3.58	Billy Pierce, 219
1951	Billy Pierce, 15-14	Saul Rogovin, 2.48*	Billy Pierce, 240
1952	Billy Pierce, 15-12	Joe Dobson, 2.51	Billy Pierce, 255
1953	Billy Pierce, 18-12	Billy Pierce, 2.72	Billy Pierce, 271
1954	Virgil Trucks, 19-12	Sandy Consuegra, 2.69	Virgil Trucks, 265
1955	Billy Pierce, 15-10	Billy Pierce, 1.97*	Billy Pierce, 206
1956	Billy Pierce, 20-9	Jack Harshman, 3.10	Billy Pierce, 276
1957	Billy Pierce, 20-12*	Dick Donovan, 2.77	Billy Pierce, 257
1958	Billy Pierce, 17-11	Billy Pierce, 2.68	Dick Donovan, 248
1959	Early Wynn, 22-10*	Bob Shaw, 2.69	Early Wynn, 256
1960	Billy Pierce, 14-7	Frank Baumann, 2.67*	Early Wynn, 237
1961	Juan Pizarro, 14-7	Juan Pizarro, 3.05	Juan Pizarro, 195
1962	Ray Herbert, 20-9	Eddie Fisher, 3.10	Ray Herbert, 237
1963	Gary Peters, 19-8	Gary Peters, 2.33*	Gary Peters, 243
1964	Gary Peters, 20-8*	Joel Horlen, 1.88	Gary Peters, 274
1965	Eddie Fisher, 15-7	Eddie Fisher, 2.40	Joel Horlen, 219
1966	Tommy John, 14-11	Gary Peters, 1.98*	Tommy John, 223
1967	Joel Horlen, 19-7	Joel Horlen, 2.06*	Gary Peters, 260
1968	Wilbur Wood, 13-12	Tommy John, 1.98	Joel Horlen, 224
1969	Joel Horlen, 13-16	Tommy John, 3.25	Joel Horlen, 236
1970	Tommy John, 12-17	Tommy John, 3.28	Tommy John, 269
1971	Wilbur Wood, 22-13	Wilbur Wood, 1.91	Wilbur Wood, 334
1972	Wilbur Wood, 24-17*	Wilbur Wood, 2.51	Wilbur Wood, 377*
1973	Wilbur Wood, 24-20*	Terry Forster, 3.23	Wilbur Wood, 359*
1974	Jim Kaat, 21-13	Jim Kaat, 2.92	Wilbur Wood, 320
1975	Jim Kaat, 20-14	Jim Kaat, 3.11	Jim Kaat, 304
1976	Ken Brett, 10-12	Ken Brett, 3.32	Rich Gossage, 224
1977	Steve Stone, 15-12	Ken Kravec, 4.10	Francisco Barrios, 231
1978	Steve Stone, 12-12	Francisco Barrios, 4.05	Steve Stone, 212
1979	Ken Kravec, 15-13	Ross Baumgarten, 3.53	Ken Kravec, 250
1980	Britt Burns, 15-13	Britt Burns, 2.84	Britt Burns, 238

(Year-By-Year Pitching Leaders continued)

<i>Year</i>	<i>Wins</i>	<i>ERA</i>	<i>Innings</i>
1981	Britt Burns, 10-6	Dennis Lamp, 2.41	Britt Burns, 157
1982	LaMarr Hoyt, 19-15*	Kevin Hickey, 3.00	LaMarr Hoyt, 240
1983	LaMarr Hoyt, 24-10*	Richard Dotson, 3.23	LaMarr Hoyt, 260.2
1984	Tom Seaver, 15-11	Ron Reed, 3.08	Richard Dotson, 245.2
1985	Britt Burns, 18-11	Bob James, 2.13	Tom Seaver, 238.2
1986	Joe Cowley, 11-11	Dave Schmidt, 3.31	Richard Dotson, 197
1987	Floyd Bannister, 16-11	Bobby Thigpen, 2.73	Floyd Bannister, 228.2

*Led American League

LEAGUE LEADERS

Hitting

Average

1936	Luke Appling, .388
1943	Luke Appling, .328

Home Runs

1915	Robert Roth, 7
1971	Bill Melton, 33
1972	Dick Allen, 37
1974	Dick Allen, 32

Runs Batted In

1972	Dick Allen, 113
------	-----------------

Stolen Bases

1901	Frank Isbell, 48
1908	Pat Dougherty, 47
1919	Eddie Collins, 33
1923	Eddie Collins, 49
1924	Eddie Collins, 42
1925	John Mostil, 43
1926	John Mostil, 35
1951	Minnie Minoso, 31
1952	Minnie Minoso, 22
1953	Minnie Minoso, 25
1955	Jim Rivera, 25
1956	Luis Aparicio, 21
1957	Luis Aparicio, 28
1958	Luis Aparicio, 29
1959	Luis Aparicio, 56
1960	Luis Aparicio, 51
1961	Luis Aparicio, 53
1962	Luis Aparicio, 31

Pitching

Winning Percentage

1901	Clark Griffith, 24-7 (.774)
1908	Ed Walsh, 40-15 (.727)
1916	Ed Cicotte, 15-7 (.682)
1917	Reb Russell, 15-5 (.750)
1919	Ed Cicotte, 29-7 (.806)
1954	Sandy Consuegra, 16-3 (.842)
1957	Dick Donovan, 16-6 (.727*)
1959	Bob Shaw, 18-6 (.750)
1962	Ray Herbert, 20-9 (.690)
1967	Joel Horlen, 19-7 (.731)
1983	Richard Dotson, 22-7 (.759)

Earned Run Average

1906	Doc White, 1.52
1917	Ed Cicotte, 1.53
1921	Red Faber, 2.47
1922	Red Faber, 2.80
1941	Thornton Lee, 2.37
1942	Ted Lyons, 2.10
1951	Saul Rogovin, 2.78
1955	Billy Pierce, 1.97
1960	Frank Baumann, 2.68
1963	Gary Peters, 2.33
1966	Gary Peters, 1.98
1967	Joel Horlen, 2.06

Strikeouts

1908	Ed Walsh, 269
1909	Frank Smith, 177
1911	Ed Walsh, 255
1953	Billy Pierce, 186
1958	Early Wynn, 179

*Tied for league lead

BEST RECORDS

Top Home Records

<i>Year</i>	<i>Won</i>	<i>Lost</i>	<i>Pct.</i>
1917	57	20	.740
1972	55	23	.705
1906	54	21	.720
1920	52	24	.684
1983	55	26	.679
1960	52	26	.667
1961	53	28	.654
1964	52	29	.642

Top Road Records

<i>Year</i>	<i>Won</i>	<i>Lost</i>	<i>Pct.</i>
1954	49	28	.636
1953	48	29	.623
1959	47	30	.610
1951	47	30	.610
1965	47	34	.580
1964	46	35	.568
1957	45	32	.584
1920	44	34	.564

OPENING DAY RECORDS

Overall record: 42-45

Home openers: 46-41

Most runs: Sox 17, St. Louis 3, April 17, 1951

Widest shutout margin: Sox 14, Texas 0 (home opener), April 18, 1972

Fewest hits by White Sox: 0, Cleveland 1, Sox, 0, April 16, 1940, WP Bob Feller

Fewest hits by opponent: 1, Sox 3, St. Louis 0, April 14, 1910, WP Frank Smith.

Earliest Opening Day: April 2, 1984, Sox 5, Baltimore 2.

Latest Opening Day: April 24, 1901, Sox 8, Cleveland 2.

Record vs. opponents: Baltimore, 2-3; Boston, 2-1; California/L.A., 2-1;

Cleveland, 9-13; Detroit, 8-10; Kansas City A's, 1-0; Kansas City

Royals, 2-1; Milwaukee, 1-1; Minnesota, 0-1; New York, 1-0;

Oakland Athletics, 1-2; St. Louis, 11-10; Texas, 1-1;

Toronto, 0-1; and Washington, 1-0.

Most starts: Billy Pierce, 7

Most wins: Billy Pierce, 3

Most losses: Billy Pierce, 3

Note: The White Sox remain the last major league team to open a season with a *scheduled* doubleheader, scoring 6-5 and 12-4 victories at Oakland on April 7, 1971. The A's had started their season two days earlier at Washington.

TOP HOMER SEASONS

Overall		Comiskey Park	
Year	Total	Year	Total
1977	192	1984	103
1987	173	1977	85
1984	172	1983	84
1983	157	1960	80
1985	146	1970	78

Most Comiskey Park Home Runs

Homers	Player	Year
27	Dick Allen	1972
23	Bill Melton	1970
21	Zeke Bonura	1934
20	<i>Carlton Fisk</i>	<i>1985</i>
19	Gus Zernial	1950

Three-Homer Innings

Date	Sox Players	Opponent
May 1, 1987	<i>Greg Walker</i> <i>Ivan Calderon</i> <i>Tim Hulett</i>	Baltimore
July 22, 1987	<i>Kenny Williams</i> <i>Harold Baines</i> <i>Ivan Calderon</i>	Baltimore
August 24, 1985	Rudy Law Bryan Little <i>Harold Baines</i>	Toronto
September 9, 1983	Greg Luzinski Tom Paciorek <i>Carlton Fisk</i>	California

SOX SCRAPBOOK

Stylish White Sox lefty Billy Pierce was the winning pitcher as the White Sox defeated the St. Louis 2-1 in 11 innings on September 27, 1953 in the Browns' final game in St. Louis. Six and one-half months later, the Browns took the field as the Baltimore Orioles.

STREAKS

Consecutive Victories (10 Or More)

<u>Wins</u>	<u>Dates</u>	<u>Opponents</u>
19	August 2-23, 1906	Boston (6) Philadelphia (5) New York (7) Washington (1)
14	May 15-30, 1951	Boston (2) New York (1) Washington (3) Philadelphia (1) Cleveland (4) St. Louis (3)
13	June 4-16, 1908	St. Louis (1) Washington (4) Philadelphia (4) New York (4)
12	June 17-27, 1961	Minnesota (3) Cleveland (3) Washington (4) Detroit (2)
11	Sept. 23-Oct. 3, 1915	Washington (1) Philadelphia (5) Cleveland (1) St. Louis (4)
10	June 21-July 3, 1901	Philadelphia (4) Cleveland (4) Detroit (2)
10	August 15-24, 1919	Boston (2) New York (2) Philadelphia (3) Washington (3)
10	May 31-June 8, 1937	St. Louis (3) Boston (1) Philadelphia (4) New York (1) Cleveland (1)
10	August 14-22, 1965	Kansas City (4) Washington (3) Boston (3)
10	April 30-May 14, 1967	Cleveland (3) Detroit (1) Baltimore (2) California (4)
10	May 18-26, 1976	California (4) Minnesota (2) Oakland (4)

Consecutive Losses (10 Or More)

<u>Losses</u>	<u>Dates</u>	<u>Opponents</u>
13	August 9-26, 1924	Washington (5) Boston (4) New York (3) Philadelphia (1)
12	September 10-22, 1927	Washington (2) Philadelphia (3) New York (5) Boston (2)
11	July 12-20, 1910	New York (3) Boston (5) Philadelphia (3)

Losses	Dates	Opponents
11	September 14-24, 1921	New York (1) Boston (4) Washington (3) Philadelphia (3)
11	July 7-18, 1956	Detroit (3) Boston (3) New York (2) Baltimore (3)
10	September 14-22, 1931	Boston (3) Philadelphia (3) Washington (4)
10	August 7-19, 1932	Philadelphia (2) St. Louis (4) Washington (4)
10	September 17-26, 1934	Philadelphia (5) Cleveland (3) Detroit (2)
10	May 26-June 4, 1938	Philadelphia (2) Detroit (3) Cleveland (2) Washington (3)
10	April 10-15, 1968	Cleveland (2) Detroit (5) Boston (2) Minnesota (1)
10	June 11-20, 1976	Cleveland (4) Baltimore (2) New York (4)

Consecutive Victories Starting A Season

Wins	Dates	Opponents
8	April 11-18, 1982	New York (2) Boston (3) Baltimore (3)
6	April 14-25, 1920	Detroit (5) St. Louis (1)
5	April 14-18, 1914	Cleveland (4) St. Louis (1)
5	April 17-22, 1945	Cleveland (3) St. Louis (2)
4	April 16-21, 1957	Cleveland (1) Kansas City (3)
4	April 10-14, 1959	Detroit (3) Kansas City (1)

Consecutive Losses Starting A Season

Losses	Dates	Opponents
10	April 10-25, 1968	Cleveland (2) Detroit (5) Boston (2) Minnesota (1)
5	April 5-12, 1974	California (3) Minnesota (2)
4	April 18-21, 1923	Cleveland (4)
4	April 20-24, 1948	Detroit (3) St. Louis (1)
4	April 18-22, 1950	St. Louis (2) Detroit (2)
4	April 14-18, 1952	Cleveland (3) St. Louis (1)
4	April 7-11, 1986	Milwaukee (3) Boston (1)

Consecutive Scoreless Innings

Innings	Dates
42	July 21-25, 1968
38	May 22-26, 1968
34	May 5-9, 1972
28	April 16-20, 1968
	September 27-October 1, 1967
27	May 27-30, 1976

NO-HITTERS By White Sox

Date	Sox Pitcher	Opponent	Sox-Opp.
September 20, 1902#	James Callahan	Detroit	3-0
September 6, 1905	Frank Smith	Detroit	15-0
September 20, 1908#	Frank Smith	Philadelphia	1-0
August 27, 1911*	Ed Walsh	Boston	5-0
May 14, 1914	James Scott+	Washington	0-1
May 31, 1914*	Joe Benz	Cleveland	6-1
April 14, 1917	Ed Cicotte	St. Louis	11-0
April 30, 1922**	Charles Robertson	Detroit	2-0
August 21, 1926	Ted Lyons	Boston	6-0
August 31, 1935*	Vern Kennedy	Cleveland	5-0
June 1, 1937	Bill Dietrich	St. Louis	8-0
August 20, 1957*	Bob Keegan	Washington (night)	6-0
September 10, 1967*	Joel Horlen	Detroit	6-0
July 28, 1976	John Odom- Francisco Barrios	Oakland (night)	2-1
September 19, 1986	Joe Cowley	California (night)	7-1

+Nine hitless innings. Allowed two hits in 10th inning before losing.

Against White Sox

Date	Opposing Pitcher	Opponent	Sox-Opp.
May 9, 1901#	Earl Moore++	Cleveland	4-2
August 17, 1904	Jesse Tannehill	Boston	0-6
September 27, 1904	William Dinneen	Boston	0-2
October 2, 1908**	Adrian Joss	Cleveland	0-1
April 20, 1910*	Adrian Joss	Cleveland	0-1
May 5, 1917	Ernest Koob	St. Louis	0-1
May 6, 1917* (2nd)	Robert Groom	St. Louis	0-3
April 16, 1940*&	Bob Feller	Cleveland	0-1
July 14, 1956	Mel Parnell	Boston	0-4
August 1, 1962	Bill Monbouquette	Boston (night)	0-1
September 29, 1983	Mike Warren	Oakland (night)	0-3
April 7, 1984*	Jack Morris	Detroit	0-4

#At Chicago

*At Comiskey Park

**Perfect Game

&Opening Day

++The American League's first no-hitter. Cleveland's Earl Moore pitched nine hitless innings. Chicago's Sandow Mertes singled in the 10th. The Sox eventually won 4-2 in 10 innings despite only two hits.

SOX SCRAPBOOK

The White Sox posted 11 runs on one hit on April 22, 1959. The ChiSox drew 10 walks in the seventh inning off A's pitchers Tom Gorman, Mark Freeman, and George Brunet. Eight came with the bases loaded, five by Brunet who also hit a batter. Preceding the run-scoring walks and hit batsman, the Sox scored their first two runs of the inning on Johnny Callison's single and on an error by A's right fielder Roger Maris. Chicago, a 20-6 winner, left three men on base in the seventh stanza, an inning in which Kansas City also contributed three errors.

ONE-HITTERS

Date	Opponent	Score	Winning Pitcher	Losing Pitcher
August 1, 1901	Detroit	4-0	Jim Callahan	Yeager
May 16, 1902	St. Louis	2-1	Wiley Piatt	Powell
Sept. 6, 1903	Cleveland	1-0 (10)	Doc White	Glendon
Sept. 16, 1904	At St. Louis	1-0	Doc White	Siever
May 21, 1905	Washington	2-1	Frank Smith	Patten
August 31, 1905	Washington	2-0	Frank Smith	Hughes
May 6, 1906	Cleveland	6-0	Ed Waalsh	Joss
June 5, 1906	Philadelphia	7-1	Doc White	Waddell
July 3, 1906	St. Louis	3-0	Doc White	Jacobson
August 3, 1906	Boston	4-0	Ed Walsh	Harris
May 19, 1908	At Washington	2-0	Doc White	Smith
June 20, 1909	Cleveland	4-0	Ed Walsh	Young
July 31, 1909	At Washington	1-0	Bill Burns	Johnson
April 14, 1910	St. Louis	3-0	Frank Smith#	Graham
June 6, 1910	Boston	1-0	Ed Walsh	Hall
Sept. 8, 1910	At St. Louis	1-0	Fred Olmstead	Lake
August 14, 1911	Detroit	2-0	Ed Walsh	Willett
July 14, 1913	Boston	8-0	Reb Russell	Foster
May 19, 1914	At Philadelphia	3-0	Ed Cicotte	Shawkey
June 4, 1914	Cleveland	2-0	Jim Scott	Blanding
June 10, 1914	Washington	2-0	Joe Benz	Johnson
June 17, 1914	Philadelphia	5-0	Red Faber	Bressler
May 17, 1915	Philadelphia	6-2	Jim Scott	Pennock
Sept. 15, 1915	At Boston	3-1	Red Faber	Gregg
July 26, 1916	New York	2-0	Ed Cicotte	Mogridge
July 17, 1917	Washington	5-0	Ed Cicotte	Dumont
Sept. 19, 1925	At Washington	17-0	Ted Lyons*	Zachary
May 26, 1929	Detroit	2-0	Red Faber	Carroll
June 13, 1933	St. Louis	6-1	Whit Wyatt*	Gray
July 20, 1935	At Washington	1-0	Carl Fischer	Hadley
May 29, 1941	St. Louis	4-0	Bill Dietrich	Caster
May 14, 1943	New York	3-0	Lee Ross	Wensloff
July 8, 1943	News York	1-0	Orval Grove*	Borowy
May 1, 1945	At Detroit	5-0	Joe Haynes	Wilson
June 15, 1950	New York	5-0	Billy Pierce	Lopat
April 16, 1953	St. Louis	1-0	Billy Pierce	Brecheen
May 1, 1954	At Boston	3-0	Virgil Trucks	Henry
July 6, 1954	At Detroit	4-0	Virgil Trucks	Aber
June 21, 1956	Baltimore	1-0	Jack Harshman##	##Johnson
May 25, 1957	At Cleveland	4-0	Dick Donovan	Wynn
July 20, 1957	Boston	4-0	Dick Donovan	Sisler
June 27, 1958	Washington	3-0	Billy Pierce*	Kemmerer
May 1, 1959	Boston	1-0	Early Wynn	Brewer
June 11, 1959	At Washington	3-1	Billy Pierce	Pascual
July 15, 1963	Baltimore	4-0	Gary Peters	Roberts
August 11, 1965	Washington	7-0	Juan Pizarro	McCormick
May 30, 1966	Boston	11-0	Jack Lamabe	Santiago
May 14, 1967	California	3-1	Gary Peters	Coates
August 21, 1973	At Cleveland	4-0	Stan Bahnsen*	Tidrow
July 2, 1980	California	1-0	Ross Baumgarten	Tanana
August 25, 1981	At Milwaukee	5-1	Dennis Lamp*	Slaton
May 18, 1983	At Baltimore	0-1	Martinez	Richard Dotson
Sept. 9, 1983	California	11-0	Britt Burns	John
May 2, 1984	New York	3-0	LaMarr Hoyt	Rijo
Sept. 13, 1987	At Seattle	2-0	Floyd Bannister	Langston

*Lost no-hitter in ninth inning

#Opening Day

##Double one-hitter

DOUBLEHEADER SHUTOUTS

Date	Opponent	Scores	Winning Sox Pitchers
Sept. 6, 1905	At Detroit	2-0	Doc White
		15-0	*Frank Smith
July 31, 1909	At Washington	5-0	Jim Scott
		1-0	Frank Lange
August 11, 1914	Cleveland	2-0	Mellie Wolfgang
		2-0	Ed Cicotte
May 28, 1916	Cleveland	2-0	Jim Scott
		2-0	Red Faber
July 10, 1916	At Boston	4-0	Lefty Williams
		3-0	Reb Russell
July 13, 1940	At Boston	5-0	Ted Lyons
		7-0	Jack Knott
August 19, 1941	Philadelphia	4-0	Thornton Lee
		1-0	John Humphries
May 15, 1949	Cleveland	10-0	Bill Wight
		2-0	Alan Gettel
May 25, 1952	Detroit	3-0	Joe Dobson
		1-0	Marv Grissom
June 14, 1953	Boston	6-0	Billy Pierce
		1-0	Sandy Consuegra
June 15, 1958	At Baltimore	3-0	Jim Wilson
		4-0	Dick Donovan
June 5, 1960	Kansas City	2-0	Russ Kemmerer
		2-0	Frank Baumann
July 5, 1964	Cleveland	2-0	Juan Pizarro
		5-0	Joel Horlen
May 30, 1966	Boston	1-0	John Buzhardt
		11-0	#Jack Lamabe
Sept. 10, 1967	Detroit	6-0	*Joel Horlen
		4-0	Cisco Carlos

*No-hitter

#One-hitter

SINGLE-GAME STRIKEOUTS

Strikeouts	Sox Pitcher	Opponent	Date
16	Jack Harshman	At Boston	July 25, 1954
15	Ed Walsh	At Cleveland	October 2, 1908
15	James Scott	St. Louis	June 22, 1913
15	Ed Walsh	Boston	August 11, 1910
14	Saul Rogovin (17 inn.)	Boston	September 14, 1952
14	Early Wynn	Boston	May 1, 1959
14	James Scott	St. Louis	September 27, 1913
14	Juan Pizarro	At Washington	July 31, 1964
13	Ed Walsh (15 inn.)	Detroit	May 1, 1910
13	Ed Walsh	St. Louis	September 13, 1910
13	Frank Lange	New York	September 20, 1910
13	James Scott (15 inn.)	At St. Louis	April 20, 1912
13	Red Faber	At Philadelphia	May 17, 1922
13	Thornton Lee	Cleveland	June 12, 1945
13	Marv Grissom	New York	September 13, 1952
13	Juan Pizarro	At Baltimore	September 29, 1961
13	Juan Pizarro	Cleveland	August 25, 1961
13	Doc White (14 inn.)	At Philadelphia	June 9, 1905
13	Gary Peters	Baltimore	July 15, 1963
13	Juan Pizarro	Washington	May 22, 1964
13	Juan Pizarro (13 inn.)	Baltimore	August 23, 1965
13	Chris Knapp	At California	September 11, 1977

LONGEST GAMES

Innings	Date	Opponent	Score	Sox Pitcher Of Record
25*	May 8-9, 1984	Milwaukee	7-6	Tom Seaver
22	June 12, 1967	At Washington	5-6	John Buzhardt
21	May 26-28, 1973	Cleveland	6-3	Wilbur Wood
21	May 24, 1929	Detroit	5-6	Ted Lyons
19	July 13, 1951	Boston	5-4	Harry Dorish
19	June 24, 1915	At Cleveland	5-4	Red Faber
19	August 11, 1972	At Oakland	3-5	Stan Bahnsen
18	June 25, 1903	New York	6-6	None
18	May 15, 1918	At Washington	0-1	Lefty Williams
18	August 21, 1933	New York	3-3	None
18	June 18, 1947	Washington	0-1	Earl Harrist
18	August 6, 1959	At Baltimore	1-1	None
17	May 18, 1902	St. Louis	2-2	None
17	May 13, 1909	Washington	1-1	None
17	May 25, 1912	Detroit	5-4	Frank Lange
17	May 21, 1915	Boston	3-2	Red Faber
17	July 12, 1951	Boston	4-5	Saul Rogovin
17	August 13, 1933	Detroit	5-6	Ted Lyons
17	September 14, 1952	Boston	4-3	Luis Aloma
17	June 4, 1959	Baltimore	6-5	Bob Shaw
17	July 25, 1959	Baltimore	3-2	Turk Lown
17	June 21, 1964	New York	1-2	Don Mossi
17	September 13, 1967	Cleveland	1-0	Don McMahon
17	May 25, 1986	At Kansas City	1-2	Bill Dawley

*A.L. record for innings, major league record for time (8:06)

HIGHEST-SCORING GAMES

By White Sox

Score	Date	Opponent	Sox Pitcher Of Record
29-6	April 23, 1955	At Kansas City	Jack Harshman
22-13	May 31, 1970	At Boston	Floyd Weaver
21-14	July 18, 1936	At Philadelphia	Clint Brown
21-7	June 26, 1960	Boston	Early Wynn
20-6	May 11, 1911	Washington	Doc White
20-15	September 9, 1921	Detroit	Dickie Kerr
20-10	April 30, 1934	Cleveland	Sam Jones
20-2	June 17, 1956	Washington	Dick Donovan
20-6	April 22, 1959	At Kansas City	Bob Shaw
19-9	May 1, 1901	Detroit	Roy Patterson
19-3	May 3, 1918	At Detroit	Lefty Williams
19-11	August 15, 1922	At Boston	Ted Blankenship
19-2	August 31, 1926	At Detroit	Red Faber
19-6	May 11, 1936	At St. Louis	John Whitehead
19-6	July 28, 1936	Philadelphia	Bill Dietrich
19-7	July 20, 1940	Philadelphia	Eddie Smith

By Opponents

Score	Date	Opponent	Sox Pitcher Of Record
5-22	July 26, 1931	At New York	Cecil Pat Caraway
7-21	May 5, 1901	At Milwaukee	Roy Patterson
6-21	August 25, 1902	At Baltimore	Clark Griffith
11-21	August 30, 1970	Boston	Jerry Janeski
5-21	August 9, 1923	At Philadelphia	Mike Cvangros
5-20	July 17, 1920	At New York	Ed Cicotte
6-19	August 27, 1938	At Boston	Frank Gabler

TRIPLE PLAYS

Date	Opponent	Batter	Inning
May 4, 1907	At Detroit	Boss Schmidt	4th
July 7, 1909	Boston	Doc Gessler	4th
September 18, 1910	Boston	Bill Purtell	2nd
August 11, 1912	Philadelphia	Jack Coombs	7th
April 29, 1916	At St. Louis	Burt Shotton	7th
May 25, 1919	Washington	Howard Shanks	8th
July 15, 1921	Washington	Eric Erickson	7th
September 12, 1922	Cleveland	Larry Gardner	1st
October 1, 1922	At St. Louis	Pat Collins	3rd
April 30, 1929	Cleveland	Carl Lind	7th
July 23, 1931	Boston	Earl Webb	6th
September 11, 1931	At New York	Babe Ruth	1st
April 30, 1936	At Boston	Oscar Melillo	8th
May 20, 1944	At Boston	Bob Johnson	1st
August 10, 1944	At Boston	Jim Tabor	4th
June 11, 1946	At Philadelphia	Irv Hall	1st
April 27, 1947	At St. Louis	John Berardino	2nd
May 13, 1951	Cleveland	Jim Hegan	9th
August 29, 1953	Boston	Karl Olson	9th
August 10, 1957	Detroit	J.W. Porter	1st
September 27, 1959	At Detroit	Boyd Harris	3rd
September 17, 1966	At Baltimore	Andy Etchebarren	9th
August 6, 1967	At Baltimore	Brooks Robinson	5th
June 22, 1980	Detroit	Duffy Dyer	5th
August 31, 1981	Detroit	Al Cowens	2nd
June 15, 1986	At Seattle	Ken Phelps	2nd

MOST ROOKIE WINS

Pitcher	Wins	Year
Reb Russell	21	1913
Gary Peters	19	1963
Frank Smith	16	1904
Tommy Thomas	15	1926
Tom Bradley	15	1971
Britt Burns	15	1980
Charlie Robertson	14	1922
Richard Wortham	14	1979
Ross Baumgarten	13	1979
John Whitehead	13	1935
Gorham Leverett	13	1922
Dickie Kerr	13	1919
Jim Scott	13	1909

SOX SCRAPBOOK

The White Sox collected a major league record three sacrifice flies in one inning in the second game of a July 1, 1962 doubleheader against Cleveland thanks to Indians' outfielder Gene Green who dropped two fly balls in the fifth stanza. The Sox had a runner on third base when ChiSox pitcher Juan Pizarro hit a fifth-inning drive toward Green. The Tribe's right fielder dropped the ball but Pizarro was awarded a sacrifice fly because the official scorer ruled the ball traveled far enough to drive in the run had the catch been made. Later in the inning, the scenario was repeated when Chicago's Nellie Fox lofted another ball Green dropped. The scorer again credited the batter with a sacrifice fly. Sox outfielder Al Smith accounted for the lone "normal" sacrifice fly of the inning when Green caught Smith's drive for the first out of the frame. Green's misplays contributed to a six-run White Sox inning which Chicago rode to a 7-6 victory.

MISCELLANEOUS



Charismatic White Sox shortstop Ozzie Guillen.

MANAGERS

Managers' Records

Manager	Years	G	W-L	Pct.
Bill Adair	1970	10	4-6	.400
Russ Blackburne	1928-29	232	99-133	.427
Donie Bush	1930-31	310	118-189	.384
Nixie Callahan	1903-04, '12-14	647	308-329	.484
Eddie Collins	1925-26	309	160-147	.521
Red Corriden	1950	126	52-72	.419
Larry Doby	1978	87	37-50	.425
Hugh Duffy	1910-11	310	145-159	.477
Jimmy Dykes	1935-46	1927	899-1028	.467
Johnny Evers	1924	154	66-87	.431
Lew Fonseca	1932-34	320	120-198	.377
Jim Fregosi	1986-	258	122-136	.473
Kid Gleason	1919-23	759	392-364	.519
Clark Griffith	1901-02	275	157-113	.581
Don Gutteridge	1969-70	281	109-172	.388
Fielder Jones	1904-08	739	427-293	.593
Don Kessinger	1979	106	46-60	.434
Tony La Russa	1979-86	1032	522-510	.506
Bob Lemon	1977-78	236	124-112	.525
Al Lopez	1957-65, '68-69	1524	852-672	.559
Ted Lyons	1946-48	434	185-245	.430
Marty Marion	1954-56	318	179-138	.565
Les Moss	1968	2	0-2	.000
Jack Onslow	1949-50	184	71-113	.386
Doug Rader	1986	2	1-1	.500
Paul Richards	1951-54, '76	774	406-362	.529
Clarence Rowland	1915-18	590	339-247	.578
Ray Schalk	1927-28	228	102-125	.449
Eddie Stanky	1966-68	404	206-197	.511
Billy Sullivan	1909	159	78-74	.512
Chuck Tanner	1970-75	815	401-414	.492

By Wins

Wins	Manager
899	Jimmy Dykes
852	Al Lopez
522	Tony La Russa
427	Fielder Jones
406	Paul Richards
401	Chuck Tanner
392	Kid Gleason
339	Clarence Rowland
314	James Callahan
206	Eddie Stanky

By Pct.

Pct.	Manager
.593	Fielder Jones
.581	Clark Griffith
.578	Clarence Rowland
.565	Marty Marion
.559	Al Lopez
.529	Paul Richards
.525	Bob Lemon
.521	Eddie Collins
.519	Kid Gleason
.512	Billy Sullivan

SOX SCRAPBOOK

On July 19, 1946, umpire Red Jones ejected 14 White Sox players from a game against Boston following a beanball controversy involving Sox hurler Joe Haynes and Red Sox Hall of Fame slugger Ted Williams. The bench jockeys who took the early shower included Ralph Hodgins, Dario Lodigiani, Eddie Smith, Mike Tresh, John Rigney, Leo Wells, Hal Trosky, Guy Curtright, Ed Lopat, Whitey Platt, Wally Moses, Frank Whitman, coach Ed Miller, and batting practice pitcher Glen Liebhardt. It was Ladies Day at Boston's Fenway Park and among other things, Jones was accused of courting the favor of the fairer sex rooting for Boston.

COACHES

Coach	Years	Coach	Years
Bill Adair	1970	Charlie Lau	1982-83
Jimmy Adair	1951-52	Bill Lauder	1925
Luke Appling	1970-71	Jim Leyland	1982-85
Jim Austin	1933-35, '37, '39-40	Joe Lonnett	1971-75
Loren Babe	1980, '83	Mike Lum	1985
Ray Berres	1949-66, '69	Fred Martin	1979
Al "Chief" Bender	1926	Jim Mahoney	1972-76
Russ Blackburne	1927-28	Marty Marion	1954
Dick Bosman	1986-87	Charlie Metro	1965
<i>Ed Brinkman</i>	<i>1983-</i>	<i>Dyar Miller</i>	<i>1987-</i>
Jim Busby	1976	Ed Miller	1942-49
John Butler	1932	Colonel Mills	1947-50
Orlando Cepeda	1980	Minnie Minoso	1976-78, '80
John Cooney	1957-64	Al Monchak	1971-75
Red Corriden	1950	Les Moss	1967-68, '70
Doc Cramer	1951-53	Hugh Mulcahy	1970
Tony Cuccinello	1957-66, '69	George Myatt	1955-56
Bill Cunningham	1932	Dave Nelson	1981-84
Larry Doby	1977-78	Joe Nossek	1984-86
Moe Drabowsky	1986	Vada Pinson	1981
Dave Duncan	1983-86	Doug Rader	1986-87
A.A. Egan	1926	Grover Resinger	1967-68
Johnny Evers	1922, '24	<i>Glen Rosenbaum</i>	<i>1974-75, '86-</i>
Red Faber	1947-48	Frank Roth	1927
Kerby Farrell	1966-69	Muddy Ruel	1936-45
Kid Gleason	1912-17	Johnny Sain	1971-75
Marv Grissom	1967-68	Ron Schueler	1980-82
Don Gutteridge	1955-66, '68-69	Ken Silvestri	1976, '82
George Haas	1940-46	Joe Sparks	1979
Luman Harris	1951-54	Monty Stratton	1940-41
Willie Horton	1986	Ed Walsh	1923-24, '28-29
Deron Johnson	1987	Billy Webb	1935, '37-39
Bernie Kelly	1930-31	Del Wilber	1955-56
Bobby Knoop	1977-78	Stan Williams	1977-78
Art Kusnyer	1980-87	Bobby Winkles	1979-81
Tony La Russa	1978		

ALL-STARS

1933	Al Simmons (OF) , Jimmy Dykes (3B).
1934	Al Simmons (OF) , Jimmy Dykes (3B).
1935	Al Simmons (OF) .
1936	Luke Appling (SS) , Rip Radcliff (OF) , Vern Kennedy (P).
1937	Luke Sewell (C), Monty Stratton (P). Stratton was injured and unable to play.
1938	Mike Kreevich (OF) .
1939	Luke Appling (SS), Ted Lyons (P).
1940	Luke Appling (SS) .
1941	Luke Appling (SS), Thornton Lee (P), Edgar Smith (P).
1942	Edgar Smith (P).
1943	Luke Appling (SS).
1944	Thurman Tucker (OF) , Orval Grove (P).
1946	Luke Appling (SS).
1947	Luke Appling (SS), Rudy York (1B).
1948	Joe Haynes (P).
1949	Cass Michaels (2B) .
1950	Ray Scarborough (P).
1951	Chico Carrasquel (SS) , Nellie Fox (2B) , Jim Busby (OF), Randy Gumpert (P), Minnie Minoso (OF), Eddie Robinson (1B).
1952	Eddie Robinson (1B) , Nellie Fox (2B) , Minnie Minoso (OF).

(All-Stars continued)

1953	Chico Carrasquel (SS), Billy Pierce (P), Nellie Fox (2B), Ferris Fain (1B), Minnie Minoso (OF).
1954	Minnie Minoso (OF), Chico Carrasquel (SS), Nellie Fox (2B), Bob Keegan (P), Sherm Lollar (C), Virgil Trucks (P), George Kell (3B), Ferris Fain (1B). Kell and Fain were injured and could not play.
1955	Nellie Fox (2B), Billy Pierce (P), Chico Carrasquel (SS), Sherm Lollar (C), Dick Donovan (P).
1956	Nellie Fox (2B), Billy Pierce (P), Sherm Lollar (C), Jim Wilson (P).
1957	Nellie Fox (2B), Minnie Minoso (OF), Billy Pierce (P).
1958	Luis Aparicio (SS), Nellie Fox (2B), Sherm Lollar (C), Billy Pierce (P), Early Wynn (P).
1959	Luis Aparicio (SS), Nellie Fox (2B), Early Wynn (P), Sherm Lollar (C), Billy Pierce (P).
1960	Minnie Minoso (OF), Luis Aparicio (SS), Nellie Fox (2B), Sherm Lollar (C), Gerry Staley (P), Early Wynn (P), Al Smith (OF).
1961	Nellie Fox (2B), Billy Pierce (P), Luis Aparicio (SS), Ray Herbert (P), Roy Sievers (1B).
1962	Luis Aparicio (SS), Jim Landis (OF).
1963	Nellie Fox (2B), Juan Pizarro (P).
1964	Gary Peters (P), Juan Pizarro (P).
1965	Eddie Fisher (P), Bill Skowron (1B).
1966	Tommie Agee (OF).
1967	Tommie Agee (OF), Ken Berry (OF), Joel Horlen (P), Gary Peters (P).
1968	Tommy John (P), Duane Josephson (C).
1969	Carlos May (OF).
1970	Luis Aparicio (SS).
1971	Bill Melton (3B).
1972	Dick Allen (1B), Carlos May (OF), Wilbur Wood (P).
1973	Dick Allen (1B), Pat Kelly (OF). Kelly replaced Allen due to injury.
1974	Dick Allen (1B), Wilbur Wood (P), Ed Herrmann (C). Herrmann was replaced due to injury.
1975	Bucky Dent (SS), Rich Gossage (P), Jim Kaat (P), Jorge Orta (2B).
1976	Rich Gossage (P).
1977	Richie Zisk (OF).
1978	Chet Lemon (OF).
1979	Chet Lemon (OF).
1980	Ed Farmer (P).
1981	Carlton Fisk (C), Britt Burns (P).
1982	Carlton Fisk (C).
1983	Ron Kittle (OF).
1984	Richard Dotson (P).
1985	Carlton Fisk (C), Harold Baines (OF).
1986	Harold Baines (OF).
1987	Harold Baines (OF).

Bold indicates starters

MILESTONE VICTORIES

Victory	Date	Opponent	Score	Sox Winner	Loser
1	April 24, 1901	Cleveland	8-2	Roy Patterson	Bill Hoffer
100	May 30, 1902	At Washington	3-2	Jim Callahan	Casey Patten
500	April 28, 1907	At Detroit	3-1	Frank Owen	Ed Killian
1,000	June 22, 1913	St. Louis	2-0	Ed Walsh	Carl Weisman
2,000	April 28, 1926	At Detroit	9-5	Tommy Thomas	Clyde Barfoot
3,000	August 3, 1940	Washington	7-6	Jack Knott	Rene Monteagudo
4,000	May 15, 1954	Philadelphia	7-6	Virgil Trucks	Lee Wheat
5,000	June 11, 1965	Washington	5-2	Juan Pizarro	Phil Ortega
6,000	June 7, 1978	At Minnesota	8-3	Ken Kravec	Roger Erickson

AWARD WINNERS

Most Valuable Player

1959	Nellie Fox
1972	Dick Allen

Rookie-of-the-Year

1956	Luis Aparicio
1963	Gary Peters
1966	Tommie Agee
1983	Ron Kittle
1985	<i>Ozzie Guillen</i>

Cy Young

1959	Early Wynn
1983	LaMarr Hoyt

Gold Glove

1957	Sherm Lollar (C), Nellie Fox (2B), Minnie Minoso (OF).
1958	Sherm Lollar (C), Luis Aparicio (SS).
1959	Sherm Lollar (C), Nellie Fox (2B), Luis Aparicio (SS).
1960	Nellie Fox (2B), Luis Aparicio (SS), Minnie Minoso (OF), Jim Landis (OF).
1961	Luis Aparicio (SS), Jim Landis (OF).
1962	Luis Aparicio (SS), Jim Landis (OF).
1963	Jim Landis (OF).
1964	Jim Landis (OF).
1966	Tommie Agee (OF).
1968	Luis Aparicio (SS).
1970	Luis Aparicio (SS), Ken Berry (OF).
1974	Jim Kaat (P).
1975	Jim Kaat (P).
1977	Jim Spencer (1B).
1981	Mike Squires (1B).

EXPANSION DRAFT LOSSES

1961

Sox Player	Position	Choosing Club
Ted Kluszewski	Infielder	Los Angeles
Jim McAnany	Outfielder	Los Angeles
Ken McBride	Pitcher	Los Angeles
Earl Averill	Catcher	Los Angeles
Ed Hobaugh	Pitcher	Washington
Joe Hicks	Outfielder	Washington

1969

Sox Player	Position	Choosing Club
Al Fitzmorris	Pitcher	Kansas City
Hoyt Wilhelm	Pitcher	Kansas City
Scott Northey	Outfielder	Kansas City
Dan Haynes	Outfielder	Kansas City
Tommy Davis	Outfielder	Seattle
Jerry McNertney	Catcher	Seattle

1977

Sox Player	Position	Choosing Club
Pete Vuckovich	Pitcher	Toronto
Jesse Jefferson	Pitcher	Toronto
Sam Ewing	Infielder	Toronto
Bill Stein	Infielder	Toronto
Roy Thomas	Pitcher	Seattle

HALL OF FAMERS

Five Seasons Or More

Player	Year	Sox Years	Sox Avg. Or Rec./
	Elected		Career Avg. Or Rec.
Eddie Collins	1939	1915-26	.331/.333
Ed Walsh	1946	1904-16	195-125/195-126
Ted Lyons	1955	1923-42, '46	260-230/Same
Ray Schalk	1955	1912-28	.254/.253
Red Faber	1964	1914-33	254-212/Same
Luke Appling	1964	1930-50	.310/Same
Harry Hooper	1971	1921-25	.302/.281
Early Wynn	1972	1958-62	64-55/300-244
Luis Aparicio	1984	1956-62, '68-70	.269/.262
Hoyt Wilhelm	1985	1963-68	41-33/143-122

One Or More Games

Player	Year	Sox Years	Sox Avg. Or Rec./
	Elected		Career Avg. Or Rec.
Johnny Evers	1946	1922	.000/.270
Clark Griffith	1946	1901-02	39-16/240-140
Al Simmons	1953	1933-1935	.315/.334
Albert "Chief" Bender	1953	1925	0-0/210-128
Edd Roush	1962	1913	.100/.323
Charles "Red" Ruffing	1967	1947	3-5/273-225
John "Jocko" Conlan	1974	1934-35	.263/.263
George Kell	1983	1954-56	.303/.306

Non-Players

Manager	Year	Sox Years	Managing
	Elected		Record
Hugh Duffy	1945	1910-11	145-159
Frank Chance	1946	1924	0-0
Bob Lemon	1976	1977-78	124-112
Al Lopez	1977	1957-65, '68-69	852-672

Front Office	Year Elected	Affiliated Years
Charles Comiskey	1939	1900-31
Hank Greenberg	1956	1959-63

MOST RECENT SWEEPS

Four-Game Sweeps

Opponent	Dates	Site
Baltimore	June 18-21, 1956	Chicago
Boston	April 27-29, 1962	Chicago
California	September 22-25, 1983	California
Cleveland	July 5-8, 1984	Chicago
Detroit	May 29-31, 1964	Detroit
Milwaukee	August 3-6, 1984	Milwaukee
Kansas City	May 30-June 2, 1985	Chicago
Minnesota	July 1-3, 1977	Chicago
New York	August 17-20, 1964	Chicago
Oakland	Sept. 24-27, 1987	Oakland
Seattle	September 15-18, 1983	Chicago
Texas	September 5-8, 1985	Texas
Toronto	None	None

Three-Game Sweeps

Opponent	Dates	Site
Baltimore	May 1-3, 1987	Baltimore
Boston	May 22-24, 1987	Boston
California	Sept. 29-Oct. 1, 1987	Chicago
Cleveland	May 9-11, 1986	Cleveland
Detroit	July 2-4, 1984	Chicago
Milwaukee	May 3-5, 1974	Milwaukee
Kansas City	June 27-29, 1975	Chicago
Minnesota	September 14-16, 1987	Chicago
New York	April 26-28, 1985	Chicago
Oakland	June 29-July 1, 1987	Chicago
Seattle	Sept. 30-Oct. 1, 1986	Chicago
Texas	August 27-29, 1985	Chicago
Toronto	April 16-18, 1979	Toronto

Two-Game Sweeps

Opponent	Dates	Site
Baltimore	June 1-2, 1977	Chicago
Boston	April 12-13, 1977	Chicago
California	September 11-12, 1979	Chicago
Cleveland	May 13-14, 1985	Chicago
Detroit	July 7-8, 1982	Chicago
Milwaukee	April 22-23, 1986	Milwaukee
Kansas City	August 31-Sept. 1, 1983	Chicago
Minnesota	June 7-8, 1978	Minnesota
New York	May 14-15, 1986	New York
Oakland	April 7, 1971	Oakland
Seattle	August 8-9, 1977	Chicago
Texas	August 29-30, 1983	Chicago
Toronto	May 4-5, 1982	Chicago

INSIDE-THE-PARK HOMERS

(Since 1921)

Batter	Date	Opponent	Site
Ed Mulligan	June 3, 1921	Washington	Griffith Stadium
John Mostil	July 17, 1922	New York	Polo Grounds
Alex Metzler	August 3, 1927	Boston	Fenway Park
Cass Michaels	August 2, 1947	Washington	Griffith Stadium
Luke Appling	May 13, 1949	Cleveland	Comiskey Park
Jim Rivera	June 6, 1954	Washington	Griffith Stadium
Ferris Fain	June 16, 1954	Philadelphia	Comiskey Park
Luis Aparicio	July 30, 1958	Washington	Comiskey Park
Al Smith	July 26, 1959	Baltimore	Comiskey Park
Nellie Fox	September 6, 1961	Minnesota	Metropolitan Stadium
Jim Landis	April 21, 1963	Minnesota	Comiskey Park
Pete Ward	September 18, 1963	Minnesota	Comiskey Park
Ron Hansen	June 24, 1964	Boston	Comiskey Park
Don Buford	July 14, 1966	New York	Yankee Stadium
Tommie Agee	September 22, 1966	New York	Yankee Stadium
Carlos May	September 18, 1971	California	Comiskey Park
Luis Alvarado	August 16, 1972	Milwaukee	Comiskey Park
Dick Allen (2)	September 31, 1972	Minnesota	Metropolitan Stadium
Brian Downing	August 11, 1973	Detroit	Tiger Stadium
Pat Kelly	May 22, 1974	Texas	Comiskey Park
Ron Santo	June 9, 1974	Boston	Comiskey Park
Kevin Bell	June 22, 1976	Kansas City	Royals Stadium
Alan Bannister	July 23, 1977	Toronto	Exhibition Stadium
Wayne Nordhagen	June 9, 1981	Toronto	Comiskey Park
Rudy Law	August 17, 1983	New York	Yankee Stadium
Carlton Fisk	August 30, 1983	Texas	Comiskey Park
Rudy Law	September 21, 1985	Oakland	Comiskey Park

ATTENDANCE

Top 10 Comiskey Park Crowds

Attendance	Date	Opponent
55,555	May 20, 1973	Minnesota (DH)
54,215	July 19, 1953	New York (DH)
53,940	June 8, 1951	New York (DH)
53,325	May 15, 1949	Cleveland (DH)
53,067	July 27, 1954	New York
52,712	June 25, 1964	Cubs (Exh.)
52,593	July 12, 1951	Boston (DH)
52,494	June 18, 1933	New York (DH)
52,054	June 10, 1951	New York (DH)
52,000*	May 8, 1927	New York

*Estimated

Top Comiskey Park Crowds Vs. A.L.

Opponent	Attendance	Date
Minnesota	55,555	May 20, 1973
New York	54,215	July 19, 1953
Cleveland	53,325	May 15, 1949
Boston	52,593	July 12, 1951
Milwaukee	51,560	April 14, 1981
California	50,892	June 13, 1982
Kansas City	50,412	July 31, 1977
Baltimore	48,952	September 4, 1977
Detroit	47,795	July 12, 1979
Seattle	45,646	September 17, 1983
Oakland	43,014	September 5, 1983
Texas	42,231	July 3, 1978
Toronto	41,043	April 10, 1979

Defunct Clubs	Attendance	Date
St. Louis (1901-53)	42,040	April 27, 1952
Kansas City (1955-67)	41,661	April 19, 1960
Washington (1901-60)	40,000*	May 10, 1925
Philadelphia (1901-54)	39,544	May 4, 1947
Washington (1961-71)	29,584	June 25, 1961
Seattle (1969)	12,579	April 20, 1969

*Estimated.

Crowd sizes for games prior to 1941 generally are not available and when given usually are rounded to the nearest thousand.


Top 10 Road Crowds

Attendance	Date	Opponent/Site
78,382	August 20, 1948	Cleveland
70,972	July 29, 1951	New York
70,740	August 25, 1940	New York
70,619	August 11, 1951	Cleveland
66,586	August 30, 1959	Cleveland
65,880	June 7, 1970	New York
63,787	June 23, 1957	New York
62,582	June 11, 1967	New York
61,351	July 15, 1956	New York
60,441	June 19, 1951	New York

Home Season Attendance Bests

Attendance	Year
2,136,988	1984
2,132,821	1983
1,669,888	1985
1,657,135	1977
1,644,460	1960

MINOR LEAGUES



Speedy Kenny Williams was named the 1987 Chicago newcomer-of-the-year by the city's baseball writers following his promotion from "AAA" Hawaii last season.

MINOR LEAGUE ORGANIZATION

Administration

Director of Scouting and Player Development Al Goldis
Minor League Administrator Mitch Lukevics
Assistant Director of Scouting and Player Development Steve Noworyta

Affiliates

Vancouver Canadians

"AAA" Pacific Coast League
Manager: Terry Bevington
Pitching Coach: Eli Grba
Trainer: Greg Latta
General Manager: Stu Kehoe
Telephone: 604/872-5232



Barons

Birmingham Barons

"AA" Southern League
Manager: Rico Petrocelli
Pitching Coach: Moe Drabowsky
Coach: Sam Hairston
Trainer: Dave Wallwork
General Manager: Art Clarkson
Telephone: 205/988-3200

Tampa Tarpons

"A" Florida State League
Manager: Marv Foley
Pitching Coach: Dewey Robinson
Coach: Chet DiEmidio
Trainer: Dan Teahan
General Manager: Mike Moore
Telephone: 813/876-3943



White Sox

South Bend White Sox

"A" Midwest League
Manager: Steve Dillard
Pitching Coach: Don Cooper
Coach: Jim Reinebold
Trainer: Jeff Carr
General Manager: John Baxter
Telephone: 219/284-9988

Utica Blue Sox

"A" New York-Penn League
Manager: Rick Patterson
Pitching Coach: Bill Ballou
Coach: Preston Douglas
Trainer: Steve Jessup
Managing General Partner: Bob Fowler
General Manager: Joanne Gerace
Telephone: 315/738-0999

Blue Sox

White Sox

Sarasota White Sox

"Rookie" Gulf Coast League
Manager: Art Kusnyer
Pitching Coach: Jaime Garcia
Hitting Coach: Ernie Rosseau
Coach: Mike Harris
Telephone: 813/366-8451



Al Goldis



Bart Johnson



Larry Monroe

Instructors

Director of Instruction and Camp Coordinator
Organization Hitting, Outfield,
and Baserunning Instructor
Organization Pitching Instructor
Director of Conditioning

Doug Mansolino

Ken Berry

Sam Ellis

Vern Gambetta

Scouts

Major Leagues

Bart Johnson, American League

Larry Monroe, National League

East Coast/Latin America

Dan Monzon, supervisor

Mark Bernstein

Tom Calvano

Alex Cosmidis

Rod Fridley

Ed Ford

Preston Douglas

Juan Ramon Bernhardt,
Dominican Republic

Victor Puig,
Puerto Rico

Miguel Ibarra,
Panama

Carlos Loretto,
Venezuela

West Coast

Larry Maxie, supervisor

Gary Pellant

Ed Pebley

Ron Vaughn

Ted Wilborn

Part-Time

Earl Brown, Jr.

Mike Harris

Edward Ben Hays

Joe Ingalls

Reggie Lewis

Dario Lodigiani

Jose Ortega

Bob Sloan

Craig Wallenbrock

Len Zabroski

Midwest

Lou Snipp, supervisor

Larry Monroe

Mark Snipp

Mike Rizzo

Dan Monzon



Lou Snipp



Larry Maxie



FINAL 1987 STANDINGS

Pacific Coast League (AAA)

Overall

	W	L	Pct.	GB
Calgary (Mariners)	84	57	.596	—
Tacoma (Athletics)	78	65	.545	7
Albuquerque (Dodgers)	77	65	.542	7.5
Phoenix (Giants)	77	67	.535	8.5
Tucson (Astros)	75	67	.528	9.5
Vancouver (Pirates)	72	72	.500	13.5
Las Vegas (Padres)	69	73	.486	15.5
Edmonton (Angels)	69	74	.483	16
<i>Hawaii (White Sox)</i>	65	75	.464	18.5
Portland (Twins)	45	96	.319	39

First Half

North Division	W	L	Pct.	GB
Tacoma (A's)	39	32	.549	—
Calgary (Mariners)	38	32	.543	0.5
Vancouver (Pirates)	36	36	.500	3.5
Edmonton (Angels)	35	36	.493	4
Portland (Twins)	20	49	.290	18
South Division	W	L	Pct.	GB
Albuquerque (Dodgers)	43	27	.614	—
Phoenix (Giants)	39	33	.542	5
Tucson (Astros)	38	33	.535	5.5
<i>Hawaii (White Sox)</i>	34	36	.486	9
Las Vegas (Padres)	32	40	.444	12

Second Half

North Division	W	L	Pct.	GB
Calgary (Mariners)	46	25	.648	—
Tacoma (Athletics)	39	33	.542	7.5
Vancouver (Pirates)	36	36	.500	10.5
Edmonton (Angels)	34	38	.472	12.5
Portland (Twins)	25	47	.347	21.5
South Division	W	L	Pct.	GB
Las Vegas (Padres)	37	33	.529	—
Phoenix (Giants)	38	34	.528	—
Tucson (Astros)	37	34	.521	0.5
Albuquerque (Dodgers)	34	38	.472	4
<i>Hawaii (White Sox)</i>	31	39	.443	6

Southern League (AA)

Overall

	W	L	Pct.	GB
Jacksonville (Expos)	85	59	.590	—
Charlotte (Orioles)	85	60	.586	0.5
Huntsville (Athletics)	74	70	.514	11
Memphis (Royals)	72	71	.503	12.5
Greenville (Braves)	70	74	.486	15
Chattanooga (Mariners)	68	75	.476	16.5
<i>Birmingham (White Sox)*</i>	68	75	.476	16.5
Knoxville (Blue Jays)	68	76	.472	17
Columbus (Astros)	67	76	.469	17.5
Orlando (Twins)	61	82	.427	23.5

*Southern League playoff champion

First Half

East Division	W	L	Pct.	GB
Charlotte (Orioles)	43	29	.597	—
Jacksonville (Expos)	42	30	.583	1
Columbus (Astros)	40	32	.556	3
Greenville (Braves)	29	42	.408	13.5
Orlando (Twins)	27	45	.375	16
West Division	W	L	Pct.	GB
<i>Birmingham (White Sox)</i>	<i>41</i>	<i>31</i>	<i>.569</i>	—
Memphis (Braves)	38	33	.535	2.5
Huntsville (Athletics)	34	38	.472	7
Chattanooga (Mariners)	34	38	.472	7
Knoxville (Blue Jays)	31	41	.431	10

Second Half

East Division	W	L	Pct.	GB
Jacksonville (Expos)	39	27	.585	—
Greenville (Braves)	37	30	.552	2
Charlotte (Orioles)	37	30	.552	2
Orlando (Twins)	32	32	.500	5.5
Columbus (Astros)	26	37	.413	11
West Division	W	L	Pct.	GB
Huntsville (Athletics)	36	28	.563	—
Knoxville (Blue Jays)	33	31	.516	3
Memphis (Royals)	30	34	.469	6
Chattanooga (Mariners)	29	33	.468	6
<i>Birmingham (White Sox)</i>	<i>23</i>	<i>39</i>	<i>.371</i>	<i>12</i>

Carolina League

Overall

	W	L	Oct.	GB
Salem (Pirates)	80	59	.576	—
Kinston (Indians)	75	65	.536	5.5
Winston-Salem (Cubs)	72	68	.514	8.5
Hagerstown (Orioles)	72	68	.514	8.5
Prince William (Yankees)	66	74	.471	14.5
<i>Peninsula (White Sox)</i>	<i>66</i>	<i>74</i>	<i>.471</i>	<i>14.5</i>
Durham (Braves)	65	75	.464	15.5
Lynchburg (Mets)	63	76	.453	17

First Half

North Division	W	L	Pct.	GB
Hagerstown (Orioles)	40	30	.571	—
Salem (Pirates)	33	36	.478	6.5
Prince William (Yankees)	33	37	.471	7
Lynchburg (Mets)	32	37	.464	7.5
South Division	W	L	Pct.	GB
Winston-Salem (Cubs)	41	29	.586	—
<i>Peninsula (White Sox)</i>	<i>34</i>	<i>36</i>	<i>.486</i>	7
Kinston (Indians)	33	37	.471	8
Durham (Braves)	33	37	.471	8

Second Half

North Division	W	L	Pct.	GB
Salem (Pirates)	47	23	.671	—
Prince William (Yankees)	33	37	.471	14
Hagerstown (Orioles)	32	38	.457	15
Lynchburg (Mets)	31	39	.443	16

(Carolina League Standings continued)

South Division	W	L	Pct.	GB
Kinston (Indians)	42	28	.600	—
Durham (Braves)	32	38	.457	10
<i>Peninsula (White Sox)</i>	32	38	.457	10
Winston-Salem (Cubs)	31	39	.443	11

Florida State League (A)

West Division	W	L	Pct.	GB
St. Petersburg (Cardinals)	85	57	.599	—
Dunedin (Blue Jays)	76	64	.543	8
Clearwater (Phillies)	66	70	.485	16
Port Charlotte (Rangers)	69	74	.483	16.5
Tampa (Reds)	64	76	.457	20
Ft. Myers (Royals)	54	87	.383	30.5

Central Division	W	L	Pct.	GB
Osceola (Astros)	80	59	.576	—
Lakeland (Tigers)	74	61	.548	4
<i>Daytona Beach (White Sox)</i>	69	70	.496	11
Winter Haven (Red Sox)	67	71	.486	12.5

South Division	W	L	Pct.	GB
Ft. Lauderdale (Yankees)	85	53	.616	—
W. Palm Beach (Expos)	75	63	.543	10
Vero Beach (Dodgers)	62	76	.449	23
Miami (Ind.)	44	89	.331	38.5

Gulf Coast League (Rookie)

North Division	W	L	Pct.	GB
Dodgers	43	20	.683	—
Pirates	33	20	.524	10
Yankees	31	32	.492	12
Expos	21	42	.333	22
Braves	20	43	.317	23

South Division	W	L	Pct.	GB
Royals	40	23	.635	—
<i>White Sox</i>	39	24	.619	1
Reds	32	30	.516	7.5
Astros	32	30	.516	7.5
Rangers	22	39	.361	17

SOX SCRAPBOOK

Pat Seerey, a White Sox outfielder in 1948-49, became one of only 10 players in major league history to hit four home runs in one game, accomplishing the feat on July 18, 1948. Oddly, Seerey hit only eight more home runs—all in 1948—in an otherwise undistinguished major league career. His career home run total was 86. Seerey's big day was the opener of a doubleheader against the Philadelphia A's and his fourth round-tripper of the contest came in the 11th inning to propel the Sox to a 12-11 triumph. Seerey, obtained from Cleveland earlier in the 1948 season, saw his big league career end the next year with a four-game stint with the White Sox. He was only 26 years old when he left the major leagues.

SOX SCRAPBOOK

Tommy Agee remains the only White Sox player who is a member of baseball's exclusive "20/20" Club, that is, 20 home runs and 20 stolen bases in the same season. In his American League rookie-of-the-year 1966 season, the fleet-footed outfielder from Mobile, Alabama hit 22 homers and swiped 44 bases.

FINAL 1987 STATISTICS

"AAA" Hawaii Islanders (65-75)

Batter	Avg.	G	AB	R	H	2B	3B	HR	RBI-GW	SH	SF	BB-IB	SO	SB	E
Daryl Boston	.299	21	77	14	23	3	0	5	13-2	0	0	10-1	10	10	0
Mike Brown	.291	67	230	46	67	13	2	7	32-3	1	2	32-3	30	1	2
Dave Cochrane	.271	130	451	60	122	23	3	15	66-5	0	5	35-2	121	7	15
Graylyn Ingram	.000	5	2	0	0	0	0	0	0-0	0	0	0-0	0	0	0
Tom Forrester	.190	58	179	16	34	10	0	6	26-2	0	0	12-2	30	1	4
Brian Giles	.220	132	449	60	99	21	3	6	47-3	5	4	64-1	71	19	38
Randy Gomez	.245	56	163	24	40	6	0	3	13-3	1	1	23-0	20	2	8
Ron Hassey	.143	6	21	3	3	2	0	0	4-0	0	0	2-0	1	0	0
Donnie Hill	.391	7	23	10	9	2	0	2	6-0	0	0	2-0	1	2	0
Tim Hulett	.236	42	157	13	37	5	2	1	24-3	1	3	9-0	28	4	11
Ron Karkovice	.183	34	104	15	19	3	0	4	11-0	0	0	8-0	37	3	3
Pat Keedy	.281	95	302	56	85	13	3	17	55-5	3	1	56-2	70	17	9
Tim Krauss	.237	100	287	35	68	11	0	2	12-0	1	0	50-2	27	2	12
Johnnie LeMaster	.211	19	38	2	8	2	1	0	3-1	2	0	4-0	7	2	3
Bill Lindsey	.195	15	41	6	8	0	0	3	8-1	0	0	5-0	5	0	1
Steve Lyons	.287	47	167	26	48	11	0	2	16-5	1	1	22-1	27	7	3
Carlos Martinez	.247	83	304	32	75	15	1	3	36-1	1	3	14-1	50	3	18
Glen McElroy	.259	14	27	7	7	1	0	0	1-0	1	0	6-0	1	1	0
Russ Morman	.269	89	294	52	79	19	2	9	53-7	0	3	60-3	57	5	3
Manny Salinas	.247	49	174	18	43	2	1	0	16-1	3	0	11-1	6	1	2
Daryl Sconiers	.305	40	118	18	36	10	0	4	10-1	0	0	23-1	12	1	4
Mike Taylor	.223	98	242	36	54	14	3	2	21-1	4	1	29-1	45	13	1
Tommy Thompson	.218	58	165	8	36	3	1	0	21-3	7	2	11-0	10	1	2
Ken Williams	.269	35	134	19	36	4	4	3	14-2	1	2	9-1	27	5	2
Mike Yastrzemski	.292	115	414	57	121	18	6	6	52-7	0	2	53-6	54	8	6

Pitcher	W-L	ERA	G	GS	CG	SHO	SV	IP	H	R	ER	HR	BB-1	SO
John Boling	0-0	3.97	9	0	0	0	0	11.1	8	5	5	2	7-2	6
Ralph Citarella	3-8	5.18	29	8	0	0	8	64.1	63	40	37	6	27-0	47
Bryan Clark	4-10	3.53	19	18	3	1	0	122.1	113	58	48	7	56-3	64
Dave Cochrane	1-1	7.15	8	1	0	0	0	11.1	15	9	9	0	11-0	6
Virgil Conley	1-0	0.84	6	0	0	0	0	10.2	9	1	1	0	3-1	3
Joel Davis	6-7	3.71	17	16	4	1	0	111.2	90	54	46	8	45-0	52
Jack Hardy	3-5	3.40	22	0	0	0	3	39.2	35	16	15	3	18-4	31
Kevin Hickey	4-5	5.38	43	4	0	0	8	73.2	83	50	44	8	31-4	44
Ray Krawczyk	11-6	4.13	35	13	1	0	3	120.0	124	59	55	9	38-5	78
Bill Long	2-0	4.15	2	2	0	0	0	13.0	15	7	6	0	4-0	6
Joel McKeon	6-4	6.26	19	9	1	0	1	69.0	84	52	48	8	40-3	45
Joey McLaughlin	3-3	5.12	31	8	1	1	2	84.1	103	52	48	7	28-5	30
Scott Nielsen	3-4	3.97	10	10	3	0	0	68.0	74	36	30	5	30-4	21
Ken Patterson	0-0	0.00	3	0	0	0	2	3.1	1	0	0	0	3-0	5
Jim Rasmussen	6-5	5.84	28	12	1	0	2	94.0	105	63	61	9	59-1	59
Tim Scott	0-0	7.31	18	0	0	0	0	28.1	35	24	23	5	20-3	24
Ray Searage	0-1	3.68	3	1	0	0	1	7.1	6	5	3	1	3-0	5
Derek Tatsuno	1-3	6.60	22	3	0	0	1	43.2	49	35	32	5	25-1	35
Bobby Thigpen	2-3	6.15	9	9	2	1	0	52.2	72	38	36	5	14-1	17
David White	9-10	5.36	31	28	4	0	0	163.0	214	112	97	16	63-4	73

"AA" Birmingham Barons (68-75) Southern League Playoff Champion

Batter	Avg.	G	AB	R	H	2B	3B	HR	RBI-GW	SH	SF	BB-IB	SO	SB	E
Jorge Alcazar	.200	43	125	9	25	2	0	2	14-1	2	1	10-1	29	2	13
Jerry Bertolani	.298	24	94	13	28	3	3	0	6-1	0	1	7-0	15	6	7
Wilmer Caraballo	.265	52	166	24	44	12	0	4	35-4	0	4	7-0	28	0	4
Tom Forrester	.289	59	204	27	59	8	0	10	27-3	0	0	21-0	45	0	2
Bill Lindsey	.282	63	206	35	58	10	0	8	32-2	4	2	30-1	16	0	6
Carlos Martinez	.233	9	30	2	7	1	0	0	0-0	0	0	1-0	6	2	2
Marlin McPhail	.290	125	420	60	122	18	3	14	52-4	1	3	45-0	53	2	39
Matt Merullo	.269	48	171	13	46	7	0	2	17-2	0	0	6-0	20	1	8
Jim O'Dell	.254	131	449	67	114	20	0	19	78-6	0	5	53-9	56	2	14
Rolando Pino	.187	95	284	36	53	10	2	5	22-0	3	0	49-0	51	5	18
Darrell Pruitt	.260	138	542	88	141	25	5	8	55-5	9	3	45-0	85	26	11
Rondal Rollin	.244	140	513	90	125	28	0	39	106-10	1	6	65-6	218	4	6
Manny Salinas	.279	76	305	40	85	22	3	8	32-3	2	3	22-3	10	0	8
Troy Thomas	.282	128	460	69	132	24	1	6	58-9	1	5	69-5	78	21	5
Kent Torve	.304	17	46	5	14	6	0	0	7-2	0	0	6-0	8	0	0
Pete Venturini	.254	96	378	37	96	12	4	3	30-5	4	2	33-0	48	9	29
Jim Winters	.236	104	351	47	83	11	3	6	37-2	3	2	45-1	78	10	7

(Birmingham Barons statistics continued)

Pitcher	W-L	ERA	G	GS	CG	SHO	SV	IP	H	R	ER	HR	BB-1	SO
Larry Acker	3-5	5.42	12	12	1	0	0	78.0	93	57	47	10	29-1	38
Jeff Bettendorf	9-1	4.55	43	0	0	0	2	89.0	88	54	45	3	42-6	41
Tony Blasucci	1-0	2.70	12	0	0	0	0	13.1	7	4	4	1	7-0	16
John Boling	6-1	2.96	40	0	0	0	5	51.2	27	20	17	1	35-1	35
Virgil Conley	3-9	5.11	17	17	2	1	0	100.1	117	69	57	11	33-3	56
Tom Forrester	0-0	2.25	3	0	0	0	0	4.0	1	1	1	0	4-0	2
Richie Gaynor	5-7	3.40	51	7	0	0	5	98.0	89	46	37	7	61-3	71
Grady Hall	3-5	3.72	10	10	1	0	0	58.0	54	28	24	4	20-1	30
Jack Hardy	0-0	1.64	9	0	0	0	3	11.0	5	2	2	1	1-0	12
Jim Hickey	0-2	6.29	7	1	1	0	0	24.1	28	20	17	8	7-0	14
Jim Lindsey	0-0	18.00	1	0	0	0	0	1.0	4	2	2	0	0-0	0
Jack McDowell	1-2	7.84	4	4	1	1	0	20.2	19	20	18	5	8-0	17
George Mecero	0-3	7.18	9	6	0	0	0	31.1	39	29	25	7	23-1	19
Tony Mendendez	10-10	4.83	27	27	4	1	0	173.0	193	111	93	19	76-1	102
Jim O'Dell	0-1	17.61	6	0	0	0	0	7.2	10	15	15	2	12-0	4
Donn Pall	8-11	4.27	30	23	3	0	0	158.0	173	100	75	18	63-4	139
John Pawlowski	5-6	4.70	35	8	0	0	3	69.0	69	44	36	7	38-1	57
Adam Peterson	12-9	3.90	26	26	2	1	0	170.2	165	79	74	12	73-1	124
Jim Rasmussen	0-1	3.06	7	1	0	0	2	17.2	15	6	6	2	3-0	15
Kevin Renz	1-0	3.55	11	0	0	0	3	25.1	21	12	10	1	11-1	8
Manny Salinas	0-0	0.00	1	0	0	0	0	1.0	0	0	0	0	1-0	0
Tim Scott	1-2	4.79	11	1	0	0	0	20.2	20	15	11	2	14-1	20
Troy Thomas	0-0	3.60	3	0	0	0	0	5.0	3	2	2	0	1-0	2

("A") Peninsula White Sox (66-74)

Batter	Avg.	G	AB	R	H	2B	3B	HR	RBI-GW	SH	SF	BB-1B	SO	SB	E
Miguel Audain	.154	36	91	4	14	0	0	0	2-0	0	1	10-0	22	2	14
Glen Braxton	.172	35	87	4	15	5	1	0	6-1	1	1	12-0	33	3	2
Kurt Brown	.253	104	344	29	87	15	0	6	40-5	3	1	24-0	72	0	20
Tony Cento	.160	17	50	5	8	0	0	0	1-0	3	0	4-0	15	0	2
Mark Davis	.294	134	507	91	149	24	6	16	72-6	2	5	63-2	115	36	7
Cornelio Garcia	.284	77	271	41	77	17	7	6	47-9	2	2	34-2	63	12	3
Mike Gellinger	.270	73	233	26	63	10	1	2	19-1	6	1	23-1	25	10	12
Craig Grebeck	.280	104	378	63	106	21	3	15	67-5	2	4	37-0	62	3	16
Jeff Greene	.265	114	359	54	95	9	6	7	49-2	3	6	62-3	55	4	9
Kelsey Isa	.196	72	240	33	47	7	3	2	19-2	2	2	28-1	31	3	18
Norberto Martin	.259	41	162	21	42	6	1	1	18-2	0	4	18-0	19	11	15
Glenn McElroy	.250	37	100	12	25	1	1	0	10-0	1	1	13-0	13	0	3
Tom Reichel	.220	17	59	6	13	0	0	0	6-1	5	3	8-0	5	3	6
Dan Rohrmeier	.329	68	243	42	80	13	2	5	34-4	2	3	29-0	37	2	21
Ron Scruggs	.226	81	252	44	57	13	1	9	34-4	0	1	46-2	69	2	5
Joe Singley	.150	8	20	3	3	1	0	1	2-0	0	0	1-0	10	0	0
Tom Sutryk	.264	90	276	37	73	12	0	2	32-3	4	2	23-0	38	1	28
Aubrey Waggoner	.265	115	426	82	113	15	4	12	51-4	4	2	87-2	88	51	9
Dan Wagner	.293	138	518	84	152	21	4	12	93-10	1	12	44-0	83	15	8
Ed Walsh	.179	22	56	2	10	2	0	0	4-1	1	0	8-0	18	1	2

Pitcher	W-L	ERA	G	GS	CG	SHO	SV	IP	H	R	ER	HR	BB-1	SO
Jim Brennan	1-0	3.07	13	0	0	0	0	29.1	21	11	10	4	16-0	15
Bill Carey	0-2	6.75	10	0	0	0	1	16.0	23	12	12	2	12-0	6
Virgil Conley	2-2	0.96	9	0	0	0	1	18.2	15	3	2	0	2-0	13
Troy Girdner	0-1	2.57	5	0	0	0	2	7.0	4	2	2	0	4-0	4
Todd Hall	8-6	4.26	23	21	4	2	0	133.0	137	73	63	7	60-2	94
Bryce Hulstrom	9-2	2.88	34	2	0	0	2	68.2	64	33	22	1	32-2	71
Bo Kennedy	0-1	6.62	15	5	0	0	1	50.1	57	41	37	6	44-1	43
Jerry Kutzler	5-2	4.10	10	9	2	1	0	63.2	53	34	29	1	24-1	30
Tom Lahrman	5-10	3.74	36	17	2	0	3	158.2	169	75	66	13	42-1	64
Mike Ollom	10-13	4.82	26	26	3	0	0	166.1	188	117	89	20	61-0	75
Scott Radinsky	1-7	5.77	12	8	0	0	0	39.0	43	30	25	2	32-0	37
Kevin Renz	6-3	3.69	47	0	0	0	20	70.2	76	34	29	5	24-4	52
Dave Reynolds	10-7	3.98	27	25	4	1	1	163.0	151	81	72	13	71-1	66
Ron Scheer	6-13	5.55	31	23	2	0	0	136.1	130	108	84	7	118-2	69
Dan Tauken	2-4	5.04	32	3	0	0	2	75.0	76	57	42	9	43-2	46
Gil Villanueva	1-1	6.66	11	1	0	0	0	24.1	27	116	21	18	22-2	25

SOX SCRAPBOOK

There have been at least 11 books written about the White Sox, including team histories, biographies, memoirs, and one novel. The most noteworthy of the genre include Gus Axelson's "Comny" in 1919, Warren Brown's "Go-Go White Sox" in 1952, Eliot Asinof's "Eight Men Out" in 1963, Rich Lindberg's "Who's On Third?" in 1983 and the "White Sox Encyclopedia" in 1984, and Bob Vanderberg's "From Lane & Fain to Zisk and Fisk" in 1982. A feature film "Eight Men Out" based on Asinof's work will be released in 1988.

SOX SCRAPBOOK

Willie Kamm was arguably the best third baseman in White Sox history. He certainly was worth the \$100,000 pre-inflation dollars that owner Charles Comiskey spent to obtain the young prospect in 1922. In 1928, Kamm played 75 consecutive games without committing an error.

"A" Daytona Beach Admirals (69-70)

Batter	Avg.	G	AB	R	H	2B	3B	HR	RBI-GW	SH	SF	BB-IB	SO	SB	E
Jerry Bertolani	.304	114	408	87	124	28	6	4	59-6	2	6	61-1	60	23	38
Tony Cento	.400	9	15	0	6	1	0	0	1-0	0	0	0-0	2	0	1
Chris Cota	.210	108	314	32	66	7	3	0	20-2	2	0	30-2	48	7	8
Pat Coveney	.159	29	82	10	13	2	0	2	7-0	0	0	4-0	16	2	3
Dan Cronkright	.244	122	409	55	100	17	4	13	69-3	2	8	68-6	80	6	27
Graylyn Engram	.289	72	249	38	72	11	4	2	26-4	0	0	27-0	31	15	5
Billy Eveline	.316	119	411	69	130	29	8	3	63-10	1	5	35-2	29	14	9
Cornelio Garcia	.231	15	39	0	9	1	1	0	3-1	0	0	7-0	7	1	2
Mike Gellinger	.375	12	32	5	12	0	0	0	3-0	1	1	3-0	1	0	2
Vince Harris	.200	26	55	21	11	2	0	0	3-0	1	0	12-0	18	9	1
Willie Magallanes	.267	69	221	30	59	4	4	11	44-3	1	5	24-0	64	5	2
Glen McElroy	.000	6	5	0	0	0	0	0	0-0	0	0	0-0	0	0	0
Matt Merullo	.260	70	250	26	65	11	6	4	47-6	0	6	20-1	18	1	6
Eric Milholland	.241	104	320	44	77	8	1	1	25-3	4	2	36-1	41	5	7
Kevin Murdock	.268	20	41	4	11	2	0	0	9-1	1	0	11-0	11	2	1
Andy Nieto	.277	76	188	27	52	2	1	0	13-0	4	1	10-0	13	3	21
Jack Peel	.303	38	142	27	43	16	0	5	33-5	3	3	14-0	21	4	0
Tom Reichel	.284	79	225	42	64	10	0	1	15-3	1	3	31-1	30	9	12
Ed Sedar	.264	55	174	23	46	8	2	1	31-0	0	2	19-1	36	6	2
Joe Singley	.111	9	18	1	2	0	0	0	0-0	0	1	1-0	6	0	1
Carl Sullivan	.228	108	337	41	77	18	4	2	28-2	2	3	18-0	70	21	6
Kent Torve	.247	52	150	13	37	7	1	2	16-1	1	3	18-2	34	1	6
Todd Trafton	.263	127	449	64	118	23	2	15	61-5	2	8	54-1	44	7	12

Pitcher	W-L	ERA	G	GS	CG	SHO	SV	IP	H	R	ER	HR	BB-1	SO
Francisco Abreu	0-1	13.50	6	0	0	0	0	4.2	4	7	7	0	11-0	4
Neil Allen	0-1	2.00	4	4	0	0	0	18.0	17	6	4	1	7-0	17
Tony Blasucci	+2	2.31	33	2	0	0	9	58.1	38	20	15	3	27-3	64
James Brennen	1-1	4.76	14	6	1	1	0	51.0	63	30	27	2	30-1	16
Chris Cauley	0-0	0.00	10	0	0	0	0	15.1	15	3	0	0	5-2	6
Conde Cortes	1-3	5.97	32	8	1	1	2	72.1	89	60	48	1	44-0	42
Carlos Delacruz	0-0	8.22	7	0	0	0	0	7.2	11	7	7	1	8-0	7
Tom Drees	10-14	3.74	27	26	8	3	0	168.2	195	87	70	1	58-4	76
Wayne Edwards	16-8	3.61	29	28	15	2	0	199.2	211	91	80	3	68-3	121
Troy Girdner	1-0	3.52	20	0	0	0	0	38.1	34	15	15	1	9-0	28
Julian Gonzalez	3-1	3.81	26	0	0	0	4	26.0	14	13	11	1	19-1	20
Wesdel Groom	7-2	3.59	11	10	2	0	0	67.2	60	30	27	4	33-1	29
Mark Henry	1-3	4.28	30	1	0	0	1	40.0	36	21	19	2	26-0	24
Doug Little	8-10	2.64	28	21	8	1	1	163.1	151	61	48	6	46-2	108
Frank Potestio	11-13	4.11	29	26	5	1	0	170.2	189	104	78	6	70-6	80
Ken Reed	3-8	6.36	24	5	0	0	2	52.1	71	43	37	1	19-5	25
Rex Roth	0-0	13.50	7	0	0	0	0	4.0	7	8	6	0	11-0	0

"Rookie" Sarasota White Sox (39-24)

Batter	Avg.	G	AB	R	H	2B	3B	HR	RBI-GW	SH	SF	BB-IB	SO	SB	E
Hernan Adames	.248	35	105	13	26	2	0	0	5-0	1	1	11-1	12	6	9
Clemente Alvarez	.182	25	55	8	10	1	0	1	4-0	0	0	7-0	8	1	2
Paul Colontino	.179	16	28	8	5	2	0	0	1-0	1	1	4-0	10	0	3
Bernardo Cruz	.289	26	83	6	24	2	1	0	8-2	1	0	0-0	15	4	11
Brian Davis	.219	42	128	14	28	4	2	1	7-0	36	10	16-1	1	2	4
Jose Diaz	.087	14	23	1	2	0	0	0	0-0	0	0	2-0	11	2	0
Shaun Doyle	.272	31	103	17	28	6	1	0	15-3	0	2	12-2	7	2	4
Paul Fuller	.146	31	96	6	14	3	2	0	7-0	0	0	6-0	15	1	1
Frank Harris	.252	35	115	15	29	4	3	3	22-0	0	1	6-2	18	0	5
Keith Harris	.093	16	43	6	4	0	0	0	2-0	0	1	6-0	16	3	0
Vince Harris	.319	18	47	18	15	1	0	0	9-0	0	1	10-0	7	15	2
Dwayne Hosey	.279	41	129	26	36	2	1	1	10-2	0	2	18-1	22	19	0
Rob Lukachyk	.222	17	54	6	12	1	1	0	7-0	0	0	9-2	13	5	0
Mike Maksudian	.349	34	109	23	38	11	3	1	28-6	0	2	19-4	13	7	3
Jesus Merejo	.186	20	59	8	11	0	0	0	5-2	1	0	6-0	8	4	5
John Morabito	.282	14	39	6	11	1	0	0	3-0	0	0	6-0	3	1	0
Kevin Murdock	.111	8	18	2	2	1	0	0	0-0	0	0	2-0	3	0	4
Javier Ocasio	.343	29	105	24	36	5	1	0	18-2	0	0	13-0	11	7	8
Ray Payton	.182	13	33	4	6	1	0	1	5-1	0	0	3-0	7	1	0
Kinnis Pledger	.252	37	127	18	32	6	3	1	13-1	0	1	13-3	46	19	1
Joe Singley	.219	28	96	10	21	4	0	2	11-5	0	0	10-2	32	2	2
Ed Smith	.237	32	114	10	27	3	0	2	18-1	0	0	6-0	28	3	12
Eugenio Tejada	.152	11	33	4	5	1	0	0	3-1	0	2	0-0	7	0	2
Dwight Thomas	.191	24	68	10	13	4	0	1	10-0	0	1	8-0	31	1	3
Marcus Trammel	.233	37	103	23	24	2	1	0	11-0	0	1	16-3	8	17	6
Ed Walsh	.397	18	58	4	23	3	0	0	14-3	0	2	5-1	10	0	1
Randy Warren	.274	38	95	22	26	6	1	1	13-1	3	3	27-1	10	10	4

(Sarasota White Sox statistics continued)


Pitcher	W-L	ERA	G	GS	CG	SHO	SV	IP	H	R	ER	HR	BB-1	SO
Francisco Abreu	1-0	5.06	6	0	0	0	0	10.2	11	6	6	0	8-0	6
Ken Burroughs	1-0	4.00	7	0	0	0	0	9.0	4	9	4	0	15-0	11
Bill Carey	3-0	1.61	9	1	0	0	0	22.1	16	5	4	0	7-0	26
Chris Cauley	1-1	1.83	10	0	0	0	5	19.2	16	5	4	0	6-0	19
Carlos Delacruz	5-3	1.73	10	9	1	0	0	62.1	45	19	12	1	27-1	42
Rich DeVincenzo	1-0	1.80	5	1	0	0	1	10.1	6	2	2	0	2-0	11
Brad Fella	0-1	0.00	3	0	0	0	0	3.0	3	4	0	0	3-0	4
Ramon Garcia	1-0	1.50	6	0	0	0	0	12.0	8	3	2	0	5-0	8
Wedsel Groom	1-0	0.75	4	1	0	0	1	12.0	12	1	1	0	2-0	8
Grady Hall	1-1	4.09	3	1	0	0	1	11.0	12	7	5	0	2-0	11
Curt Hasler	4-3	2.55	12	10	1	0	0	60.0	66	29	17	1	6-0	40
Bo Kennedy	4-2	2.72	9	8	0	0	0	53.0	44	23	16	1	19-0	50
Brent Knackert	6-2	2.85	12	11	1	1	0	72.2	55	28	23	2	16-0	60
Jerry Kutzler	1-1	4.95	4	3	0	0	0	20.0	14	13	11	1	7-0	16
Gabriel Martinez	1-0	3.46	9	0	0	0	0	13.0	18	11	5	0	9-0	12
Jack McDowell	0-1	2.57	2	1	0	0	0	7.0	4	3	2	0	1-0	12
Paul Parks	0-0	0.00	1	0	0	0	0	1.0	0	1	0	0	1-0	1
Jose Pena	2-1	2.21	11	0	0	0	3	20.1	17	8	5	0	7-0	22
Scott Radinsky	3-3	2.31	11	10	0	0	0	58.1	43	23	15	1	39-1	40
John Sabatino	2-3	4.36	16	1	0	0	4	33.0	33	20	16	1	12-0	23
Jesus Sandoval	0-0	6.00	5	0	0	0	1	9.0	12	6	6	0	6-0	4
Steve Schrenk	1-2	0.95	8	6	1	1	0	28.1	23	10	3	0	12-0	19

"A" Charleston Wheelers (68-71)*

Batter	Avg.	G	AB	R	H	2B	3B	HR	RBI-GW	SH	SF	BB-1B	SO	SB	E
Larry Allen	.269	106	338	35	91	19	0	3	35-2	0	1	46-2	45	21	11
Antonio Audain	.129	14	31	1	4	2	0	0	0-0	1	0	3-0	3	2	6
Cesar Bernhardt	.252	122	444	55	112	28	5	5	53-7	0	2	25-1	60	15	21
Glen Braxton	.191	26	68	6	13	4	1	0	9-1	0	1	10-0	23	3	1
Norberto Martin	.312	68	250	44	78	14	1	5	34-7	4	3	17-1	40	14	24
Steve Mehl	.168	130	357	45	60	9	1	2	19-4	5	1	38-1	77	32	11
Jack Peel	.288	67	208	31	60	12	2	3	33-6	3	3	32-0	27	8	7
Pitcher	W-L	ERA	G	GS	CG	SHO	SV	IP	H	R	ER	HR	BB-1	SO	
Francisco Abreu	0-0	4.76	7	0	0	0	0	11.1	16	7	6	0	9-0	6	
Randy Robinson	4-7	3.06	36	7	3	1	5	79.1	74	39	27	4	14-0	54	
Jesus Sandoval	0-0	1.93	4	0	0	0	1	4.2	4	1	1	0	2-0	2	
Gil Villandueva	3-5	3.35	16	6	0	0	1	43.0	33	21	16	0	39-0	56	

*Charleston was not a White Sox affiliate. Listed players were on loan to the Wheelers.

MEDIA



Automation has arrived in major league press boxes.

GUIDELINES

Credentials

Application for credentials to White Sox baseball at Comiskey Park should be made in writing on appropriate letterhead. Address requests to Paul Jensen, Assistant Vice President-Public Relations, Chicago White Sox, 324 W. 35th Street, Chicago, IL 60616. Requests for season credentials should be received by March 21, 1988. Single-game or single-series requests should be received at least one week prior to the desired game(s). Season credentials will be mailed; single-game or single-series passes will be left at the press "will call" gate (9). Single-game or single-series credentials must be displayed at all times.

Media Will Call

Press "will call" at Comiskey Park is located at Gate 9 on the third base (Shields Avenue) or west side of the park. The gate opens beginning one and one-half hours prior to the game's starting time. Media needing earlier access to Comiskey Park should make special arrangements through the White Sox public relations office.

Parking

Press parking is limited. The White Sox public relations office will make every effort to accommodate media members. Most of the parking available to the press is located on 34th Street immediately north of the left field wall.

Clubhouses

The White Sox occupy the third base clubhouse; visiting teams man the first base clubhouse. The White Sox clubhouse is open to the media until approximately 30 minutes prior to the start of each game and again about 10 minutes following the game's conclusion. The White Sox clubhouse is closed to the media between games of doubleheaders unless special exceptions are made by the manager. The visiting clubhouse is subject to the rules of the respective club.

Access Limits

The White Sox training room, weight room, and players' lounge inside the White Sox clubhouse are off limits to the media *at all times*.

Dugouts

The dugouts are off limits during games to everyone except uniformed personnel and certain White Sox officials in accordance with American League rules.

Field

Credentials must be marked for field access. Credentials do not necessarily entitle holders access to the field. Media members with field privileges are free to circulate during batting practice through the conclusion of infield drills. Following both teams' infield drills, the field must be cleared of all non-uniformed personnel. Except in unusual cases, the field also is off limits following the conclusion of games.

Photo Locations

Field level and upper deck photo locations are available. The field level positions are located in dugouts on each baseline just beyond the players' dugouts. Since space is limited, most field photo positions are assigned for the season. Special arrangements for use of the field level positions must be made through the White Sox public relations office. Several photo baskets hang from the facade of the upper deck at varying intervals around the infield. There are no photo positions in the outfield or on Comiskey Park's roof.

Game Notes

Game notes and statistics are provided by both teams prior to each game in bins affixed to the front of row three in the main working room of the press box.

Post-Game Notes

Notes, clubhouse quotes, and statistics are provided to the press in written form as soon as possible following the game.

Press Box

Located on level five, most seats are assigned on a season bases. Access is limited strictly to working members of the media. Non-working members of the press should contact the public relations office prior to the game for accommodation in the stands. In addition to media servies, a light meal service, snacks, and beverages are available. No guests will be tolerated.

Bards Room

Press credentials afford media members admittance to the Comiskey Park Bards Room (level four) for a pre-game meal. The Bards Room, which serves press meals in its north dining room beginning two hours prior to the game, also opens for soft drinks for approximately one and one-half hours following the game. Space in the press dining room is limited so media members are asked to eat and relinquish their seats for others. A one dollar gratuity for the servers is traditional and appreciated.

Broadcast Booths

Comiskey Park broadcast booths are pre-assigned. There are only five. Broadcast booth needs should be directed to LauraJane Hyde, manager of broadcast operations. Spanish-language station WTAQ, La Grange, broadcasts all White Sox home games, further limiting booth availability for non-broadcast needs.

Interviews

Uniformed personnel normally are available to the media on the field during batting practice and in the clubhouse during times when the clubhouse is open to the press. Media members needing to reach members of the White Sox organization at other times should contact the club's public relations office.

WHITE SOX RADIO BROADCAST HISTORY

<i>Years</i>	<i>Affiliates</i>	<i>Announcers</i>
1924-26	WMAQ	Hal Totten
1927-28	WGN	Quin Ryan
1929	WGN	Q. Ryan-Frank Dahm
1930	WGN	Q. Ryan-John Thompson
1931-39	WGN*	Bob Elson
1940-42	WGN*	B. Elson-Jack Brickhouse
1943	WGN*	J. Brickhouse
1944	WIND	B. Elson
1945	WJJD	B. Elson-J. Brickhouse
1946-51	WJJD	B. Elson
1952-56	WCFL	B. Elson
1957-60	WCFL	B. Elson-Dan Wells
1961	WCFL	B. Elson-Ralph Kiner
1962-65	WCFL	B. Elson-Milo Hamilton
1966	WCFL	B. Elson-Bob Finnegan
1967-70	WMAQ	B. Elson-Red Rush
1971-72	WTAQ/WEAW	Harry Caray-Ralph Faucher
1973	WMAQ	H. Caray-Gene Osborn
1974-75	WMAQ	H. Caray-Bill Mercer
1976	WMAQ	H. Caray-Lorn Brown
1977	WMAQ	H. Caray-Jimmy Piersall- L. Brown, Mary Shane
1978-79	WMAQ	H. Caray, J. Piersall, L. Brown
1980	WBBM	H. Caray-J. Piersall- J. McConnell
1981	WBBM	H. Caray-J. McConnell
1982	WMAQ	J. McConnell-Early Wynn
1983	WMAQ	J. McConnell-E. Wynn- L. Brown
1984	WMAQ	J. McConnell-L. Brown
1985-87	WMAQ	L. Brown-Del Crandall

*From 1934-43, a number of other Chicago radio stations--WBBM, WMAQ, WCFL, and WJJD--aired White Sox games by sharing the WGN feed.

BROADCASTING

Broadcasts

Television is a combination of free (WFLD-TV) and cable (SportsVision). The White Sox plan to offer approximately 67 regular-season and three spring training contests on WFLD-TV in 1988 with 78 regular and two spring tilts on SportsVision. WMAQ (670 AM) Radio, Chicago's 50,000-watt, clear-channel affiliate once again serves as the Sox flagship station, carrying all 162 regular-season games and 15 spring training contests. WTAQ (1300 AM) Radio, La Grange, Ill., offers Spanish-language descriptions of all 81 home games and 19 road contests.

John Rooney

New White Sox television play-by-play broadcaster joins former Sox star Tom Paciorek in the club's TV booth television and radio play-by-play voice for the 1987 World Series champion Minnesota Twins familiar voice from various national assignments with CBS Radio the past four years began baseball broadcasting career at the "AAA" level, spending the 1981-82 seasons with the Oklahoma City 89ers and the 1983-84 campaigns with the Jim Fregosi-managed Louisville Cardinals sandwiched two stints (1980, '84-85) as a sports reporter for KMOX Radio, St. Louis around his baseball baptism CBS Radio beckoned Rooney to New York in 1985 where he replaced Win Elliott as host of "Sports Central USA," played host to "NFL Tonight," described games at four NCAA Basketball Tournaments, including the "Final Four," and the past two Cotton Bowls in addition to serving as a play-by-play voice for the network's revived "baseball game-of-the-week" series Rooney will continue his association with CBS Radio during his tenure with the White Sox began his broadcast career in the high school ranks in Missouri, Kansas, and Oklahoma, winning the Kansas sportscaster-of-the-year award in 1977 native of Richmond, Mo. Rooney, wife Terri, and their two daughters reside in west suburban Naperville, Ill.



Tom Paciorek

Teams with John Rooney as the new White Sox television broadcast tandem relative newcomer to broadcasting dabbled in the field in 1984 with the White Sox and last season with the Texas Rangers while idled on the disabled list conducted interviews at last summer's Texas Old-Timers Game at Arlington Stadium has worked for Cable News Network as an off-season sports announcer and covered the 1986 World Series for CNN completed 15-plus-year playing career in 1987 as a Ranger injuries limited him to 27 games spent three and one-half seasons (1982-85) with the White Sox led the '83 A.L. West Division champion ChiSox in hitting (.307) and slugging percentage (.490) registered the game-winning RBI in Chicago's only 1983 ALCS victory, a 2-1 triumph at Baltimore in game one batted .288 in a White Sox uniform in 376 games, including 24 home runs and 156 runs batted in hit over .300 in two of his three full campaigns with the White Sox acquired by the White Sox from Seattle on December 11, 1981 in a trade that sent catcher Jim Essian, shortstop Todd Cruz, and outfielder Rod Allen to the M'straded by Sox to New York Mets on July 16, 1985 for infielder Dave Cochrane lengthy playing career included 1392 major league games for six clubs—Dodgers, Braves, Mariners, White Sox, Mets, and Rangers lifetime batting average of .282 with 1162 hits, 86 home runs, and 503 runs batted in appeared in two league championship series (1974 as a Dodger, 1983 with the White Sox), one World Series (Dodgers in '74), and one All-Star Game (1981 as a Mariner)



named minor league player-of-the-year by *The Sporting News* in 1972 two-time baseball all-America choice and two-time honorable mention all-America defensive back in football at the University of Houston played baseball at Houston with singer Larry Gatlin of The Gatlin Brothers graduated from Houston in 1970 with a bachelor's degree in education ninth-round draft choice of the N.F.L.'s Miami Dolphins in 1968 one of four brothers to play professional baseball, including Jim, currently an outfielder with Milwaukee native of Hamtramck, Mich. where he was a member of the 1961 Pony League World Series championship team as a youngster Paciorek, wife Christine, and their five children reside in Stone Mountain, Ga.

Lorn Brown

Radio voice of the White Sox for the sixth consecutive season in his second stint with the club described ChiSox baseball to his native Chicago from 1976-79 and rejoined the Pale Hose for the 1983 season in between his Chicago tenures, Brown broadcast Milwaukee Brewers and New York Mets baseball Brown also has remained active in other broadcasting endeavors, particularly college basketball worked Missouri Valley Conference basketball and the Michigan Network during the 1987-88 season Brown was the play-by-play voice of Big Ten Conference television basketball for the 1986-87 and '84-85 seasons while squeezing Bradley radio broadcasts into his schedule in 1983-84, Brown described DePaul basketball on radio in Chicago began his career in downstate Illinois with several radio and television stations broke into baseball with the Iowa (Des Moines) Oaks, a former "AAA" affiliate of the White Sox moved to the major leagues with the St. Louis Cardinals in 1974 spent five winters as the television voice of the N.B.A. Chicago Bulls credits also include Notre Dame, Drake, and Illinois high school basketball married the former Elizabeth Burke, ex-director of scoreboard operations for the White Sox, following the 1984 season the couple resides in west suburban Oak Brook, Ill.



Del Crandall

The former major league player and manager returns for his fourth season in the White Sox radio booth managed the Milwaukee Brewers from May 30, 1972-September 27, 1975 also managed the Seattle Mariners from June 25, 1983-August 31, 1984 prepared for major league managerial stints with minor league managerial positions at "AAA" Albuquerque (Los Angeles Dodgers) in 1969-70 and "AAA" Evansville (Detroit Tigers) in 1971 major league coach with the California Angels in 1977 Crandall's 1982 Albuquerque Dukes, who finished 94-38, were hailed in some quarters as the best team in minor league history led the Dukes to five division titles, three consecutive playoff crowns (1980-82), and one co-championship (1978) regarded as one of baseball's best defensive catchers during his 16-year playing career spent first 13 seasons with the Boston and Milwaukee Braves also played for San Francisco, Pittsburgh, and Cleveland briefly at the end of his career during his days as a Brave, Milwaukee won two National League pennants (1957-58) and one World Series (1957) four-time winner of the National League Gold Glove Award among catchers (1958-60, '62) five-time National League all-star (1955, '58-60, '62) tied the major league record by leading National League catchers in assists six times (1953-54, '57-60) hit a composite .254 with 179 home runs and 657 RBI resides in Fullerton, Calif. with wife Fran and their six children.



Frank Diaz

Third-year producer and play-by-play announcer for Spanish-language broadcasts of all White Sox games on WTAQ (1300 AM) Radio, La Grange, Ill. the station also is known as Radio Fiesta coordinates the 1988 package that includes all home games again and the addition of 19 road games, making it the most ambitious schedule ever attempted by a Chicago-area Spanish-language station instrumental in expanding WTAQ's coverage from 33 home and road games in 1986 to all home games last year also serves WTAQ as assistant news director and sports director and plays host to the stations's "Sports Update" show every weekday afternoon at 4:30 p.m. broke into baseball as substitute color commentator for Chicago Cubs Spanish-language broadcasts on WOJO-FM, Evanston during the 1984 season Diaz' 1986 White Sox package made WTAQ the only Spanish-language station in the American League to broadcast any road games a Chicago native, Diaz was raised in Puerto Rico 1983 graduate of Chicago's Columbia College, he also attended Marquette University former reporter for *Chicago Ilustrado*, a weekly Spanish-language tabloid circulated on Chicago's north side also served a college internship for the *Chicago Sun-Times'* Spanish-language supplement *Vecinos* in 1981 began career with WOJO-FM as a general reporter in 1983 single resides in Chicago volunteers free time to the Northern Illinois Affiliate of the American Diabetes Association as its public relations chairman.



Jose Manuel Flores

Enters his third full season of White Sox baseball on WTAQ former baseball play-by-play broadcaster for the Dorados de Chihuahua of the Mexican Summer League on XEBU-AM in his native Chihuahua, Mexico White Sox exposure led to producer role for Chicago Sting MISL soccer broadcasts in 1987 recruited by WTAQ as an on-air personality, a position he still holds also spent time as a disc jockey for KZIP Radio, Amarillo, Tex and for other stations in Mexico broadcast Mexican National Soccer Team exhibition games against West Germany, El Salvador, and local Mexican all-star squads in 1983 played soccer collegiately at Chihuahua Tech, his alma mater holds a bachelor's degree in marketing has been a professional radio announcer since the age of 13 single resides in Cicero, Ill.



WHITE SOX TV BROADCAST HISTORY

Years	Affiliates	Announcers
1948-54	WGN/9	Jack Brickhouse-Harry Creighton
1955	WGN/9	J. Brickhouse-H. Creighton-Vince Lloyd
1956-64	WGN/9	J. Brickhouse-V. Lloyd
1965-67	WGN/9	J. Brickhouse-Lloyd Pettit
1968	WFLD/32	Jack Drees-Dave Martin
1969	WFLD/32	J. Drees-Mel Parnell
1970	WFLD/32	J. Drees-Billy Pierce
1971-72	WFLD/32	J. Drees-Bud Kelly
1973-74	WSNS/44	H. Caray-Bob Waller
1975	WSNS/44	H. Caray-J.C. Martin
1976	WSNS/44	H. Caray-Lorn Brown
1977	WSNS/44	H. Caray-L. Brown-J. Piersall, Mary Shane
1978-79	WSNS/44	H. Caray-L. Brown - J. Piersall
1980	WSNS/44	H. Caray-J. Piersall
1981	WGN/9	H. Caray-J. Piersall - Lou Brock
1982	WFLD/32 & SportsVision	Don Drysdale-Ken Harrelson
1983	WFLD/32 & SportsVision	D. Drysdale-Ken Harrelson - Early Wynn-L. Brown
1984-85	WFLD/32 & SpottsVision	D. Drysdale-K. Harrelson
1986-87	WFLD/32 & SportsVision	D. Drysdale-Frank Messer

MEDIA DIRECTORY

Newspapers

- Chicago Sun-Times, 401 N. Wabash, Chicago, IL 60611, 312/321-2663.**
Joe Goddard (B), Dave van Dyck (B), Ray Sons (C), Terry Boers (C),
Joel Bierig, Dan Pompei, Toni Gimetti, Herb Gould, Don Snyder
(SE), Ken Paxson (ASE), Jeff Rude (ASE).
- Chicago Tribune, 435 N. Michigan, Chicago, IL 60611, 312/222-3478.**
Ed Sherman (B), Jerome Holtzman (Baseball C), Al Solomon (Cubs
B), Fred Mitchell (Cubs B), Bob Verdi (C), Bernie Lincicome (C),
Linda Kay (C), Mike Conklin (C), Skip Myslenski (R-TV), Mike
Kiley, Bob Logan, Bob Markus, Phil Hersh, Gene Quinn (SE), Gary
Dryska (ASE).
- Daily Herald, 217 W. Campbell, Arlington Hts., IL 60006, 312/870-3624.**
Mark Ruda (B), Jeff Nordlund (Cubs B), Mike Imrem (C), Jim
O'Donnell (R-TV), Don Friske, Bob Frisk (SE).
- Southtown Economist, 5959 S. Harlem, Chicago, IL 60638, 312/586-8800.**
Paul Ladewski (B), John Hector (SE), Bill Gleason (C).
- Chicago Defender, 2400 S. Michigan, Chicago, IL 60616, 312/225-2400.**
Deborah Wilson (SE).
- Rockford Register-Star, 99 E. State, Rockford, IL 61104, 815/987-1380.**
Carrie Muskat (B), Dave Shultz (SE).
- Gary Post-Tribune, 1065 Broadway, Gary, IN 46402, 219/881-3136.**
John Mutka (SE), Pat Maman (Exec. SE).
- Hammond Times, 417 Fayette, Hammond, IN 46320, 219/933-3232.**
Ron Brow (SE), Eric Hansen, John O'Malley.

Wire Services

- Associated Press, 230 N. Michigan, Chicago, IL 60601, 312/781-0500.**
Joe Mooshil (SE), Jim Litke.
- United Press International, 360 N. Michigan, Chicago, IL 60601,
312/781-1600.**
Randy Minkoff (SE), Kent McDill.
- City News Bureau, 35 E. Wacker, Chicago, IL 60601, 312/782-8100.**
Steve Foltin (SE).
- Copley News Service, Room #439, 401 N. Wabash, Chicago, IL 60601.**
Gene Seymour.

Television Stations

- WFLD-TV (Fox, channel 32, Sox flagship), 205 N. Michigan, Chicago, IL
60601, 312/565-5530.**
Bruce Wolf (SD), Tom Shaer, Bob Vorwald (SP).
- SportsVision (Sox cable flagship), 820 W. Madison, Oak Park, IL 60302,
312/524-9444.**
- WBBM-TV (CBS, channel 2), 630 N. McClurg Court, Chicago, IL 60611,
312/951-3641.**
Johnny Morris (SD), Howard Sudberry, Jeannie Morris, Norm
Potash (SP), Bob Vasilopolous (SP).
- WMAQ-TV (NBC, channel 5), Merchandise Mart, Chicago, IL 60654,
312/861-5355.**
Mark Giangreco (SD), Marc Goldberg, Warner Saunders, Bill Gut-
man (SP).
- WLS-TV (ABC, channel 7), 190 N. State, Chicago, IL 60601, 312/750-7108.**
Tim Weigel (SD), Mike Adamble, Jim Rose, Brad Palmer, Tom
Robison (SP), Pete Bordwell (SP), Larry Snyder (SP).
- WGN-TV (Ind., channel 9), 2501 Bradley Place, Chicago, IL 60618,
312/883-3326.**
Dan Roan (SD), Sid Garcia, Harry Gold (SP).

Radio Stations

- WMAQ (670 AM, Sox flagship), Merchandise Mart, Chicago, IL 60654, 312/861-8210.**
Tom Greene, Scott Herman, Jim Frank.
- WTAQ (1300 AM, Sox Spanish-language flagship), 9355 W. Joliet Road, La Grange, IL 60525, 312/352-1300.**
Frank Diaz (play-by-play), Jose Manuel Flores (color).
- WBBM (780 AM), 630 N. McClurg Court, Chicago, IL 60611, 312/951-3831.**
Rich King (SD), Tom Shaer, Ron Gleason, John Morales (SP).
- WGN (720 AM), 435 N. Michigan, Chicago, IL 60611, 312/222-5094.**
Chuck Swirsky (SD), Dave Eanet, Wayne Larrivee.
- WLS (890 AM), 360 N. Michigan, Chicago, IL 60601, 312/984-0890.**
Les Grobstein (SD), Wayne Messmer.
- WFYR (103.5 FM), 23rd Floor, Prudential Plaza, 130 E. Randolph, Chicago, IL 60601, 312/861-8100.**
Red Mottlow (SD).
- WGCI (1390 AM, 107.5 FM), 6 N. Michigan #1600, Chicago, IL 60602, 312/984-1457.**
J.J. Jackson (SD).
- WBMX (102.7 FM), 408 S. Oak Park Avenue, Oak Park, IL 60302, 312/524-3200.**
Kenny McReynolds (SD).
- WBEZ (91.5 FM), 1819 W. Pershing Road, Chicago, IL 60609, 312/890-8225.**
Bob Greenberg (SD).
- WLUP (1000 AM, 97.9 FM), 875 N. Michigan, Chicago, IL 60611, 312/440-5270.**
Chet Coppock (AM, talk show), Danny McNeil (talk show producer), Bruce Wolf (FM).
- WJOL (1340 AM), 601 Walnut St., Joliet, IL 60434, 815/726-4761.**
Frank O'Leary, Steve Olken (SD), Don Ladas.

Outlying Newspapers (Illinois)

- Aurora Beacon-News**, 101 S. River, Aurora, IL 60506.
- Belvidere Republican**, 401 Whitney, Belvidere, IL 61008.
- Crystal Lake Herald**, 7803 Pyott, Crystal Lake, IL 60014.
- DeKalb Chronicle**, P. O. Box #587, DeKalb, IL 60115.
- Elgin Courier-News**, 1200 Locust, Elgin, IL 62930.
- Joliet Herald News**, 300 Caterpillar, Joliet, IL 60436.
- Kankakee Journal**, 8 Dearborn Square, Kankakee, IL 60901.
- LaSalle News-Tribune**, 426 Second, LaSalle, IL 61301.
- Morris Herald**, 1804 N. Division, Morris, IL 60450.
- Ottawa Times**, 110 W. Jefferson, Ottawa, IL 61350.
- Pontiac Leader**, 318 N. Main, Pontiac, IL 61764.
- Sterling Gazette**, 312 Second, Sterling, IL 61081.
- Streator Times-Press**, 115 Oak, Streator, IL 61364.
- Watseka Times-Republic**, P. O. Box #250, Watseka, IL 60970.
- Waukegan News-Sun**, 100 Madison, IL 60085.
- Wheaton Journal**, 362 S. Schmale, Wheaton, IL 60187.

Outlying Newspapers (Indiana)

- Chesterton Tribune**, 143 S. Calumet, Chesterton, IN 46304.
- LaPorte Herald-Argus**, 701 State, LaPorte, IN 46350.
- Michigan City News-Dispatch**, 121 W. Michigan Blvd., Michigan City, IN 46360.
- Rensselaer Republican**, 117 N. Van Rensselaer, Rensselaer, IN 47978.
- Valparaiso Vidette-Messenger**, 1111 Glendale, Valparaiso, IN 46383.

Beat (Beat (B), Columnist (C), Sports Editor (SE), Assistant Sports Editor (ASE), Radio-Television (R-TV), Sports Director (SD), Sports Producer (SP).

N.L. PUBLIC RELATIONS PHONES

Office of the Commissioner	212/371-7800
Richard Levin (home)	212/675-0572
Jim Small (home)	212/517-8349
Susan Aglietti, Craig Barbarino	
National League	212/371-7300
Katy Feeny (direct)	212/372-8661
Feeny (home)	212/489-5462
Jim Trdinich (home)	914/937-8464
Atlanta Braves	404/522-7630
Jim Schultz (direct)	404/522-2724
Schultz (home)	404/951-1559
Chicago Cubs	312/281-5050
Ned Colletti (direct)	312/281-9352
Colletti (home)	312/350-1462
Sharon Pannozzo (home)	312/348-7881
Cincinnati Reds	513/421-4510
Jim Ferguson (direct)	513/421-2990
Ferguson (home)	513/232-7590
Jon Braude (home)	513/385-4196
Houston Astros	713/799-9600
Rob Matwick (direct)	713/799-9596
Matwick (home)	713/668-6986
Chuck Pool (direct)	713/799-9597
Pool (home)	713/550-6650
Los Angeles Dodgers	213/224-1500
Mike Williams	213/224-1331
Williams (home)	818/287-5610
Brent Shyer (home)	714/625-2025
Montreal Expos	514/253-3434
Rich Griffin (direct)	514/253-3263
Griffin (home)	514/695-4186
Monique Giroux (home)	514/384-9924
New York Mets	718/507-6387
Jay Horwitz (direct)	718/565-4330
Horwitz (home)	201/546-5089
Maria Schweak (home)	516/731-7934
Philadelphia Phillies	215/463-6000
Larry Shenk (direct)	215/755-9321
Shenk (home)	302/478-5154
Vince Nauss (home)	215/522-9858
Pittsburgh Pirates	412/323-5000
Rick Cerrone (direct)	412/323-5030
Cerrone (home)	412/431-3586
Greg Johnson (direct)	412/323-5018
Johnson (home)	412/276-0309
Jim Lachimia (home)	412/931-0397
St. Louis Cardinals	314/421-3060
Kip Ingle (direct)	314/425-0625
Ingle (home)	314/227-4782
Brian Bartow (home)	314/968-0218
San Diego Padres	619/283-7294
Bill Beck (direct)	619/584-7210
Beck (home)	619/672-1330
Mike Swanson (home)	619/586-0715
San Francisco Giants	415/468-3700
Duffy Jennings (direct)	415/468-2390
Jennings (home)	415/593-0332
David Aust (home)	415/364-4770


A.L. PUBLIC RELATIONS PHONES

American League	212/371-7600
Phyllis Merhige (private)	212/371-6571
Merhige (home)	718/429-6229
John Maroon (home)	201/471-7258
Baltimore Orioles	301/243-9800
Bob Brown (direct)	301/235-9710
Brown (home)	301/337-2050
Rick Vaughn (home)	301/290-6504
Boston Red Sox	617/267-9440
Dick Bresciani (direct)	617/267-2890
Bresciani (home)	617/237-7618
Josh Spofford (home)	617/462-4121
Jim Samia (home)	617/479-0844
California Angels	714/937-6700
Tim Mead (direct)	714/937-7217
Mead (home)	714/861-0473
John Sevano (home)	714/960-2061
Chicago White Sox	312/924-1000
<i>Paul Jensen Comiskey Park extension</i>	<i>251</i>
<i>Jensen (direct)</i>	<i>312/624-6460</i>
<i>Jensen (home)</i>	<i>312/983-1061</i>
<i>Tim Clodjeaux Comiskey Park extension</i>	<i>250</i>
<i>Clodjeaux (direct)</i>	<i>312/924-1412</i>
<i>Clodjeaux (home)</i>	<i>312/935-8954</i>
Cleveland Indians	216/861-1200
Rick Minch (direct)	216/861-4454
Minch (home)	216/943-0533
Detroit Tigers	313/962-4000
Dan Ewald (direct)	313/962-4338
Ewald (home)	313/828-8153
Greg Shea (home)	313/668-6521
Kansas City Royals	816/921-2200
Dean Vogelaar (direct)	816/921-8154
Vogelaar (home)	816/578-4622
Steve Fink (home)	816/524-4430
Milwaukee Brewers	414/933-1818
Tom Skibosh (direct)	414/933-6975
Skibosh (home)	414/786-2311
Mario Ziino (home)	414/764-9681
Minnesota Twins	612/375-1366
Tom Mee (direct)	612/375-7470
Mee (home)	612/447-2065
Remzi Kiratle (direct)	612/375-7489
Kiratli (home)	612/941-1778
New York Yankees	212/293-4300
Harvey Greene (direct)	212/579-4460
Greene (home)	201/440-6232
Lou D'Ermilio (home)	718/727-2267
Oakland Athletics	415/638-4900
Jay Alves (direct)	Ext. 223
Alves (home)	415/352-0269
Kathy Jacobson	Ext. 253
Jacobson (home)	415/828-3615
Seattle Mariners	206/628-3555
Bob Porter (direct)	206/343-4608
Porter (home)	206/821-9275
Ethan Kelly (direct)	206/343-4623
Kelly (home)	206/767-7824
Texas Rangers	817/273-5222
John Blake (direct)	817/273-5208
Blake (home)	214/570-0739
Larry Kelly (direct)	817/273-5202
Kelly (home)	817/861-8783
Toronto Blue Jays	416/595-0077
Howie Starkman (direct)	416/595-0282
Starkman (home)	416/820-7265
Gary Oswald (home)	416/781-2807



As Real As It Gets
COLD-FILTERED™

Beer Brewed by Miller Brewing Co., Milw., WI



Lite Beer Certificate
Each 12 ounce bottle,
based on an average analysis, contains:
Calories... 56 Carbohydrates... 2.8 Grams
Protein... 0.9 Grams Fat... 0.0 Grams
Lite contains one third fewer calories than
our other premium beers.
Ingredients: Water, Barley, Corn,
Wheat, Natural Malt Flavor, Hops.
CONTAINS NO ADDITIVES
OR PRESERVATIVES

