


80 YEARS REMEMBERED

1990 CHICAGO WHITE SOX MEDIA GUIDE



The last season in
historic Comiskey Park.

1990 CHICAGO WHITE SOX MEDIA GUIDE





More publications available at:

www.retroseasons.com/library/

In Memory of Don Unferth




The 1990 White Sox media guide is dedicated to the memory of "The Good Shepherd," Don Unferth. The longtime White Sox official was called that, said veteran Chicago Tribune baseball columnist Jerome Holtzman, "because he was so outstanding in his job as traveling secretary."

Unferth joined the White Sox as assistant farm director in 1948 and served the club well in a variety of other capacities--publicity director, statistician, director of public relations--until his retirement in 1980. A kind and gentle man, loved by all who knew him, Don lost a long battle with cancer on December 4, 1989. The 1969 inductee into the Wisconsin Sports Hall of Fame (he was a native of North Fond du Lac) was 75.

Having retired to North Port, Florida, Don and his friendly smile will be missed around the White Sox spring training camp in Sarasota and others nearby, such as the Texas Rangers' facility at Port Charlotte.

THE
MUSEUM OF
THE
CITY OF BOSTON





Opening Day, July 1, 1910

Comiskey Park History

And soon it will be no more. The grand dame of American stadia will close its doors after the 1990 season, giving way to an attractive, spacious new facility that will embody the best of the old and the new in a traditional neighborhood setting. At the same time the legacy of Charles Comiskey will continue with the new park bearing the name of the family that is synonymous with baseball in Chicago.

It began in 1900 when the fledgling White Sox set up shop in a small, uncomfortable wooden stadium at 39th and Wentworth. The creaking grandstand was once home to the Chicago Wanderers Cricket Club, but it had long since been abandoned. Comiskey secured loans from the First National Bank of Chicago to renovate the park, but in its heyday the seating never exceeded 7,500. As early as 1903 the energetic Sox owner considered the ways and means of relocating his club to new headquarters. The search lasted nearly six years before Comiskey was able to purchase the property he considered truly ideal — a tract of land east of 35th and Wentworth in the Canal Trustees Subdivision. The property once belonged to Mayor John Wentworth, but it had fallen into a state of neglect during the intervening years. A truck farm and a junkyard occupied the site. After months of negotiation, Charles Comiskey bought the grounds from Roxanna Bowen on January 19, 1909 and began to formulate plans for a modern concrete and steel stadium, the third to be erected in the United States.

To build the “Baseball Palace of the World” Comiskey hired an up-and-coming young architect, Zachary Taylor Davis, who went on to build Weeghman Park (better known as Wrigley Field) in 1914. The Comiskey Park commission was the first of his distinguished career, and it established Davis as the foremost expert on the “kite-shaped” baseball park. Davis submitted his first sketch on October 6, 1909.

Actual groundbreaking took place five months later, when Davis laid in place a “lucky” Irish-green brick on St. Patrick’s Day 1910. It was a day of celebration and revelry on the storied South Side of Chicago. But to complete the task of construction before the July 1, 1910 deadline required the extra mile — and a large dose of Yankee ingenuity. Setting back the timetable was an unexpected strike of the structural steel workers. But it got done on time. Comiskey Park opened to rave reviews on July 1. It was a day of gala celebrations on the South Side. Brass bands, an ornate downtown parade, and the well wishes of many local celebrities highlighted the calendar of events, but the Sox dropped a 2-0 decision to the St. Louis Browns.

The notable feature of Comiskey Park—upper decked from first to third base, with two detached grandstands in right and left — was its massive size. Baseball had never seen anything like this before. Most antiquated 19th century ballparks were intimate, cozy structures dwarfed by the imposing

Comiskey Park. The stadium was likened to the ancient Roman Coliseum, which suited Chicago's "Old Roman" to the tee. The original dimensions were 363 down the lines and 420 to dead center, where an immense wooden scoreboard loomed over the field.

The next decade brought continued success — and more overflow crowds. As per the usual customs of the day, fans were often permitted to stand in roped off sections of the outfield during big events like title fights or testimonial days for ballplayers. On occasion Comiskey would construct temporary platforms and chairs to accommodate the extra crowds.

The Old Roman was understandably concerned about this. Insurance rates naturally went up, and the corresponding difficulties posed by fans standing on the field were evident on April 26, 1925, when the crowd swarmed past the rope forcing the umpire to declare a forfeit. Comiskey addressed this situation by ordering construction of an upper deck in 1927. The first major renovation cost \$100,000, almost the amount it cost to build the park in 1910. The outfield grandstand connected to the seats down in the corners for the first time, and a special bleacher section was constructed in center field. Scoreboards were transferred to the outfield walls, and the new upper deck seated an additional 23,000 fans. Comiskey Park was even more cavernous, at a time when the team's fortunes were in a tailspin. Between 1927 and 1951, the year of the "Great Revival," there were only a handful of times when those seats were filled.

Oddly enough, the upper deck was better suited to football than baseball. The sightlines from the upper deck were ideal for "bird watching," Chicago Cardinal-style, that is. The boys of winter played in Comiskey Park in 1922, 1925, 1929-30, and then continuously from 1939-58. In 1947 the Cards won the NFL title playing in frozen Comiskey Park.

After 1927 there were few structural renovations made to Comiskey Park. A public address system and distance markings were added in 1935. Anchored seats were in place for the 1941 season. A press box for the Cardinals was added in 1948. Lighting was installed in 1939, and the first electronic scoreboard was constructed in center field in 1951. The "Chesterfield" board would light up with each Sox base hit.

In 1960 Bill Veeck decided that "Chesterfield! It's a Hit" was too sedate for his tastes. With the help of advertising money, he built the first "exploding" scoreboard in baseball, one that belched smoke and rockets for each home run slugged by a White Sox. The "Monster" stood for 21 years, replaced by the current DiamondVision board in 1982. At various times the ownerships tinkered with the auspicious dimensions of the park. Chicken wire fencing was strung across the perimeter of the warning track in 1949 and again in 1969. The infield was moved closer to the walls in 1934 and 1983 with mixed results.



Comiskey Park with Bill Veeck's "Chesterfield! It's a hit" scoreboard.



The new Comiskey Park scheduled to open in 1991.

Usually it was the opposition and not the Sox who profited from these changes.

Astroturf, or "Sox Sod," was installed in the infield for 1969. It was a first for the American League. But when artificial surfaces fell out of favor by the mid-1970's, Bill Veeck ordered its removal. The picnic area was another Bill Veeck innovation, built in 1960 underneath the left field stands. For the first time fans were permitted a bird's eye view of the field, exactly the same as the left fielder.

The 1970's and 1980's bore witness to several more cosmetic changes. The color schemes of the seating went from red to blue to green. In 1977 Bill Veeck painted a multi-colored pattern in the upper deck of left field. No reason was given, but it provided for lively debate in the stands. What could this mean? To this day, no one really knows for sure.

Picnic areas were constructed under the stands in right field to accommodate private parties. In 1982 new dugouts, wider aisles, front office facilities, and contoured plastic seating for the fans' comfort in the reserved sections were added. Comiskey Park, when all was said and done, was a patchwork quilt of ideas, reflecting the personality and temperament of its various owners. The signatures of Charles Comiskey, his heirs, Bill Veeck, the Allys, and Eddie Einhorn and Jerry Reinsdorf are written all over this fine old palace.

Unfortunately, the deteriorating infra-structure mandated that a new facility be erected. Beginning in 1986, steps were taken to assure the future of the franchise in Chicago. Funding legislation was passed by the Illinois General Assembly in November 1986. The agreement was signed during a special "home plate" ceremony in old Comiskey Park on January 19, 1987. But it would take another two years of sensitive negotiation before the first spade of dirt was turned on the land that would eventually house the new Comiskey Park. Indeed, the fate of the stadium bill hinged on a few votes of balky legislators in the General Assembly. On the final roll-call of the 1988 legislative session the amended bill passed by a scant nine votes.

The way was finally cleared for the construction of the new Comiskey Park. In January 1989, the adjacent buildings occupying the stadium site were cleared. Official groundbreaking took place on May 7. Governor James Thompson, whose tireless efforts helped keep the White Sox on the South side where they belong, was the keynote speaker on a day not unlike that of March 17, 1910—when the vision of Charles Comiskey and Zachary Taylor Davis was fulfilled.

The new stadium, designed by the award-winning architectural firm of Hellmuth, Obata, and Kassabaum (HOK) Sports Facilities Group, is the first baseball-only structure to be erected since 1972, when Royals Stadium in Kansas City opened up. New Comiskey Park promises to capture the essence of old-time baseball with modern up-to-date conveniences and no obstructing vertical posts! The 43,000-seat open-air stadium is scheduled to begin operation on Opening Day 1991. Stay tuned.

Rich Lindberg is a Chicago author who doubles as the official White Sox team historian.

CONTENTS

Insert

Regular-Season Schedule	
Alphabetical Roster	
Numerical Roster	
Non-Rostered Players Roster	
Spring Training Schedule and Information	

Body

Comiskey Park History	3-5
Staff	8-26
Club Directory	9-11
Officers	11-16
Manager Jeff Torborg	17-18
Coaches	18-23
Terry Bevington	18-19
Ron Clark	19-20
Sammy Ellis	20-21
Walt Hriniak	21-22
Dave LaRoche	22-23
Joe Nossek	24
Glen Rosenbaum	25
Support Staff	25-26
Players	27-114
Rostered Players	28-91
Non-Rostered Players	92-114
1989 Review	115-127
Final Standings	116
Facts and Figures	117
Highs and Lows	118-119
Day-By-Day	120-121
Hitting Statistics	122-123
Pitching Statistics	124-125
Fielding	125-127
Attendance/Hitting Streaks	127
History	128-154
Franchise History	129-133
Significant Dates	134-138
Post-Season	139-140
Comiskey Park Facts	141
Roofshots and Bleacher Homers	142
All-Time Roster	143-154
Records	155-180
All-Time Records	156-157
Team Records	157-158
Individual Records	158-159

CREDITS

The 1990 Chicago White Sox Media Guide is published by the club's public relations office. Layout and design by Sue Selig. It is edited by Chuck Adams, Sue Selig, Dana Noel, Adelle Powell, and John Ralph, all members of the White Sox public relations staff. Special thanks to former public relations staffer Angele Mooshil for her assistance. A special appreciation is extended to Rich Lindberg, an active member of the Society For American Baseball Research (SABR) who harbors a special interest in White Sox history, for his assistance and research. Additional information is available to accredited media members through the White Sox public relations office. Cover design by Weber, Cohn & Riley. Photographic contributions from Tony Inzerillo, Bill Smith, and Ron Vesely.

Single-Season Batting	160-161
Single-Season Pitching	162-163
Career Batting	163-165
Career Pitching	165-166
Statistics By Position	166-167
Year-By-Year Results	167-168
Year-By-Year Batting Leaders	169-170
Year-By-Year Pitching Leaders	170-172
League Leaders	172
Best Records	172
Opening Day Records	173
Top Homer Seasons	173
Streaks	174-176
No-Hitters	176
One-Hitters	177
Doubleheader Shutouts	178
Single-Game Strikeouts	178
Longest Games	179
Highest-Scoring Games	179
Triple Plays	180
Most Rookie Wins	180
Miscellaneous	181-188
Managers	182
Coaches	182-183
All-Stars	183-184
Milestone Victories	184
Award Winners	185
Expansion Draft Losses	185
Hall of Famers	186
Most Recent Sweeps	186-187
Inside-The-Park Homers	187
Attendance	188
Minor Leagues	189-199
Organization	190-191
1989 Organization Highlights	192
Final 1989 Standings	193-195
Final 1989 Statistics	196-199
Media	200-210
Guidelines	201-202
Broadcasting	203-206
Media Directory	207-208
P.R. Phones	209-210

TEAM ACCOMMODATIONS

*Baltimore: Sheraton Inner Harbor Hotel (301/962-8300) First Trip
Stouffer Harborplace (301/547-1200) Second Trip*

Boston: Marriott Copley Place (617/236-5800)

California: Doubletree Inn (714/634-4500)

Cleveland: Bond Court (216/771-7600)

Detroit: Hyatt Regency Dearborn (313/593-1234) First Trip

Ritz Carlton Dearborn (313/441-2000) Second Trip

Kansas City: Adams Mark (816/737-0200)

Milwaukee: Hyatt Regency (414/276-1234)

Minnesota: Marriott (612/349-4000)

Oakland: Airport Hilton (415/635-5000)


New York: Grand Hyatt (212/883-1234)

Seattle: Crowne Plaza (206/464-1980)

Texas: Sheraton Centre Park (817/261-8200)

Toronto: Sheraton Centre (416/361-1000)

STAFF



White Sox Manager Jeff Torborg watches the action on the field.

CLUB DIRECTORY

Chicago White Sox
324 W. 35th Street
Chicago, IL 60616
312/924-1000
FAX: 312/924-3296

Board of Directors

Jerry Reinsdorf, Chairman • Eddie Einhorn, President

Fred Brzozowski	Robert Mazer	Lee Stern
Jack Gould	Allan Muchin	Burton Ury
Robert Judelson	Jay Pinsky	Charles Walsh
Robert Lurie	Larry Pogofsky	

OFFICERS

Chairman	Jerry Reinsdorf
President	Eddie Einhorn
Executive Vice President	Howard Pizer
Senior Vice President-General Manager	Larry Himes
Senior Vice President-Marketing & Broadcasting	Rob Gallas
Senior Vice President-Baseball	Jack Gould
Vice President-Finance	Tim Buzard
Vice President-Stadium Operations	Terry Savarise
Vice President-Public Relations & Community Affairs	Chuck Adams
General Counsel	Allan Muchin
Secretary	Gerald Penner

BASEBALL

Major League

Manager	Jeff Torborg
Director of Baseball Administration	Daniel Evans
Special Asst. to the General Manager & Advance Scout	Bart Johnson
Special Asst. to the General Manager & M.L. Scout	Larry Monroe
Major League Scout	Ed Brinkman
Traveling Secretary	Glen Rosenbaum
Major League Scouting & Video Analyst	Jeff Chaney
Major League Computer Scouting Analyst	Mike Maziarka
Secretary to the General Manager	Nancy Nesnidal

Minor League

Director of Scouting & Player Development	Al Goldis
Asst. Director of Scouting & Player Development	Steve Noworyta
Minor League Administrator	Chuck Bizzell
Director of Minor League Instruction	Jim Snyder
Director of Conditioning	Vern Gambetta
Sarasota Facility & Equipment Manager	Ed Dennison
Asst. Minor League Administrator	Grace Zwit
Office Manager	Judi Miller
Administrative Staff	Lori Bose

Major League Training Staff

Trainer	Herm Schneider
Assistant Trainer	Mark Anderson
Director of Conditioning	Steve Odgers

Major League Medical Staff

Medical Director	Dr. James Boscardin
Physicians-Internists	Dr. Hugo Cuadros, Dr. Scott Price
Consultant	Dr. Bernard Feldman

Ophthalmologist

Dr. David Orth

Clubhouse Staff

Home Clubhouse Manager
Visiting Clubhouse Manager
Asst. Visiting Clubhouse Manager
Umpires Clubhouse Manager

Willie Thompson
Joe McNamara
Gabe Morell
Vince Fresso

MARKETING

Advertising and Promotions

Director of Marketing & Broadcasting
Director of Advertising & Promotions
Manager of Merchandising & Special Events
Marketing Account Executives
Secretary to the Senior Vice President
of Marketing & Broadcasting
Administrative Staff

Mike Bucek
Bob Grim
Sharon Sreniawski
Greg Carney, Jim Muno
Denise Swanson
Paula Piediscalzi

Broadcasting

Assistant Vice President of Broadcast Sales
Coordinator of Broadcasting
Television Broadcasters
Radio Broadcasters
Spanish-Language Radio Broadcasters

Ed Doody
Dan Fabian
Jim Durham, Ken Harrelson, Tom Paciorek
Wayne Hagin, John Rooney
Chico Carrasquel, Frank Diaz

Public Relations

Director of Community Relations
Manager of Media Relations
Manager of Hispanic Community Relations
Coordinator of Publications
Coordinator of Public Relations & Community Affairs
Community Relations Representatives

Eric Ruden
Dana Noel
Frank Diaz
Sue Selig
Adelle Powell
Minnie Minoso
Billy Pierce

Ticket Sales

Director of Ticket Administration
Director of Ticket Sales
Senior Account Executives
Sales Account Executives
Administration Staff

Millie Johnson
Bob Voight
John Furrer, Chris Makowski
Alicia Fuller, Amanda Mills
Doug Ryan, Kevin Spudic
Sheila Devoy, Guillermina Pineda

ADMINISTRATION

Director of Purchasing
Assistant Director of Purchasing
Assistant to the Chairman
Secretary to the President
Secretary to the Executive Vice President
Administrative Staff

Don Esposito
Mike Spidale
Sheri Berto
Laura Bayer
Lori Roppolo
Irene Kerwin, Heidi Kollmayer
Tracy Mobley

Accounting

Controller
Director of Financial Accounting
Director of Tax Accounting
Assistant to the Vice President-Finance
Payroll Coordinator
Accounts Payable Coordinator
Accounts Receivable Coordinator
Accounting Secretary/Data Processor

Bill Waters
Sandy Grobarcik
Gina Middleton
Barb Grabowski
Mickey Yunker
Kathy Bingham
Marcia Armis
Karen Heath

(Club Directory continued)

Park Operations

Director of Park Operations	David Schaffer
Assistants to Director of Park Operations	Jim Kucera, Dan Polvere
Ticket Manager	Bob Devoy
Assistant Ticket Manager	Ed Cassin
Ticket Office Administrative Staff	Laura Arenas
Groundskeeper	Roger Bossard
Park Operations Staff	Frank Fresso, Larry Harding, Steve Kent Bill Mahon, Ed McCarthy, Gabe Morell Jerome Peete, Mel Powell, Robert Wesley Dan Schnur, Terry Thanasouras
Super Suites	

Bards Room

Chef	Roy Rivas
Maitre d'	Jesse Faulkner
Kitchen Staff	Jose Gomez, Opal Cox
Bards' Room Staff	Ann Harvey, Judy May, Gus Valenti
Bartender	Bob Bertucci

Park Entertainment

Manager of Scoreboard Operations & Production	Jeff Szynal
Organist	Nancy Faust
Public Address	Bob Finnegan

OFFICERS

Jerry Reinsdorf Chairman

Opening Day age: 54. **Born:** February 25, 1936, Brooklyn, N.Y. **Residence:** Highland Park, Ill. **Family:** Married *Maryl Rifkin*; sons *David* (March 25, 1962), *Michael* (March 10, 1967), and *Jonathan* (December 17, 1969); daughter *Susan* (January 4, 1965).

The campaign White Sox chairman spearheaded with club president Eddie Einhorn to achieve construction of a new Comiskey Park will bear fruit in 1991 since heading the limited partnership that purchased the White Sox in January 1981, Reinsdorf has been increasingly active in the affairs of baseball serving second four-year term as member of baseball's prestigious Executive Council also chairs the Ownership Committee, serves as a member of the Executive Committee of the Player Relations Committee broadened his influence in the sports world in February 1985 by purchasing controlling interest in the Chicago Bulls of the National Basketball Association one of Chicago's most respected businessmen, Reinsdorf has devoted most of his time to his athletic interests since his January 1988 completion of employment as chairman of the board of The Balcor Company, one of the nation's largest real estate investment firms he co-founded in the early 1970's officed at his latest undertaking, Bojer Financial, Ltd. in downtown Chicago Reinsdorf also is a certified public accountant, an attorney, a specialist in real estate securities, and a registered mortgage underwriter and certified review appraiser former member of the boards of directors of Shearson Lehman Brothers, Inc., other companies, and the Northwestern University Law School Alumni Association currently serves on board of directors of the Educational



Tape Recording For The Blindactive also with other charitable organizations in January 1990 Bulls donated one million dollars to Chicago Park District to rehabilitate city basketball courts former attorney for the Internal Revenue Service lived in his native Brooklyn until attending college at George Washington University in Washington, D.C. law school at Northwestern University followed and brought him to Chicago in 1957 where he has remained since graduation.

Eddie Einhorn President

Opening Day age: 54. **Born:** January 3, 1936, Paterson, N.J. **Residence:** Chicago, Ill. **Family:** Married Ann Pelachik; Daughter Jennifer (January 2, 1972) and son Jeffrey (September 26, 1974).



The White Sox president and chairman Jerry Reinsdorf are seeing their dream of a new Comiskey Park rapidly approaching reality the respected sports entrepreneur and career television executive is a longtime member of baseball's Television Committee, which in 1983 negotiated the sport's first billion dollar-plus contract, for which he is recognized as the architect, and which achieved the even more lucrative pact that has the game on CBS-TV and ESPN beginning this season maintains Comiskey Park office where he oversees overall daily operation of the White Sox front office in 1989 appointed television consultant to USOC responsible for a six network Olympic TV package which will debut this spring also finds time to be a TV representative for a number of major sports organizations, such as the International Skating Union, governing body of all world skating in 1982, founded SportsVision (now SportsChannel) of Chicago, the nation's premier regional sports channel SportsChannel since has received numerous local Emmy Awards as well as the prestigious Ace Award, an honor for excellence in cable television, and has grown to service 1.6 million homes throughout the Chicagoland market and portions of Indiana and Iowa instrumental in negotiating multi-million dollar agreements with ESPN and the major networks for the defunct United States Football League dubbed the "father" of college basketball telecasts in the present and popular regionalized format as well as the national game-of-the-week in 1961 founded the TVS Television Network, an independent television producer of sports programming his TVS credits included NCAA regular-season and playoff basketball, the World University Games from Moscow, the first sports broadcast from the People's Republic of China (an Emmy Award nominee), the famous 1968 UCLA-Houston basketball showdown from the Astrodome, the World Football League, and NASL soccer in 1973, sold TVS to Corinthian Broadcasting, a Dun & Bradstreet subsidiary remained with TVS for five more years before joining CBS Sports as the executive producer of the "CBS Sports Spectacular" at CBS, was responsible for over 400 hours of programming per year in 1980, won a coveted Emmy Award for production of the sports special "The Gossamer Albatross, Flight of Imagination" teamed with law school classmate Reinsdorf in 1981 to head the limited partnership formed to purchase the White Sox holds bachelor's degree from the University of Pennsylvania graduate of the Northwestern University School of Law favorite diversion: professional wrestling.

Comiskey Park Flashback

It was pitcher Ed Walsh who recorded the first White Sox shutout in the new stadium, when the "Big Reel" defeated Bob Groom and the Washington Senators on August 7, 1910 by a 4-0 score.

Larry Himes Senior Vice President General Manager

Opening Day age: 49. Born: October 7, 1940, Riverside, Calif. Family: Married Lee Richardson.



Continues his innovative efforts to give the White Sox a solid base for the future reorganized the club's player development and scouting departments and permanently relocated those functions to a 12-month base at Sarasota, Fla., site of White Sox spring training the White Sox were the first major league club to undertake such an arrangement completion of the new Ed Smith Sports Complex in Sarasota has allowed Himes to take his reorganization one step farther by basing two Sox minor league affiliates ("A" and "Rookie"), an Instructional League club, major and minor league spring training, the player development and scouting departments, and off-season rehabilitation from the one warm-weather site White Sox also will have batting and pitching coaches at all minor league affiliates for second straight year joined White Sox as vice president/general manager on October 29, 1986 named senior vice president in December of 1987 engineered the daring Harold Baines trade on July 29, 1989, a deal which produced immediate returns through Scott Fletcher and Sammy Sosa (with Wilson Alvarez waiting in the wings) joined the Sox following 14-year career in the California Angels' organization arrived from Angels after serving as director of scouting and player development also wore hats of part-time scout (1973) and full-time scout (1974-79) named Angels' director of scouting in 1980 and later added player development responsibilities (1982) spent 1972 as an associate scout for Kansas City prior to affiliating with California left the Angels for brief time in 1980 to serve Baltimore as scouting supervisor and national cross checker many of the minor league procedures Himes incorporated into the California organization remain in place and serve as the baseball operations foundation as a player, spent nine seasons catching at the "AA" (four seasons) and "AAA" (five campaigns) levels named player-coach of "AAA" Vancouver Mounties of the Pacific Coast League in 1969, his final year as a player Himes also made playing stops at Columbia, S.C., Macon, Ga., Indianapolis, Seattle, Spokane, Denver, Buffalo, Hawaii, and Amarillo, Tex. served brief coaching stints at Mid-Pacific Institute in Honolulu and California Polytechnic Institute before beginning his scouting career managed Idaho Falls of the "rookie" Pioneer League for four years won league championship in 1974 and manager-of-the-year laurels in 1976 also managed in the Arizona Instructional League for the Angels coordinated and conducted tryout camps and organized winter baseball program for California earned bachelor of science degree with a physical education major at the University of Southern California where he played baseball for legendary college coach Rod Dedeaux all-America catcher in 1961 also played for the Trojans in 1960 began collegiate career at Vallejo (Calif.) Junior College signed professional contract with Cincinnati Reds organization in 1961.

Comiskey Park Flashback

The first night game played in an American League stadium took place on August 27, 1910 when two Chicago semi-pro teams, the Logan Squares and the Rogers Parkers, staged an exhibition contest under 19 specially installed arc lights. A crowd of 3,500 looked on.

Howard Pizer Executive Vice President

Opening Day age: 48. **Born:** October 23, 1941, Chicago, Ill. **Residence:** Wilmette, Ill. **Family:** Married Sheila Graff; daughters Jacqueline (April 5, 1968) and Rachel (April 28, 1971).



Has primary responsibility for White Sox business operations, including development of the new Comiskey Park scheduled to open in 1991 joined White Sox with the new ownership in January of 1981 instituted computerization of the club's accounting system, total computerization of the ticketing function, organization-wide word processing, departmental budgeting, significant changes in front office management, and major construction transformation of Comiskey Park's aging facilities life-long Chicagoan holds accounting degree from the University of Wisconsin magna cum laude graduate from Northwestern University Law School practicing corporate and securities attorney until joining The Balcor Company eventually became Balcor's executive vice president and general counsel as a recognized expert in the field of real estate syndication career took a dramatic and unexpected turn following the sale of the White Sox to the Jerry Reinsdorf-Eddie Einhorn group in January of 1981 Reinsdorf, the chief executive officer of Balcor, tapped Pizer to handle the transition of the team from former owner Bill Veeck's group to the Reinsdorf-Einhorn partnership assumed his current position in March of 1981 generally oversaw the highly successful 1983 All-Star Game at Comiskey Park.

Jack Gould Senior Vice President Baseball

Residence: Glencoe, Ill. **Family:** Married Nancy Sebring; son Larry (July 24, 1957).



Credited with bringing the White Sox to the forefront of the computerization of baseball convinced the new White Sox ownership of the importance of computer analysis in making baseball decisions under Gould's direction, the White Sox began gathering statistical data during the 1981 season, the first under the Reinsdorf-Einhorn ownership regime Gould also oversees some White Sox spring training arrangements at Sarasota, Fla. oversees preparation for potential arbitration cases became involved with the White Sox in 1975 during Bill Veeck's second tenure with the club a member of the White Sox board of directors assumed current role in 1981 with the new ownership life-long Chicagoan and graduate of Von Steuben High School University of Illinois graduate in accounting bomber pilot for the U.S. Army Air Force during World War II, flying 35 combat missions in the European theatre received several decorations, including the Distinguished Flying Cross lieutenant colonel and actor Jimmy Stewart was second in command of Gould's wing ran his own mortgage banking firm for 25 years an advocate of youth baseball, Gould also coached and served in various administrative capacities for Colt League Baseball in the northern suburbs of Chicago.

Rob Gallas **Senior Vice President** **Marketing & Broadcasting**



Opening Day age: 39. **Born:** January 4, 1951, Michigan City, Ind. **Residence:** Schaumburg, Ill. **Family:** Married Sharon Levendoski; son Christopher (March 8, 1971); daughter Jennifer (December 4, 1974).

Former group manager of marketing communication and services for a \$300-million division of Baxter HealthCare Corporation brings a wealth of knowledge and experience to the White Sox succeeded Mike McClure as Senior Vice President on September 29, 1989 "Rob Gallas was selected to succeed Mike McClure and head our marketing effort after an exhaustive search," said White Sox Chairman Jerry Reinsdorf in announcing Gallas' selection. "His knowledge of our club stands him in good stead in terms of the direction we are going and the objectives of our organization. I know he will do an excellent job." a 1973 graduate of the University of Evansville, where he majored in journalism and speech, Gallas attended James B. Conant High School in suburban Hoffman Estates after his family moved from Michigan City, Indiana began his professional career at the Evansville (Ind.) Press worked ten years in news and sports at the Arlington Heights Daily Herald, covering the White Sox as beat writer from 1976 to 1983 in 1975 received the Jacob Scher Investigative Reporting Award and in 1980 captured UPI's Illinois Newspapers Best Sportswriting Award prior to joining Baxter HealthCare, was with a Chicago public relations agency, doing sports marketing and PR work for Anheuser-Busch after leaving the baseball beat, remained active in baseball by serving as an official scorer for the American League, working about 25 games per year at Comiskey Park an active member of Chicago Baseball Cancer Charities the first non-Chicago writer to become Chairman of the Chicago Chapter, Baseball Writers Association of America (1981) "Having grown up a White Sox fan in Michigan City, Ind., the little boy in me is thrilled. But the man in me is also thrilled," Gallas said in reaction to his appointment. "This is a franchise that is looking to the future. So many good things are happening—with the team on the field, the new ballpark, WGN-TV. I am impressed by the White Sox organization and its commitment to the city of Chicago."

Tim Buzard **Vice President Finance**



Opening Day age: 34, turns 35 September 13. **Born:** September 13, 1955, Evanston, Ill. **Residence:** Highland Park, Ill. **Family:** Married Sandra Taube; daughter Jacqueline (November 11, 1984), son Kevin (March 21, 1989)

The White Sox chief financial officer named to present position in December 1985 after serving the club as controller oversees the White Sox accounting department and ticket office staff responsibilities include all investment, lending and insurance matters of the team the White Sox accounting department has become computerized during Buzard's tenure he also has been in charge of automating the White Sox front office, including organization-wide word processing and desktop publishing in the public relations department developing a detailed budget plan was one of Buzard's priorities upon arrival joined the White Sox in October of 1981 holds 1978 bachelor's degree in accounting from

the University of Illinois became a certified public accountant in 1981 served as a senior accountant for Ernst & Whinney for three years prior to joining the White Soxa life-long Chicagoan resided in the city's north suburbs as a youth as a senior, Buzard was an all-conference pitcher at Glenbrook South High School remembers yielding a (gargantuan) home run to eventual Minnesota Twin John Castino when the latter played for New Trier East High School as a prep also, Buzard played against Scott Sanderson (Glenbrook North High School) and with pitcher Charlie Leibrandt (Loyola Academy) in Glenview, Ill. youth baseball elbow injury during his sophomore year at Illinois ended Buzard's pitching career.

Terry Savarise **Vice President** **Stadium Operations**



Opening Day age: 30. **Born:** November 20, 1959, Cleveland, O. **Residence:** Highland Park, Ill. **Family:** Married Tara Sena; daughter Katherine Mary (September 10, 1988).

Named to his present position in September 1988 had direct responsibility for the planning and is now overseeing construction of the new Comiskey Park also worked closely with the city of Sarasota in the design and construction of Ed Smith Stadium and Sports Complex, which opened as the club's spring training and minor league complex in February 1989 joined the White Sox in January 1982 as an intern out of the Ohio University graduate program in sports administration became a full-time staff accountant for the club in March of 1982 with promotions to assistant controller and controller in February of 1983 and December of 1985, respectively passed certified public accountant's examination in 1983 assisted in the computerization of the White Sox accounting office and implementation of new budgeting procedures along with the overall automation of the entire front office earned two bachelor's degrees (accounting and business law) from Ohio U. in 1981 followed by a master's degree in sports administration later that same year served an internship with the Cleveland Cavaliers of the National Basketball Association in the Cavs' all-star game season of 1980-81 devoted most of his time since June 1984 toward design and development of a new stadium for the White Sox in that role, traveled extensively to other stadiums on site evaluation assignments considered the prime force behind the club's decision to offer a minority scholarship to the Ohio U. graduate program in sports administration, available for the first time during the 1988-89 academic year member of the Stadium Managers' Association and the International Association of Auditorium Managers raised in Ashtabula, O.

Comiskey Park Flashback

The "Monster," as the exploding scoreboard was affectionately known, featured a pitch-o-meter that clocked the amount of time it took a hurler to deliver the ball to the plate. It was rarely used, however, after opposing pitchers complained to the league.

Jeff Torborg Manager #10



Given name: Jeffrey Allen Torborg. **Opening Day age:** 48. **Born:** November 26, 1941, Westfield, N.J. **Batted/threw:** Right/right. **Height/weight:** 6-0/195. **Contract Status:** Second year of multi-year contract. **Residence:** Mountainside, N.J. **Family:** Married Sue Barber; sons Doug (25), Greg (22), and Dale (18). **First professional contract:** Los Angeles Dodgers, 1963. **Sox acquisition:** Named manager November 3, 1988, succeeding Jim Fregosi.

Major League Managerial/Coaching Career: Completed his first year at the ChiSox helm in 1989 guided the club to a 69-92 record experienced a two-part season injuries to key sluggers led to club's early slide Sox posted a 32-56 record at the break post All-Star break the Pale Hose jumped out of the blocks and raced to an eight-game winning streak (July 13-21) club also recorded 13 wins in a row (7/1-8/5) at Comiskey Park and the ChiSox had an undefeated July (11-0) at Comiskey, the most flawless home month in club history team finished with a 37-36 mark in the second half (fourth best in the A.L. West after break) prior to joining Sox, Torborg was with the Cleveland Indians and New York Yankees named manager of Cleveland Indians on June 19, 1977, succeeding Frank Robinson prior to that he was a member of Indians coaching staff, beginning with the 1975 season Indians compiled seven-game winning streak for new manager team finished year with a 71-90 mark and in fifth place 1978 Indians posted a 69-90 record, finishing sixth the Tribe's moment of glory during '78 came in the final game of the season when they beat the Yankees 9-2 in Yankee Stadium, forcing a playoff game between the Yankees and the Red Sox for the A.L. Eastern Division title dismissed as manager of Indians on July 23, 1979 compiled composite 157-201 record during term as Indians' manager joined Yankees coaching staff on August 1, 1979 served as a coach for the Yankees for 10 seasons was Yankee bullpen coach in '88.

Playing career: Played 10 years in the majors, seven with the Dodgers and three with the Angels member of the world champion 1965 Dodgers and N.L. pennant winners in 1966 caught two Dodger no-hitters, Sandy Koufax in 1965 and Bill Singer in 1970 also caught a Nolan Ryan no-hitter with the Angels in 1973 major league record is four by former ChiSox Ray Schalk Torborg also was behind the plate when Don Drysdale threw his fifth consecutive shutout in 1968 also caught Koufax and Ryan when they set single-season strikeout records retired after the 1973 season.

Miscellaneous/Personal: A native of northern New Jersey, Torborg and family still reside in the New Jersey area earned a B.S. in education from Rutgers University and holds a master's degree in athletic administration from Montclair State his thesis was on the effects of platooning in baseball in his senior year at Rutgers, he hit .537 to lead the NCAA in batting, setting a record that still stands he is a contributing author to a variety of baseball publications and is a member of the New Jersey Governor's Council on Physical Fitness and Sports.

Managerial Career

Year	Club	League	Class	W-L	Pos.	Remarks
1977	Cleveland	American	Major	45-59	5/East	Hired 6/1
1978	Cleveland	American	Major	69-90	6/East	
1979	Cleveland	American	Major	43-52	6/East	Dismissed 7/23/79
1989	White Sox	American	Major	69-92	7/East	Hired 11/3/88
Major League Totals				226-293 (.435)		


Coaching Career

Year	Club
1975-77	Coach, Cleveland Indians, American League
1979-88	Coach, New York Yankees, American League

YEAR CLUB	AVG	G	AB	R	H	2B	3B	HR	RBI	BB	SO	SB	POS.
1963 Albuquerque	.223	64	184	19	41	10	3	1	18	15	37	0	
1964 LOS ANGELES N	.233	28	43	4	10	1	1	0	4	3	8	0	C- 27
1965 LOS ANGELES N	.240	56	150	8	36	5	1	3	13	10	26	0	C- 53
1966 LOS ANGELES N	.225	46	120	4	27	3	0	1	13	10	23	0	C- 45
1967 LOS ANGELES N	.214	76	196	11	42	4	1	2	12	13	31	1	C- 75
1968 LOS ANGELES N	.161	37	93	2	15	2	0	0	4	6	10	0	C- 37
1969 LOS ANGELES N	.185	51	124	7	23	4	0	0	7	9	17	1	C- 50
1970 LOS ANGELES N	.231	64	134	11	31	8	0	1	17	14	15	1	C- 63
1971 CALIFORNIA A	.203	55	123	6	25	5	0	0	5	3	6	0	C- 49
1972 CALIFORNIA A	.209	59	153	5	32	3	0	0	8	14	21	0	C- 58
1973 CALIFORNIA A	.220	102	255	20	56	7	0	1	18	21	32	0	C-102
A.L. TOTALS	.213	216	531	31	113	15	0	1	31	38	59	0	C-209
N.L. TOTALS	.214	358	860	47	184	27	3	7	70	65	130	3	C-350
M.L. TOTALS 10 years	.214	574	1391	78	297	42	3	8	101	103	189	3	C-559

C = games caught

Terry Bevington Third Base Coach #18



Given name: Terry Paul Bevington. **Opening Day age:** 33, turns 34 July 7. **Born:** July 7, 1956, Akron, Ohio. **Family:** Married Cyndi Lochard. **Batted /threw:** Right/right. **Height/weight:** 6-2/190. **Residence:** Santa Monica, Calif. **First professional contract:** New York Yankees, 1974. **Major League debut:** None. **Sox acquisition:** Hired as minor league manager October 10, 1987.

Coaching Career: Begins his second season as a White Sox coach moves from his first base coaching assignment to third base for the 1990 season as a minor league manager won his division five of eight seasonsin 1988 managed the White Sox' "AAA" Vancouver affiliate to the Pacific Coast League Northern Division title in both halves lost the PCL title series to the Las Vegas Padres 3-1..... brother Zach is a PCL umpire....the youngest "AAA" manager the past three years...in the Brewers' organization for seven years before joining the Sox in 1988 1987: managed Denver of the American Association and finished first in his division 1986: took Vancouver of the PCL to first-place finishes in both halves led El Paso of the Texas League to first (1985) and second (1984) places 1983: won both halves of the California League at Stockton...finished second with Beloit in 1982 began his managerial career at Burlington of the Midwest League in 1981, finishing third in the first half and second the last half other than that 1981 first half, has finished second or better throughout his managerial career began his pro playing career as a catcher in the Yankees' organization in 1974 named to the New York-Penn League All-Star team his second year (1975) played for two more years in the Yankee organization before signing with the Brewers in 1978...retired as an active player following the 1980 season.

Managerial/Coaching Career

1981	Manager, Burlington, "A" Midwest League (Milwaukee Brewers)
1982	Manager, Beloit, "A" Midwest League (Milwaukee Brewers)
1983	Manager, Stockton, "A" California League (Milwaukee Brewers)
1984-85	Manager, El Paso, "AA" Texas League (Milwaukee Brewers)
1986	Manager, Vancouver, "AAA" Pacific Coast League (Milwaukee Brewers)
1987	Manager, Denver, "AAA" American Association (Milwaukee Brewers)
1988	Manager, Vancouver, "AAA" Pacific Coast League (Chicago White Sox)
1989	First Base Coach (White Sox)

YEAR	CLUB	AVG	G	AB	R	H	2B	3B	HR	RBI	BB	SO	SB	POS.
1974	Johnson City (appy)	.198	63	222	33	44	10	0	2	30	34	26	2	
1975	Oneonta (NYP)	.264	60	193	24	51	11	1	2	23	25	19	3	
1976	Oneonta (NYP)	.000	2	3	0	0	0	0	0	0	0	1	0	
1977	Ft. Lauderdale (FSL)	.217	23	60	7	13	1	0	1	8	5	7	0	
1978	Burlington (MID)	.240	63	179	22	43	14	0	4	23	22	31	8	
1979	Holyoke (MID)	.252	85	214	26	54	12	0	4	21	31	31	8	
1980	Burlington (MID)	.265	39	117	14	31	7	0	2	11	13	9	11	
	Vancouver (PCL)	.337	33	86	13	29	5	0	1	8	14	7	6	
TOTALS MINORS 7 years		.247	368	1074	139	265	60	1	16	124	144	131	38	

Ron Clark First Base Coach Defensive Coordinator #5



Given name: Ronald Bruce Clark. **Opening Day age:** 47. **Born:** January 14, 1943, Fort Worth, Tex. **Batted/threw:** Right/right. **Height/weight:** 5-10/175. **Residence:** Largo, Fla. **Family:** Daughter Christi (February 6, 1961). **First professional contract:** Philadelphia Phillies, 1961. **Major league debut:** Minnesota Twins, 1966. **Sox acquisition:** Hired as coach December 16, 1987.

Coaching Career: Begins his third season with the White Sox his first as first base coach was third base coach in '88 and '87 serves as club's defensive coordinator for the second season also served as spring training coordinator in 1988 1988 was also his first season in the major leagues joined the Sox organization in 1987 as director of instruction and coordinator of the minor leagues...was the first to serve in that newly-created position based out of the Sox farm system office in Sarasota, Fla joined the Pale Hose system after spending ten years as a coach and manager in the Philadelphia Phillies' organization and one in the Blue Jays' system coached in the Phillies' chain in 1976 and '77 and managed throughout their system from 1978 through '82 and '84-86 managed in the Toronto chain in '83 spent 15 years as a professional player and put in portions of seven seasons in the big leagueswore major league uniforms for the Minnesota Twins (1966-69), Seattle Pilots (1969), Oakland Athletics (1971-72), Milwaukee Brewers (1972), and Philadelphia Phillies (1975) an infielder, Clark appeared in 230 games his most busy big league campaign came in 1968 at Minnesota when he played in 104 games with the Twins highlights of his minor league career include a share of the Pacific Coast league lead with 94 RBI and a career-high 16 home runs in 1966 at Denver finished playing career with the Phillies in 1975 and remained with the Phillies' organization, beginning his coaching career in 1976.

Managerial/Coaching Career

1976-1977	Coach, Oklahoma City, "AAA" American Assoc. (Philadelphia Phillies)
1978	Manager, Spartanburg, "A" Western Carolinas League (Philadelphia Phillies)
1979	Manager, Peninsula, "A" Carolina League (Philadelphia Phillies)
1980-81	Manager, Reading, "AA" Eastern League (Philadelphia Phillies)
1982	Manager, Oklahoma City, "AAA" American Association (Philadelphia Phillies)
1983	Manager, Kinston, "A" Carolina League (Toronto Blue Jays)
1984-85	Manager, Peninsula, "A" Carolina League (Philadelphia Phillies)
1986	Manager, Clearwater, "A" Florida State League (Philadelphia Phillies)
1987	Director of Instruction and Coordinator of Minor Leagues (White Sox)
1988	Third Base Coach/Defensive and Spring Training Coordinator (White Sox)
1989-	Third Base Coach/Defensive Coordinator (White Sox)

YEAR CLUB	AVG	G	AB	R	H	TB	2B	3B	HR	RBI	GW	SH	SF	IB	BB	SO	SB	CS	E
1961 Bakersfield (Calif.)	.202	39	94	15	19	29	2	1	2	16	—	0	0	0	23	22	2	4	15
1962 San Jose (Calif.)	.262	131	443	73	116	198	25	6	15	68	—	5	8	2	54	66	6	2	46
1963 Charlotte (Sally)	.174	8	23	3	4	8	1	0	1	3	—	0	0	1	2	3	0	0	0
Wilson (Carol)	.301	127	469	79	141	188	12	4	9	57	—	6	5	3	52	69	9	2	37
1964 Charlotte (Sally)	.249	104	334	49	83	115	11	3	5	33	—	5	3	1	59	70	2	2	24
1965 Charlotte (Sally)	.269	129	428	53	115	165	27*	1	7	42	—	7	4	0	40	60	4	4	20
1966 Denver	.294	146	531	84	156		26	4	16	94*	—	2	12	4	59	71	8	4	—
MINNESOTA A	1.000	5	1	1	1		0	0	0.0	1	—	0	1	0	0	0	0	0	—
3B-1																			
1967 MINNESOTA A	.167	20	60	7	10		3	1	2	11	—	0	1	0	4	9	0	0	—
3B-16																			
1968 MINNESOTA A	.185	104	227	14	42	52	5	1	1	13	—	5	0	2	16	44	3	2	17
3B-52, SS-43, 2B-10																			
1969 2 TEAMS MINN A (5G—,125); SEA A(57G—,196)																			
TOTAL	.193	62	171	9	33		5	0	0	12					13	29	1		
SS-38, 3B-17, 2B-5, 1B-1																			
1969 Denver	.225	60	200	23	45	57	5	2	1	24	—	2	0	1	32	30	0	2	12
1970 Iowa	.272	117	441	65	120	166	18	2	8	55	—	2	3	2	60	73	1	4	19
1971 OAKLAND A	.000	2	1	0	0	0	0	0	0	0	—	0	0	0	1	0	0	0	0
1972 2 TEAMS OAK A (14G—,267) MIL A (22G—,185)																			
TOTAL	.203	36	69	9	14		3	1	2	6					7	15	0		
1975 PHILADELPHIA N	.000	1	1	0	0	0	0	0	0	0	—	0	0	0	0	1	0	0	0
A.L. TOTALS	.189	229	529	40	100		16	3	5	43	—				41	97	4		
N.L. TOTALS	.000	1	1	0	0		0	0	0	0	—				0	1	0		
M.L. TOTALS 7 years	.189	230	530	40	100		16	3	5	43	—				41	98	4		
3B-99, SS-81, 2B-37, 1B-1																			

Sammy Ellis Pitching Coordinator #32



Given name: Samuel Joseph Ellis. **Opening Day age:** 49. **Born:** February 11, 1941, Youngstown, Ohio. **Batted/threw:** Left/right. **Height/weight:** 6-1/200. **Residence:** Temple Terrace, Fla. **Family:** Married Lynn Claustre; daughter Tammy (April 1, 1965) and son Boe (December 8, 1967). **First pro contract:** Cincinnati Reds, 1960. **Major league debut:** Cincinnati Reds, 1962. **Sox acquisition:** Hired as minor league pitching coordinator December 15, 1986.

Begins second year as White Sox pitching coach first year as Sox pitching coach led to the spawning of the "superstitious Sammy doll" which sat with its bobbing head in the dugout for every game spent the '88 and '87 seasons with the Sox as coordinator of minor league pitching before joining the White Sox organization served ten years with the Yankees as their minor league pitching

coach during that time worked with the Yankees' Instructional League team for five years spent 1977-1979 with New York's Ft. Lauderdale affiliate pitching coach at Columbus in 1980-81 from 1982 to 1986 revolved from Columbus to New York and back again, working with both the major league club and the International League affiliate during that time served as pitching coach and coordinator for the Yankee organization since joining the White Sox organization has also worked with their Instructional League team for the past two years spent seven years pitching in the major leagues with Cincinnati and California before finishing his career with the White Sox in 1969 posted a 63-58 big league mark, including a 22-victory season at Cincinnati in 1965 was 0-3 in ten games with the Sox in 1969.

Managerial/Coaching Career

- 1977 Coach, Ft Lauderdale, "A" Florida State League (New York Yankees)
- 1978 Coach, Ft Lauderdale, "A" Florida State League (New York Yankees)
- 1979 Coach, Ft Lauderdale, "A" Florida State League (New York Yankees)
- 1980 Coach, Columbus, "AAA" International League (New York Yankees)
- 1981 Coach, Columbus, "AAA" International League (New York Yankees)
- 1982 Coach, Columbus/New York Yankees
- 1983 Coach, Columbus/New York Yankees
- 1984 Coach, Columbus/New York Yankees
- 1985 Coach, Columbus/New York Yankees
- 1986 Coach, Columbus/New York Yankees
- 1987 Minor league pitching coordinator (White Sox)
- 1988 Minor league pitching coordinator (White Sox)
- 1989- Pitching Coordinator (White Sox)

YEAR CLUB	W-L	PCT.	ERA	G	GS	CG	SHO	SV	IP	H	R	ER	HR	HB	BB-I	SO	WP	BK
1961 Columbia	10-3	.768	1.89	16	15	10	5	—	114.0	84	28	24	2	1	62-2	129	6	0
Indianapolis	0-0	—	0.00	1	0	0	0	—	2.0	0	0	0	0	0	0	0	0	0
1962 San Diego	12-6	.667	3.53	27	25	10	4	—	171.0	129	73	67	18	3	98*	162	9	1
CINCINNATI N	2-2	.500	6.75	8	4	0	0	—	28.0	29	25	21	6	1	29-0	27	0	0
1963 San Diego	12-10	.545	2.62*	27	27	10	1	—	192.0	142	69	56	10	12	101*	219	14	0
1964 CINCINNATI N	10-3	.769	2.57	52	5	2	0	14	122.1	101	38	35	9	1	28-2	125	2	0
1965 CINCINNATI N	22-10	.688	3.79	44	39	15	2	2	263.2	222	119	111*	22	6	104-4	183	9	1
1966 CINCINNATI N	12-19	.387	5.29	41	36	7	0	0	221.0	226	135	130	35	3	78-8	154	9	2
1967 CINCINNATI N	8-11	.421	3.84	32	27	8	1	0	175.2	197	86	75	18	4	67-7	80	6	0
1968 CALIFORNIA A	9-10	.474	3.95	42	24	3	0	2	164.0	150	80	72	22	6	56-4	93	1	0
1969 CHICAGO A	0-3	.000	5.83	10	5	0	0	0	29.1	42	20	19	6	1	16-2	15	1	0
Portland	4-8	.333	4.41	16	16	5	0	0	102	106	54	50	12	3	49-3	62	3	0
1970 Tulsa	0-4	.000	6.55	7	7	0	0	0	33	42	28	24	12	0	14-0	15	0	0
1971 Birmingham	11-15	.423	3.72	28	28	11	0	0	208	192	110	86	15	3	82-5	125	6	0
A.L. TOTALS	9-13	.409	4.71	52	29	3	0	2	193.1	192	100	91	28	30	72	30	2	1
N.L. TOTALS	54-45	.545	4.13	177	111	32	3	16	810.2	775	453	422	118	7	306	647	47	1
M.L. TOTALS	63-58	.521	4.15	229	140	35	3	18	1004.0	967	553	513	146	37	378	677	49	1

Walt Hriniak Hitting Coordinator #6

Given name: Walter John Hriniak. **Opening day age:** 46, turns 47 May 22. **Born:** May 22, 1943, Natick, Mass. **Batted/threw:** Left/right. **Height/weight:** 5-11/178. **Contract Status:** In second year of multi-year contract. **Residence:** North Andover, Mass. **Family:** Married Karen Cogan, daughter Jill. **First professional contract:** Milwaukee Braves, 1961. **Major League debut:** Atlanta Braves, 1968. **Sox acquisition:** Hired as coach October 23, 1988.



Coaching Career: Completed first season as Sox' hitting instructor due to Hriniak's tutelage the team batting average of .271 was third in the American League average was also 27 points higher than the 1988 aggregate of .244 Named White Sox hitting instructor October 23, 1988 disciple of former Sox

hitting coach Charley Lau (1982-1983) spent last 12 seasons as Red Sox hitting instructor (1977-1988) Boston led American League batting average six times (1979, 1981, 1984, 1985, 1987, and 1988), runs scored twice (1981 and 1988), and home runs twice (1977 and 1979) under his tutelage long-time pupils included five-time American League batting champion Wade Boggs, and sluggers Jim Rice and Dwight Evans also doubled as first base and bullpen coach during stint in Boston managed Montreal's Lethbridge "Rookie" team in 1976 after starting year as coach at "AAA" Denver Expos' first base coach in 1974 and 1975 managed "A" Jamestown Expos in 1972 and 1973.

Playing Career: Spent parts of two seasons in major leagues played nine games as catcher for the Braves in 1968, batting .346 split 1969 campaign between Atlanta and San Diego, catching a total of 25 games with a .219 average played professionally for 13 seasons (1961-1973) originally signed by the Braves in 1961.

Personal: Runs hitting school in off-season all-scholastic shortstop, football quarterback, and hockey center as a senior at Natick, Mass. High School.

Managerial/Coaching Career

1972-1973	Manager, Jamestown, "A" New York-Penn League (Montreal Expos)
1974-1975	Coach, Montreal Expos
1976	Coach, Denver "AAA" American Association (Montreal Expos)
1976	Manager, Lethbridge, "Rookie" Pioneer League (Montreal Expos)
1977-1988	Hitting instructor, Boston Red Sox
1989-	Hitting instructor, (White Sox)

YEAR CLUB	AVG	G	AB	R	H	TB	2B	3B	HR	RBI	GW	SH	SF	HB	BB	SO	SB	CS	E
1961 Eau Claire (North)	.311	76	267	35	83	105	14	1	2	50	—	0	3	4	38	35	4	—	22
1962 Yakima (N'West)	.300	139	444	64	133	174	21	7	2	54	—	1	3	2	54	56	2	—	30
1963 Austin (Tex)	.265	117	370	47	98	126	11	4	3	45	—	1	4	2	51	50	3	—	17
1964 Austin (Tex)	.234	52	175	19	41	48	5	1	0	11	—	1	2	0	20	24	0	—	3
1965 Austin (Tex)	.107	10	28	5	3	4	1	0	0	0	—	0	0	0	4	2	0	—	0
Yakima (N'West)	.256	116	390	60	100	155	17	4	10	57	—	4	3	5	75	56	4	—	230
1966 Austin (Tex)	.235	134	455	48	107	—	16	3	0	38	—	10	0	7	53	59	2	—	4
1967 Austin (Tex)	.270	83	282	50	76	117	11	3	8	40	—	3	3	6	48	50	1	—	112
Richmond	.275	24	40	4	11	14	1	1	0	7	—	0	0	3	6	4	0	—	2
1968 Shreveport	.313	107	345	40	108	—	11	1	6	47	—	3	2	5	44	43	4	—	2
ATLANTA N	.346	9	26	0	9	—	0	0	0	3	—	0	0	0	0	3	0	—	0
1969 2 TEAMS ATLN (7G—,143); SDN (31G—,227)	—	—	—	—	—	—	—	—	—	—	—	—	—	—	—	—	—	—	—
2 TEAM TOTAL	.219	38	73	4	16	25	0	0	0	1	—	0	0	2	10	12	0	—	2
1970 Salt Lake City	.246	121	410	49	101	136	21	4	2	36	—	3	4	1	66	64	3	—	319
N.L. TOTALS	.253	47	99	4	25	25	0	0	0	4	—	0	0	2	10	15	0	—	2
M.L. TOTALS 2 YEARS	.253	47	99	4	25	25	0	0	0	4	—	0	0	2	10	15	0	—	2

Dave LaRoche Bullpen Coach #53



Given name: David Eugene LaRoche. **Opening Day age:** 41. **Born:** May 14, 1948, Colorado Springs, Colo. **Batted/threw:** Left/left. **Height/weight:** 6-2/195. **Residence:** Fort Scott, Kansas. **Family:** Married Patty Regan; daughters Nanette (January 29, 1967) and Nikki (December 29, 1970); sons Jeff (March 17, 1978), Adam (November 6, 1979) and Andy (September 13, 1983). **First professional contract:** California Angels, 1967. **Major League debut:** California Angels, 1970. **Sox acquisition:** Hired as coach December 15, 1988.

Coaching Career: Entering his second full season as the Sox bullpen coachspent the '89 off-season playing in the Senior Pro League in Florida

coached the previous five seasons in the minor leagues started his coaching career in the Yankees' organization in 1984 as a minor league pitching instructor worked in the Yankee chain through the 1986 season, serving first at Albany (1984-85) and then Ft. Lauderdale (1986) Albany won the 1984 Eastern League championship, Ft. Lauderdale the 1986 Florida State League crown in 1987 moved to the Blue Jays' organization as a pitching instructor for the Syracuse Chiefs in 1988 worked as a minor league instructor for the Mets at Kingsport in the Appalachian League spent 14 years in the major leagues, playing with the Angels, Twins, Cubs, Indians and back to the Angels before finishing with the Yankees known for his "la lob" blooper pitch member of the 1976-77 A.L. All-Star squads originally drafted as an outfielder played minor league ball in 1967-69 and part of 1970 before making his major league debut with the Angels that season his minor league career carried him from the Quad Cities to San Jose, El Paso and the Hawaiian Islanders.

Miscellaneous/Personal: Oldest son Jeff is named for Sox Manager Jeff Torborg.

Managerial/Coaching Career

- 1984 Pitching instructor, Albany, "AA" Eastern League (New York Yankees)
- 1985 Pitching instructor, Albany, "AA" Eastern League (New York Yankees)
- 1986 Pitching instructor, Ft. Lauderdale, "A" Florida State League (New York Yankees)
- 1987 Pitching instructor, Syracuse, "AAA" International League (Toronto Blue Jays)
- 1988 Pitching instructor, Kingsport, "Rookie" Appalachian League (New York Mets)
- 1989- Bullpen Coach (**White Sox**)

YEAR	CLUB	W-L	PCT.	ERA	G	GS	CG	SHO	SV	IP	H	R	ER	HR	HB	BB-I	SO	WP	BK
1968	Quad Cities (Mdw)	5-7	.417	2.36	33	5	0	0	—	84.0	76	33	22	3	2	29-6	80	6	—
1969	San Jose (Calif)	2-1	.667	3.68	11	0	0	0	1	21.0	21	11	9	2	1	8-2	19	0	0
	El Paso (Texas)	6-3	.667	2.94	33	0	0	0	8	49.0	43	16	16	4	2	25-2	46	0	0
1970	Hawaii (P. Coast)	6-0	1.000	1.24	22	1	0	0	5	58.0	31	11	8	2	0	19-3	67	4	2
	CALIFORNIA A	4-1	.800	3.42	38	0	0	0	4	50.0	41	20	19	0	4	21-6	44	1	1
1971	CALIFORNIA A	5-1	.833	2.50	56	0	0	0	9	72.0	55	21	20	3	1	27-10	63	2	0
1972	MINNESOTA A	5-7	.417	2.84	62	0	0	0	10	95.0	72	33	30	9	6	39-6	79	2	1
1973	CHICAGO N	4-1	.800	5.83	45	0	0	0	4	54.0	55	37	35	7	1	29-3	34	1	0
1974	CHICAGO N	5-6	.455	4.79	49	4	0	0	5	92.0	103	54	49	9	3	47-7	49	6	3
	Wichita (AmAsse)	1-3	.250	5.06	6	6	1	0	0	32.0	37	19	18	6	0	7-0	17	1	—
1975	CLEVELAND A	5-3	.625	2.19	61	0	0	0	17	82.1	61	26	20	5	2	57-8	94	4	0
1976	CLEVELAND A	1-4	.200	2.25	61	0	0	0	21	96.0	57	25	24	2	1	49-11	104	0	0
1977	2 TEAMS CLE	(13G—2-2); CAL (46G—6-5)																	
	TOTAL	8-7	.533	3.51	59	0	0	0	17	100.0	79	44	39	11	2	44-9	79	1	0
1978	CALIFORNIA A	10-9	.526	2.81	59	0	0	0	25	96.0	73	35	30	7	2	48-11	70	0	0
1979	CALIFORNIA A	7-11	.389	5.55	53	1	0	0	10	86.0	107	54	53	13	2	32-4	59	0	1
1980	CALIFORNIA A	3-5	.375	4.08	52	9	1	0	4	128.0	122	62	58	14	3	39-3	89	0	1
1981	NEW YORK A	4-1	.800	2.49	26	1	0	0	0	47.0	38	16	13	3	1	16-1	24	1	0
1982	NEW YORK A	4-2	.667	3.42	25	0	0	0	0	50.0	54	19	19	4	1	11-2	31	0	0
1983	NEW YORK A	0-0	—	18.00	1	0	0	0	0	1.0	2	2	2	1	0	0-0	0	0	0
	LEAGUE CHAMPIONSHIP SERIES																		
1979	CALIFORNIA A	0-0	—	6.75	1	0	0	0	0	1.1	2	1	1	—	0	1-0	1	0	0
	WORLD SERIES																		
1981	NEW YORK A	0-0	—	0.00	1	0	0	0	0	1.0	0	0	0	0	0	0-0	2	0	0
A.L. TOTALS		56-51	.523	3.28	553	11	1	0	117	903.1	761	357	327	72	25	383-71	736	12	4
N.L. TOTALS		9-7	.563	5.18	94	4	0	0	9	146.0	158	91	84	16	4	76-10	83	7	3
M.L. TOTALS 14 years		65-58	.528	3.53	647	15	1	0	126	1049.1	919	448	411	88	29	459-81	819	19	7

Comiskey Park Flashback

Baseball's first exploding scoreboard was installed by Bill Veeck in 1960. Veeck's inspiration was the pinball machine in William Saroyan's The Time of Your Life.

Joe Nossek "Eye-in-the-Sky"



Given name: Joseph Rudolph Nossek. **Opening Day age:** 49. **Born:** November 8, 1940, Cleveland, Ohio. **Batted/threw:** Right/right. **Height/weight:** 6-1/190. **Residence:** Amherst, Ohio. **Family:** Married Jean Demarco June 23, 1961; sons Scott (September 21, 1962) and Todd (July 17, 1971); daughters Liane (July 16, 1964) and Lori (July 20, 1967). **First professional contract:** Minnesota Twins, 1964. **Major League debut:** Minnesota Twins, 1964. **Sox acquisition:** Hired as "Eye-in-the-Sky" October 26, 1989.

Coaching Career: Rejoins White Sox as "Eye-in-the-Sky" served as White Sox coach from 1984-86 instructed Pale Hose hitters in 1984 moved to the first base coaching box in '85 most recently served as an advance scout for the Houston Astros during the '87-'89 seasons boasts an extensive knowledge of the American League after 24 years as a player, minor league manager and major league coach also reputed to know the art of stealing signs during his one season as a minor league manager, led Milwaukee's entry in the Midwest League (Danville) to the 1972 Midwest League ("A") championship also had coaching stints with the Milwaukee Brewers (1973-75), Minnesota Twins (1976), Cleveland Indians (1977-81) and Kansas City Royals (1982-83).

Playing career: Former all-America as a collegian at Ohio University broke into professional baseball in 1961 with the Minnesota Twins in 1964 playing career covered six years and one World Series with Minnesota in 1965 also played with Kansas City, Oakland, and St. Louis completed his playing career in 1971 after appearing in 294 big league games primarily an outfielder, Nossek also played a little third base owns a career batting average of .228

Personal: Son Scott, a pitcher, was the White Sox' 35th round draft pick of 1984's June free agent draft following his college career at the University of Arizona Scott is no longer in professional baseball.

Managerial/Coaching Career

1971	Coach, Evansville, American Association (Milwaukee Brewers)
1972	Manager, Danville, Midwest League (Milwaukee Brewers)
1973-75	Coach, Milwaukee Brewers, American League
1976	Coach, Minnesota Twins, American League
1977-81	Coach, Cleveland Indians, American League
1982-83	Coach, Kansas City Royals, American League
1984-86	Coach (White Sox)

Comiskey Park Flashback

The first home run in the new Comiskey Park was an inside-the-park shot, hit by Lee Tannehill against Detroit Tigers pitcher Bill Donovan on July 31, 1910. The homer was also a grand slam.

Glen Rosenbaum Traveling Secretary

Given name: Glen Otis Rosenbaum. **Nickname:** "Rosey."
Opening Day age: 53, turns 54 June 14. **Born:** June 14, 1936,
Union Mills, Ind. **Batted/threw:** Right/right. **Residence:**
Union Mills, Ind. **Family:** Married Shirley Liggett; son Scott
(August 26, 1961). **Sox acquisition:** Hired as a batting practice
pitcher in 1968.



This season "Rosey" will serve only as the club's traveling secretary since off-season shoulder surgery will not allow him to serve as club's batting practice pitcher Rosey had served as the club's traveling secretary, batting practice pitcher and a coach over the years 1990 marks his 32nd season in professional baseball selected as batting practice pitcher for the American League All-Star team in July 1983 also in 1983, was voted the best batting practice pitcher in the majors in a *Sports Illustrated* poll of major league hitters winning pitcher in the White Sox' 1984 13-10 exhibition game victory over their "AAA" affiliate at Denver June 11 pitched professionally for 11 years, beginning in 1955 when he signed with the White Sox organization during his first five seasons, all as a starter, compiled a 64-21 record owned a 98-42 composite minor league career record never made it to the major leagues as a player joined the parent White Sox as their batting practice pitcher in 1968 added the traveling secretary duties in 1976 also served as a Pale Hose coach under manager Chuck Tanner in 1974 and '75 returned as a coach again in 1986 under managers Tony La Russa and Jim Fregosi enjoys jogging and hunting a native of Union Mills, Ind., "Rosey" still makes his home in the small community in northern Indiana and makes the 130-mile round-trip trek to Comiskey Park each day.

Managerial/Coaching Career

1974-75 Coach (*White Sox*)

1986-88 Coach (*White Sox*)

Herm Schneider Head Trainer

Given name: Herman Jack Schneider. **Opening Day age:**
37, turns 38 April 4. **Born:** April 4, 1952, Amsterdam,
Holland. **Residence:** Naperville, Ill. **Family:** Married Janet
Fasolino; son Daniel Joseph (November 6, 1983) and daughter
Caitlin Christine (December 8, 1986). **Sox acquisition:**
Hired as head trainer prior to the 1979 season.



Entering 12th season as White Sox trainer former assistant trainer for the New York Yankees during their World Series championship seasons of 1977 and '78 joined the Yankees' organization in 1970 and was assigned to their Ft. Lauderdale club in the "A" Florida State League in 1972, Schneider was promoted to the "AA" West Haven (Conn.) franchise from 1973-76, Schneider served as trainer of the Yankees' "AAA" club at Syracuse, N.Y. was the trainer for the 1988 major league All-Star team on tour in Japan as well as the trainer for the 1983 American League all-star team also worked the winter league circuit for nine years as head trainer for Ponce in the Puerto Rican Winter League attended Monroe Community College in Rochester, N.Y. where he was raised and later earned his bachelor's degree in sports medicine from the State University of New York in 1975 as an undergraduate, Schneider worked as assistant trainer and equipment manager for the Rochester Red Wings, Baltimore's "AAA" affiliate in the International League born in Amsterdam, Holland, Schneider moved to the United States and upstate New York as a child carries dual citizenships Schneider and his family reside in west suburban Naperville.

Mark Anderson Assistant Trainer

Given name: Mark Thomas Anderson. **Nickname:** "Pride."
Opening Day age: 30, turns 31 April 15. **Born:** April 15, 1959, Holdrege, Neb. **Residence:** Chicago, Ill. **Family:** Single. **Sox acquisition:** Hired as assistant trainer prior to the 1986 season.

Entering fifth season as assistant to trainer Herm Schneider certified member of the National Athletic Trainers' Association (NATA) 1982 U. of Nebraska graduate where he was a student trainer for football and baseball five-year organizational trainer in the Toronto system started at Bradenton, Fla. of the Gulf Coast League in 1981 spent the next three seasons at Florence of the South Atlantic League moved to Knoxville, of the Southern League in 1985 assists Schneider in all other facets of the training room operation travels with the White Sox.



Willie Thompson Clubhouse Manager

Given name: Willie B. Thompson. **Nicknames:** "Chicken Willie," "Bulldog." **Opening Day age:** 51, turns 52 April 10. **Born:** April 10, 1938, Austin, Tex. **Residence:** Chicago, Ill. **Family:** Son Willie, Jr. (December 7, 1965) and daughter Erika (May 27, 1970). **Sox acquisition:** Hired prior to start of 1980 season.

Thompson handles all White Sox equipment, runs the home clubhouse at Comiskey Park, and travels with the club to oversee the transit of the equipment

Thompson also keeps the clubhouse atmosphere loose with his unique personality the owner of the most contagious personality, sense of humor, and laugh in the White Sox organization owns and offers a vocabulary all his own seldom refers to anyone by their proper name acquired the nickname "Chicken Willie" for his love of that food physical appearance led to another moniker, "Bulldog" began his professional baseball career in 1959 with the Pittsburgh Pirates' organization joined the White Sox organization in 1974 at Knoxville (Tenn.) of the "AA" Southern League crossed paths with former White Sox manager Tony La Russa at Knoxville in 1978.




Steve Odgers Strength and Conditioning Coach

Given name: Steven Odgers. **Opening Day age:** 28. **Born:** November 9, 1961, Inglewood, Calif. **Residence:** Laguna Niguel, Calif. **Family:** Single. **Sox acquisition:** Hired as Strength and Conditioning Coach prior to the 1990 season..


In first season as strength and conditioning coach served as assistant to Vern Gambetta, director of conditioning for the White Sox system, in 1988-89 named strength and conditioning coach for the major league club following the January 1990 departure of four-year incumbent Tim Wilson, who returned to the University of Nevada/Las Vegas as head strength and conditioning coach sixth-ranked U.S. decathlete in 1989 finished 11th at the U.S. Olympic Trials in 1988 has a decathlon personal-best score of 7,991 worked from 1986-88 as director of STARR Performance at the Sports Trauma and Athletic Rehabilitation Institute in Fountain Valley, Calif. was speed development consultant for Oakland in Instructional League in 1986 from 1985-86 was with Vermeil's Sports and Fitness, hired by the White Sox and Chicago Bulls to oversee physical fitness programs TAC Certified Level I track and field coach (1985) 1985 graduate of University of California/Irvine, where he received a B.A. in social ecology also attended Orange Coast College.

PLAYERS



Southpaw Greg Hibbard led all Sox starters with a team-low 3.21 ERA.

Daryl Boston Outfielder/#8



Given name: Daryl Lamont Boston. **Age:** 27. **Born:** January 4, 1963, Cincinnati, Ohio. **Bats/throws:** Left/left. **Height/weight:** 6-3/193. **Major league tenure:** Four years, 47 days. **Residence:** Cincinnati, Ohio. **Contract status:** Signed thru 1990. **Family:** Single. **First pro contract:** White Sox. **Major league debut:** May 13, 1984 with the White Sox (vs. Texas). **Sox acquisition:** Selected in first round (seventh player in nation), June 1981 free agent draft.

1989: Made 54 starts for the Pale Hose in '89 platooned in right and left field used as pinchhitter and pinchrunner on various occasions led Sox in pinch hit appearances with 16 was 4-for-16, a .250 average, with one home run and three RBI stole seven bases in nine attempts knocked second career grand slam September 1 at Comiskey Park off Orioles' Bob Milacki also added season game-high four ribbies on that date matched career-high three-hit game August 20 versus Texas closed out season with .252 average recorded five home runs and 23 runs-batted-in made 101 appearances recorded 15 multihit games tagged season career-high fourth triple September 2 versus Baltimore closed out campaign over last 19 games by batting .302 (19 for 43) with two homers and seven RBI.

Major League Highlights: Has appeared with the Sox in each of the last six seasons and completed his second full major league campaign in 1989. **1988:** First complete major league season notched career highs with 15 home runs and 31 RBI one home run every 18.7 at bats was second best ratio on club behind Carlton Fisk's 13.3 29 of Boston's 61 hits (15 homers, 12 doubles, 2 triples) went for extra bases 22 of his 31 RBI came on the 15 home runs belted first career grand slam homer June 26 at Texas collected four homers in a seven-game stretch May 8-17 matched career best with a pair of three-hit games (August 5 in the second game at California and August 22 at Toronto) hit 15th and final home run at Detroit August 18 and collected just two more RBI the rest of the way logged the Sox' only pinch-hit homer, a two-run shot versus Boston at Comiskey Park in the nightcap of a doubleheader July 8 homered in three consecutive games July 8 (second game) and 9 (both games). **1987:** Opened the season with the Sox and remained at the major league level until being outrighted to "AAA" Hawaii August 5 returned to Sox September 2 and stayed for the rest of the campaign hitting just .232 at the time of his demotion in August, finished strong in September/October and raised his final batting mark to .258 hit .377 after his return with two homers and nine RBI six straight multiple-hit games with two "dingers" and seven RBI after his return to Sox made starts in center field with right-handed hitting Gary Redus through May 17 majority of remaining starts in left field against opposing right-handers notched first career two-homer game June 20 in a Sox victory at Minnesota longest hitting streak of the season was a nine-game skein May 23-June 3 hit .321 at Comiskey Park but only .195 on the road continued career success against Red Sox, rapping nine hits in 22 at bats for a .409 mark. **1986:** Spent the season's first four months at "AAA" Buffalo of the American Association before being recalled by parent Sox July 30 batted .303 with five homers and 41 RBI in 96 games at Buffalo good on 37 of 47 stolen base attempts hot bat when he first joined the Sox, compiling a 13-game hitting streak in mid-August and hitting .333 for the month the hitting skein matched earlier efforts by Carlton Fisk and John Cangelosi for the longest on the squad in '86 it was also Boston's major league best slumped to a .196 mark in September and October and finished the season with a .266 batting average tied for sixth on the club with 11 doubles in just 199 at bats knocked in a career-high four RBI at Milwaukee August 8 collected 14 RBI in his first 13 games with the Sox. **1985:** Opened the season

as the club's regular center fielder but a batting slump prompted his option to "AAA" Buffalo June 30 recalled September 1 and finished the season with the Sox started the season on a good note, hitting safely in his first four games with three two-hit games (7-14, .500), three doubles, a triple and three RBI belted first major league home run May 19 in Chicago off Texas' Charlie Hough also recorded his first major league hit off Hough May 13, 1984 hit safely in six of his first seven games with at bats after his recall (9-23, .391). **1984:** Made his major league debut May 13 an auspicious one by tripling off Hough in his first big league at bat followed with two consecutive singles before striking out in fourth trip, leaving him just one hit short of the major league and White Sox record for consecutive hits at the start of a major league career added a stolen base for good measure in his debut recalled by the parent White Sox three times from "AAA" Denver appeared in 35 White Sox games enjoyed a banner year at Denver (see below).

Minor League Highlights: Progressed through the White Sox farm system, reaching the major leagues in 1984 after stops at the "Rookie," "A," "AA," and "AAA" levels was a Midwest League all-star in 1982 in 1983, despite being promoted from "AA" to "AAA" in the final few weeks of the season, still finished second on the Glens Falls ("AA") squad with 18 home runs and was fourth in RBI with 50 at the end of the '83 campaign, he was dubbed one of the top 10 major league prospects in the Eastern League by *Baseball America* he was accorded the same honor in '84 as an American Association player that year at Denver, hit .312 and stole 40 bases in 127 games his average was fourth best in the American Association and he led the loop with 19 triples, the most recorded in that league in 19 yearsn earned American Association rookie-of-the-year honors.

Miscellaneous/Personal: Selected by *Woman Magazine* as one of the six sexiest men in baseball was selected by the White Sox as their first-round pick (seventh choice overall) in the June 1981 free agent draft the choice made him the highest drafted player from the Cincinnati area since White Sox pitcher Richard Dotson was selected seventh in the nation by California in 1977 graduated from Woodward High in Cincinnati after a stellar prep career as a pitcher and football quarterback heavily recruited football player father Henry was manager of the Cincinnati Tigers semi-professional baseball team at one time that team's star player was outfielder Dave Parker owns an excellent impersonation of singer Stevie Wonder.

YEAR CLUB	AVG	G	AB	R	H	TB	2B	3B	HR	RBI	SH	SF	HB	BB	SO	SB	CS	E
1981 Sarasota	.291	56	189	30	55	70	6	3	1	30	4	1	0	16	45	12	3	3
1982 Appleton	.279	139	512	86	143	225	19	9	15	77	9	4	2	44	147	28	13	10
1983 Glens Falls	.239	113	435	65	104	175	15	1	18	50	4	4	3	51	133	21	13	13
1983 Denver	.255	14	51	11	13	25	4	1	2	7	0	0	0	7	14	0	0	4
1984 Denver	.312	127	471	94	147	251	21	19*	15	82	1	11	2	65	82	40	17	10
WHITE SOX	.169	35	83	8	14	19	3	1	0	3	0	0	0	4	20	6	0	6
1985 WHITE SOX	.228	95	232	20	53	77	13	1	3	15	1	1	0	14	44	8	6	2
Buffalo	.271	63	240	45	65	109	12	1	10	35	2	2	4	33	48	16	5	3
1986 Buffalo	.303	96	360	56	109	146	16	3	5	41	5	3	1	42	45	37	10	5
WHITE SOX	.266	56	199	29	53	85	11	3	5	22	3	1	0	21	33	9	5	5
1987 WHITE SOX	.258	103	337	51	87	142	21	2	10	29	4	3	0	25	68	12	6	2
Hawaii	.299	21	77	14	23	41	3	0	5	13	0	0	1	10	10	10	0	0
1988 WHITE SOX	.217	105	281	37	61	122	12	2	15	31	2	1	0	21	44	9	3	1
1989 WHITE SOX	.252	101	218	34	55	81	3	4	5	23	4	1	0	24	31	7	2	4
A.L. TOTALS	.239	495	1350	179	323	526	63	13	38	123	14	7	0	109	240	51	22	27
M.L. TOTALS	.239	495	1350	179	323	526	63	13	38	123	14	7	0	109	240	51	22	27

Last HR: 9/8/89 @ Det.

Last Grand Slam: 9/11/88 vs. Balt. (Career: 2)


(Daryl Boston continued)

BATTER'S STATISTICAL BREAKDOWN

CLUB	1989						CAREER					
	AVG	G	AB	H	HR	RBI	AVG	G	AB	H	HR	RBI
California	.462	6	13	6	0	0	.213	47	150	32	1	5
Kansas City	.333	10	18	6	0	0	.231	45	104	24	0	4
Minnesota	.125	4	8	1	0	0	.222	38	90	20	5	10
Oakland	.150	9	20	3	0	1	.206	53	131	27	2	5
Seattle	.231	10	26	6	0	3	.238	44	122	29	3	16
Texas	.250	7	12	3	1	2	.265	38	113	30	5	17
vs. West	.258	46	97	25	1	6	.228	265	710	162	16	57
Baltimore	.231	7	13	3	1	4	.221	30	95	21	4	11
Boston	.121	12	33	4	0	0	.284	34	102	29	4	8
Cleveland	.222	6	9	2	1	4	.288	30	73	21	3	9
Detroit	.250	10	16	4	1	3	.206	40	102	21	4	13
Milwaukee	.321	8	28	9	0	2	.277	36	112	31	4	14
New York	.400	7	10	4	1	4	.222	27	63	14	2	6
Toronto	.333	5	12	4	0	0	.237	33	93	22	1	3
vs. East	.248	55	121	30	4	17	.248	230	640	159	22	64
1989 totals/lifetime	.252	101	218	55	5	23	.239	495	1350	323	38	123
Home	.289	49	114	33	3	12						
Road	.212	52	104	22	2	11						
1st Half	.247	54	93	23	2	11						
2nd Half	.256	47	125	32	3	12						
April	.219	17	32	7	0	2						
May	.417	16	23	5	0	0						
June	.250	15	28	7	2	9						
July	.267	17	45	12	0	2						
August	.286	16	42	12	1	2						
Sept.-Oct.	.250	20	48	12	2	8						

BOSTON'S CAREER GAME HIGHS
 HITS: 3 (14 times, last 8/20/89 vs. Tex.)
 HRs: 2 (6/20/87 @ Minn.)
 RBI: 4 (four times, last 9/1/89 vs. Balt.)

Ivan Calderon Outfielder/#22



Given name: Ivan Calderon (Perez). **Age:** 28. **Born:** March 19, 1962, Fajardo, Puerto Rico. **Bats/throws:** Right/right. **Height/weight:** 6-1/221. **Major league tenure:** Four years, 159 days. **Residence:** Luiza, Puerto Rico. **Contract status:** Signed thru 1990. **Family:** Married Maribel; son Ivan, Jr. and daughter Belmari. First pro contract: Seattle Mariners; signed as a free agent July 30, 1979. **Major league debut:** August 10, 1984 with Seattle (vs. Minnesota). **Sox acquisition:** Obtained from Seattle as player to be named later in trade for catcher Scott Bradley June 26, 1986.

1989: Led ChiSox in virtually every offensive category totalled 622 at-bats, 83 runs, a career-high 178 hits, 34 doubles and nine triples led Sox with 14 home runs and career-high 87 RBI topped team with 54 multihit games and tied Dave Gallagher for second-longest hitting streak at 14 games (May 5-21) banged first career grand slam off Oakland's Rick Honeycutt on April 8 at the Oakland Coliseum had fourth four-hit contest of career on August 11 at Seattle, scoring four runs and rapping two doubles had string of five consecutive games in which he registered an RBI (May 9-14) was 17-42 .405 in '89 against Milwaukee with three home runs and 11 RBI in 11 contests collected 51 of team-high 87 RBI in first half of season finished fourth in A.L.'s Top Road Hitters with a .318 average led A.L. Road Hitters with 54 runs scored, 107 hits and 168 total bases in August produced best monthly numbers of season with 29 games played, 112 at bats, 35 hits, 14 RBI and .313 average finished second half of campaign with .300 average, 79 hits and 36 RBI.

Major League Highlights: Has been one of the most productive offensive members of the Sox two of past three seasons. **1988:** Season ended in late July when his chronic left shoulder was surgically repaired by noted Los Angeles surgeon Dr. Frank Jobe injuries marred his season also spent two weeks

on the disabled list in early July with a pulled muscle in his rib cage despite the shortened season, Calderon was fourth on the squad with 14 home runs with all 14 coming by June 13 was among the league's leaders in home runs in April with six and had collected 8 by May 4 enjoyed a 12-game hitting streak April 9-23 (12-44) with five home runs and 11 RBI legged out an inside-the-park homer May 27 at Toronto, the Sox' lone such homer in '88 eight of his first 19 1988 hits were home runs. **1987:** An outstanding season in his first full year with the White Sox just his second full big league season topped the White Sox in 10 offensive categories, including his team-high .293 batting average and 28 home runs did not hit his first home run until his 15th game April 26 at Comiskey Park versus Toronto just four homers and eight RBI through 31 games May 15 suffered severe right ankle sprain in game versus Texas at home May 15 and was placed on the 15-day disabled list celebrated his return from the DL May 31 with a pair of three-run homers in his first two at bats versus Boston at Comiskey Park it was Ivan's first career two-homer game and the six RBI were the most in one game by a Sox player in '87 homered and drove in a pair of runs the next night at Texas (June 1) and drove in three more runs in the next two games at Arlington to give him 11 RBI in a four-game span collected 21 RBI and hit .283 in the month of June went on another offensive binge in mid-July with three homers and 10 RBI in a seven-game stretch from July 17-24 made one of the most spectacular catches of the 1987 major league baseball season at Detroit when he scaled the scoreboard along the left-field wall at Tiger Stadium to rob Alan Trammell of a certain home run July 27 enjoyed his second two-homer game of the year August 19 at Comiskey Park, once again versus Boston hits in seven of 11 1987 Comiskey Park at bats versus Boston pitching and four of the seven safeties were homers connected for his third two-homer game of the year at Oakland September 27 twice matched his career high with four hits in one game (May 31 vs. Boston and September 20 vs. Seattle) owned a pair of nine-game hitting streaks (June 26-July 5 and August 2-11). **1986:** Played with four different clubs, two in the major leagues (Seattle and the White Sox) and two at the "AAA" level (Calgary and Buffalo) opened the year as Seattle's starting right fielder and hit .237 in 37 games with two homers and 13 RBI optioned to Calgary in May sent to Sox in June in exchange for catcher Scott Bradley reported to Buffalo and his contract was purchased by the Sox July 22 appeared in eight games with four starts before being optioned back to Buffalo August 12 to make room on the Sox' 24-man roster for pitcher Steve Carlton was batting .188 (3-16) when optioned recalled from Buffalo September 2 when rosters expanded made four starts as a designated hitter and logged seven hits in 17 at bats after recall enjoyed a four-hit day at Oakland September 24, the first of his career. **1985:** Considered a candidate for American League rookie-of-the-year honors until his season was cut short with a hand injury August 9 used primarily as a spot starter and pinch-hitter in April and earned regular spot in lineup in mid-May responded to regular play with four homers and seven RBI in an eight-game stretch back-to-back three-hit games July 4 and 5 against Milwaukee raised his average to a season-high .299 homered in consecutive games May 24 and 25 versus Detroit. **1984:** Recalled by Seattle August 10 went 0-3 in his major league debut August 10 versus Minnesota.....placed on the 15-day disabled list August 26 with an injury to his left wrist.

Minor League Highlights: Made quick adjustment to pro ball, batting .318 for Bellingham in 1980 led the Northwest League with nine triples hit .306 in 1981 at Wausau of the "A" Midwest League with 20 homers and 62 RBI made the Midwest League all-star team in 1982 after pacing Wausau with 24 homers (tied for fifth in league), 89 RBI (sixth in league) and 236 total bases (fourth in league) spent the entire 1983 campaign at "AA" Chattanooga where he led the Southern League in hitting with a .311 mark and triples with 15 tied for league honors with 170 hits and 267 total bases played 25 games at third base in addition to regular outfield duties experimented at third and shortstop in fall instructional leagues made jump to "AAA" in 1984 and was the leading hitter at Salt Lake City with a .365 average had four homers and

(Ivan Calderon continued)

45 RBI at the time of his recall by the Mariners hit .333 in 24 games at "AAA" Calgary during short stop in 1986.

Miscellaneous/Personal: Native of Puerto Rico still resides there in the off season played baseball and volleyball at Madiana Alta Intermediate School in Luiza, Puerto Rico.

YEAR CLUB	AVG	G	AB	R	H	TB	2B	3B	HR	RBI	SH	SF	HB	BB	SO	SB	CS	E
1980 Bellingham	.318	57	195	44	62	99	7	9	4	32	0	3	1	15	41	7	2	7
1981 Wausau	.306	117	402	79	123	204	19	1	20	62	2	2	4	39	96	26	12	6
1982 Wausau	.286	126	461	91	132	236	22	5	24	89	4	2	3	45	90	26	15	45
1983 Chattanooga	.311*	139	546	92	170	267	34	15	11	80	2	4	3	34	70	25	13	23
1984 Salt Lake	.365	66	255	61	93	130	7	9	4	45	1	3	1	21	32	18	6	8
SEATTLE	.208	11	24	2	5	9	1	0	1	1	0	0	0	2	5	1	0	0
1985 SEATTLE	.286	67	210	37	60	108	16	4	8	28	1	1	2	19	45	4	2	2
1986 SEATTLE	.237	37	131	13	31	42	5	0	2	13	0	0	1	6	33	3	1	4
Calgary	.333	24	81	17	27	39	3	0	3	18	0	3	0	15	8	5	1	0
Buffalo	.219	27	105	11	23	47	9	0	5	22	0	2	2	9	28	0	0	5
WHITE SOX	.303	13	33	3	10	14	2	1	0	2	0	0	0	3	6	0	0	1
1987 WHITE SOX	.293	144	542	93	159	285	38	2	28	83	0	4	1	60	109	10	5	5
1988 WHITE SOX	.212	73	264	40	56	112	14	0	14	35	0	3	0	34	66	4	4	7
1989 WHITE SOX	.286	157	622	83	178	272	34	9	14	87	2	6	3	43	94	7	1	9
A.L. TOTALS	.273	502	1821	271	497	593	110	16	67	248	3	14	7	167	358	29	13	28
M.L. TOTALS	.273	502	1821	271	497	593	110	16	67	248	3	14	7	167	358	29	13	28

Last HR: 9/12/89 @ Balt.

Last grand slam: 4/8/89 @ Oak. (Career: 1)

BATTER'S STATISTICAL BREAKDOWN

CLUB	1989						CAREER					
	AVG	G	AB	H	HR	RBI	AVG	G	AB	H	HR	RBI
California	.152	13	46	7	1	4	.205	—	151	31	4	16
Kansas City	.260	12	50	13	0	5	.261	—	115	30	3	13
Minnesota	.245	13	53	13	1	9	.234	—	175	41	3	21
Oakland	.377	13	53	20	1	6	.303	—	152	46	8	26
Seattle	.239	12	46	11	0	4	.293	—	123	36	3	12
Texas	.327	13	55	18	1	6	.317	—	139	44	5	20
vs. West	.271	76	303	82	4	34	.267*	—	855*	228*	26*	108*
Baltimore	.192	12	52	10	2	8	.252	—	143	36	9	24
Boston	.295	12	44	13	2	9	.244	—	135	33	8	25
Cleveland	.325	11	40	13	0	6	.291	—	103	30	2	13
Detroit	.367	12	49	18	3	9	.298	—	124	37	8	18
Milwaukee	.405	11	42	17	3	11	.391	—	151	59	6	28
New York	.349	11	43	15	0	8	.250	—	160	40	3	21
Toronto	.204	12	49	10	0	2	.227	—	150	34	5	11
vs. East	.301	81	319	96	10	53	.278	—	966	269	41	140
1989 totals/lifetime	.286	157	622	178	14	87	.273*	—	1821*	497*	67*	248*
Home	.248	76	286	71	2	34						
Road	.318	81	336	107	12	53						
1st Half	.275	86	359	99	10	51						
2nd Half	.300	71	263	79	4	36						
April	.216	23	88	19	2	11						
May	.324	27	108	35	4	16						
June	.294	28	109	32	4	17						
July	.295	22	95	28	1	14						
August	.313	29	112	35	1	14						
Sept.-Oct.	.264	28	110	29	2	15						

CALDERON'S CAREER GAME HIGHS
 HITS: 4 (four times, last 8/11/89 at Sea.)
 HRs: 2 (three times, last 9/27/87 @ Oak.)
 RBI: 6 (5/31/87 vs. Bos.)

*Includes totals vs. White Sox

COMISKEY PARK FLASHBACK

In a game played on June 9, 1947 in Comiskey Park, an angry fan held up play for nearly a half-hour while he argued a point with an umpire. The Sox went on to defeat the New York Yankees 9-8 in 10 innings.

John Davis Pitcher/#31



Given name: John Kirk Davis. **Age:** 27. **Born:** January 5, 1963, Chicago, Ill. **Bats/throws:** Right/right. **Height/weight:** 6-7/215. **Major league tenure:** One year, 80 days. **Residence:** Northridge, Calif. **Contract status:** Signed through 1990. **Family:** Married Misty Dean. **First pro contract:** Kansas City; selected in seventh round, June 1981 free agent draft. **Major league debut:** July 24, 1987 with Kansas City (at Baltimore). **Sox acquisition:** Obtained with pitchers Melido Perez, Chuck Mount and Greg Hibbard in exchange for pitcher Floyd Bannister and infielder Dave Cochrane December 10, 1987.

1989: Started season at "AAA" Vancouver where he posted a 4-3 ledger with a 2.37 ERA, third lowest on the staff made 35 appearances in relief, finished 27 games, recorded 11 saves, yielded 13 earned runs and struck out 57 tossed 49.1 innings, third most among relievers on staff had contract purchased on June 19 made first ChiSox appearance on June 20 at New York, hurled 4.0 frames, yielded two earned runs, matched career-high four strikeouts picked up fourth career save pitched in three other contests before being outrighted to Vancouver on July 16.

Major League Highlights: Has struck out four batters in a contest six times, last time against Yankees at New York on June 20, 1989 has compiled a 7-7 record with four saves in three stints in major leagues. **1988:** Jumped back and forth between the Sox and Vancouver but managed 34 appearances, 33 in relief, with the parent club only three hurlers (Bobby Thigpen, Rick Horton, and Bill Long) took the mound more often season-ending numbers showed just a 2-5 record and 6.64 ERA primarily a setup man, claimed just one save (May 1 versus Baltimore in Chicago) effective in the early part of the season, posting a 1-1 record, the one save, and a 1.80 ERA in his first 12 appearances (through May 7) struggled in the next month and saw his ERA rise to 5.73 before being outrighted to Vancouver June 4 came back to the Sox July 7 and earned a win over Boston July 8 in his first appearance effective for most of July but three poor outings at the end of the month spelled his return to Vancouver August 1 final trip back to the Sox came August 16 and he concluded the season with the parent club homer allowed April 12 to California's Jack Howell at Anaheim was the first of Davis' big league career which had reached 48.0 inningsused as a last-minute starter May 25 against Cleveland when scheduled starter Jerry Reuss was stricken with the flu. **1987:** Split his season between "AAA" Omaha of the American Association and Kansas City joined the Royals in July and made his big league debut July 24 at Baltimore made a total of 27 relief appearances with the Royals and owned a 5-2 record, 2.27 ERA and two saves won his first three major league decisions first win came August 9 at Boston with 6.2 innings of three-hit relief in an 8-3 win over the Red Sox struck out four, his season high, and walked none in that first win it was also the longest stint of his rookie season added wins August 17 at Texas and August 27 at Kansas City versus Texas to push his record to 3-0 with a 1.25 ERA had allowed just three earned runs in 21.2 innings at that point first big league loss came at the hands of the White Sox September 6 in an 11-inning game at Royals Stadium dropped another game September 10 at Oakland but won his final two verdicts September 17 at home versus California and September 26 at Minnesota first save came August 19 at Texas and second occurred September 8 at California allowed no more than two earned runs in any one outing and gave up as many as two just twice did not give up a home run in his 43.2 innings.

(John Davis continued)

Minor League Highlights: Drafted by the Royals in June 1981, Davis worked his way through their system before reaching the big leagues in 1987 first pro season at "Rookie" Sarasota in '81 where he went 2-2 in 10 outings compiled a fine 7-1 record as a starter at "Rookie" Butte of the Pioneer League in '82 but his ERA stood at 6.14 after three successive losing seasons as a starter ('83-'85), Davis was moved to the bullpen in '86 spent most of that season at "AA" Memphis but was promoted to "AAA" Omaha to assist that club in its playoff drive relieved in all but five of his 41 outings at Memphis and posted eight saves, second most on the Chicks' staff compiled a 4-3 record and 2.66 ERA in 43 games at "AAA" Omaha in 1987 prior to his major league debut with the Royals notched seven saves and recorded 44 strikeouts in just 50.2 innings stood 1-0 with five saves and a 3.18 ERA in 15 relief appearances at "AAA" Vancouver in '88.

Miscellaneous/Personal: A 1981 graduate of Centennial High School in Pueblo, Colo., where he lettered in baseball and basketball helped lead the basketball squad to an undefeated season and was twice named to the all-South Central League squadan all-Colorado selection in both sports also played American Legion baseball his father, Millard Davis, played professional basketball with the St. Louis Hawks of the National Basketball Association in 1957-58.


YEAR CLUB	W-L	PCT.	ERA	G	SC	CG	SHO	SV	IP	H	R	ER	HR	HB	BB-I	SO	WP	BK
1981 Sarasota	2-2	.500	5.10	10	4	0	0	0	30.0	28	21	17	0	0	23-1	13	1	0
1982 Butte	7-1	.875	6.14	14	14	2	0	0	80.2	100	62	55	4	2	37-2	38	12	1
1983 Charleston	5-6	.455	6.58	20	11	4	1	0	78.0	104	64	57	5	1	40-0	48	7	0
1984 Fort Myers	7-11	.389	4.53	25	25	5	0	0	153.0	170	91	77	9	6	70-3	84	8	1
1985 Memphis	6-15	.286	5.39	27	27	4	0	0	160.1	186	113	96	13	11	75-4	103	7	2
1986 Memphis	6-6	.500	4.69	41	5	0	0	8	111.1	99	63	58	9	4	69-4	70	6	0
Omaha	0-0	.000	4.50	2	0	0	0	1	2.0	2	1	1	0	1	1-0	1	0	0
1987 Omaha	4-3	.571	2.66	43	0	0	0	7	50.2	34	16	15	2	2	27-5	44	4	1
KANSAS CITY	5-2	.714	2.27	27	0	0	0	2	43.2	29	13	11	0	2	26-4	24	2	0
1988 WHITE SOX	2-5	.286	6.64	34	1	0	0	1	63.2	77	58	47	5	4	50-10	37	6	3
Vancouver	1-0	.1000	3.18	15	0	0	0	5	17.0	14	7	6	0	0	4-0	9	1	0
1989 Vancouver	4-3	.571	2.37	35	0	0	0	11	49.1	33	24	13	2	3	33-2	57	8	1
WHITE SOX	0-1	.1000	4.50	4	0	0	0	1	6.0	5	5	3	2	0	2-0	5	0	0
A.L. TOTALS	7-8	.467	4.84	65	1	0	0	4	113.1	111	75	61	7	6	78-14	66	8	3
M.L. TOTALS	7-8	.467	4.84	65	1	0	0	4	113.1	111	75	61	7	6	78-14	66	8	3

PITCHER'S STATISTICAL BREAKDOWN

CLUB	1989						CAREER					
	ERA	W-L	SV	IP	ER	SO	ERA	W-L	SV	IP	ER	SO
California	—	—	—	—	—	—	8.38	1-1	1	9.2	9	8
Kansas City	0.00	0-1	0	0.0	1	0	13.50	0-1	0	2.0	3	4
Minnesota	—	—	—	—	—	—	7.11	1-0	0	6.1	5	1
Oakland	—	—	—	—	—	—	1.64	0-2	0	11.0	2	5
Seattle	—	—	—	—	—	—	3.68	1-0	0	7.1	3	5
Texas	0.00	0-0	0	1.0	0	1	5.40	2-0	1	8.1	5	4
vs. West	9.00	0-1	0	1.0	1	1	5.47*	5-5*	2	49.1*	3.0*	31*
Baltimore	—	—	—	—	—	—	2.70	0-0	1	6.2	2	4
Boston	—	—	—	—	—	—	1.08	2-1	0	16.2	2	10
Cleveland	—	—	—	—	—	—	7.50	0-1	0	6.0	5	4
Detroit	—	—	—	—	—	—	6.32	0-1	0	15.2	11	6
Milwaukee	0.00	0-0	0	1.0	0	0	3.00	0-0	0	3.0	1	0
New York	4.50	0-0	1	4.0	2	4	4.91	0-0	1	14.2	8	9
Toronto	—	—	—	—	—	—	13.50	0-0	0	1.1	2	2
vs. East	3.60	0-0	1	5.0	2	4	4.36	2-3	2	64.0	31	35
1989 totals/lifetime	4.50	0-1	1	6.0	3	5	4.84*	7-8*	4	113.1*	61*	66*
Home	0.00	0-0	0	1.0	0	1	DAVIS'S CAREER GAME HIGHS Ks: 4 (six times, last 6/20/89 at N.Y.) LONGEST WIN STREAK: 3 Games					
Road	5.40	0-1	1	5.0	3	4						
1st Half	4.50	0-1	1	6.0	3	5						
2nd Half	—	—	—	—	—	—						
April	—	—	—	—	—	—						
May	—	—	—	—	—	—						
June	3.00	0-0	1	6.0	2	5						
July	0.00	0-1	0	0.0	1	0						
August	—	—	—	—	—	—						
Sept.-Oct.	—	—	—	—	—	—						

* Includes totals vs. White Sox

Carlton Fisk Catcher/#72



Given name: Carlton Ernest Fisk. **Nickname:** "Pudge." Age: 42. **Born:** December 26, 1947, Bellow Falls, Vt. **Bats/throws:** Right/right. **Height/weight:** 6-2/223. **Major league tenure:** Eighteen years, 54 days. **Residence:** Lockport, Ill. **Contract status:** Signed through 1991. **Family:** Married Linda Foust; daughter Carlyn (September 26, 1970), son Casey (February 20, 1972) and daughter Courtney (February 18, 1976). **First pro contract:** Boston Red Sox; selected first round (fourth player in nation), January 1967 free agent draft. **Major league debut:** September 18, 1969 with Boston (vs. Baltimore). **Sox acquisition:** Signed as a free agent March 10, 1981.

1989: Future Hall of Famer in his 18th season continued to surpass records of the game's past legends for the second consecutive season had an injury-plagued year suffered broken right hand April 10 at Seattle fracture occurred over spot of same break that idled him in 1988 had a metal plate inserted to protect broken bone which sidelined him for 44 games (April 11- June 2) placed on DL 4/11; moved from 15-day DL to 21-day DL April 28 activated on May 31 despite injury once again posted some outstanding numbers started season with two home runs in first three contests at California on June 21 at New York, hit his 307th home run as a catcher, passing former Yankee Yogi Berra as the American League's all-time receiver leader reached another milestone versus New York on July 17, rapping his 2,000th career hit No. 2,000 came at the expense of Dave LaPoint has 2,063 career hits delivered 13 home runs in '89 now trails all time home run leader Harold Baines (186) with 174 ChiSox homers posted .563 average with two home runs and eight RBI versus Yankees at Comiskey Park hit .343 in 49 games caught 86 games, made 98 starts posted 13-game hitting streak August 9-23 over period was 18-54 .333 with eight RBI and two home runs hit .326 in June with 17 RBI hit 26th career home run against Red Sox on July 21 at Boston, an eighth-inning shot that gave Sox a 1-0 win registered season high four-hit games on June 19 versus Boston and August 5 versus Detroit on three occasions recorded four RBI July 19 and August 5 versus New York and August 13 at Seattle over last 12 games of season was 15-39 .385 with 11 RBI in final game of campaign versus Cleveland went 2-for-4 with one homer and three RBI closed out year with 68 RBI and 110 hits in 103 games.

Major League Highlights: With 15 games in 1990, will equal his Boston career total (1,078) enters campaign having played 1,063 contests in White Sox livery is tied for 47th on all-time home run list with Joe Adcock (336) of his 336 lifetime homers, 315 have come as a catcher that figure is second best among all catchers and first in American League history needs just 13 home runs to surpass former Reds receiver Johnny Bench, who belted 327 of his 389 career homers as a catcher..... his 1,928 games caught ranks first on the all-time American League list, second overall behind Bob Boone (2,185) with 117 career stolen bases, Fisk is the only catcher in modern baseball history to top the century mark in both homers and stolen bases just the third catcher in baseball history to collect 300 home runs, 1,000 runs and 1,000 RBI Hall of Famers Johnny Bench and Yogi Berra are the other two a 10-time selection to the A.L. All-Star team has enjoyed enormous success against his former Boston teammates since joining the White Sox in 1981 in 78 games versus the Red Sox, has hit .323 with 26 home runs and 59 RBI has appeared in a pair of ALCS (Chicago in '83 and Boston in '75) and one World Series (Boston in '75). **1988:** Broken right hand forced him to miss 70 games and shortened another fine season for the veteran catcher despite the injury, belted 19 homers and drove in 50 runs just one home run shy of team leader Dan Pasqua and equalled Pasqua for second best RBI total on club (behind Harold Baines' 81) notched

(Carlton Fisk continued)

one homer every 13.3 at bats, the best ratio on the club established an American League record for games caught with his 1,807th catching appearance August 19 at Detroit celebrated the occasion with his first career five-hit game a pair of two-homer games (April 19 at Seattle and August 17 versus Toronto), the 21st and 22nd of his career got off to a fast start, collecting eight home runs and 17 RBI before suffering the broken hand May 10 at New York when a Jack Clark foul tip caught his bare hand returned to the active roster July 28 and dramatically hit a homer and double in his first game back against California at Comiskey Park continued his flair for the dramatic August 17 against Toronto at Comiskey Park honored prior to the game for his impending American League games caught record, Fisk responded to the attention by hitting a pair of homers off the Blue Jays' Jim Clancy named A.L. player of the week after setting the record hit .556 (10-18) for the week with three homers and eight RBI longest hitting streak of the season was a nine-gamer (11-32, .344, five homers, eight RBI) from April 18 through May 3 strung together a seven-game skein August 11-19 (14-25, .560, three homers, eight RBI) belted a 10th-inning game-winning homer off Oakland's Eric Plunk April 22 at Comiskey Park knocked his 25th career homer against Boston, his former team, May 5 at Fenway Park reached that mark in just eight seasons against the Red Sox homered in four consecutive games April 18, 19, 21, and 22, including a two-homer effort April 19 homered in consecutive games three more times (May 5 and 7, May 10 and July 28 around his disabled list stay, and August 16 and 17) hit .305 in April and .320 in August, his two best months of the season appeared only as a catcher or pinch-hitter. **1987:** Achieved several career milestones collected 1,000th run batted in at California June 7 with a ninth-inning home run, his second round-tripper of the game belted his 300th career homer September 5 at Kansas City off the Royals' Danny Jackson also notched no. 299 off Jackson August 31 in Comiskey Park cracked his 20th home run of the season September 17 to beat Seattle in the 10th inning at Comiskey Park Fisk, at age 39, became the oldest catcher in baseball history and the oldest White Sox player to hit 20 or more home runs in one season a pair of homers off American League two-time Cy Young Award winner Roger Clemens at Boston August 26 gave Fisk his 20th career two-homer game a round-tripper at Boston August 24 was his 100th career shot at historic Fenway Park and his 10th there as a member of the White Sox Fisk and Bob Boone are two of only five players in the history of baseball to catch at least one-half of their club's games at age 39 or older Fisk made 102 starts behind the plate in '87 and appeared in 122 games there despite starting the season as a back-up to rookie Ron Karkovice Fisk finished the season with 23 home runs, 18 of them on the road that mark fell just one short of the club record for most road home runs (19 by Eddie Robinson in 1951) did not assume regular catching duties until early June made six starts as the Sox' designated hitter, six more at first base, and two opening assignments in left field (May 22 and 23 at Boston) in the season's first 50 games longest hitting streaks of the year were a pair of nine-gamers, one April 12-25 and the other September 14-22 his first 1987 start at first base April 26 (versus Toronto) was his first there since June 29, 1982 stole just one base for the year, but it keyed an 11-inning win at Kansas City September 6 while Fisk displayed more power on the road (18 homers and 47 RBI), he hit for a better average at home (.266) than he did away from home (.246) continued to haunt his old team by hitting four home runs against Boston, three off ace Roger Clemens and all four at Fenway Park also hit four round-trippers against California was hitting just .205 through July 2 but had hits in 48 of his last 70 games (72-239, .301) to raise his final average to .256 his career-high 17 GWRBI led the Sox and placed him in a three-way tie for second in the league. **1986:** Battled nagging injuries and a virus for much of the season finished with a .221 batting average and 14 home runs still managed 63 RBI, second best total on the club batting average was the lowest of his 15 major league seasons and the homer total was his lowest since 1982 injuries included a bruised right wrist suffered when struck by a pitch in spring training and severely jammed thumb that ended his catching duties for the season September 15 also missed 11 games with a virus in July started the season's first 26 games in left field as the Sox inserted Joel Skinner behind the plate made first

appearance as a catcher May 9 at Cleveland, catching the ninth inning made first catching start the following afternoon but did not catch a full game until May 12 at Baltimore batted just .200 with two home runs and seven RBI in the first 25 games while playing only left field offense improved when he returned to catching, homering once and driving in a dozen runs in 11-game period beginning May 9 recorded season-long 13-game hitting streak June 10-23, equalling concurrent skein by John Cangelosi and later one by Daryl Boston for the longest on the squad in '86 just one-for-eight as a pinch-hitter but the one hit was a three-run homer at Toronto August 21, his first homer in a guest role since September 20, 1984. **1985:** Enjoyed the most productive season of his major league career career-high totals of 37 home runs and 107 RBI the homer total tied the White Sox club record established by Dick Allen in 1972 extra-base hit percentage of 47.29 led all A.L. regulars Fisk clubbed 33 of the 37 round-trippers while catching, breaking the A.L. single-season standard of 32 set by Detroit's Lance Parrish in 1982 it marked just the second time in his career Fisk topped the century mark in RBI his previous highs were 26 homers (1973, '77 and '83) and 102 RBI (1977) had three two-homer games drove in a season-high seven runs in a game at Texas September 6, equalling his career single-game high blasted his second Comiskey Park roofshot homer against Kansas City's Charlie Leibrandt May 30 the A.L.'s starting catcher in the All-Star Game when Parrish, voted to start in the fans' balloting, was scratched due to injury named to *The Sporting News* and UPI post-season A.L. all-star teams also received *The Sporting News* Silver Slugger Award among A.L. catchers Fisk led the A.L. in homers for much of the season's first half finished second for the season behind 38-year old Darrell Evans of Detroit who hit 40 one RBI in every 5.07 at bats ranked ninth in A.L. named league player-of-the-week for May 27-June 1 when he belted five homers and drove in 13 runs in just four games equalled his career best with 17 stolen bases (1982) stole the 100th base of his career May 13 in Chicago against Cleveland swiped second and third base in the second inning versus Oakland June 19 had 23 homers at the All-Star Game break and tied his career-high figure of 26 July 22 in the club's 89th game hit his 32nd homer August 14 against New York in the Sox' 110th game but added just five more in the final 53 contests longest homerless stretch was 16 games from September 7-23 longest hitting streak was an eight-gamer that opened his season (12-31, .387) missed the season's first three games with a muscle pull in his left hip suffered in the final weekend of spring training, his only significant injury of the season made 121 starts behind the plate and 28 more as the Sox designated hitter underwent a rigorous off-season weight-training program prior to the '85 season, adding weight and bulk recorded a pair of putouts at home plate August 2 in New York in one of the most bizarre plays of '85 Fisk took shortstop Ozzie Guillen's relay throw from the outfield on a ball hit to the gap by Rickey Henderson and tagged out out both Bobby Meacham and Dale Berra, who were just steps apart, in succession at home plate Fisk named Chicago's co-player-of-the-year along with the Cubs' Keith Moreland by the Chicago chapter of the Baseball Writers Association of America. **1984:** Spent the season hampered by an abdominal muscle pull suffered Opening Day forced onto the disabled list once (June 23-July 4) and appeared in only 102 games, his fewest in three seasons Fisk made only 86 appearances behind the plate, 11 as a pinch-hitter and five as a designated hitter despite limited duty, Fisk still became only the second catcher in White Sox history to hit at least 20 home runs in more than one season with 21 round-trippers (Sherm Lollar was the other backstop to accomplish the feat) became only the third player in White Sox history to hit for the cycle and the first to do it at Comiskey Park when he singled, doubled, tripled, and homered against Kansas City May 16 prior to Fisk's fireworks, the last Sox batter to accomplish the feat was Jack Brohamer June 24, 1977 at Seattle Ray Schalk, another catcher, was the first, cycling June 22, 1922 at Detroit 43 RBI marked the lowest total in history for a major leaguer with 20 or more home runs. **1983:** Finished a strong third in balloting for the A.L. most valuable player award Fisk was a driving force in the White Sox' 1983 West Division championship, turning a bad year into an outstanding one struggled for the first two months when manager Tony La Russa moved Fisk to the second spot in the batting order June 15, Fisk went on a tear,

(Carlton Fisk continued)

hitting a torrid .329 (112-340) Fisk hit .319 during the second half (88-176) to raise his season average to .289 second on the White Sox in runs (85) and third in home runs (26) 26-home run output matched his then single-season high first set in 1973 and 1977 with Boston joined Ron Kittle (35) and Greg Luzinski (32) to set a club three-man, single-season home run record of 93. **1982:** Third on the club in steals (17), fourth in RBI (65) and runs (66) put together a 12-game hitting streak (July 26-August 9) and hit safely in 23 of 25 games (July 26-August 23), driving in five runs in a game against his former teammates, the Red Sox, July 30 made his second straight All-Star Game appearance as a White Sox player. **1981:** Fisk's first season with the White Sox after signing as a free agent produced strike-shortened totals of seven home runs and 45 RBI in 96 games the White Sox opened the season April 10 at Boston's Fenway Park, Fisk's home the previous 10 seasons in storybook fashion, Fisk fashioned a three-run home run in the eighth inning to power Chicago past the BoSox, 5-3 in his home debut with the White Sox four days later, Fisk added to the drama by slamming a grand slam home run off Pete Vuckovich to boost the Sox to a 9-3 win over Milwaukee in front of a Comiskey Park-record home Opening Day crowd of 51,560 caught more games than any A.L. receiver (95) and had the fewest passed balls (two) in the league the latter passed ball total was lowest for a White Sox catcher since Brian Downing was charged with only one in 1976 Fisk was voted *The Sporting News* Silver Slugger Award as the most productive receiver in the American League and also was named to the UPI all-star team. **1980:** In his final season with Boston, Fisk re-established himself as an everyday catcher following his injury-plagued '79 campaign caught 115 games, fifth highest total in the A.L. led the league with the fewest passed balls (three) for catchers in 100 or more games registered his 1,000th major league hit June 1 against Milwaukee, a home run off Rickey Keeton at Boston. **1977:** Tied a major league mark with only four passed balls in 151 games became one of only six catchers in baseball history to score 100 runs and drive in 100 runs in the same season. **1975:** Fisk painted one of the great moments in baseball history with his dramatic, game-winning 12th-inning home run in the sixth game of the World Series against Cincinnati at Boston's Fenway Park the homer, for which he supplied body English, has been documented on film and is still being used on the opening segments of network telecasts. **1972:** Named A.L. rookie-of-the-year after batting .293 with 22 home runs and 61 RBI also led league catchers in total chances that earned him a Gold Glove Award.

Minor League Highlights: After missing 1967 due to military service, Fisk reached the big leagues for good by the final 14 games of Boston's '71 season hit .338 in his first professional season at Waterloo made brief and initial big league appearance in 1969.

Miscellaneous/Personal: Signed a two-year contract in January 1990 that will bridge two Comiskeys, old and new son Casey is the starting quarterback at Lockport (Ill.) High School, also participates in baseball wears no. 72, the reverse of his no. 27 at Boston, because "... that was the year my son Casey was born, it was my rookie year in the majors, and it represents a turnaround in my career" selected in first round of the 1967 winter free agent draft by Boston most valuable player in baseball, basketball, and soccer at Charlestown (N.H.) High School before attending the University of New Hampshire brother Calvin was a catcher in the Baltimore organization oldest daughter Carlyn attends The University of Illinois-Chicago on a volleyball scholarship former Boston outfielder Rick Miller is his brother-in-law his free agent signing during spring training in 1981 brought instant credibility to the new White Sox ownership group headed by Jerry Reinsdorf and Eddie Einhorn acquired the nickname "Pudge" as a youngster in New England.

YEAR	CLUB	AVG	G	AB	R	H	TB	2B	3B	HR	RBI	SH	SF	HB	BB	SO	SB	CS	E
1967	Greenville	— IN MILITARY SERVICE —																	
1968	Waterloo	.338	62	195	31	66	117	11	2	12	34	0	2	2	21	49	2	1	8
1969	Pittsfield	.243	97	309	38	75	129	18	3	10	41	1	1	7	33	60	2	0	22*
	BOSTON	.000	2	5	0	0	0	0	0	0	0	0	0	0	0	2	0	0	0
1970	Pawtucket	.229	93	284	43	65	121	18	1	12	44	1	1	5	42	66	6	5	7
1971	Louisville	.263	94	308	45	81	129	10	4	10	43	1	2	4	35	61	5	4	13
	BOSTON	.313	14	48	7	15	25	2	1	2	6	0	0	0	1	10	0	0	2
1972	BOSTON	.293	131	457	74	134	246	28	9@	22	61	1	0	4	52	83	5	2	15@
1973	BOSTON	.246	135	508	65	125	224	21	0	26	71	1	2	10	37	99	7	2	14*
1974	BOSTON	.299	52	187	36	56	103	12	1	11	26	2	1	2	24	23	5	1	6
1975	BOSTON	.331	79	263	47	87	139	14	4	10	52	0	2	2	27	32	4	3	8
1976	BOSTON	.255	134	487	76	124	202	17	5	17	58	3	5	6	56	71	12	5	12
1977	BOSTON	.315	152	536	106	169	279	26	3	26	102	2	10	9	75	85	7	6	11
1978	BOSTON	.284	157	571	94	162	271	39	5	20	88	3	6	7	71	83	7	2	17*
1979	BOSTON	.272	91	320	49	87	144	23	2	10	42	1	3	6	10	38	3	0	3
1980	BOSTON	.289	131	478	73	138	223	25	3	18	62	0	3	13*	36	62	11	5	11
1981	WHITE SOX	.263	96	338	44	89	122	12	0	7	45	1	5	12	38	37	3	2	6
1982	WHITE SOX	.267	135	476	66	127	192	17	3	14	65	4	4	6	46	60	17	2	5
1983	WHITE SOX	.289	138	488	85	141	253	26	4	26	86	2	3	6	46	88	9	6	7
1984	WHITE SOX	.231	102	359	54	83	168	20	1	21	43	1	4	5	26	60	6	0	6
1985	WHITE SOX	.238	153	543	85	129	265	23	1	37	107	2	6	17	52	81	17	9	10
1986	WHITE SOX	.221	125	457	42	101	154	11	0	14	63	0	6	6	22	92	2	4	8
1987	WHITE SOX	.256	135	454	68	116	209	22	1	23	71	1	6	8	39	72	1	4	7
1988	WHITE SOX	.277	76	253	37	70	137	8	1	19	50	1	2	5	37	40	0	0	2
1989	WHITE SOX	.293	103	375	47	110	178	25	2	13	68	0	5	3	36	60	1	0	3
A.L. TOTALS		.271	2141	7603	1155	2063	3534	371	46	336	1166	25	73	127	731	1178	117	53	153
M.L. TOTALS		.271	2141	7603	1155	2063	3534	371	46	336	1166	25	73	127	731	1178	117	53	153

*Led league @Tied for league lead Last HR: 9/30/89 vs. Clev. Last grand slam: 7/8/85 @ Det. (Career: 4)

ALCS RECORD

YEAR	CLUB	AVG	G	AB	R	H	2B	3B	HR	RBI
1975	Bos. vs. Oak.	.417	3	12	4	5	1	0	0	2
1983	SOX vs. BLT.	.176	4	17	0	3	1	0	0	0
A.L. TOTALS		.275	7	29	4	8	2	0	0	2

WORLD SERIES RECORD

YEAR	CLUB	AVG	G	AB	R	H	2B	3B	HR	RBI
1975	Bos. vs. Cin.	.240	7	25	5	6	0	0	2	4

ALL-STAR GAME RECORD

YEAR	CLUB, SITE	POS.	AVG	AB	R	H	2B	3B	HR	RBI
1972	A.L., Atl.	C	.500	2	1	1	0	0	0	0
1973	A.L., K.C.	C	.000	2	0	0	0	0	0	0
1974	A.L., Pitt.									
1976	A.L., Phil.	C	.000	1	0	0	0	0	0	0
1977	A.L., N.Y.	C	.000	2	0	0	0	0	0	0
1978	A.L., S.D.	C	.000	2	0	0	0	0	0	1
1980	A.L., L.A.	C	.000	2	0	0	0	0	0	0
1981	A.L., Cleve.	C	.333	3	1	1	0	0	0	0
1982	A.L., Mtl.	C	.000	2	0	0	0	0	0	0
1985	A.L., Minn.	C	.000	2	0	0	0	0	0	0
A.S.G. TOTALS			.111	18	2	2	0	0	0	1

Fisk hit milestones

Career hit #1 — September 12, 1971, off Les Caines (Tigers)

Career hit #500 — August 20, 1976, Nolan Ryan (Angels) at Fenway

Career hit # 1000 — June 1, 1980, hit home run off Rickey Keeton (Brewers) at Fenway

Career hit #1500 — July 31, 1984, hit home run off Roger Clemens (Boston) in the ninth inning on an 0-1 count at Comiskey Park.

Career hit #2000 — July 17, 1989, hit off Dave LaPoint (Yankees) in the first inning at Comiskey Park.

COMISKEY PARK FLASHBACK

The first baseball All-Star game was played in Comiskey Park on July 6, 1933 with the American League prevailing 4-2.

(Carlton Fisk continued)


BATTER'S STATISTICAL BREAKDOWN

CLUB	1989						CAREER					
	AVG	G	AB	H	HR	RBI	AVG	G	AB	H	HR	RBI
California	.220	11	41	9	2	3	.280	172	621	174	24	79
Kansas City	.318	12	44	14	2	9	.276	156	572	158	22	88
Minnesota	.343	10	35	12	1	9	.275	161	574	158	22	75
Oakland	.233	8	30	7	0	4	.274	160	576	158	33	103
Seattle	.222	6	27	6	1	6	.299	117	421	126	22	72
Texas	.275	12	40	11	0	9	.228	169	592	135	20	83
vs. West	.272	59	217	59	6	40	.272*	1017*	3643*	990*	155*	534*
Baltimore	.350	6	20	7	1	5	.256	188	656	168	22	98
Boston	.389	5	18	7	1	2	.323	78	279	90	26	59
Cleveland	.256	10	39	10	3	7	.279	187	652	182	32	114
Detroit	.400	5	20	8	0	5	.274	179	620	170	22	76
Milwaukee	.259	8	27	7	0	1	.268	181	671	180	32	110
New York	.563	5	16	9	2	8	.264	186	652	172	29	102
Toronto	.167	5	18	3	0	0	.258	125	430	111	18	73
vs. East	.323	44	158	51	7	28	.271	1124	3960	1073	181	632
1989 totals/lifetime	.293	103	375	110	13	68	.271*	2141*	7603*	2063*	336*	1166*
Home	.343	49	172	59	4	32						
Road	.251	54	203	51	9	36						
1st Half	.307	39	140	43	5	25						
2nd Half	.285	64	235	67	8	43						
April	.240	6	25	6	2	4						
May	.000	0	0	0	0	0						
June	.326	26	89	29	2	17						
July	.293	24	82	24	3	14						
August	.287	21	94	27	3	16						
Sept.-Oct.	.282	26	85	24	3	17						

FISK'S
 CAREER GAME HIGHS
 HITS: 5 (8/9/88 @ Det.)
 HRs: 2 (22 times, last 8/17/88 vs. Tor.)
 RBI: 7 (twice, last 9/6/85 @ Tex.)

*Includes totals vs. White Sox

Scott Fletcher Second Baseman/#7



Given name: Scott Brian Fletcher. **Opening day age:** 31, turns 32 July 30. **Born:** July 30, 1958, Fort Walton Beach, FL. **Bats/throws:** Right/right. **Height/weight:** 5-11/173. **Major league tenure:** Seven years, 182 days. **Residence:** Arlington, Tex. **Contract status:** Signed thru 1991. **Family:** Married Angela Bellamy; son Scott Brian Jr. (10/26/88), daughter Brittany Angela (6/3/87). **First pro contract:** Chicago Cubs, first round draft choice, June 1979 free agent draft (1st round, secondary phase). **Sox acquisition:** Obtained from Texas Rangers with outfielder Sammy Sosa and pitcher Wilson Alvarez for outfielder/DH Harold Baines and infielder Fred Manrique July 29, 1989.

1989: Highlighted return to Chicago by playing error-free ball at second base (53 games) opened season at Texas where he appeared in 83 games knocked in 22 runs, notched 75 hits, tagged 14 doubles in 315 at-bats placed on DL July 5-20 with hairline fracture of right index finger traded back to ChiSox on July 29 in five-player deal before trade registered a .239 batting average with Rangers went hitless in Sox debut on July 29 at California upon return became Sox starter at second base brought immediate stability to infield defense in 59 games with Pale Hose committed just two errors, both at shortstop following trade became a disciple of hitting instructor Walt Hriniaik in first 12 games batted .250 over next 10 contests increased his average to .282, a season high, with a seven-game hitting streak from August 11-17 made six starts at shortstop for the injured Ozzie Guillen from August 25-31 two-club totals included 35 multihit games, 25 doubles, two triples and four three-hit games hit first home run in 1,075 official at-bats on September 12 at Baltimore off Mickey Weston finished year with Sox batting .272 White Sox totals included 63 hits, 11 two-baggers and 21 ribbies, bringing his season total to 43 posted an eight-game hitting streak from September 5-13 over last 31 hit safely in 25 contests, going 34-for-126, .270 with five doubles

and 12 RBI in that span.

Major League Highlights: Led Rangers in batting from 1986-88 holds a career fielding percentage of .972. **1988:** Topped Texas with a .276 average also paced the squad with a club-record 12 HBP (tied for 3rd in A.L.) and totaled 15 sac-hits (4th in A.L.) missed final 15 games due to broken right thumb finished third on club with 515 at-bats, 142 hits and 62 walks tied for third in runs (59) and was fifth with 49 RBI finished 2nd among A.L. shortstops with a .983 fielding percentage, a club record during '88 season became fourth three-time batting champion in Rangers history, joining Mike Hargrove, Al Oliver and Buddy Bell for the month of May hit .375, recorded 39 hits and 15 RBI finished year with 19 doubles, four triples and 59 runs. **1987:** Paced Texas with .287 batting average, tied for first in hits with 169, and added 61 walks established career highs for games (156), at-bats (588), home runs (five) and RBI (63) notched .342 average over first 38 games and .310 over first 120 contests in last 36 games average just .203. **1986:** In first year with Texas led club with career-high .300 average ranked 15th in A.L. and 12th highest in team history topped club with career-high 34 doubles, 12th in A.L. notched ten sac-hits and delivered 159 hits hit .341 over 44-game stretch from July 1 to August 20 was selected as the American League's Player of the Month for July hit .394 with two homers and 12 RBI over 26-game stretch hit .413 along with a 19-game hitting skein, the longest streak recorded by a Ranger since 1981 tied sixth longest in club history tied team record and recorded career high five-hit contest on October 2. **1985:** Traded to Texas with pitcher Ed Correa and a player to be named later for pitcher Dave Schmidt and infielder Wayne Tolleson on November 25, 1985 during the '85 season served as utilityman for Pale Hose hit .333 in final 42 games finished year with .256 average in 119 games stroked 77 hits with eight doubles and one triple tagged two home runs and had 31 RBI. **1984:** Appeared in 149 games became steady performer and starting shortstop in first full season as ChiSox was key to drastically improved team fielding percentage that placed second in American League finished fourth among shortstops with a .973 mark hit safely in six of his final seven games made 16 starts at second base. **1983:** Earned opening day shortstop position after fine spring performance which included a .292 average however, experienced poor April with nine errors in 17 games lost starting position but worked way back into starting role on July 24 hit safely in seven consecutive games and batted .429 for the month of July (15-for-35) committed 16 errors all season but only five in final 54 games hit first major league home run on June 26 at Comiskey Park off Len Whitehouse appeared in three of Sox four ALCS games against Baltimore. **1982:** Summoned to major leagues by the Cubs from "AAA" Iowa on September 3 played shortstop after Larry Bowa suffered a finger injury. **1981:** Made major league debut on April 14, 1981 against Philadelphia appeared in 10 games before being optioned back to Iowa.

Minor League Highlights: **1982:** Finished fourth in the American Association in hits (157) at Iowa finished second among A.A. shortstops with .957 fielding percentage led in assists (357) and total chances (607). **1981:** Led American Association in putouts (222) and was third in fielding percentage (.952). **1980:** Voted Texas league's "most popular player" and selected to the All-Star team at Midland led league in runs (111) and triples (11), batted .327. **1979:** Was Rookie of the Year in the New York-Penn League at Geneva hit grand slam home run in his first professional at bat on June 19, 1979.

Miscellaneous/Personal: Played one year each at University of Toledo (Ohio), Valencia (Florida) Junior College and Georgia Southern in Statesboro, Ga. named Junior College Player of the Year and all-Florida Division II shortstop in 1978 led Georgia Southern to NCAA Division I Atlantic Regional tournament in 1979 batted .413 in 61 games 1976 graduate of Wadsworth (Ohio) High School drafted by Los Angeles in 1976, Oakland in January 1978 and Houston in June 1978 but did not sign enjoys fishing and golf.

(Scott Fletcher continued)

YEAR CLUB	AVG	G	AB	R	H	TB	2B	3B	HR	RBI	SH	SF	HB	BB	SO	SB	CS	E
1979 Geneva	.310	67	261	59	81	111	12	3	4	43	1	2	5	56	29	10	3	18
1980 Midland	.327	130	501	111	164	220	16	11	6	65	3	4	9	82	65	20	8	29
1981 Iowa	.255	119	458	66	117	163	26	4	4	33	7	2	9	51	72	24	7	28
CHICAGO (NL)	.217	19	46	6	10	14	4	0	0	1	0	0	0	2	4	0	0	3
1982 Iowa	.313	129	502	90	157	201	26	3	4	60	14	1	9	46	62	20	8	3
CHICAGO (NL)	.167	11	24	4	4	4	0	0	0	1	0	0	0	4	5	1	0	0
1983 WHITE SOX	.237	114	262	42	62	97	16	5	3	31	7	2	2	29	22	5	1	16
1984 WHITE SOX	.250	149	456	46	114	142	13	3	3	35	9	2	8	46	46	10	4	19
1985 WHITE SOX	.256	119	301	38	77	93	8	1	2	31	11	1	0	35	47	5	5	1
1986 TEXAS	.300	147	530	82	159	212	34	5	3	50	10	3	4	47	59	12	11	15
1987 TEXAS	.287	156	588	82	169	220	28	4	5	63	12	2	5	61	66	13	12	23
1988 TEXAS	.276	140	515	59	142	169	19	4	0	47	5	12	12	62	34	8	5	11
1989 TEXAS	.239	83	314	47	75	91	14	1	0	22	2	2	2	38	41	1	0	13
WHITE SOX	.272	59	232	30	63	79	11	1	1	21	9	3	1	26	19	1	1	2
A.L. TOTALS	.269	967	3198	498	861	1103	143	24	17	300	65	27	34	344	334	55	39	100
N.L. TOTALS	.200	30	70	10	14	18	4	0	0	2	0	0	0	6	9	1	0	3
M.L. TOTALS	.268	997	3268	508	875	1121	147	24	17	302	65	27	34	350	343	56	39	103

Last HR: 9/12/89 @ Balt.

ALCS RECORD

YEAR CLUB	AVG	G	AB	R	H	2B	3B	HR	RBI
1983 SOX vs. BLT.	.000	3	7	0	0	0	0	0	0

BATTER'S STATISTICAL BREAKDOWN


CLUB	1989						CAREER					
	AVG	G	AB	H	HR	RBI	AVG	G	AB	H	HR	RBI
California	.225	11	40	9	0	4	.245	—	232	57	1	22
Kansas City	.286	12	49	14	0	3	.258	—	260	67	0	29
Minnesota	.236	13	55	13	0	5	.305	—	282	86	3	25
Oakland	.244	10	41	10	0	1	.258	—	233	60	1	23
Seattle	.360	10	30	5	0	3	.219	—	228	50	1	15
Texas	.360	7	25	9	0	2	.208	—	77	16	0	3
vs. West	.252*	68*	258*	65*	0*	19*	.255*	—	1450	370	6	132
Baltimore	.286	9	35	10	1	4	.284	—	264	75	2	35
Boston	.135	9	37	5	0	3	.208	—	212	44	0	11
Cleveland	.256	9	43	11	0	2	.268	—	261	70	3	21
Detroit	.400	12	45	18	0	7	.324	—	256	83	3	26
Milwaukee	.173	8	29	5	0	1	.266	—	241	64	1	14
New York	.308	12	39	12	0	3	.340	—	253	86	0	29
Toronto	.200	15	60	12	0	4	.264	—	261	69	2	32
vs. East	.253	74	288	73	1	24	.281	—	1748	491	11	168
1989 totals/lifetime	.253*	142*	546*	138*	1*	43*	.269*	—	3198*	861*	17*	300*
Home	.248	72	278	69	0	21	FLETCHER'S CAREER GAME HIGHS HITS: 5 (twice, last 8/30/88 vs. Minn.) HRs: 1 (17 times, last 9/12/89 @ Balt.) RBI: 4 (twice, last time 4/8/87 at Balt.)					
Road	.257	70	268	69	1	22						
1st Half	.247	75	283	70	0	21						
2nd Half	.259	67	263	68	1	22						
April	.268	22	82	22	0	9						
May	.229	26	105	24	0	4						
June	.271	24	85	23	0	7						
July	.135	14	52	7	0	2						
August	.306	28	108	33	0	11						
Sept.-Oct.	.272	28	114	31	1	10						

*Includes totals vs. White Sox

COMISKEY PARK FLASHBACK

Upper decking of the left and right field grandstand in 1927 cost Charles Comiskey \$600,000. The old bleachers were torn out and replaced by a centerfield section which replaced the old scoreboard.

Dave Gallagher Outfielder/#17



Given name: David Thomas Gallagher. **Opening Day age:** 29, turns 30 September 20. **Born:** September 20, 1960, Trenton, N.J. **Bats/throws:** Right/right. **Height/weight:** 6-0/184. **Major League Tenure:** One year, 163 days. **Residence:** Naperville, Ill. **Contract status:** Signed thru 1990. **Family:** Married Jayne Walukiewicz; daughter Shannon Lea (May 8, 1984) and son Evan (May 18, 1986). **First pro contract:** Cleveland Indians; selected in first round, secondary phase, June 1980 free agent draft. **Sox acquisition:** Signed as free agent January 1988.

1989: Only Pale Hose to play in all 161 games, made 145 starts enjoyed outstanding first half notched a 14-game hitting streak (April 6-21) at All-Star break was batting .295, with 106 hits, 13 doubles and 26 RBI second half numbers fell off, finished season with .266 average still recorded career-highs with 46 RBI, 160 hits and 22 doubles led club with 14 three-hit games and 15 sacrifice hits totalled 38 multihit games led off in 79 games stole 5-of-11 bases has committed only three errors in 277 major league games equalled game-high three RBI on April 15 versus Oakland stroked four hits on June 22 at New York made numerous clutch catches in '89 as he made 132 starts in centerfield, 12 in right and one in left led Pale Hose outfielders with a .993 fielding percentage.

Major League Highlights: Carries a 198-game consecutive playing streak into 1990 season in career has committed only three errors fine rookie season with the Sox in '88 came after eight minor league years in which he managed just one 15-game big league stint with Cleveland in 1987. **1988:** Rookie surprise led the Sox in hitting at .303 and was the only player to eclipse the coveted .300 mark placed fifth in American League rookie-of-the-year balloting hit .328 (81-247) in the season's last 64 games outstanding defensively, Gallagher was errorless in 95 games in the outfield opened the season at "AAA" Vancouver but had contract purchased by the Sox May 13 first major league home run came in his second game with the Sox, an 11th-inning shot that beat Toronto May 15 at Comiskey Park hit safely in five of his first six games with the Sox (7-18, .389) with a triple, the homer and four RBI belted a pair of homers in one game June 25 at Texas assumed regular role as Sox center fielder July 23 at Boston responded to everyday play by collecting eight hits in 13 at bats in his first three games hit safely in 18 of 21 games from July 21 through August 12 (32-88, .364) first career four-hit game against his former Cleveland teammates August 27 at Comiskey Park that four-for-four night gave Gallagher hits in seven consecutive at bats. **1987:** Opened the season at "AAA" Buffalo of the American Association but was called up to Cleveland April 11 first major league action after seven full years in the minor leagues appeared in 15 games with the Tribe and was sent back to Buffalo April 30 traded to Seattle May 12 for relief pitcher Mark Huisman the Mariners assigned him immediately to "AAA" Calgary hit .306 in 75 games for the Cannons, driving home 46 runs.

Minor League Highlights: Began his career at "A" Batavia of the New York-Penn League in 1980 made it to "AA" Chattanooga of the Southern League for a brief 15-game stint in 1982 had finest pro season at "AA" Buffalo of the Eastern League in 1983, hitting at a .338 clip to win the loop batting championship reached the "AAA" level for first time in 1984 named to the International League's all-star team in 1985 had his finest "AAA" season in his third campaign at Maine in 1986 led the Guides with a .292 average, eighth best in the league just one error in 129 games in center field to top all regular outfielders in the International League hit .306 in 75 games at

(Dave Gallagher continued)

Calgary, Seattle's "AAA" affiliate, in 1987.

Miscellaneous/Personal: Inventor of Stride-Tutor, a device used to help a baseball hitter's stride during his swing Gallagher's success at the plate in '88 helped spur sales of the device that summer Stride-Tutor received a 1989 plug in *Sports Illustrated* a lifelong resident of Trenton, N.J., until his 1989 move to Naperville, Illinois.

YEAR CLUB	AVG	G	AB	R	H	TB	2B	3B	HR	RBI	SH	SF	HB	BB	SO	SB	CS	E
1980 Batavia	.274	69	241	33	66	93	6	3	5	36	6	5	3	29	16	11	4	2
1981 Waterloo	.234	127	435	55	102	135	22	1	3	34	12	4	3	38	67	12	10	6
1982 Chattanooga	.222	15	54	10	12	16	2	1	0	4	0	0	0	5	8	2	0	0
Waterloo	.289	110	409	61	118	175	25	7	6	47	21	4	2	41	57	19	2	4
1983 Buffalo	.338	107	376	69	127	160	21	3	2	47	8	0	3	83	21	12	9	5
1984 Maine	.247	116	380	49	94	141	19	5	6	49	10	9	3	49	42	4	1	3
1985 Maine	.242	132	488	71	118	173	22	3	9	55	11	8	3	65	38	16	8	3
1986 Maine	.292	132	497	59	145	202	23	5	8	44	12	2	1	41	41	19	12	1
1987 Buffalo	.261	12	46	10	12	16	4	0	0	6	1	2	0	11	3	1	1	0
CLEVELAND	.111	15	36	2	4	7	1	1	0	1	1	0	0	2	5	2	0	1
Calgary	.306	75	268	45	82	122	27	2	3	46	8	3	0	37	36	12	4	4
1988 Vancouver	.366	34	131	23	44	66	8	1	4	27	1	2	1	12	21	5	1	0
WHITE SOX	.303	101	347	59	105	141	15	3	5	31	6	2	0	29	40	5	4	0
1989 WHITE SOX	.266	161	601	74	160	189	22	2	1	46	16	2	2	46	79	5	6	3
A.L. TOTALS	.273	277	984	135	269	337	38	6	6	78	23	4	2	77	124	12	10	4
M.L. TOTALS	.273	277	984	135	269	337	38	6	6	78	23	4	2	77	124	12	10	4

Last HR: 4/15/89 vs. Oak.

BATTER'S STATISTICAL BREAKDOWN

CLUB	1989						CAREER					
	AVG	G	AB	H	HR	RBI	AVG	G	AB	H	HR	RBI
California	.326	13	46	15	0	7	.333	20	78	26	0	10
Kansas City	.184	13	49	9	0	3	.198	24	91	18	0	4
Minnesota	.229	13	48	11	0	2	.229	22	105	24	1	6
Oakland	.222	13	54	12	1	4	.244	19	78	19	1	7
Seattle	.269	13	52	14	0	5	.275	20	80	22	0	9
Texas	.333	13	45	15	0	4	.325	25	83	27	3	9
vs. West	.259	78	294	76	1	25	.264	130	515	136	5	45
Baltimore	.345	12	29	10	0	1	.275	16	40	11	0	1
Boston	.222	12	54	12	0	4	.273	16	66	18	0	5
Cleveland	.222	12	45	10	0	5	.305	22	82	25	0	8
Detroit	.256	12	43	11	0	1	.254	22	71	18	0	3
Milwaukee	.271	12	48	13	0	5	.278	21	72	20	0	6
New York	.367	11	49	18	0	2	.333	19	63	21	0	3
Toronto	.256	12	39	10	0	3	.236	21	72	17	1	6
vs. East	.274	83	307	84	0	21	.279	137	466	130	1	32
1989 totals/lifetime	.266	161	601	160	1	46	.273*	277*	984*	269*	6*	78*
Home	.270	80	289	7	1	21	<p style="text-align: center;">GALLAGHER'S CAREER GAME HIGHS HITS: 4 (2 times, last 6/22/89 at N.Y.) HRs: 2 (6/25/88 @ Texas) RBI: 3 (2 times, last 4/15/89 vs. Oak.)</p>					
Road	.263	81	312	82	0	25						
1st Half	.295	88	359	106	1	26						
2nd Half	.223	73	242	54	0	20						
April	.214	24	101	27	1	13						
May	.337	27	104	35	0	5						
June	.304	29	125	38	0	8						
July	.268	25	97	26	0	5						
August	.177	28	113	20	0	8						
Sept.-Oct.	.148	28	61	9	0	5						

*Includes totals vs. White Sox

COMISKEY PARK FLASHBACK

From 1969 until Bill Veeck's second arrival in 1976, the old stadium was known as White Sox Park.

Craig Grebeck

Infielder/#14



Given Name: Craig Allen Grebeck. **Age:** 25. **Born:** December 29, 1964, Johnstown, Penn. **Bats/throws:** Right/right. **Height/weight:** 5-8/160. **Residence:** Cerritos, Calif. **Contract Status:** Signed thru 1990. **Family:** Single. **First pro contract:** White Sox. **Sox acquisition:** Signed as free agent by White Sox on August 13, 1986.

1989: Played in every game for Southern League Champion Birmingham Barons (149) led SL in hits (153) and topped club with a .287 batting average, which tied for eighth in league named to the Southern League All-Star team finished third in league with 85 runs and tied for first with 533 at-bats posted .960 fielding percentage at shortstop in 88 games played in addition, appeared in 29 games at third base and 26 games at second closed out campaign with 80 RBI, 11 sac-hits, seven sac-flys and a .377 slugging percentage.

Major League Highlights: Has never appeared in major leagues.

Minor League Highlights: 1988: Played in 133 games at "AA" Birmingham finished eighth in league with .280 batting average started year off with a bang as he knocked three homers on opening night, April 8 versus Greenville for the month of April in 18 contests batted .390 (23-for-59) finished year with 126 hits, 21 doubles and nine homers with 53 RBI. **1987:** Began pro career at "A" Peninsula in Carolina League hit .280 in 104 contests with 67 RBI notched 15 roundtrippers with 22 two-baggers drove in five runs on April 27 vs. Lynchburg caught fire during 11-game stretch from June 19-29, collecting 20 hits and 16 RBI, four home runs.


Miscellaneous/Personal: Attended college at Cal State University at Dominguez Hills for three years where he played shortstop and DHed in his final season of 1986 batted .320 1983 graduate of Lakewood High School in Lakewood, CA where his team won titles from 1980-83 was recommended by scout Craig Wallenbrock.

YEAR	CLUB	AVG	G	AB	R	H	TB	2B	3B	HR	RBI	SH	SF	HB	BB	SO	SB	CS	E
1987	Peninsula	.280	104	378	63	106	179	22	3	15	67	2	4	1	37	62	3	6	16
1988	Birmingham	.280	133	450	57	126	176	21	1	9	53	7	3	2	65	72	5	7	19
1989	Birmingham	.287	143	533	85	153	201	25	4	5	80	11	7	4	63	77	14	15	28

COMISKEY PARK FLASHBACK

There have been four centerfield scoreboards. The second one was erected in 1951, and contained advertising for Chesterfield cigarettes. When a Sox player connected for a hit, the ad would light up. "Chesterfield. . . it's a hit!"

Ozzie Guillen Shortstop/#13



Given name (pronunciation): Oswaldo Guillen (GEY-un). **Age:** 26. **Born:** January 20, 1964, Ocumare del Tuy, Venezuela. **Bats/throws:** Left/right. **Height/weight:** 5-11/150. **Major league tenure:** Five years. **Residence:** Miranda, Venezuela. **Contract status:** Signed through 1992. **Family:** Married Ivis Cardenas; sons Oswaldo, Jr. (June 30, 1984) and Oney (January 25, 1986). **First pro contract:** Signed by San Diego as free agent December 17, 1980. **Major league debut:** April 9, 1985 with White Sox (at Milwaukee). **Sox acquisition:** With pitchers Tim Lollar and Bill Long and infielder Luis Salazar from San Diego in exchange for pitchers LaMarr Hoyt, Todd Simmons and Kevin Kristan December 6, 1984.

1989: Had one of his most productive major league seasons swiped career-high 36 bases, seventh among A.L. leaders and tops among major league shortstops recorded team-leading and career high 18-game hitting skein from July 5-28 (30-66, .455) registered 39 multihit games drove in career-high 54 runs and delivered career game-high four RBI on July 28 at California banged sixth major league home run and first in 1,144 at-bats on September 8 at Detroit off Jack Morris came close to reaching career highs with 20 doubles (22 in '87) and eight triples (9 in '85) notched season-high four hits on April 10 at Seattle and April 27 at Boston apart from the opening week of the season his high-water batting average was .275 on May 8 posted career highs with 597 at-bats and 151 hits his .253 season average was second-lowest in five-year career missed six games due to injured right index finger (August 25-31) registered 190 total bases, second highest on squad closed out campaign having made 155 starts, scored 63 runs tied for second-most sac-bunts on team (11) committed 22 errors and posted a .973 fielding percentage.

Major League Highlights: Became the fifth White Sox player to capture American League rookie-of-the-year honors in 1985 continues the legacy of Venezuelan shortstops with the White Sox, joining Hall of Famer Luis Aparicio and four-time A.L. all-star Chico Carrasquel at that position. **1988:** The lone Sox representative in the All-Star Game at Cincinnati in just his fourth full big league season his first appearance on the All-Star squad a minor leg injury kept him from playing in the game but he did participate in the pre-game festivities and introductions established a White Sox single-season shortstop record with 570 assists, topping Luis Aparicio's mark of 563 in 1969 made 153 starts at shortstop, the most defensive starts by one Sox player in '88 his 863 total chances at shortstop were the most of his four-year career no homers in '88, his first homerless season swiped 25 bases for the second straight season perfect four-for-four night at Toronto May 28 longest hitting streak of season was an 11-gamer June 12-22 (14-40, .350) hottest stretch was a seven-game streak May 25-June 2 when he hit .600 (15-25) with four RBI hit .310 for the month of June, spurring his selection to the All-Star team coaxed a career-high 25 walks nearly identical batting averages at home and on the road, hitting .261 at Comiskey Park and .262 away from Chicago. **1987:** Completed his third major league season and produced his best offensive numbers hit a career-high .279 and also drove in 51 runs became a base-stealing threat with 25 in 33 attempts, second best on the club behind Gary Redus' 52 topped the White Sox with 13 sacrifice bunts, eight sacrifice flies, and seven triples moved to the role of leadoff man against right-handed pitching in mid-June, Guillen responded by hitting .354 in that role fashioned a 14-game hitting streak in April, a stretch that began in the season's fourth game April 10 versus Detroit and ended at Cleveland April 29 batted .340 (17-50) during the streak notched his first career five-hit game at New York July 9

with a perfect five-for-five night added four hits in seven trips in the Sox' 15-inning win at New York two days later (July 11) matched his career best with a pair of home runs, the second of which was an eighth-inning, game-winning shot against Seattle's Edwin Nunez September 19 at Comiskey Park the first "dinger" occurred May 29 at home against Boston's Bob Stanley fared better at home, hitting .316 at Comiskey Park and .244 on the road made 146 starts at shortstop and committed 19 errors in 760 total chances for a fielding percentage of .975. **1986:** Completed second major league season with .250 batting average in a team-high 159 games average dipped 23 points from A.L. rookie-of-the-year season in '85 but he improved his RBI total from 33 to 47 started 150 games at short, 18 more than his rookie season and was charged with 22 errors, 10 more than his initial year second behind Harold Baines with eight game-winning RBI six RBI in one four-game stretch from June 30 through July 4 and three were game-winners 18 RBI in 18-game stretch from June 13 through July 4 his two homers came May 20 off Toronto's John Cerutti in Chicago and June 13 at Seattle off Mike Moore garnered the lone Sox hit off Jimmy Key May 22 in Chicago, an infield single recorded his only four-hit game of the season and second of his career September 2 at Kansas City longest hitting streak was a seven-gamer June 30 through July 7 (8-27, .296) second on club with 35 multiple-hit games (28 two-hit, 6 three-hit, and 1 four-hit) struck out just 52 times in 547 at bats, easily the best ratio among Sox regulars (one every 9.5 AB) drew just 12 walks for the second straight season. **1985:** Easily won the Baseball Writers of America balloting for A.L. rookie-of-the-year with 16 of 28 first-place votes, finishing 34 points ahead of runner-up Teddy Higuera of Milwaukee other Sox winners of the prestigious award were Luis Aparicio (1956), Gary Peters (1963), Tommie Agee (1966), and Ron Kittle (1983) also named the A.L.'s top rookie by *The Sporting News* and ESPN's "Inside Baseball" named the best defensive infielder in the A.L. in a managers' poll conducted by the *Toronto Star* shortstop on the Topps major league rookie all-star team established a Sox shortstop record with just 12 errors for the season only one unearned run crossed the plate after a Guillen miscue his .980 fielding percentage led all major league shortstops credited with the game-winning RBI in Tom Seaver's 300th career victory at New York August 4 Guillen predicted his game-winner to Seaver the evening before claimed that as the biggest thrill of his rookie season finished season with higher-than-anticipated .273 batting average batted .302 after June 10 (101-334) average had dropped to a low of .210 just 12 walks in 513 plate appearances despite aggressiveness at plate, Guillen struck out only 36 times first major league hit was a bunt single on a 3-0 pitch in season opener at Milwaukee hits in his first six big league games with at bats (9-24, .375) and in 13 of his first 14 contests (16-51, .314) longest hitting streak of rookie campaign was an eight-gamer September 4-11 (10-29, .345) enjoyed first career four-hit game against the Yankees August 14 in Chicago his perfect night also included his first big league homer off Ed Whitson 10th toughest strikeout in A.L. among hitters with a least 502 at bats.

Minor League Highlights: At 20 years of age, the slick-fielding Guillen played his fourth professional season at San Diego's "AAA" affiliate at Las Vegas in 1984 hit .296 there in his first "AAA" season drove in 53 runs as the Stars' leadoff hitter fanned only 40 times in 477 plate appearances enjoyed a defensive percentage of .969 in 549 total chances while leading the Pacific Coast League with 362 assists named to the Pacific Coast League all-star team called the loop's "no. 2 major league prospect at season's end" by *Baseball America* in 1983, hit .295 at "AA" Beaumont of the Texas League and struck out only 29 times in 427 at bats following the season, Guillen was voted one of the top 10 prospects in the Texas League at Reno of the "A" California League in 1982, Guillen posted his finest professional season, hitting .347 and leading the league in runs (103) and hits (183) en route to a berth on the loop's all star team began his professional career with Bradenton (Fla.) of the Gulf Coast League at 17 years of age in 1981.

(Ozzie Guillen continued)

Miscellaneous/Personal: Considered the key to the 1984 off-season trade that sent pitcher LaMarr Hoyt and a pair of Sox farmhands to San Diego for Luis Salazar, Tim Lollar, Bill Long and Guillen, still makes his permanent residence in his native Venezuela where he has achieved celebrity status since his 1985 A.L. rookie-of-the-year accolade, signed by San Diego as a free agent.

YEAR CLUB	AVG	G	AB	R	H	TB	2B	3B	HR	RBI	SH	SF	HB	BB	SO	SB	CS	E
1981 Bradenton	.259	55	189	26	49	55	4	1	0	16	7	1	1	13	24	8	2	14
1982 Reno	.347	130	528	103*	183*	224	33	1	2	54	14@	6	2	16	53	25	14	41
1983 Beaumont	.295	114	427	62	126	160	20	4	2	48	11@	5	0	15	29	7	5	38*
1984 Las Vegas	.296	122	463	81	137	190	26	6	5	53	7@	2	3	13	40	9	5	17
1985 WHITE SOX	.273	150	491	71	134	176	21	9	1	33	8	1	1	12	36	7	4	12
1986 WHITE SOX	.250	159	547	58	137	170	19	4	2	47	12	5	1	12	52	8	4	22
1987 WHITE SOX	.279	149	560	64	156	198	22	7	2	51	13	8	1	22	52	25	8	19
1988 WHITE SOX	.261	156	566	58	148	178	16	7	0	39	10	3	2	25	40	25	13	20
1989 WHITE SOX	.253	155	597	63	151	190	20	8	1	54	11	3	0	15	48	36	17	22
A.L. TOTALS	.263	769	2761	314	726	912	98	35	6	224	54	20	5	86	228	101	46	95
M.L. TOTALS	.263	769	2761	314	726	912	98	35	6	224	54	20	5	86	228	101	46	95

*Led league

Last HR: 9/8/89 @ Det.

ALL-STAR GAME RECORD

OZZIE GUILLEN DID NOT APPEAR IN 1988 ALL-STAR GAME DUE TO INJURY

BATTER'S STATISTICAL BREAKDOWN

CLUB	1989						CAREER					
	AVG	G	AB	H	HR	RBI	AVG	G	AB	H	HR	RBI
California	.180	13	50	9	0	5	.243	63	230	56	0	23
Kansas City	.341	13	44	15	0	8	.286	60	203	58	0	18
Minnesota	.213	13	47	10	0	4	.252	60	218	55	0	19
Oakland	.327	13	55	18	0	5	.259	62	247	64	0	25
Seattle	.269	13	52	14	0	6	.284	63	211	60	2	23
Texas	.130	13	46	6	0	3	.215	62	219	47	0	9
vs. West	.245	78	294	72	0	31	.256	370	1328	340	2	117
Baltimore	.240	12	50	12	0	3	.268	56	205	55	0	15
Boston	.306	12	49	15	0	3	.280	57	193	54	1	11
Cleveland	.185	9	27	5	0	0	.269	56	197	53	0	19
Detroit	.216	12	51	11	1	6	.201	58	209	42	1	18
Milwaukee	.313	12	48	15	0	3	.333	58	213	71	0	16
New York	.289	11	45	13	0	4	.286	57	213	61	1	14
Toronto	.242	9	33	8	0	4	.246	57	203	50	1	4
vs. East	.289	77	303	79	1	23	.269	399	1433	386	4	107
1989 totals/lifetime	.253	155	597	151	1	54	.263	769	2761	726	6	224
Home	.240	80	292	70	0	23						
Road	.266	75	305	81	1	31						
1st Half	.245	88	363	89	0	25						
2nd Half	.265	67	234	62	1	29						
April	.250	24	108	27	0	7						
May	.233	26	120	28	0	6						
June	.234	30	107	25	0	11						
July	.344	27	90	31	0	10						
August	.253	20	79	20	0	11						
Sept.-Oct.	.215	28	93	20	1	9						

GUILLEN'S CAREER GAME HIGHS
 HITS: 5 (7/9/87 @ N.Y.)
 HRs: 1 (six times, last 9/8/89 @ Det.)
 RBI: 4 (7/28/89 @ Cal.)

Grady Hall Pitcher/#51



Given name: Gardiner Carlile Hall. **Nickname:** "Grady." **Opening Day age:** 25, turns 26 May 29.
Born: May 29, 1964, Findlay, Ohio. **Bats/throws:** Right/left. **Height/weight:** 6-4/200. **Residence:** Findlay, Ohio. **Contract status:** Signed through 1990.
Family: Single. **First pro contract:** White Sox. **Sox acquisition:** Selected in first round (No. 20 overall) of June 1986 free agent draft.

1989: Posted a 12-8 ledger for the "AA" Southern League Champion Birmingham Barons, helped lead Barons to best record in league at 88-55, led SL

with nine complete games finished fourth with 190.2 innings struck out 147 batters, also fourth in SL registered an ERA of 3.45 in 27 starts.

Major League Highlights: Hall has not appeared in the major leagues.

Minor League Highlights: Made professional debut with "AAA" Buffalo on June 18, 1986 after being the top White Sox selection in that month's free agent draft completed his collegiate career at Northwestern University earlier that spring. **1988:** Had surgery on left elbow in May 1988 due to stress fracture in May of '88 missed two and one half months began season at "AAA" Vancouver where he recorded a 2-2 ledger with a 4.11 ERA made eight starts, hurled 46.0 frames, struck out 13 sent to "AA" Birmingham in mid-May at Birmingham led all Southern League pitchers in total chances (63) and assists (46) pitched three-hitter on June 1 in first game of doubleheader versus Memphis finished year with 9-8 record and 2.96 ERA made 20 starts, pitched five complete games and registered two shutouts threw 137 innings, struck out 69. **1987:** Season limited to 13 games due to injury to his left elbow owned a 3-5 record in 10 starts at "AA" Birmingham and was 1-1 during a three-game, rehabilitation period at "Rookie" Sarasota. **1986:** Won his first game June 18 at Indianapolis in front of several family members and friends from nearby Noblesville, where Hall attended high school at Buffalo fired his only shutout in his second professional start at Louisville June 23 was 2-0 with a 1.46 ERA after his first two starts but finished the year with a 4-5 mark and 6.06 ERA in a dozen starts.

Miscellaneous/Personal: First Team All-Big Ten and Second Team All-American pitcher in 1986 at Northwestern University holds school strikeout record and single-season win record placed second in balloting for Big Ten Player of the Year in '86 received Human Development degree from Northwestern in June 1986 1982 graduate of Noblesville High School in Noblesville, IN named All-State and County Player of the Year in 1982 was team's MVP after posting a 10-1 record recommended and signed by scout Larry Monroe.

YEAR	CLUB	W-L	PCT.	ERA	G	GSC	SHO	SV	IP	H	R	ER	HR	HB	BB-I	SO	WP	BK	
1986	Buffalo	4-5	.444	6.06	12	12	2	1	0	71.0	84	52	48	13	2	27-0	37	4	—
1987	Birmingham	3-5	.375	3.72	10	10	1	0	0	58.0	54	28	24	4	2	20-1	30	3	—
1987	Sarasota	1-1	.500	4.09	3	1	0	0	1	11.0	12	7	5	0	0	2-0	11	0	—
1988	Vancouver	2-2	.500	4.11	8	8	0	0	0	46	43	24	21	1	2	21-1	13	0	—
1988	Birmingham	9-8	.529	2.96	20	20	5	2	0	137	132	59	45	6	3	42-0	69	4	—
1989	Birmingham	12-8	.600	3.45	27	27	9	0	0	190.2	173	97	73	9	9	68-0	147	13	1

Roberto Hernandez Pitcher/#58

Given name: Roberto Manuel Hernandez. **Age:** 25. **Born:** November 11, 1964, Santurce, P.R. **Bats/throws:** Right/right. **Height/weight:** 6-4/220. **Residence:** Santurce, P.R. **Contract status:** Signed thru 1990. **Family:** Single. **First pro contract:** California Angels; selected in the first round, June 1986 free agent draft. **Sox acquisition:** Acquired from the California Angels on August 3, 1989 for outfielder Mark Davis.



1989: Opened season at "A" Palm Springs carried a 1-4 ledger with a 4.64 ERA, made seven starts pitched 42.0 innings, walked 16, struck out 33 moved over to Midland-A of the Texas League after stint at Palm Springs was 2-7 in 12 starts tossed 64.0 innings, struck out 42 posted a career-high 6.89 ERA traded to ChiSox organization August 3 finished year at Midwest League Champion South Bend White Sox made four starts and posted a 1-

(Roberto Hernandez continued)

1 ledger hurled 24.1 frames, walked seven, struck out 17 registered an ERA of 3.33.


Major League Highlights: Hernandez has never appeared in the major leagues.

Minor League Highlights: 1986: Began career at the Angels' Salem affiliate after being drafted number one was 2-2 in 10 starts pitched 55.0 innings, struck out 38. **1987:** Moved to Quad Cities of Midwest League was 2-3 in six starts covering 21.0 innings. **1988:** Started campaign at Quad Cities recorded career bests in wins (9) and ERA (3.17) made career-high 24 starts pitched 164.2 frames and struck out career-high 114 batters finished year at Midland posted an ERA of 6.57 in three starts.

Miscellaneous/Personal: Attended New Hampton Preparatory High School played collegiate ball at University of South Carolina at Aiken signed to first pro contract by White Sox Director of Scouting & Player Development Al Goldis, then with the Angels' organization.

YEAR	CLUB	W-L	PCT.	ERA	G	GSC	SHO	SV	IP	H	R	ER	HR	BB	BB-I	SO	WP	BK	
1986	Salem	2-2	.500	4.58	10	10	0	0	55	57	37	28	3	1	42-1	38	6	—	
1987	Quad City	2-3	.400	6.86	7	6	0	0	1	21	24	21	16	2	2	12-0	21	5	—
1988	Quad City	9-10	.474	3.17	24	24	6	1	0	164.2	157	58	48	8	6	48-0	114	7	—
	Midland	0-2	.000	6.57	3	3	0	0	0	12.1	16	13	9	0	1	8-0	7	1	—
1989	Palm Springs	1-4	.200	4.64	7	7	0	0	0	42.0	49	—	—	—	—	16-0	33	—	—
	Midland	2-7	.222	6.89	12	12	0	0	0	64.0	94	—	—	—	—	30-0	42	—	—
	South Bend	1-1	.500	3.33	4	4	0	0	0	24.1	19	9	9	1	0	7-0	17	0	0

Greg Hibbard Pitcher/#27



Given name: James Gregory Hibbard. **Opening Day age:** 25, turns 26 September 13. **Born:** September 13, 1964, New Orleans, La. **Bats/throws:** Left/left. **Height/weight:** 6-0/190. **Major League tenure:** 125 days. **Residence:** Cordova, Tenn. **Contract Status:** Signed thru 1990. **Family:** Married Candi. **First pro contract:** Kansas City Royals; selected in 16th round, June 1986 free agent draft. **Major league debut:** May 31, 1989 with White Sox (vs. Detroit). **Sox acquisition:** Obtained with pitchers John Davis, Melido Perez and Chuck Mount from Kansas City in exchange for pitcher Floyd Bannister and infielder Dave Cochrane December 10, 1987.

1989: Received call to majors on May 29 while at "AAA" Vancouver made major league debut and first start on May 31 versus Detroit hurled 6.0 frames, struck out three, yielded two runs and did not figure in decision finished season with 23 starts closed out rookie campaign with a 6-7 ledger and a team low 3.21 ERA among starters tossed first major league complete game on August 17 versus Texas at Comiskey Park yielded one earned run, gave up four hits, struck out two picked up third win of season hurled second complete game on September 2 at Comiskey Park versus Orioles, suffering the loss in a 2-1 defeat struck out career game-high six batters on August 27 at Cleveland pitched into seventh frame or farther seven times closed out campaign with 137.1 innings pitched yield of five home runs was lowest among starters.

Major League Highlights: See above.

Minor League Highlights: 1989: Began season at Vancouver posted a 2-3 record with a 2.64 ERA made nine starts for the Canadians pitched two complete games, one shutout and struck out 45 before callup to major leagues

on May 29. **1988:** Spent season at "AAA" Vancouver in his first year in the White Sox organization posted an 11-11 record in 24 starts (25 games) with the Canadians hurled four complete games, including one shutout walked just 44 batters in 144.1 innings his 24 starting assignments were second only to Adam Peterson's 28 on the Vancouver staff. **1987:** With three different clubs in the Royals' farm system compiled a 16-9 record in 28 starts 7-2 with a 1.11 ERA in nine starts at "A" Appleton of the Midwest League recorded 61 strikeouts and walked 18 in 64.2 innings for the Foxes next stop was "A" Fort Myers of the Florida State League, where he was 2-1 with a 1.88 ERA in three starts, including one shutout 20 strikeouts and three walks in 24 innings jumped to "AA" Memphis of the Southern League where he made 16 more starts owned a 7-6 mark and 3.23 ERA with three complete games and one shutout season totals included 136 strikeouts and 42 walks in 194.2 innings. **1986:** Began professional career at "A" Eugene of the Northwest League in 1986 after his selection in that June's draft by the Royals all but one of his 26 appearances at Eugene came in relief earned five saves and notched 44 strikeouts and 19 walks in 39 innings for the Emeralds.

Miscellaneous/Personal: Signed by the Royals after attending the University of Alabama and Mississippi Gulf Coast Junior College a native of New Orleans, Hibbard makes his home in Cordova, Tennessee.

YEAR CLUB	W-L	PCT.	ERA	G	GSC	G	SHO	SV	IP	H	R	ER	HR	HB	BB-I	SO	WP	BK
1986 Eugene	5-2	.714	3.46	26	1	0	0	5	39.0	30	23	15	2	2	19-0	44	0	0
1987 Appleton	7-2	.778	1.11	9	9	2	1	0	64.2	53	17	8	3	2	18-3	61	2	0
Fort Myers	2-1	.667	1.88	3	3	3	1	0	24.0	20	5	5	0	1	3-0	20	0	0
Memphis	7-6	.538	3.23	16	16	3	1	0	106.0	102	48	38	7	2	21-1	55	1	0
1988 Vancouver	11-11	.500	4.12	25	24	4	1	0	144.1	155	74	66	7	4	44-4	65	6	2
1989 Vancouver	2-3	.400	2.64	9	9	2	1	0	58.0	47	24	17	3	1	11-0	45	5	0
WHITE SOX	6-7	.462	3.21	23	23	2	0	0	137.1	142	58	49	5	2	41-0	56	4	0
A.L. TOTALS	6-7	.462	3.21	23	23	2	0	0	137.1	142	58	49	5	2	41-0	56	4	0
M.L. TOTALS	6-7	.462	3.21	23	23	2	0	0	137.1	142	58	49	5	2	41-0	56	4	0

Last complete game: 9/2/89 vs. Balt.

PITCHER'S STATISTICAL BREAKDOWN

CLUB	1989						CAREER					
	ERA	W-L	SV	IP	ER	SO	ERA	W-L	SV	IP	ER	SO
California	—	—	—	—	—	—	—	—	—	—	—	—
Kansas City	2.70	1-0	0	16.2	5	7	2.70	1-0	0	16.2	5	7
Minnesota	6.75	0-1	0	6.2	5	0	6.75	0-1	0	6.2	5	0
Oakland	2.35	0-1	0	7.2	2	2	2.35	0-1	0	7.2	2	2
Seattle	2.19	1-0	0	12.1	3	8	2.19	1-0	0	12.1	3	8
Texas	4.30	1-2	0	23.0	11	9	4.30	1-2	0	23.0	11	9
vs. West	3.53	3-4	0	66.1	26	26	3.53	3-4	0	66.1	26	26
Baltimore	1.04	1-1	0	17.1	2	8	1.04	1-1	0	17.1	2	8
Boston	0.00	0-0	0	8.0	0	3	0.00	0-0	0	8.0	0	3
Cleveland	0.73	2-0	0	12.1	1	6	0.73	2-0	0	12.1	1	6
Detroit	5.40	0-2	0	18.1	11	5	5.40	0-2	0	18.1	11	5
Milwaukee	9.00	0-0	0	3.0	3	0	9.00	0-0	0	3.0	3	0
New York	4.50	0-0	0	12.0	6	7	4.50	0-0	0	12.0	6	7
Toronto	0.00	0-0	0	0.0	0	0	0.00	0-0	0	0.0	0	0
vs. East	2.92	3-3	0	71.0	23	29	2.92	3-3	0	71.0	23	29
1989 totals/lifetime	3.21	6-7	0	137.1	49	55	3.21	6-7	0	137.1	49	55
Home	2.86	4-3	0	69.1	22	37	HIBBARD'S CAREER GAME HIGHS Ks: 6 (8/27/89 at Clev.) LONGEST WIN STREAK: 2 Games					
Road	3.57	2-4	0	68.0	27	28						
1st Half	2.87	1-2	0	47.0	15	19						
2nd Half	3.39	5-5	0	90.1	34	36						
April	—	—	—	—	—	—						
May	3.00	0-0	0	6.0	2	3						
June	3.03	0-2	0	29.2	10	10						
July	3.42	2-0	0	26.1	10	15						
August	3.32	2-3	0	38.0	14	14						
Sept.-Oct.	3.38	2-2	0	37.1	13	13						

Shawn Hillegas Pitcher/#57



Given name: Shawn Patrick Hillegas. **Opening Day age:** 25, turns 26 August 21. **Born:** August 21, 1964 in Dos Palos, Calif. **Bats/throws:** Right/right. **Height/weight:** 6-2/223. **Major league tenure:** One year, 147 days. **Residence:** Export, Pa. **Contract status:** Signed thru 1990. **Family:** Married Cathy Duran; sons Michael (February 4, 1977), Robert (May 20, 1981), and Jimmy (December 27, 1983) and daughters Nichole (February 13, 1980) and Brittany (March 3, 1988). **First pro contract:** Los Angeles; selected in 1st round, January 1984 free agent draft. **Sox acquisition:** From Los Angeles as the player to be named later (September 2, 1988) in exchange for pitcher Rick Horton August 30, 1988.

1989: Broke spring camp in ChiSox rotation demoted to bullpen on May 30 when record as starter plunged to 1-5 on May 17 at Detroit was used in relief for first time in White Sox career hurled final frame in picking up first career save, struck out two placed back in rotation on September 16 versus California and registered victory hurled 5.0 innings, yielded one run, struck out season-high five as starter in '89 posted a 2-7 record in relief notched a 5-4 mark tossed 119.2 frames, fifth most on staff made 13 starts, appeared in 50 games which tied him for third highest on ChiSox staff recorded 76 strikeouts, third best on staff did not allow a run in six appearances from August 9-20 finished season with 3 saves, 4.74 ERA and an overall record of 7-11 was 4-5 versus West with 4.34 ERA over 58.0 frames versus East was 3-6 with 5.11 ERA.

Major League Highlights: Made 10 mid-season starts for the eventual World Series champion Los Angeles Dodgers in 1988 before being traded to the White Sox on September 2, 1988. **1988:** Opened the season at "AAA" Albuquerque after being the Dodgers' final spring training cut recalled June 19 and started 10 games for Los Angeles compiled a 3-4 mark with 4.13 ERA had 3.96 ERA in a starting role won first two starts for the Dodgers (June 20 vs. Atlanta and June 27 at Houston) 3-3 record with 2.98 ERA in June and July Dodgers scored only four runs in his four losses optioned back to Albuquerque on August 15 joined the Sox in early September in a trade for reliever Rick Horton compiled a 3-2 record in six Chisox starts and owned a 3.15 ERA first Pale Hose win was an impressive 3-2 decision over the Twins September 11 at Comiskey Park limited the Twins to just two earned runs on four hits in eight full innings flirted with a no-hitter in his second win, a 6-1 verdict at Texas September 21 held the Rangers hitless for six and one-third innings allowed just one unearned run and three hits in eight and two-thirds frames before giving way to closer Bobby Thigpen third and final win came on season's final day at Kansas City. **1987:** Made major league debut August 9 with the Dodgers after spending most of the season at "AAA" Albuquerque compiled a 4-3 record in 12 games including 10 starts recorded seven strikeouts against the Giants August 14 and carried a perfect game through four and one-third innings.

Minor league highlights: Began career at "A" Vero Beach in 1984 started 13 games and went 5-3 with a 1.83 ERA advanced to "AA" San Antonio for 1985 season was 4-10 despite the sixth-best ERA in the Texas League (3.17) opened 1986 campaign with San Antonio, posting a 9-5 mark with 3.06 ERA before promotion to Albuquerque made nine starts for the Dukes and was 1-5 with 6.17 ERA still managed 43 strikeouts in 46.2 innings despite high ERA. Posted a 5-4 record with a 3.61 ERA and 54 strikeouts in 87 innings before being recalled June 19 started two games in August for the Dukes, allowing only four earned runs in 13.2 innings recorded 6-4 ledger with 3.49 ERA for Albuquerque started 1987 the season with Albuquerque earned PCL All-

Star honors led Dukers staff in wins (13) and strikeouts (105) won seven of last eight "AAA" decisions recalled August 8.

Miscellaneous/Personal: Earned all-state and all-conference honors for Middle Georgia Junior College led 1983 team to second-place finish at the National Junior College Tournament was 6-1 and fanned 44 in 49 innings compiled undefeated 11-0 ledger with 1.73 ERA and 74 strikeouts in 1984 team finished fourth at tournament graduate of Forest Hills High School (Sidman, Pa.).

YEAR CLUB	W-L	PCT.	ERA	G	GSCG	SHO	SV	IP	H	R	ER	HR	HB	BB-I	SO	WP	BK	
1984 Vero Beach	5-3	.625	1.83	13	13	4	2	0	93.1	71	25	19	1	3	33-3	64	1	2
1985 San Antonio	4-10	.286	3.17	23	23	3	0	0	139.1	134	72	49	6	3	67-1	56	5	4
1986 San Antonio	9-5	.643	3.06	17	17	7	1	0	132.1	107	60	45	7	2	58-1	97	7	0
Albuquerque	1-5	.166	6.17	9	9	1	0	0	46.2	48	35	32	1	2	31-2	43	4	0
1987 Albuquerque	13-5	.722	3.37	24	24	4	1	0	165.2	172	79	62	4	0	64-1	105	7	0
LOS ANGELES	4-3	.571	3.57	12	10	0	0	0	58.0	52	27	23	5	0	31-0	51	4	0
1988 Albuquerque	6-4	.600	3.49	16	15	2	2	0	100.2	93	44	39	—	—	22--	65	—	—
LOS ANGELES	3-4	.429	4.13	11	10	0	0	0	56.2	54	26	26	5	3	17-1	30	3	0
WHITE SOX	3-2	.600	3.15	6	6	0	0	0	40.0	30	16	14	4	1	18-0	26	0	0
1989 WHITE SOX	7-11	.389	4.74	50	13	0	0	3	119.2	132	67	63	12	3	51-4	76	4	1
A.L. TOTALS	10-13	.435	4.34	56	19	0	0	3	159.2	162	83	77	16	4	69-4	102	4	1
N.L. TOTALS	7-7	.500	3.85	23	20	0	0	0	114.2	106	53	49	10	3	48-1	81	7	0
M.L. TOTALS	17-20	.459	4.13	79	39	0	0	3	274.1	268	136	126	26	7	117-5	183	11	1

PITCHER'S STATISTICAL BREAKDOWN

CLUB	1989						CAREER					
	ERA	W-L	SV	IP	ER	SO	ERA	W-L	SV	IP	ER	SO
California	1.04	1-1	0	17.1	2	10	1.04	1-1	0	17.1	2	10
Kansas City	1.17	1-1	0	7.2	1	6	1.32	2-1	0	13.2	2	11
Minnesota	4.38	1-2	1	12.1	6	7	4.10	2-3	1	26.1	12	13
Oakland	0.00	0-0	0	1.2	0	1	0.00	0-0	0	1.2	0	1
Seattle	9.00	1-1	0	12.0	12	9	9.00	1-1	0	12.0	12	9
Texas	9.00	0-0	0	7.0	7	4	3.74	1-0	0	21.2	9	16
vs. West	4.34	4-5	1	58.0	28	37	3.59	7-6	1	92.2	37	60
Baltimore	6.14	0-0	0	7.1	5	2	6.14	0-0	0	7.1	5	2
Boston	3.46	1-1	0	13.0	5	9	3.46	1-1	0	13.0	5	9
Cleveland	10.80	0-1	0	1.2	2	3	10.80	0-1	0	1.2	2	3
Detroit	6.43	0-0	1	7.0	5	6	6.43	0-0	1	7.0	5	6
Milwaukee	0.79	1-0	0	11.1	1	5	3.24	1-1	0	16.2	6	8
New York	4.91	1-2	1	11.0	6	8	4.91	1-2	1	11.0	6	8
Toronto	9.58	0-2	0	10.1	11	6	9.58	0-2	0	10.1	11	6
vs. East	5.11	3-6	2	61.2	35	39	5.37	3-7	2	67.0	40	42
1989 totals/lifetime	4.74	7-11	3	119.2	63	76	4.34	10-13	3	159.2	77	102
Home	4.62	6-5	1	60.1	31	38	HILLEGAS' CAREER GAME HIGHS Ks: 6 (twice, last 9/27/88 vs. Tex.) LONGEST WIN STREAK: 4 Games					
Road	4.85	1-6	2	59.1	32	38						
1st Half	5.36	5-9	3	80.2	48	46						
2nd Half	3.46	2-2	0	39.0	15	30						
April	5.04	0-3	0	25.2	14	12						
May	7.11	1-3	1	32.2	25	19						
June	3.60	2-1	1	15.2	6	9						
July	3.31	3-2	1	16.2	6	14						
August	2.19	0-1	0	13.2	3	10						
Sept.-Oct.	4.41	1-1	0	17.2	8	12						

COMISKEY PARK FLASHBACK

Promotions 1970's style: Shrine Night, Team Jersey Day, McDonald's Breakfast Game, Beer Case Stacking Contests, Anti-Superstition Night, Mexican Fiesta Day, Farm Night, the King and His Court, Octoberfest, Diamond Night, and (gulp!) Disco Demonstration.

Lance Johnson Outfielder/#1



Given name: Kenneth Lance Johnson. **Opening Day age:** 26, turns 27 July 7. **Born:** July 7, 1963, Cincinnati, Ohio. **Bats/throws:** Left/left. **Height/weight:** 5-11/159. **Major league tenure:** One year, two days. **Residence:** Mobile, Ala. **Contract status:** Signed thru 1990. **Family:** Married Sharon Brown. **First pro contract:** St. Louis Cardinals; selected in sixth round, June 1984 free agent draft. **Major league debut:** July 10, 1987 with St. Louis (vs. San Francisco). **Sox acquisition:** Obtained with pitcher Rick Horton from St. Louis in exchange for pitcher Jose DeLeon February 9, 1988.

1989: Started campaign at Vancouver appeared in 106 games hit .306 with 33 stolen bases contract purchased from Canadians on July 29 appeared in 50 games for ChiSox registered single-game career high three RBI on September 9 at Detroit stole Pale Hose season-high three bases September 1 versus Baltimore finished season with career-high 16 stolen bases notched career highs with two triples, eight doubles and .300 average in '89 upon recall established himself as lead-off man in Sox line-up made 41 starts and recorded 16 multihit games registered six of seven career three-hit games in '89, last on September 25 versus Minnesota had eight-game hitting streak (September 8-15) voted Vancouver player of the year for the second straight season, for which he again received the Charles W. Lubin Award.

Major League Highlights: Has spent portions of the past three campaigns in the major leagues participated in the 1987 National League Championship Series and World Series with the St. Louis Cardinals. **1988:** Opened the season as the regular Sox center fielder but an early slump brought a move to "AAA" Vancouver in mid-May returned to the Sox in mid-September after helping the Canadians win the Northern Division of the Pacific Coast League by hitting .307 hit just .190 in his first 22 games with the Sox and was shipped to Vancouver May 13 enjoyed his first career four-hit game in his first game back September 19 at Texas also drove in three runs and stole two bases in that contest just three hits in 35 at bats the rest of the season good on six of eight stolen base attempts. **1987:** Joined the Cardinals July 10 when pitcher Danny Cox was placed on the disabled list made his major league debut that day against San Francisco returned to Louisville July 18 recalled August 21 and finished the season with the Cardinals first big league starting assignment came August 22 made 11 starts in right field and two in center recorded his first major league hit August 23 at Cincinnati in front of his family and hometown friends first three-hit game occurred August 31 in St. Louis against the Reds made one appearance in the NLCS against the Giants and entered the record books as the first pinch-runner to steal a base in NLCS history when he swiped second during the seventh inning of game three later scored the go-ahead run in that inning as the Cards rallied for a 6-5 win made lone World Series appearance in game five at St. Louis, pinch-running for catcher Tony Pena and stealing second base.

Minor League Highlights: A sixth-round draft choice of the Cardinals in June 1984, Johnson made stops at four St. Louis farm clubs on his way to the big leagues began pro career at "A" Erie in the New York-Penn League in 1984 led that short-season loop in runs (63) and hits (96) and tied for second in stolen bases (29) selected as outfielder on the Topps/National Association Short "A" and Rookie League all-star squad played at "A" St. Petersburg in 1985 and was named to the Florida State League West Division all-star team career-high 55 RBI and a .270 batting average in '85 moved to "AA" Arkansas in

1986 and led the Texas League with 49 stolen bases enjoyed outstanding year at "AAA" Louisville in 1987, grabbing the American Association's "rookie-of-the-year" and "most valuable player" awards success at that level helped earn his first promotion to the big leagues in 116 games at Louisville, was among league leaders in batting average (.333) and stolen bases (42) established professional career highs in runs (89), hits (159), triples (11) and home runs (5) named the top American Association prospect by Baseball America selected to the National Association "AAA" all-star team 159 hits was a Louisville record hit a .307 batting average at Vancouver in '88 and topped the club with 71 runs, 126 hits and 49 stolen bases..... hit .306 at Vancouver in 106 1989 games stole 33 bases while recording 124 hits and 28 RBI.

Miscellaneous/Personal: Graduated from Princeton High in Cincinnati in 1981 attended Triton Junior College in suburban Chicago (River Grove) from 1981-83 later attended South Alabama (1983-84) played baseball at both schools and was selected as an outfielder on the All-Sun Belt Conference team one of his teammates at Triton was current Minnesota Twins star Kirby Puckett the two were reunited at the 1987 World Series.

YEAR	CLUB	AVG	G	AB	R	H	TB	2B	3B	HR	RBI	SH	SF	HB	BB	SO	SB	CS	E
1984	Erie	.339	71	283	63	96	116	7	5	1	28	1	3	0	45	20	29	10	8
1985	St. Petersburg	.270	129	497	68	134	177	17	10	2	55	2	9	0	58	39	33	19	5
1986	Arkansas	.288	127	445	82	128	170	24	6	2	33	3	2	1	59	57	49	15	7
1987	Louisville	.333	116	477	89	159	217	21	11	5	50	3	2	0	49	45	42	16	8
	ST. LOUIS	.220	33	59	4	13	17	2	1	0	7	0	0	0	4	6	6	1	2
1988	Vancouver	.307	100	441	71	126	156	12	6	2	36	2	5	0	42	52	49	16	5
	WHITE SOX	.185	33	124	11	23	29	4	1	0	6	2	0	0	6	11	6	2	2
1989	WHITE SOX	.300	50	180	28	54	66	8	2	0	16	2	0	0	17	24	16	3	2
A.L. TOTALS		.253	83	304	39	77	95	12	3	0	22	4	0	0	23	35	22	5	4
N.L. TOTALS		.220	33	59	4	13	17	2	1	0	7	0	0	0	4	6	6	1	2
M.L. TOTALS		.248	121	363	43	90	112	14	4	0	29	4	0	0	27	41	28	6	6

NLCS RECORD

YEAR	CLUB	AVG	G	AB	R	H	2B	3B	HR	RBI
1987	St. L. vs. SF.	—	1	0	1	0	0	0	0	0

WORLD SERIES RECORD

YEAR	CLUB	AVG	G	AB	R	H	2B	3B	HR	RBI
1987	St. L. vs. Minn.	—	1	0	0	0	0	0	0	0

BATTER'S STATISTICAL BREAKDOWN

CLUB	1989						CAREER					
	AVG	G	AB	H	HR	RBI	AVG	G	AB	H	HR	RBI
California	.125	4	16	2	0	0	.121	8	33	4	0	1
Kansas City	.400	6	20	8	0	2	.243	12	37	9	0	2
Minnesota	.280	6	25	7	0	4	.280	6	25	7	0	4
Oakland	.167	3	6	1	0	0	.152	9	33	5	0	2
Seattle	.625	3	8	5	0	1	.385	8	26	10	0	1
Texas	.276	7	29	8	0	5	.269	12	52	14	0	8
vs. West	.298	29	104	31	0	12	.238	55	206	49	0	18
Baltimore	.370	6	27	10	0	1	.342	9	38	13	0	1
Boston	—	—	—	—	—	—	.143	2	7	1	0	0
Cleveland	.267	4	15	4	0	0	.267	4	15	4	0	0
Detroit	.429	5	14	6	0	3	.429	5	14	6	0	3
Milwaukee	—	—	—	—	—	—	—	—	—	—	—	—
New York	—	—	—	—	—	—	.250	2	4	1	0	0
Toronto	.150	6	20	3	0	0	.150	6	20	3	0	0
vs. East	.303	21	76	23	0	3	.286	28	98	28	0	4
1988 totals/lifetime	.300	50	180	54	0	16	.253	83	304	77	0	22
Home	.274	24	84	23	0	7						
Road	.323	26	96	31	0	9						
1st Half	—	—	—	—	—	—						
2nd Half	.300	50	180	54	0	16						
April	—	—	—	—	—	—						
May	—	—	—	—	—	—						
June	—	—	—	—	—	—						
July	.333	1	3	1	0	0						
August	.316	23	76	24	0	10						
Sept.-Oct.	.287	26	101	29	0	6						

**JOHNSON'S
CAREER GAME HIGHS**
HITS: 4 (9/19/88 @ Tex.)
RBI: 3 (twice, last 9/9/89 at Det.)

Barry Jones Pitcher/#50



Given name: Barry Louis Jones. **Age:** 27. **Born:** February 15, 1963, Centerville, Ind. **Bats/throws:** Right/right. **Height/weight:** 6-4/225. **Contract status:** Signed thru 1990. **Major league tenure:** Three years, 38 days. **Residence:** Anna Maria, Fla. **Family:** Married Anita Burris. **First pro contract:** Pittsburgh; selected in 3rd round, June 1984 free agent draft. **Sox acquisition:** From Pittsburgh in exchange for pitcher Dave LaPoint August 13, 1988.

1989: Established himself in spring training as main Sox setup man picked up first save of season at Oakland on April 7th, hurled 3.1 frames, yielded one run, struck out three in relief of Shawn Hillegas, April 11 at Seattle, picked up first win of season tossed 2.1 innings, yielded two hits pitched in relief on 11 different occasions in the month of April started developing problems with right elbow placed on DL May 13 for the removal of bone chips May 19 moved to 21-day DL August 24 was sent to South Bend "A" for rehab assignment along with a brief stint at Gulf Coast White Sox at South Bend, hurled 3.2 innings, yielded two earned runs, fanned two with Gulf Coast Sox pitched 18.1 frames, registered 14 strikeouts returned to ChiSox roster on September 2 after having missed 112 games picked up two consecutive victories on September 18 at Kansas City threw 2.2 innings, yielded one hit, struck out one notched second win on September 22 at Texas, pitched final one-third inning finished season with 3-2 ledger and one save in 30.1 frames finished five games in last 10 appearances.

Major League Highlights: Marked first full big league season in 1988, splitting it between the Pirates and White Sox. **1988:** Opened season with Pittsburgh and appeared in 42 games, all in relief posted a 1-1 record and 3.04 ERA in 56.1 innings saved two games (June 24 against Montreal and July 5 versus San Diego) but was primarily used in middle relief did not allow first earned run until May 14 (14.2 innings) posted a 1.59 ERA in July ERA stayed below 2.00 until June 2 (2.39) came to the Sox August 13 in a trade for left-handed starting pitcher Dave LaPoint continued fine work with the Sox, posting a 2-2 record and 2.42 ERA in 17 relief appearances earned one save (August 30 versus Detroit) in his only opportunity allowed just seven earned runs in 26.0 innings just two earned runs given up in his last 13 outings and 17.2 innings primarily a setup man for closer Bobby Thigpen. **1987:** Made the Pirates' Opening Day roster posted an 0-1 record and 11.81 ERA in five appearances before being optioned to "AAA" Vancouver April 24 recalled by the Pirates June 18 went 1-1 with 4.74 ERA in 13 games after recall enjoyed a stretch of 10.0 scoreless innings from August 6-September 16. **1986:** Made major league debut July 18, 1986 against San Diego appeared in 26 games in '86, posting a 3-4 mark with a 3.56 ERA saved three games notched first major league win August 11 at Chicago tallied first save July 28 against Montreal.

Minor League Highlights: Began career with "A" Watertown in 1984 went 6-3 in 14 starts in '84 converted to short relief in '85 with "A" Prince William posted a 3-2 mark with a 1.21 ERA and 10 saves before being promoted to "AA" Nashua appeared in 23 games at Nashua, saving 12 named to the '85 Eastern League All-Star team earned late-season promotion to "AAA" Hawaii in '85, appearing in one regular season game and the playoffs began 1986 season at Hawaii saved seven games for the Islanders before call to the big leagues compiled 1-2 ledger with 3.20 ERA at Vancouver in '87 saved 11 games for the Canadians and finished fifth in the Pacific Coast League struck out 27 in 25.1 innings at Vancouver.

Miscellaneous/Personal: Native of Centerville, Ind. now lives with wife Anita in Anna Maria, Fla. attended Indiana University for three years.

YEAR	CLUB	W-L	PCT.	ERA	G	GS	CG	SHO	SV	IP	H	R	ER	HR	HB	BB-I	SO	WP	BK
1984	Waterman	6-3	.666	3.43	14	14	2	1	0	86.2	75	41	33	4	4	49-0	61	8	2
1985	Prince William	3-2	.600	1.21	28	0	0	0	10	37.1	26	7	5	0	0	19-3	42	9	0
	Nashua	3-2	.600	1.55	23	0	0	0	12	29.0	19	6	5	1	0	10-0	24	4	0
	Hawaii	0-0	.000	9.00	1	0	0	0	0	3.0	5	5	3	0	0	1-0	2	0	0
1986	Hawaii	3-6	.333	3.56	35	0	0	0	7	48.0	41	20	19	3	2	20-4	28	0	0
	PITTSBURGH	3-4	.429	2.89	26	0	0	0	3	37.1	29	16	12	3	0	21-2	29	2	0
1987	PITTSBURGH	2-4	.333	5.61	32	0	0	0	1	43.1	55	34	27	6	0	23-6	28	3	0
	Vancouver	1-2	.333	3.20	20	0	0	0	11	25.1	21	9	9	2	0	14-1	27	0	0
1988	PITTSBURGH	1-1	.500	3.04	42	0	0	0	2	56.1	57	21	19	3	1	21-6	31	7	1
1988	WHITE SOX	2-2	.500	2.42	17	0	0	0	1	26.0	15	7	7	3	0	17-1	17	6	1
1989	South Bend	0-0	.000	4.91	3	0	0	0	0	3.2	6	3	2	0	0	0-0	2	0	0
	W/Sox-Gulf	0-1	.000	1.47	7	4	0	0	1	18.1	12	7	3	0	1	5-0	14	0	0
	WHITE SOX	3-2	.600	2.37	22	0	0	0	1	30.1	22	12	8	2	1	8-0	17	1	0
A.L. TOTALS		5-4	.556	2.40	39	0	0	0	2	56.1	37	19	15	5	1	25-1	34	7	1
N.L. TOTALS		6-9	.400	3.81	100	0	0	0	6	137.0	141	71	58	12	1	65-14	88	12	1
M.L. TOTALS		11-13	.458	3.40	139	0	0	0	8	193.1	178	90	73	17	2	90-15	122	19	2

PITCHER'S STATISTICAL BREAKDOWN

CLUB	1989						CAREER					
	ERA	W-L	SV	IP	ER	SO	ERA	W-L	SV	IP	ER	SO
California	0.00	0-0	0	1.2	0	2	0.00	0-0	0	1.2	0	2
Kansas City	0.00	1-0	0	2.2	0	1	0.00	2-0	0	5.1	0	5
Minnesota	0.00	0-0	0	1.0	0	0	1.69	0-0	0	5.1	1	5
Oakland	2.57	0-0	1	7.0	2	5	2.57	0-0	1	7.0	2	5
Seattle	8.31	1-1	0	4.1	4	1	8.31	1-1	0	4.1	4	1
Texas	0.00	1-0	0	1.2	0	0	0.00	1-0	0	2.2	0	1
vs. West	2.95	3-1	1	18.1	6	9	2.39	4-1	1	26.1	7	19
Baltimore	0.00	0-0	0	2.1	0	3	0.00	0-0	0	2.1	0	3
Boston	4.15	0-1	0	4.1	2	3	4.15	0-1	0	4.1	2	3
Cleveland	0.00	0-0	0	2.0	0	0	3.86	0-2	0	9.1	4	2
Detroit	0.00	0-0	0	0.2	0	0	0.00	0-0	1	4.1	0	2
Milwaukee	—	—	—	—	—	—	0.00	1-0	0	5.0	0	2
New York	0.00	0-0	0	1.0	0	0	0.00	0-0	0	1.0	0	0
Toronto	0.00	0-0	0	1.2	0	2	4.91	0-0	0	3.2	2	3
vs. East	1.50	0-1	0	12.0	2	8	2.40	1-3	1	30.0	8	15
1989 totals/lifetime	2.37	3-2	1	30.1	8	17	2.40	5-4	2	56.1	15	34
Home	3.46	0-1	0	13.0	5	7	JONES'S CAREER GAME HIGHS Ks: 8 (4/20/86 at Chicago Cubs) LONGEST WIN STREAK: 2 Games					
Road	1.56	3-1	1	17.1	3	10						
1st Half	4.32	1-2	1	16.2	8	9						
2nd Half	0.00	2-0	0	13.2	0	8						
April	4.30	1-2	1	14.2	7	9						
May	4.50	0-0	0	2.0	1	0						
June	—	—	—	—	—	—						
July	—	—	—	—	—	—						
August	—	—	—	—	—	—						
Sept.-Oct.	0.00	2-0	0	11.1	0	8						

Ron Karkovice Catcher/#20

Given name (pronunciation): Ronald Joseph Karkovice (KAR-ko-vice). **Nickname:** "Karko."
Age: 26, turns 27 August 8. **Born:** August 8, 1963, Union, N.J. **Bats/throws:** Right/right. **Height/weight:** 6-1/215. **Major league tenure:** Two years, 175 days. **Residence:** Orlando, Fla. **Contract status:** Signed through 1990. **Family:** Married Maureen O'Brien; son John Patrick (3/13/89). **First pro contract:** White Sox. **Major league debut:** August 17, 1986 with White Sox (vs. Milwaukee). **Sox acquisition:** Selected first round (14th player in nation), June 1982 free agent draft.



1989: Enjoyed most productive year of major league career registered career highs with a .264 average, 24 RBI, 48 hits, nine doubles and two triples

(Ron Karkovice continued)

appeared in 71 games, caught 57 was one of the most efficient catchers in major leagues threw out 21-of-43 would-be base stealers on April 11 at Seattle registered career-high three hits versus Mariners repeated that same feat on July 30 at California and August 9 versus Oakland notched seven-game hitting streak August 3-18 recorded ten multihit games over season reached season-high batting average of .275 on September 12 had four RBI on May 10 at Milwaukee, going 2-for-4 with a home run hit first career grand slam on August 27 at Cleveland off John Farrell; also recorded career game high-five RBI finished season with three home runs, matching career season best, and had 48 hits over last 24 games went 20-for-63 .317 with 10 RBI.

Major League Highlights: Hit .264 in '89, almost 100 points better than season-entering career average of .168 made jump to big leagues from "AA" Birmingham to the White Sox August 16, 1986 and caught Steve Carlton's first A.L. win the following afternoon in Karko's major league debut also caught Joe Cowley's no-hitter over the Angels at Anaheim September 19, 1986. **1988:** Opened the season at "AAA" Vancouver and was called up by the Sox May 11 when catcher Carlton Fisk was disabled with a broken right hand made 37 starts behind the plate before being outrighted back to Vancouver in August following Fisk's return from the disabled list hit .174 with three home runs and nine RBI picked up five RBI in a two-game span May 29 at Toronto and May 31 at Detroit, including a three-run homer against the Tigers collected five two-hit games nailed 13 of 28 opposing base stealers and only six runners stole bases when Karkovice was able to make a throw performed well in winter ball in Puerto Rico, hitting a pair of game-winning grand slams. **1987:** The Opening Day Sox catcher and the regular backstop through mid-May a silent bat plagued Karkovice's rookie season hitting just .078 after May 16 start and did not play again until May 27 eight catching starts in June and three more in July before being optioned to "AAA" Hawaii during the All-Star Game break July 15 spent rest of the season with the Islanders final Sox batting average was .071 (6-85) with two homers and seven RBI only GWRBI of the season came Opening Day at Kansas City hits in consecutive games just once (May 6 versus New York and May 9 versus Baltimore) his two homers came May 9 at Chicago versus Baltimore and June 2 at Texas despite the hitting woes, Karkovice still sparkled defensively threw out 10 of 15 attempted base stealers, including one stretch of five in a row. **1986:** Singled once in four trips, drove in a run, and scored once in his major league debut versus the Brewers August 17 hit safely in three of his first four games, seven of his first nine and nine of his initial 13 recorded first two-hit game September 20 at California in his 25th game socked first big league homer August 27 in Chicago off Kansas City's Danny Jackson also homered in Cowley's no-hitter longest hitting streak was a five-gamer from September 22-28 (7-14, .500) hit safely in 10 of his last 16 games (14-42, .333) to raise his final batting average to .247.

Minor League Highlights: Has performed at all levels of the Sox organization since being the club's top pick in the 1982 June draft rookie season numbers at Sarasota in 1982 included a team-high seven home runs and 32 RBI in 60 games promoted to "A" Appleton in '83, Karkovice shared the club lead in homers with 13 named to the Midwest League all-star team that season split the '84 season between "AA" Glens Falls and "AAA" Denver in 88 games, hit 13 home runs at Glens Falls, third best on the club hit two more round-trippers in 31 games at Denver spent the '85 campaign at Glens Falls and knocked out 11 homers with 37 RBI battled assorted injuries and was limited to just 99 games hit .282 in 97 games at "AA" Birmingham before the jump to the Sox in '86 belted 20 homers and drove home 53 runs with the Barons, the best offensive production of his professional career batted .183 in 34 games at "AAA" Hawaii in 1987 with four homers and 11 RBI after his return to the minor leagues in July hit .250 with a pair of homers and 39 RBI at Vancouver in '88.

Miscellaneous/Personal: An outstanding defensive catcher with an exceptional throwing arm above average running speed for a catcher an exceptional bunter the 14th overall selection in the June 1982 free agent draft.

YEAR CLUB	AVG	G	AB	R	H	TB	2B	3B	HR	RBI	SH	SF	HB	BB	SO	SB	CS	E
1982 Sarasota	.262	60	214	34	56	83	6	0	7	32	1	2	1	29	73	5	3	12
1983 Appleton	.239	97	326	54	78	140	17	3	13	48	3	2	4	31	90	10	1	0
1984 Glens Falls	.215	88	260	37	56	106	9	1	13	39	1	0	1	25	102	3	1	11
Denver	.221	31	86	7	19	26	1	0	2	10	1	3	1	8	25	1	0	2
1985 Glens Falls	.216	99	324	37	70	118	9	3	11	37	0	0	2	49	104	6	2	14
1986 Birmingham	.282	97	319	62	90	165	13	1	20	53	2	9	4	61	109	2	2	10
WHITE SOX	.247	37	97	13	24	43	7	0	4	13	1	1	1	9	37	1	0	1
1987 WHITE SOX	.071	39	85	7	6	12	0	0	2	7	1	0	2	7	40	3	0	3
Hawaii	.183	34	104	15	19	34	3	0	4	11	0	0	0	8	37	3	0	3
1988 Vancouver	.250	39	116	12	29	45	10	0	2	13	3	1	1	8	26	2	0	3
WHITE SOX	.174	46	115	10	20	33	4	0	3	9	3	0	1	7	30	4	2	1
1989 WHITE SOX	.264	71	182	21	48	70	9	2	3	24	7	2	2	10	56	0	0	5
A.L. TOTALS	.205	193	479	51	98	158	20	2	12	53	12	3	6	33	163	8	2	10
M.L. TOTALS	.205	193	479	51	98	158	20	2	12	53	12	3	6	33	163	8	2	10

Last HR: 8/27/89 at Clev.

Last grand slam: 8/27/89 at Clev. (Career: 1)

BATTER'S STATISTICAL BREAKDOWN

CLUB	1989						CAREER					
	AVG	G	AB	H	HR	RBI	AVG	G	AB	H	HR	RBI
California	.444	4	9	4	0	1	.269	13	26	7	1	3
Kansas City	.400	4	10	4	0	2	.240	18	50	12	1	8
Minnesota	.308	5	13	4	0	1	.225	16	40	9	1	3
Oakland	.400	5	20	8	0	2	.333	12	36	12	1	3
Seattle	.263	8	19	5	0	1	.175	16	40	7	0	1
Texas	.091	3	11	1	0	0	.125	20	56	7	2	7
vs. West	.317	29	82	26	0	7	.218	95	248	54	6	25
Baltimore	.111	5	9	1	0	1	.100	11	20	2	1	4
Boston	.250	5	12	3	0	0	.280	12	25	7	1	1
Cleveland	.333	2	6	2	1	5	.160	10	25	4	1	5
Detroit	.313	7	16	5	0	1	.250	13	32	8	1	4
Milwaukee	.231	5	13	3	1	5	.222	10	27	6	1	6
New York	.190	8	21	4	1	4	.188	19	48	9	1	4
Toronto	.174	10	23	4	0	1	.148	23	54	8	0	4
vs. East	.220	42	100	22	3	17	.190	98	231	44	6	28
1989 totals/lifetime	.264	71	182	48	3	24	.205	193	479	98	12	53
Home	.241	34	87	21	0	8						
Road	.284	37	95	27	3	16						
1st Half	.228	42	101	23	2	13						
2nd Half	.309	29	81	25	1	11						
April	.250	13	32	8	1	4						
May	.200	19	45	9	1	7						
June	.222	8	18	4	0	1						
July	.350	6	20	7	0	2						
August	.356	13	45	16	1	8						
Sept.-Oct.	.182	12	22	4	0	2						

**KARKOVIC'S
CAREER GAME HIGHS**
 HITS: 3 (three times, last 8/9/89 vs. Oak.)
 HRs: 1 (twelve times, last 8/27/89 at Clev.)
 RBI: 5 (last 8/27/89 at Clev.)

Eric King Pitcher/ #36

Given Name: Eric Steven King. **Opening day age:** 25, turns 26 April 10. **Born:** April 10, 1964, Oxford, Calif. **Bats/throws:** Right/right. **Height/weight:** 6-2/218. **Major league tenure:** Three years, 104 days. **Residence:** Simi Valley, Calif. **Contract status:** Signed through 1990. **Family:** Married Lisa Mora. **First pro contract:** San Francisco Giants, signed as a free agent June 11, 1983. **Sox acquisition:** Obtained from Detroit Tigers in exchange for outfielder Kenny Williams March 23, 1989.



1989: Acquired from Detroit during spring training..... initially projected for long relief but became emergency starter when Melido Perez pulled quad muscle on April 3 made Sox debut start at California on April 5 versus Angels, pitched 3.0 innings, yielded three runs, suffered loss was winless in first three starts picked up first victory on April 22 versus Mariners at Comiskey Park was second career shutout and fourth career complete game was one of

(Eric King continued)

two Sox starters to pitch a shutout in '89 limited M's to three hits in authoring 1-0 whitewashing registered four straight wins from April 22 to May 13 had stretch where he dropped five consecutive contests from May 19 to June 8 developed sore right shoulder and on June 12 was placed on 15-day DL, retroactive to June 9 missed 35 games while on DL had two rehab starts at Rookie League White Sox and one at "A" Sarasota where he pitched a complete game with seven strikeouts and no walks activated on July 16 and returned to Sox rotation made first ChiSox start since injury on July 25 versus Seattle tossed 5.0 frames, yielded three runs but did not figure in decision put together string of three consecutive wins from August 8 to September 1 finished season with 9-10 ledger, winning four of his last seven starts in 25 starts recorded 3.39 ERA, second lowest among starters closed out campaign with 5-2 record following stint on DL tossed 159.1 frames, second highest total on pitching staff struck out 72, third highest hurled into seventh inning in 12 out of 25 starts.

Major League Highlights: Voted Tiger Rookie-of-the-Year in 1986 tied a major league record for putouts by a pitcher (6) on July 8, 1986 vs. Minnesota. **1988:** Opened the season at "AAA" Toledo of the Tigers farm system compiled a 3-4 record with a 3.26 ERA in 10 starts for the Mud Hens earned a promotion to the majors on May 23 made five starts for the Tigers posted a 4-1 record on the season with three saves and a 3.41 ERA in 23 appearances in first appearance back blanked the Brewers over the final 1.1 innings in a 4-3 victory May 26 June 21, tossed three innings in relief as Detroit won in a 7-6 comeback victory over the Yankees was 3-1 in five games started allowed 13 earned runs in 33 innings pitched and posted a 3.54 ERA notched two victories over Boston in two starts, defeating Mike Boddicker 3-2 in Detroit August 5 and besting Roger Clemens 18-6 at Fenway August 14 hurled 6.1 frames out of the bullpen on two occasions, June 3 vs the Indians and August 24 at Minnesota. **1987:** Used mainly as a relief pitcher except for four starts enjoyed an outstanding April hurled in 10 appearances yielding a 2.45 ERA notched a 2-1 record for the month returned to the bullpen after three starts in early May celebrated with two consecutive saves at Texas on May 20 and at Minnesota on May 22 hurled 5.2 innings of one-hit relief in a 14-inning, 5-3 victory at Boston June 6. **1986:** Had contract purchased from Nashville on May 14 made major league debut with Detroit May 15, 1986 pitched 5.1 frames of one-hit ball in relief appearance earned first major league victory on May 21, 1986 vs. Seattle, allowing only one hit in six innings won four successive major league decisions, May 21 through June 29, 1986 went the distance for the first time in his career on June 18, 1986 in a 6-1 victory at Baltimore yielded five hits and struck out a career-high 10 batters pitched a six-hit shutout on July 20, 1986 vs. Texas in a 4-0 win.

Minor League Highlights: Started pro career at Great Falls of the Giants system in 1983 posted a 3-4 record in 20 games and compiled an ERA of 4.31. **1984:** Played at Clinton hurled his way to a 5-10 season record in a career-high 21 games started appeared in 35 games, compiling an ERA of 3.36. **1985:** Traded to the Tigers from the Giants with pitcher Dave LaPoint and catcher Matt Nokes for pitchers Juan Berenguer, Scott Medvin and catcher Bob Melvin October 7, 1985 logged a 5-3 record appeared in 15 games at Shreveport pitched a two-hit shutout at Jackson on April 26.

COMISKEY PARK FLASHBACK

The American League color barrier was broken in Comiskey Park on July 5, 1947 when Larry Doby stepped up to bat for the Cleveland Indians as a pinch hitter. Sox pitcher Earl Harrist struck him out.

YEAR CLUB	W-L	PCT.	ERA	G	GSCG	SHO	SV	IP	H	R	ER	HR	HB	BB-I	SO	WP	BK
1983 Great Falls	3-4	—	4.31	20	7	1	0	2 56	58	31	27	—	—	—	61	—	—
1984 Clinton	5-10	—	3.36	35	21	2	0	3 147	142	74	55	—	—	—	124	—	—
1985 Shreveport*	5-3	—	2.32	15	15	2	1	0 105	74	34	27	—	—	—	80	—	—
1986 Nashville	3-2	—	3.52	6	6	1	0	0 38	29	16	15	—	—	—	38	—	—
DETROIT	11-4	—	3.51	33	16	3	1	3 138.1	108	54	54	—	—	—	79	—	—
1987 DETROIT	6-9	—	4.89	55	4	0	0	9 116	111	67	63	—	—	—	89	—	—
1988 Toledo	3-4	—	3.26	10	10	2	0	0 69.0	54	26	25	—	—	—	51	—	—
DETROIT	4-1	—	3.41	23	5	0	0	3 68.2	60	28	26	—	—	—	45	—	—
1989 Sarasota	1-0	1.000	1.00	1	1	1	0	0 9.0	9	1	1	0	0	0-0	7	0	0
W/SOX-Gulf	1-1	.500	4.09	2	2	0	0	0 11.0	13	8	5	0	1	3-1	8	2	0
WHITE SOX	9-10	.474	3.39	25	25	1	1	0 159.1	144	69	60	13	4	64-1	72	5	4
A.L. TOTALS	30-24	.556	3.79	136	50	4	2	15 482.1	423	218	203	—	—	221-0	288	—	—
M.L. TOTALS	30-24	.556	3.79	136	50	4	2	15 482.1	423	218	203	—	—	221-0	288	—	—

ALCS RECORD

YEAR CLUB	W-L	ERA	G	GS	CG	SHO	SV	IP	H	R	ER	BB	SO
1987 DETROIT	0-0	1.69	2	0	0	0	0	5.1	3	1	1	2	4

PITCHER'S STATISTICAL BREAKDOWN

CLUB	1989						CAREER					
	ERA	W-L	SV	IP	ER	SO	ERA	W-L	SV	IP	ER	SO
California	8.10	0-2	0	6.2	6	5	4.66	2-3	1	29.0	15	21
Kansas City	3.86	0-0	0	7.0	3	2	3.92	2-1	0	20.2	9	15
Minnesota	3.21	1-1	0	14.0	5	4	3.35	2-3	1	37.2	14	23
Oakland	2.20	0-1	0	16.1	4	5	3.06	1-4	0	50.0	17	28
Seattle	3.81	1-1	0	26.0	11	16	3.32	3-2	3	57.0	21	26
Texas	9.00	0-1	0	9.0	9	3	3.89	1-2	1	39.1	17	12
vs. West	4.33	2-6	0	79.0	38	35	3.55*	12-15*	6*	240.2*	95*	132*
Baltimore	1.65	3-1	0	27.1	5	13	1.45	6-1	2	68.1	11	51
Boston	1.00	0-0	0	9.0	1	3	3.99	3-1	1	38.1	17	22
Cleveland	0.00	1-0	0	6.0	0	3	4.43	3-0	2	42.2	21	22
Detroit	5.73	1-1	0	11.0	7	4	5.73	1-1	0	11.0	7	4
Milwaukee	1.13	1-0	0	8.0	1	3	8.27	2-2	2	20.2	19	11
New York	1.29	1-0	0	7.0	1	3	5.16	2-2	1	29.2	17	30
Toronto	5.25	0-2	0	12.0	7	8	4.85	1-2	1	29.2	16	16
vs. East	2.46	7-4	0	80.1	22	37	4.08	18-9	9	238.0	108	156
1989 totals/lifetime	3.39	9-10	0	159.1	60	72	3.79*	30-24*	15*	482.1*	203*	288*
Home	3.20	6-7	0	98.1	35	45	KING'S CAREER GAME HIGHS Ks: 10 (6/18/86 at Balt.) HITS: 3 (vs. Seattle 4/22/89) LONGEST WIN STREAK: 4 Games					
Road	3.69	3-3	0	61.0	25	27						
1st Half	4.00	4-8	0	84.1	37	44						
2nd Half	2.76	5-2	0	75.0	23	28						
April	3.71	1-3	0	26.2	11	19						
May	3.82	3-3	0	37.2	16	23						
June	9.00	0-2	0	10.0	10	2						
July	3.00	0-0	0	14.0	4	4						
August	3.76	2-0	0	26.1	11	9						
Sept.-Oct.	1.61	3-2	0	44.2	8	15						

*Includes totals vs. White Sox

Ron Kittle Infielder/Outfielder/#42

Given name: Ronald Dale Kittle. **Age:** 32. **Born:** January 5, 1958, Gary, Ind. **Bats/throws:** Right/right. **Height/weight:** 6-4/220. **Major league tenure:** Seven years, thirty-two days. **Residence:** Valparaiso, Ind. **Contract Status:** Signed thru 1990. **Family:** Married Laura Cooke; daughter Hayley Elizabeth (May 5, 1986), and son Dylan James (January 12, 1989). **First pro contract:** Los Angeles Dodgers; signed as a free agent July 5, 1977. **Major league debut:** September 2, 1982 with the White Sox (vs. Texas). **Sox acquisition:** Signed as a free agent November 23, 1988.



1989: Enjoying fine return to Chicago after two-year leave when lower back spasms developed placed on DL June 11 and had surgery performed on July 6 for removal of herniated disc, causing his loss for rest of season prior to injury led Pale Hose with 11 home runs and 37 RBI was hottest player in the

(Ron Kittle continued)

month of May in A.L. voted American League Player of the Week May 8-14 as well as American League Player of the Month for May during month of May compiled 25 RBI and batted .371 (26-70) also added seven homers with a league-leading .714 slugging percentage and .453 on-base percentage made first career start at first base on April 20 versus Mariners registered four-hit day on May 14 at Baltimore, fourth of his career recorded season game-high three RBI on three occasions, last May 9 at Milwaukee had 12-game hitting streak from May 1-14 (19-for-43 .442) versus Baltimore hit .583 (7-for-12) with six RBI moved into sixth place on Sox all-time career HR list with 122 finished year with a career best .302 average, appeared in 51 games, notched 51 hits.

Major League Highlights: Owns six Comiskey Park roofshots, the most in the major leagues' oldest ballpark. **1988:** Served as a designated/pinch hitter for the Cleveland Indians ranked second in the major leagues with one home run every 12.5 at bats (trailing only Ken Phelps of Seattle/New York Yankees who hit one every 12.4 AB) led the major leagues with three pinch-hit homers, the last of which was an 11th-inning game-winner over the Sox at Comiskey Park August 28 the three guest homers equalled the most in the major leagues since Candy Maldonado hit four with the Giants in 1986 and the most by an A.L. player since Jeff Burroughs hit four with Oakland in 1982 led the Tribe with a .533 slugging percentage and was third on the squad with 18 homers belted a homer in his first at bat as an Indian, April 13 off Minnesota's Bert Blyleven appeared in just 18 games in April and May but had four homers in just 51 at bats became the club's regular designated hitter on June 12 remained in that role through July 5 and hit .259 (22-85) with eight home runs and 18 RBI in 22 games in a four-game stretch from June 13-17, "Kitty" hit .615 (8-13) with five home runs (including his 13th and 14th career two-homer games) and seven RBI hit seven homers in 31 at bats from June 13-24 (10 games) split the DH duties in the second half of the season with Terry Francona suffered a broken little toe on left foot when struck by a Tommy John pitch September 12 versus New York injury limited him to just three pinch-hitting appearances the rest of the season continued his amazing success versus Blyleven in '88 went three-for-seven with two homers and four RBI hit .385 (5-13) as a pinch-hitter, with three homers and four RBI. **1987:** His only full season with the Yankees was enjoying a fine campaign until he suffered an inflamed musculature of his neck and was placed on the 15-day disabled list July 7 had played in 42 games at that point, batting .305 with eight homers and 23 RBI belted his first career inside-the-park home run at Toronto June 29 off John Cerutti played in four games under the injury rehabilitation program at "AAA" Columbus while on the disabled list with his sore neck led the Yankees with a ratio of one homer every 13.25 at bats played just twice in the outfield with one starting assignment. **1986:** Began the year with the White Sox and was traded to New York (with Wayne Tolleson and Joel Skinner for Ron Hassey, Carlos Martinez and a player to be named) July 29 composite totals showed 116 games, a .218 batting average, 21 homers and 60 RBI notched four two-homer games with the Sox 100th career homer came April 30 against Baltimore at Comiskey Park. **1985:** Hampered by a shoulder injury suffered in a collision with Comiskey Park's left-field wall April 20 struggled for the season's first half, hitting just .191 with eight homers and 17 RBI through August 5 did not hit his first homer until May 7 at Cleveland off Blyleven played with injured shoulder until finally going on the disabled list July 4 spent one week at "AAA" Buffalo on rehabilitative assignment in mid-July two-homer game versus Boston August 8 at Comiskey Park (including his sixth career roofshot) signaled a strong finish for Kittle equalled his career high with an 11-game hitting streak September 1-17 named A.L. player of the week September 9-15 with three homers and a .429 average (9-21) in the six games he played. **1984:** Followed his 35-homer rookie-of-the-year season with 32 round-trippers as a sophomore led the Sox in home runs for the second straight year became the first player in history to hit three home runs onto the Comiskey Park roof in one season also poked two pinch-hit homers A.L. player of the week for April 23-29 with a .435 (10-23) batting average, four homers and nine RBI three two-homer games. **1983:** Captured A.L. rookie-

of-the-year honors with 35 home runs and 100 RBI for the West Division champion White Sox was the fourth Sox player to win the coveted award only White Sox player selected to the victorious American League all-star team in the summer classic at Comiskey Park 35 homers wiped out Sox rookie record of 27 set by Zeke Bonura in 1934 100 RBI second-best rookie total in White Sox history (Bonura had 110 in '34) most RBI by an A.L. rookie since Fred Lynn (105) and Jim Rice (102) in 1975 joined Greg Luzinski (32 homers) as the most productive home run tandem in White Sox history joined Luzinski and Carlton Fisk (26 homers) as the most prolific home run trio in Sox history led the A.L. with 150 strikeouts playoff action ended in game three against Baltimore when Oriole pitcher Mike Flanagan hit Kittle on the left knee hit .286 in the ALCS went one-for-two in the All Star Game. **1982:** Appeared in 20 major league games in September after tearing apart the Pacific Coast League made his major league debut September 2 at Comiskey Park against Texas recorded his first big league start and hit (a double) September 4 against the Rangers first major league homer off Minnesota's Frank Viola at the Metrodome October 2.

Minor League Highlights: Recorded some of the gaudiest statistics in memory named 1982 minor league player of the year at "AAA" Edmonton with Pacific Coast League-leading totals of 50 home runs and 144 RBI despite hitting .345, he did not win the triple crown the PCL most valuable player and all-star also led the loop in slugging percentage (.729) his '82 stats gave Kittle a two-season total of 90 home runs, 246 RBI, and a composite .336 batting average for 236 "AA" and "AAA" games also named Eastern League most valuable player in 1981 at Glens Falls with 40 homers and 102 RBI hit .324 but missed the triple crown in 1980 at "A" Appleton, Kittle hit .316 in 61 games and was named to the Midwest League all-star team before being promoted to Glens Falls where he hit .308 in 17 games.

Miscellaneous/Personal: Makes his permanent home in Valparaiso, Ind., just a few miles from his hometown of Gary signed his first professional contract with the Dodgers in 1977 hit poorly and complained of numbness in his right arm problem diagnosed as a pinched nerve in his neck stemming from a pair of crushed vertebrae the unknown injury prompted spinal fusion surgery in 1978 Kittle wore a neck brace for four months the Dodgers, feeling his career was over, released him in September of 1978 while Kittle was working for a construction firm, he was offered a special tryout with the White Sox at Comiskey Park through former Pale Hose pitching great Billy Pierce a graduate of Wirt High School in Gary where he was a three-sport letterman all-Indiana choice in basketball.

YEAR CLUB	AVG	G	AB	R	H	TB	2B	3B	HR	RBI	SH	SF	HB	BB	SO	SB	CS	E
1977 Clinton	.189	22	53	9	10	14	4	0	0	3	1	1	1	9	23	1	0	0
Lethbridge	.250	34	100	22	25	49	3	0	7	21	1	1	0	11	32	3	0	6
1978 Clinton	.143	13	35	2	5	9	2	1	0	4	0	0	0	1	14	1	1	1
1979 Knoxville	.274	53	157	28	43	72	9	1	6	26	0	1	4	12	47	0	1	5
Appleton	.258	35	120	18	31	42	3	1	2	12	0	0	0	15	46	0	0	1
1980 Appleton	.316	61	209	31	66	123	15	3	12	56	0	4	8	20	47	0	2	0
Glens Falls	.308	17	65	11	20	37	3	1	4	9	0	0	1	4	14	0	0	0
1981 Glens Falls	.324	109	389	97	126	269*	17	3	40*	102*	0	1	7	60	107	0	1	3
1982 Edmonton	.345	127	472	121*	163	355*	22	10	50*	144*	0	3	10@	74	109	5	3	8
WHITE SOX	.241	20	29	4	7	12	2	0	1	7	0	0	0	3	12	0	0	0
1983 WHITE SOX	.254	145	520	75	132	268	19	3	35	100	0	3	8	39	150*	8	3	9
1984 WHITE SOX	.215	139	466	67	100	211	15	0	32	74	0	4	6	49	137*	3	6	7
1985 WHITE SOX	.230	116	379	51	87	177	12	0	26	58	0	2	5	31	92	1	4	1
Buffalo	.333	6	21	3	7	15	2	0	2	5	0	0	1	5	3	0	0	0
1986 WHITE SOX	.213	86	296	34	63	125	11	0	17	48	0	6	3	28	87	2	1	0
NEW YORK (A.L.)	.238	30	80	8	19	33	2	0	4	12	0	2	0	7	23	2	0	0
1987 NEW YORK (A.L.)	.277	59	159	21	44	85	5	0	12	28	0	3	1	10	36	0	1	0
Columbus	.222	4	18	3	4	4	0	0	0	1	0	0	1	1	5	0	0	0
1988 CLEVELAND	.258	75	225	31	58	120	8	0	18	43	0	5	8	16	65	0	0	0
1989 WHITE SOX	.302	51	169	26	51	94	10	0	11	37	0	4	1	22	42	0	1	4
A.L. TOTALS	.241	721	2323	316	561	1125	84	2	156	407	0	29	32	205	644	16	16	21
M.L. TOTALS	.241	721	2323	316	561	1125	84	2	156	407	0	29	32	205	644	16	16	21

Last HR: 6/8/89 @ Texas

(Ron Kittle Continued)

ALCS RECORD

YEAR	CLUB	AVG	G	AB	R	H	2B	3B	HR	RBI
1983	SOX vs. BLT.	.286	3	7	1	2	1	0	0	0

ALL-STAR GAME RECORD


YEAR	CLUB	AVG	G	AB	R	H	2B	3B	HR	RBI
1983	A.L., CHGO.	.500	1	2	0	1	0	0	0	0

BATTER'S STATISTICAL BREAKDOWN

CLUB	1989							CAREER				
	AVG	G	AB	H	HR	RBI	AVG	G	AB	H	HR	RBI
California	.500	2	6	3	0	1	.282	—	170	48	8	22
Kansas City	—	—	—	—	—	—	.205	—	161	33	7	27
Minnesota	.200	4	15	3	0	2	—	—	201	54	20	41
Oakland	.063	5	16	1	0	1	.192	—	219	42	12	35
Seattle	.259	7	27	7	1	4	.252	—	226	57	17	50
Texas	.538	4	13	7	2	3	.188	—	128	24	7	17
vs. West	.273	22	77	21	3	11	.233*	—	1105*	266*	71*	192*
Baltimore	.583	4	12	7	1	6	.237	—	180	41	6	22
Boston	.294	5	17	5	1	5	.243	—	218	52	16	37
Cleveland	—	—	—	—	—	—	.265	—	140	36	8	31
Detroit	.267	6	15	4	1	2	.246	—	122	29	14	32
Milwaukee	.439	4	16	7	3	9	.250	—	196	48	10	33
New York	.217	6	23	5	1	2	.263	—	194	51	13	32
Toronto	.222	4	9	2	1	2	.236	—	168	38	17	30
vs. East	.326	29	92	30	8	26	.248	—	1218	295	84	212
1989 totals/lifetime	.302	51	169	51	11	37	.241*	—	2323*	561*	156*	407*
Home	.271	22	70	19	6	20	KITTLE'S CAREER GAME HIGHS HITS: 4 (four times, last 5/14/89 @ Balt.) HRs: 2 (14 times, last 6/17/88 vs. N.Y.) RBI: 6 (4/14/83 vs. Balt.)					
Road	.323	29	99	32	5	17						
1st Half	.302	51	169	51	11	37						
2nd Half	—	—	—	—	—	—						
April	.211	20	71	15	2	7						
May	.372	23	70	26	7	25						
June	.357	8	28	10	2	5						
July	—	—	—	—	—	—						
August	—	—	—	—	—	—						
Sept.-Oct.	—	—	—	—	—	—						

*Includes totals vs. White Sox.

Jerry Kutzler Pitcher/#52



Given name: Jerry Scott Kutzler. **Age:** 25. **Born:** March 25, 1965, Waukegan, Illinois. **Bats/throws:** Left/right. **Height/weight:** 6-1/175. **Major league tenure:** none. **Residence:** Zion, Illinois. **Contract status:** Signed thru 1990. **Family:** Single. **First pro contract:** White Sox. **Sox acquisition:** selected in sixth round, June 1987 draft.

1989: Non-roster invitee to White Sox spring training camp posted a 2-0 mark with a 0.00 ERA in six spring appearances covering eight innings assigned to "AA" Birmingham of the Southern League March 22 owned 9-4 record with 3.62 ERA over 14 starts hurled four complete games with 85 strikeouts and 27 walks in 99.1 innings named Player of the Game as starting pitcher in Sox' 5-4 victory over the Cubs in the Gatorade/Windy City Classic May 18 promoted to "AAA" Vancouver of the Pacific Coast League June 24 posted a 5-5 mark with a 3.83 ERA for the Canadians worked 80 innings over 12 starts with two complete games.

Major League Highlights: Kutzler has not appeared in the major leagues.

Minor League Highlights: Began career with Sarasota of the Gulf Coast League in 1987 promoted in mid-July to "A" Peninsula, where he finished with a 5-2 mark went 4-1 in August with a 3.15 ERA. **1988:** Named Florida State League Pitcher of the Year winner of the Charles Lubin Award as Class

"A" Tampa Player of the Year led FSL in wins (16) and complete games (12) finished second in the FSL in shutouts (4) and third in innings pitched (184) White Sox organization Player of the Month in June recorded 40 consecutive scoreless innings, June 15-July 10 threw two-hitters against Miami May 29 and Osceola July 24 won 15 of 16 decisions between May 14-August 20.

Miscellaneous/personal: 1983 graduate of Waukegan (Ill.) West High School attended William Penn College played baseball and basketball and earned All-Conference, All-County and MVP honors.

YEAR	CLUB	W-L	PCT.	ERA	G	GS	CG	SHO	SV	IP	H	R	ER	HR	HB	BB-I	SO	WP	BK
1987	Sarasota	1-1	.500	4.95	4	3	0	0	0	20	14	13	11	2	7	7-0	16	1	—
	Peninsula	5-2	.714	4.10	10	9	2	1	0	64	53	34	29	1	3	24-1	30	2	—
1988	Tampa	16-7	.696	2.79	26	26	12	4	0	184	154	73	57	10	6	39-1	100	9	—
1989	Birmingham	9-4	.692	3.62	14	14	4	0	0	99.1	95	50	40	5	4	27-0	85	2	1
	Vancouver	5-5	.500	3.83	12	12	2	0	0	80.0	76	37	34	6	7	20-1	36	0	0

Bill Long Pitcher/#46

Given name: William D. Long. **Age:** 30. **Born:** February 29, 1960, Cincinnati, Ohio. **Bats/throws:** Right/right. **Height/weight:** 6-0/185. **Major league tenure:** Two years, 169 days. **Residence:** Cincinnati, Ohio. **Contract status:** Signed through 1990. **Family:** Married Maggie Phelan. **First professional contract:** San Diego; selected second round, June 1981 free agent draft. **Major league debut:** July 21, 1985 with White Sox (vs. Cleveland). **Sox acquisition:** With infielders Luis Salazar and Ozzie Guillen and pitcher Tim Lollar from San Diego in exchange for pitchers LaMarr Hoyt, Todd Simmons and Kevin Kristan, December 7 1984.



1989: Opened season as Sox starter optioned to Vancouver on May 29 with Canadians hurled 26.0 innings, recorded a record of 1-2 with a 2.77 ERA, struck out 14 recalled on June 22 finished year as middle reliever as long reliever made four appearances in which he pitched more than five innings picked up first win of season on April 7 at Oakland, hurled 5.2 frames, struck out four, allowed four hits earned second win of season May 4 versus Boston at Comiskey Park, worked season-high 6.2 innings, yielded one run, struck out two fanned season-high five batters on April 29 at New York and September 19 at Kansas City picked up only save September 30 versus Cleveland season ERA finished under 4.00 for first time in major league career (3.92) closed campaign on high note, compiling an ERA of 2.35 in 53.2 innings covering last 19 appearances on season worked 98.2 innings, struck out 51 posted 5-5 ledger, appeared in 30 games, started eight had 3-5 mark as starter, 2-0 in relief.

Major League Highlights: Became the first White Sox pitcher since Richard Dotson in 1979 to fire a complete game shutout for his first major league win when he blanked the Yankees, 2-0, May 5, 1987 at Comiskey Park two of his first three major league victories were shutouts. **1988:** Completed first full big league season opened the season in the bullpen, working short and middle relief moved back to familiar role as a starter June 17 at Milwaukee and, with the exception of two bullpen appearances, remained in the rotation for the remainder of the campaign finished 2-2 with a 4.02 ERA out of the bullpen and was 6-9 with a 4.04 ERA as a starter earned a save in his first outing, a 2-1 win over California at Comiskey Park April 7 second and final save came May 14 versus Toronto in Chicago longest relief stint came in his first victory of the season May 7 at Baltimore when he worked 4.2 innings as a starter,

(Bill Long continued)

hurled three complete games and tied Melido Perez for the staff lead in that category his 47 total appearances were third most on the staff two of the three complete games came in Sox losses only successful distance performance came in his final start September 19 at Texas when he limited the Rangers to just five hits in a 7-3 Sox win fired a career-long 10.0 inning stint August 3 versus Oakland in Chicago. **1987:** Opened the season at "AAA" Hawaii and won two starts there before being summoned by the White Sox April 21 when pitcher Neil Allen was placed on the 15-day disabled list did not pitch for the Sox until May 5, two weeks after having his contract purchased and 20 days after his last start with Hawaii the layoff had no ill effects as he fired a two-hit shutout at the Yankees in Comiskey Park for his first major league victory started against the Yankees again just one week later at New York, allowing just three earned runs and six hits in 7.2 innings no-decision in the Sox' 5-4, 13-inning loss stayed in rotation as the staff's fifth starter and suffered his first loss May 26 to Kansas City in Comiskey Park notched the only two White Sox wins on a 2-8 road trip through Texas, California and Oakland in early June the 15-5 win at Texas June 2 was the first Sox win at Arlington since 1985 fired his second shutout June 7 at California, limiting the Angels to just seven hits with no walks and six strikeouts at that point, his record stood at 3-1 with a 2.98 ERA he had struck out 22 batters and walked only four in 45.1 innings dropped his next two starts (the Sox were blanked 2-0 in the latter at Seattle June 17) to move his record to 3-3 and hovered around the .500 mark for the rest of the season never more than one game below the break-even point and never more than two up on the rest of the league continued his mastery over the Yankees with 7.1 innings of two-hit, shutout relief in 15-inning win at New York July 11 longest winning streak was three (August 2 at Milwaukee, August 21 at Texas, and August 26 at Boston) struck out a career-high nine batters in complete-game win at Texas August 21 earned win over A.L. Cy Young Award winner Roger Clemens at Fenway Park August 26 that win raised his mark to 8-6 and was his final victory of the season earned his first major league save with four innings of one-hit relief September 30 versus California fired five complete games but was the losing pitcher in two of them issued just 28 walks in 169.0 innings, a ratio of just 1.49 walks per nine innings pitched. **1985:** Recalled by the Sox July 20 from "AAA" Buffalo and made his big league debut with a start versus Cleveland the following afternoon at Comiskey Park earned no-decision after working five innings and allowing three earned runs on seven hits made two more starts and one relief appearance before returning to Buffalo August 4 only decision came in a loss at Yankee Stadium on national television August 3 finished the short stint with a 10.29 ERA but recorded 13 strikeouts against just five walks in 14.0 innings.

Minor League Highlights: A product of the San Diego farm system spent first professional season at Salem of the Carolina League and tied for second in the loop with three shutouts despite making only 13 starts promoted to "AA" Amarillo of the Texas League in 1982 led that circuit in innings pitched (198) and was third in complete games (nine) made his first "AAA" appearance in '83 with Las Vegas after starting the season at "AA" Beaumont shared the Texas League lead with 14 victories in 1984, was fourth in ERA (2.93) and fifth in strikeouts (114) led the American Association with 13 victories at Buffalo in 1985 won his first five decisions and allowed just three earned runs in his initial 30.2 innings of the season before being slowed by tendonitis in his right shoulder was 10-2 on the road that year with a fine 2.42 ERA compiled a 9-9 record in a full season at Buffalo in 1986 season interrupted May 11 when a line drive off the bat of Iowa's Dave Martinez fractured his jaw returned to action in June record was 3-2 with a 2.57 ERA at the time of his injury after return to action, Long improved his mark at one point to 7-4 but a late-season slump dropped him to his final .500 level managed five complete games in 22 starts and finished with a 3.88 ERA best outing of the year was a seven-inning one-hitter at Indianapolis over the eventual American Association champion Indians April 18 in the first game of a twin bill opened the 1987 season at "AAA" Hawaii but joined the Sox in April.

Miscellaneous/Personal: Acquired by the Sox in the multi-player deal with San Diego that sent LaMarr Hoyt to the Padres and brought 1985 A.L. rookie-of-the-year Ozzie Guillen to Chicago a native of Cincinnati, attended and pitched for Miami University in Oxford, Ohio. one of his Miami teammates was current Houston Astro second baseman Bill Doran he and wife Maggie make their permanent home in Cincinnati.

YEAR CLUB	W-L	PCT.	ERA	G	GSCG	SHO	SV	IP	H	R	ER	HR	HB	BB-I	SO	WP	BK
1981 Salem	9-2	.818	2.79	14	13	4	3	0 87	31	81	27	6	2	28-1	80	8	1
1982 Amarillo	12-10	.545	4.40	27	27	9	1	0 198	222	116	97	9	4	53-3	117	4	2
1983 Beaumont	2-5	.286	5.65	10	10	1	0	0 65	80	47	41	1	2	28-2	33	2	1
Las Vegas	5-5	.500	7.65	18	11	0	0	0 62	97	66	53	8	1	28-2	41	3	0
1984 Beaumont	14-5	.737	2.93	25	24	4	2	0 160	149	56	52	8	1	67-1	114	5	1
1985 Buffalo	13-6	.684	3.51	25	22	7	1	0 151.1	146	69	59	12	1	43-2	71	1	2
WHITE SOX	0-1	.000	10.29	4	3	0	0	0 14.0	25	17	16	4	0	5-2	13	1	0
1986 Buffalo	9-9	.500	3.88	22	22	5	0	0 146.0	159	73	63	15	1	44-2	86	4	0
1987 Hawaii	2-0	1.000	4.15	2	2	0	0	0 13.0	15	7	6	0	0	4-0	6	0	0
WHITE SOX	8-8	.500	4.37	29	23	5	2	1 169.0	179	85	82	20	3	28-1	72	0	1
1988 WHITE SOX	8-11	.421	4.03	47	18	3	0	2 174	187	89	78	21	4	43-4	77	2	0
1989 Vancouver	1-2	.333	2.77	3	3	2	1	0 26.0	17	8	8	2	0	2-0	14	0	1
WHITE SOX	5-5	.500	3.92	30	8	0	0	1 98.2	101	49	43	8	4	37-0	51	3	0
A.L. TOTALS	21-25	.457	4.33	110	52	8	2	4 455.2	492	240	219	53	11	113-7	213	6	1
M.L. TOTALS	21-25	.457	4.33	110	52	8	2	4 455.2	492	240	219	53	11	113-7	213	6	1

Last complete game: 9/19/88 at Tex.

Last shutout 6/7/87 at Calif.


PITCHER'S STATISTICAL BREAKDOWN

CLUB	1989						CAREER					
	ERA	W-L	SV	IP	ER	SO	ERA	W-L	SV	IP	ER	SO
California	7.11	0-1	0	6.1	5	3	4.89	1-3	2	35.0	19	17
Kansas City	0.71	0-0	0	12.2	1	9	3.38	1-1	0	40.0	15	16
Minnesota	5.14	0-0	0	7.0	4	3	4.68	0-3	0	25.0	13	10
Oakland	0.00	1-0	0	6.1	0	3	3.60	1-2	0	25.0	10	15
Seattle	8.74	1-1	0	11.1	11	7	6.92	2-4	0	39.0	30	19
Texas	0.00	0-0	0	8.0	0	3	3.48	3-1	0	51.2	20	25
vs. West	3.66	2-2	0	51.2	21	28	4.47	8-14	2	215.2	107	102
Baltimore	8.10	0-1	0	6.2	6	7	4.62	2-2	0	37.0	19	26
Boston	2.16	1-0	0	8.1	2	2	4.66	2-2	0	29.0	15	11
Cleveland	0.00	0-0	1	3.2	0	3	4.13	1-0	1	28.1	13	16
Detroit	3.97	0-1	0	11.1	5	3	3.92	1-3	0	39.0	17	15
Milwaukee	3.12	2-0	0	8.2	3	0	4.50	4-2	0	40.0	20	13
New York	8.44	0-1	0	5.1	5	5	3.50	2-2	0	46.1	18	22
Toronto	3.00	0-0	0	3.0	1	3	4.43	1-0	1	20.1	10	8
vs. East	4.21	3-3	1	47.0	22	23	4.20	13-11	2	240.0	112	111
1989 totals/lifetime	3.92	5-5	1	98.2	43	51	4.33	21-25	4	455.2	219	213
Home	4.17	2-2	1	41.0	19	19	LONG'S CAREER GAME HIGHS Ks: 9 (8/21/87 @ Tex.) HITS: 2 (5/5/87 vs. NY) LONGEST WIN STREAK: 3 Games					
Road	3.75	3-3	0	57.2	24	32						
1st Half	5.27	3-5	0	54.2	32	24						
2nd Half	2.25	2-0	1	44.0	11	27						
April	8.31	1-3	0	21.2	20	13						
May	3.86	1-2	0	21.0	9	7						
June	2.45	1-0	0	11.0	3	4						
July	2.70	1-0	0	6.2	2	0						
August	3.38	1-0	0	16.0	6	10						
Sept.-Oct.	1.23	0-0	1	22.0	3	16						

COMISKEY PARK FLASHBACK

The Sox win the longest game in American League history 5-4 against Milwaukee at Comiskey Park. Harold Baines ends the two-day, 25-inning marathon with a home run.

Steve Lyons Infielder/#12



Given name: Stephen John Lyons. **Opening Day age:** 29, turns 30 June 3. **Born:** June 3, 1960, Tacoma, Wash. **Bats/throws:** Left/right. **Height/weight:** 6-3/192. **Major league tenure:** Four years, 131 days. **Residence:** Scottsdale, Ariz. **Contract status:** Signed thru 1990. **Family:** Married Lynn Gilday; daughters Kristen (January 21, 1978) and Kori (February 10, 1985). **First pro contract:** Boston; selected first round, June, 1981 free agent draft. **Major league debut:** April 15, 1985 with Boston (vs. White Sox). **Sox acquisition:** Obtained from Boston for pitcher Tom Seaver, June 29, 1986.

1989: Played every position for Pale Hose with the exception of pitcher tagged by his teammates as "Mr. Versatility" banged first career grand slam on September 9 at Detroit, came off Detroit's Frank Williams equalled career game high four RBI on same date, was third time in career for that feat drove in career high 50 RBI hit .350 on the road in '89 had hottest hitting month in June was (23-for-70) .329 hit .353 versus Baltimore Orioles (12-for-34) knocked in 29 multihit games for ChiSox as pinchhitter was 5-for-12 .417 recorded ten-game hitting streak from June 20 to July 1 (19-for-41 .463) appeared in 140 games, made 110 starts for ChiSox added 117 hits, 21 doubles and three triples stole career high nine bases closed out '89 campaign going 9-for-29 .310 with four RBI over last nine contests.

Major League Highlights: Enjoys game and is known to challenge opposing first baseman in a game of tic-tac-toe. **1988:** He and shortstop Ozzie Guillen were the only two Sox players to play 100 or more games at one position in '88 appeared in 128 games at third base and made 102 starts in the hot corner just two starts prior to May 13 but assumed the regular role as starter from that point on just his second full big league season and his first with the White Sox career-high numbers in almost every offensive category led the entire Sox squad with eight game-winning RBI tied with Dave Gallagher for the club lead in runs scored with 59 fourth on squad with 45 RBI and his batting average of .269 was the fourth best among Sox regulars opened season as Kenny Williams' backup at third base and was used primarily as a late-innings defensive replacement through April and early May amassed just nine at bats through May 10 and six of those came in his first two starting assignments season-long eight-game hitting streak in early June (11-29, .379) hit .327 in the month of June with two homers and 11 RBI one of the circuit clouts was a ninth-inning game-winner versus Kansas City June 20 at Comiskey Park hit two more homers in just a three-day span at Yankee Stadium July 14 and 16 finished the season with a flourish, collecting eight hits in his final four games (8-16) to raise his final average to .269 made a pair of late-season starts at second base (September 21 at Texas and September 23 versus Kansas City) worked out as a catcher in the previous fall's instructional league and made his major league debut behind the plate May 10, replacing an injured Carlton Fisk in the ninth inning at New York also caught the final inning May 15 in an extra-inning affair with Toronto at Comiskey Park the versatile Lyons even pitched for the Sox, but only in the annual exhibition game with the Cubs May 26 at Wrigley Field he and Cubs' catcher Jim Sundberg each pitched the final two innings of the 6-6, 15-inning tie and each allowed no runs on one hit. **1987:** Originally assigned to "AAA" Hawaii out of spring training, Lyons was brought back to the White Sox April 9 when Harold Baines was disabled due to knee surgery Lyons had not played a game for Hawaii appeared in just nine games (one right field start) with 10 at bats (0-10) before being optioned back to Hawaii when Baines came off the DL May 8 recalled June 26 and remained with the Pale Hose for the rest of the season immediately assumed starting role at third base against right-handed pitching notched a single-game career-

high four hits in his third start with a four-for-five night against Oakland June 30 at Comiskey Park wasted little time logging his second four-hit game, enjoying a perfect four-for-four night at Cleveland July 3 followed that performance with a two-for-four day July 5 at Cleveland that five-game stretch (June 30-July 5) saw Lyons hit at a .588 clip (10-17) with nine runs scored, a double, a triple and three RBI stretched a hitting streak to nine games September 6-19 (11-34, .324) and after one "ofer" he hit in his next three outings three game-winning RBI, including a run-scoring single in the 11th inning at Kansas City September 6 a total of 54 starts, 43 at third base, six in center field, four in left, and one in right only four errors in 138 chances at third for a .971 fielding percentage. **1986:** Came to the Sox in the Seaver trade June 29 a .250 hitter in 59 games with the Red Sox, Lyons batted just .203 in 42 outings with the Pale Hose sent to "AAA" Buffalo in mid-August when the Sox needed to make room on their roster after signing outfielder George Foster returned to the Sox in September when the rosters expanded played almost exclusively in the outfield after making his first three White Sox starts at third base enjoyed a career-long 11-game hitting streak at Boston (May 11-25), batting .382 over that stretch (13-34) hit safely in his only at bat in three of those 11 games the skein came right after an 0-22 slump opened 26 May games in center field for the eventual A.L. champion Red Sox in place of the injured Tony Armas. **1985:** Made major league debut against the White Sox in Fenway Park April 15 spent full season with the Red Sox played in 112 games and made 88 center field starts batted .264 with five homers and 30 RBI made first start May 27 versus Minnesota and went three-for-five with two home runs and four RBI that remains his only two-homer game in the big leagues broke into the regular lineup June 2 when Armas was sidelined hitting streaks of nine and eight games second on the club with 12 steals in 21 tries had a team-high 11 bunt hits named Red Sox rookie-of-the-year by the Boston chapter of the Baseball Writers Association of America.

Minor League Highlights: Batted .287 in 47 contests at "AAA" Hawaii in 1987 in between a pair of stints with the White Sox played 20 games at "AAA" Buffalo in 1986 after coming to the White Sox organization hit .297 in that short stint primarily a third baseman in 1984 at "AAA" Pawtucket and in 1983 at "AA" New Britain but played the outfield as well clubbed career-high 17 homers and drove in 62 runs in his first "AAA" season in '84 started in the International League all-star game and was named to the post-season league honors team played third base for the first time in 1983 named top defensive third sacker in Eastern League by Baseball America and also earned similar honors at Pawtucket of the International League the following year hit .357 (10-28) in playoffs to help New Britain win the 1983 Eastern League title stole a New Britain record 47 bases made three appearances as a pitcher during an unusual string of doubleheaders and was the winner in an 18-inning game against Albany stole 35 bases at "A" Bristol in 1982 broke into pro ball at "A" Winston-Salem in 1981.

Miscellaneous/Personal: Boston's first-round choice in the June, 1981, free agent draft born in Tacoma, Wash., Lyons played high school baseball and football in both Eugene (Marist High) and Beaverton, Ore. attended Oregon State for three years and played baseball for the Beavers also played for Dodge City (Kansas) A's in the Jayhawk Summer League while in college.

(Steve Lyons continued)

YEAR CLUB	AVG	G	AB	R	H	TB	2B	3B	HR	RBI	SH	SF	HB	BB	SO	SB	CS	E
1981 Winston-Salem	.242	64	252	43	61	94	9	3	6	40	2	2	2	44	55	19	6	8
1982 Bristol	.243	135	460	86	112	180	23	3	13	58	6	3	2	81	119	35	9	9
1983 New Britain	.246	132	456	83	112	171	24	7	7	62	1	3	6	77	65	47	18	17
1984 Pawtucket	.268	131	444	80	119	195	21	2	17	62	3	6	1	66	71	35	14	26
1985 BOSTON	.264	133	371	52	98	133	14	3	5	30	2	3	1	32	64	12	9	7
1986 BOSTON	.250	59	124	20	31	45	7	2	1	14	1	2	0	12	23	2	3	3
WHITE SOX	.203	42	123	10	25	29	2	1	0	6	3	2	1	7	24	2	3	1
Buffalo	.297	20	74	18	22	38	5	1	3	8	1	0	1	16	14	5	1	4
1987 Hawaii	.287	47	167	26	48	65	11	0	2	16	1	1	1	22	27	7	5	3
WHITE SOX	.280	76	193	26	54	70	11	1	1	19	4	1	0	12	37	3	1	11
1988 WHITE SOX	.269	146	472	59	127	176	28	3	5	45	15	6	1	32	59	1	2	29
1989 WHITE SOX	.264	140	443	51	117	150	21	3	2	50	12	3	1	35	68	9	6	15
A.L. TOTALS	.262	596	1726	218	452	603	83	13	14	164	37	17	4	130	275	29	24	66
M.L. TOTALS	.262	596	1726	218	452	603	83	13	14	164	37	17	4	130	275	29	24	66

Last HR: 9/10/89 @ Det.

Last grand slam: 9/10/89 @ Det. (Career: 1)

BATTER'S STATISTICAL BREAKDOWN

CLUB	1989						CAREER					
	AVG	G	AB	H	HR	RBI	AVG	G	AB	H	HR	RBI
California	.219	11	32	7	0	3	.256	—	156	40	0	13
Kansas City	.263	13	38	10	0	6	.301	—	123	37	2	17
Minnesota	.235	8	17	4	0	1	.317	—	142	45	2	14
Oakland	.200	12	30	6	0	3	.256	—	125	32	0	11
Seattle	.209	12	43	9	1	8	.208	—	149	31	2	20
Texas	.206	12	34	7	0	3	.278	—	115	32	1	10
vs. West	.222	68	194	43	1	24	.268*	—	810*	217*	7*	85*
Baltimore	.353	11	34	12	0	4	.248	—	145	36	0	11
Boston	.222	11	45	10	0	1	.233	—	103	24	0	8
Cleveland	.343	10	35	12	0	5	.328	—	125	41	0	10
Detroit	.222	10	36	8	1	8	.218	—	142	31	1	20
Milwaukee	.364	10	33	12	0	4	.232	—	151	35	3	14
New York	.359	11	39	14	0	4	.287	—	108	31	2	9
Toronto	.222	9	27	6	0	0	.246	—	122	30	1	7
vs. East	.297	72	249	74	1	26	.254	—	896	228	7	79
1989 totals/lifetime	.264	140	443	117	2	50	.262*	—	1726*	452*	14*	164*
Home	.217	67	207	45	0	15						
Road	.305	73	236	72	2	35						
1st Half	.267	74	251	67	1	24						
2nd Half	.260	66	192	50	1	26						
April	.217	23	83	18	1	8						
May	.264	22	72	19	0	8						
June	.329	22	70	23	0	4						
July	.263	23	76	20	0	7						
August	.208	26	77	16	0	9						
Sept.-Oct.	.323	24	65	21	1	14						

LYONS'
 CAREER GAME HIGHS
 HITS: 4 (twice, last 7/3/87 @ Clev.)
 HRs: 2 (5/27/87 vs. Minn.)
 RBIs: 4 (three, last 9/9/89 @ Det.)

*Includes totals vs. White Sox

Carlos Martinez Infielder-Outfielder/#24



Given name: Carlos Alberto Martinez. **Opening Day Age:** 24, turns 25 August 11. **Born:** August 11, 1965, LaGuaira, Venezuela. **Bats/throws:** Right/right. **Height/weight:** 6-5/175. **Major league tenure:** One year and 16 days. **Residence:** LaGuaira, Venezuela. **Contract status:** Signed thru 1990. **Family:** Married. **First pro contract:** New York Yankees; signed as a free agent November 17, 1983. **Major league debut:** September 2, 1988 with the White Sox (vs. Cleveland). **Sox acquisition:** Obtained with catcher Ron Hassey and player to be named later (catcher Bill Lindsey) from the New York Yankees for Ron Kittle, Joel Skinner and Wayne Tolleson July 29, 1986.

1989: Began season at Vancouver, where in 18 games with Canadians batted a team-leading .391, had 25 hits, three doubles, two roundtrippers and drove in nine runs recalled on April 28 when veteran Greg Walker was disabled after recall batted .229 in first 19 games batting surge began when he banded first career home run on May 27 at Toronto, going 2-for-4 on day was slowed when he pulled his left quadriceps on June 21 at New York placed on DL

following contest and missed 17 games reinstated on July 13 and responded with second home run of career recorded nine-game hitting streak from August 11-19 registered career-high three RBI on May 21 versus Toronto posted career game-high three hits on eight occasions was hitting .306 on September 24 as batting average reached its high point of season named to Topps Rookie All-Star Team at first base made 67 starts at third base, 24 starts at first base, 94 overall was one of two ChiSox to reach the .300 mark for the year finished year with 109 appearances, 105 hits, 22 doubles, five home runs and 32 RBI was Sox candidate for Rookie-of-the-Year honors.

Major League Highlights: 1988: Spent the season at "AA" Birmingham and earned a promotion to the Sox in September when major league rosters expanded made big league debut September 2 at Cleveland and singled once in five official at bats hit safely in seven of the 16 games in which he batted notched a pair of two-hit games, the first at Minnesota September 15 and the second versus Kansas City September 24 only extra-base hit was a double against the Royals on the 24th made 15 starts at third base in his 17 appearances led the Venezuelan Winter League in hitting during the 1988/89 off-season with a .348 batting average for the LaGuaira club.

Minor League Highlights: Began professional career in 1984 at "Rookie" Sarasota of the Gulf Coast League in the Yankee organization batted just .154 in 31 games with no homers and four RBI stepped up to "A" Fort Lauderdale of the Florida State League in 1985 and was named to that loop's all-star team batted .248 in 93 games with six homers and 44 RBI opened the '86 season at "AA" Albany of the Eastern League and then earned his first "AAA" experience at Buffalo of the American Association after being traded to the White Sox in late July appeared in 17 games at Buffalo and hit .296 with two homers and six RBI played at both "AAA" Hawaii and "AA" Birmingham in 1987 played most of the season at Hawaii after spending a good portion of spring training at the major league camp hit .247 in 83 games at Hawaii with three home runs and 36 RBI hit .233 in nine games at "AA" Birmingham named Birmingham's player-of-the-year in 1988 led the Barons in nine offensive categories including home runs (14), RBI (73), and stolen bases (23) drove in 35 runs in his last 41 games finished second in Southern League in hits (138), third in hitting (.283), and fifth in RBI played 49 games at third base and 76 in the outfield.

Miscellaneous/Personal: Signed by the Yankees as a free agent November 17, 1983 hails from the same area (LaGuaira, Venezuela) as Sox shortstop Ozzie Guillen.

YEAR CLUB	AVG	G	AB	R	H	TB	2B	3B	HR	RBI	SH	SF	HB	BB	SO	SB	CS	E
1984 Sarasota	.154	31	91	9	14	17	1	1	0	4	2	1	0	6	15	3	0	14
1985 Fort Lauderdale	.248	93	311	39	77	124	15	7	6	44	4	2	2	14	65	8	4	25
1986 Albany	.277	69	253	34	70	116	18	2	8	39	0	2	3	6	46	2	3	32
Buffalo	.296	17	54	6	16	23	1	0	2	6	0	2	2	2	12	0	0	5
1987 Hawaii	.247	83	304	32	75	101	15	1	3	36	1	3	0	14	50	3	2	18
Birmingham	.233	9	30	2	7	8	1	0	0	0	0	0	0	1	6	2	2	2
1988 Birmingham	.277	133	498	66	138	208	22	3	14	73	2	6	2	36	82	24	7	20
WHITE SOX	.164	17	55	5	9	10	1	0	0	0	0	0	0	0	12	0	0	4
1989 WHITE SOX	.300	109	350	44	105	142	22	0	5	32	6	1	1	21	57	4	1	20
A.L. TOTALS	.281	126	405	49	114	152	23	0	5	32	6	1	1	21	69	4	1	24
M.L. TOTALS	.281	126	405	49	114	152	23	0	5	32	6	1	1	21	69	4	1	24

Last HR: 9/8/89 @ Det.

(Carlos Martinez continued)

CLUB	BATTER'S STATISTICAL BREAKDOWN						CAREER						
	1989	AVG	G	AB	H	HR	RBI	AVG	G	AB	H	HR	RBI
California	.308	8	26	8	0	1		.308	8	26	8	0	1
Kansas City	.435	6	23	10	0	1		.300	11	40	12	0	1
Minnesota	.344	10	32	11	0	4		.275	15	51	14	0	4
Oakland	.231	7	26	6	0	1		.231	7	26	6	0	1
Seattle	.429	4	14	6	1	1		.429	4	14	6	1	1
Texas	.296	10	27	8	0	5		.257	12	35	9	0	5
vs. West	.331	45	148	49	1	13		.286	57	192	55	1	13
Baltimore	.306	11	36	11	0	4		.306	11	36	11	0	4
Boston	.118	6	17	2	1	2		.118	6	17	2	1	2
Cleveland	.355	9	31	11	0	0		.333	12	39	13	0	0
Detroit	.364	11	33	12	1	7		.364	11	33	12	1	7
Milwaukee	.227	7	22	5	1	1		.240	9	25	6	1	1
New York	.238	9	21	5	0	1		.238	9	21	5	0	1
Toronto	.238	11	42	10	1	4		.238	11	42	10	1	4
vs. East	.277	64	202	56	4	19		.277	69	213	59	4	19
1989 totals/lifetime	.300	109	350	105	5	32		.281	126	405	114	5	32
Home	.281	54	171	48	2	15							
Road	.318	55	179	57	3	17							
1st Half	.248	40	101	25	1	13							
2nd Half	.321	69	249	80	4	19							
April	.143	3	7	1	0	0							
May	.259	21	58	15	1	9							
June	.250	16	36	9	0	4							
July	.314	15	51	16	3	6							
August	.336	28	107	36	0	7							
Sept.-Oct.	.308	26	91	28	1	6							

*Includes totals vs. White Sox

**MARTINEZ'S
CAREER GAME HIGHS**
HITS: 3 (8 times, last 9/20/89 at K.C.)
HRs: 1 (last time, 9/8/89 at Det.)
RBI: 3 (last time, 5/21/89 vs. Tor.)

Donn Pall Pitcher#30



Given Name: Donn Steven Pall. **Age:** 28. **Born:** January 11, 1962, Chicago, Illinois. **Bats/throws:** Right/right. **Height/weight:** 6-1/180. **Major league tenure:** One year, 63 days. **Residence:** Palos Park, Illinois. **Family:** Single. **Contract status:** Signed thru 1990. **First pro contract:** White Sox. **Sox acquisition:** Selected in 23rd round, June 1985 draft.

1989: Made major league roster with Pale Hose out of spring camp hurled in two contests against Angels in season opening series at California on April 4 and 6 recorded saves in both games registered Sox pitching staff high streak of 17.2 scoreless innings over eight games from June 27 'til July 25 matched career-high four strikeouts on three occasions in '89 last August 26 at Cleveland won his first major league decision on April 27 at Fenway in 16-inning "Boston Marathon" pitched 4.0 frames in longest stint of season finished year with 4-5 ledger and a 3.31 ERA, tossed 87.0 innings, yielded 32 earned runs, struck out 58 posted season-low 1.29 ERA versus Twins over 5.2 innings placed on DL May 19 with sore right elbow, missed 14 games as part of rehab assignment threw 3.1 frames for "A" South Bend White Sox, yielded one hit returned to majors on June 3 finished season over last 23 games with 3.18 ERA (45.1/16ER).

Major League Highlights: 1988: Made major league debut on August 1 versus Oakland at Comiskey Park opened campaign with "AAA" Vancouver ranked third in PCL with 10 saves before recall July 31 pitched two-thirds of an inning at "AAA" All-Star game pitched 28.2 innings in 17 games with the White Sox after recall.

Minor League Highlights: Led all Gulf Coast League pitchers in innings pitched (86) and tied for the lead in wins (7), complete games (4), shutouts (2), and finished in a tie for sixth in the league with a 1.67 ERA fired a two-hit

shutout versus the Bradenton Blue Jays on August 24, 1985 moved up to "AA" Birmingham after an impressive start with "A" Appleton in 1986 posted a 5-5 record with a 2.31 ERA with the Foxes before joining the Barons posted an 8-11 mark in 1987 with the Barons, including a team-leading 139 strikeouts.

Miscellaneous/Personal: This Palos Park native graduated from the University of Illinois in 1985 pitched for the Illini baseball team and went 12-0 his senior year also rumored to have given up the longest home run in the University of Illinois history.

YEAR CLUB	W-L	PCT.	ERA	G	GSCG	SHO	SV	IP	H	R	ER	HR	HB	BB-I	SO	WP	BK	
1985 Sarasota	7-5	.583	1.67	13	13	4	2	0	86.0	68	34	16	2	2	10-0	63	3	3
1986 Appleton	5-5	.500	2.31	11	11	3	1	0	78.0	71	29	20	2	4	14-1	51	4	0
Birmingham	3-4	.429	4.44	21	9	0	0	1	73.0	77	38	36	9	2	27-3	41	5	2
1987 Birmingham	8-11	.421	4.27	30	23	3	0	0	158.0	173	100	75	18	8	63-4	139	9	0
1988 Vancouver	5-2	.714	2.23	44	0	0	0	10	72.2	61	21	18	2	3	20-2	41	2	1
WHITE SOX	0-2	.000	3.45	17	0	0	0	0	28.2	39	11	11	1	0	8-1	16	1	0
1989 South Bend	0-0	.000	0.00	2	0	0	0	0	3.1	1	0	0	0	0	0-0	4	0	0
WHITE SOX	4-5	.444	3.31	53	0	0	0	6	87.0	90	35	32	9	8	19-3	58	4	1
A.L. TOTALS	4-7	.364	3.35	70	0	0	0	6	115.2	129	46	43	10	8	27-4	74	5	1
M.L. TOTALS	4-7	.364	3.35	70	0	0	0	6	115.2	129	46	43	10	8	27-4	74	5	1


PITCHER'S STATISTICAL BREAKDOWN

CLUB	1989						CAREER					
	ERA	W-L	SV	IP	ER	SO	ERA	W-L	SV	IP	ER	SO
California	3.52	0-1	2	7.2	3	7	3.86	0-2	2	9.1	4	7
Kansas City	2.70	0-0	1	6.2	2	2	2.45	0-1	1	11.0	3	5
Minnesota	1.59	0-0	0	5.2	1	3	2.45	0-0	0	7.1	2	6
Oakland	2.89	1-1	0	9.1	3	5	4.20	1-1	0	15.0	7	7
Seattle	2.70	1-1	0	10.0	3	6	2.84	1-1	0	12.2	4	7
Texas	1.29	0-0	0	7.0	1	6	1.29	0-0	0	7.0	1	6
vs. West	2.53	2-3	3	46.1	13	29	3.03	2-5	3	62.1	21	38
Baltimore	9.00	0-0	0	1.0	1	0	9.00	0-0	0	1.0	1	0
Boston	4.40	1-0	2	14.1	7	9	4.40	1-0	2	14.1	7	9
Cleveland	3.38	0-0	0	5.1	2	5	2.35	0-0	0	7.2	2	5
Detroit	4.15	0-0	0	4.1	2	3	4.32	0-0	0	8.1	4	7
Milwaukee	0.00	0-0	1	6.2	0	7	0.93	0-0	1	9.2	1	7
New York	7.94	1-1	0	5.2	5	4	7.94	1-1	0	5.2	5	4
Toronto	5.40	0-1	0	3.1	2	1	2.70	0-1	0	6.2	2	4
vs. East	4.20	2-2	3	40.2	19	29	3.73	2-2	3	53.1	22	36
1989 totals/lifetime	3.31	4-5	6	87.0	32	58	3.35	4-7	6	115.2	43	74
Home	3.38	1-2	3	37.1	14	29	PALL'S CAREER GAME HIGHS Ks: 4 (three times, Last 8/26/89 at Clev.) LONGEST WIN STREAK: 2 Games					
Road	3.26	3-3	3	49.2	18	29						
1st Half	2.98	2-1	5	48.1	16	33						
2nd Half	3.69	2-4	1	39.0	16	25						
April	2.61	1-0	2	20.2	6	16						
May	6.52	0-1	0	9.2	7	10						
June	2.38	1-0	1	11.1	3	6						
July	0.93	1-1	3	19.2	2	11						
August	5.17	1-3	0	17.2	9	9						
Sept.-Oct.	5.63	0-0	0	8.0	5	6						

COMISKEY PARK FLASHBACK

St. Louis Brown's pitcher Lee Peltz was the victor in the first game played in Comiskey Park on July 1, 1910, downing Ed Walsh, 2-0.

Dan Pasqua Outfielder/#44



Given name (pronunciation): Daniel Anthony Pasqua (PASS-kwuh). **Age:** 28. **Born:** October 17, 1961, Yonkers, N.Y. **Bats/throws:** Left/left. **Height/weight:** 6-0/203. **Major league tenure:** Four years, 52 days. **Residence:** Harrington Park, N.J. **Contract status:** Signed through 1990. **Family:** Single. **First pro contract:** New York Yankees; selected third round, June 1982 free agent draft. **Major league debut:** May 30, 1985 with New York Yankees (at California). **Sox acquisition:** Obtained from New York Yankees with catcher Mark Salas and pitcher Steve Rosenberg in exchange for pitchers Richard Dotson and Scott Nielsen, November 13 1987.

1989: Had injury-plagued season was Sox first DL victim of season, missing 32 games after fracturing right wrist in second contest April 6 at Anaheim returned to lineup on May 14 at Baltimore, going 2-for-4 with a double and two RBI banged first homer of season May 29 versus Detroit repeated the next night by hitting second homer against Detroit roundtripper off Tigers' Frank Tanana was his first chiSox homer off a lefthander and also his first Comiskey Park "roof shot" according to IBM "Tale of the Tape," ball traveled 445 feet posted-season low .239 average on June 11, and a season-high .264 on July 26 knocked two homers on June 23 at Milwaukee and drove in three runs, going 2-for-4 matched career-high four RBI on June 20 when he returned to New York to play against former teammates logged a seven-game hitting streak from July 22-28 injured right knee on August 23 and underwent surgery to repair lateral meniscus, missing rest of campaign made appearances in 73 games, started 68 played 49 contests in leftfield, 16 in right and recorded three starts at DH had a fielding percentage of .993 with only one error finished season with a .248 average 11 roundtrippers and 48 RBI took to wearing glasses regularly for first time in '89.

Major League Highlights: Owns 73 home runs in just 1414 major league at bats, giving him one roundtripper in every 19.4 official trips to the plate. **1988:** First full big league season and first with the Pale Hose topped the squad with 20 home runs clubbed the 20th on the season's final day at Kansas City to earn team honors, breaking a tie with Carlton Fisk all 20 roundtrippers came against right-handed pitchers notched four two-homer games, giving him six for his career perhaps his biggest homer was a two-run, 10th-inning blast July 3 at Comiskey Park that lifted the Sox to a come-from-behind win over the Yankees, Pasqua's former club notched his first career four-hit game September 18 at Minnesota with a pair of homers and four RBI collected one RBI in each of the first five games of the season did not hit his first homer until April 24 versus Oakland at Chicago and he hit two in that game best month was June when he hit .339 (20-59) with four homers and 11 RBI longest hitting skein of season started at the end of June stretched the streak to 12 games (June 17-July 5), collecting 16 hits in 40 at bats (.400) with four homers and 10 RBI much more plate success in day games, hitting .313 as compared to just .197 at night best success versus Kansas City (.321, four homers, seven RBI) and Minnesota (.364, three homers, seven RBI). **1987:** Hit 17 home runs and played in 113 games with the Yankees opened season with Yankees but was sent to "AAA" Columbus for a brief 23-game stay from June 24-July 19 primarily platooned in left field (74 games), also made 12 appearances at first base when Don Mattingly was disabled in June 25 of 74 hits went for extra bases, giving him a slugging percentage of .421 appeared

in 20 games as a designated hitter, batting .211 with just two homers and only five RBI hit three pinch-hit homers, tying him with California's George Hendrick and Texas' Darrell Porter for the American League leadership in that category first guest homer was a ninth-inning, two-run shot off Calvin Schiraldi at Boston June 19 that helped to send the game into extra innings added a double in next trip that night and tied his career high with four RBI for the game second pinch homer was one White Sox fans won't forget the blast came July 26 at Comiskey Park off Richard Dotson in the eighth inning Mike Pagliarulo spoiled Dotson's bid for Comiskey Park's first perfect game with a one-out single in the eighth and, after a Mike Easler double, Pasqua put the Yankees ahead with his three-run homer to the upper deck in right field final pinch homer came on season's final day, October 4 against Baltimore's Tom Niedenfuer longest hitting streak was an eight-gamer August 8-19 (10-30, .333, 4 home runs, 7 RBI) seven of 42 RBI were game-winners. **1986:** Opened season at "AAA" Columbus after a poor (.104) spring training recalled by the Yankees May 18 hit a two-run homer off Oakland's Eric Plunk May 21 in his first start of the season his four RBI that night matched his career high belted two homers the next night at Oakland, the second two-homer game of his career connected for first career pinch-hit home run July 11 at Minnesota first career inside-the-park homer came the next night at Minnesota career-long 12-game hitting streak August 9-23 hit .364 (16-44) with 4 doubles, 2 homers, and 6 RBI, including 2 GWRBI, during the streak average hovered around .300 for most of the season and finished with a career-high .293 mark averaged one homer for every 17.5 at bats, the best on the Yankee squad. **1985:** Made big league debut May 30 when recalled from "AAA" Columbus after Henry Cotto was disabled first major league hit was a home run in his second major league at bat May 30 at California off Ron Romanick optioned back to Columbus June 17 recalled again July 11 hit two home runs in the second game after his recall July 12 versus Texas both of those blasts were right-field upper deck shots at Yankee Stadium returned to Columbus for final time August 5 back with Yankees August 16 notched four RBI in one game for first time August 25 at Seattle hit four homers in six games September 3-10 with 10 RBI.

Minor League Highlights: Named player-of-the-year in the Appalachian League in his first pro season at Paintsville in 1982 led the league with 16 home runs hit 19 homers and drove in 84 runs at "A" Fort Lauderdale in 1983, making one brief stop at "AAA" Columbus spent the entire 1984 season at "AA" Nashville and led the Sounds with a professional career-high 33 home runs and 91 RBI owned a .502 slugging percentage that season named the International League rookie-of-the-year and most valuable player in 1985 despite playing in only 78 games at Columbus Pasqua hit .321 with 18 home runs and 69 RBI in those 78 contests started '86 season at Columbus and clubbed six homers and 20 RBI in just 32 games with the Clippers collected six homers and 15 RBI in just 23 games at Columbus during brief minor league stint in 1987.

Miscellaneous Personal: Attended Old Tappan High School in New Jersey, where he played football and baseball an all-America selection in baseball at William Paterson College in both 1981 and '82.

COMISKEY PARK FLASHBACK

Near disasters? Comiskey Park has had a few. On June 7, 1974, a fire broke out in the main commissary under the right field grandstand forcing evacuation. 3,000 fans were led onto the field in an orderly manner while the Fire Department extinguished the blaze.

(DAN PASQUA CONTINUED)

YEAR CLUB	AVG	G	AB	R	H	TB	2B	3B	HR	RBI	SH	SF	HB	BB	SO	SB	CS	E
1982 Paintsville	.301	60	239	43	72	134	10	2	16*	63@	0	4	1	22	42	1	2	4
Oneonta	.294	4	17	3	5	12	1	0	2	4	0	0	0	2	3	1	0	1
1983 Fort Lauderdale	.273	131	451	83	123	225	25	10	19	84	0	5	4	80	125	12	4	5
Columbus	.000	1	3	0	0	0	0	0	0	0	0	0	0	1	2	0	0	0
1984 Nashville	.243	136	460	78	112	231	14	3	33*	91	0	3	3	95	148*	5	2	12
1985 Columbus	.321	78	287	52	92	172	16	5	18	69	0	2	2	48	62	5	0	4
NEW YORK (A.L.)	.209	60	148	17	31	63	3	1	9	25	0	1	1	16	38	0	0	0
1986 Columbus	.291	32	110	25	32	59	3	3	6	20	0	0	0	32	29	1	1	3
NEW YORK (A.L.)	.293	102	280	44	82	147	17	0	16	45	1	1	3	47	78	2	0	2
1987 NEW YORK (A.L.)	.233	113	318	42	74	134	7	1	17	42	2	1	1	40	99	0	2	2
Columbus	.341	23	85	16	29	53	6	0	6	15	1	0	1	5	21	2	0	1
1988 WHITE SOX	.227	129	422	48	96	176	16	2	20	50	2	2	3	46	100	1	0	2
1989 WHITE SOX	.248	73	246	26	61	105	9	1	11	47	1	4	1	25	58	1	2	1
A.L. TOTALS	.243	477	1414	177	344	625	52	5	73	209	6	9	9	174	373	4	4	7
M.L. TOTALS	.243	477	1414	177	344	625	52	5	73	209	6	9	9	174	373	4	4	7

Last HR: 8/16/89 vs. K.C.

BATTER'S STATISTICAL BREAKDOWN

CLUB	1989						CAREER					
	AVG	G	AB	H	HR	RBI	AVG	G	AB	H	HR	RBI
California	.200	6	20	4	0	3	.232	—	142	33	9	22
Kansas City	.222	9	36	8	2	4	.250	—	108	27	8	17
Minnesota	.200	6	20	4	0	3	.315	—	89	28	6	18
Oakland	.214	4	14	3	0	1	.201	—	134	27	8	21
Seattle	.357	5	14	5	1	5	.303	—	145	44	9	27
Texas	.118	6	17	2	1	2	.250	—	76	19	3	10
vs. West	.215	36	121	26	4	18	.242*	—	694*	178*	43*	115*
Baltimore	.308	4	13	4	0	2	.240	—	104	25	4	13
Boston	.167	6	18	3	0	4	.287	—	115	33	5	18
Cleveland	.368	6	19	7	2	5	.240	—	104	25	4	12
Detroit	.143	6	21	3	2	3	.165	—	115	19	6	11
Milwaukee	.250	8	28	7	2	4	.241	—	108	26	6	12
New York	.429	5	21	9	1	8	.318	14	44	14	2	10
Toronto	.400	2	5	2	0	3	.172	—	87	15	0	9
vs. East	.280	37	125	35	7	29	.232	—	677	157	27	85
1989 totals/lifetime	.248	73	246	61	11	47	.243*	—	1414*	344*	73*	209*
Home	.257	35	113	29	5	18	PASQUA'S CAREER GAME HIGHS HITS: 4 (9/18/88 @ Minn.) HRs: 2 (seven times, last 6/23/89 @ Milw.) RBI: 4 (four times, last 6/20/89 @ N.Y.)					
Road	.241	38	133	32	6	29						
1st Half	.245	47	155	38	8	31						
2nd Half	.253	26	91	23	3	16						
April	.500	2	4	2	0	1						
May	.250	11	36	9	2	9						
June	.238	26	84	20	4	17						
July	.260	25	96	25	3	15						
August	.192	9	26	5	2	5						
Sept.-Oct.	—	—	—	—	—	—						

*Includes totals vs. White Sox

Ken Patterson Pitcher/#34



Given name: Kenneth Brian Patterson. **Opening Day age:** 25, turns 26 July 8. **Born:** July 8, 1964, Costa Mesa, Calif. **Bats/throws:** Left/left. **Height/weight:** 6-4/210. **Major league tenure:** One year and 35 days. **Residence:** McGregor, Tex. **Contract status:** Signed thru 1990. **Family:** Single. **First pro contract:** New York Yankees; selected in third round, June 1985 free agent draft. **Sox acquisition:** Obtained from New York Yankees along with a minor league player to be named later (pitcher Jeff Pries) in exchange for infielder Jerry Royster and a minor league player to be named later (infielder Mike Soper) August 26, 1987.

1989: Made Sox pitching staff out of spring training the hard-throwing-left-hander recorded his first major league win on April 6 at California tossed 3.2 innings, yielded one hit, struck out one made only start of season on June 22 at New York, recording a no-decision picked up second win on May 17 at Detroit hurled 3.1 innings optioned to Vancouver on May 21 threw

9.0 innings with Canadians in two starts, recorded one no-decision and one loss, struck out 17 recalled on June 1 after recall posted a 4-1 ledger registered career-high five strikeouts on August 20 at Texas notched three-game win streak from April 6 to June 7 posted 3-0 record versus West and 3-1 versus East recorded string of eight scoreless appearances July 7 to August 16 had string snapped August 20 versus Texas finished season with overall 6-1 record and a 4.52 ERA made appearances in 50 games with one start threw 65.2 frames, struck out 43 one of only two Sox pitchers to post a winning record.

Major League Highlights: 1988: Spent most of the season at Vancouver but did work in nine games over two stints with the Sox first tour with Sox came in early July just prior to the All-Star break made big league debut with 3.2 scoreless innings of relief against Boston in the second game of a doubleheader July 8 at Comiskey Park worked again in the nightcap of a twinbill the following night versus the Red Sox but was returned to Vancouver during the break recalled September 2 when rosters expanded seven appearances, including a pair of starts, in the season's final month first major league decision came in first game back, a 4-3, 13-inning loss at Cleveland September 2 other loss came in first big league start September 13 versus Milwaukee in Chicago start was unexpected as he replaced the flu-stricken Jeff Bittiger, the Sox' scheduled starter made a scheduled start September 18 at Minnesota but was not involved in the decision notched first and only major league save September 11 versus Minnesota at Comiskey Park with a perfect ninth inning.

Minor League Highlights: A third-round choice by the Yankees in the June 1985 free agent draft made professional debut at Oneonta of the New York-Penn League in '85 and posted a 2-2 record in six startsled the New York-Penn League in shutouts with four and posted a league-best 1.35 ERA in 1986 was 9-3 in 15 starts for Oneonta and had 102 strikeouts in just 100.1 innings named to the league all-star team and was a Topps all-star opened the 1987 season at "A" Fort Lauderdale and was promoted to "AA" Albany June 6 converted from a starter to a reliever in July and posted impressive numbers out of the bullpen Patterson was 2-1 with a 1.92 ERA and five saves in 16 relief appearances at Albany prior to the trade to the Sox organization overall, his Albany slate showed a 3-6 record and 3.96 ERA in 24 games reported to "AAA" Hawaii after the trade and earned two saves in just three appearances.

Miscellaneous/Personal: Drafted by the Yankees after a fine career at Baylor University of the baseball-strong Southwest Conference born in California, Patterson now makes his home in McGregor, Tex.


YEAR CLUB	W-L	PCT.	ERA	G	GSCG	SHO	SV	IP	H	R	ER	HR	HB	BB-I	SO	WP	BK	
1985 Oneonta	2-2	.500	4.84	6	6	0	0	22.1	23	14	12	0	2	14-0	21	1	0	
1986 Ft. Lauderdale	0-2	.000	7.71	5	5	0	0	18.2	30	20	16	2	3	16-0	13	2	0	
Oneonta	9-3	.750	1.35	15	15	5	4	100.1	67	25	15	2	4	45-0	102	7	1	
1987 Ft. Lauderdale	1-3	.250	6.33	9	9	0	0	42.2	46	34	30	0	2	31-0	36	5	1	
Albany	3-6	.333	3.96	24	8	1	0	5	63.2	59	31	28	2	2	31-1	47	4	0
Hawaii	0-0	—	0.00	3	0	0	0	2	3.1	1	0	0	0	3-0	5	0	0	
1988 Vancouver	6-5	.545	3.23	55	4	0	0	12	86.1	64	37	31	4	2	36-7	89	7	2
WHITE SOX	0-2	.000	4.79	9	2	0	0	1	20.2	25	11	11	2	0	7-0	8	1	1
1989 Vancouver	0-1	.000	1.00	2	2	0	0	0	9.0	6	2	1	0	1	1-0	17	2	0
1989 WHITE SOX	6-1	.857	4.52	50	1	0	0	0	65.2	64	37	33	11	2	28-3	43	3	1
A.L. TOTALS	6-3	.667	4.72	59	3	0	0	1	86.1	89	48	44	13	2	35-3	51	4	2
M.L. TOTALS	6-3	.667	4.72	59	3	0	0	1	86.1	89	48	44	13	2	35-3	51	4	2

(Ken Patterson continued)

PITCHER'S STATISTICAL BREAKDOWN

CLUB	1989						CAREER					
	ERA	W-L	SV	IP	ER	SO	ERA	W-L	SV	IP	ER	SO
California	2.57	1-0	0	7.0	2	2	2.57	1-0	0	8.1	2	2
Kansas City	4.50	1-0	0	4.0	2	2	4.70	1-0	0	7.2	4	2
Minnesota	2.79	0-0	0	9.2	3	7	3.68	0-0	1	14.2	6	10
Oakland	0.00	0-0	0	1.2	0	0	0.00	0-0	0	1.2	0	0
Seattle	9.64	0-0	0	4.2	5	1	9.64	0-0	0	5.2	5	1
Texas	4.76	1-0	0	5.2	3	8	4.76	1-0	0	5.2	3	8
vs. West	4.13	3-0	0	32.2	15	20	4.62	3-0	1	41.1	20	23
Baltimore	4.50	0-0	0	2.0	1	2	4.50	0-0	0	2.0	1	2
Boston	4.22	1-1	0	10.2	5	9	4.40	1-1	0	14.1	7	11
Cleveland	3.00	0-0	0	3.0	1	3	4.15	0-1	0	4.1	2	3
Detroit	5.79	2-0	0	4.2	3	0	5.79	2-0	0	4.2	3	0
Milwaukee	—	—	—	—	—	—	3.86	0-1	0	7.0	3	3
New York	6.43	0-0	0	7.0	5	7	6.43	0-0	0	7.0	5	7
Toronto	4.76	0-0	0	5.2	3	2	4.76	0-0	0	5.2	3	2
vs. East	4.91	3-1	0	33.0	18	23	4.80	3-3	0	45.0	24	28
1989 totals/lifetime	4.52	6-1	0	65.2	33	43	4.72	6-3	1	86.1	44	51
Home	3.34	2-1	0	32.1	12	21	PATTERSON'S CAREER GAME HIGHS Ks: 5 (8/20/89 vs. Tex.) LONGEST WIN STREAK: 3 Games					
Road	5.67	4-0	0	33.1	21	22						
1st Half	5.18	4-1	0	41.2	24	26						
2nd Half	3.38	2-0	0	24.0	9	17						
April	5.87	1-0	0	15.1	10	9						
May	5.59	2-0	0	9.2	6	2						
June	4.00	1-1	0	18.0	8	14						
July	1.17	1-0	0	7.2	1	6						
August	8.10	1-0	0	6.2	6	6						
Sept.-Oct.	2.16	0-0	0	8.1	2	6						

Melido Perez
Pitcher/#33



Given name: Melido Perez. **Age:** 24. **Born:** February 15, 1966, San Cristobal, Dominican Republic. **Bats/throws:** Right/right. **Height/weight:** 6-4/180. **Major league tenure:** Two years, 34 days. **Residence:** San Cristobal, Dominican Republic. **Contract status:** Signed through 1990. **Family:** Married. **First pro contract:** Kansas City Royals; signed as free agent July 22, 1983. **Major league debut:** September 4, 1987 with Kansas City (vs. White Sox). **Sox acquisition:** Obtained with pitchers John Davis, Chuck Mount and Greg Hibbard from Kansas City in exchange for pitcher Floyd Bannister and infielder Dave Cochrane December 10, 1987.

1989: Led Sox in wins (11) and losses (14) with most starts on staff (31) started season with a victory in season debut April 8 at Oakland hurled 5.2 innings, yielded five hits with two runs/earned, struck out six suffered losses in three of next five starts from April 14 to May 5 notched second win on May 9 at Milwaukee, hurling Sox to 12-2 victory over Brewers was 3-0 for season against Brew Crew pitched into seventh inning on eleven occasions recorded career game-high 12 strikeouts on June 23 at Milwaukee equalled that feat on September 15 versus California while limiting Angels batters to two hits two-hitter tied career low as he pitched his first complete contest of the season 12 strikeouts were best on team as was two-hitter had up and down season as he suffered four-game losing skid from June 2-16 from June 23 to July 21 was 4-1 closed out season with same record in month of September won four consecutive games from September 3 to 20, tying career best win streak of four which was established in 1988 suffered lone defeat in month on September 26 versus Minnesota, his last appearance in '89 led ChiSox staff with 183.1 innings pitched and 141 strikeouts hurled two complete games, which tied him with Greg Hibbard, Richard Dotson and Steve Rosenberg

for team lead, finished season with a team-high 5.01 ERA.

Major League Highlights: Made his major league debut September 4, 1987 with Kansas City against the White Sox, won that initial outing, his only win with Royals. **1988:** Placed sixth in the American League rookie-of-the-year balloting after a 12-10 season, first Sox rookie to post 10 or more wins since Britt Burns and Richard Dotson turned the trick in 1980, his 32 starts, 197.0 innings, and 138 strikeouts topped the club, jumped out to a 3-0 start and did not lose until dropping a 2-1 decision May 18 at Cleveland, improved record to 5-1 and ERA stood at 3.30 at the end of May, first complete game in a 4-1 win over Toronto May 13 at Comiskey Park, allowed just three hits and one earned run on a ninth-inning Fred McGriff home run, dropped four of his next five decisions to fall to 6-5, a perfect month of July (4-0, 3.86 ERA) raised his record to 10-5 and made him a strong rookie-of-the-year candidate, went just 2-5 with five no-decisions the rest of the way, capped off season with his finest outing October 1 at Kansas City, blanked his former team on just two hits, walked none, and struck out a career-high 10 in a 3-0 White Sox win, the two-hitter was the best on the Sox staff in '88 as were the 10 whiffs, despite the season-ending 2-5 slump, Perez posted a 3.50 ERA during the stretch, owned two of the five complete-game victories on the Sox staff and was the only hurler with more than one distance win, his three complete games shared the staff lead with Bill Long, the shutout at Kansas City in his final start was one of just two individual shutouts tossed by Sox pitchers in '88 (Dave LaPoint blanked Boston April 28 in Chicago), fashioned a 6-0 record and 3.33 ERA in day games, just 6-10 with a 3.95 ERA under the lights, also fared better at home, compiling a 6-2 record and 3.52 ERA at Comiskey Park compared to a 6-8 mark and 4.03 ERA on the road. **1987:** Made three starts with the Royals in September and had one win, one loss and one no-decision, the victory came in his big league debut September 4 versus the White Sox at Royals Stadium, worked seven full innings and was touched for only one unearned run on six hits, did not pitch again until September 14 against California at Kansas City, no-decision that night, allowing five earned runs on six hits in two innings, final start, also at home, came September 19 versus Oakland, lasted just 1.1 innings and was touched for four earned runs and six hits and took the loss.

Minor League Highlights: Broke into pro baseball in 1984 at "A" Charleston of the South Atlantic League, spent the '85 season at "A" Eugene of the Northwest League and led the loop in innings pitched (101.0) and was fourth in strikeouts (88), moved to long-season "A" Burlington in 1986 and led the Midwest League in complete games with 13 in 23 starts, his 153 strikeouts topped the squad, spent portions of the '87 season at both "A" Fort Myers and "AA" Memphis in the Royals' farm system before making the jump to the big leagues in September when major league rosters expanded, owned a combined 12-8 record and 3.09 ERA at the Fort Myers and Memphis stops, exercised incredible control, walking just 27 batters and registering 177 strikeouts in 198 innings with those two clubs.

Miscellaneous/Personal: Younger brother of New York's Pascual Perez, attended San Gregorio de Nigua High School in the Dominican Republic.

YEAR CLUB	W-L	PCT.	ERA	G	GSCG	SHO	SV	IP	H	R	ER	HR	HB	BB-I	SO	WP	BK
1984 Charleston	5-7	.417	4.35	16	15	0	0	89.0	99	52	43	9	2	19-0	35	4	1
1985 Eugene	6-7	.462	5.44	17	15	2	0	101.0	116	65	61	13	1	35-2	88	4	2
1986 Burlington	10-12	.455	3.70	28	23	13	1	170.1	148	83	70	15	3	49-3	153	8	1
1987 Fort Myers	4-3	.571	2.38	8	8	5	1	64.1	51	20	17	3	0	7-0	51	3	0
Memphis	8-5	.615	3.53	20	20	5	2	133.2	125	60	51	13	0	20-1	126	4	0
KANSAS CITY	1-1	.500	7.84	3	3	0	0	10.1	18	12	9	2	0	5-0	5	0	0
1988 WHITE SOX	12-10	.545	3.79	32	32	3	1	197.0	186	105	83	26	2	72-0	138	13	3
1989 WHITE SOX	11-14	.440	5.01	31	31	2	0	183.1	187	106	102	23	3	90-3	141	12	5
A.L. TOTALS	24-25	.490	4.47	66	66	5	1	390.2	391	223	194	51	5	167-3	284	25	8
M.L. TOTALS	24-25	.490	4.47	66	66	5	1	390.2	391	223	194	51	5	167-3	284	25	8

Last complete game: 9/20/89 at K.C.

Last Shutout: 10/1/88 at K.C.

(Melido Perez continued)

PITCHER'S STATISTICAL BREAKDOWN

CLUB	1989						CAREER					
	ERA	W-L	SV	IP	ER	SO	ERA	W-L	SV	IP	ER	SO
California	5.52	1-1	0	14.2	9	13	6.64	1-2	0	20.1	15	19
Kansas City	2.70	2-0	0	16.2	5	13	2.73	3-1	0	29.2	9	24
Minnesota	9.72	0-3	0	16.2	18	7	5.89	1-4	0	44.1	29	29
Oakland	3.38	1-2	0	26.2	10	24	5.00	2-4	0	45.0	25	44
Seattle	5.19	0-0	0	8.2	5	7	2.93	2-0	0	27.2	9	22
Texas	5.84	0-2	0	12.1	8	8	3.72	0-5	0	38.2	16	26
vs. West	5.30	4-8	0	93.1	55	74	4.51*	10-16*	0*	205.2*	103*	164*
Baltimore	2.45	1-0	0	7.1	2	8	4.24	3-0	0	23.1	11	11
Boston	6.14	1-2	0	14.2	10	8	6.08	2-2	0	26.2	18	15
Cleveland	4.26	0-1	0	7.1	3	3	3.03	1-2	0	35.2	12	22
Detroit	8.10	1-1	0	10.0	9	10	6.19	1-1	0	16.0	11	16
Milwaukee	2.57	3-0	0	22.0	6	19	4.30	3-1	0	23.0	11	19
New York	8.10	0-1	0	10.1	9	11	7.16	1-1	0	16.1	13	15
Toronto	3.93	1-1	0	18.1	8	8	3.43	3-2	0	39.1	15	22
vs. East	4.83	7-6	0	87.2	47	67	4.60	14-9	0	178.0	91	120
1989 totals/lifetime	5.01	11-14	0	183.1	102	141	4.47*	24-25*	0*	390.2*	194*	284*
Home	5.06	4-6	0	78.1	44	60	PEREZ'S CAREER GAME HIGHS Ks: 12 (9/15/89 vs. Cal.) HITS: 2 (twice (last 9/15/89 vs. Cal.) LONGEST WIN STREAK: 4 Games					
Road	4.97	7-8	0	105.0	58	81						
1st Half	6.04	5-10	0	89.1	60	66						
2nd Half	4.12	6-4	0	94.1	42	75						
April	6.75	1-3	0	22.2	17	19						
May	5.79	2-2	0	28.0	18	20						
June	5.88	2-4	0	33.2	22	24						
July	4.15	2-2	0	26.0	11	12						
August	4.95	0-2	0	36.1	20	32						
Sept.-Oct.	3.57	4-1	0	35.1	14	34						

*Includes totals vs. White Sox

Scott Radinsky Pitcher/#56



Given Name: Scott David Radinsky. **Age:** 22. **Born:** March 3, 1968, Glendale, Calif. **Bats/throws:** Left/left. **Height/weight:** 6-3/190. **Residence:** Simi Valley, California. **Contract status:** Signed thru 1990. **Family:** Single. **First pro contract:** Chicago White Sox; selected as third round choice in June 1986 draft.

1989: Was top reliever for Midwest Champion South Bend White Sox finished fourth in league in games pitched (53) ranked second with 31 saves and third with 49 games finished posted 7-5 ledger with a 1.75 ERA, third lowest on staff placed second in league with 97 Roloids Relief Man points that total was third in entire National Association pitched 61.2 innings, yielded 12 earned runs and allowed just one home run walked just 19 and struck out career high 83.

Major League Highlights: Has never appeared in majors.

Minor Leagues Highlights: **1986:** Began career with Sarasota White Sox of the Gulf Coast League was 1-0 in seven starts tossed 27.0 frames, struck out 18. **1987:** split seasons between Peninsula and Sarasota, finished with an ERA of 2.31 in Gulf Coast League made 18 starts between both leagues in 23 appearances. **1988:** Shoulder problems slowed progress in '88 appeared in five games, pitching three innings for Sarasota White Sox.

Miscellaneous/Personal: A 1986 graduate of Simi Valley (Cal.) High School as a prepster participated in baseball at the high school and American Legion level has his own rock group, Scared Straight, which plays throughout the winter.

YEAR	CLUB	W-L	PCT.	ERA	G	GS	CG	SHO	SV	IP	H	R	ER	HR	HB	BB-I	SO	WP	BK
1986	Sarasota	1-0	1.000	3.38	7	7	0	0	0	27	24	20	10	0	0	17-0	18	2	—
1987	Peninsula	1-7	.125	5.77	12	8	0	0	0	39	43	30	25	2	3	32-0	37	3	—
	Sarasota	3-3	.500	2.31	11	10	0	0	0	58	43	23	15	0	0	39-1	41	1	—
1988	Sarasota	0-0	.000	5.40	5	0	0	0	0	3	2	2	2	0	0	4-0	7	1	—
1989	South Bend	7-5	.583	1.75	53	0	0	0	31	61.2	39	21	12	1	5	19-2	83	2	2

Steve Rosenberg Pitcher/#46



Given name: Steven Rosenberg. **Age:** 25. **Born:** October 31, 1964, Brooklyn, N.Y. **Bats/throws:** Left/left. **Height/weight:** 6-0/185. **Major league tenure:** One year and 121 days. **Residence:** Miami, Fla. **Contract status:** Signed thru 1990. **Family:** Married Christine Alberti. **First pro contract:** New York Yankees; selected in fourth round, June, 1986 free agent draft. **Sox acquisition:** Obtained with outfielder Dan Pasqua and catcher Mark Salas from the New York Yankees in exchange for pitchers Richard Dotson and Scott Nielsen November 13, 1987.

1989: Started campaign as middle reliever promoted to starting rotation on May 22 made first career start on that date versus Baltimore, suffered 5-1 loss, hurled 4.1 innings, struck out three picked up first major league win on June 12 versus Cleveland, tossed 6.1 innings, yielded three runs/earned, struck out four taken out of rotation on September 11 and finished year in bullpen registered career-high nine strikeouts on June 3 versus Minnesota hurled two complete games, tying Greg Hibbard and Melido Perez for the team lead in both complete contests, on July 29 at California and August 31 at Toronto, suffered loss..... made 21 starts and 17 relief appearances posted 3-11 mark as starter, 1-2 in relief as reliever tossed 34.2 innings, recorded 19 strikeouts appeared in 38 games overall with 4.94 ERA finished third on staff with 142.0 innings pitched struck out 77, second best on staff.

Major League Highlights: Made major league debut on June 4, 1988 vs. Texas at Comiskey Park finished season in the big leagues, posting 28 strikeouts and one save out of the bullpen. **1988:** Posted a 4.30 ERA in 46 innings with the White Sox spread over 33 games contract purchased from Vancouver on June 3rd was 2-0 in 20 games for Sox' "AAA" Vancouver affiliate to open season in 24.1 innings at Vancouver posted 3.33 ERA and 17 strikeouts.

Minor League Highlights: In 1987 earned 17 saves with a pair of clubs in the Yankees' chain garnered 15 saves in 32 appearances at "AA" Albany of the Eastern League record at Albany was 4-4 with a 2.25 ERA promoted to "AAA" Columbus of the International League and compiled a 4-1 mark with two saves and a 4.08 ERA in 21 outings a combined total of 51 strikeouts in 75.1 innings began career at short-season "A" Oneonta of the New York-Penn League in 1986 after being drafted by the Yankees out of the University of Florida quickly promoted to "A" Fort Lauderdale where he logged a 6-1 record and 2.12 ERA in 25 appearances also earned three saves.

Miscellaneous/Personal: Graduated from Coral Springs High School in Florida as a prepster he played baseball, basketball and football attended University of Florida at Gainesville an avid golfer.

(Steve Rosenberg continued)

YEAR CLUB	W-L	PCT.	ERA	G	GSC	SHO	SV	IP	H	R	ER	HR	HB	BB-I	SO	WP	BK
1986 Oneonta	0-0	.000	1.00	4	0	0	3	9.0	4	1	1	0	0	2-0	10	1	0
Fort Lauderdale	6-1	.857	2.12	25	0	0	3	29.2	24	7	7	1	0	18-1	26	1	1
1987 Albany	4-4	.500	2.25	32	0	0	15	40.0	33	11	10	1	0	12-1	24	0	0
Columbus	4-1	.800	4.08	21	0	0	2	35.1	43	17	16	3	2	18-2	27	1	0
1988 Vancouver	2-0	.1000	3.33	20	0	0	3	24.1	15	9	9	0	0	11-3	17	0	4
WHITE SOX	0-1	.000	4.30	33	0	0	1	46.0	53	22	22	5	0	19-0	28	1	0
1989 WHITE SOX	4-13	.235	4.94	38	21	2	0	142.0	148	92	78	14	1	58-1	77	7	2
A.L. TOTALS	4-14	.222	4.79	71	21	2	0	1 188.0	201	114	100	19	1	77-1	105	8	2
M.L. TOTALS	4-14	.222	4.79	71	21	2	0	1 188.0	201	114	100	19	1	77-1	105	8	2

Last complete game: 8/31/89 at Tor.

PITCHER'S STATISTICAL BREAKDOWN

CLUB	1989						CAREER					
	ERA	W-L	SV	IP	ER	SO	ERA	W-L	SV	IP	ER	SO
California	2.08	0-1	0	17.1	4	15	1.71	0-1	0	26.1	5	21
Kansas City	11.05	0-0	0	7.1	9	6	8.18	0-0	0	11.0	10	10
Minnesota	1.42	0-0	0	6.1	1	9	3.12	0-1	0	8.2	3	9
Oakland	2.16	0-1	0	8.1	2	1	1.93	0-1	0	9.1	2	2
Seattle	4.26	0-0	0	6.1	3	3	3.24	0-0	0	8.1	3	4
Texas	7.31	0-3	0	16.0	13	6	7.65	0-3	0	20.0	17	10
vs. West	4.67	0-5	0	61.2	32	40	4.30	0-6	0	83.2	40	56
Baltimore	4.66	1-2	0	9.2	5	6	4.38	1-2	0	12.1	6	7
Boston	6.75	0-2	0	12.0	9	4	8.40	0-2	0	15.0	14	4
Cleveland	2.37	2-0	0	19.0	5	12	2.33	2-0	0	19.1	5	13
Detroit	6.75	0-0	0	6.2	5	2	5.11	0-0	0	12.1	7	5
Milwaukee	22.50	0-1	0	2.0	5	1	12.71	0-1	0	5.2	8	2
New York	2.77	1-1	0	13.0	4	4	2.45	1-1	0	18.1	5	8
Toronto	6.50	0-2	0	18.0	13	8	6.33	0-2	1	21.1	15	10
vs. East	5.15	4-8	0	80.1	46	37	5.18	4-8	1	104.1	60	49
1989 totals/lifetime	4.94	4-13	0	142.0	78	77	4.79	4-14	1	188.0	100	105
Home	4.73	2-7	0	70.1	37	41	ROSENBERG'S CAREER GAME HIGHS Ks: 9 (6/3/89 vs. Minn.) HITS: 2 (8/10/89 vs. Oak.)					
Road	5.15	2-6	0	71.2	41	36						
1st Half	4.69	3-7	0	78.2	41	46						
2nd Half	5.26	1-6	0	63.1	37	31						
April	2.91	0-0	0	21.2	7	13						
May	5.60	1-2	0	17.2	11	8						
June	5.52	1-3	0	29.1	18	18						
July	4.60	1-2	0	31.1	16	14						
August	5.18	1-3	0	33.0	19	16						
Sept.-Oct.	7.00	0-3	0	9.0	7	8						

**Jose Segura
Pitcher/#54**



Given name (pronunciation): Jose Altagracia Segura (suh-GOOR-uh). **Age:** 27. **Born:** January 26, 1963, Fundacion, Dominican Republic. **Bats/throws:** Right/right. **Height/weight:** 5-11/180. **Major league tenure:** 68 days. **Residence:** Fundacion, Dominican Republic. **Contract status:** Signed through 1990. **Family:** Married Maria; daughter Cinthia. **First pro contract:** Philadelphia Phillies; signed as a free agent June 22, 1981. **Sox acquisition:** Signed as a free agent January 29, 1987.

1989: Began season with "AAA" Vancouver of Pacific Coast League hurled in annual Gatorade Windy City Classic on May 18 versus Cubs pitched 2.0 innings, gave up one unearned run, struck out one had contract purchased on May 19 made two appearances with no decisions before being re-assigned to the Candadians recalled September 11 and posted an 0-1 record with a 4.16 ERA in five relief outings owned a 1-2 mark and 2.30 ERA in 66.2 innings at Vancouver had 17 saves in 44 appearances as Canadians' stopper.

Major League Highlights: 1989: Made seven relief appearances worked six innings striking out four and walking three suffered first career loss on September 23 versus Texas worked in relief of Eric King. **1988:** Opened

season with White Sox, appearing in four games pitched 8.2 innings before being outrighted to Vancouver on May 13.

Minor League Highlights: 1988: Posted a 6-6 record and 4.54 ERA in PCL made 19 starts in 20 games, striking out 39 in 111 innings. **1987:** Spent the entire season at "AAA" Syracuse, Toronto's top farm club primarily a reliever, making 31 of his 43 appearances out of the bullpen the 12 starts occurred between May 26 and July 12 successful in four of five save situations and owned a 2-2 record in relief primarily a reliever in all but two of his eight professional seasons originally signed by Philadelphia, spent his first three seasons in the Phillies' chain made only three starts in 109 appearances during those three years notched his best numbers at "A" Bend of the Northwest League in 1982 when he logged a 4-4 record with three saves and a 1.72 ERA in 24 relief outings became a starter in 1984 when he moved to the Toronto organization posted an 11-10 record with two clubs in '84 fired a pair of two-hitters while at "A" Kinston of the Carolina League in '84 slipped to 4-13 at Kinston in 1985 and was 4-7 at "AA" Knoxville of the Southern League in 1986.


Miscellaneous/Personal: A native of the Dominican Republic, Segura attended Federico Henriquez and Cuba Jai High School in Fundacion.

YEAR CLUB	W-L	PCT.	ERA	G	GSCG	SHOSV	IP	H	R	ER	HR	HB	BB-I	SO	WP	BK		
1981 Helena	2-3	.400	4.37	25	0	0	4	35.0	42	26	17	1	0	15-0	27	1	0	
1982 Spartanburg	2-2	.500	7.76	20	2	0	0	4	29.0	32	28	25	2	4	18-1	17	6	0
Bend	4-4	.500	1.72	24	0	0	0	3	36.2	27	16	7	1	0	28-1	43	9	1
1983 Spartanburg	1-6	.143	6.44	40	1	0	0	5	65.2	77	59	47	4	2	42-4	54	15	0
1984 Kinston	7-4	.636	3.98	16	14	2	1	0	97.1	88	48	43	7	1	35-1	55	7	0
Knoxville	4-6	.400	4.43	12	12	1	0	0	69.0	75	47	34	4	0	47-1	26	8	1
1985 Kinston	4-13	.235	4.16	34	15	1	1	1	110.1	109	62	51	9	7	69-4	73	7	1
1986 Knoxville	4-7	.364	4.22	24	17	1	0	2	106.2	109	72	50	7	6	72-1	55	11	1
1987 Syracuse	5-8	.385	6.56	43	12	0	0	4	107.0	136	90	78	13	1	59-2	54	14	1
1988 Vancouver	6-6	.500	4.54	20	19	0	0	0	111.0	127	69	56	4	0	60-0	39	3	6
WHITE SOX	0-0	.000	13.50	4	0	0	0	0	8.2	19	17	13	1	0	8-0	2	2	3
1989 Vancouver	1-2	.333	2.30	44	0	0	0	17	66.2	50	21	17	0	1	19-2	52	1	3
WHITE SOX	0-1	.000	15.00	7	0	0	0	0	6.0	13	11	10	2	0	3-1	4	0	0
A.L. TOTALS	0-1	.000	14.11	11	0	0	0	0	14.2	32	28	23	3	0	11-1	6	2	3
M.L. TOTALS	0-1	.000	14.11	11	0	0	0	0	14.2	32	28	23	3	0	11-1	6	2	3

PITCHER'S STATISTICAL BREAKDOWN

CLUB	1989						CAREER					
	ERA	W-L	SV	IP	ER	SO	ERA	W-L	SV	IP	ER	SO
California	0.00	0-0	0	0.1	0	1	2.70	0-0	0	1.2	5	1
Kansas City	—	—	—	—	—	—	—	—	—	—	—	—
Minnesota	0.00	0-0	0	1.1	0	0	0.00	0-0	0	1.1	0	0
Oakland	—	—	—	—	—	—	—	—	—	—	—	—
Seattle	—	—	—	—	—	—	0.00	0-0	—	1.0	0	1
Texas	10.80	0-1	0	1.2	2	2	10.80	0-1	0	1.2	2	2
vs. West	5.40	0-1	0	3.1	2	3	11.12	0-1	0	5.2	7	4
Baltimore	0.00	0-0	0	1.0	0	0	0.00	0-0	0	1.0	0	0
Boston	—	—	—	—	—	—	17.18	0-0	0	3.2	7	1
Cleveland	—	—	—	—	—	—	—	—	—	—	—	—
Detroit	—	—	—	—	—	—	—	—	—	—	—	—
Milwaukee	—	—	—	—	—	—	—	—	—	—	—	—
New York	—	—	—	—	—	—	3.38	0-0	0	2.2	1	0
Toronto	43.20	0-0	0	1.2	8	1	43.20	0-0	0	1.2	8	1
vs. East	27.01	0-0	0	2.2	8	1	26.22	0-0	0	9.0	16	2
1989 totals/lifetime	15.00	0-1	0	6.0	10	4	14.11	0-1	0	14.2	23	6
Home	21.60	0-0	0	3.1	8	2	SEGURA'S CAREER GAME HIGHS Ks: 2 (9/23/89 at Tex.)					
Road	6.75	0-1	0	2.2	2	2						
1st Half	43.22	0-0	0	1.2	8	1						
2nd Half	4.15	0-1	0	4.1	2	3						
April	—	—	—	—	—	—						
May	43.22	0-0	0	1.2	8	1						
June	—	—	—	—	—	—						
July	—	—	—	—	—	—						
August	—	—	—	—	—	—						
Sept.-Oct.	4.15	0-1	0	4.1	2	3						

Sammy Sosa Outfielder/25



Given name: Samuel Sosa. **Age:** 21. **Born:** November 10, 1968, San Pedro de Macoris, Dominican Republic. **Bats/throws:** Right/right. **Height/weight:** 6-0/175. **Major league tenure:** Seventy-seven days. **Residence:** San Pedro de Macoris, Dominican Republic. **Contract status:** Signed thru 1990. **Family:** Single. **First pro contract:** Texas Rangers; signed as a free agent July 30, 1985. **Major League debut:** June 16, 1989 with Texas (vs. New York Yankees). **Sox acquisition:** Obtained with second baseman Scott Fletcher and pitcher Wilson Alvarez from Texas for outfielder/designated hitter Harold Baines and infielder Fred Manrique July 29, 1989.

1989: Opened season with "AA" Tulsa of Texas League batted .297 with 15 doubles, four triples, seven home runs and 31 RBI in 66 games contract purchased by Texas on June 15 made major league debut with Rangers vs. the New York Yankees on June 16 notched a single and a double in four at-bats and scored one run on July 1 smacked three singles in four at-bats in 1-0 victory over Seattle at Texas hit .238 with three doubles, one home run and three RBI before being optioned to "AAA" Oklahoma City on July 20 at Oklahoma in ten games hit .103 with two doubles and three RBI obtained by Sox on July 29 in five-player trade and sent immediately to Vancouver at Vancouver hit .367 in 13 games, tagged three two-baggers and one roundtripper made major league debut with ChiSox on August 22 at Minnesota hammered out a 3-for-3 night with one home run and two RBI, scored two runs and stole a base..... in 33 appearances, 29 starts with Sox posted a .273 batting average with five doubles, three home runs and 10 RBI upon recall quickly established himself as a baserunner to be reckoned with stole seven bases in 10 attempts.

Major League Highlights: See above.

Minor league highlights: 1988: Led the Florida State League with 12 triples, matching the second highest total in the National Association and the most ever for a Texas organization player at the class A level ranked third in the league in at bats (507) and tied for fifth in runs (70) topped Port Charlotte in those three categories as well as games (131) and stolen bases (42) and placed second in hits (116), homers (9), and RBI (51) his steal total was the most of any player in the Rangers' organization led league outfielders in games (131) and fielded .971 (7 E/245 TC) with 11 assists scored four runs on May 11 vs. Winter Haven and had four hits on August 3 against St. Petersburg batted .364 with 10 RBI in 12 games during the Florida Instructional League tied for the league lead with three triples was second in the South Atlantic League in GWRBI (14) and was fourth in at bats (519) in 1987 also led Gastonia in batting (.279) games (129), runs (73), hits (145) and doubles (27) played in the SAL All-Star Game in 1986 led the Gulf Coast League in doubles (19) and total bases (96), tied for second in games (61), ranked third in at bats (229) and was fifth in hits (63) hit safely in 17 of 18 games from July 30-Aug. 18 at .382 clip.

Miscellaneous/personal: Signed with Texas at the age of 16 in July 1985 played Babe Ruth and American Legion baseball in the Dominican Republic has eight brothers and two sisters.

YEAR CLUB	AVG	G	AB	R	H	TB	2B	3B	HR	RBI	SH	SF	HB	BB	SO	SB	CS	E.
1986 Sarasota	.275	61	229	38	63	96	19	1	4	28	0	2	0	22	51	11	3	6
1987 Gastonia	.279	129	519	73	145	213	27	4	11	59	0	3	5	21	123	22	8	17
1988 P-Charlotte	.229	131	507	70	116	180	13	12	9	51	0	3	4	35	106	42	24	7
1989 Tulsa	.297	66	273	45	81	125	15	4	7	31	2	2	3	15	52	16	11	4
TEXAS	.367	13	49	7	18	24	3	0	1	5	0	0	0	7	6	3	1	0
Okla. City	.103	10	39	2	4	6	2	0	0	3	0	0	0	2	8	4	2	2
Vancouver	.238	25	84	8	20	26	3	0	1	3	4	0	0	0	20	0	2	2
WHITE SOX	.273	33	99	19	27	41	5	0	3	10	1	2	2	11	27	7	3	2
A.L. TOTALS	.257	58	183	27	47	67	8	0	4	13	5	2	2	11	47	7	5	4
M.L. TOTALS	.257	58	183	27	47	67	8	0	4	13	5	2	2	11	47	7	5	4

Last HR: 9/22/89 at Tex.

BATTER'S STATISTICAL BREAKDOWN

CLUB	1989						CAREER					
	AVG	G	AB	H	HR	RBI	AVG	G	AB	H	HR	RBI
California	.235	8	17	4	0	0	.235	8	17	4	0	0
Kansas City	.333	2	3	1	0	1	.333	2	3	1	0	1
Minnesota	.300	6	20	6	1	4	.300	6	20	6	1	4
Oakland	.000	3	8	0	0	0	.000	3	8	0	0	0
Seattle	.571	2	7	4	0	1	.571	2	7	4	0	1
Texas	.250	2	4	1	1	1	.250	2	4	1	1	1
vs. West	.273*	25*	66*	18*	2*	8*	.273	25*	66*	18*	2*	8*
Baltimore	.333	6	21	7	1	2	.333	6	21	7	1	2
Boston	.273	3	11	3	1	1	.273	3	11	3	1	1
Cleveland	.245	13	49	12	0	1	.245	13	49	12	0	1
Detroit	.000	3	7	0	0	0	.000	3	7	0	0	0
Milwaukee	—	—	—	—	—	—	—	—	—	—	—	—
New York	.250	4	16	4	0	0	.250	4	16	4	0	0
Toronto	.231	4	13	3	0	1	.231	4	13	3	0	1
vs. East	.248	33	117	29	2	5	.248	33	117	29	2	5
1989 totals/lifetime	.257*	58*	183*	47*	4*	13*	.257*	58*	183*	47*	4*	13*
Home	.233	15	43	10	1	4						
Road	.304	18	56	17	2	6						
1st Half	.238	25	84	20	1	3						
2nd Half	.273	33	99	27	3	10						
April	—	—	—	—	—	—						
May	—	—	—	—	—	—						
June	.269	13	52	14	1	2						
July	.188	12	32	6	0	1						
August	.387	8	31	12	1	4						
Sept.-Oct.	.300	25	68	15	2	6						

*Includes totals vs. White Sox

SOSA'S
CAREER GAME HIGHS
HITS: 4 (6/24/89 vs. Clev.)
HRs: 1 (four times)
RBI: 2 (twice, last 9/25/89 vs. Minn.)

Bobby Thigpen Pitcher/#37

Given name: Robert Thomas Thigpen. **Opening Day age:** 26, turns 27 July 17. **Born:** July 17, 1963, Tallahassee, Fla. **Bats/throws:** Right/right: **Height/weight:** 6-3/195. **Major league tenure:** Three years, 21 days. **Residence:** St. Petersburg, Fla. **Contract status:** Signed through 1990, options thru '92. **Family:** Married Keri Keesler, son Robert Alan Thigpen (1/3/90). **First pro contract:** White Sox. **Major league debut:** August 6, 1986 with White Sox (at Boston). **Sox acquisition:** Selected fourth round, June 1985 free agent draft.



1989: Tied his club record of 34 saves set in 1988, topping Bob James' 1985 mark of 32 finished second in A.L. saves to Texas' Jeff Russell (38) also finished second to Russell in American League Rolands Relief Man standings picked up five saves in last six outings recorded 19 saves in second half of season registered saves in 34 of 43 opportunities posted 2-6 record overall, 3.76 ERA 56 games finished led the Pale Hose pitching staff appeared in 61 games, hurled 79.0 frames yielded 34 runs, 33 earned, struck out 47 recorded longest outing of season on 4/27 at Boston (3.0 innings) struck out two and was one of three Sox hurlers to pitch in club's longest game of '89, the 16-inning "Boston Marathon" heads into 1990 season second on

(Bobby Thigpen continued)

Sox career save list with 91 needs seven to tie all-time leader Hoyt Wilhelm (98).

Major League Highlights: Owns 91 career saves, surpassed Wilbur Wood and Terry Forster in 1989 for second spot on the White Sox career list just the fourth pitcher to record 50 or more saves prior to his 26th birthday (Terry Forster-76, Bruce Sutter-68, Lindy McDaniel-50) also fell short (74) of matching the Forster total by the time he did turn 26. **1988:** Established White Sox record with 34 saves . . . was involved in 39 of the 71 Sox victories, giving him the top percentage among all major league relievers converted 34 of 43 save opportunities, including 26 of his first 30 A.L. June winner of Roloids Relief Man Award tied Milwaukee's Dan Plesac for fourth place in the season-long Roloids standings also fourth in the league with his 34 saves ... owned a 2.40 ERA (17 earned runs in 63.2 innings) in save situations as compared to a 5.08 ERA (16 earned runs in 28.1 innings) in his other 25 appearances ... his 68 appearances were most on the Sox staff and second to Milwaukee's Chuck Crim (70) in the A.L. unscored upon in 47 of his 68 outings did not fail in consecutive save chances at any time in '88. **1987:** Assumed the "closer" role for the Sox in the second half of the season and led the staff with 16 saves while posting an ERA of 2.73 nine of 16 saves came in September/October and his strong finish was one of the keys to the club's late flourish the American League winner of the Roloids Relief Man Award for the month of September with a 4-1 record and seven saves garnered his 16 saves in 22 opportunities and was successful in 15 of his last 19 chances three wins, one loss, and six saves in his last 10 outings tied for sixth in the league in saves despite not earning his second save until July 31 opened the season with the Sox as a setup man for late-innings specialist Bob James owned a 2-2 record with one save and a 3.51 ERA when optioned to "AAA" Hawaii May 26 move was made so Thigpen could experiment as a starting pitcher at Hawaii compiled a 2-3 record and 6.15 ERA in nine starts at Hawaii fired a pair of complete games and one shutout returned to Sox during the All-Star Game break (July 15) took over role of "stopper" in late July when James was disabled with a sore right tricep allowed just 15 of 49 inherited runners to score and just three of 20 after August 1. **1986:** Promoted from "AA" Birmingham to the White Sox August 6 and made his major league debut that night at Boston allowed a pair of earned runs in his first 2.1 innings but did not allow another run in his next 15 outings and his next 28.1 innings the scoreless innings streak was the longest on the Sox staff for the season streak halted at California September 20 when he was touched for a pair of earned runs on four hits in just one inning of work recorded saves in seven consecutive opportunities after not being allowed to finish the game in his first save chance first missed save was the September 20 game at Anaheim that started a streak of four consecutive misses in save situations but he did get credit for the win in his last outing of the year at Minnesota October 2 first major league save came August 17 at Comiskey Park against Milwaukee his first two saves and three of his first four came for Steve Carlton during the lefty's brief stint with the Pale Hose Thigpen's first big league victory was September 12 against California in Chicago with three perfect innings of relief ERA dropped to 0.60 before his streak of scoreless innings ended September 20.

Minor League Highlights: Impressed in his first professional season in 1985, spending the majority of his year at "A" Niagara Falls owned a 2-3 record and a team-high nine saves in 28 appearances made just one start posted a fine 1.72 ERA, best on the club, and struck out 74 batters in just 52.1 innings of work moved to "A" Appleton to help bolster the Foxes' bullpen as they approached the Midwest League playoffs used exclusively as a starter at "AA" Birmingham in 1986, compiling an 8-11 record with a 4.68 ERA in 25 starts recorded 90 strikeouts in 159.2 innings experimented as a starter at "AAA" Hawaii for a short time in 1987 was 2-3 in nine starts with a 6.15 ERA.

Miscellaneous/Personal: The White Sox' fourth selection in the June 1985 free agent draft played college baseball at Mississippi State where he was

primarily an outfielder in addition to spot pitching duty helped the Bulldogs reach the College World Series in 1985 played collegiately with San Francisco's Will Clark and Texas' Rafael Palmeiro.

YEAR CLUB	W-L	PCT.	ERA	G	GSC	SHO	SV	IP	H	R	ER	HR	HB	BB-I	SO	WP	BK
1985 Niagara Falls	2-3	.400	1.72	28	1	0	0	9 52.1	30	12	10	1	1	19-2	74	2	0
Appleton	1-0	1.000	0.00	1	0	0	0	2.2	1	0	0	0	0	1-1	4	0	0
1986 Birmingham	8-11	.421	4.68	25	25	5	0	0 159.2	182	97	83	12	11	54-1	90	4	2
WHITE SOX	2-0	1.000	1.77	20	0	0	0	7 35.2	26	7	7	1	1	12-0	20	0	0
1987 WHITE SOX	7-5	.583	2.73	51	0	0	0	16 89.0	86	30	27	10	3	24-5	52	0	0
Hawaii	2-3	.400	6.15	9	9	2	1	0 52.2	72	38	36	5	1	14-1	12	0	1
1988 WHITE SOX	5-8	.385	3.30	68	0	0	0	34 90.0	96	38	33	6	4	33-3	62	6	2
1989 WHITE SOX	2-6	.250	3.76	61	0	0	0	34 79.0	62	34	33	10	1	40-3	47	2	1
A.L. TOTALS	16-19	.457	3.06	200	0	0	0	91 293.2	270	109	100	27	9	109-11	181	8	3
M.L. TOTALS	16-19	.457	3.06	200	0	0	0	91 293.2	270	109	100	27	9	109-11	181	8	3

PITCHER'S STATISTICAL BREAKDOWN

CLUB	1989						CAREER					
	ERA	W-L	SV	IP	ER	SO	ERA	W-L	SV	IP	ER	SO
California	1.69	0-0	2	5.1	1	3	3.05	1-2	8	20.2	7	13
Kansas City	3.24	0-1	3	8.1	3	5	1.50	3-1	8	30.0	5	19
Minnesota	10.38	0-1	2	4.1	5	1	5.82	1-1	7	17.0	11	8
Oakland	4.26	0-1	3	6.1	3	3	2.52	1-2	8	25.0	7	20
Seattle	2.00	1-0	4	9.0	2	2	1.35	3-0	9	26.2	4	12
Texas	0.00	0-0	2	4.0	0	3	2.14	1-1	9	21.0	5	10
vs. West	3.38	1-3	16	37.1	14	17	2.50	10-7	49	140.1	39	82
Baltimore	8.44	0-0	3	5.1	5	2	5.29	1-1	7	17.0	10	8
Boston	1.29	0-0	2	7.0	1	7	1.64	0-0	7	22.0	4	19
Cleveland	2.45	0-0	5	7.1	2	5	2.78	2-1	7	22.2	7	18
Detroit	7.94	0-2	1	5.2	5	5	6.10	0-5	2	20.2	14	13
Milwaukee	2.57	1-0	4	7.0	2	2	2.25	1-1	11	32.0	8	16
New York	1.59	0-0	2	5.2	1	6	4.82	1-2	3	18.2	10	15
Toronto	7.36	0-1	1	3.2	3	3	3.54	1-2	5	20.1	8	10
vs. East	4.10	1-3	18	41.2	19	30	3.58	6-12	42	153.1	61	99
1989 totals/lifetime	3.76	2-6	34	79.0	33	47	3.06	16-19	91	293.2	100	181
Home	3.60	1-2	18	40.0	16	24						
Road	3.92	1-4	16	39.0	17	23						
1st Half	3.78	0-4	15	50.0	21	26						
2nd Half	3.72	2-2	19	29.0	12	21						
April	0.84	0-0	3	10.2	1	6						
May	7.07	0-2	4	14.2	11	10						
June	3.95	0-1	7	13.2	6	8						
July	3.94	1-1	8	17.0	7	9						
August	2.70	1-1	6	13.1	4	9						
Sept.-Oct.	3.72	0-1	6	9.2	4	5						

THIGPEN'S
CAREER GAME HIGHS
Ks: 4 (10/4/87 vs. Oak.)
LONGEST WIN STREAK:
4 Games

Robin Ventura Third Baseman/#21

Given name: Robin Mark Ventura. **Opening Day age:** 22, turns 23 July 14. **Born:** July 14, 1967, Santa Maria, California. **Bats/throws:** Left/right. **Height/weight:** 6-1/192. **Major league tenure:** 22 days. **Residence:** Santa Maria, California. **Contract Status:** Signed thru 1990. **Family:** Single. **First pro contract:** White Sox. **Sox acquisition:** Selected in 1st round (10th pick overall) in June 1988 free agent draft.



1989: Spent most of first season at "AA" Birmingham, batting .278 with three round trippers and drove in 67 RBI was named to Southern League All-Star Team and also was selected as top fielding third baseman was key member of Barons' Southern League Championship team played in 129 games and led Southern League with 93 walks collected in 126 hits with 25 doubles and three triples received call to majors on September 11 made major league debut on September 12 at Baltimore received walk in first major league at-bat in second plate appearance notched first hit off former Olympic teammate

(Robin Ventura continued)

Ben McDonald was 1-for-4 on night with one RBI and one run scored tagged two doubles on September 13 at Baltimore in first five games posted .286 batting average finished brief big league stint with 178 batting average in 16 games and seven and RBI showed a solid glove in his major league baptismal season.

Major League Highlights: See above.

Minor League Highlights: 1989: Named to mid-season and post-season Southern League All-Star teams drew 12 intentional walks stole nine of 16 bases committed 27 errors finished 12th in Southern League batting with a .278 average and was second in walks with 93 led third baseman with a .930 fielding percentage.

Miscellaneous/Personal: Named College Player of Decade of the '80s by *Baseball America* earned national publicity for 58-game hitting streak as a sophomore at Oklahoma State streak was snapped by then-Stanford pitcher Jack McDowell during the 1987 College World Series. **1988:** Named the 1988 recipient of the Golden Spikes Award, college baseball's equivalent of the Heisman Trophy member of the 1988 U.S. Olympic team batted .409 in helping lead U.S. team to gold medal in Seoul posted .380 average with 12 home runs and 77 RBI during 50 game tour before the games ended stellar three-year career at Oklahoma State by batting .391 with 26 home runs and 96 RBI during his junior campaign named 1987 *Baseball America College Player of the Year* hit .469 with 21 home runs and 110 RBI named 1986 *Baseball America Freshman of the Year* after hitting .428 holds Oklahoma State career hit record (329) led Cowboys to consecutive College World Series appearances as a freshman and sophomore three-time All-America selection.

YEAR CLUB	AVG	G	AB	R	H	TB	2B	3B	HR	RBI	SH	SF	HB	BB	SO	SB	CS	E
1989 Birmingham	.278	129	454	75	126	164	25	2	3	67	4	6	6	93	51	9	7	27
WHITE SOX	.178	16	45	5	8	11	3	0	0	7	1	3	1	8	6	0	0	2
A.L. TOTALS	.178	16	45	5	8	11	3	0	0	7	1	3	1	8	6	0	0	2
M.L. TOTALS	.178	16	45	5	8	11	3	0	0	7	1	3	1	8	6	0	0	2

BATTER'S STATISTICAL BREAKDOWN

CLUB	1989						CAREER					
	AVG	G	AB	H	HR	RBI	AVG	G	AB	H	HR	RBI
California	.167	3	6	1	0	1	.167	3	6	1	0	1
Kansas City	.000	2	6	0	0	1	.000	2	6	0	0	1
Minnesota	.250	3	8	2	0	1	.250	3	8	2	0	1
Oakland	—	—	—	—	—	—	—	—	—	—	—	—
Seattle	—	—	—	—	—	—	—	—	—	—	—	—
Texas	.125	3	8	1	0	1	.125	3	8	1	0	1
vs. West	.143	11	28	4	0	4	.143	11	28	4	0	4
Baltimore	.375	2	8	3	0	2	.375	2	8	3	0	2
Boston	—	—	—	—	—	—	—	—	—	—	—	—
Cleveland	.111	3	9	1	0	1	.111	3	9	1	0	1
Detroit	—	—	—	—	—	—	—	—	—	—	—	—
Milwaukee	—	—	—	—	—	—	—	—	—	—	—	—
New York	—	—	—	—	—	—	—	—	—	—	—	—
Toronto	—	—	—	—	—	—	—	—	—	—	—	—
vs. East	.235	5	17	4	0	3	.235	5	17	4	0	3
1989 totals/lifetime	.178	16	45	8	0	7	.178	16	45	8	0	7
Home	.174	9	23	4	0	3						
Road	.182	7	22	4	0	4						
1st Half	—	—	—	—	—	—						
2nd Half	.178	16	45	8	0	7						
April	—	—	—	—	—	—						
May	—	—	—	—	—	—						
June	—	—	—	—	—	—						
July	—	—	—	—	—	—						
August	—	—	—	—	—	—						
Sept.-Oct.	.178	16	45	8	0	7						

VENTURA'S
CAREER GAME HIGHS
HITS: 2 (twice, last 9/25/89 vs. Minn.)

*Includes totals vs. White Sox

Jerry Willard Catcher/#23



Given name: Gerald Duane Willard. **Age:** 30. **Born:** March 14, 1960, Oxnard, Cal. **Bats/throws:** Left/right. **Height/weight:** 6-2/195. **Major league tenure:** Three years, 60 days. **Residence:** Port Hueneme, Calif. **Contract status:** Signed thru 1990. **First pro contract:** Signed as a free agent with Philadelphia Phillies on December 20, 1979. **Major league debut:** April 11, 1984 with Cleveland Indians against White Sox. **Sox acquisition:** Signed as a free agent February 10, 1989.

1989: Played in 90 games for Pacific Coast League Champion Vancouver after a year layoff hit .276 notched 78 hits with 119 total bases banded seven homers, 18 doubles and one triple drove in 38 runs committed only one error in 479 total chances caught all three no-hitters thrown by Tom Drees posted a .998 fielding percentage in 71 games led all full-time catchers in PCL registered 422 putouts with 56 assists turned 12 double plays.

Major League Highlights: Has appeared in major leagues with Cleveland and Oakland hit first two career home runs off Dennis Eckersley on May 21, 1984 in a 6-3 Cleveland loss to Boston. **1988:** Did not play. **1987:** Appeared in seven games for Oakland A's registered one hit in six at-bats, one run and two walks. **1986:** Played in 75 games for A's totaled 43 hits with seven doubles and four home runs drove in 26 runs. **1985:** Spent majority of season with Indians appearing in 104 games, catching in 96 registered career-high season numbers with 300 at-bats, 39 runs scored, 81 hits, 13 doubles and .270 average. **1984:** Made opening day roster and spent entire year with Cleveland batted .224 in 87 games registered career highs with 37 RBI and 10 home runs.

Minor League Highlights: **1980:** Began career at Bend in Phillies organization tied for second in Northwest League with a .368 average drove in 59 runs in 65 games, tagged five roundtrippers. **1981:** Appeared in 107 games for Class-A Peninsula of the Carolina League hit .260 with 12 home runs and 60 RBI stole career-high six bases. **1982:** Split time between Reading and Oklahoma City of the Cleveland organization hit .292 with Reading in 81 games and .232 with Oklahoma City in 36 contests. **1983:** Spent year at Cleveland Charleston affiliate hit .301 in 127 games split time between catching and playing third base for first time in career registered careers high with 119 hits, 22 doubles, 19 home runs and 77 RBI. **1985:** Made brief appearance at Maine of the International League played in 11 games, hit .255. **1986:** In 22 games hit .258 for Tacoma of the A's organization. **1987:** Returned to Tacoma where he played outfield and catcher had .298 batting average with 64 hits walked 56 times and registered 38 RBI.

Miscellaneous/Personal: 1978 graduate of Hueneme High School in California played baseball and football as a prepster attended Oxnard College was MVP of Puerto Rico Winter League in 1983 led league in home runs, RBI and runs scored while hitting .333 led same league in 1984 with 14 roundtrippers.

YEAR CLUB	AVG	G	AB	R	H	TB	2B	3B	HR	RBI	SH	SF	HB	BB	SO	SB	CS	E
1980 Bend	.368	65	231	53	85	123	21	1	5	59	2	3	2	51	27	2	2	18
1981 Peninsula	.260	107	334	43	87	142	17	1	12	60	3	5	2	49	66	6	4	3
1982 Reading	.292	81	281	43	82	130	10	1	12	51	0	2	4	38	48	1	3	13
Oklahoma City	.232	36	95	13	22	33	5	0	2	14	0	1	2	27	18	1	1	8
1983 Charleston	.301	127	396	61	119	202	22	2	19	77	4	3	5	80	76	0	4	13
1984 Cleveland	.224	87	246	21	55	95	8	1	10	37	0	3	—	26	55	1	0	7
1985 Maine	.255	11	40	5	9	15	3	0	1	4	0	0	0	7	7	1	0	2
Cleveland	.270	104	300	39	81	115	13	0	7	36	4	1	—	28	59	0	0	5
1986 Tacoma	.258	22	62	7	16	24	5	0	1	12	1	1	3	9	11	0	0	1
Oakland	.267	75	161	17	43	62	7	0	4	26	4	4	—	22	28	0	1	2
1987 Tacoma	.298	67	215	42	64	97	15	0	6	38	3	3	0	56	33	0	1	1
Oakland	.167	7	6	1	1	1	0	0	0	0	0	0	0	2	1	0	0	0
1988 (Did Not Play)	—	—	—	—	—	—	—	—	—	—	—	—	—	—	—	—	—	—
1989 Birmingham	.300	5	10	5	3	4	1	0	0	1	0	0	0	7	2	0	0	2
Vancouver	.276	90	283	32	78	119	18	1	7	38	0	1	4	43	56	0	2	1
A.L. TOTALS	.252	273	713	78	180	273	28	1	21	109	8	8	—	78	143	1	1	14
M.L. TOTALS	.252	273	713	78	280	273	28	1	21	109	8	8	—	78	143	1	1	14

Last HR: 10/1/86 vs. Texas

Tracy Woodson Infielder/#26



Given name: Tracy Michael Woodson. **Age:** 27. **Born:** October 5, 1962, Richmond, Va. **Bats/throws:** Right/right. **Height/weight:** 6-3/216. **Major league tenure:** One year, 46 days. **Residence:** Raleigh, North Carolina. **Contract status:** Signed thru 1990. **Family:** Married Maria Thanos; son Tracy Michael (February 25, 1989). **First pro contract:** Los Angeles Dodgers; selected by Dodgers in third round of June 1984 free agent draft. **Major league debut:** April 7, 1987 with Los Angeles (at Houston). **Sox acquisition:** Obtained from Dodgers for pitcher Jeff Bittiger November 9, 1989.

1989: Opened season at Albuquerque, Dodgers' "AAA" affiliate..... appeared in 89 games, scored 49 runs notched 95 hits, fifth highest total on club finished second on team with 158 total bases knocked 21 doubles and 14 homers his 59 RBI total was second best on squad carried a .486 slugging percentage, .360 on-base percentage closed out year with .292 batting average made 35 starts at first base, 59 at third base called up by Dodgers on June 6 appeared in four contests during month of June, going 0-6 made one start on June 12 versus Cincinnati at third base.

Major League Highlights: Made 1987 opening day roster in third professional season hit first major league home run off former Astros pitcher Nolan Ryan in Los Angeles. **1988:** Started season at Albuquerque had contract purchased on July 8 played in 64 games for Los Angeles hit .249 and made 11 starts in month of July (seven at third and four at first base) replaced Jeff Hamilton from July 27 to September 1 at third base, made 29 starts during that span hit .250 with two homers and 12 RBI delivered game-winning pinch-hit single on July 15 versus Cubs made 26 starts in month of August hit first roundtripper of season on August 1 versus Reds recorded career-high six-game hitting streak from August 15-20 hit safely in 14-of-16 games when his average climbed from .190 to season-high .252 on August 30 established career highs with 64 games, 173 at-bats, 43 hits, 15 runs, 15 RBI and three home runs was 1-for-4 in NLCS in World Series was 0-4 with one RBI. **1987:** Started season with Dodgers made major league debut on April 7 at Houston collected first major league hit on April 9 versus San Francisco's Jim Gott batted .228 in 53 games with one home run and 11 RBI spent half of season at Albuquerque batted .290 in 67 games played registered 75 hits, 13 doubles, two triples and five home runs.

Minor League Highlights: 1988: Hit minor league career high .319 for Albuquerque in 85 games with 73 RBI banded out 100 hits and 17 homers, scored 46 runs. **1987:** Batted .290 for the Dukes in 67 games drove in 44 runs and hit five roundtrippers in first season at "AAA" level struck out 22 times in 259 at-bats, a strikeout ratio of one every 11.8 at-bats. **1986:** Was chosen to Texas League All-Star squad with a .269 average totaled 18 homers and 90 RBI led league with a .947 fielding percentage and 135 putouts played winter ball at Santurce of the Puerto Rican league and was an All-Star selection. **1985:** Produced 30 doubles, four triples and drove in 62 runs in 138 games at Vero Beach. **1984:** Opened professional career at Vero Beach appeared in 76 games notched nine doubles and four home run finished year with a .219 batting average and seven stolen bases.

Miscellaneous/Personal: Graduate of Benedictine High School in Richmond, Va. named to All-Richmond Metro and All-State first team in baseball attended North Carolina State and majored in business management was named ACC Player-of-the-Year, NCAA College All-American and selected on Baseball America's second team set career mark for most homers at N.C. State (46) and season records for homers (25) and RBI (77) enjoys cards, golf and basketball.

YEAR	CLUB	AVG	G	AB	R	H	TB	2B	3B	HR	RBI	SH	SF	HB	BB	SO	SB	CS	E
1984	Vero Beach	.219	76	256	29	56	—	9	0	4	36	—	—	—	27	41	7	—	—
1985	Vero Beach	.250	138	504	55	126	—	30	4	9	62	—	—	—	50	78	10	—	—
1986	San Antonio	.269	131	495	65	133	—	27	3	18	90	—	—	—	33	59	4	—	—
1987	Albuquerque	.269	67	259	37	75	—	13	2	5	44	—	—	—	17	22	1	—	—
	LOS ANGELES	.228	53	136	14	31	44	8	1	1	11	0	1	2	9	21	1	1	4
1988	Albuquerque	.319	85	313	46	100	174	21	1	17	73	1	4	2	39	48	1	3	14
	LOS ANGELES	.249	64	173	15	43	58	4	1	3	15	0	2	1	7	32	1	2	6
1989	Albuquerque	.292	89	325	49	95	158	21	0	14	59	0	3	4	32	40	2	1	13
	LOS ANGELES	.000	4	6	0	0	0	0	0	0	0	0	0	0	0	1	0	0	0
N.L. TOTALS		.235	122	315	29	74	102	12	2	4	26	0	3	3	16	54	2	3	10
M.L. TOTALS		.235	122	315	29	74	102	12	2	4	26	0	3	3	16	54	2	3	10

Last HR: 9/26/88 at San Diego

NLCS RECORD

YEAR	CLUB, OPP.	AVG	G	AB	R	H	2B	3B	HR	RBI	BB	SO	SB
1988	L.A. vs. Mets	.250	3	4	0	1	0	0	0	0	0	1	0

WORLD SERIES STATISTICS

YEAR	CLUB, OPP.	AVG	G	AB	R	H	2B	3B	HR	RBI	BB	SO	SB
1988	L.A. vs. Oak.	.000	4	4	0	0	0	0	0	1	0	0	0

ADDITIONAL BATTING STATISTICS

YEAR	IBB	HP	SF	SH	CS	TB	YEAR	IBB	HP	SF	SH	CS	TB
1987	2	2	1	0	1	44	1988	1	1	2	0	2	58
							ML Totals	3	3	3	0	3	102

COMISKEY PARK FLASHBACK

1935 was the first year distance markings were painted on the Comiskey Park walls. Also that year, the first loudspeaker system was installed. But, many of the fans complained about the loud, distracting, piped-in music.

NON-ROSTER PLAYERS

Wilson Alvarez Pitcher/#38

Given name: Wilson Eduardo Alvarez. **Age:** 20. **Born:** March 24, 1970, Maracaibo, Venezuela. **Bats/throws:** Left/left. **Height/Weight:** 6-1/175. **Major league tenure:** Four days. **Residence:** Maracaibo, Venezuela. **First pro contract:** Texas Rangers; signed as free agent September 23, 1986. **Sox acquisition:** Obtained with outfielder Sammy Sosa and infielder Scott Fletcher from the Texas Rangers in exchange for outfielder/DH Harold Baines and infielder Fred Manrique July 29 1989.

1989: Hard-throwing southpaw opened season at "Rookie" Port Charlotte of the Gulf Coast League owned 7-4 mark with 2.11 ERA in 13 starts hurled three complete games and two shutouts walked 21 and fanned 51 in 81.0 frames promoted to "AA" Tulsa of the Texas League June 12 posted 2-2 record, 2.06 ERA, and a shutout in seven starts called up to Rangers July 21 and made first major league start July 24 versus Toronto absorbed the loss, facing just five batters, retiring none, and yielding two home runs and three earned runs re-assigned to Tulsa July 25 obtained by the Sox from Texas along with Sammy Sosa and Scott Fletcher in exchange for Harold Baines and Fred Manrique July 29 assigned to "AA" Birmingham of the Southern League fashioned a 2-1 mark for the Barons with a 3.03 ERA made six starts over 35.2 innings pitched two-hit complete-game shutout (2-0) versus Huntsville in game two of the Southern League's Western Division finals, clinching SL championship for the Barons.

Major League Highlights: See above.

Minor League Highlights: 1988: Led entire Rangers organization with 143 strikeouts split season between "A" Gastonia and "AAA" Oklahoma City posted 4-11 record with 2.98 ERA in 23 starts for Gastonia whiffed 134 batters in 127.0 innings owned 1-1 ledger in three starts for the 89ers spent first year in pro ball with Port Charlotte and Gastonia in 1987 went 2-5 with 5.24 ERA at Port Charlotte and 1-5 with 6.47 ERA with Gastonia.

Miscellaneous/Personal: Once fanned 21 batters in a Little League game has represented Venezuela in all international tournaments at every age level fired 12 no-hitters between 1981-1986.

YEAR CLUB	W-L	PCT.	ERA	G	GSC	SHO	SV	IP	H	R	ER	HR	HB	BB-I	SO	WP	BK
1987 Gastonia	1-5	.166	6.47	8	6	0	0	32.0	39	24	23.5	4	23-0	19	0	—	
Gulf Coast	2-5	.286	5.24	10	10	0	0	44.2	41	27	29.6	3	21-0	46	3	—	
1988 Gastonia	4-11	.267	2.98	23	23	1	0	127.0	113	63	42.5	7	50-1	134	5	—	
Oklahoma City	1-1	.500	3.78	5	3	0	0	16.2	17	8	7.2	1	6-0	9	0	—	
1989 Charlotte	7-4	.636	2.11	13	13	3	2	81.0	68	29	19.2	4	21-0	46	7	—	
Tulsa	2-2	.500	2.06	7	7	1	1	48.0	40	14	11.1	0	16-3	29	1	—	
TEXAS	0-1	.000	—	1	1	0	0	0	3	3	3.0	0	2-0	0	0	0	
Birmingham	2-1	.667	3.03	6	6	0	0	35.2	32	12	12.2	1	16-0	18	1	—	
A.L. TOTALS	0-1	.000	oo	1	1	0	0	0	3	3	3.0	0	2-0	0	0	0	
M.L. TOTALS	0-1	.000	oo	1	1	0	0	0	3	3	3.0	0	2-0	0	0	0	

Rich Amaral Infielder/#63

Given name: Richard Louis Amaral. **Age:** 28. **Born:** April 1, 1962, Visalia, Calif.. **Bats/throws:** Right/right. **Height/weight:** 6-0/175. **Residence:** Costa Mesa, Calif. **First pro contract:** Cubs, second choice in 1983 June draft. **Sox acquisition:** Selected by White Sox in minor league draft December 6, 1988.

1989: Enjoyed most productive season in professional baseball played at "AA" Birmingham of the Southern League in 122 games, had career-high .285 batting average (10th in the SL) led the league in runs scored (90), was second in stolen bases (57), and fifth in walks (88) cracked 15 doubles, six three-baggers, four home runs, and drove in 48 runs led the Barons in on-base percentage (.405) split season defensively at second base and shortstop helped Barons capture the Southern League Championship with a final record of 88-55.

Major League Highlights: Amaral has never appeared in the major leagues.

Minor League Highlights: A seven-year veteran of the minor leagues, broke into pro ball in 1983 with "A" Geneva of the New York-Penn League hit .253 in his first pro season with 17 doubles and 22 stolen bases played just 34 games at "A" Quad City in 1984 in 1985 hit .271 in 124 games with 26 thefts at "A" Winston-Salem of the Carolina League played '86, '87, and '88 campaigns at "AA" Pittsfield of the Eastern League best effort at Pittsfield came in 1988 hit .277 with four homers, 47 RBI, and 54 stolen bases swiped 224 bases in 271 attempts in minor league career.

YEAR	CLUB	AVG	G	AB	R	H	TB	2B	3B	HR	RBI	SH	SF	HB	BB	SO	SB	CS	E
1983	Geneva	.253	67	269	63	68	94	17	3	1	24	1	1	2	45	47	22	7	14
1984	Quad City	.210	34	119	21	25	26	1	0	0	7	1	0	0	24	29	12	0	13
1985	Winston-Salem	.271	124	428	62	116	150	15	5	3	36	5	1	2	59	68	26	7	25
1986	Pittsfield	.251	114	355	43	89	101	12	0	0	24	5	2	4	39	65	25	8	14
1987	Pittsfield	.254	104	315	45	80	98	8	5	0	28	6	1	3	43	50	28	6	18
1988	Pittsfield	.277	122	422	66	117	152	15	4	4	47	5	5	1	56	53	54	5	18
1989	Birmingham	.285	122	432	90	123	162	15	6	4	48	7	4	2	88	66	57	14	23

Cesar Bernhardt Infielder/#66

Given name: Cesar Enriquillo Bernhardt. **Age:** 21. **Born:** January 18, 1969. **Bats/throws:** Right/right. **Height/weight:** 5-9/148. **Residence:** San Pedro de Macoris, Dominican Republic. **Family:** Single. **First pro contract:** White Sox. **Sox acquisition:** Signed as free agent December 18, 1985.

1989: Sparkled offensively in '89 with "A" South Bend White Sox, champions of the Midwest League led the league in hits (148), total bases (206) and tied for lead in RBI (81) topped South Bend in games (127), at bats (493), batting average (.300), doubles (26), and tied for lead in triples (7) named to *Baseball America's* "A" All-Star team and shared South Bend's Player-of-the-Year Award with outfielder Derek Lee.

Major League Highlights: Bernhardt has never appeared in the major leagues.

Minor League Highlights: 1988: batted .282 in 124 games for South Bend knocked in 51 runs while striking out just 32 times in 482 at bats (once every 15.91 at bats, second in ML) broke into pro ball in 1986, splitting the season

(Cesar Bernhardt continued)

between "A" Appleton of the Midwest League and "Rookie" Sarasota hit .276 in 19 games at Appleton with a homer and 12 RBI played '87 season with Charleston tied for fourth in South Atlantic League with 28 doubles batted .252 in 122 games with five home runs and 53 RBI had nine three-hit games.

YEAR	CLUB	AVG	G	AB	R	H	TB	2B	3B	HR	RBI	SH	SF	HB	BB	SO	SB	CS	E
1986	Appleton	.276	19	76	9	21	30	2	2	1	12	1	1	1	4	11	1	2	8
	Sarasota	.184	42	103	6	19	22	3	0	0	10	1	2	1	10	15	1	1	8
1987	Charleston	.252	122	444	56	112	165	28	5	5	53	0	2	7	25	59	15	9	21
1988	South Bend	.282	124	482	47	136	160	17	2	1	51	3	6	2	16	32	26	16	9
1989	South Bend	.300	127	493	73	148	206	26	7	6	81	2	8	5	32	40	18	12	20

Pete Dalena Infielder/#62

Given name: Peter M. Dalena. **Opening Day age:** 29, turns 30 June 26. **Born:** June 26, 1960, Fresno, Calif. **Bats/throws:** Left/right. **Height/weight:** 5-11/200. **Major league tenure:** 22 days. **Residence:** Fresno, Calif. **First pro contract:** New York Yankees; selected 27th in June 1982 draft. **Sox acquisition:** Signed as six-year free agent January 3, 1990.

1989: Made major league debut with Cleveland Indians July 7 versus Seattle first and only big-league hit came July 17 versus Minnesota had ninth-inning pinch-hit double off reliever Jeff Reardon played in five games for the Tribe spent majority of the season at "AAA" Colorado Springs of the Pacific Coast League hit .329 in 98 games with 20 doubles, five home runs, and 59 RBI.

Major League Highlights: See above.

Minor League Highlights: Began pro career in 1982 at "A" Greensboro of the South Atlantic League hit .285 (80-281) in 71 games had 15 doubles, 10 homers and 43 RBI split '83 season between "A" Ft. Lauderdale of the Florida State League and "AA" Nashville of the Southern League had career-high .344 batting average at Ft. Lauderdale batted .322 with 13 long balls and 59 RBI with Nashville divided '84 season between Nashville and "AAA" Columbus of the International League had career-high 83 RBI with Nashville former Cal State-Fresno standout, remained at Columbus from 1985-'88 established Clippers' record with eight RBI on April 16, 1986 at Pawtucket named to '86 International League All-Star team as DH belted career-high 18 homers in '87.

YEAR	CLUB	AVG	G	AB	R	H	TB	2B	3B	HR	RBI	SH	SF	HB	BB	SO	SB	CS	E
1982	Greensboro	.285	71	281	27	80	125	15	0	10	43	0	2	0	24	49	0	0	7
1983	Nashville	.322	89	335	52	108	178	23	4	13	59	1	1	0	29	36	0	1	7
	Ft. Lauderdale	.314	49	169	16	53	72	9	2	2	28	0	3	1	17	16	0	0	5
1984	Nashville	.297	125	488	60	145	215	28	0	14	83	2	6	6	49	48	4	3	17
	Columbus	.111	10	27	1	3	3	0	0	0	0	0	0	0	3	8	0	0	0
1985	Columbus	.305	114	357	34	109	165	21	4	9	65	1	1	1	25	32	1	0	1
1986	Columbus	.260	123	435	54	113	184	27	4	12	72	1	7	2	44	48	4	1	2
1987	Columbus	.282	116	433	74	122	205	21	4	18	61	3	3	3	32	46	0	3	6
1988	Columbus	.214	123	426	33	91	134	20	1	7	44	4	5	3	24	59	0	3	8
1989	Colorado Sprs.	.329	98	340	52	112	—	24	5	5	59	—	—	—	27	36	1	—	—
	CLEVELAND	.143	5	7	0	1	1	1	0	0	0	0	0	0	0	3	0	0	0
A.L. TOTALS		.143	5	7	0	1	1	1	0	0	0	0	0	0	0	3	0	0	0
M.L. TOTALS		.143	5	7	0	1	1	1	0	0	0	0	0	0	0	3	0	0	0

Tom Drees Pitcher/#41

Given name: Thomas Kent Drees. **Opening Day age:** 26, turns 27 June 17. **Born:** June 17, 1963, Des Moines, Iowa. **Bats/throws:** Switch/left. **Height/weight:** 6-6/210. **Family:** Single. **First pro contract:** White Sox. **Sox acquisition:** Selected in 17th round, June, 1985 free agent draft.

1989: Lefthander stirred up excitement at "AAA" Vancouver of the Pacific Coast League, tossing three no-hitters (two consecutive) in one season joined Bill Bell ("A" Bluefield, Appalachian League, 1952) as the only professional pitchers to have thrown three no-hit gems in one season Walter Justus ("D" Lancaster, Ohio State League) recorded four no-hitters in 1908 fired back-to-back masterpieces May 23 versus Calgary (1-0) and May 28 versus Edmonton (1-0, seven innings)..... third hitless outing came August 16 with White Sox GM Larry Himes in attendance and was at the expense of Las Vegas (5-0, seven innings) finished season with 12-11 record and 3.37 ERA led the Canadians in starts (26), including four complete games and three shutouts started for A.L. in "AAA" All-Star tilt PCL player-of-the-week three times named the league's Star of Starshelped Canadians claim PCL Championship and a league-low 3.44 team-ERA honored by White Sox in September for his three no-hitters in conjunction with ceremony at which annual Lubin Awards were presented.

Major League Highlights: Drees has never appeared in major leagues.

Minor League Highlights: 1988: Spent season at "AA" Birminghamposted a 9-7 record and 2.79 ERA in 22 appearances recorded 94 strikeouts in 158 innings underwent off-season surgery on his pitching shoulder started pro career with Sarasota in 1985, posting a 6-3 record with 75 strikeouts in only 74 innings appeared as both a reliever and starter with "A" Peninsula in 1986 went 5-7 with 4.75 ERA and two saves logged 10-14 mark at "A" Daytona Beach in 1987 tossed three shutouts for the Admirals threw a two-hitter June 7 versus West Palm Beach posted a 4-1 ledger and 2.64 ERA in July.

YEAR	CLUB	W-L	PCT.	ERA	G	GSCG	SHO	SV	IP	H	R	ER	HR	HB	BB-I	SO	WP	BK
1985	Sarasota	6-3	.666	2.78	12	12	2	0	74.0	75	29	23	1	4	17-0	75	6	—
1986	Peninsula	5-7	.417	4.75	37	10	1	0	2 95.0	108	64	50	5	4	61-1	54	7	—
1987	Daytona Beach	10-14	.417	3.74	27	26	8	3	0 169.0	195	87	70	10	6	58-4	76	9	—
1988	Birmingham	9-7	.563	2.79	22	21	6	2	0 158.0	149	63	49	5	4	52-0	94	3	—
1989	Vancouver	12-11	.522	3.37	26	26	4	3	0 168.1	142	76	63	12	4	72-2	66	2	10

COMISKEY PARK FLASHBACK

The only Opening Day no-hitter in major league history was thrown by Cleveland's Bob Feller on April 16, 1940 as the Indians defeated the White Sox 1-0. This year marks the 50th Anniversary of that date. Feller's mound opponent, Edgar Smith, yielded just six hits over eight innings in the losing effort.

Wayne Edwards Pitcher/#45

Given name: Wayne Maurice Edwards. **Age:** 26. **Born:** March 7, 1964, Burbank, California. **Bats/throws:** Left/left. **Height/weight:** 6-5/185. **Major league tenure:** 21 days. **Residence:** Sepulveda, California. **Family:** Married Linda Kading. **First pro contract:** White Sox 1985. **Sox acquisition:** Selected in the 10th round, June 1985 free agent draft.

1989: Recalled from "AA" Birmingham on September 11 and made major league debut that evening in Baltimore finished the game, hurling one inning with one walk and one strikeout made seven relief appearances for ChiSox with no decisions and a 3.68 ERA..... fanned nine over 7.1 innings sparked at Birmingham with 10-4 record and 3.19 ERA made 24 appearances, 19 as a starter struck out 122 in 158 innings second on team with five complete games helped the Barons capture Southern League Championship; registered one save in playoffs.

Major League Highlights: See above.

Minor League Highlights: **1988:** Split time between Birmingham and "AAA" Vancouver of the Pacific Coast League with the Barons he was 9-12 with a 4.90 ERA in 167 innings totalled 136 strikeouts in 27 starts at Vancouver of the Pacific Coast League, appeared in two games, working three innings **1987:** With Daytona Beach of the Florida State League where he posted the best season of his professional career, recording 16-8 mark and 3.61 ERA in 28 starts played at "A" Peninsula of Carolina League in 1986 finished with an 8-8 record and a 4.21 ERA struck out 86 in 24 outings with the Sarasota Sox in 1985, recorded a 7-3 record in 69 innings carried a 2.43 ERA in 11 games.

Miscellaneous/Personal: A 1982 graduate of Village Christian High School in Sun Valley, California attended Azusa Pacific University in Azusa, California recommended and signed by former White Sox scout Duane Schaffer.

YEAR CLUB	W-L	PCT.	ERA	G	GSCG	SHO	SV	IP	H	R	ER	HR	HB	BB-I	SO	WP	BK
1985 Sarasota	7-3	.700	2.49	11	11	3	0	69.0	52	26	19	0	3	18-0	61	2	—
1986 Peninsula	8-8	.500	4.21	24	21	0	0	128.0	149	80	60	10	2	68-1	86	8	—
1987 Daytona Beach	16-8	.667	3.61	29	28	15	2	200.0	211	91	80	4	9	68-3	121	17	—
1988 Birmingham	9-12	.429	4.90	27	27	6	1	167.0	176	108	91	9	5	92-3	136	16	—
Vancouver	0-0	.000	0.00	2	0	0	0	3.0	0	0	0	0	0	0-0	2	0	0
1989 Birmingham	10-4	.714	3.19	24	19	5	0	158	131	69	56	6	5	65-1	122	6	4
WHITE SOX	0-0	.000	3.68	7	0	0	0	7.1	7	3	3	1	0	3-0	9	0	0
A.L. TOTALS	0-0	.000	3.68	7	0	0	0	7.1	7	3	3	1	0	3-0	9	0	0
M.L. TOTALS	0-0	.000	3.68	7	0	0	0	7.1	7	3	3	1	0	3-0	9	0	0

COMISKEY PARK FLASHBACK

Since Bill Veeck installed the first organ in the centerfield bleachers in 1960, three talented artists have graced the keyboard: Shay Torrent, Bob Creed and, since 1970, Nancy Faust.

Marcus Lawton Outfielder/60

Given name: Marcus Duane Lawton. **Opening Day age:** 24, turns 25 August 18. **Born:** August 18, 1965, Gulfport, Miss. **Bats/throws:** Switch/right. **Height/weight:** 6-1/160. **Major league tenure:** 54 days. **Residence:** Gulfport, Miss.. **First pro contract:** New York Mets; sixth-round choice in June 1983 draft. **Sox acquisition:** Signed as free agent December 22, 1989.

1989: Made major league debut with New York Yankees August 11 as pinch-hitter at Minnesota first hit in big leagues was off Milwaukee's Paul Mirabella (September 21 at New York) batted .214 (3-14) in 10 games for the Yankees opened '89 campaign with Mets' "AAA" affiliate Tidewater of the International League hit .240 (36-150) in 70 games played in 42 games with Yankees' "AAA" Columbus of the International League had .232 batting average with six doubles, three homers and 14 RBI.

Major League Highlights: See above.

Minor League Highlights: Broke into pro ball in 1983 at "Rookie" Sarasota played in 51 games, hitting .257 (48-187) with 19 stolen bases in 1984 at "Rookie" Kingsport, named to the Appalachian League All-Star Team hit .298 with 38 swipes spent '85 season at "A" Columbia of the South Atlantic League his 111 steals were the most of any player in pro ball caught stealing just eight times (93%) established Mets' organizational record for stolen bases, topping Lenny Dykstra's 105 steals at "A" Lynchburg of the Carolina League in 1983 selected to South Atlantic All-Star Team in '86 at Lynchburg, led Carolina League in games (141), runs (118), triples (16), walks (102), and at bats (567) stole 58 bases in 69 tries received All-Star honors promoted to "AA" Jackson of the Texas League in '87 led league with 10 triples and was second in stolen bases with 44 had career-high .300 batting average tabbed Texas League All-Star split '88 season between Jackson and Tidewater hit .298 at Jackson in 54 games swiped 25 bases with the Tides.

YEAR	CLUB	AVG	G	AB	R	H	TB	2B	3B	HR	RBI	SH	SF	HB	BB	SO	SB	CS	E
1983	Sarasota	.257	51	187	25	48	53	3	1	0	16	2	1	0	26	18	19	3	24
1984	Kingsport	.298	54	191	43	57	72	10	1	1	15	0	0	0	25	22	38	4	20
	Lynchburg	.222	3	9	3	2	2	0	0	0	1	0	0	0	3	3	0	0	3
1985	Columbia	.268	128	470	113	126	150	11	5	1	53	4	2	2	83	80	111	8	8
1986	Lynchburg	.279	141	567	118	158	224	22	16	4	66	2	0	2	102	111	58	11	6
1987	Jackson	.300	133	530	99	159	214	20	10	5	36	7	4	4	44	82	40	22	13
1988	Jackson	.298	54	205	42	61	79	12	0	2	20	1	5	1	26	40	16	8	6
	Tidewater	.233	94	335	46	78	102	16	4	0	17	3	0	1	36	53	25	8	3
1989	Tidewater	.240	70	150	24	36	45	6	0	1	18	1	1	2	19	29	8	5	2
	Columbus	.232	42	142	15	33	48	6	0	3	14	2	2	0	8	33	9	3	1
	YANKEES	.214	10	14	1	3	3	0	0	0	0	0	0	0	0	3	1	0	2
A.L. TOTALS		.214	10	14	1	3	3	0	0	0	0	0	0	0	0	3	1	0	2
M.L. TOTALS		.214	10	14	1	3	3	0	0	0	0	0	0	0	0	3	1	0	2

Derek Lee Outfielder/#65

Given name: Derek Gerald Lee. **Opening Day age:** 23, turns 24 July 28. **Born:** July 28, 1966, Chicago, Illinois. **Bats/throws:** Left/right. **Height/weight:** 6-0/195. **Residence:** Reston, Va. **First pro contract:** White Sox. **Sox acquisition:** Selected 42nd in June 1988 draft.

1989: Chicago native spent entire season at "A" South Bend of Midwest League finished eighth in league with .286 batting average, fourth in total bases (199), and fourth in stolen bases (45) led South Bend in stolen bases, runs scored (89), home runs (11), slugging percentage (.444) and tied for team lead in triples (7) lefthanded-hitting outfielder helped power South Bend to the Midwest League Championship shared South Bend Player-of-the-Year honors with infielder Cesar Bernhardt.

Major League Highlights: Lee has never appeared in the major leagues.

Minor League Highlights: Enjoyed spectacular season in first year of pro ball in 1988 played for "A" Utica of New York-Penn League led NYPL in games (76), stolen bases (54), and on-base percentage (.450) finished second in league in batting average (.341), fourth in runs (51), tied for third in RBI (47), and second in walks (50) selected to New York-Penn League All-Star team.

YEAR CLUB	AVG	G	AB	R	H	TB	2B	3B	HR	RBI	SH	SF	HB	BB	SO	SB	CS	E
1988 Utica	.341	76	252	51	86	109	7	5	2	47	3	4	3	50	48	54	15	6
1989 South Bend	.286	125	448	89	128	199	24	7	11	48	4	2	9	87	83	45	26	8

Ravelo Manzanillo Pitcher/#67

Given Name: Ravelo Manzanillo. **Age:** 26. **Born:** October 17, 1963, San Pedro de Macoris, Dominican Republic. **Bats/throws:** Left/left. **Height/weight:** 5-10/190. **Major league tenure:** Ten days. **Residence:** San Pedro de Macoris, Dominican Republic. **First pro contract:** Pittsburgh Pirates; signed as a free agent August 21, 1980. **Sox Acquisition:** Signed as a free agent.

1989: Spent entire season with "AA" Birmingham of the Southern League compiled an 8-7 record with a 3.90 ERA worked 129.1 innings over 22 starts, yielding just 105 hits and fanning 89 completed two games and helped the Barons claim the Southern League Championship rounded into form following off-season car accident in Dominican Republic that resulted in broken leg and his reporting to spring training with leg in cast.

Major League Highlights: Spent a full season at "A" Tampa in 1988 before coming to the ChiSox in September when major league rosters expanded made two starts in the season's final week, picking up a loss and one no-decision no verdict in his big league debut September 25 versus the Royals at Comiskey Park worked four full innings and struck out eight, including all three outs in the first inning touched for two earned runs on three hits and five walks second start was also against the Royals but in Kansas City September 30 allowed four earned runs on four hits in five and one-third frames struck out two but walked seven in that outing.

Minor League Highlights: Began career at "Rookie" Bradenton in 1981 owned a fine 1.13 ERA in 48.0 innings and posted a 3-1 record fired a pair of shutouts in 1982 at "A" Greenwood and finished with a 9-9 record broke even again at 7-7 at "A" Alexandria in 1983 moved up to "AA" Nashua in 1984 and 1985 and suffered first professional losing season (6-10) in '85 spent 1986 and '87 in the Dominican Summer League signed by the Sox as a free agent, Manzanillo played at "A" Tampa in '88 led the Florida State League with 140 strikeouts named to FSL All-Star team tossed a one-hitter with 16 strikeouts against Dunedin August 15 allowed only two home runs in 130.1 innings posted 10-6 ledger with 3.04 ERA.

YEAR	CLUB	W-L	PCT.	ERA	G	SC	CG	SHO	SV	IP	H	R	ER	HR	HB	BB-I	SO	WP	BK
1981	Bradenton	3-1	.750	1.13	9	7	0	0	0	48	35	11	6	0	2	10-0	34	4	—
1982	Greenwood	9-9	.500	4.97	27	25	7	2	1	158	156	108	87	15	1	109-3	93	6	—
1983	Alexandria	7-7	.500	4.44	22	20	1	0	0	105	107	68	52	9	2	79-0	66	6	—
1984	Nashua	4-4	.500	4.24	14	13	2	1	0	74	56	40	35	6	1	62-1	50	6	—
1985	Nashua	6-10	.375	4.67	33	17	2	0	5	123	99	70	64	4	3	96-3	62	11	—
1986	Veracruz	1-3	.250	5.57	5	5	1	0	0	21	19	16	13	2	0	20-0	16	0	—
1987	Did not play																		
1988	Tampa	10-6	.625	3.04	24	20	2	2	0	130	93	53	44	2	4	49-0	140	10	—
	WHITE SOX	0-1	.000	5.79	2	2	0	0	0	9.1	7	6	6	1	1	12-0	10	1	0
1989	Birmingham	8-7	.533	3.90	22	22	2	0	0	129.1	105	66	56	11	6	72-0	89	2	8
A.L. TOTALS		0-1	.000	5.79	2	2	0	0	0	9.1	7	6	6	1	1	12-0	10	1	0
M.L. TOTALS		0-1	.000	5.79	2	2	0	0	0	9	7	6	6	1	1	12-0	10	1	0

Tom McCarthy Pitcher/#49

Given Name: Thomas Michael McCarthy. **Opening Day age:** 28, turns 29 June 18. **Born:** June 18, 1961 in Lundstahl, West Germany. **Bats/throws:** Right/right. **Height/weight:** 6-0/180. **Major league tenure:** 160 days. **Residence:** Plymouth, Mass. **Family:** Married Jane Hoover; son Jordan (March 5, 1985). **First pro contract:** Red Sox; selected in 7th round, June 1979 free agent draft. **Sox acquisition:** With infielder Steve Springer from New York Mets in exchange for outfielder Vince Harris and infielder Mike Maksudian August 4, 1988.

1989: Split season between "AAA" Vancouver and White Sox in two stints with ChiSox, made 31 relief appearances sported 1-2 record with 3.51 ERA over 66.2 innings picked up win August 8 versus Oakland (3-2, 10 innings) worked two-thirds of an inning had a stretch of 15 innings where he did not allow an earned run (August 16 through Septembers 8) had season cut short by vascular condition had one rib and part of another on right side removed on October 24 to correct problem last appearance was September 22 versus Texas pitched in relief of Shawn Hillegas yielded one hit and one earned run at Vancouver, made 17 relief appearances and earned seven saves hurled 26.2 innings with a 5.40 ERA.

Major League Highlights: 1988: Earned a September promotion to the Sox after the Pacific Coast League playoffs won his only two decisions in six relief appearances first win was his initial big league success, an 8-5 victory at Minnesota September 18 second win came September 27 over Texas at Comiskey Park with three perfect innings of relief also earned first major league save in season's final game October 2 at Kansas City touched for just two earned runs and nine hits in 13.0 innings in his six outings. **1985:** Made major league debut with Boston July 5, 1985 no record in three appearances with the Red Sox before return to "AAA" Pawtucket July 30 tossed 2.2 scoreless innings July 27 against Seattle.

(Tom McCarthy continued)

Minor League Highlights: 1988: Started season with Mets' "AAA" Tidewater club 8-3 with three saves and a 2.67 ERA in 34 appearances, including three starts acquired by the White Sox in an August 4 minor league trade with the Mets sent to "AAA" Vancouver after the trade went 1-0 for the Canadians with four saves in nine relief appearances spent seven seasons in Red Sox organization before reaching the major leagues in July 1985 began professional career at "A" Elmira in 1979 converted to a reliever in 1983 at "A" Winston-Salem, saving eight and striking out 100 in 98 innings eight saves in 1984 at "AA" New Britain advanced to "AAA" Pawtucket in 1985 dealt to the Mets organization before the 1986 campaign with Bob Ojeda, John Mitchell, and Chris Bayer for Calvin Schiraldi, Wes Gardner, and LaSchelle Tarver spent '86 season at "AAA" Tidewater.

Miscellaneous/Personal: Starred in basketball, baseball, and football at Plymouth (Mass.) Carver High School threw consecutive no-hitters as a senior.

YEAR CLUB	W-L	PCT.	ERA	G	GSCG	SHO	SV	IP	H	R	ER	HR	HB	BB-I	SO	WP	BK
1979 El Mira	2-6	.250	7.04	18	4	0	0	1 46.0	67	50	36	2	2	37-2	26	4	0
1980 El Mira	2-1	.666	3.15	3	3	0	0	0 20.0	10	7	7	2	1	13-0	14	1	0
Winston Salem	4-4	.500	4.01	11	11	1	0	0 61.0	55	32	27	1	4	46-1	28	4	2
1981 Winston Salem	3-7	.300	7.29	28	18	0	0	0 105.0	123	99	85	9	6	99-1	75	10	4
1982 Winston Salem	3-11	.214	6.53	30	15	1	0	1 103.1	128	98	75	7	2	65-1	75	15	0
1983 Winston Salem	8-6	.571	4.13	35	8	2	0	8 98.0	91	56	45	9	2	54-2	100	18	1
1984 New Britain	8-5	.615	3.06	38	1	0	0	8 79.1	71	35	27	0	1	56-1	65	3	0
1985 Pawtucket	5-6	.455	3.59	26	10	3	1	0 85.1	72	48	34	6	2	62-1	65	11	0
BOSTON	0-0	.000	10.80	3	0	0	0	0 5.0	7	6	6	1	0	4-0	2	1	0
1986 Tidewater	3-2	.600	4.04	22	8	1	0	3 84.2	89	43	38	7	1	37-1	30	3	0
1987 Tidewater	0-2	.000	4.26	10	0	0	0	0 19.0	22	17	9	2	0	16-2	7	1	0
Jackson	1-4	.200	2.65	37	1	0	0	21 54.1	57	18	16	3	0	21-3	30	4	2
1988 Tidewater	8-3	.727	2.67	34	3	0	0	3 57.1	49	19	17	2	0	29-3	28	6	1
Vancouver	1-0	1.000	0.00	9	0	0	0	4 18.2	11	0	0	0	0	4-0	11	0	0
WHITE SOX	2-0	1.000	1.38	6	0	0	0	1 13.0	9	2	2	0	2	2-0	5	0	0
1989 Vancouver	2-4	.333	5.40	17	0	0	0	7 26.2	27	17	16	1	0	10-1	17	4	0
WHITE SOX	1-2	.333	3.51	31	0	0	0	0 66.2	72	32	26	8	2	20-0	27	5	0
A.L. TOTALS	3-2	.600	3.61	40	0	0	0	1 84.2	88	40	34	9	4	26-0	34	6	0
M.L. TOTALS	3-2	.600	3.61	40	0	0	0	1 84.2	88	40	34	9	4	26-0	34	6	0

PITCHER'S STATISTICAL BREAKDOWN

CLUB	1989						CAREER					
	ERA	W-L	SV	IP	ER	SO	ERA	W-L	SV	IP	ER	SO
California	9.00	0-0	0	1.0	1	1	18.92	0-0	0	3.1	7	1
Kansas City	0.00	0-1	0	4.2	0	2	0.77	0-1	1	11.2	1	5
Minnesota	6.00	0-0	0	3.0	2	0	4.50	1-0	0	6.0	3	0
Oakland	0.00	1-0	0	1.2	0	0	0.00	1-0	0	1.2	0	0
Seattle	0.00	0-0	0	1.0	0	1	0.00	0-0	0	3.2	0	3
Texas	2.03	0-0	0	13.1	3	9	1.65	1-0	0	16.1	3	11
vs. West	2.19	1-1	0	24.2	6	13	2.95	3-1	1	42.2	14	20
Baltimore	4.77	0-1	0	5.2	3	2	4.77	0-1	0	5.2	3	2
Boston	0.00	0-0	0	6.1	0	2	0.00	0-0	0	6.1	0	2
Cleveland	5.41	0-0	0	6.2	4	0	5.41	0-0	0	6.2	4	0
Detroit	1.13	0-0	0	8.0	1	3	1.13	0-0	0	8.0	1	3
Milwaukee	10.13	0-0	0	8.0	9	5	10.13	0-0	0	8.0	9	5
New York	13.64	0-0	0	2	1	1	13.64	0-0	0	2	1	1
Toronto	2.70	0-0	0	6.2	2	1	2.70	0-0	0	6.2	2	1
vs. East	4.29	0-1	0	42	20	14	4.29	0-1	0	42	20	14
1989 totals/lifetime	3.51	1-2	0	66.2	26	27	3.61	3-2	1	84.2	34	34
Home	2.75	1-1	0	39.1	12	14						
Road	4.61	0-1	0	27.1	14	13						
1st Half	4.39	0-1	0	49.1	24	20						
2nd Half	1.04	1-1	0	17.1	2	7						
April	—	—	—	—	—	—						
May	3.10	0-1	0	20.1	7	8						
June	5.28	0-0	0	29.0	17	10						
July	—	—	—	—	—	—						
August	0.00	1-1	0	14.1	0	6						
Sept.-Oct.	6.00	0-0	0	3.0	2	3						

McCarthy's
CAREER GAME HIGHS
Ks: 4 (last 6/23/89 at Mil.)
LONGEST WIN STREAK:
2 Games

Jack McDowell Pitcher/#40

Given name: Jack Burns McDowell. **Age:** 24. **Born:** January 16, 1966, Van Nuys, Calif. **Bats/throws:** Right/right. **Height/weight:** 6-5/179. **Major league tenure:** One year, 22 days. **Residence:** Van Nuys, Calif. **Contract status:** Signed through 1990. **Family:** Single. **First pro contract:** White Sox. **Major league debut:** September 15, 1987 with the White Sox (vs. Minnesota). **Sox acquisition:** Selected in first round (fifth in nation), June 1987 free agent draft.

1989: Opened the season with "AAA" Vancouver of the Pacific Coast League went to "Rookie" Sarasota on June 8 for rehabilitation of hip problem had 2-0 record with 0.75 ERA in four games before returning to the Canadians on July 13 owned 5-6 mark over 16 starts at Vancouver.

Major League Highlights: Did not allow a run in his first 13.1 major league innings impressive 3-0 record with a 1.93 ERA in four starts in his big league baptism in Spetember 1987. **1988:** Rookie struggled in his first full big league season but finished with a respectable 3.97 ERA record stood at 5-10 before a strained right hip muscle ended his season August 31 first major league loss (after three impressive wins in short stint at the end of the '87 campaign) came in his second '88 start at California April 12 won at Oakland April 17 to push his career mark to 4-1 became part of history April 29 when he lost a 9-0 verdict to Baltimore at Comiskey Park, where the Orioles snapped a major league record 21-game season-opening losing streak evened his record at 2-2 with a win over two-time defending Cy Young Award winner Roger Clemens at Boston May 4 did not post another win until June 26 at Texas when he snapped a personal four-game losing streak first and only big league complete game came in a 6-2 loss at Cleveland May 17 four times he held opponents to one run or less for eight innings or more and was not part of the decision blanked Milwaukee on just six hits for nine innings in Sox' 1-0, 10-inning win June 10 at Chicago held the Yankees to one run on three hits for eight innings in Sox' 2-1 win at Comiskey Park July 1 shut out Seattle on only six hits for eight innings in Sox' 1-0, 11-inning success July 26 at Comiskey Park limited the Athletics to one run on five hits in a 2-1, 10-inning Sox loss at Oakland August 10 just 1-2 in the month of July but owned a fine 2.89 ERA. **1987:** Busy year began as ace starting pitcher for Stanford University season ended with McDowell posting a 3-0 record and 1.93 ERA in four starts with the White Sox in between were a pair of championships for McDowell's clubs led Stanford to the College World Series title in June, earning the victory in the championship game against Oklahoma State June 7 helped the "AA" Birmingham Barons capture the Southern League crown in early September (see details below) made major league debut September 15 against the eventual World Series champion Minnesota Twins at Comiskey Park blanked the Twins on four hits through seven innings and earned a 6-2 victory struck out three and walked none in his very impressive debut followed that baptism with another strong outing in a 5-3 win over Seattle September 20 at Comiskey Park third outing was even more impressive but he did not get a decision in Sox' 2-1, 10-inning win at Oakland September 25 with several of his college teammates from nearby Stanford in attendance at the Oakland-Alameda County Coliseum, McDowell hurled seven shutout innings and allowed the pennant-contending Athletics just a pair of harmless singles struck out seven and walked three left game with Sox ahead 1-0 but a Mark McGwire ninth-inning home run off reliever Bobby Thigpen took the win away from McDowell earned his third victory in final start of season, a 6-3 verdict over California October 1 at Comiskey Park four-start totals showed 15 strikeouts and only six walks in 28 innings allowed just six earned runs in those 28 frames and one homer.

Minor League Highlights: Broke into professional baseball in August 1987 at "Rookie" Sarasota after coming to contract terms with the White Sox was 0-1 in two games (one start) in his brief stay at Sarasota promoted to "AA" Birmingham August 13 where he played a role in the Barons' Southern League title run starting and winning pitcher in Birmingham's first opening-round playoff game against Huntsville, a 15-2 decision five hits, two earned runs, eight strikeouts, three walks in six innings in that win no-decision in other post-season appearance versus Charlotte in the championship series (4.2 innings, seven hits, two earned runs, four strikeouts, four walks).

Miscellaneous/Personal: Received national acclaim after leading the Stanford Cardinals to the 1987 College World Series title in Omaha, Neb. finished 2-1 in the CWS owned a 13-5 slate for the season, his third at Stanford owned five complete games and one shutout in 20 starts notched 120 strikeouts in just 128.2 innings three-year Stanford career record, including two trips to the CWS, was 35-13 with a 3.58 ERA struck out 337 batters in 392.2 innings for a ratio of 7.7 K's per nine innings pitched six collegiate shutouts and 21 complete games in 52 starts by year, McDowell finished 11-4, 4.15 ERA (freshman), 11-4, 2.51 ERA (sophomore) and 13-5, 4.13 ERA (junior) two-time Pacific-10 all-conference selection holds Stanford's career strikeout record of 337, breaking four-year mark of 315 set by Baltimore's Jeff Ballard a native of Van Nuys, Calif., McDowell graduated from Notre Dame High in his hometown.

YEAR CLUB	W-L	PCT.	ERA	G	GSC	SHO	SV	IP	H	R	ER	HR	BB	BB-I	SO	WP	BK
1987 Sarasota	0-1	.000	2.57	2	1	0	0	7.0	4	3	2	0	1	1-0	12	0	0
Birmingham	1-2	.333	7.84	4	4	1	1	20.2	19	20	18	5	1	8-0	17	3	1
WHITE SOX	3-0	1.000	1.93	4	4	0	0	28.0	16	6	6	1	2	6-0	15	0	0
1988 WHITE SOX	5-10	.333	3.97	26	26	1	0	158.2	147	85	70	12	7	68-5	84	11	1
1989 Vancouver	5-6	.455	6.13	16	16	1	0	86.2	97	60	59	6	3	50-0	65	2	1
W/SOX-Gulf	2-0	1.000	0.75	4	4	0	0	24.0	19	2	2	0	1	4-0	25	2	0
A.L. TOTALS	8-10	.444	3.66	30	30	1	0	186.2	163	91	76	13	9	74-5	99	11	1
M.L. TOTALS	8-10	.444	3.66	30	30	1	0	186.2	163	91	76	13	9	74-5	99	11	1

Last complete game: 5/17/88 at Clev.

PITCHER'S STATISTICAL BREAKDOWN

CLUB	1988						CAREER					
	ERA	W-L	SV	IP	ER	SO	ERA	W-L	SV	IP	ER	SO
California	7.20	0-1	0	20.0	16	11	6.18	1-1	0	27.2	19	13
Kansas City	2.57	0-0	0	7.0	2	3	2.57	0-0	0	7.0	2	3
Minnesota	3.00	0-1	0	6.0	2	2	1.38	1-1	0	13.0	2	5
Oakland	3.00	1-0	0	21.0	7	12	2.25	1-0	0	28.0	7	19
Seattle	0.00	0-0	0	8.0	0	6	1.88	1-0	0	14.1	3	9
Texas	6.75	1-0	0	9.1	7	5	6.75	1-0	0	9.1	7	5
vs. West	4.29	2-2	0	71.1	34	39	3.62	5-2	0	99.1	40	54
Baltimore	3.14	1-1	0	14.1	5	10	3.14	1-1	0	14.1	5	10
Boston	1.93	1-1	0	14.0	3	4	1.93	1-1	0	14.0	3	4
Cleveland	5.65	0-2	0	14.1	9	6	5.65	0-2	0	14.1	9	6
Detroit	3.95	0-2	0	13.2	6	7	3.95	0-2	0	13.2	6	7
Milwaukee	0.00	0-0	0	9.0	0	5	0.00	0-0	0	9.0	0	5
New York	5.63	0-2	0	16.0	10	10	5.63	0-2	0	16.0	10	10
Toronto	4.50	1-0	0	6.0	3	3	4.50	1-0	0	6.0	3	3
vs. East	3.71	3-8	0	87.1	36	45	3.71	3-8	0	87.1	36	45
1988 totals/lifetime	3.97	5-10	0	158.2	70	84	3.66	8-10	0	186.2	76	99
Home	3.01	2-3	0	86.2	29	48	MCDOWELL'S CAREER GAME HIGHS Ks: 7 (9/25/87 @ Oak.) HITS: 5 (8/10/88 at Oak.) LONGEST WIN STREAK: 3 Games					
Road	5.13	3-7	0	72.0	41	36						
1st Half	3.98	4-6	0	101.2	45	57						
2nd Half	3.95	1-4	0	57.0	25	27						
April	5.93	1-2	0	27.1	18	18						
May	4.73	1-3	0	26.2	14	13						
June	3.16	1-1	0	31.1	11	15						
July	2.89	1-2	0	37.1	12	22						
August	3.75	1-2	0	36.0	15	16						
Sept.-Oct.	—	—	—	—	—	—						

Marlin McPhail

Infielder/Outfielder #59

Given name: Michael Marlin McPhail. **Age:** 29. **Born:** November 24, 1960, New London, Conn. **Bats/throws:** Right/right. **Height/weight:** 6-0/185. **Residence:** Norwich, Conn. **Family:** Married Terry Hammond; daughter Amanda (March 16, 1989). **First pro contract:** Signed as free agent by N.Y. Mets June 16, 1982. **Sox acquisition:** Acquired from Mets April 10, 1987 for pitcher Ed Glynn.

1989: Played entire season at "AAA" Vancouver of Pacific Coast League batted .279 (102/365) in 115 games with seven homers and 47 RBI swiped 15 bases in 24 attempts cracked 15 two-baggers and five triples helped Canadians to the PCL Championship.

Major League Highlights: McPhail has never appeared in major leagues.

Minor League Highlights: **1988:** Spent season at Vancouver, batting .276 in 91 gamesrecorded 82 hits, 13 doubles, five triples, five home runs and 34 RBI started pro career in 1982 at Kingsport of the Carolina League promoted during the season and finished campaign in Little Falls, where he batted .270 in 22 games managed 20 hits and 11 RBI to finish out his rookie season split '83 campaign between "A" Columbia and Lynchburg hit over .300 at both stops started 1984 with Lynchburg but earned mid-season promotion to "AA" Jackson due to .281 average and 12 game-winning RBI advanced to "AAA" Tidewater during the 1985 season and batted .304 in 23 plate appearances with the Tides played in Tidewater for the entire '86 season set many career highs in 1987 with White Sox "AA" affiliate Birmingham, including games (142), at bats (420), runs scored (60), hits (122), home runs (14) and RBI (52).

AR	CLUB	AVG	G	AB	R	H	TB	2B	3B	HR	RBI	SH	SF	HB	BB	SO	SB	CS	E
1982	Kingsport	.182	4	11	1	2	2	0	0	0	0	0	0	0	1	0	0	0	0
	Little Falls	.270	22	74	12	20	29	3	0	2	11	0	1	0	11	16	3	0	1
1983	Columbia	.303	42	132	17	40	54	8	0	2	24	0	3	1	11	22	1	2	0
	Lynchburg	.301	41	143	28	43	63	7	2	3	26	1	2	3	27	25	1	1	8
1984	Lynchburg	.281	77	278	46	78	99	9	3	2	42	0	0	1	38	36	5	2	0
	Jackson	.281	30	89	18	25	32	4	0	1	7	0	0	0	9	13	1	0	0
1985	Jackson	.229	66	166	17	38	48	4	3	0	10	2	0	0	20	36	0	2	0
	Tidewater	.304	10	23	1	7	8	1	0	0	1	0	0	0	1	4	0	0	1
1986	Tidewater	.250	42	104	16	26	36	2	1	2	8	0	0	0	8	17	2	1	0
1987	Birmingham	.290	125	420	60	122	188	18	3	14	52	1	3	3	45	53	2	1	0
1988	Vancouver	.276	91	297	54	82	120	13	5	5	34	3	3	6	35	52	9	1	7
1989	Vancouver	.279	115	365	41	102	148	15	5	7	47	6	5	2	33	66	15	9	8

Matt Merullo

Catcher/#15

Given name: Matthew Bates Merullo. **Opening Day age:** 24, turns 25 August 4. **Born:** August 4, 1965, Ridgefield, Conn. **Bats/throws:** Left/right. **Height/weight:** 6-2/200. **Major league tenure:** 51 days. **Residence:** Ridgefield, Conn. **Contract status:** Signed through 1990. **Family:** Married Christine Griffin. **First pro contract:** White Sox. **Sox acquisition:** Selected in seventh round, June 1986 free agent draft.

1989: Opened season at Vancouver contract purchased by Sox on April 11 when Carlton Fisk broke his right hand made major league debut April 12 at Seattle homered off Oakland's Rick Honeycutt in White Sox home opener April 14 hit safely in 15 of 31 games for Sox, including a double, home run and eight RBI batted .221 for the Pale Hose optioned to Birmingham May

31 hit .294 with three home runs and 23 RBI in 33 games helped lead Barons to "AA" Southern League Championship underwent lengthy rehabilitation after tearing medial collateral ligament in right knee while playing for Escogido in Dominican League in November.

Major League Highlights: See above.

Minor League Highlights: Started pro career at "A" Peninsula of the Carolina League following the June 1986 draft hit .303 with three homers and 35 RBI in 64 games played at Birmingham in '88 and batted .261 with 117 hits in 449 at bats and 125 games in 1987, had 26 doubles, six home runs and 60 runs batted in split season with "A" Daytona Beach of the Florida State League and "AA" Birmingham of the Southern League a .260 hitter in 70 games at Daytona Beach with four home runs and 47 RBI spent last half of campaign at Southern League champion Birmingham owned a .269 batting average, two home runs, and 17 RBI.

Miscellaneous/Personal: Grandson of former Chicago Cub Lenny Merullo roommate of Jeff Torborg's oldest son, Doug, at North Carolina.

YEAR CLUB	AVG	G	AB	R	H	TB	2B	3B	HR	RBI	SH	SF	HB	BB	SO	SB	CS	E
1986 Peninsula	.303	64	208	21	63	88	12	2	3	35	0	3	1	19	16	1	0	6
1987 Daytona Beach	.260	70	250	26	65	100	11	6	4	47	0	6	0	20	18	1	1	6
Birmingham	.269	48	171	13	46	59	7	0	2	17	0	0	0	6	20	1	0	8
1988 Birmingham	.261	125	449	58	117	161	26	0	6	60	1	3	3	40	59	3	2	14
1989 Birmingham	.294	33	119	19	35	50	6	0	3	23	2	3	0	16	15	0	1	1
Vancouver	.222	3	9	0	2	3	1	0	0	2	1	0	0	2	1	0	0	1
WHITE SOX	.222	31	81	5	18	22	1	0	1	8	2	1	0	6	14	0	1	3
A.L. TOTALS	.222	31	81	5	18	22	1	0	1	8	2	1	0	6	14	0	1	3
M.L. TOTALS	.222	31	81	5	18	22	1	0	1	8	2	1	0	6	14	0	1	3

Last HR: 4/14/89 @ Oak.

BATTER'S STATISTICAL BREAKDOWN
1989

CLUB	1989						CAREER					
	AVG	G	AB	H	HR	RBI	AVG	G	AB	H	HR	RBI
California	.400	2	5	2	0	0	.400	2	5	2	0	0
Kansas City	—	—	—	—	—	—	—	—	—	—	—	—
Minnesota	—	—	—	—	—	—	—	—	—	—	—	—
Oakland	.273	3	11	3	1	2	.273	3	11	3	1	2
Seattle	.143	5	7	1	0	0	.143	5	7	1	0	0
Texas	—	—	—	—	—	—	—	—	—	—	—	—
vs. West	.261	10	23	6	1	2	.261	10	23	6	1	2
Baltimore	.278	5	18	5	0	0	.278	5	18	5	0	0
Boston	.071	5	14	1	0	2	.071	5	14	1	0	2
Cleveland	—	—	—	—	—	—	—	—	—	—	—	—
Detroit	.091	5	11	1	0	0	.091	5	11	1	0	0
Milwaukee	.375	2	8	3	0	3	.375	2	8	3	0	3
New York	.500	2	2	1	0	0	.500	2	2	1	0	0
Toronto	.200	2	5	1	0	1	.200	2	5	1	0	1
vs. East	.207	21	58	12	0	6	.207	21	58	12	0	6
1989 totals/lifetime	.222	31	81	18	1	8	.222	31	81	18	1	8
Home	.191	19	47	9	1	4	MERULLO'S CAREER GAME HIGHS HITS: 2 (three times, last 5/9/89 @ Milw.) HRs: 1 (4/14/89 vs. Oak.) RBI: 2 (last time 5/9/89 @ Milw.)					
Road	.265	12	34	9	0	4						
1st Half	.222	31	81	18	1	8						
2nd Half	—	—	—	—	—	—						
April	.229	15	35	8	1	3						
May	.217	16	46	10	0	5						
June	—	—	—	—	—	—						
July	—	—	—	—	—	—						
August	—	—	—	—	—	—						
Sept.-Oct.	—	—	—	—	—	—						

John Pawlowski

Pitcher/#48

Given name: John Pawlowski. **Opening Day age:** 26, turns 27 September 6. **Born:** September 6, 1963, Johnson City, N.Y. **Bats/throws:** Right/right. **Height/weight:** 6-2/175. **Major league tenure:** 62 days. **Residence:** Binghamton, N.Y. **Family:** Married Sarah Twiggs. **First pro contract:** White Sox. **Major league debut:** September 19, 1987 with White Sox (vs. Seattle). **Sox acquisition:** Selected in sixth round, June 1985 free agent draft.

1989: Played the entire season with "AAA" Vancouver, champions of the Pacific Coast League owned a 5-13 record with a 3.30 ERA in 29 appearances, including 16 as a starter tossed one complete game and struck out 88 in 122.2 innings helped the Canadians' pitching staff post the best ERA (3.44) in the PCL.

Major League Highlights: Made major league debut in September 1987 after helping "AA" Birmingham win the Southern League championship. **1988:** Opened the season in the Sox bullpen before being outrighted to Vancouver May 13 made six early-season appearances with the Sox and posted a 1-0 record with an 8.36 ERA the win came in a 7-5, 10-inning Sox success over Oakland April 22 at Chicago worked 2.2 scoreless innings and allowed just two hits batterymate Carlton Fisk belted a two-run homer in the 10th to give him his first major league victory that was just one of two scoreless outings for Pawlowski also held the Yankees without a run, yielding just two hits in 2.2 frames May 3 in Chicago. **1987:** No record in two relief appearances with the Sox allowed one earned run on three hits in two innings versus Seattle September 19 at Comiskey Park in his debut pitched again September 23 at Anaheim and was touched for one earned tally and four hits in 1.2 innings by the Angels.

Minor League Highlights: Started at "A" Niagara Falls (New York-Penn League) in 1985 and worked his way to the major leagues by the end of his third season posted a 9-3 record and 2.13 ERA in 15 starts at Niagara Falls tossed four complete games and two shutouts with 82 strikeouts in just 97 innings pitched started the 1986 season at "A" Peninsula of the Carolina League and was 5-2 with a 3.38 ERA in eight starts (one complete game) promoted to "AA" Birmingham where he fashioned a 6-4 mark and 4.91 ERA in 16 starts and 23 appearances relief ace on Birmingham's Southern League championship team in 1987 after mid-season conversion to bullpen, Pawlowski was 3-0 with a 2.61 ERA in 29 games posted three saves recorded 31 strikeouts and 19 walks in 31 innings as a reliever allowed just 25 hits, including two homers, out of the bullpen in those 31 frames a starter in the first half of the campaign, he was 3-6 with a 5.92 ERA in eight outings owned a 1-0 record in two appearances in the Southern League playoffs no record in nine relief efforts at Vancouver in '88 spent most of '88 at Birmingham and posted a 2-3 record and seven saves in 23 relief outings.

Miscellaneous/Personal: The sixth White Sox selection in the June 1985 free agent draft attended Clemson University and pitched for the Tigers a native of New York state, Pawlowski graduated from Seton Catholic Central High School in Binghamton, N.Y. in 1982.

YEAR CLUB	W-L	PCT.	ERA	G	GS	CG	SHO	SV	IP	H	R	ER	HR	HB	BB-I	SO	WP	BK
1985 Niagara Falls	9-3	.750	2.13	15	15	4	2	0	97	74	41	23	7	3	35-0	82	6	—
1986 Peninsula	5-2	.714	3.38	8	8	1	0	0	48	33	21	18	3	4	22-0	30	3	—
Birmingham	6-4	.600	4.91	23	16	0	0	0	106	111	67	58	15	3	47-2	58	4	—
1987 Birmingham	5-6	.455	4.70	35	8	0	0	3	69	69	44	36	7	2	38-1	57	1	—
WHITE SOX	0-0	.000	4.50	2	0	0	0	0	4	7	2	2	0	0	3-0	2	0	0
1988 WHITE SOX	1-0	1.000	8.36	6	0	0	0	0	14	20	14	13	2	0	3-0	10	1	2
Vancouver	0-0	.000	4.22	9	0	0	0	0	21	24	11	10	2	1	12-3	11	1	—
Birmingham	2-3	.667	3.29	23	0	0	0	7	27	23	14	10	2	1	11-2	28	2	—
1989 Vancouver	5-13	.385	3.30	29	16	1	0	0	122.2	120	51	45	5	3	51-2	88	6	2
A.L. TOTALS	1-0	1.000	7.50	8	0	0	0	0	18	27	16	15	2	0	6-0	12	1	2
M.L. TOTALS	1-0	1.000	7.50	8	0	0	0	0	18	27	16	15	2	0	6-0	12	1	2

Adam Peterson Pitcher/#43

Given name: Adam Charles Peterson. **Age:** 24. **Born:** December 11, 1965, Long Beach, Calif. **Bats/throws:** Right/right. **Height/weight:** 6-3/190. **Major league tenure:** 49 days. **Residence:** Vancouver, Wash. **Family:** Married Lisa Clark. **First pro contract:** White Sox. **Major league debut:** September 19, 1987 with White Sox (vs. Seattle). **Sox acquisition:** Selected in sixth round of June 1984 free agent draft.

1989: For the second consecutive year, the ace at "AAA" Vancouver of the Pacific Coast League led the Canadians in wins (14), ERA among full-time starters (2.72), innings (172.0) and a league-best six complete games sported 14-5 record in 24 starts and one relief appearance with one shutout his 116 strikeouts were fifth best in the PCL..... led Vancouver to PCL Championship and the league's lowest team ERA (3.44) recalled by ChiSox on June 12 posted an 0-1 mark in two starts and one relief appearance picked up loss in first start against Cleveland June 13 at Comiskey Park pitched 2.1 innings, yielding seven hits and five earned runs in a 9-6 defeat four hits and all five runs came in the third inning starting woes continued June 19 versus Boston pitched one-third of an inning, giving up three hits and two earned runs the Pale Hose went on to win 8-2 optioned to Vancouver June 22 after relief outing in New York.

Major League Highlights: In '88, an outstanding season at Vancouver earned him his second straight September with the White Sox was 0-1 in a pair of late-season starts against Kansas City allowed nine earned runs in just six total innings in the two efforts was the youngest and winningest pitcher at Vancouver in addition to victories, he led the Canadians in starts (28), innings (171), and strikeouts (103) named Vancouver's pitcher-of-the-year stands 0-2 in five major league starts made major league debut September 19, 1987 as a starter versus Seattle at Comiskey Park pitched four innings and was not involved in the final decision in the Sox' 10-8 come-from-behind win allowed six earned runs and eight hits, including an Alvin Davis homer.

Minor League Highlights: Began professional career in 1984 with the Sox' "Rookie" club at Sarasota of the Gulf Coast League a starting pitcher in all but seven games of his professional career spent the entire 1985 season at "A" Niagara Falls of the New York-Penn League and posted a 7-6 record with a fine 3.02 ERA recorded five complete games in 14 starts with the short-season Niagara Falls club tied for the staff lead in wins at "A" Peninsula in 1986 with nine despite promotion to "AA" Birmingham in early August led 1987 "AA" Southern League champion Birmingham with 12 regular season victories and earned a promotion to the White Sox in September following the Southern League championship series named to the Southern League all-star team and honored as Birmingham's "pitcher-of-the-year" finished with a 12-9 record and 3.90 ERA in regular-season play the 12 wins ranked third best in the league two complete games and one shutout among his 26 starts Barons

scored just 16 runs in his nine losses first "AAA" action in 1988 topped Vancouver with a 14-7 record and led the Canadians into the Pacific Coast League championship series.

Miscellaneous/Personal: Graduated from Timpview High School in Provo, Utah in 1984 where he earned most valuable player honors in baseball, football and basketball in his only year at the school attended Prairie High School in Vancouver, Wash., for three years he and his wife Lisa now reside in Vancouver.

YEAR CLUB	W-L	PCT.	ERA	G	GSC	GSHO	SV	IP	H	R	ER	HR	HB	BB-I	SO	WP	BK	
1984 Sarasota	1-4	.200	5.44	12	8	0	0	43.0	49	39	26	4	1	19-1	31	5	—	
1985 Niagara Falls	7-6	.538	3.02	14	14	5	0	92.0	74	39	31	9	0	34-1	79	5	—	
1986 Peninsula	9-8	.529	4.59	24	23	1	0	147.0	150	92	75	16	3	58-4	84	9	—	
Birmingham	1-3	.250	4.18	6	5	2	0	32.0	34	16	15	8	0	16-1	21	0	—	
1987 Birmingham	12-9	.571	3.90	26	26	2	1	0	171	165	79	74	12	7	73-1	124	6	—
WHITE SOX	0-0	.000	13.50	1	1	0	0	0	4.0	8	6	6	1	0	3-0	1	0	0
1988 Vancouver	14-7	.667	3.32	28	28	4	1	0	171	161	69	63	10	7	81-1	103	10	—
WHITE SOX	0-1	.000	13.50	2	2	0	0	0	6.0	6	9	9	0	0	6-1	5	1	0
1989 Vancouver	14-5	.737	2.72	25	24	6	1	0	122.2	120	51	45	5	3	51-2	88	6	2
1989 WHITE SOX	0-1	.000	15.19	3	2	0	0	0	5.1	13	9	9	1	0	2-0	3	0	0
A.L. TOTALS	0-2	.000	14.09	6	5	0	0	0	15.1	27	24	24	2	0	11-1	9	1	0
M.L. TOTALS	0-2	.000	14.09	6	5	0	0	0	15.1	27	24	24	2	0	11-1	9	1	0

Ramon Sambo Outfielder/#61

Given name: Ramon Andres Sambo. **Age:** 27. **Born:** October 29, 1962, in LaRomana, Dominican Republic. **Bats/throws:** Switch/right. **Height/weight:** 5-11/170. **Residence:** LaRomana, Dominican Republic. **Family:** Single. **First pro contract:** Milwaukee Brewers. **Sox acquisition:** Signed as a six-year free agent November 27, 1989.

1989: Played with Brewers' "AA" El Paso club of the Texas League established career-high totals in batting average (.322), hits (150), total bases (174), homers (two) and RBI (34) had 10 doubles, four triples, and swiped 47 bases in 60 tries.

Major League Highlights: Sambo has never appeared in the major leagues.

Minor League Highlights: Began pro career in 1982 at "Rookie" Helena of the Pioneer League played in just 19 games, hitting .333 with five stolen bases acquired by the Philadelphia Phillies and played '83 season at "A" Bend of the Northwest League hit .262 in 49 games batted .300 with 57 steals at "A" Spartanburg in 1984 played at "A" Clearwater in '85, batting .262 in 110 games spent '86 campaign with the Reds' "AA" Vermont club of the Eastern League sported .294 batting average with 25 stolen bases split '87 season between "A" Tampa and Vermont swiped 60 bases in 88 games at Tampa in 1988, had career-high 98 steals for "A" Cedar Rapids to lead the Midwest League also topped the league in games (139) and at bats (565).

YEAR CLUB	AVG	G	AB	R	H	TB	2B	3B	HR	RBI	SH	SF	HB	BB	SO	SB	CS	E
1982 Helena	.333	19	33	7	11	12	1	0	0	1	2	0	0	5	9	5	1	6
1983 Bend	.262	49	164	33	43	50	2	1	1	9	0	1	0	27	53	20	6	24
1984 Spartanburg	.300	96	353	75	106	119	9	2	0	29	0	0	1	64	55	57	14	26
1985 Clearwater	.262	110	397	63	104	116	2	5	0	21	5	3	2	37	57	28	17	29
1986 Vermont	.294	62	214	39	63	72	1	4	0	23	3	0	2	45	28	25	10	12
1987 Tampa	.268	88	302	66	81	93	10	1	0	17	5	0	0	65	43	60	12	10
Vermont	.226	11	31	3	7	8	1	0	0	1	0	0	1	1	2	1	2	2
1988 Cedar Rapids	.253	139	565	101	143	166	14	3	1	33	2	2	2	78	116	98	17	7
1989 El Paso	.322	115	466	80	150	174	10	4	2	34	6	2	2	50	99	47	13	—

Frank Thomas First Baseman #35

Given name: Frank Edward Thomas. **Opening Day age:** 21, turns 22 May 27. **Born:** May 27, 1968, Columbus, Ga. **Bats/throws:** Right/right. **Height/weight:** 6-5/240. **Residence:** Columbus, Ga. **Family:** Single. **First pro contract:** White Sox. **Sox acquisition:** Selected first round (seventh pick overall), June 1989 free agent draft.

1989: Following selection from Auburn University, powerful first baseman split season between "Rookie" White Sox and "A" Sarasota began season with "Rookie" Sox of the Gulf Coast League batted .333 (16-48) over 16 games had five doubles, a homer run and 11 RBI promoted to Sarasota of the Florida State League July 9 played in 55 games, hitting .277 (52-188) cracked nine doubles, a triple, four homers and 30 RBI shined defensively at first base while at Auburn, voted the All-Southeastern Conference first baseman for three consecutive years All-SEC tournament selection selected to *The Sporting News* 1989 All-America team became Auburn's all-time home run leader (49) led the SEC in batting (.403) and RBI (83) and finished second in homers (19) set Auburn single-season record for walks (73) had a .575 on-base percentage and finished the year on a 10-game hitting streak.

Major League Highlights: Thomas has never appeared in the major leagues.

Collegiate Highlights: In 1988, First-Team All-SEC first baseman for second year one of two players to appear in all games started all but one led Tigers in eight offensive categories, including batting average, on-base percentage, doubles, home runs, RBI, slugging percentage, total bases and walks conference batting champ with a .385 average during summer was member of U.S. National Team hit .339 (21-62) with 13 runs scored, two home runs, 15 runs batted in and four stolen bases in '87, member of *Baseball America's* Freshman All-America team as first baseman first team All-SEC leading SEC freshman hitter, both for power and average set Auburn single season home run record with 21 homers 68 RBI ranks second on all-time single season list led Auburn in home runs, RBI, total bases, slugging percentage and walks718 slugging percentage was third in SEC.

Miscellaneous/personal: Received SEC Most Valuable Player in 1989 member of the U.S. Pan Am Team signed a football scholarship from Auburn in 1986 played only as a freshman, catching three passes for a total of 45 yards as a tight end played football at Auburn with Kansas City Royals star Bo Jackson, during Jackson's senior year attended Columbus High School in Georgia All-State and Bi-City Player-of-the Year in baseball his senior year.

YEAR CLUB	AVG	G	AB	R	H	TB	2B	3B	HR	RBI	SH	SF	HB	BB	SO	SB	CS	E
1989 "Rookie" GCL	.333	16	48	7	16	24	5	0	1	11	0	2	2	10	24	4	7	2
Sarasota	.277	55	188	27	52	75	9	1	4	30	0	1	3	31	33	0	1	7

Comiskey Park Flashback

The first night game was played on August 13, 1939. The White Sox defeated the St. Louis Browns, 5-2.

Don Wakamatsu

Catcher/#68

Given name: Wilbur Donald Wakamatsu. **Age:** 27. **Born:** February 22, 1963, Hood River, Oregon. **Bats/throws:** Right/right. **Height/weight:** 6-2/200. **Residence:** Hayward, Calif. **Family:** Married Laura Mullin. **First pro contract:** Cincinnati Reds; 11th selection in 1985 June draft. **Sox acquisition:** Acquired from the Reds during 1989 spring training.

1989: Former Arizona State University star played entire season at "AA" Birmingham of the Southern League hit .254 (73-287) with 15 doubles, two home runs, and 45 RBI defensive standout was second among full-time catchers in fielding percentage (.990) caught 83 games with just five errors helped Barons capture the Southern League Championship.

Major League Highlights: Wakamatsu has never appeared in the major leagues.

Minor League Highlights: Started pro career at "Rookie" Billings of the Pioneer League hit .250 in initial season (49-196) with seven doubles and 24 RBI enjoyed most productive season in pro ball at "A" Tampa of the Florida State League in 1987 compiled career-high totals in batting average (.277), RBI (66), hits (100) total bases (125), doubles (18), triples (two), and walks (53) spent '87 campaign at "A" Cedar Rapids of the Midwest League had career-high seven home runs promoted to "AA" Chattanooga of the Southern League in '88 in 79 games, hit .238 (56-235) with nine two-baggers, one roundtripper, and 26 RBI.

YEAR	CLUB	AVG	G	AB	R	H	TB	2B	3B	HR	RBI	SH	SF	HB	BB	SO	SB	CS	E
1985	Billings	.250	58	196	20	49	56	7	0	0	24	5	2	0	25	36	1	0	5
1986	Tampa	.277	112	361	41	100	125	18	2	1	66	0	8	5	53	66	6	1	3
1987	Cedar Rapids	.216	103	365	33	79	115	13	1	7	41	2	3	3	30	71	3	3	11
1988	Chattanooga	.238	79	235	22	56	70	9	1	1	26	1	2	0	37	41	0	1	6
1989	Birmingham	.254	92	287	45	73	94	15	0	2	45	5	5	7	32	55	7	6	2

COMISKEY PARK FLASHBACK

During World War II, several fund raising games were played in Comiskey Park. The first of the War Relief Games was played on July 1, 1942 between the sailors of Great Lakes and the army team from Chanute Field.

Some \$33,352 was collected and turned over to the armed forces to help in the war relief effort.

Greg Walker First Baseman/#29



Given name: Gregory Lee Walker. **Age:** 30. **Born:** October 6, 1959, Douglas, Ga. **Bats/throws:** Left/right. **Height/weight:** 6-3/215. **Major league tenure:** Seven years, 19 days. **Residence:** Douglas, Ga. **Contract status:** Signed through 1990. **Family:** Married Carman Kirkland; daughters Kaycee (October 17, 1979) and Leigh Ann (January 16, 1984). **First pro contract:** Philadelphia Phillies; selected 20th round, June 1977 free agent draft. **Major league debut:** September 16, 1982 with the White Sox (vs. Oakland). **Sox acquisition:** Selected from Philadelphia organization in minor league draft December 4, 1979.

1989: Following a promising spring training had season plagued by injuries hit .308 (20-65/seven homers/15 RBI) in Grapefruit League strained left hip flexor placed him on DL April 28 reactivated on May 13 had nagging shoulder problems all year had surgery on right shoulder October 10 to repair an anterior subluxation appeared in only 77 games, the lowest total of his major league career apart from rookie season in 1982 batted .210 with five home runs and 26 RBI, all career lows had seven-game hitting streak (June 17-23) batted .391 (9 of 23) during that stretch, including two doubles, a home run and three RBI outrighted to Vancouver on October 12th.

Major League Highlights: Has spent his entire major league career with the White Sox, breaking in during the latter part of the 1982 campaign his 113 lifetime homers are the seventh most in Sox history and his career .453 slugging percentage is also seventh best 1988 season ended July 30 when he was felled by a seizure during batting practice at Comiskey Park that seizure and a similar one later that night were caused by what was diagnosed as a viral infection in his brain subsequent medication forced him to miss the remainder of the season batted .247 in his 99 games with eight home runs and 42 RBI connected for just two homers through June 24 but hit his final six in a 19-game span between June 25 and July 16 nine RBI in a six-game stretch (April 10-17) after homering off Boston's Roger Clemens at Fenway Park May 4, Walker did not hit another roundtripper until June 25 at Texas off Dale Mohorcic, 44 games and 170 at bats later. **1987:** Despite a slow start (.100 batting average in April), led the Sox with career-high totals in home runs (27) and RBI (94) strong months of August (.286) and September/October (.294) raised his final average to a season-best .256 belted 100th career homer September 23 at California concluded season with a six-game hitting streak (9-22, .409) and logged hits in 17 of his last 20 games (27-79, .342) avoided the major injuries that plagued him in 1986 played in 157 games with 150 starts at first base started the season with hits in his first three games, then suffered an 0-25 slump that did not end until April 17 at Detroit just 7-70 (.100) in April and did not register his first two-hit game until May 1 at Baltimore a four-game hitting streak May 1-4 (6-13, .462) pointed him in the right direction strung together a nine-game hitting streak in mid-May and finished the month with a five-game skein to give him a .313 batting mark for May and raise his overall average to .223 first and only four-hit game of season came June 19 at Minnesota to match career single-game high for the third time two home runs at Texas June 1, the fifth two-homer game of his career hit 13 of 27 home runs off left-handed pitching, his best career power effort against southpaws knocked seven homers against Texas with 21 RBI clubbed the team's only grand slam home run at Texas June 2, his second career bases-loaded clout hit homers in back-to-back games four times and stretched it to three straight games once (May 16, 17, and 19) belted game-winning homer in 10th inning against Oakland July 1 at Comiskey Park. **1986:** Season cut in half by two injuries to his right hand and wrist suffered hairline fracture

of the wrist in season's seventh game versus Detroit April 14 in Chicago slipped on wet grass while fielding a bunt and landed on the wrist had hit homers in his first two at bats the night he was injured placed on the disabled list and did not return until May 14 season ended in early August when he broke hamate bone in his right hand the injury required late-season surgery managed to play 78 games around the injuries and hit 13 homers with 51 RBI hit safely in his first four games of the year, seven of his first nine, and 18 of his first 24 longest hitting streak was an eight-gamer from July 24 through August 1 recorded the second four-hit game of career May 23 at Kansas City two homers April 14 marked fourth career two-home run game one-for-three as a pinch-hitter but that one guest hit was a two-run homer at Toronto June 1 blasted first career grand slam June 23 at Comiskey Park off Minnesota's Bert Blyleven seven of 13 homers came with at least one runner on base the injury in April snapped his consecutive game streak at 178, dating back to the 1984 season never went more than three games without a base hit. **1985:** The only Sox player to appear in all 163 games (equalling club record established by Don Buford in 1966) 163 games led A.L. 24 homers and 92 RBI were then career highs season-high 11-game hitting streak (16-46, .348) September 22-October 2 shared club lead in GWRBI with Harold Baines and Carlton Fisk at 13 10 of his 13 GWRBI by July 8 and led the A.L. in that category for much of the season's first half recorded a game-winning single and a deciding homer on back-to-back nights in May versus Cleveland and Baltimore after intentional walks were issued to Baines directly in front of him belted dramatic, two-run, two-out homer in the bottom of the ninth inning to keep Sox alive in a 12-inning, come-from-behind victory over Oakland June 19 while the Sox held first place in the A.L. West started 152 games, all but five at first base the other five came as designated hitter committed only eight errors and ranked among the best A.L. first basemen in fielding percentage with a .994 mark tied Kansas City's George Brett with 38 doubles, fifth in A.L. 66 extra-base hits tied the Royals' Steve Balboni for league's seventh spot. **1984:** Blossomed into the everyday White Sox first baseman enjoyed an outstanding sophomore season, hitting .294 with 24 home runs and 75 RBI 24 homers were tops by a Pale Hose first baseman since Dick Allen clubbed 32 in 1974 hit .308 during the second half closed with a surge, batting .381 (37-97) in September with six homers and 20 RBI to earn American League player-of-the-month honors September was his fourth month of .300 or better hitting hit .300 in April, .301 in June, and .315 in August finished second on the club in batting average and RBI third in home runs second only to Harold Baines in multiple-hit games with 36 owned the club's second longest hitting streak at 14 games also won A.L. player-of-the-week honor for his play of September 3-9 when he hit .520 with five homers and 11 RBI, including a pair of three-hit games three homers in a two-game span at Milwaukee August 4 and 6 surprised with his fielding improvement, committing only four errors in 846 total chances and sporting a .995 fielding percentage. **1983:** Appeared in two ALCS games against Baltimore, pinch-hitting in game two and starting at first base in game four collected one hit and one walk in four plate appearances in the fourth game after his second consecutive outstanding spring, Walker won the Opening Day starting assignment at first base committed two errors on Opening Day at Texas, prompting manager Tony La Russa to be more gradual in introducing Walker to everyday play used primarily as a pinch hitter and led the American League with 15 pinch RBI made 42 pinch appearances, second only to Jerry Hairston, and hit a club-high .371, including two home runs employed as designated hitter 21 times, batting .311 in that role (23-74) with three homers and six RBI. **1982:** Injuries to White Sox first basemen Tom Paciorek and Mike Squires prompted an unexpected call for Walker September 15 Walker had finished his season at Edmonton and had been home in Georgia for nearly two-and-one-half weeks made his major league debut September 16 at Comiskey Park with a pinch single in his first big league at bat batted in eight games the final two weeks of the season and hit safely in six, including his last five appeared in 11 games altogether, hitting .412 with two home runs and seven RBI first major league home run came at Comiskey Park September 27 off Seattle's Bob Stoddard.

(Greg Walker continued)

Minor League Highlights: Spent only 35 games at the "AAA" level, all in 1982 grand plan had him penciled in as the regular first sacker for Sox' "AAA" affiliate at Edmonton, but a broken right wrist knocked him out of action for three months (April 22-July 23) still hit .350 with three homers and 12 RBI suffered the wrist injury on a tag play at first base the everyday first baseman for the White Sox' most successful 1981 farm club, the Glens Falls (N.Y.) White Sox, winner of both halves of the North Division of the "AA" Eastern League Walker finished third in the loop in hitting (.321) while leading the circuit in runs (117), hits (163) and doubles (33) also hit 22 homers led the "A" Midwest League in RBI with 98 while at Appleton in 1980 spent first three pro years in the Phillies' farm system.

Miscellaneous/Personal: Originally signed by the Philadelphia Phillies' organization left unprotected in the annual minor league draft in December of 1979 standout baseball and football player at Coffee High School in his native Douglas, Ga., where he still makes his permanent home White Sox nominee for 1986 Roberto Clemente Award for humanitarian work received the Chicago Baseball Writers' "Good Guy" Award at the January 1990 Diamond Dinner.

YEAR CLUB	AVG	G	AB	R	H	TB	2B	3B	HR	RBI	SH	SF	HB	BB	SO	SB	CS	E
1977 Auburn	.255	33	98	12	25	36	1	2	2	8	0	0	0	16	20	1	1	0
1978 Spartanburg	.208	100	341	51	71	124	16	2	11	47	1	3	9	48	84	1	2	12
1979 Peninsula	.280	122	446	59	125	190	27	4	10	61	7	2	4	40	92	6	3	19
1980 Appleton	.280	135	464	88	130	219	20	3	21	98*	0	8	11	88	76	11	2	10
1981 Glens Falls	.321	135	508	117*	163*	266*	33*	2	22	86	2	3	9	72	85	1	2	11
1982 Edmonton	.350	35	117	18	41	58	8	0	3	12	0	0	0	25	14	0	1	9
WHITE SOX	.412	11	17	3	7	17	2	1	2	7	0	0	0	2	3	0	0	0
1983 WHITE SOX	.270	118	307	32	83	135	16	3	10	55	0	3	2	28	57	2	1	7
1984 WHITE SOX	.294	136	442	62	130	235	29	2	24	75	0	3	2	35	66	8	5	4
1985 WHITE SOX	.258	163	601	77	155	273	38	4	24	92	0	3	2	44	100	5	2	8
1986 WHITE SOX	.277	78	282	37	78	139	10	6	13	51	0	3	2	29	44	1	2	5
1987 WHITE SOX	.256	157	566	85	145	263	33	2	27	94	1	5	5	75	112	2	1	9
1988 WHITE SOX	.247	99	377	45	93	141	22	1	8	42	1	2	3	29	77	0	1	7
1989 WHITE SOX	.210	77	233	25	49	78	14	0	5	26	1	3	3	23	50	0	0	5
A.L. TOTALS	.262	839	2825	356	740	1281	164	19	113	442	3	22	19	265	509	18	12	45
M.L. TOTALS	.262	839	2825	356	740	1281	164	19	113	442	3	22	19	265	509	18	12	45

*Led league

Last HR: 7/28/89 @ Cal.

Last grand slam: 6/2/87 @ Tex. (Career: 2)

ALCS RECORD

YEAR	CLUB	AVG	G	AB	R	H	2B	3B	HR	RBI
1983	SOX vs. BLT.	.333	2	3	0	1	0	0	0	0

COMISKEY PARK FLASHBACK

The first astroturf to be installed in an American League Park was in place in the Comiskey Park infield on Opening Day 1969. The astroturf was torn out by Bill Veeck in 1976.

BATTER'S STATISTICAL BREAKDOWN
1989

CLUB	1989						CAREER					
	AVG	G	AB	H	HR	RBI	AVG	G	AB	H	HR	RBI
California	.476	6	21	10	1	2	.298	65	225	67	13	38
Kansas City	.350	7	20	7	1	5	.345	64	197	68	6	27
Minnesota	.182	5	11	2	0	1	.297	73	246	73	11	55
Oakland	.138	9	29	4	0	2	—	73	254	71	17	55
Seattle	.105	6	19	2	0	2	.280	73	232	63	5	35
Texas	.000	5	14	0	0	0	.240	63	225	54	15	46
vs. West	.219	38	114	25	2	12	.287	411	1379	396	67	256
Baltimore	.267	4	15	4	1	4	.287	64	209	60	7	24
Boston	.158	7	19	3	1	1	.259	61	216	56	7	35
Cleveland	.240	7	25	6	0	3	.225	60	209	47	6	32
Detroit	.111	5	9	1	0	2	.235	58	187	44	8	24
Milwaukee	.182	6	22	4	1	1	.245	59	204	50	7	28
New York	.300	3	10	3	0	2	.216	61	208	45	8	29
Toronto	.158	7	19	3	0	1	.197	65	213	42	3	14
vs. East	.202	39	119	24	3	14	.238	428	1446	344	46	186
1989 totals/lifetime	.210	77	233	49	5	26	.262	839	2825	740	113	442
Home	.165	32	91	15	4	11	<p align="center">WALKER'S CAREER GAME HIGHS HITS: 4 (8/18/87 vs. Bos.) HRs: 1 (last 7/28/89 @ Cal.) RBI: 4 (7/5/87 @ Clev.)</p>					
Road	.239	45	142	34	1	15						
1st Half	.213	54	164	35	3	16						
2nd Half	.203	23	69	14	2	10						
April	.182	13	44	8	0	1						
May	.259	10	27	7	1	5						
June	.200	24	70	14	2	8						
July	.268	13	41	11	2	6						
August	.167	13	42	7	0	6						
Sept.-Oct.	.222	4	9	2	0	0						

Dana Williams Outfielder/#64

Given name: Dana Lamont Williams. **Age:** 27. **Born:** March 20, 1963, Weirton, West Virginia. **Bats/throws:** Right/right. **Height/weight:** 5-10/170. **Major league tenure;** 21 days. **Residence:** Mobile, Alabama. **Family:** Single. **First pro contract:** Red Sox; signed as free agent May 1983. **Sox acquisition:** Acquired from Boston August 25, 1989; was player to be named later in pitcher Ray Chadwick trade.

1989: Began season at "AAA" Pawtucket of the International League batted .256 with four home runs and 28 RBI in 104 games swiped 20 bases in 27 attempts promoted to Red Sox June 17 for big-league stint that lasted through July 7..... appeared in eight games doubled for first and only major league hit in five at bats joined Vancouver, ChiSox "AAA" affiliate in the Pacific Coast League, August 25 played in four games and hit .333 (5-15) with two RBI aided in the Canadians' victorious drive toward the Pacific Coast League Championship.


Major League Highlights: See above.

Minor League Highlights: Began pro career in 1983 at "A" Elmira of the New York-Penn League sparked offensively, batting .384 (38-99) in 29 games earned mid-season promotion to "A" Winston-Salem of the Carolina League in 24 games, hit .279 (24-86) with seven RBI moved to "A" Winter Haven of the Florida State League in '84 led the FSL in batting average (.327) and hits (167) had 27 doubles, eight three-baggers and 54 RBI collected three hits in FSL All-Star Game climbed to "AA" New Britain of the Eastern League in '85 finished third in EL in batting average (.309) was named BritSox Most Valuable Player and Eastern League All-Star split 1986 and '87 seasons between New Britain and Pawtucket batted .335 in 78 games at New Britain in '87 played entire '88 campaign with Pawtucket tied for league lead with career-high 29 doubles.

YEAR CLUB	AVG	G	AB	R	H	TB	2B	3B	HR	RBI	SH	SF	HB	BB	SO	SB	CS	E
1983 Elmira	.384	29	99	24	38	46	6	1	0	2	1	0	3	12	8	11	3	1
Winston-Salem	.279	24	86	10	24	28	4	0	0	7	0	1	1	7	4	1	2	0
1984 Winter Haven	.327*	135	511	65	167*	213	27	8	1	54	1	7	5	46	44	18	12	8
1985 New Britain	.309	115	450	56	139	172	16	7	1	39	3	4	5	34	24	20	16	3
1986 Pawtucket	.268	101	370	43	99	136	22	0	5	41	3	1	9	17	41	6	6	1
New Britain	.059	5	17	1	1	1	0	0	0	2	0	2	0	1	0	0	1	0
1987 Pawtucket	.317	48	189	29	60	87	10	1	5	23	0	4	2	14	13	6	3	2
New Britain	.335	78	310	48	104	137	18	3	3	38	0	7	6	9	16	10	2	5
1988 Pawtucket	.253	120	470	53	119	178	29	0	10	47	4	0	9	21	55	11	2	5
1989 Pawtucket	.256	104	356	47	91	120	17	0	4	28	—	—	—	23	28	20	7	2
BOSTON	.200	8	5	1	1	2	1	0	0	0	0	0	1	0	1	0	0	0
Vancouver	.333	4	15	2	5	8	3	0	0	2	—	—	—	1	1	0	0	1
A.L. TOTALS	.200	8	5	1	1	2	1	0	0	0	0	0	1	0	1	0	7	2
M.L. TOTALS	.200	8	5	1	1	2	1	0	0	0	0	0	1	0	1	0	7	2

*Led league

1989 REVIEW



Acrobatic shortstop Ozzie Guillen took part in 106 DP.

STANDINGS

FINAL STANDINGS

WEST DIVISION	W	L	PCT.	GB
Oakland Athletics	99	63	.611	—
Kansas City Royals	92	70	.568	7.0
California Angels	91	71	.562	8.0
Texas Rangers	83	79	.512	16.0
Minnesota Twins	80	82	.494	19.0
Seattle Mariners	73	89	.451	26.0
Chicago White Sox	69	92	.429	29.5

EAST DIVISION	W	L	PCT.	GB
Toronto Blue Jays	89	73	.549	—
Baltimore Orioles	87	75	.537	2.0
Boston Red Sox	83	79	.512	6.0
Milwaukee Brewers	81	81	.500	8.0
New York Yankees	74	87	.460	14.5
Cleveland Indians	73	89	.451	16.0
Detroit Tigers	59	103	.364	30.0

ALL-STAR GAME STANDINGS

WEST DIVISION	W	L	PCT.	GB
California Angels	52	33	.612	—
Oakland Athletics	52	36	.591	1.5
Kansas City Royals	49	37	.570	3.5
Texas Rangers	47	39	.547	5.5
Seattle Mariners	42	44	.488	10.5
Minnesota Twins	41	46	.471	12.0
Chicago White Sox	32	56	.364	21.5

EAST DIVISION	W	L	PCT.	GB
Baltimore Orioles	48	37	.565	—
New York Yankees	43	43	.500	5.5
Boston Red Sox	41	42	.483	6.0
Toronto Blue Jays	42	45	.483	7.0
Milwaukee Brewers	42	45	.483	7.0
Cleveland Indians	40	45	.471	8.0
Detroit Tigers	31	54	.365	17.0

POST ALL-STAR GAME STANDINGS

WEST DIVISION	W	L	PCT.	GB
Oakland Athletics	47	27	.635	—
Kansas City Royals	43	33	.566	5.0
Minnesota Twins	39	36	.520	8.5
Chicago White Sox	37	36	.507	9.5
California Angels	39	38	.506	9.5
Texas Rangers	36	40	.474	12.0
Seattle Mariners	31	45	.408	17.0

EAST DIVISION	W	L	PCT.	GB
Toronto Blue Jays	47	28	.626	—
Boston Red Sox	42	37	.532	7.0
Milwaukee Brewers	39	36	.520	8.0
Baltimore Orioles	39	38	.506	9.0
Cleveland Indians	33	44	.429	15.0
New York Yankees	31	44	.413	16.0
Detroit Tigers	28	49	.363	19.0

FACTS AND FIGURES

Won-Loss Breakdown

Versus West Division	Home		Road		Total	
	W	L	W	L	W	L
California Angels	2	4	3	4	5	8
Kansas City Royals	4	3	2	4	6	7
Minnesota Twins	3	4	2	4	5	8
Oakland Athletics	2	4	3	4	5	8
Seattle Mariners	4	3	3	3	7	6
Texas Rangers	1	5	2	5	3	10
Total Vs. West	16	23	15	24	31	47

Versus East Divison	Home		Road		Total	
	W	L	W	L	W	L
Baltimore Orioles	2	4	4	2	6	6
Boston Red Sox	2	4	3	3	5	7
Cleveland Indians	4	2	3	3	7	5
Detroit Tigers	2	4	2	4	4	8
Milwaukee Brewers	6	0	4	2	10	2
New York Yankees	3	2	2	4	5	6
Toronto Blue Jays	0	6	1	5	1	11
Total Vs. East	19	22	19	23	38	45
Total Vs. A.L.	35	45	34	47	69	92

Miscellaneous

	Home		Road		Total	
	W	L	W	L	W	L
Shutouts	3	5	2	3	5	8
Shutouts (Individual)	2	1	0	1	2	2
Extra Innings	1	1	2	5	3	6
One-Run Decisions	14	11	5	15	19	26
Two-Run Decisions	8	4	9	16	17	20
Vs. Lefthanders	9	18	11	15	20	33
Vs. Righthanders	26	27	23	32	49	59
Grass Fields	35	45	26	31	61	76
Artificial Surfaces	0	0	8	16	8	16
Day Games	8	11	11	13	19	24
Night Games	27	34	23	34	50	68
Doubleheaders (5 split)	0	0	0	0	0	0

	Sox	Opp.
Double Plays	176	133
Triple Plays	0	0
Left On Base	1141	1152
Grand Slam Homers	4	3
Comiskey Park Homers	36	58
Road Homers	58	86

Sox Compared To A.L.

Batting	A.L. Leader	White Sox	Last In A.L.
Batting Average	Boston .277	3rd .271	Detroit .242
Runs Scored	Boston 774	10th 693	Cleveland 604
Home Runs	California 145	14th 94	White Sox 94
Runs Batted In	Boston 716	4th 661	Detroit 564
Stolen Bases	Milwaukee 165	10th 97	Boston 56
Walks	Boston 643	12th 464	California 429
Fewest Strikeouts	Minnesota 743	7th 873	California 1011
Fewest GIDPs	Milwaukee 108	4th 113	Boston 169

Pitching	A.L. Leader	White Sox	Last In A.L.
ERA	Oakland 3.09	11th 4.23	Detroit 4.53
Shutouts	Oak./Calif. 20	13th 5	Detroit 4
Saves	Oakland 57	2nd 46	Detroit 26
HRs Allowed	Kansas City 86	12th 144	Detroit/NY 150
Walks Allowed	Cleveland 452	10th 539	Texas 654
Strikeouts	Texas 1112	13th 778	Baltimore 676

HIGHS AND LOWS

Team

Longest winning streak: 8 games, Jul 13-22
Longest losing streak: 7 games, May 19-24
Shortest game: 2:06, July 4 at Cleveland
Longest game, nine innings: 3:40, Aug. 19 vs. Texas
Longest game, extra innings: 5:09, April 27 at Boston (16 innings)
Longest game, innings: 16, April 27 at Boston
Most runs, game: 13, July 20 at New York, September 9 at Detroit
Most runs, inning: 7 (6th), June 29 vs. Kansas City
Largest margin of victory: 10 (three times) (12-2), May 10 at Milwaukee;
(13-3), September 9 at Detroit; (11-1), September 12 at Baltimore
Largest margin of defeat: 12 (5-17), June 23 (1st Game) at Milwaukee
Most runs, opponent, game: 17, June 23 at Milwaukee
Most runs, opponent, inning: 8 (5th), May 26 at Toronto
Most strikeouts, opponent: 12 (twice), June 16 vs. Boston, Roger Clemens;
July 9 at Kansas City, Bret Saberhagen
Most hits, game: 17 (twice), June 20 at New York; June 22 at Boston
Fewest hits, game: 2, June 16 vs. Boston
Most hits, opponent, game: 19, June 23 (1st Game) at Milwaukee
Most extra-base hits, game: 8, June 29 vs. Kansas City
Most doubles, game: 7, June 29 vs. Kansas City
Most triples, game: 2 (four times), June 14 vs. Cleveland; June 28 vs. Texas;
August 15 vs. Kansas City; September 30 vs. Cleveland
Most home runs, game: 4, June 8 vs. Texas
Most stolen bases, game: 5, May 7 vs. New York
Most walks, game: 9 (twice), August 12 at Seattle; August 22 at Minnesota
Most strikeouts, game: 16, July 9 at Kansas City
Most errors: 4 (three times), June 8 at Texas; June 14 vs. Cleveland;
September 19 at Kansas City

Batters

Most at bats, game: 8 (two times), Gallagher and Guillen, April 27 at Boston
(16 innings)
Most runs, game: 4, Calderon, August 11 at Seattle
Most hits, game: 4 (eight times), Guillen, April 10 at Seattle, April 27 at
Boston; Gallagher, June 22 and 23 at New York; Baines, May 10 at
Milwaukee; Kittle, May 14 at Baltimore; Fisk, August 5 at Detroit;
Calderon, August 11 at Seattle
Most doubles, game: 3, Fisk, July 1 vs. Kansas City
Most triples, game: 1, 36 times
Most home runs, game: 2 (twice), Baines, June 8 at Texas; Pasqua, June 23 at
Milwaukee
Most grand slam home runs, game: 1 (four times), Calderon, April 8 at
Oakland; Karkovice, August 27 at Cleveland; Boston, September 1 at
Baltimore; Lyons, September 9 at Detroit
Most RBI, game: 5 (twice), Baines, May 16 at Detroit; Karkovice, August 27
at Cleveland
Most stolen bases, game: 3, Johnson, September 1 vs. Baltimore
Most walks, game: 4, Baines, July 24 vs. Seattle
Most strikeouts, game: 4 (three times), Baines, July 9 at Kansas City; Pasqua,
July 9 at Kansas City; Gallagher, July 21 at Boston
Most errors, game: 3 (twice), Williams, May 31 vs. Detroit; Martinez,
September 19 at Kansas City
Longest hitting streak: 18 games, Guillen, July 5-28

Pitchers

Fewest hits, complete game: 2, Perez, September 15 vs. California (9 innings,
1st Game)
Most consecutive shutout innings: 17.2, Pall, June 27-July 25

Most strikeouts, game: 12 (twice), Perez, June 23 vs. Milwaukee; September 15 vs. California (1st Game)

Most walks, game: 7, Hillegas, April 11 at Seattle; King, May 2 vs. Milwaukee and June 3 vs. Minnesota (1st Game)

Most consecutive hitters retired: 17, Reuss, April 4 at California

ATTENDANCE

Highest attendance, home game: 37,950, April 14 vs. Oakland (Opening Day)

Highest attendance, road game: 52,021, June 24 at Milwaukee

Lowest attendance, home game: 6,392, April 17 vs. California

Lowest attendance, road game: 8,088, April 11 at Seattle

Highest home att., four-game set: 71,218, June 16-19 vs. Boston

Highest home att., three-game set: 74,667, April 14-16 vs. Oakland

Highest home att., two-game set: 13,289, April 17, 19 vs. California

Low-Hit Games By White Sox

Date	Opponent	Home/Road Day/Night	Score	Pitcher	IP	H	R	ER	BB	SO	Dec.
Two-Hit Games											
July 16	Milwaukee	H/D	2-0	Dotson	7.1	1	0	0	3	4	W
				Pall	1.0	1	0	0	0	1	
				Thigpen	0.2	0	0	0	0	0	SV
Sept. 15	California	H/D	3-1	Perez	9.0	2	1	1	2	12	W
Three-Hit Games											
April 4	California	R/D	9-2	Reuss	7.0	2	1	1	0	3	W
				Pall	2.0	1	1	1	0	2	SV
April 22	Seattle	H/N	1-0	King	9.0	3	0	0	1	6	W
June 14	Cleveland	H/N	3-1	Reuss	7.0	3	0	0	1	0	W
				Thigpen	2.0	0	1	0	2	1	SV
Sept. 12	Baltimore	R/N	11-1	King	7.0	3	1	1	2	1	W
				Edwards	1.0	0	0	0	0	0	
				Segura	1.0	0	0	0	0	0	

Low-Hit Games Against White Sox

Date	Opponent	Home/Road Day/Night	Score	Pitcher	IP	H	R	ER	BB	SO	Dec.
Two-Hit Games											
June 16	Boston	H/N	0-2	Clemens	9.0	2	0	0	1	12	W
Three-Hit Games											
April 21	Seattle	H/N	1-11	Campbell	7.0	2	1	0	2	1	W
				Jackson	1.0	1	0	0	0	1	
				Schooler	1.0	0	0	0	0	1	
April 25	Boston	R/N	0-11	Clemens	9.0	3	0	0	3	12	W
May 22	Baltimore	H/N	1-5	Schmidt	7.0	2	1	1	0	3	W
				Hickey	1.0	0	0	0	0	2	
				Olson	1.0	1	0	0	1	0	
June 6	Texas	R/N	1-3	Brown	8.2	3	1	1	3	6	W
				Russell	0.1	0	0	0	0	1	SV
Sept. 26	Minnesota	H/N	1-7	Aguilera	9.0	3	1	1	3	6	W

DAY-BY-DAY

No.	Date	H/R	Final Score	Winning	Losing	Pos./ Rec. GA-GB	Attendance		
				Pitcher	Pitcher		Home	Total	
1	4/4	R/D	Sox 9, Cal 2	Reuss	Witt	1-0 T1/+1.0			
2	4/5	R/N	Cal 6, Sox 2	Finley	King	1-1 3/1.0			
3	4/6	R/N	Sox 3, Cal 2	Patterson (R)	Fraser (R)	2-1 T3/1.0			
4	4/7	R/N	Sox 7, Oak 1	Long	Young	3-1 T2/0.5			
5	4/8	R/D	Sox 7, Oak 4	Perez	Moore	4-1 T1/0.5			
6	4/9	R/D	Oak 4, Sox 2	Stewart	Reuss	4-2 T2/ 0.5			
7	4/10	R/N	Sea 6, Sox 5	Reed (R)	King	4-3 4/1.5			
8	4/11	R/N	Sox 8, Sea 6	Jones (R)	Niedenfeur (R)	5-3 T4/1.0			
9	4/12	R/N	Sea 9, Sox 1	Hanson	Long	5-4 T4/2.0			
10	4/14	H/D	Oak 7, Sox 4	Stewart	Perez	5-5 5/3.0	37,950	37,950	
11	4/15	H/D	Sox 7, Oak 4	Reuss	Welch	6-5 5/3.5	15,728	53,678	
12	4/16	H/D	Oak 3, Sox 2	Eckersley (R)	King	6-6 6/5.0	20,969	74,647	
13	4/17	H/N	Cal 3, Sox 0	McCaskill	Hillegas	6-7 6/5.0	6,392	81,059	
	4/18	H/N	Cal vs. Sox	Postponed/cold weather					
14	4/19	H/N	Cal 7, Sox 2	Witt	Long	6-8 6/6.0	6,897	87,956	
15	4/20	H/N	Sea 5, Sox 2	Bankhead	Jones (R)	6-9 6/6.5	6,467	94,423	
16	4/21	H/N	Sea 11, Sox 1	Campbell	Reuss	6-10 7/6.5	7,652	102,075	
17	4/22	H/N	Sox 1, Sea 0	King (C)	Hanson	7-10 6/5.5	15,007	117,082	
18	4/23	H/D	Sea 10, Sox 6	Hillegas	Trout	7-11 7/6.5	11,216	128,298	
19	4/25	R/N	Bos 11, Sox 0	Clemens (C)	Perez	7-12 7/7.5			
20	4/26	R/N	Bos 5, Sox 4 (10)	Stanley (R)	Jones (R)	7-13 7/8.5			
21	4/27	R/N	Sox 3, Bos 1 (16)	Pall (R)	Smithson (R)	8-13 7/8.0			
22	4/28	R/N	NY 3, Sox 1	Hawkins	Hillegas	8-14 7/8.0			
23	4/29	R/N	NY 8, Sox 2	LaPoint	Long	8-15 7/9.0			
24	4/30	R/D	NY 5, Sox 2	Candelaria	Perez	8-16 7/10.0			
25	5/1	H/N	Sox 6, Mil 0	Reuss (C)	Higuera	9-16 7/9.0	7,625	135,923	
26	5/2	H/N	Sox 6, Mil 1	King	Bosio	10-16 7/8.5	6,534	142,457	
27	5/3	H/N	Bos 8, Sox 4	Boddicker	Hillegas	10-17 7/9.0	8,688	151,145	
28	5/4	H/N	Sox 5, Bos 4	Long	Gardner	11-17 6/8.0	7,443	158,588	
29	5/5	H/N	NY 7, Sox 5	McCullers (R)	Pall (R)	11-18 7/8.0	14,996	173,584	
30	5/6	H/N	NY 5, Sox 2	Dotson	Rosenberg (R)	11-19 7/9.0	16,617	190,201	
31	5/7	H/D	Sox 6, NY 2	King	John	12-19 6/9.0	20,603	210,804	
	5/8	R/N	Sox at Mil	Postponed/rain					
32	5/9	R/N	Sox 10, Mil 1	Hillegas	Wegman	13-19 7/9.0			
33	5/10	R/D	Sox 12, Mil 2	Perez	Higuera	14-19 6/8.5			
34	5/12	R/N	Bal 9, Sox 6	Thurmond (R)	McCarthy (R)	14-20 7/9.0			
35	5/13	R/N	Sox 8, Bal 2	King	Milacki	15-20 7/9.0			
36	5/14	R/D	Sox 8, Bal 5	Rosenberg (R)	Thurmond (R)	16-20 7/8.0			
37	5/15	R/N	Det 3, Sox 2	Tanana	Long	16-21 7/9.0			
38	5/16	R/N	Det 9, Sox 7	Williams (R)	Perez	16-22 7/9.0			
39	5/17	R/N	Sox 10, Det 7	Patterson (R)	Hernandez (R)	17-22 7/9.0			
	5/18	H/N	Sox 5, Cubs 4	Hardy	Damian Exhibition Game		35,522		
40	5/19	H/N	Tor 9, Sox 3	Flanagan	King	17-23 7/10.0	11,282	222,086	
41	5/20	H/N	Tor 11, Sox 1	Key	Hillegas	17-24 7/10.5	18,029	240,115	
42	5/21	H/D	Tor 9, Sox 3	Cerutti	Perez	17-25 7/11.5	16,488	256,603	
43	5/22	H/N	Bal 5, Sox 1	Schmidt	Rosenberg	17-26 7/12.0	8,528	265,131	
44	5/23	H/N	Bal 9, Sox 3	Milacki	Long	17-27 7/12.0	9,251	274,382	
45	5/24	H/N	Bal 8, Sox 0	Tibbs	King	17-28 7/13.0	7,911	282,293	
46	5/26	R/N	Tor 11, Sox 3	Key	Hillegas	17-29 7/13.0			
47	5/27	R/N	Sox 5, Tor 3	Perez	Cerutti	18-29 7/13.5			
48	5/28	R/D	Tor 7, Sox 5 (10)	Henke (R)	Thigpen (R)	18-30 7/14.5			
49	5/29	H/D	Det 4, Sox 2	Alexander	King	18-31 7/14.5	12,425	294,718	
50	5/30	H/N	Det 10, Sox 3	Tanana	Bittinger	18-32 7/15.5	9,227	303,945	
51	5/31	H/N	Det 4, Sox 3	Henneman (R)	Thigpen (R)	18-33 7/15.5	8,549	312,494	
	6/1	H/N	Min vs. Sox	Postponed/increment weather					
52	6/2	H/N	Min 8, Sox 0	Anderson	Perez	18-34 7/15.5	13,205	325,699	
53	6/3-1	H/N	Min 5, Sox 4	Viola	King	18-35 7/16.0			
54	6/3-2	H/N	Sox 2, Min 1	Hillegas (R)	Rawley (C)	19-35 7/16.0	14,365	340,064	
55	6/4	H/D	Sox 2, Min 1	Reuss	Smith (C)	20-35 7/16.0	15,170	355,234	
56	6/5	R/N	Tex 4, Sox 2	Witt	Hibbard	20-36 7/16.5			
57	6/6	R/N	Tex 3, Sox 1	Brown	Perez	20-37 7/16.5			
58	6/7	R/N	Sox 6, Tex 4	Patterson (R)	Guante (R)	21-37 7/17.0			
59	6/8	R/N	Tex 11, Sox 7	Ryan	King	21-38 7/17.5			
60	6/9	R/N	Sox 8, Min 3	Reuss	Rawley	22-38 7/16.5			
61	6/10	R/N	Min 11, Sox 8	Berenguer (R)	Thigpen (R)	22-39 7/16.5			
62	6/11	R/D	Min 5, Sox 2	Anderson	Perez	22-40 7/17.5			
63	6/12	H/N	Sox 5, Cle 3	Rosenberg	Yett	23-40 7/17.5	9,587	364,821	
64	6/13	H/N	Cle 9, Sox 6	Swindell	Peterson	23-41 7/17.5	10,264	375,085	
65	6/14	H/N	Sox 3, Cle 1	Reuss	Candiotti	24-41 7/17.5	8,996	384,081	
66	6/16	H/N	Bos 2, Sox 0	Clemens (C)	Patterson (R)	24-42 7/18.5	16,898	400,979	
67	6/17	H/N	Bos 6, Sox 1	Smithson	Perez	24-43 7/18.0	25,258	426,237	
68	6/18	H/D	Bos 7, Sox 4	Price	Rosenberg	24-44 7/18.0	16,350	442,587	
69	6/19	H/N	Sox 8, Bos 2	Hillegas (R)	Dopson	25-44 7/17.0	12,712	455,302	
70	6/20	R/N	Sox 13, NY 6	Reuss	Dotson	26-44 7/17.0			
71	6/21	R/N	Sox 7, NY 3	Pall (R)	Hawkins	27-44 7/16.5			
72	6/22	R/D	NY 10, Sox 7	Cadaret (R)	Hillegas (R)	27-45 7/17.0			
73	6/23-1	R/N	Mil 17, Sox 5	Bosio (R)	Rosenberg	27-46 7/17.5			
74	6/23-2	R/N	Sox 6, Mil 4	Perez	Clutterback	28-46 7/16.6			
75	6/24	R/N	Sox 5, Mil 3	Long	Kreuger	29-46 7/16.6			
76	6/25	R/D	Mil 3, Sox 1	Navarro	Reuss	29-47 7/17.5			
77	6/27	H/N	Tex 5, Sox 1	Brown	Hibbard	29-48 7/17.0	9,631	464,930	
78	6/28	H/N	Tex 10, Sox 5	Jeffcoat	Rosenberg	29-49 7/17.0	8,622	473,552	
79	6/29	H/N	Sox 12, KC 5	Perez	Leach	30-49 7/16.5	11,970	485,522	
80	6/30	H/N	KC 6, Sox 3	Leibrandt	Reuss	30-50 7/17.5	12,464	497,986	
81	7/1	H/N	Sox 6, KC 4	Hillegas (R)	Aquino	31-50 7/17.5	19,106	517,092	
82	7/2	H/D	Sox 7, KC 3	Hibbard	Appier	32-50 7/17.5	16,716	533,808	
83	7/3	R/N	Cle 4, Sox 2	Black	Hillegas (R)	32-51 7/18.5			
84	7/4	R/D	Cle 3, Sox 2	Bailes	Perez	32-52 7/18.0			
85	7/5	R/N	Cle 4, Sox 2	Swindell	Reuss	32-53 7/19.0			
86	7/7	R/N	K.C. 4, Sox 2	Leach	Dotson	32-54 7/19.0			
87	7/8	R/D	K.C. 4, Sox 3 (11)	Montgomery (R)	Davis (R)	32-55 7/20.5			
88	7/9	R/D	K.C. 5, Sox 4	Gordon (R)	Hillegas (R)	32-56 7/20.5			
89	7/13	H/N	Sox 5, Mil 4	Thigpen (R)	Fossas (R)	33-56 7/21.5	13,966	547,774	
90	7/14	H/N	Sox 6, Mil 4	Long (R)	Bosio	34-56 7/20.5	14,439	562,213	
91	7/15	H/N	Sox 2, Mil 1	Perez	Higuera	35-56 7/19.5	22,404	584,617	

No.	Date	H/R D/N	Final Score	Pitcher Winning	Losing Pitcher	Pos. Rec. GA/GB	Attendance	
							Home	Total
92	7/16	H/D	Sox 2, Mil 0	Dotson	Navarro	36-56 7/18.5	19,379	603,996
93	7/17	H/N	Sox 7, NY 3	Rosenberg	LaPoint	37-56 7/17.0	18,070	622,066
	7/18	H/N	Sox vs. NY	Postponed/rain				
94	7/19-1	H/D	Sox 11, NY 2	Hillegas	Guettierman	38-56 7/17.0	16,015	638,081
	7/19-2	H/N	Sox vs. New York	Postponed/rain				
95	7/21	R/N	Sox 1, Bos 0	Perez	Hetzel	39-56 7/17.5		
96	7/22	R/D	Sox 10, Bos 6	Patterson (R)	Murphy (R)	40-56 7/17.0		
97	7/23	R/D	Bos 8, Sox 2	Clemens	Rosenberg	40-57 7/18.5		
98	7/24	H/N	Sox 5, Sea 4	Hillegas (R)	Jackson (R)	41-57 7/18.5	11,430	649,511
99	7/25	H/N	Sox 7, Oak 6	Pall (R)	Jackson (R)	42-57 7/18.5	9,185	658,696
100	7/26	H/D	Sox 5, Sea 3	Hibbard	Swift	43-57 7/17.5	14,430	673,126
101	7/27	R/N	Cal 8, Sox 5	Abbott	Perez	43-58 7/17.5		
102	7/28	R/N	Cal 6, Sox 5	Harvey (R)	Pall (R)	43-59 7/19.5		
103	7/29	R/N	Cal 2, Sox 1	McCaskill	Rosenberg (C)	43-60 7/19.5		
104	7/30	R/D	Sox 3, Cal 2	Reuss	Finley	44-60 7/19.5		
105	7/31	R/N	Oak 3, Sox 2	Moore (C)	Thigpen (R)	44-61 7/19.5		
106	8/1	R/N	Oak 2, Sox 0	C. Young	Hibbard	44-62 7.19.5		
107	8/2	R/N	Oak 2, Sox 0	Davis	Perez	44-63 7/20.5		
108	8/3	R/D	Sox 6, Oak 4	Pall (R)	Welch	45-63 7/20.5		
109	8/4	H/N	Sox 5, Det 4	Patterson (R)	Gibson	46-63 7/20.5	16,918	690,044
110	8/5	H/N	Sox 7, Det 6	King	Alexander	47-63 7/19.5	19,266	709,310
111	8/6	H/D	Det 4, Sox 3	Tanana (C)	Hibbard	47-64 7/20.5	14,418	723,728
112	8/8	H/N	Oak 3, Sox 2 (10)	Honeycutt (R)	Pall (R)	47-65 7/20.5	17,832	741,560
113	8/9	H/N	Sox 3, Oak 2 (11)	McCarthy (R)	Corsi	48-65 7/20.5	15,389	756,949
114	8/10	H/D	Oak 4, Sox 1	Davis	Rosenberg	48-66 7/20.5	16,173	773,122
115	8/11	R/N	Sox 9, Sea 6 (10)	Thigpen (R)	Schooler (R)	49-66 7/20.5		
116	8/12	R/N	Sea 4, Sox 3 (10)	Reed (R)	Pall (R)	49-67 7/21.5		
117	8/13	R/D	Sox 6, Sea 4	Long (R)	Comstock (R)	50-67 7/20.5		
118	8/14	H/N	Sox 4, KC 3	Patterson (R)	Aquino	51-67 7/20.5	10,575	783,697
119	8/15	H/N	KC 10, Sox 6	Leach (R)	McCarthy (R)	51-68 7/21.0	13,553	797,250
120	8/16	H/N	KC 5, Sox 4	Saberhagen	Thigpen (R)	51-69 7/21.0	11,155	808,405
121	8/17	H/N	Sox 6, Tex 1	Hibbard (C)	Brown	52-69 7/21.0	12,567	820,972
122	8/18	H/N	Tex 6, Sox 5	Jeffcoat	Perez	52-70 7/21.0	12,723	833,695
123	8/19	H/N	Tex 7, Sox 6	Witt	Dotson	52-71 7/22.0	18,638	852,333
124	8/20	H/D	Tex 7, Sox 1	Hough (C)	Rosenberg	52-72 7/23.0	27,158	879,491
125	8/22	R/N	Sox 10, Min 2	King	Rawley	53-72 7/23.5		
126	8/23	R/N	Min 8, Sox 7	Smith	Hibbard	53-73 7/24.5		
127	8/24	R/D	Min 6, Sox 4	Berenguer (R)	Hillegas (R)	53-74 7/24.5		
128	8/25	R/N	Sox 5, Cle 4	Dotson	Orosco (R)	54-74 7/23.5		
129	8/26	R/N	Sox 4, Cle 3	Rosenberg	Black	55-74 7/22.5		
130	8/27	R/D	Sox 9, Cle 3	Hibbard	Farrell	56-74 7/22.5		
131	8/29	R/N	Tor 3, Sox 2	Flanagan	Pall (R)	56-75 7/24.0		
132	8/30	R/N	Tor 2, Sox 1	Key	Dotson (C)	56-76 7/24.0		
133	8/31	R/D	Tor 5, Sox 1	Stieb	Rosenberg (C)	56-77 7/24.5		
134	9/1	H/N	Sox 10, Bal 1	King	Milacki	57-77 7/23.5	11,574	891,065
135	9/2	H/N	Bal 2, Sox 1	Holton	Hibbard (C)	57-78 7/24.5	17,678	908,743
136	9/3	H/D	Sox 4, Bal 2	Perez	Ballard	58-78 7/24.5	17,101	925,844
137	9/4	H/N	Tor 5, Sox 2	Key	Dotson	58-79 7/24.5	9,318	935,162
138	9/5	H/N	Tor 6, Sox 1	Stieb	Rosenberg	58-80 7/25.5	7,858	943,020
139	9/6	H/N	Tor 4, Sox 2	Stottlemire	King	58-81 7/25.5	7,350	950,370
140	9/8	R/N	Det 7, Sox 5	Morris	Hibbard	58-82 7/26.5		
141	9/9	R/D	Sox 13, Det 3	Perez	Robinson	59-82 7/26.5		
142	9/10	R/D	Det 6, Sox 5	Henneman (R)	Thigpen (R)	59-83 7/27.5		
143	9/11	R/N	Bal 6, Sox 3	Ballard	Rosenberg	59-84 7/28.0		
144	9/12	R/N	Sox 11, Bal 1	King	Hamisch	60-84 7/27.0		
145	9/13	R/N	Sox 3, Bal 0	Hibbard	Johnson (C)	61-84 7/27.0		
146	9/15-1	H/N	Sox 3, Cal 1	Perez (C)	Abbott	62-84		
147	9/15-2	H/N	Cal 2, Sox 1	Finley	Dotson	62-85 7/26.5	11,202	961,572
148	9/16	H/N	Sox 2, Cal 1	Hillegas	McCaskill (C)	63-85 7/25.5	11,935	973,507
149	9/17	H/D	Cal 6, Sox 3	Witt	King	63-86 7/25.5	16,215	989,722
150	9/18	R/N	Sox 4, KC 2	Jones (R)	Montgomery(R)	64-86 7/25.5		
151	9/19	R/N	KC 5, Sox 3	McWilliams	Dotson	64-87 7/26.5		
152	9/20	R/N	Sox 7, KC 2	Perez (C)	Gubicza	65-87 7/26.5		
153	9/22	R/N	Sox 9, Tex 6	Jones (R)	Guante (R)	66-87 7/27.0		
154	9/23	R/N	Tex 6, Sox 4	Rogers (R)	Segura (R)	66-88 7/27.0		
155	9/24	R/D	Tex 5, Sox 4 (10)	Russell (R)	Rosenberg (R)	66-89 7/28.0		
156	9/25	H/N	Sox 10, Min 2	Dotson	Guthrie	67-89 7/27.0	6,975	996,697
157	9/26	H/N	Min 7, Sox 1	Aguilera (C)	Perez	67-90 7/28.0	6,772	1,003,469
158	9/27	H/N	Min 6, Sox 1	Dyer (C)	Hillegas	67-91 7/29.0	8,004	1,011,473
159	9/29	H/N	Sox 2, Cle 1	King	Candiotti	68-91 7/29.5	8,113	1,019,606
160	9/30	H/N	Sox 8, Cle 2	Hibbard	Nichols	69-91 7/29.5	13,189	1,032,795
161	10/1	H/D	Cle 1, Sox 0	Orosco (R)	Dotson	69-92 7/29.5	12,856	1,045,651

Top 10 Home Crowds

Date	Opponent	D/N	Attendance	Remark
Friday, April 14	Oakland	D	37,950	Opening Day
Sunday, August 20	Texas	D	27,158	Baines/Umbrellas
Saturday, June 17	Boston	N	25,258	Fireworks Night
Saturday, July 15	Milwaukee	N	22,404	Fireworks Night
Sunday, April 16	Oakland	D	20,969	Magnetic Schedules
Sunday, May 7	New York	D	20,603	Bat Day
Sunday, July 16	Milwaukee	D	19,379	Equitable Game
Saturday, August 5	Detroit	N	19,266	Fireworks Night
Saturday, July 1	Kansas City	N	19,106	Fireworks Night
Saturday, August 19	Texas	N	18,638	Fireworks Night
Thursday, May 18	Cubs	N	35,522	Cubs/Sox Game

HITTING

Batting Category Leaders

Average	Harold Baines	.321
Hits	Ivan Calderon	178
Runs Batted In	Ivan Calderon	87
Runs Scored	Ivan Calderon	83
Doubles	Ivan Calderon	34
Triples	Ivan Calderon	9
Home Runs	Ivan Calderon	14
Multiple-Hit Games	Ivan Calderon	54
Extra-Base Hits	Ivan Calderon	57
Total Bases	Ivan Calderon	272
Slugging Percentage	Carlton Fisk	.475
On-Base Percentage	Carlton Fisk	.356
Games Played	Dave Gallagher	161
Walks	Harold Baines	60
Strikeouts	Ivan Calderon	94
Hit By Pitches	Eddie Williams	4
Sacrifice Bunts	Dave Gallagher	16
Sacrifice Flies	Ivan Calderon	6
Stolen Bases	Ozzie Guillen	36
Caught Stealing	Ozzie Guillen	17

Final Batting Statistics

Batter	Avg.	G	AB	R	H	2B	3B	HR	RBI	SH	SF	HP	BB	SO	SB	CS	GI	DP	E
Baines, H	.321	96	333	55	107	20	1	13	56	0	3	1	60	52	0	1	11	1	
Boston, D	.252	101	218	34	55	3	4	5	23	4	1	0	24	31	7	2	1	4	
Calderon, I	.286	157	622	83	178	34	9	14	87	2	6	3	43	94	7	1	20	9	
Fisk, C	.293	103	375	47	110	25	2	13	68	0	5	3	36	60	1	0	15	3	
Fletcher, S	.272	59	232	30	63	11	1	1	21	9	3	1	26	19	1	1	4	2	
Gallagher, D	.266	161	601	74	160	22	2	1	46	16	2	2	46	79	5	6	9	3	
Guillen, O	.253	155	597	63	151	20	8	1	54	11	3	0	15	48	36	17	8	22	
Hairston, J	.333	3	3	0	1	0	0	0	0	0	0	0	0	0	0	0	0	0	
Johnson, L	.300	50	180	28	54	8	2	0	16	2	0	0	17	24	16	3	1	2	
Karkovice, R	.264	71	182	21	48	9	2	3	24	7	2	2	10	56	0	0	0	5	
Kittle, R	.302	51	169	26	51	10	0	11	37	0	4	1	22	42	0	1	2	4	
Lyons, S	.264	140	443	51	117	21	3	2	50	12	3	1	35	68	9	6	3	15	
Manrique, F	.299	65	187	23	56	13	1	2	30	4	1	2	8	30	0	4	6	10	
Martinez, C	.300	109	350	44	105	22	0	5	32	6	1	1	21	57	4	1	14	20	
Merullo, M	.222	31	81	5	18	1	0	1	8	2	1	0	6	14	0	1	2	3	
Morman, R	.224	37	58	5	13	2	0	0	8	2	1	0	6	16	1	0	1	2	
Pasqua, D	.248	73	246	26	61	9	1	11	47	1	4	1	25	58	1	2	0	1	
Robidoux, B	.128	16	39	2	5	2	0	0	1	0	0	0	4	9	0	0	0	1	
Schaefer, J	.100	15	10	2	1	0	0	0	0	1	0	0	0	2	1	1	0	2	
Sosa, S	.273	33	99	19	27	5	0	3	10	1	2	2	11	27	7	3	3	2	
Ventura, R	.178	16	45	5	8	3	0	0	7	1	3	1	8	6	0	0	1	2	
Walker, G	.210	77	233	25	49	14	0	5	26	1	3	3	23	50	0	0	8	5	
Williams, E	.274	66	201	25	55	8	0	3	10	3	3	4	18	31	1	2	4	16	
PITCHERS	.000	161	0	0	0	0	0	0	0	0	0	0	0	0	0	0	0	17	
TOTALS	.271	161	5504	693	1493	262	36	94	661	85	51	28	464	873	97	52	113	151	

Final Designated Hitting Statistics

Batter	TEAM	B	AVG	G	AB	R	H	TB	2B	3B	HR	RBI	SH	SF	HP	BB	IBB	SO	SB	CS	DP	SLG	OBP
Baines, H	CWS	L	.323	70	248	45	80	134	19	1	11	44	0	3	1	45	12	44	0	0	9	.540	.424
Boston, D	CWS	L	.167	9	6	2	1	1	0	0	0	0	0	0	0	1	0	0	0	1	0	.167	.286
Calderon, I	CWS	R	.241	36	145	19	35	61	7	2	5	24	0	1	0	12	2	25	1	0	7	.421	.297
Fisk, C	CWS	R	.280	13	50	7	24	22	5	0	1	8	0	0	0	7	2	5	0	0	1	.440	.368
Gallagher, D	CWS	R	.000	1	1	0	0	0	0	0	0	0	0	0	0	0	0	0	0	0	0	.000	.000
Hairston, J	CWS	S	.500	2	2	0	1	1	0	0	0	0	0	0	0	0	0	0	0	0	0	.500	.500
Johnson, L	CWS	L	.000	1	0	1	0	0	0	0	0	0	0	0	0	0	0	0	0	0	0	.000	.000
Karkovice, R	CWS	R	.400	2	5	1	2	3	1	0	0	0	0	0	0	0	1	0	0	0	0	.600	.400
Kittle, R	CWS	R	.222	17	63	8	14	28	5	0	3	9	0	0	1	7	1	18	0	0	2	.444	.310
Lyons, S	CWS	L	.000	1	0	0	0	0	0	0	0	0	0	0	0	0	0	0	0	0	0	.000	.000
Manrique, F	CWS	R	.000	1	0	0	0	0	0	0	0	0	0	0	0	0	0	0	0	0	0	.000	.000
Martinez, C	CWS	R	.000	1	0	0	0	0	0	0	0	0	0	0	0	1	0	0	0	0	0	.000	.000
Merullo, M	CWS	L	.000	1	0	0	0	0	0	0	0	0	0	0	0	0	0	0	0	0	0	.000	.000
Morman, R	CWS	R	.000	1	0	0	0	0	0	0	0	0	0	0	0	0	0	0	0	0	0	.000	.000
Pasqua, D	CWS	L	.200	5	15	3	3	10	1	0	2	4	0	0	0	1	0	5	0	0	0	.667	.250
Schaefer, J	CWS	R	.333	1	3	0	1	1	0	0	0	0	0	0	0	0	1	1	0	0	0	.333	.333
Walker, G	CWS	L	.147	23	75	3	11	17	3	0	1	10	1	3	1	7	1	16	0	0	2	.227	.221
TOTALS			.264		613	90	162	278	41	3	23	99	1	7	3	81	18	115	2	1	21	.454	.349

Final Home Batting Statistics

Batter	Avg.	G	AB	R	H	2B	3B	HR	RBI	SH	SF	HP	BB	SO	SB	CS	GI	
																	DP	E
Baines, H	.291	49	165	29	48	13	1	4	27	0	2	0	35	28	0	0	5	1
Boston, D	.289	49	114	17	33	1	4	3	12	0	1	0	9	14	4	1	0	2
Calderon, I	.248	76	286	29	71	13	7	2	34	0	3	2	18	40	3	1	7	2
Fisk, C	.343	49	172	24	59	13	1	4	32	0	3	1	23	24	1	0	8	2
Fletcher, S	.228	29	111	11	32	4	0	0	10	5	2	0	10	10	0	0	2	1
Gallagher, D	.270	80	289	36	78	9	1	1	21	9	0	0	22	29	2	3	5	1
Guillen, O	.240	80	292	33	70	7	5	0	23	6	2	0	3	17	18	6	6	16
Hairston, J	1.000	1	1	0	1	0	0	0	0	0	0	0	0	0	0	0	0	0
Johnson, L	.274	24	84	13	23	4	2	0	7	1	0	0	7	11	7	1	0	2
Karkovice, R	.241	34	87	8	21	6	1	0	8	3	1	0	4	24	0	0	0	2
Kittle, R	.271	22	70	9	19	4	0	6	20	0	2	0	8	15	0	1	1	2
Lyons, S	.217	67	207	20	45	6	3	0	15	4	2	1	10	34	4	3	3	5
Manrique, F	.299	32	87	11	26	6	1	1	14	2	0	2	4	8	0	3	2	7
Martinez, C	.281	54	171	17	48	9	0	2	15	5	0	0	12	27	2	1	7	10
Merullo, M	.191	19	47	2	9	0	0	1	4	2	1	0	4	10	0	0	0	1
Morman, R	.222	19	27	3	6	2	0	0	5	1	1	0	2	8	0	0	1	1
Pasqua, D	.257	35	113	13	29	3	1	5	18	1	1	0	14	30	1	0	0	0
Robidoux, B	.095	10	21	1	2	0	0	0	0	0	0	0	3	4	0	0	0	0
Schaefer, J	.000	6	3	2	0	0	0	0	0	1	0	0	0	0	0	0	0	0
Sosa, S	.233	15	43	6	10	2	0	1	4	0	2	0	7	14	2	2	1	1
Ventura, R	.174	9	23	2	4	1	0	0	3	0	2	1	4	3	0	0	0	2
Walker, G	.165	32	91	7	15	2	0	4	11	0	0	1	10	16	0	0	5	4
Williams, E	.235	32	98	8	23	2	0	2	5	2	1	1	6	14	1	2	1	10
PITCHERS	.000	80	0	0	0	0	0	0	0	0	0	0	0	0	0	0	0	12
TOTALS	.258	80	2602	301	672	107	27	36	288	42	26	9	215	380	45	24	54	84

Final Road Batting Statistics

Batter	Avg.	G	AB	R	H	2B	3B	HR	RBI	SH	SF	HP	BB	SO	SB	CS	GI	
																	DP	E
Baines, H	.351	47	168	26	59	7	0	9	29	0	1	1	25	24	0	1	6	0
Boston, D	.212	52	104	17	22	2	0	2	11	4	0	0	15	17	3	1	1	2
Calderon, I	.318	81	336	54	107	21	2	12	53	2	3	1	25	54	4	0	13	7
Fisk, C	.251	54	203	23	51	12	1	9	36	0	2	2	13	36	0	0	7	1
Fletcher, S	.256	30	121	19	31	7	1	1	11	4	1	1	16	9	1	1	2	1
Gallagher, D	.263	81	312	38	82	13	1	0	25	7	2	2	24	50	3	3	4	2
Guillen, O	.266	75	305	30	81	13	3	1	31	5	1	0	12	31	18	11	2	6
Hairston, J	.000	2	2	0	0	0	0	0	0	0	0	0	0	0	0	0	0	0
Johnson, L	.323	26	96	15	31	4	0	0	9	1	0	0	10	13	9	2	1	0
Karkovice, R	.284	37	95	13	27	3	1	3	16	4	1	2	6	32	0	0	0	3
Kittle, R	.323	29	99	17	32	6	0	5	17	0	2	1	14	27	0	0	1	2
Lyons, S	.305	73	236	31	72	15	0	2	35	8	1	0	25	34	5	3	0	10
Manrique, F	.300	33	100	12	30	7	0	1	16	2	1	0	4	22	0	1	4	3
Martinez, C	.318	55	179	27	57	13	0	3	17	1	1	1	9	30	2	0	7	10
Merullo, M	.265	12	34	3	9	1	0	0	4	0	0	0	2	4	0	1	2	2
Morman, R	.226	18	31	2	7	0	0	0	3	1	0	0	4	8	1	0	0	1
Pasqua, D	.241	38	133	13	32	6	0	6	29	0	3	1	11	28	0	2	0	1
Robidoux, B	.167	6	18	1	3	2	0	0	1	0	0	0	1	5	0	0	0	1
Schaefer, J	.143	9	7	0	1	0	0	0	0	0	0	0	0	2	1	1	0	2
Sosa, S	.304	18	56	13	17	3	0	2	6	1	0	2	4	13	5	1	2	1
Ventura, R	.182	7	22	3	4	2	0	0	4	1	1	0	4	3	0	0	1	0
Walker, G	.239	45	142	18	34	12	0	1	15	1	3	2	13	34	0	0	3	1
Williams, E	.311	34	103	17	32	6	0	1	5	1	2	3	12	17	0	0	3	6
PITCHERS	.000	81	0	0	0	0	0	0	0	0	0	0	0	0	0	0	0	5
TOTALS	.283	81	2902	392	821	155	9	58	373	43	25	19	249	493	52	28	59	67

Final Pinch Hitting Statistics

Batter	TEAM	B	AVG	APP	AB	R	H	TB	2B	3B	HR	RBI	SH	SF	HP	BB	IBB	SO	SB	CS	GI		
																					DP	SLG	OBP
Baines, H	CWS	L	.000	4	3	0	0	0	0	0	0	0	0	0	0	1	1	1	0	0	0	.000	.250
Boston, D	CWS	L	.250	22	16	2	4	7	0	0	1	3	0	0	0	3	0	3	0	0	0	.438	.368
Calderon, I	CWS	R	.000	2	2	0	0	0	0	0	0	0	0	0	0	0	0	0	0	0	0	.000	.000
Fisk, C	CWS	R	.000	5	3	0	0	0	0	0	0	0	0	0	2	2	2	0	0	0	.000	.400	
Gallagher, D	CWS	R	.000	2	2	0	0	0	0	0	0	0	0	0	0	0	0	0	0	0	.000	.000	
Guillen, O	CWS	L	.000	1	0	0	0	0	0	0	0	0	0	0	1	0	0	0	0	0	.000	1.000	
Hairston, J	CWS	S	.333	3	3	0	1	1	0	0	0	0	0	0	0	0	0	0	0	0	.333	.333	
Johnson, L	CWS	L	.333	4	3	0	1	1	0	0	0	0	0	0	0	1	0	0	0	.333	.333		
Kittle, R	CWS	R	.333	4	3	0	1	1	0	0	0	0	0	0	1	0	1	0	0	.333	.500		
Lyons, S	CWS	L	.357	17	14	0	5	6	1	0	0	1	3	0	0	0	3	0	1	.429	.357		
Manrique, F	CWS	R	.500	8	6	0	3	3	0	0	0	0	0	0	2	1	1	0	0	.500	.625		
Martinez, C	CWS	R	.400	6	5	2	2	3	1	0	0	2	0	0	1	0	1	0	0	.600	.500		
Merullo, M	CWS	L	.429	8	7	0	3	3	0	0	0	0	0	0	1	0	2	0	0	.429	.500		
Morman, R	CWS	R	1.000	2	2	0	2	2	0	0	0	1	0	0	0	0	0	0	0	1.000	1.000		
Pasqua, D	CWS	L	.667	4	3	1	2	4	2	0	0	4	0	0	1	1	1	0	0	1.333	.750		
Robidoux, B	CWS	L	.000	1	1	0	0	0	0	0	0	0	0	0	0	1	0	0	0	.000	.000		
Sosa, S	CWS	R	.000	2	1	0	0	0	0	0	0	0	0	0	1	0	1	0	0	.000	.500		
Ventura, R	CWS	L	.000	1	1	0	0	0	0	0	0	0	0	0	0	0	0	0	0	.000	.000		
Walker, G	CWS	L	.000	9	9	0	0	0	0	0	0	0	0	0	0	2	0	0	2	.000	.000		
Williams, K	CWS	R	.000	1	1	0	0	0	0	0	0	0	0	0	0	0	0	0	0	.000	.000		
TOTALS 70 GAMES			.282		85	5	24	31	4	0	1	11	3	0	0	14	5	20	0	1	2	.365	.384

Pitching Category Leaders

Wins	Melido Perez	11
Losses	Melido Perez	14
Earned Run Average	Greg Hibbard	3.21
Games	Bobby Thigpen	61
Starts	Melido Perez	31
Complete Games	Greg Hibbard	2
	Melido Perez	
	Steve Rosenberg	
Shutouts	Eric King	1
	Jerry Reuss	
Saves	Bobby Thigpen	34
Innings	Melido Perez	183.1
Hits Allowed	Melido Perez	187
Runs Allowed	Melido Perez	106
Earned Runs Allowed	Melido Perez	102
Home Runs Allowed	Melido Perez	23
Walks	Melido Perez	90
Fewest Walks	Eric King	64
Strikeouts	Melido Perez	141
Wild Pitches	Melido Perez	12
Hit Batsmen	Donn Pall	8

Final Pitching Statistics

PITCHER	ERA	W	L	G	GS	CG	SHO	SV	IP	AB	H	R	ER	HR	HB	BB	SO	WP	OPP
																			AVG
Bittiger, J	6.52	0	1	2	1	0	0	0	9.2	35	9	7	7	2	0	6	7	1	.257
Davis, J	4.50	0	1	4	0	0	0	1	6.0	23	5	4	3	2	0	2	5	0	.217
Dotson, R	3.88	3	7	17	17	1	0	0	99.2	397	112	51	43	8	0	41	55	2	.282
Edwards, W	3.68	0	0	7	0	0	0	0	7.1	26	7	3	3	1	0	3	9	0	.269
Hardy, J	6.57	0	0	5	0	0	0	0	12.1	49	14	9	9	1	1	5	4	1	.286
Hibbard, G	3.21	6	7	23	23	2	0	0	137.1	529	142	58	49	5	2	4	55	4	.268
Hillegas, S	4.74	7	11	50	13	0	0	3	119.2	473	132	67	63	12	3	51	76	4	.279
Jones, B	2.37	3	2	22	0	0	0	1	30.1	106	22	12	8	2	1	8	17	1	.208
King, E	3.39	9	10	25	25	1	1	0	159.1	591	144	69	60	13	4	64	72	5	.244
Long, B	3.92	5	5	30	8	0	0	1	98.2	381	101	49	43	8	4	37	51	3	.265
McCarthy, T	3.51	1	2	31	0	0	0	0	66.2	257	72	32	26	8	2	20	27	5	.280
Pall, D	3.31	4	5	53	0	0	0	6	87.0	333	90	35	32	9	8	19	58	4	.270
Patterson, K	4.52	6	1	50	1	0	0	0	65.2	249	64	37	33	11	2	28	43	3	.257
Perez, M	5.01	11	14	31	31	2	0	0	183.1	708	187	106	102	23	3	90	141	12	.264
Peterson, A	15.19	0	1	3	2	0	0	0	5.1	28	13	9	9	1	0	2	3	0	.464
Reuss, J	5.06	8	5	23	19	1	1	0	106.2	438	135	65	60	12	3	21	27	1	.308
Rosenberg, S	4.94	4	13	38	21	2	0	0	142.0	541	148	92	78	14	1	58	77	7	.274
Segura, J	15.00	0	1	7	0	0	0	0	6.0	28	13	11	10	2	0	3	4	0	.464
Thigpen, B	3.76	2	6	61	0	0	0	34	79.0	285	62	34	33	10	1	40	47	2	.218
TOTALS	4.23	69	92	161	161	9	5	46	1422.0	5477	1472	750	668	144	35	539	778	55	.269

Final Home Pitching Statistics

PITCHER	ERA	W	L	G	GS	CG	SHO	SV	IP	AB	H	R	ER	HR	HB	BB	SO	WP	OPP
																			AVG
Bittiger, J	6.52	0	1	2	1	0	0	0	9.2	35	9	7	7	2	0	6	7	1	.257
Davis, J	0.00	0	0	1	0	0	0	0	1.0	4	1	1	0	0	0	1	1	0	.250
Dotson, R	2.81	2	4	9	9	0	0	0	57.2	230	61	20	18	3	0	20	36	1	.265
Edwards, W	3.86	0	0	4	0	0	0	0	4.2	17	5	2	2	0	0	2	6	0	.294
Hardy, J	7.84	0	0	4	0	0	0	0	10.1	41	12	9	9	1	1	5	2	1	.293
Hibbard, G	2.86	4	3	11	11	2	0	0	69.1	259	64	25	22	2	2	24	27	2	.247
Hillegas, S	4.62	6	5	27	6	0	0	1	60.1	236	63	32	31	5	1	25	38	3	.267
Jones, B	3.46	0	1	10	0	0	0	0	13.0	47	13	9	5	1	0	5	7	1	.277
King, E	3.20	6	7	15	15	1	1	0	98.1	364	87	42	35	5	3	46	45	5	.239
Long, B	4.17	2	2	14	3	0	0	1	41.0	159	43	22	19	4	2	12	19	1	.270
McCarthy, T	2.75	1	1	18	0	0	0	0	39.1	141	36	14	12	5	2	9	14	3	.255
Pall, D	3.38	1	2	24	0	0	0	3	37.1	142	37	15	14	2	2	9	29	1	.261
Patterson, K	3.34	2	1	24	0	0	0	0	32.1	116	25	14	12	3	1	9	21	0	.216
Perez, M	5.06	4	6	13	13	1	0	0	78.1	304	84	47	44	8	1	35	60	7	.276
Peterson, A	23.63	0	1	2	2	0	0	0	2.2	18	10	7	7	0	0	2	1	0	.556
Reuss, J	3.67	4	2	11	9	1	1	0	54.0	211	58	25	22	4	2	8	12	0	.275
Rosenberg, S	4.73	2	7	18	11	0	0	0	70.1	273	78	49	37	7	1	26	41	4	.286
Segura, J	21.60	0	0	5	0	0	0	0	3.1	18	10	8	8	2	0	2	2	0	.556
Thigpen, B	3.60	1	2	31	0	0	0	18	40.0	146	32	17	16	4	0	21	24	1	.219
TOTALS	3.95	35	45	80	80	5	3	23	723.0	2761	728	365	317	58	18	267	392	31	.264

Final Road Pitching Statistics

PITCHER	ERA	W	L	G	GS	CG	SHO	SV	IP	AB	H	R	ER	HR	HB	BB	SO	WP	OPP AVG
Davis J	5.40	0	1	3	0	0	0	1	5.0	19	4	3	3	2	0	1	4	0	.211
Dotson, R	5.36	1	3	8	8	1	0	0	42.0	167	51	31	25	5	0	21	19	1	.305
Edwards, W	3.38	0	0	3	0	0	0	0	2.2	9	2	1	1	1	0	1	3	0	.222
Hardy, J	0.00	0	0	1	0	0	0	0	2.0	8	2	0	0	0	0	2	0	.250	
Hibbard, G	3.57	2	4	12	12	0	0	0	68.0	270	78	33	27	3	0	17	28	2	.289
Hillegas, S	4.85	1	6	23	7	0	0	2	59.1	237	69	35	32	7	2	26	38	1	.291
Jones, B	1.56	3	1	12	0	0	0	1	17.1	59	9	3	3	1	1	3	10	0	.153
King, E	3.69	3	3	10	10	0	0	0	61.0	227	57	27	25	8	1	18	27	0	.251
Long, B	3.75	3	3	16	5	0	0	0	57.2	222	58	27	24	4	2	25	32	2	.261
McCarthy, T	4.61	0	1	13	0	0	0	0	27.1	116	36	18	14	3	0	11	13	2	.310
Pall, D	3.26	3	3	29	0	0	0	3	49.2	191	53	20	18	7	6	10	29	3	.277
Patterson, K	5.67	4	0	26	1	0	0	0	33.1	133	39	23	21	8	1	13	15	1	.339
Perez, M	4.97	7	8	18	18	1	0	0	105.0	404	103	59	58	15	2	55	81	5	.255
Peterson, A	6.75	0	0	1	0	0	0	0	2.2	10	3	2	2	1	0	0	2	0	.300
Reuss, J	6.49	4	3	12	10	0	0	0	52.2	227	77	40	38	8	1	13	15	1	.339
Rosenberg, S	5.15	2	6	20	10	2	0	0	71.2	268	70	43	41	7	0	32	36	3	.261
Segura J	6.75	0	1	2	0	0	0	0	2.2	10	3	3	2	0	0	1	2	0	.300
Thigpen, B	3.92	1	4	30	0	0	0	16	39.0	139	30	17	17	6	1	19	23	1	.216
TOTALS	4.52	34	47	81	81	4	2	23	699.0	2716	744	385	351	86	17	272	386	24	.274

Final A.L. Team Fielding Statistics

Team	PCT.	G	PO	A	E	TC	DP	TP	PB
Baltimore	.986	162	4345	1795	87	6227	163	1	8
California	.985	162	4363	1887	96	6346	173	0	14
Minnesota	.982	162	4288	1598	107	5993	141	0	8
Kansas City	.982	162	4355	1761	114	6230	139	0	12
Cleveland	.981	162	4359	1750	118	6227	126	0	17
Toronto	.980	162	4401	1864	127	6392	164	0	16
New York	.980	161	4244	1743	122	6109	183	0	7
Boston	.980	162	4381	1709	127	6217	162	0	11
Detroit	.979	162	4282	1762	130	6174	153	0	10
Oakland	.979	162	4345	1640	129	6114	159	0	13
Texas	.978	162	4303	1651	136	6090	137	0	42
Seattle	.977	162	4314	1777	143	6234	168	0	10
White Sox	.975	161	4266	1718	151	6135	176	0	16
Milwaukee	.975	162	4297	1803	155	6255	164	0	11

Sox Fielding By Position

Catchers	Pct.	G	PO	A	E	TC	DP	PB	TP	
Carlton Fisk	(1989)	.993	90	419	37	3	459	1	9	0
	(Career#)	.987	1925	9847	899	145	10,891	126	101	1
Ron Karkovice	(1989)	.986	68	299	47	5	351	6	4	0
	(Career)	.990	188	863	110	10	983	17	12	0
Steve Lyons	(1989)	.000	1	0	0	0	0	0	0	0
	(Career)	.000	3	0	0	0	0	0	0	0
Matt Merullo	(1989)	.973	27	100	10	3	113	0	3	0
	(Career)	.973	27	100	10	3	113	0	3	0
Jerry Willard	(1989)	-	-	-	-	-	-	-	-	-
	(Career#)	.988	243	1062	99	14	1175	19	16	0
First Basemen	Pct.	G	PO	A	E	TC	DP	TP		
Ivan Calderon	(1989)	.978	26	167	9	4	180	21	0	
	(Career)	.978	26	167	9	4	180	21	0	
Carlton Fisk	(Career#)*	.952	15	68	12	4	84	12	0	
Ron Kittle	(1989)	.982	27	208	11	4	180	21	0	
	(Career)	.982	27	208	11	4	180	21	0	
Steve Lyons	(1989)	.988	40	230	24	3	257	24	0	
	(Career)	.988	42	233	24	3	260	24	0	
Carlos Martinez	(1989)	.991	34	217	13	2	232	13	0	
	(Career)	.991	34	217	13	2	232	13	0	
Dan Pasqua	(Career#)*	.994	24	164	16	1	181	18	0	
Greg Walker	(1989)	.987	48	373	17	5	395	38	0	
	(Career)	.993	688	5814	362	45	6221	541	0	
Jerry Willard	(1989)*	-	-	-	-	-	-	-	-	
	(Career#)	1.000	1	1	0	0	1	1	0	
Tracy Woodson	(1989)*	-	-	-	-	-	-	-	-	
	(Career#)	.994	32	160	10	1	171	13	0	

(Sox Fielding continued)

Second Basemen		Pct.	G	PO	A	E	TC	DP	TP
Scott Fletcher	(1989)	1.000	53	108	161	0	269	38	0
	(Career#)	.989	154	249	361	7	617	-	0
Steve Lyons	(1989)	.982	70	142	185	6	333	46	0
	(Career)	.980	75	148	189	7	344	47	0
Shortstops		Pct.	G	PO	A	E	TC	DP	TP
Scott Fletcher	(1989#)	.957	89	133	201	15	349	50	0
	(Career#)	.972	812	1162	2148	96	3406	-	0
Ozzie Guillen	(1989)	.973	155	272	512	22	806	106	0
	(Career)	.975	767	1292	2398	95	3785	499	0
Steve Lyons	(1989)	1.000	3	2	1	0	3	0	0
	(Career#)	1.000	4	2	1	0	3	0	0
Third Basemen		Pct.	G	PO	A	E	TC	DP	TP
Carlton Fisk	(Career#)*	.889	7	1	7	1	9	0	0
Steve Lyons	(1989)	.895	28	16	35	6	57	3	0
	(Career#)	.936	111	133	380	35	548	50	0
Carlos Martinez	(1989)	.912	68	45	121	16	182	12	0
	(Career)	.912	83	52	154	20	226	13	0
Robin Ventura	(1989)	.962	16	17	33	2	52	2	0
	(Career)	.962	16	17	33	2	52	2	0
Jerry Willard	(1989)*	-	-	-	-	-	-	-	-
	(Career#)	.000	1	0	0	0	0	0	0
Tracy Woodson	(1989#)	1.000	1	1	0	2	0	0	0
	(Career#)	.949	87	59	109	9	177	7	0
Outfielders		Pct.	G	PO	A	E	TC	DP	TP
Daryl Boston	(1989)	.971	75	134	2	4	140	0	0
	(Career)	.970	432	921	21	29	971	8	0
Ivan Calderon	(1989)	.978	103	217	8	5	230	3	0
	(Career#)	.973	410	839	30	24	893	7	0
Carlton Fisk	(Career#)*	.957	41	84	5	4	93	0	0
Dave Gallagher	(1989)	.993	160	390	8	3	401	4	0
	(Career#)	.994	269	652	14	4	670	8	0
Lance Johnson	(1989)	.983	45	113	0	2	115	0	0
	(Career#)	.971	101	203	1	6	210	0	0
Ron Kittle	(1989)	1.000	5	8	1	0	9	0	0
	(Career#)	.974	353	602	28	17	648	2	0
Steve Lyons	(1989)	1.000	20	24	0	0	24	0	0
	(Career#)	.974	253	523	12	14	549	3	0
Carlos Martinez	(1989)	.913	10	21	0	2	23	0	0
	(Career)	.913	10	21	0	2	23	0	0
Dan Pasqua	(1989)	.993	66	149	3	1	153	2	0
	(Career#)	.992	370	759	17	6	782	5	0
Sammy Sosa	(1989#)	.960	52	94	2	4	100	0	0
	(Career#)	.960	52	94	2	4	100	0	0
Pitchers		Pct.	G	PO	A	E	TC	DP	TP
John Davis	(1989)	1.000	4	0	1	0	1	0	0
	(Career#)	.923	65	10	14	2	26	0	0
Greg Hibbard	(1989)	1.000	23	5	27	0	32	4	0
	(Career)	1.000	23	5	27	0	32	4	0
Shawn Hillegas	(1989)	.857	50	5	13	3	21	1	0
	(Career#)	.894	79	19	23	5	47	1	0
Barry Jones	(1989)	.833	22	1	9	2	12	1	0
	(Career#)	.891	139	14	35	6	55	7	0
Eric King	(1989)	.921	25	15	20	3	38	2	0
	(Career#)	.944	136	52	65	7	124	5	0
Bill Long	(1989)	1.000	30	9	15	0	24	0	0
	(Career)	.971	110	32	68	3	103	2	0
Tom McCarthy	(1989)	1.000	31	4	13	0	17	2	0
	(Career#)	1.000	40	6	16	0	22	2	0
Jack McDowell	(1989)*	-	-	-	-	-	-	-	-
	(Career)	.875	30	13	22	5	40	1	0
Donn Pall	(1989)	.857	53	5	7	2	14	0	0
	(Career)	.917	70	9	13	2	24	1	0
Ken Patterson	(1989)	1.000	50	3	4	0	7	1	0
	(Career)	1.000	59	4	6	0	10	1	0

Pitchers		Pct.	G	PO	A	E	TC	DP	TP
Melido Perez	(1989)	.966	31	9	19	1	29	3	0
	(Career#)	.947	66	17	37	3	57	4	0
Adam Peterson	(1989)	.500	3	1	0	1	2	0	0
	(Career)	.500	6	2	0	2	4	0	0
Steve Rosenberg	(1989)	.903	38	8	20	3	31	5	0
	(Career)	.919	71	8	26	3	37	5	0
Jose Segura	(1989)	1.000	7	0	2	0	2	0	0
	(Career)	1.000	11	0	5	0	5	0	0
Bobby Thigpen	(1989)	1.000	61	7	7	0	14	0	0
	(Career)	.967	200	22	36	2	60	4	0

#Includes statistics with other clubs.

*Did not play the position in 1989.

HITTING STREAKS

CURRENT ROSTER (10 OR MORE GAMES)

Scott Fletcher - 19 Games, 1986 (July 10-July 23)

Carlton Fisk - 18 games, 1976 (August 22-September 9)

Ozzie Guillen - 18 games, 1989 (July 5-28)

Dave Gallagher - 14 games, 1989 (April 6-21)

Ivan Calderon - 14 games, 1989 (May 5-21)

Greg Walker - 14 games, 1984 (August 30-September 12)

Ron Kittle - 12 games, 1989 (May 1-14)


Dan Pasqua - 12 games, 1986 (August 9-23)

Steve Lyons - 11 games, 1986 (May 11-25)

ATTENDANCE NOTES

	Dates	Attendance	Average
Home	78	1,045,651	13,406
Road	80	2,082,101	26,026
Total	158	3,127,752	19,796

HISTORY



White Sox Hall of Famer pitcher Red Faber.

FRANCHISE HISTORY

Comiskey and Chicago. Three generations. One hundred years of tradition. The White Sox. The team remains on the South Side today as a testament to the Comiskey Legacy.

Like many other poor and broken victims of the Irish Potato Famine, John Comiskey moved his worldly belongings to Chicago in 1848. He soon distinguished himself in municipal government, first as County Clerk, then later as Democratic Alderman from the old tenth ward. His son Charles was born in 1859, and was later apprenticed to a plumber. John Comiskey, like other men of his generation, believed there was not much good in this street game called baseball. Fortunately, his son had other ideas.

After knocking around the city leagues for a while, playing with the Libertys, Pastimes and Mutuals, young Comiskey took over the first base duties for Chris von der Ahe's St. Louis Browns in the renegade American Association. This upstart league was one of several interlopers challenging the National League for baseball supremacy in the 1880's. The Browns were a rough and tumble outfit, and the owner an eccentric millionaire. But they set the baseball world on its ear when they defeated Cap Anson's 1886 White Stockings in the precursor of the modern World Series. Comiskey left St. Louis in 1890 to captain the Chicago entry in the newly formed Player's League. However, the venture was doomed to failure, and Comiskey appeared to be at the end of his baseball rope when Byron Bancroft Johnson came calling.

Comiskey was persuaded to invest his meager savings in a new eight-team circuit known as the Western League. Its member teams included Toledo, Kansas City, Minneapolis, Grand Rapids, Detroit, Indianapolis and Sioux City. For reasons that are unclear, Comiskey decided to purchase the ailing Sioux City club and transfer it to St. Paul, where a spirited rivalry would develop with Minneapolis. The team became known as the Saints, and they finished in the first division of the Western League in four of the five years of Comiskey's stewardship.

The prosperous Western League attracted the attention of the National League moguls. In a brazen attempt to gain autonomy in the Chicago marketplace, Chicago Cub (nee White Stockings) owner James Hart attempted to purchase a franchise to use as a "farm." Johnson would have none of it, for he had designs on the Chicago territory himself.

The American League was actually born in a smoke-filled room in the old Great Northern Hotel over the winter of 1899-1900. Comiskey maneuvered Hart into a corner, and secured a promise from the Cub magnate that he would not interfere or block the transfer of the Saints to Chicago. (By terms of existing trade agreements, the Western League was subordinated to the Nationals.) In return, Hart insisted that the team locate south of 35th Street, and refrain from using the name of Chicago in its dealings. Comiskey acceded to this timid request, but discreetly told reporters that his team would be called the "White Stockings." Nothing had been stipulated about nicknames.

In their first year the nameless White Stockings won the pennant, but they had no one to play in the post-season. Veterans, rookies and other assorted misfits filled out the roster. The fans enjoyed the hustling, if not always polished, style of this club. It was reflected in the attendance.

Flushed with success, Ban Johnson called off all bets and declared his American League to be the second major league. Instead of sacrificing his players to the N.L. draft, Johnson instructed his owners to raid their franchises for top stars. Comiskey recruited Jimmy Callahan, Sandow Mertes and Clark Griffith from the Cubs. The 1901 Sox inaugurated the "official" American League with a second straight pennant. Adding insult to injury was the presence of the "Old Fox," Clark Griffith, who managed the 1901 edition.

Griffith departed the Sox after the 1902 season to accept the managerial reins of the New York Highlanders. Comiskey appointed Jimmy Callahan to guide the club. Callahan was like a prodigal son to Comiskey. He suspended the recalcitrant outfielder at least a half-dozen times for various offenses, but each time Callahan was welcomed back into the fold. But he had little to work

(Franchise History continued)

with in 1903. The team was bereft of talent, and Comiskey was compelled to demote Jimmy in favor of Fielder Allison Jones who had patrolled center field. Jones was a fiery innovator who delivered immediate results. Credited with inventing the "motion" infield and "body twist" slide, Jones fashioned a style of play that would characterize White Sox seasons for the next 60 or so years.

The Jonesmen defined the "Hitless Wonders" era. A total reliance on pitching, defense and speed kept the Sox in contention until the last week of the season from 1904 through 1908. These were years of glory on the south side, where the franchise was interwoven into the fabric of the community and the lives of the Irish immigrants who lived there. Guiding an injury-riddled club with virtually no hitting, Jones captured the only all-Chicago World Series in 1906. His powerful crosstown rivals won 116 games that year. The White Sox were fortunate to win 93, which included a 19-game streak that ultimately put them over the top. It was a club laced with dissension. Jones was a stern taskmaster who frequently came to blows with his players. But he understood talent. Jones made a winner out of erratic Ed Walsh, and he took Nick Altrock and Doc White, a pair of southpaws who had been released by other teams, and inserted them into the starting rotation.

After a heart-breaking near miss in 1908, Jones stepped down to pursue other interests. The "Old Roman" soon realized that the same team minus its leader was good for about fourth place. And that's where the Sox hovered for the next five years. Not even Jimmy Callahan, resurrected from Chicago's semi-pro leagues in 1912, could interrupt this treadmill of .500 baseball. It wasn't until after Comiskey's celebrated World Tour of 1914 that things began to click on the south side. Buoyed by the notoriety the White Sox received while touring the capitals of Europe, the "Old Roman" returned to Chicago to commence the long-awaited rebuilding process. He supplemented a trio of talented youngsters that included Red Faber, Buck Weaver and Ray Schalk with some proven veterans, purchased at great expense from Cleveland and Philadelphia. Princeton-educated Eddie Collins quickly became a fixture at second base. Shoeless Joe Jackson, second only to Cobb as the league's premier batsman, displaced Shano Collins in left field. The stage was set for the second great epoch in Sox history, the Black Sox era.

In 1917, the White Sox won a hundred games for the only time in their history as they routed the New York Giants in the World Series. The victories came easy. There was nothing one-dimensional about this club, and it earned the plaudits of the Chicago press corps. In 1919, the Sox claimed another pennant, but they made headlines of another sort when seven of their best players and one substitute were implicated in throwing the World Series to the Cincinnati Reds. The news of a Grand Jury probe hit the newspapers on September 29, 1920, and soon a great team would be left to the ages.

The "Black Sox," as they came to be called, were acquitted in a court of law but were banished from active participation in the game by the baseball establishment. The scandal had far-reaching consequences for the team and its

1906 CHICAGO WHITE SOX



many loyal fans.

The White Sox were destined to wander the desert for the next 30 years. Comiskey attempted to rebuild his club like he always had, purchasing the top stars of the game and some choice rookies from the high minors. It had worked before. . . it would work again. For the 1921 season the "Old Roman" secured the services of Harry Hooper, future Hall of Famer. He bought the entire starting infield of the Salt Lake City team of the P.C.L. with disappointing results. Later in the decade, Willie Kamm, Ted Lyons, and Bill Cissell joined the Sox in much the same way. But for every Kamm or Luke Appling to display some flash, there was a Maurice Archdeacon or Mike Cvenegros to disappoint. The writers and the fans took pity.

But sentiment and memories of the past could not sustain Comiskey, who took a less active role in the day-to-day management of the club. The "Old Roman" passed away in October 1931, his reputation and integrity forever impugned by the events of 1919-1920.

It was a sad, undeserved fate for the old baseball pioneer. Prior to the scandal Comiskey was one of the most revered figures in Chicago. But in the intervening years his crucial role in the founding of the American League would largely be forgotten.

His son J. Louis and long-time General Manager Harry Grabiner formulated a secret plan to rebuild from the ashes. During the 1932 World Series an agreement was reached with Connie Mack to purchase three of his best players: Al Simmons, Jimmy Dykes and Mule Haas. It was a deal reminiscent of the Jackson-Collins acquisition, but still it did not solve the lingering problems.

After mixed results in 1933, Comiskey realized that trades and purchases were not enough. During the mid and late 1930's, the first White Sox farm system was developed. And by decade's end it began to bear some fruit. Luke Appling won the first of two batting titles in 1936. Cigar-smoking Jimmy Dykes took over as manager and proved why he was the best captain of the ship since Jones. Under his tutelage, Vern Kennedy, John Rigney, Bill Dietrich, and Thornton Lee proved to be capable starters behind Lyons. "Iron" Mike Kreevich and "Rip" Radcliff made the latter 1930's interesting on the south side. The third-place finish of 1936 was the highest for the ballclub since the lamented days of the Black Sox. Modest achievements to be sure, but the Comiskey family had good reason to look to the future with optimism.

The late Warren Brown once remarked in the pages of the American that if the impossible were to happen, it would, in all likelihood, happen to the White Sox. Brown's words proved to be prophetic, especially during the years following the 1936-1937 resurgence. The tragic, career-ending injury to Monty Stratton, the death of J. Lou in 1939, and the disastrous effects of World War II plunged the team into another extended period of losing. Minus the calming presence of J. Lou, the Sox front office struggles magnified the larger failures on the field. Harry Grabiner departed for Cleveland in 1945, and his successor Les O'Connor promptly got the Sox evicted from the American League. These strange circumstances resulted from the improper signing of a Chicago prep pitcher named George Zoeterman. The commissioner fined the defiant Sox G.M. \$500.00, which he refused to pay on principle. Then, for about a day, the Sox found themselves evicted from the American League until young Chuck Comiskey stepped in to pay the fine.

This was the peculiar state of affairs the Sox found themselves in when Frank Lane took over for O'Connor at the end of the 1948 season. Lane and young Comiskey struggled through 1949 and 1950 before the fruit bore harvest. The great revival was keyed by the hiring of a young genius from Waxahachie, Texas—Paul Richards. The gambling front office trio with nothing to lose and everything to gain engineered a series of trades that helped usher in the "Go-Go" era. The familiar cry around the ballyard of "C'mon, Luke!" was replaced with the now famous "Go-Go" chant which encouraged such base thieves as Minnie Minoso, Jim Rivera and Luis Aparicio.

They built the club around the spacious contours of Comiskey Park, with an accent on pitching, defense and speed. It was an uncommon style of play in that decade of lead-footed sluggers and teams that lived and died with the home run. Still, it was not enough to carry them over the top. At least not until

Al Lopez arrived on the scene at the end of the '56 season. The genial senior took a team that had played in the shadow of the mighty Yankees for most of the decade to their first pennant in 40 years.

In the 1959 World Series, the Sox speedsters were stymied by the Los Angeles Dodgers. And when it was over, there was a feeling around town that the hallmarks of an era were about to pass. During the winter, the new Sox owner Bill Veeck completed a series of trades that changed the complexion of the team. Gone were promising youngsters like Earl Battey, John Callison and John Romano. In their stead were the fading veterans, Roy Sievers and Minnie Minoso. It was a gamble that Veeck believed was worth taking. Since buying out Dorothy Comiskey's 54% of the stock in 1958, the enterprising owner entertained and delighted Sox fans with a variety of zany stunts. But the consequences of those 1960 deals haunted the club for the next two decades.

A year later, with the fortunes of the team sinking, Veeck sold the club to his long-time business associate, Arthur Allyn Jr. The Sox were added to a list of companies under the Artnell Corporation umbrella. In 1962 Chuck Comiskey followed Veeck out the door when he sold his own stock to Allyn. For the first time since the founding of the franchise the name of Comiskey was no longer a factor in policy making.

A few noteworthy trades by General Manager Edwin Short lifted the Sox to three consecutive second-place finishes. The '64 season was particularly frustrating for the Pale Hose. Despite winning their final nine games of the year, they were shaded by the Yankees on the last day of the season. Then Lopez announced his retirement after the '65 campaign. He left a veteran ballclub and a depleted farm system to Eddie Stanky, who made the best out of what he had to work with. The "Brat" nearly stole the pennant in 1967, but it wasn't to be.

The disappointing collapse in the closing days of the 1967 flag chase hastened the inevitable. In 1968, the White Sox finished out of the first division for the first time in 17 years. It wasn't so surprising. The years of neglect on the "AA" and "AAA" levels had taken their toll.

The years 1968-1970 were annus of struggle for a franchise with more than its share of misfortune. Attendance dwindled. The team lost a promising young pitcher named Paul Edmonson in a tragic automobile crash in 1969. And while the team fared miserably on its new infield astroturf, the only rumors that circulated through the press room concerned the imminent move to Milwaukee. John Allyn saved the Sox from this fate when he bought out his brother's interests after the 1969 debacle.

Bill Melton, Carlos May, and Luis Aparicio's comeback were about the only things worth cheering in 1970 when the Sox lost a club-record 106 games. With fortunes at a new low, Allyn reshuffled the deck and brought to Chicago Chuck Tanner and Roland Hemond from the California Angels farm system. In a situation not unlike that of 1948, the "braintrust" masterminded a series of deals that lifted the team to respectability in 1971. Rick Reichardt, Pat Kelly, Mike Andrews and Wilbur Wood keyed the 1971 climb.

Dick Allen's arrival in 1972 turned an otherwise decent ballclub into pennant material. The mysterious Allen was the meal ticket, and he was named Most Valuable Player on the strength of 37 home runs and 113 RBI. The team drew one million for the first time in seven years, and Tanner and Hemond walked off with front office awards.

True to the pattern of Sox history, a slump immediately followed. For reasons known only to himself, Allen jumped the team near the end of the 1974 season. The pitching was inadequate and Wilbur Wood was forced to carry the team on his back, much the same way that Ed Walsh had 60 years earlier. By 1975, the dedicated but financially strapped Allyn was forced to put the team on the block again. To his credit, John Allyn resisted offers from a group of Seattle investors in order to complete his sale to Bill Veeck, who galloped into town to save the Sox for Chicago. Veeck had high hopes, but he was hamstrung by the League due to his methods of capitalization. As a result, he was not in a position to participate in the high-stakes free agency market that was almost a prerequisite to success.

At the very least, a team needed the resources to retain its players if they were unable to sign someone else. When Richie Zisk and Oscar Gamble departed after the memorable 1977 season, it was an ominous warning that not even

Veeck could ensure a winner if the till was barren. With the middle of their lineup gutted, the 1978-1980 editions limped home in fifth place amidst the usual off-the-field controversies.

By 1980, the Sox were on the market again. This time there were interested buyers. When the League turned down a serious bid by Edward DeBartolo of Youngstown, Ohio, Veeck sold his interests to a group of investors headed by Jerry Reinsdorf of the Balcor Corporation and Eddie Einhorn of CBS Sports. With imagination and daring, the duo rebuilt the Sox in relatively short time. Carlton Fisk and Greg Luzinski provided the experience and the muscle, while youngsters like Harold Baines and LaMarr Hoyt gradually developed into stars.

As the Sox prepared to host the 50th Anniversary All-Star Game in 1983, the team surprised the experts by coasting to their first division title since the leagues were geographically realigned in 1969. In the process, the Sox established an American League record by out-distancing their nearest opponent by 20 games.

The revelry of 1983 was accompanied by a bitter playoff loss to Baltimore, a club that had been a haunting nemesis since the 1959 pennant year. In 1984, LaMarr Hoyt failed to duplicate his '83 Cy Young efforts, and the team took a dive despite holding down first place at the All-Star break. Hoyt was traded at season's end for the soon-to-be crowned-Rookie of the Year Ozzie Guillen.

However, controversy seemed to follow this club like a storm cloud. Ken Harrelson left the broadcast booth to replace Roland Hemond as General Manager. Harrelson's legacy was short-lived. After replacing Manager Tony LaRussa with Jim Fregosi, Harrelson bowed out of the picture himself. A period of retrenchment and re-evaluation followed. With an eye on upgrading the stagnant farm system, the White Sox hired Larry Himes to develop the kind of players who would carry the team forward into the 1990's.

The organization-minded Himes quietly went to work while events off the field drew attention away from the players and the game. Early in 1986, Reinsdorf and Einhorn sought assistance from the state in securing necessary funding to build a stadium to replace crumbling and antiquated Comiskey Park. When a proposed stadium site in suburban Addison was voted down in public referendum, the Mayor and the Governor stepped forward to ensure the Sox that the new park would be built across the street from its present location. The agreement that was hammered out was a perilous one, and the inertia of the state legislature through much of 1987 forced the hand of Sox owners, who for a time were courted by civic officials from St. Petersburg, Florida.

As the clock ticked down on the spring session of the General Assembly, the future of the franchise seemed dubious at best. As the eleventh hour approached, all indications pointed toward that long anticipated move out of Illinois, a fate that other ownerships had miraculously avoided on three other occasions.

The Sox fans, who had remained strangely silent during the weeks of endless speculation and debate, finally rallied to the cause. A Civic Center rally and petition drive on June 17, 1988 netted 30,000 signatures. They were presented to local legislators, who took the news down to Springfield. The grass-roots lobbying effort of two fan groups went a long way in convincing many members of the General Assembly that a vote for the stadium was in the state's best interests.

Coincidental with the 78th anniversary of the opening of the existing Comiskey Park, the money for the new Comiskey Park was approved at the stroke of midnight, June 30-July 1. When all the votes were counted, the measure passed by a margin of 30-26 in the Senate and 60-55 in the house. It was a storybook finish with a happy ending. The future of the franchise was assured on May 7, 1989, when, at last, ground was broken for the new stadium directly across the street from old Comiskey. Opening Day is set for April 1991.

Rich Lindbergh is a Chicago author, and the White Sox official team historian.

SIGNIFICANT DATES

- November 20, 1893 At a meeting held in the Grand Hotel Indianapolis, the Western League is formally organized. Charles Comiskey places in nomination the name of Ban Johnson for President of the league. The Sioux City franchise is awarded to a local businessman named H. H. Drale. A year later Comiskey's contract with the Cincinnati Redlegs expires. At the behest of Ban Johnson, Charles Comiskey purchases the Sioux City team and moves it to St. Paul.
- October 11, 1899 The American League is christened in Chicago, amidst rumors that the St. Paul club will transfer to the south side.
-
- March 21, 1900 An agreement is signed which lands the St. Paul Saints in Chicago. Ban Johnson vows not to allow the franchise to become a "farm" for the National League.
- April 2, 1900 Playing as the Chicago team for the first time, the infant White Stockings defeat the University of Illinois 10-9 in Champaign. Roy Patterson is the victor.
- April 21, 1900 The Chicago White Sox play their first game in a small wooden ballpark located at 39th and Princeton. The Sox lose to Milwaukee 5-4.
- April 22, 1900 The next day they defeat the Brewers 5-3 behind Roger Denzer.
- September 12, 1900 The White Sox clinch the 1900 pennant by defeating the Cleveland Blues 12-4 in Chicago.
- September 21, 1901 Even though they lose at Philadelphia, the White Sox win their second consecutive pennant. Chicago plays a team of A.L. All-Stars, led by Nap Lajoie, in the post-season "All-American Series." The White Sox split the four games.
- January 28, 1901 Meeting in closed door sessions in Chicago, the American League drafts a 140 game schedule and declares itself to be a second Major League. The National Agreement expired October 1, which provided Johnson with the only legal loophole he needed.
- April 24, 1901 The first "official" American League game is played in Chicago with Roy Patterson defeating Cleveland 8-2.
- September 21, 1901 Even though they lose in Philadelphia, the White Sox capture their second consecutive American League pennant. For the season they draw 354,350 fans to the tiny South Side grounds, nearly 150,000 more than their crosstown rivals. Chicago plays a team of A.L. All-Stars led by Nap Lajoie in the post-season "All American Series." The Sox split the games.
- September 20, 1902 Jimmy Callahan fires the first Sox no-hitter against the Detroit Tigers. Callahan enjoyed the distinction of hurling the first one-hitter by a Sox pitcher a year earlier.
- June 9, 1903 The White Sox are incorporated under Illinois law with \$5,000 capital.
- May 12, 1904 Ed Walsh makes his major league debut in Philadelphia, in relief of Doc White.
- June 25, 1904 Fielder Jones replaces Jimmy Callahan as manager.
- October 2, 1904 Doc White's 45 consecutive scoreless inning streak is snapped by the New York Highlanders in Chicago.
- August 23, 1906 The White Sox win their 19th successive game, downing the Washington Senators 4-1, behind pitcher Roy Patterson.
- October 14, 1906 The Sox claim the only all-Chicago World Series, defeating the Cubs 8-3 in the finale to win four of the six meetings

- October 5, 1908 Ed Walsh wins his 40th game of the season, downing Detroit 6-1. His win total remains a Chicago single-season record.
- January 19, 1909 Charles Comiskey purchases a tract of land near the corner of 35th and Shields from Roxanna Bowen, a descendant of former Chicago Mayor John Wentworth. Later that year, architect Zachary Taylor Davis is commissioned to design a spacious ballpark for the White Sox on the site.
- October 6, 1909 Davis submits his proposed ballpark design to Comiskey for approval.
-
- March 17, 1910 The cornerstone of Comiskey Park is laid on St. Patrick's Day.
- June 27, 1910 The Sox play for the last time at the 39th St. Grounds, losing to Cleveland 7-2.
- July 1, 1910 Comiskey Park opens to a packed house but the Sox lose to St. Louis 2-0.
- August 11, 1912 Hall-of-Fame catcher Ray Schalk makes his debut, collecting one single in three at-bats against Philadelphia.
- November 13, 1913 The White Sox and New York Giants begin a celebrated world-wide tour which is highlighted by a special exhibition game before King George of England.
- June 1, 1914 Red Faber begins his 20-year career with the White Sox by losing 2-1 in a 13-inning decision to the Tigers.
- August 20, 1915 The contract of "Shoeless" Joe Jackson is purchased from Cleveland for \$31,500.
- September 21, 1917 The Sox win the pennant when Red Faber defeats the Red Sox 2-1 in Boston.
- September 29, 1917 The White Sox defeat the New York Yankees to win their 100th game of the season, a feat unmatched in club history.
- October 15, 1917 Chicago wins its second (and last) World Series title by defeating the New York Giants 4-2.
-
- September 29, 1920 Eight White Sox players are suspended by Charles Comiskey for their part in the 1919 World Series fix.
- August 2, 1921 After only two hours of deliberations, the jury in the Black Sox trial returns a verdict of not-guilty, but the players were banned for life anyway by Judge Kene-saw Mountain Landis.
- April 30, 1922 Rookie pitcher Charlie Robertson hurls a perfect game at Detroit.
- July 2, 1923 Future Hall of Fame pitcher Ted Lyons, fresh off the campus of Baylor University, makes his White Sox pitching debut in relief.
- April 20, 1927 The newly-expanded Comiskey Park reopens but the Sox lose to Cleveland 5-4. The new outfield upper deck accommodates 23,200 additional fans.
-
- September 10, 1930 Rookie shortstop Luke Appling, destined for the Hall of Fame, makes his major league debut, collecting one single in four at bats against Boston.
- October 26, 1931 Charles Comiskey dies at his summer resort at Eagle River, Wisconsin, leaving an estate valued at \$1,529,707 to his son J. Louis.
- September 28, 1932 J. Louis Comiskey attempts to rebuild the White Sox by purchasing Jimmy Dykes, Al Simmons, and Mule Haas from the A's for \$150,000.
- July 6, 1933 The first All-Star game is played in Comiskey Park. The American League prevails behind Lefty Gomez.
- May 15, 1934 Jimmy Dykes replaces Lew Fonseca as Sox manager.
- July 18, 1939 J. Louis Comiskey dies at the age of 56 at the family's Eagle River Resort.

(Significant Dates continued)

- August 14, 1939 The first night game is played in Chicago at Comiskey Park before a crowd of 30,000. The Sox prevail over the Browns by a 5-2 score.
-
- February 29, 1940 A federal judge awards Grace Comiskey, J. Lou's widow, her dower rights and denies the First National Bank of Chicago a petition to seek outside bids to sell the White Sox.
- September 15, 1940 Ted Lyons Day is celebrated in Comiskey Park.
- March 4, 1941 Grace Comiskey is elected team president and her daughter, Dorothy Rigney, is appointed secretary.
- August 13, 1943 Luke Appling collects his 2,000th hit against the Red Sox.
- April 28, 1946 Ted Lyons wins his 260th (and final) game of his Major League career. It is a 4-3 decision over the Browns.
- June 8, 1947 Luke Appling Day is celebrated in Comiskey Park.
- July 5, 1947 The American League color barrier is broken in Comiskey Park when young Larry Doby is sent to pinch-hit for the Cleveland Indians.
- July 18, 1948 Pat Seerey slugs four home runs in one game at Philadelphia.
- October 4, 1948 Chuck Comiskey is appointed Vice-President of the White Sox to commence the long-awaited rebuilding process.
- October 8, 1948 Frank Lane is recruited from the Big Ten to replace Les O'Connor as General Manager.
-
- October 1, 1950 Luke Appling collects his final hit in an illustrious career that spans 20 seasons and 2,422 games, all in a White Sox uniform.
- May 1, 1951 Minnie Minoso makes his White Sox debut, thereby becoming the first black player to play for the team. In his first plate appearance, Minoso hit a home run against Vic Raschi of the Yankees. In that same game, another rookie of note--Mickey Mantle--also collected his first big league homer.
- 1951 Season The "Go-Go" era of White Sox baseball dawns as the club draws over one million customers for the first time. In May, the team wins 14 consecutive games.
- September 10, 1954 Manager Paul Richards, one of the architects of the "Go-Go" era, resigns to accept a position with the Orioles.
- April 23, 1955 The Sox establish numerous club offensive records that have yet to be broken, defeating the A's 29-6 at Kansas City on a rainy, cool day.
- December 16, 1955 Following the announcement of General Manager Frank Lane's resignation, Chuck Comiskey, grandson of the "Old Roman," and John Dungan Rigney are elevated to vice-presidents.
- October 29, 1956 Al Lopez replaces Marty Marion as manager.
- December 10, 1956 The "grand lady of baseball," Grace Comiskey, dies. Controlling interest in the White Sox is retained by her daughter, Dorothy.
- December 20, 1958 Bill Veeck and his partners gain majority control of the White Sox after a lengthy court battle with the Comiskey heirs.
- April 22, 1959 In one of the strangest games in Sox annals, the club scores 11 runs on one hit in the seventh inning against the hapless A's.
- August 21, 1959 Nellie Fox Day is celebrated at Comiskey Park.
- September 22, 1959 The Sox end a 40-year pennant drought by clinching the American League title at Cleveland. The flag is won on the strength of pitching, defense, and speed, all hallmarks of the "Go Go" era.

- June 10, 1961 Due to failing health and other considerations, Bill Veeck sells his White Sox holdings to his former business associate, Arthur Allyn, Jr. A year later, Chuck Comiskey sells his minority interest in the team to Allyn.
- July 22, 1962 Floyd Robinson collects six singles in six at-bats against Boston.
- 1963 Season Allyn announces his intention to build a private club, called the "Coach and Nine," across the street from Comiskey Park. Later, he seeks assistance from business groups to finance a new domed stadium south of Chicago's Loop. However, both projects are scrapped for lack of interest.
- November 11, 1965 Al Lopez ends his long successful run as Sox manager with the announcement of his resignation.
- 1968-69 To bolster sagging attendance, the White Sox play "home" games at County Stadium in Milwaukee against each A.L. opponent.
- 1969 Season Astro-turf is installed in the Comiskey Park infield. In 1976 it is replaced with natural grass.
- September 24, 1969 Arthur Allyn, Jr. sells the White Sox to his brother, John, thereby putting to rest speculation that the Sox will depart for Milwaukee.
-
- July 19, 1970 Luis Aparicio Day is celebrated in Comiskey Park.
- September 2, 1970 Following their worst season in history, General Manager Stu Holcomb hires Roland Hemond to re-build the franchise.
- September 30, 1971 Bill Melton becomes the first Sox player to win the A.L. home run title when he connects against Milwaukee's Bill Parsons on the last day of the season, Melton's 33rd round-tripper of the campaign.
- September 24, 1972 Dick Allen blasts his 37th home run, a club record that is equalled by Carlton Fisk in 1985.
- May 20, 1973 A Sunday doubleheader against the Twins attracts 55,555, a Comiskey Park attendance record.
- December 10, 1975 The American League owners reverse their former position and accept Bill Veeck's bid to purchase the White Sox from John Allyn.
- July 3, 1976 The Sox play Texas and lose 3-0 in the first morning game in Comiskey Park history. The first pitch was delivered at 10:30 a.m.
- 1977 The White Sox set an attendance record, as the club records a record 192 home runs. The '77 Sox eventually are affectionately dubbed the "South Side Hit-men."
- July 12, 1979 Bill Veeck's celebrated "Disco Demolition Night" results in a forfeit to the Detroit Tigers.
- August 2, 1979 Tony La Russa replaces Don Kessinger as manager.
- August 22, 1980 Bill Veeck agrees to sell the White Sox to Edward DeBartolo of Youngstown, Ohio, but the league denies the sale because of DeBartolo's racing holdings.
- January 29, 1981 Jerry Reinsdorf, in concert with friend, business associate, and law school classmate Eddie Einhorn, heads a group that purchases the club from Bill Veeck.
- July 6, 1983 Comiskey Park plays host to the golden anniversary All-Star Game 50 years to the day the initial mid-summer classic also was held at Comiskey Park. The American league prevails 13-3. Fred Lynn's grand slam is the highlight of the day.
- September 17, 1983 The Sox clinch the A.L. West Division title at Comiskey Park against Seattle, winning the division by a whopping 20 games, a major league record. A Chicago city attendance record is established as the team

(Significant Dates continued)

- surpasses two million fans.
- May 10, 1984 The Sox win the longest game in American League history 5-4 against Milwaukee at Comiskey Park. Harold Baines ends the two-day, 25-inning marathon with a home run.
- September 26, 1984 Despite a losing season, the Sox close out the year with a record attendance of 2,136,988, thereby becoming the first Chicago team to surpass the two million mark in consecutive years.
- July 1, 1985 The 75th anniversary of Comiskey Park, the nation's oldest ball park, is celebrated.
- August 4, 1985 Tom Seaver wins his 300th game in dramatic fashion before a packed house in Yankee Stadium.
- June 20, 1986 Tony LaRussa is fired as Sox manager.
- October 29, 1986 Larry Himes replaces Ken Harrelson as General Manager.
- December 5, 1986 The Illinois General Assembly passes funding legislation to build a new home for the White Sox across the street from Comiskey Park.
- July 22, 1987 Harold Baines belts a home run off of Baltimore's Mike Boddicker, which shatters Bill Melton's career team record of 154.
- October, 1987 The Illinois State Senate confirms four gubernatorial appointees to the Illinois Sports Facility Authority. The vote, in concert with the three previous mayoral appointments, finalizes formation of the body charged with the development of the new White Sox stadium.
- June 30, 1988 At the stroke of midnight, the Illinois General Assembly approves an amended stadium bill ensuring that the club will remain in Chicago. The new stadium is scheduled for a 1991 opening.
- May 7, 1989 Mayor Richard M. Daley and Governor James Thompson are among the celebrities who participate in groundbreaking ceremonies for the New Comiskey Park.
- July 17, 1989 Catcher Carlton Fisk notches his 2,000th career hit against New York at Comiskey Park.
- August 20, 1989 Following his trade to Texas, the team retires Harold Baines' uniform #3. Baines joins Frank Robinson and Phil Niekro as the only still-active players to have their uniform numbers retired.

Comiskey Park Flashback

The ballpark was built on property that belonged to the estate of former Mayor John Wentworth. Directly east of the stadium, in what is now the parking lot, stood a small wooden grandstand used by the Chicago Pirates, the city's entry into the short-lived Player's League. Charles Comiskey was the first baseman for this team in 1890.

POST-SEASON

1906 World Series

Game One, October 9 at West Side Park

White Sox	000	011	000	—	2	4	1	Winner: Altrock
Cubs	000	001	000	—	1	4	2	Loser: Brown

Game Two, October 10 at 39th Street Ground

Cubs	031	001	020	—	7	10	2	Winner: Reulbach
White Sox	000	010	000	—	1	1	2	Loser: White

Game Three, October 11 at West Side Park

White Sox	000	003	000	—	3	4	1	Winner: Walsh
Cubs	000	000	000	—	0	2	2	Loser: Pfister

Game Four, October 12 at 39th Street Grounds

Cubs	000	000	100	—	1	7	1	Winner: Brown
White Sox	000	000	000	—	0	2	2	Loser: Altrock

Game Five, October 13 at West Side Park

White Sox	102	401	000	—	8	12	6	Winner: Walsh
Cubs	300	102	000	—	6	6	0	Loser: Pfister

Game Six, October 14 at 39th Street Grounds

Cubs	100	010	001	—	3	7	0	Loser: Brown
White Sox	340	000	001	—	8	14	3	Winner: White

Sox Series Highlights: Jiggs Donahue's seventh-inning single of game two broke up Ed Reulbach's no-hitter, the only hit the Sox collected Walsh fanned 12 batters in game three George Rohe's three-run triple won the game Frank Isbell collected a record four doubles in game five Nick Altrock led all Series pitchers with a 1.00 ERA.

1917 World Series

Game One, October 6 at Comiskey Park

New York	000	010	000	—	1	7	1	Loser: Sallee
Chicago	001	100	00x	—	2	7	1	Winner: Cicotte

Game Two, October 7 at Comiskey Park

New York	020	000	000	—	2	8	1	Loser: Anderson
Chicago	020	500	00x	—	7	14	1	Winner: Faber

Game Three, October 10 at Polo Grounds

Chicago	000	000	000	—	0	5	3	Loser: Cicotte
New York	000	200	00x	—	2	8	2	Winner: Benton

Game Four, October 11 at Polo Grounds

Chicago	000	000	000	—	0	7	0	Loser: Faber
New York	000	110	12x	—	5	10	1	Winner: Schupp

Game Five, October 13 at Comiskey Park

New York	200	200	100	—	5	12	3	Loser: Sallee
Chicago	001	001	33x	—	8	14	6	Winner: Faber

Game Six, October 15 at Polo Grounds

Chicago	000	300	001	—	4	7	1	Winner: Faber
New York	000	020	000	—	2	6	3	Loser: Benton

Sox Series Highlights: Faber won a record three games, one in relief Eddie Collins paced all batters with a .409 mark Hap Felsch pounded the first White Sox home run in a World Series game in the fourth inning of game one Heinie Zimmerman chased Eddie Collins across the unguarded plate in the last game to seal the second White Sox World Series championship.

1919 World Series

Game One, October 1 at Redland Field

Chicago	010	000	000	—	1	6	1	Loser: Cicotte
Cincinnati	100	500	21x	—	9	14	1	Winner: Ruether

Game Two, October 2 at Redland Field

Chicago	000	000	200	—	2	10	1	Loser: Williams
Cincinnati	000	301	00x	—	4	4	2	Winner: Sallee

Game Three, October 3 at Comiskey Park

Cincinnati	000	000	000	—	0	3	1	Loser: Fisher
Chicago	020	100	00x	—	3	7	0	Winner: Kerr

Game Four, October 4 at Comiskey Park

Cincinnati	000	020	000	—	2	5	2	Winner: Ring
Chicago	000	000	000	—	0	3	2	Loser: Cicotte

Game Five, October 6 at Comiskey Park

Cincinnati	000	004	001	—	5	4	0	Winner: Eller
Chicago	000	000	000	—	0	3	3	Loser: Williams

Game Six, October 7 at Redland Field

Chicago	000	013	000	1	—	5	10	3	Winner: Kerr
Cincinnati	002	200	000	0	—	4	11	0	Loser: Ring

Game Seven, October 8 at Redland Field

Chicago	101	020	000	—	4	10	1	Winner: Cicotte
Cincinnati	000	001	000	—	1	7	4	Loser: Sallee

Game Eight, October 9 at Comiskey Park

Cincinnati	410	013	010	—	10	16	2	Winner: Eller
Chicago	001	000	040	—	5	10	1	Loser: Williams

Sox Series Highlights: The most infamous World Series in baseball history due to charges the White Sox "threw" the outcome to gamblers, prompting the "Black Sox" label nevertheless, "Shoeless" Joe Jackson led all hitters with a .375 average, including a home run, the second in Sox post-season play history other Black Sox who played nothing like losers included Buck Weaver (.324) and Ed Cicotte (2.91 ERA) Chick Gandil drove home the winning run in the 10th inning of game six to make a winner of Dickie Kerr, his second World Series victory.

1959 World Series

Los Angeles	000	000	000	—	0	8	3	Loser: Craig
Chicago	207	200	00x	—	11	11	0	Winner: Wynn

Game Two, October 2 at Comiskey Park

Los Angeles	000	010	300	—	4	9	1	Winner: Podres
Chicago	200	000	010	—	3	8	0	Loser: Shaw

Game Three, October 4 at the L.A. Coliseum

Chicago	000	000	010	—	1	12	0	Loser: Donovan
Los Angeles	000	000	21x	—	3	5	0	Winner: Drysdale

Game Four, October 5 at the L.A. Coliseum

Chicago	000	000	400	—	4	10	3	Loser: Staley
Los Angeles	004	000	01x	—	5	9	0	Winner: Sherry

Game Five, October 6 at the L.A. Coliseum

Chicago	000	100	000	—	1	5	0	Winner: Shaw
Los Angeles	000	000	000	—	0	9	0	Loser: Koufax

Game Six, October 8 at Comiskey Park

Los Angeles	002	600	001	—	9	13	0	Winner: Sherry
Chicago	000	300	000	—	3	6	1	Loser: Wynn

Sox Series Highlights: Ted Kluszewski smashed three home runs, two in the first game Sherm Lollar contributed another Jim Rivera's back-to-the-plate catch in the fifth game saved the day for the Sox who scored their only run on a double play the fifth game was witnessed by 92,706 fans, a record unlikely to be broken ... the Sox running game was stymied by the Dodgers, registering just two stolen bases in the Series.

1983 ALCS**Game One, October 5 at Memorial Stadium**

Chicago	001	001	000	—	2	7	0	Winner: Hoyt
Baltimore	000	000	001	—	1	5	0	Loser: McGregor

Game Two, October 6 at Memorial Stadium

Chicago	000	000	000	—	0	5	2	Loser: Bannister
Baltimore	010	102	00x	—	4	6	0	Winner: Boddicker

Game Three, October 7 at Comiskey Park

Baltimore	310	020	014	—	11	8	1	Winner: Flanagan
Chicago	010	000	000	—	1	6	1	Loser: Dotson

Game Four, October 8 at Comiskey Park

Baltimore	000	000	000	3	—	3	9	0	Winner: T. Martinez
Chicago	000	000	000	0	—	0	10	0	Loser: Burns

Sox ALCS Highlights: Rudy Law paced the Sox offense with a .389 average eventual Cy Young Award winner LaMarr Hoyt opened the series by hurling a masterpiece at Baltimore, allowing five hits and no walks while striking out four in his complete-game victory Dennis Lamp began a personal string of scoreless innings that extended into the 1985 ALCS, tossing three scoreless frames Britt Burns' heart-rendering performance in the last game is wasted.

COMISKEY PARK FACTS

Groundbreaking: February 15, 1910

Constructed: 1910

First Game: July 1, 1910, St. Louis defeated Chicago 2-0

First Night Game: August 14, 1939, Chicago defeated St. Louis 5-2

First Home Run: Lee Tannehill (White Sox), July 31, 1910 vs. Detroit
(grand slam)

Capacity: 43,951

Turf: Natural Grass

Single-Game Attendance Record: 54,215, June 19, 1953 vs. New York

Single-Season Attendance Record: 2,136,988, 1984

Doubleheader Attendance Record: 55,555, May 20, 1973 vs. Minnesota

Opening Day Attendance Record: 51,560, April 14, 1981 vs. Milwaukee

Single-Game (Day) Attendance Record: 54,215, June 19, 1953 vs. New
York

Single-Game (Night) Attendance Record: 53,940, June 8, 1951 vs. New
York

Doubleheader (Day) Attendance Record: 55,555 May 20, 1973 vs.
Minnesota

Twilight Doubleheader Attendance Record: 52,592, July 12, 1951 vs.
Boston

Four-Game Series Attendance Record: 172,264, July 29-August 1, 1983 vs.
New York

Three-Game Series Attendance Record: 144,840, August 8-10, 1960, vs.
New York

Two-Game Series Attendance Record: 84,783, August 22-23, 1977 vs.
New York

Dimensions

- Left Field Line: 347 feet
- Left Center: 382 feet
- Center Field: 409 feet
- Right Center: 382 feet
- Right Field Line: 347 feet

Outfield Wall Heights

- Left Field: 9 feet, 10 inches
- Center Field: 11 feet
- Right Field: 9 feet, 10 inches

Comiskey Park, long known for its spacious dimensions, during the inaugural All-Star Game on July 6, 1933 prior to the installation of the bullpen in center field. In its long history, only 43 home runs have reached the roof.



ROOFSHOTS

<u>Batter</u>	<u>Pitcher</u>	<u>Date</u>
Babe Ruth (N.Y.)	Tommy Thomas	August 16, 1927
Lou Gehrig (N.Y.)	Urban "Red" Faber	May 4, 1929
Jimmie Foxx (Bos.)	Bob Cain	June 16, 1936
Hank Greenberg (Det.)	Bill Dietrich	April 21, 1938
Jimmie Foxx (Bos.)	John Rigney	May 14, 1940
Ted Williams (Bos.)	John Rigney	May 7, 1941
Eddie Robinson	Al Widmar (St.L.)	April 25, 1951
Michay Mantle (N.Y.)	Billy Pierce	June 5, 1955
Ted Williams (Bos.)	Harry Byrd	July 23, 1955
Bill Skowron (N.Y.)	Billy Pierce	July 24, 1956
Minnie Minoso	Bud Daley (K.C.)	September 21, 1960
Elston Howard (N.Y.)	Ray Herbert	July 15, 1961
Dave Nicholson	Moe Drabowsky (K.C.)	May 6, 1964
Boog Powell (Balt.)	Juan Pizarro	July 18, 1966
Buddy Bradford	Tom Hall (Minn.)	April 25, 1969
Don Mincher (Oak.)	Bart Johnson	May 24, 1970
Tom Egan	Jack Brown (Wash.)	July 25, 1971
Harmon Killebrew (Minn.)	Dave Lemonds	July 1, 1973
Dick Allen	Mike Cuellar (Balt.)	May 1, 1973
Richie Zisk	Don Gullett (N.Y.)	June 4, 1977
Sal Bando (Oak.)	Wilbur Wood	August 28, 1977
*Greg Luzinski	Bryan Oelkers (Minn.)	June 26, 1983
*Greg Luzinski	Ray Fontenot (N.Y.)	August 1, 1983
*Greg Luzinski	Dennis Boyd (Bos.)	August 28, 1983
*Ron Kittle	Chris Codiroli (Oak.)	September 6, 1983
*Ron Kittle	Mike Walters (Minn.)	September 19, 1983
*Ron Kittle	Al Nipper (Bos.)	April 29, 1984
*Ron Kittle	Dave Rozema (Det.)	July 2, 1984
*Greg Luzinski	Jack Morris (Det.)	July 3, 1984
*Ruppert Jones (Det.)	Tom Seaver	July 3, 1984
*Ron Kittle	Bob Ojeda (Bos.)	August 1, 1984
*Carlton Fisk	Bob Ojeda (Bos.)	August 1, 1984
*Kirk Gibson (Det.)	Tom Seaver	May 10, 1985
*Carlton Fisk	Charlie Leibrandt (K.C.)	May 30, 1985
*Ron Kittle, Game 1	Bob Ojeda (Bos.)	August 8, 1985
*Harold Baines	Tom Filer (Tor.)	August 23, 1985
*George Bell (Tor.)	Tom Seaver	August 24, 1985
*George Bell (Tor.)	Floyd Bannister	August 25, 1985
*Brian Downing (Calif.)	Jerry Don Gleaton	September 18, 1985
*Jose Canseco (Oak.)	Joel Davis	September 22, 1985
Rob Deer (Milw.)	Tom Seaver	April 7, 1986
Larry Sheets (Balt.)	Bob James	May 9, 1987
Dan Pasqua	Frank Tanana	May 30, 1989

*Roofshots hit while home plate was moved eight feet closer to the outfield.

BLEACHER HOMERS

<u>Batter</u>	<u>Inn.</u>	<u>Pitcher</u>	<u>Date</u>
Jimmie Foxx (Bos.)	6th	Ted Lyons	May 18, 1934
Hank Greenberg (Det.)	3rd	Frank Gabler	May 27, 1938
Alex Johnson (Calif.)	6th	Billy Wynne	Sept. 9, 1970
Dick Allen	7th	Lindy McDaniel (N.Y.)	Aug. 23, 1972
Richie Zisk	8th	Dave Rozema (Det.)	May 22, 1977
Tony Armas (Bos.)	7th	Tom Seaver	April 28, 1984
George Bell (Tor.), Game 2	7th	Dave Wehrmeister	August 23, 1985

Bold indicates White Sox players

ALL-TIME ROSTER

The all-time Chicago White Sox roster contains 1,269 names.

A (38)

Abrams, Cal, OF (1956)
Ackley, Fritz, P (1963-64)
Acosta, Cy, P (1972-74)
Acosta, Jose, P (1922)
Adair, Jerry, IF (1966-68)
Adams, Bobby, IF (1955)
Adams, Doug, C (1969)
Adams, Herb, OF (1948-50)
Adkins, Grady, P (1928-29)
Agee, Tommie, OF (1965-67)
Agosto, Juan, P (1981-86)
Alcock, Scotty, IF (1914)
Allen, Dick, IF (1972-74)
Allen, Hank, IF (1972-73)
Allen, Lloyd, P (1974-75)
Allen, Neil, P (1986-87)
Almon, Bill, IF (1981-82)
Aloma, Luis, P (1950-53)
Alomar, Sandy, IF-OF (1967-69)
Altizer, Dave, OF-IF (1909)
Altrock, Nick, P (1903-09)
Alvarado, Luis, IF (1971-74)
Anderson, Harold, OF (1932)
Anderson, John, OF-IF (1908)
Anderson, Larry, P (1977)
Andrews, Mike, IF (1971-73)
Aparicio, Luis, IF (1956-62, '68-70)
Appleton, Peter, P (1940-42)
Appling, Luke, IF (1930-50)
Archdeacon, Maurice, OF (1923-25)
Arias, Rudy, P (1959)
Armbruster, Charles, C (1907)
Arrigo, Jerry, P (1970)
Ash, Ken, P (1925)
Atkinson, Bill, P (1980)
Atz, Jackie, IF-OF (1907-09)
Autry, Martin "Chick," C (1929-30)
Averill, Earl Jr., C (1960)

B (118)

Bahnsen, Stan, P (1972-75)
Baines, Harold, OF (1980-89)
Baker, Floyd, IF-OF (1945-51)
Baker, Howard, IF (1914-15)
Baker, Jesse, P (1911)
Baldwin, Dave, P (1973)
Bannister, Alan, OF-IF (1976-80)
Bannister, Floyd, P (1983-87)
Barnabe, Charles, P (1927-28)
Barnes, Emile "Red," OF (1930)
Barnes, Robert, P (1924)
Barnes, Richard, P (1982)
Barojas, Salome, P (1982-84)
Barrett, Bill, OF-IF (1923-29)
Barrios, Francisco, P (1974-81)
Barrows, Roland "Cutie," OF (1909-12)

Bartholomew, Les, P (1932)
Battey, Earl, C (1955-59)
Battle, Jim, IF (1927)
Batts, Matt, C (1954)
Baumann, Frank, P (1960-64)
Baumer, Jim, IF (1949)
Baumgarten, Ross, P (1978-81)
Beall, John, OF (1913)
Beard, Ted, OF (1957-58)
Bearden, Gene, P (1953)
Bejma, Ollie, IF (1939)
Bell, Gary, P (1969)
Bell, Kevin, IF-OF (1976-80)
Bell, Ralph, P (1912)
Bender, Charles "Chief," P (1925)
Bennett, Joe "Bugs," P (1921)
Benz, Joe, P (1911-19)
Berg, Moe, C-IF (1926-30)
Berger, Lou "Boze," IF (1937-38)
Berger, Joe, IF (1913-14)
Berghammer, Marty, IF (1911)
Bernazard, Tony, IF (1981-83)
Barran, Dennis, OF (1912)
Berry, Charles, C (1932-33)
Berry, Claude, C (1904)
Berry, Connie, IF (1953)
Berry, Ken, OF-IF (1962-70)
Biggs, Charles, P (1932)
Bischoff, John, C (1925)
Bithorn, Hi, P (1947)
Bittiger, Jeff, P (1988-89)
Black, Bill "Jigger," IF (1924)
Blackburn, Foster, P (1921)
Blackburne, Lena, IF-P (1910-12, '14-15, '27, '29)
Blackerby, George, OF (1928)
Blanco, Ossie, IF-OF (1970)
Blankenship, Homer, P (1922-23)
Blankenship, Ted, P (1922-30)
Block, Bruno, C (1910-12)
Blomberg, Ron, OF (1978)
Blue, Lu, IF (1931-32)
Bocek, Milton, OF (1933-34)
Bodie, Frank "Ping," OF-IF (1911-14)
Boken, Bob, IF (1934)
Bollo, Greg, P (1965-66)
Bonds, Bobby, OF (1978)
Bonilla, Bobby, IF-OF (1986)
Bonura, Zeke, IF (1934-37)
Booker, Buddy, C (1968)
Boone, Ike, OF (1927)
Boone, Ray, IF (1958-59)
Bordagaray, Stan "Frenchy," OF (1934)
Borgmann, Glenn, C (1980)
Borton, Bill "Babe," IF (1912-13)
Bosley, Thad, OF (1978-80)
Boston, Daryl, OF (1984-)
Bowers, Grover "Billy," OF (1949)

(All-Time Roster continued)

- Bowler, Grant, P (1931-32)
Bowles, E.J., P (1922)
Bowser, Jim "Red," OF (1910)
Boyd, Robert, IF-OF (1951, '53-54)
Boyer, Ken, IF (1967-68)
Boyles, Harry, P (1938-39)
Bradford, Buddy, OF (1966-70,
'72-76)
Bradley, Fred, P (1948-49)
Bradley, Scott, C (1986)
Bradley, Tom, P (1971-72)
Brain, David, IF (1901)
Bratchi, Fred, OF (1921)
Bravo, Angel, OF (1969)
Braxton, Garland, P (1930-31)
Breazeale, Jim, IF (1978)
Brennan, Tom, P (1984)
Brett, Ken, P (1976-77)
Breton, Jimmy, IF (1913-15)
Brice, Alan, P (1961)
Brideweser, James, IF (1955-56)
Brief, Tony "Bunny," IF (1915)
Brinkman, Chuck, C (1969-74)
Brohamer, Jack, IF (1976-77)
Brosnan, James, P (1963)
Brown, Clint, P (1936-40)
Brown, DeLos, PH (1914)
Brown, Dick, C (1960)
Brown, Hal, P (1951-52)
Brown, Joseph, P (1927)
Browne, George, OF (1910)
Bruner, Jack, P (1949-50)
Brusstar, Warren, P (1982)
Bubser, Harold, PH (1922)
Buford, Don, IF-OF (1963-67)
Burgess, Forrest "Smoky," C-PH
(1964-67)
Burke, Jimmy, IF (1901)
Burns, Bill "Sleepy," P (1909-10)
Burns, Britt, P (1978-85)
Burns, Joseph, C (1924)
Busby, Jim, OF (1950-52, '55)
Buzhardt, John, P (1962-67)
Byrd, Harry, P (1955-56)
Byrne, Jerry, P (1929)
Byrne, Robert, IF (1917)
Byrne, Tommy, P (1953)
- C (93)**
Cadore, Leon, P (1923)
Cain, Robert, P (1949-50, '54)
Cain, Merritt "Sugar," P (1936-38)
Caithamer, George, C (1934)
Calderon, Ivan, OF (1986-)
Caldwell, Earl, P (1945-48)
Callahan, Jim "Nixey," OF-P-IF
(1901-05, '11-13)
Callison, John, OF (1958-59)
Campbell, Bruce, OF (1930-32)
Cangelosi, John, OF (1985-86)
Caraway, Pat, P (1930-32)
Carey, Andy, IF (1961)
Carlos, Francisco, P (1967-69)
Carlton, Steve, P (1986)
Carnett, Ed, OF-IF-P (1944)
Carrasquel, Chico, IF (1950-55)
Carrasquel, Alex, P (1949)
Carreon, Camilo, C (1959-64)
Carroll, Clay, P (1976-77)
Cash, Norm, IF-OF (1958-59)
Castino, Vince, C (1943-45)
Castner, Paul, P (1923)
Cater, Danny, OF-IF (1965-66)
Causey, Wayne, IF (1966-68)
Cavaretta, Phil, IF-OF (1954-55)
Chakales, Robert, P (1955)
Chamberlain, William, P (1932)
Chamberlain, Joe, IF (1934)
Chapman, Ben, OF (1941)
Chappas, Harry, IF (1978-80)
Chappell, Larry, OF (1913-15)
Chase, Hal, IF-OF (1913-14)
Chelini, Italo Vincent, P (1935-
37)
Chouinard, Felix, OF-IF (1910-
11)
Chouneau, Bill "Chief," P (1910)
Christian, Robert, OF (1969-70)
Christmas, Steve, C (1984)
Christopher, Lloyd, OF (1947)
Cicotte, Eddie, P (1912-20)
Cissell, Chalmer "Bill", IF (1928-
32)
Citarella, Ralph, P (1987)
Clancy, John "Bud," IF (1924-30)
Clark, Alfred, OF-IF (1953)
Clark, Bryan, P (1986-87)
Clark, Harry "Pep," IF (1903)
Clarke, Richard, IF (1944)
Coan, Gil, OF (1955)
Cochrane, Dave, IF (1986)
Coggins, Rich, OF (1976)
Colavito, Rocky, OF (1967)
Colbern, Mike, C (1978-79)
Cole, Bert, P (1927)
Cole, Willis, OF (1909-10)
Coleman, Ray, OF (1951-52)
Collins, Eddie, IF (1915-26)
Collins, John "Shano," OF-IF
(1910-20)
Coluccio, Bob, OF (1975, '77)
Conde, Ramon, IF (1962)
Conlan, John "Jocko," OF (1934-
35)
Connally, George "Sarge," P
(1921-29)
Connelly, Bill, P (1950)
Connors, Merv, IF, (1937-38)
Consuegra, Sandalio "Sandy," P
(1953-56)
Contreras, Nardi, P (1980)
Coombs, Cecil, OF (1914)
Corey, Ed, P (1918)
Corhan, Roy, IF (1911)
Correa, Edwin, P (1985)
Cortazzo, John, PH (1923)

Courtney, Clint, C (1955)
 Courtney, Harry, P (1922)
 Covington, Wes, OF (1961)
 Cowley, Joe, P (1986)
 Cox, Ernie, P (1922)
 Cox, George, P (1928)
 Cox, Leslie, P (1926)
 Cox, William, P (1937-38)
 Crabb, James Roy, P (1912)
 Craig, Rodney, OF (1986)
 Cravath, Cliff, OF (1909)
 Crider, Jerry, P (1970)
 Crouse, Clyde "Buck," C (1923-30)
 Cruz, Henry, OF (1977-78)
 Cruz, Julio, IF (1983-86)
 Cruz, Todd, IF (1980)
 Cruz, Tommy, OF (1977)
 Cuccinello, Tony, IF (1943-45)
 Cuellar, Charlie, P (1950)
 Cullen, Tim, IF (1968)
 Culler, Dick, IF (1943)
 Cunningham, Joe, IF-OF (1962-64)
 Curtright, Guy, OF (1943-46)
 Cvengros, Mike, P (1923-25)

D (60)

Daglia, Peter, P (1932)
 Dahlke, Jerry, P (1956)
 Dal Canton, Bruce, P (1977)
 Daly, Thomas, IF (1902-03)
 Daly, Tom, OF-C-IF (1913-15)
 Danforth, Dave, P (1916-19)
 Dashiell, Wally, IF (1924)
 Davenport, Joubert, P (1921-24)
 Davis, Frank "Dixie," P (1915)
 Davis, George, IF (1902, '04-09)
 Davis, Isaac, IF (1924-25)
 Davis, Joel, P (1985-88)
Davis, John, P (1988-)
 Davis, Tommy, OF-IF (1968)
 Dawley, Bill, P (1986)
 Debusschere, Dave, P (1962-63)
 Degerick, Mike, P (1961-63)
 DeLeon, Jose, P (1986-87)
 Delhi, Lee "Flame," P (1912)
 Delsing, Jim, OF (1948, '56)
 Demaestri, Joe, IF (1951)
 Demmitt, Ray, OF (1914-15)
 Dent, Russell "Bucky," IF (1973-76)
 Dente, Sam, IF-OF (1952-53)
 Derrington, Jimmy, P (1956-57)
 DeSa, Joe, IF (1985)
 Deviveiros, Bernie, IF (1924)
 Devormer, Al, C-OF (1918)
 Diaz, Mike, IF (1988)
 Dickey, George, C (1941-42,
 '46-47)
 Dickshot, John, OF (1944-45)
 Dietrich, Bill, P (1936-46)
 Dillard, Steve, IF (1982)
 Dillinger, Robert, IF (1951)
 Dilone, Miguel, OF (1983)
 Dobbs, John, P (1924)

Dobernic, Jess, P (1939)
 Dobson, Joe, P (1951-53)
 Doby, Larry, OF (1956-59)
 Dolan, Pat, OF-IF (1903)
 Donahue, John "Jiggs," IF (1904-09)
 Donovan, Dick, P (1955-60)
 Dorish, Harry, P (1951-55)
 Dorman, Dwight "Dutch," C (1923)
 Dotson, Richard, P (1979-87, 1989)
 Dougherty, Pat, OF (1906-11)
 Dougherty, Tom, P (1904)
 Douglas, Phil, P (1912)
 Downing, Brian, C-OF-IF (1973-77)
 Drabowsky, Moe, P (1972)
 Dropo, Walt, IF (1955-58)
 Duff, Cecil, P (1922)
 Dugan, Dan, P (1928-29)
 Dundon, Gus, IF (1904-06)
 Dunkle, Davey, P (1903)
 Dupee, Frank, P (1901)
 Durham, Ed "Bull," P (1933)
 Durham, Jimmy, P (1902)
 Dybzinski, Jerry, IF (1983-84)
 Dykes, Jimmy, IF (1933-39)

E (30)

Earnshaw, George, P (1934-35)
 Easterly, Ted, C (1912-13)
 Eaves, Vallie, P (1939-40)
 Eddy, Don, P (1970-71)
 Eden, Mike, IF (1978)
 Edmondson, Paul, P (1969)
 Edwards, Jim Joe, P (1925-26)
 Edwards, Henry, OF (1952)
Edwards, Wayne, P (1989-)
 Egan, Tom, C-IF (1971-72)
 Eichrodt, Fred, OF (1931)
 Elia, Lee, IF (1966)
 Elliott, Bob, IF-OF (1953)
 Ellis, Sammy, P (1969)
 Elsh, Roy, OF-IF (1923-25)
 Embry, Charlie "Slim," P (1923)
 English, Charles, IF (1932-33)
 Ennis, Del, OF (1959)
 Enright, George, C (1976)
 Ens, Anton "Mutz," IF (1912)
 Erautt, Joseph, C (1950-51)
 Escarrega, Ernesto, P (1982)
 Esposito, Sam, IF-OF (1952, '55-63)
 Esser, Mark, P (1979)
 Essian, Jim, C-IF (1976-77, '81)
 Evans, Art "Bill," P (1932)
 Evans, Bill, P (1949)
 Evans, Rus "Red," P (1936)
 Evers, Johnny, IF (1922)
 Ewing, Sam, IF (1973, '76)

F (47)

Faber, Urban "Red," P (1914-33)
 Fain, Ferris, IF (1953-54)
 Falk, Bibb, OF (1920-28)
 Fallon, Bob, P (1985)
 Farley, Bob, IF-OF (1962)

(All-Time Roster continued)

Farmer, Ed, P (1979-81)
Farrell, Kerby, IF (1945)
Fautsch, Joe, PH (1916)
Fehring, Bill, C (1934)
Felsch, Oscar "Happy," OF
(1915-20)
Fenner, Horace, P (1921)
Fernandez, Ed, C (1946)
Ferrarese, Don, P (1960)
Fieber, Clarence, P (1932)
Fiene, Louis, P (1906-09)
Filson, Pete, P (1986)
Fireovid, Steve, P (1985)
Fischer, Carl, P (1935)
Fischer, Bill, P (1956-58)
Fisher, Eddie, P (1962-66, '72-73)
Fisher, Jack, P (1968)
Fisk, Carlton, C-OF-IF (1981-)
Flaherty, Patrick., P (1903-04)
Flanigan, Thomas, P (1954)
Flannery, John, IF (1977)
Flaskamper, Ray, IF (1927)
Fletcher, Scott, IF (1983-85, '89-)
Foley, Marv, C-IF (1978-82)
Fonseca, Lew, IF-OF-P (1931-33)
Ford, Eugene, P (1938)
Foreman, August "Happy," P (1924)
Fornieles, Mike, P (1953-56)
Forster, Terry, P (1971-76)
Foster, Clarence "Pop," OF-IF
(1901)
Foster, George, OF (1986)
Fothergill, Robert, OF (1930-32)
Fournier, Jack, IF-OF (1912-17)
Fox, Nelson, IF (1950-63)
Frailing, Ken, P (1972-73)
Francona, Tito, OF (1958)
Frazier, Victor, P (1931-33, '39)
Freese, Gene, IF (1960, '65-66)
Freeze, Jake, P (1925)
French, Charles, IF-OF (1910)
French, Ray, IF (1924)
Frost, Dave, P (1977)
Funk, Elias, P (1932-33)

G (50)

Gabler, Frank, P (1938)
Gallagher, Dave, OF (1988-)
Gallivan, Phil, P (1932, '34)
Gamble, Oscar, OF (1977, '85)
Gandil, Charles "Chick," IF-OF
(1910, '17-19)
Garcia, Mike, P (1960)
Garland, Louis, P (1931)
Garr, Ralph, OF (1976-79)
Garrity, Francis, C (1938-39)
Garvin, Virgil, P (1902)
Gaston, Milton, P (1932-34)
Gates, Joe, IF (1978-79)
Gebrian, Pete, P (1947)
Geddes, Jim, P (1972-73)
Gerlach, John, IF (1938-39)
Gettel, Allen, P (1948-49)

Gick, George, P (1937-38)
Gilbert, Mark, OF (1985)
Giles, Brian, IF (1986)
Gillenwater, Claral, P (1923)
Gillespie, Robert, P (1947-48)
Ginsberg, Joe, C (1960-61)
Gleason, Bill "Kid" IF (1912)
Gleaton, Jerry Don, P (1984-85)
Gogolewski, Bill, P (1975)
Goldsberry, Gordon, IF-OF
(1949-51)
Goletz, Stan, PH (1941)
Good, Wilbur, OF (1918)
Goodell, John, P (1928)
Goodman, Bill, IF (1958-61)
Goodwin, Jim, P (1948)
Gossage, Rich "Goose," P (1972-76)
Grabowski, John "Nig," C-IF
(1924-26)
Graham, Roy, C (1922-23)
Granger, Wayne, P (1974)
Grant, Jimmy, IF (1942-43)
Gray, Lorenzo, IF (1982-83)
Gray, Ted, P (1955)
Green, Danny, OF (1902-05)
Gregory, Paul, P (1932-33)
Griffith, Clark, P-OF (1901-02)
Grimsley, Ross, P (1951)
Grissom, Marv, P (1952)
Groth, Ernie, P (1949)
Groth, John, OF (1954-55)
Grove, Orval, P (1940-49)
Grube, Frank, C (1931-33, '35-36)
Guillen, Ozzie, IF (1985-)
Gulley, Thomas, OF (1926)
Gumpert, Randy, P (1948-51)

H (95)

Haas, Bert, IF-OF (1951)
Haas, George "Mule," OF-IF
(1933-37)
Hacker, Warren, P (1961)
Hadley, Irv "Bump," P (1932)
Haefner, Mickey, P (1949-50)
Hafey, Bud, OF (1935)
Hahn, Ed, OF (1906-10)
Haid, Hal, P (1933)
**Hairston, Jerry, PH-OF-IF
(1973-77, '81-)**
Hairston, Sam, C (1951)
Hajduk, Chester, PH (1941)
Hallett, John, P (1940-41)
Hallman, Bill, OF (1903)
Hamilton, Dave, P (1975-77)
Hamilton, Jack, P (1969)
Hamilton, Steve, P (1970)
Hamner, Ralph, P (1946)
Hancock, Fred, IF-OF (1949)
Hansen, Ron, IF (1963-69)
Hanski, Don, IF-P (1943-44)
Happenny, John, IF (1923)
Hardy, Jack, P (1989)
Hargrove, Pat, PH (1918)

Harris, Dave, OF (1930)
 Harris, Spence, OF (1925-26)
 Harrist, Earl, P (1947-48, '53)
 Harshman, Jack, P-IF (1954-57)
 Hart, Jim "Hub," C (1905-07)
 Hartman, Fred, IF (1901)
 Harvey, Ed, OF-P (1901)
 Hasbrook, Bob "Ziggy," IF
 (1916-17)
 Hassey, Ron, C (1986-87)
 Hatfield, Fred, IF (1956-57)
 Hatton, Grady, IF (1954)
 Hayes, Frank "Blimp," C (1946)
 Hayes, Jackie, IF (1932-40)
 Haynes, Joe, P (1941-48)
 Heath, Bill, C (1965)
 Heath, Spencer, P (1920)
 Heim, Val, OF (1942)
 Held, Woodie, OF-IF (1968-69)
 Hemphill, Frank, OF (1906)
 Henderson, Joe, P (1974)
 Henderson, Ken, OF (1973-75)
 Henline, Wally "Butch," C
 (1930-31)
 Henry, Frank "Dutch," P (1929-30)
 Herbert, Ray, P (1961-64)
 Hernandez, Rudy, IF (1972)
 Herring, Art "Red," P (1939)
 Herrmann, Ed, C (1967, '69-74)
 Hershberger, Mike, OF (1961-64,
 '71)
 Heving, Joe, P (1933-34)
 Heydon, Mike, C (1904)
Hibbard, Greg, P (1989-)
 Hickey, Kevin, P (1981-83)
 Hickman, Charlie "Piano Legs," IF
 (1907)
 Hicks, Jim, OF-IF (1964-66)
 Hicks, Joe, OF (1959-60)
 Higdon, Bill, OF (1949)
 Higgins, Denny, P (1966-67)
 Hill, Donnie, IF (1987-)
 Hill, Marc, C-IF (1981-86)
Hillegas, Shawn, P (1988-)
 Hinton, Rich, P (1971, '75, '78-79)
 Hoag, Myril, OF (1941-42, '44)
 Hockett, Oris, OF (1945)
 Hodapp, Johnny, OF-IF (1932)
 Hodge, Clarence "Shovel," P
 (1920-22)
 Hodgins, Ralph, OF-IF (1943-44,
 '46-48)
 Hoffman, Clarence, OF (1929)
 Hoffman, Guy, P (1979-80, '83)
 Holcombe, Ken, P (1950-52)
 Hollingsworth, Al, P (1946)
 Holmes, James "Ducky," OF
 (1903-05)
 Hooper, Harry, OF (1921-25)
 Hopkins, Gail, IF-C (1968-70)
 Hopkins, Marty, IF (1934-35)
 Horlen, Joel, P (1961-71)
 Horton, Rick, P (1988)

Hottman, Ken, OF (1971)
 Hovlik, Joe, P (1911)
 Howard, Bruce, P (1963-67)
 Howard, Fred, P (1979)
 Howell, Millard "Dixie," P
 (1955-58)
 Hoy, Bill "Dummy," OF (1901)
 Hoyt, LaMarr, P (1979-84)
 Hudson, Hal, P (1952-53)
 Huelsman, Frank, OF (1904)
 Hughes, Ed, C (1902)
 Hughes, Jim, P (1957)
 Hulett, Tim, IF (1983-87)
 Humphries, John, P (1941-45)
 Hunnefield, Bill, IF (1926-30)
 Huntz, Steve, IF (1971)
 Hutchinson, Ira, P (1933)

I (1)

Isbell, Frank, IF-OF-P-C (1901-09)

J (51)

Jackson, Charles, OF (1915)
 Jackson, "Shoeless" Joe, OF-IF
 (1915-20)
 Jackson, Ron, IF (1954-59)
 Jacobs, Elmer, P (1927)
 Jacobs, Otto, C (1918)
 Jacquez, Pat, P (1971)
 James, Bill, P (1919)
 James, Bob, P (1985-87)
 Janeski, Gerry, P (1970)
 Jasper, Harry "Hi," P (1914-15)
 Jefferson, Jesse, P (1975-76)
 Jeffries, Irving, IF (1930-31)
 Jenkins, Joe, C (1917, '19)
 Jenkins, John, IF (1922)
 Jeter, John, OF (1973)
 John, Tommy, P (1965-71)
 Johns, Pete, IF (1915)
 Johnson, Bart, P (1969-77)
 Johnson, Connie, P (1953, '55-56)
 Johnson, Darrell, C (1952)
 Johnson, Deron, IF (1975)
 Johnson, Don, P (1954)
 Johnson, Ellis, P (1912, '15)
 Johnson, Ernie, IF (1912, '21-23)
 Johnson, Johnny, P (1945)
 Johnson, L.D., C (1978)
 Johnson, Lamar, IF-OF (1974-81)
Johnson, Lance, OF (1988-)
 Johnson, Randy, OF-IF (1980)
 Johnson, Stanley, OF (1960)
 Johnston, Jimmy, OF (1911)
 Johnstone, Jay, OF (1971-72)
 Jok, Stan, IF-OF (1954-55)
 Jolley, Smead, OF (1930-32)
 Jones, Al, P (1983-85)
Jones, Barry, P (1988-)
 Jones, Bill "Tex," IF (1911)
 Jones, Charles, P (1904)
 Jones, Cleon, OF (1976)
 Jones, Davey, OF (1913)

(All-Time Roster continued)

Jones, Grover "Deacon," IF
(1962-63, '66)
Jones, Fielder, OF (1901-08)
Jones, Jake, IF (1941-42, '46-47)
Jones, Sam "Sad," P (1932-35)
Jones, Steve, P (1967)
Jordan, Tom, C (1944, '46)
Jordan, Ray "Rip," P (1912)
Josephson, Duane, C (1965-70)
Jourdan, Ted, IF (1916-18, '20)
Joyce, Mike, P (1962-63)
Judson, Howard, P (1948-52)

K (63)

Kaat, Jim, P (1973-75)
Kalin, Frank, OF (1943)
Kamm, Willie, IF (1923-31)
Kane, John, IF (1925)
Karkovice, Ron, C (1986-)
Katoll, John, P (1901-02)
Kavanaugh, Charlie "Silk," PH
(1914)
Kealey, Steve, P (1971-73)
Keedy, Pat, IF-OF (1987)
Keegan, Bob, P (1953-58)
Kell, George, IF-OF (1954-56)
Kelly, Pat, OF (1971-76)
Kelly, Al "Red," OF (1910)
Kemmerer, Russ, P (1960-62)
Kemp, Steve, OF (1982)
Kennedy, Bill, P (1952)
Kennedy, Bob, IF-OF (1939-42,
'46-48, '55-57)
Kennedy, Vern, P (1934-37)
Kenworthy, Dick, IF (1962, '64-68)
Keough, Joe, PH (1973)
Keriazakos, Gus, P (1950)
Kern, Jim P (1982-83)
Kerr, Dick, P (1919-21, '25)
Kerr, John, IF (1929-31)
Kessinger, Don, IF (1977-79)
Kiefer, Joe, P (1920)
Kimm, Bruce, C (1980)
Kimsey, Chad, P (1932-33)
Kinder, Ellis, P (1956-57)
Kinzy, Harry, P (1934)
King, Eric, P (1989-)
King, Jim, OF-C (1967)
Kirkwood, Don, P (1977)
Kirrene, Joe, IF (1950, '54)
Kittle, Ron, OF, DH (1982-86, 89-)
Klaerner, Hugo, P (1934)
Klages, Fred, P (1966-67)
Klepfer, Ed, P (1915)
Klieman, Ed, P (1949)
Klinger, Joe, OF-C-IF (1930)
Kluszewski, Ted, IF (1959-60)
Knapp, Chris, P (1975-77)
Knickerbocker, Bill, IF (1941)
Knoop, Bobby, IF (1969-70)
Knott, Jack, P (1938-40)
Kolloway, Don, IF (1940-43,
'46-49)

Koosman, Jerry, P (1981-83)
Kowalik, Fabian, P (1932)
Kozar, Al, IF (1950)
Kravec, Ken, P (1975-80)
Kreevich, Mike, OF-IF (1935-41)
Kreitz, Ralph "Red," C (1911)
Kress, Charlie, IF (1949-50)
Kress, Ralph "Red," OF-IF
(1932-33)
Kretlow, Lou, P (1950-53)
Kreutzer, Frank, P (1962-64)
Krsnich, Rocky, IF (1949, '52-53)
Kucek, Jack, P (1974-79)
Kuhel, Joe, IF (1938-43, '46-47)
Kuhn, Walter "Red," C (1912-14)
Kuntz, Rusty, OF (1979-83)
Kusnyer, Art, C (1970)
Kuzava, Robert, P (1949-50)

L (61)

LaGrow, Lerrin, P (1977-79)
Lamabe, Jack, P (1966-67)
Lamline, Fred, P (1912)
Lamp, Dennis, P (1981-83)
Landenberger, Ken, IF (1952)
Landis, Jim OF (1957-64)
Landrum, Jesse, IF (1938)
Lane, Dick, OF (1949)
Lange, Frank, P (1910-13)
LaPalmé, Paul, P (1956-57)
LaPoint, Dave, P (1987-88)
Lapp, Jack, C (1916)
Larsen, Don, P (1961)
Lary, Frank, P (1965)
Lathrop, Bill, P (1913-14)
Latman, Barry, P (1957-59)
Law, Rudy, OF (1982-85)
Law, Vance, IF (1982-84)
Lawrence, Robert, P (1924)
Lazar, Danny, P (1968-69)
Lee, Thornton, P (1937-47)
Lees, George, C (1921)
LeFlore, Ron, OF (1981-82)
Lehner, Paul, OF (1951)
Leibold, Harry "Nemo," OF
(1915-20)
Leifer, Elmer, OF (1921)
Leitner, George, P (1902)
Lemon, Chet, OF (1975-81)
Lemon, Jim, OF-IF (1963)
Lemons, Dave, P (1972)
Lenhardt, Don "Footsie," OF-IF
(1951)
Leon, Eddie, IF (1973-74)
Leopold, Rudy, P (1928)
Lepcio, Ted, IF (1961)
Leverette, Gorham "Dixie," P
(1922-24, '26)
Lindsey, Bill, C (1987)
Lindstrom, Charlie, C (1958)
Little, Bryan, IF (1985-86)
Littlefield, Dick, P (1951)
Locker, Bob, P (1965-69)

- Lodigiani, Dario, IF (1941-42, '46)
 Lolich, Ron, OF (1971)
 Lollar, Sherman, C-IF (1952-63)
 Lollar, Tim, P (1985)
Long, Bill, P (1985, '87-)
 Long, Jeoff, IF-OF (1964)
 Long, Jim, C (1922)
 Look, Dean, OF (1961)
 Lopat, Eddie, P (1944-47)
 Lord, Harry, IF-OF (1910-14)
 Lovett, Merritt "Mem.," PH (1933)
 Loviglio, Jay, IF (1981-82)
 Lowdermilk, Grover, P (1919-20)
 Lown, Omar "Turk.," P (1958-62)
 Lupien, Ulysses Tony, IF (1948)
 Luzinski, Greg, DH (1981-84)
 Lyle, Albert "Sparky.," P (1982)
 Lynn, Byrd, C (1916-20)
Lyons, Steve, IF-OF-C (1986-)
 Lyons, Ted, P-OF (1923-42, '46)
 Lyttle, Jim, OF (1972)
- M (123)**
- Mack, Frank, P (1922-23, '25)
 Madjeski, Ed, C (1934)
 Magnuson, Jim, P (1970-71)
 Magoon, George, IF (1903)
 Majeski, Hank, IF (1950-51)
 Mahoney, Bob, P (1951)
 Mallone, Jule, OF (1925)
 Malone, Eddie, C (1949-50)
 Maltzberger, Gordon, P (1943-44, '46-47)
 Manda, Carl, IF (1914)
 Mangum, Leo, P (1924-25)
 Mann, Johnny, IF (1928)
 Manrique, Fred, IF (1987- 89)
 Manuel, Mark "Moxie.," P (1908)
 Manzanillo, Ravelo, P (1988)
 Marcum, John, P (1939)
 Marlowe, Dick, P (1956)
 Marsh, Freddie, IF-OF (1953-54)
 Marshall, Willard, OF (1954-55)
 Martin, J.C., IF-C (1959-67)
 Martin, Joe, IF (1938)
 Martin, Morrie, P (1954-56)
Martinez, Carlos, IF-OF (1988-)
 Martinez, Silvio, P (1977)
 Martz, Randy, P (1983)
 Masi, Phil, C (1950-52)
 Matias, John "Pineapple.," OF-IF (1970)
 Mattick, Wally "Chick.," OF (1912-13)
 Mauldin, Mark, IF (1934)
 Maxwell, Charlie, OF-IF (1962-64)
 May, Carlos, IF-OF (1968-76)
 May, Milt, C (1979)
 Maye, Lee, OF-IF (1970-71)
 Mayer, Erskine, P (1919)
 Mayer, Wally, C-IF (1911-12, '14-15)
 McAleese, John, P (1901)
 McAnany, Jim, OF (1958-60)
 McBee, Pryor, P (1926)
 McBride, Ken, P (1959-60)
 McCabe, Dick, P (1922)
 McCall, Brian, OF (1962-63)
McCarthy, Tom, P (1988-)
 McClellan, Harvey, IF-OF (1919-24)
 McConnell, Ambrose "Amby.," IF (1910-11)
 McCormick, Mike, OF (1950)
 McCraw, Tommy, IF-OF (1963-70)
 McCurdy, Harry, C-IF (1926-28)
 McDonald, Jim, P (1956-58)
McDowell, Jack, P (1987-88)
 McFarland, Ed, C-IF (1902-07)
 McFarland, Herm, OF (1901-02)
 McGhee, Ed, OF (1950, '54-55)
 McGlothen, Lynn, P (1981)
 McGlothlin, Jim, P (1973)
 McGuire, Tom, P (1919)
 McIlwain, Stover, P (1957-58)
 McIntyre, Matty, OF (11-12)
 McKain, Harold, P (1929-32)
 McKeon, Joel, P (1986-87)
 McKinney, Rich, IF-OF (1970-71)
 McLarry, Howard "Polly.," IF (1912, '15)
 McLish, Cal, P (1961)
 McMackin, Sam, P (1902)
 McMahan, Don, P (1967-68)
 McMullin, Fred, IF (1916-20)
 McNair, Eric "Boob.," IF (1939-40)
 McNertney, Jerry, C (1964-68)
 McWeeney, Doug, P (1921-22, '24)
 Mele, Sam, OF-IF (1952-53)
 Meloan, Paul "Mollie.," OF (1910-11)
 Melton, Bill, IF-OF (1968-75)
 Merriman, Lloyd, OF (1955)
 Mertes, Sam, IF-OF-C (1901-02)
Merullo, Matt, C (1989-)
 Messenger, Bobby, OF (1909-11)
 Metkovich, George "Catfish.," OF (1949)
 Metzger, Bill, IF (1944)
 Metzler, Alex, OF (1927-30)
 Meyer, Billy, C (1913)
 Meyer, George, IF (1938)
 Michaels, Cass, IF-OF (1943-50, '54)
 Michaelson, John, P (1921)
 Miller, Bob, P (1970)
 Miller, Frank, P (1913)
 Miller, Walter "Jake.," P (1933)
 Minoso, Orestes "Minnie.," OF-IF (1951-57, '60-61, '64, '76, '80)
 Miranda, Willie, IF (1952)
 Mitchell, Roy, P (1918)
 Mogridge, George, P (1911-12)
 Molinaro, Bobby, OF (1977-78, '80-81)
 Moloney, Rich, P (1970)
 Monroe, Larry, P (1976)

(All-Time Roster continued)

Montcaugudo, Aurelio, P (1967)
Moore, Barry, P (1970)
Moore, Jim OF (1930)
Moore, Jimmy, P (1930-32)
Moore, Alvin "Junior," OF-IF
(1978-80)
Moore, Randy, OF (1927-28)
Moore, Ray, P (1958-60)
Morales, Rich, IF-OF (1967-73)
Moran, Carl "Bugs," P (1974)
Morehart, Ray, IF (1924, '26)
Moriarty, George, IF (1916)
Morman, Russ, IF-OF (1986)
(1988-89)
Morrison, Jim, IF (1979-82)
Morrisey, Joseph "Jo Jo," IF (1936)
Moses, Gerry, C-IF (1975)
Moses, Wally, OF (1942-46)
Moss, Les, C (1955-58)
Mossi, Don, P (1964)
Mostil, Johnny, OF-IF (1918,
'21-29)
Moulder, Glen, P (1948)
Mueller, Bill, OF (1942, '45)
Mulleavy, Greg, IF (1930, '32)
Mullen, Charlie, IF-OF (1910-11)
Mulligan, Eddie, IF (1921-22)
Mullins, Fran, IF (1980)
Mulrennan, Dominic, P (1921)
Mura, Steve, P (1983)
Murphy, Danny, P (1969-70)
Murphy, Eddie, Of-If (1915-21)
Murray, George, P (1933)
Muser, Tony, IF-OF (1971-75)

N (26)

Nagel, Bill, IF (1945)
Nahorodny, Bill, C-IF (1977-79)
Naleway, Frank, IF (1924)
Nash, Charles "Cotton," IF (1967)
Neis, Bernie, OF (1927)
Nelson, Andy, P (1908)
Nelson, Gene, P (1984-86)
Nelson, Glenn "Rocky," IF-OF
(1951)
Nelson, Roger, P (1967)
Ness, Jack, IF (1916)
Neumeier, Dan, P (1972)
Niarhos, Gus, C (1950-51)
Nicholas, Don, OF (1952, '54)
Nichols, Reid, OF (1985-86)
Nicholson, Dave, OF (1963-65)
Nielsen, Scott, P (1987)
Nieman, Bob, OF (1955-56)
Niemann, Randy, P (1984)
Nordbrook, Tim, IF (1977)
Nordhagen, Wayne, OF-C-P
(1976-81)
Norman, Bill, OF (1931-32)
Northey, Ron, OF (1955-57)
Noyes, Wynn, P (1919)
Nyman, Chris, IF-OF (1982-83)
Nyman, Jerry, P (1968-69)

Nyman, Nyls, OF (1974-77)

O (21)

O'Brien, Syd, IF (1970)
O'Brien, Thomas "Buck," P (1913)
Odom, John "Blue Moon," P (1976)
Olmstead, Fred, P (1908-11)
O'Malley, Tom, IF (1984)
O'Neill, Bill, OF-IF (1906)
O'Neill, Emmett, P (1946)
Orengo, Joe, IF (1945)
Orta, Jorge, IF-OF (1972-79)
Ortiz, Jose, OF (1969-70)
Osborn, Dan, P (1975)
Osinski, Dan, P (1969)
Osteen, Claude, P (1975)
Ostergard, Bob "Red," IF (1921)
Ostrowski, John, OF-IF (1949-50)
O'Toole, Denny, P (1969-73)
O'Toole, Jim, P (1967)
Otten, Jim, P (1974-76)
Owen, Frank, P (1903-09)
Owen, Marv, IF (1938-39)
Owens, Frank, C (1909)

P (57)

Paciorek, Tom, IF-OF (1982-85)
Paddock, Del, IF (1912)
Pall, Donn, P (1988-)
Papai, Al, P (1955)
Papish, Frank, P (1945-48)
Parent, Freddy, IF-OF (1908-11)
Paris, Kelly, IF (1988)
Parsons, Casey, OF (1983-84)
Pasek, John, C (1934)
Pasqua, Dan, OF-IF (1988-)
Patterson, Hamilton, OF (1909)
Patterson, Ken, P (1988-)
Patterson, Reggie, P (1981)
Patterson, Roy, P (1901-07)
Pavletich, Don, C-IF (1969)
Pawlowski, John, P (1987-88)
Payne, Fred, C-Of (1909-11)
Payne, George, P (1920)
Pearson, Ike, P (1948)
Peckinpaugh, Roger, IF (1927)
Pence, Elmer, OF (1922)
Pence, Russell, P (1921)
Perconte, Jack, IF (1986)
Perez, Melido, P (1988-)
Perkovich, John, P (1950)
Perme, Len, P (1942, '46)
Perzanowski, Stan, P (1971, '74)
Peters, Gary, P (1959-69)
Peters, Oscar "Rube," P (1912)
Peterson, Adam, P (1987-)
Peterson, Carl "Buddy," IF (1955)
Phelps, Ray "Babe," P (1935-36)
Phillely, Dave, OF (1941, '46-51,
'56-57)
Phillips, John "Bubba," IF-OF
(1956-59)

Phillips, Taylor, P (1963)
Piatt, Wiley, P (1901-02)
Pierce, Billy, P (1949-61)
Pieretti, Marino, P (1948-49)
Piet, Tony, IF (1936-37)
Pilarcik, Al, OF (1961)
Pinelli, Ralph "Babe," OF (1918)
Pitlock, Lee "Skip," P (1974-75)
Pizarro, Juan, P (1961-66)
Platt, Mizel "Whitey," OF (1946)
Pollet, Howard, P (1956)
Pomorski, John, P (1934)
Porter, Irv, OF (1914)
Poser, John, P (1932)
Powell, Bob, OF (1955, '57)
Pratt, Frank, PH (1921)
Priddy, Bob, P (1968-69)
Proctor, Ed, P (1923)
Proly, Mike, P (1978-80)
Pruitt, Ron, OF-C-IF (1980)
Pryor, Greg, IF (1978-81)
Purdy, Everett, P (1926)
Purtell, Billy, IF (1908-10)

Q (6)

Qualls, Jim, OF (1972)
Qualters, Tom, P (1958)
Quillin, Lee, IF (1906-07)
Quinlan, Tom "Finners," OF (1915)
Quinn, John, P (1918)
Quirk, Jamie, C (1984)

R (66)

Radcliff, Ray "Rip," OF-IF
(1934-39)
Rader, Don, OF-IF (1913)
Ragan, Pat, P (1919)
Randall, James, IF-OF (1988)
Rapp, Earl, OF (1949)
Rath, Fred, P (1968-69)
Rath, Morrie, IF (1912-13)
Raymond, Claude, P (1959)
Redfern, George, IF (1928-29)
Redus, Gary, OF (1987-88)
Reed, Ron, P (1984)
Regan, Phil, P (1972)
Reichardt, Rick, OF-IF (1971-73)
Reilly, Barney, IF-OF (1909)
Renko, Steve, P (1977)
Rensa, Tony, C (1937-39)
Reuss, Jerry, P (1988- 89)
Reynolds, Carl, OF (1927-31)
Reynolds, Danny, IF (1945)
Rhawn, Bobby, IF (1949)
Rhyne, Hal, IF (1933)
Ribant, Dennis, P (1968)
Richard, Lee "Bee Bee," IF-OF
(1971-72, '74-75)
Rickert, Marv, OF-IF (1950)
Riddle, Johnny, C (1930)
Rigney, John, P (1937-42, '46-47)
Risberg, Charles "Swede," IF-OF

(1917-20)
Rivera, "Jungle" Jim, OF-IF
(1952-61)
Riviere, Art "Tink," P (1925)
Roberge, Bert, P (1984)
Robertson, Charles, P (1919, '22-25)
Robidoux, Billy Jo, IF (1989)
Robinson, Aaron, C (1948)
Robinson, Dewey, P (1979-81)
Robinson, Eddie, IF (1950-52)
Robinson, Floyd, OF (1960-66)
Rock, Les, IF (1936)
Rodriquez, Aurelio, IF (1982-83)
Rodriguez, Hector, IF (1952)
Rogovin, Saul, P (1951-53)
Rohe, George, IF-OF (1905-07)
Romano, Johnny, C (1958-59,
'65-66)
Romo, Vincente, P (1971-72)
Rondon, Gil, P (1979)
Roof, Phil, C (1976)
Roselli, Bob, C (1961-62)
Rosenberg, Lou, IF (1923)
Rosenberg, Steve, P (1988-)
Rosenthal, Larry, OF-IF (1936-41)
Ross, Lee "Buck," P (1941-45)
Rotblatt, Marv, P (1948, '50-51)
Roth, Frank, C (1906)
Roth, Robert "Braggo," OF-IF
(1914-15)
Rothrock, Jack, OF-IF (1932)
Rounsaville, Gene, P (1970)
Roush, Eddie, OF (1913)
Royster, Jerry, IF-OF (1987)
Rudolph, Don, P (1957-59)
Ruel, Herold "Muddy," C (1934)
Ruffing, Charlie "Red," P-OF
(1947)
Rush, Bob, P (1960)
Russell, Ewell "Reb," P-OF
(1913-19)
Russell, John, P (1921-22)
Ryal, Mark, OF (1985)
Ryan, Connie, IF (1953)
Ryan, John "Blondy," IF (1930)

S (131)

Sadowski, Bob, IF (1962)
Salas, Mark, C (1988)
Salazar, Luis, IF-OF (1985-86)
Salkeld, Bill, C (1950)
Salveson, Jack, P (1935)
Santo, Ron, IF (1974)
Sawatski, Carl, C (1954)
Sawyer, Rick, P (1975)
Scala, Jerry, OF (1948-50)
Scarbery, Randy, P (1979-80)
Scarborough, Ray, P (1950)
Schaefer, Jeff, IF (1989)
Schaffer, Jimmie, C (1965)
Schalk, Ray "Cracker," C (1912-28)
Schalk, Roy, IF (1944-45)

(All-Time Roster continued)

- Schaller, Walter "Biff," OF (1913)
Schlueter, Norm, C (1938-39)
Schmidt, Dave, P (1986)
Schreckengost, Ossee, C (1908)
Schrieber, Hank, OF (1914)
Schueler, Ron, P (1978-79)
Schultz, Webb, P (1924)
Schupp, Ferdie, P (1922)
Score, Herb, P (1960-62)
Scott, Jim "Death Valley" P (1909-17)
Scott, Everett "Deacon," IF (1926)
Scroggins, Jim, P (1913)
Searage, Ray, P (1986-87)
Seaver, Tom, P (1984-86)
Secrist, Don, P (1969-70)
Seeds, Bob, OF (1932)
Seerey, Pat, OF (1948-49)
Segura, Jose, P (1988-)
Seilheimer, Rick, C (1980)
Selph, Carey, IF (1932)
Sewell, Luke, C (1935-38)
Sharp, Bill, OF (1973-75)
Shaw, Al, C (1908)
Shaw, Bob, P (1958-61)
Shea, Merv, C (1934-37)
Sheely, Earl, IF (1921-27)
Sheely, Hollis "Bud," P (1951-53)
Shellenback, Frank, P (1918-19)
Shipley, Joe, P (1963)
Shires, Art, IF (1928-30)
Shook, Ray, PH (1916)
Shores, Bill, P (1936)
Short, Dave, OF (1940-41)
Shoun, Clyde, P (1949)
Shugart, Frank, IF (1901)
Sievers, Roy, IF-OF (1960-61)
Sigafos, Frank, IF (1929)
Silvestri, Ken, C (1939-40)
Sima, Al, P (1954)
Simmons, Al, OF (1933-35)
Simons, Mel, OF (1931-32)
Simpson, Harry, OF-IF (1959)
Sisk, Tom, P (1970)
Siwy, Jim, P (1982-84)
Sketchley, Harry "Bud," OF (1942)
Skinner, Joel, C (1983-86)
Skizas, Lou, OF (1959)
Skopec, John, P (1901)
Skowron, Bill "Moose," IF (1964-67)
Smalley, Roy, IF (1984)
Slattery, John, P (1903)
Smaza, Joe, OF (1946)
Smith, Al, OF-IF (1958-62)
Smith, Art, P (1932)
Smith, Charley, IF (1962-64)
Smith, Clarence, IF (1939-43, '46-47)
Smith, Edgar, P (1939-43, '47)
Smith, Ernie, IF (1930)
Smith, Frank, P (1904-10)
Smith, Harry, P (1912)
Smith, Robert, P (1913)
Snipes, Wyatt "Roxy," PH (1923)
Snyder, Russ, OF (1968)
Soderholm, Eric, IF (1977-79)
Solomon, Eddie, P (1982)
Solters, Julius "Moose," OF (1940-41, '43)
Sosa, Sammy, OF (1989-)
Souchock, Steve, OF-IF (1949)
Speer, Floyd, P (1943-44)
Spence, Bob, IF (1969-71)
Spencer, Jim, IF (1976-77)
Spencer, Tom, OF (1978)
Spiezio, Ed, IF (1972)
Spillner, Dan, P (1984-85)
Squires, Mike, IF-OF-C-P (1975, '77-85)
Staehle, Marv, IF (1964-67)
Staley, Gerry, P (1956-61)
Stange, Lee, P (1970)
Stanka, Joe, P (1959)
Stanton, Mike, P (1985)
Steengrafe, Milton, P (1924, '26)
Stegman, Dave, OF (1983-84)
Stein, Bill, IF-OF (1974-76)
Steinbacher, Henry, OF (1937-39)
Stephens, Gene, OF (1963-64)
Stephens, Vern, IF (1953, '55)
Stephenson, Joe, C (1947)
Stewart, Jimmy, OF-IF (1967)
Stewart, Eddie "Bud," OF (1951-54)
Stewart, Frank, P (1927)
Stillman, Royle, OF-IF (1977)
Stine, Lee, P (1934-35)
Stobbs, Chuck, P (1952)
Stoddard, Tim, P (1975)
Stone, Dean, P (1962)
Stone, Steve, P (1973, '77-78)
Stoneham, John, OF (1933)
Strahs, Dick P (1954)
Strang, Sammy, IF (1902)
Stratton, Monty, P (1934-38)
Stricklett, Elmer, P (1904)
Striker, Jake, P (1960)
Stroud, Ed, OF (1966-67, '71)
Strunk, Amos, OF-IF (1920-24)
Stumpf, George, OF (1936)
Sugden, Joe, C-IF (1901)
Sullivan, Billy Sr., C-IF-OF (1901-02, '14)
Sullivan, Billy, Jr., C-IF-OF (1931-33)
Sullivan, John, P (1919)
Surkont, Max, P (1949)
Suter, Harry "Rube," P (1909)
Sutherland, Leo, OF (1980-81)
Swanson, Evar, OF (1932-34)
Swanson, Karl, IF (1928-29)
Swentor, Augie, C (1922)
Swift, Bill, P (1943)

T (36)

Taitt, Doug, OF (1929)
Talbot, Fred, P (1963-64)
Tankersley, Leo, C (1925)
Tannehill, Lee, IF (1903-12)
Tanner, Bruce, P (1985)
Tate, Bennie, C (1930-32)
Tatum, Ken, P (1974)
Tauby, Fred, OF (1935)
Taylor, Leo, PH (1923)
Taylor, Wiley, P (1912)
Terry, Zeb, IF (1916-17)
Thigpen, Bobby, P (1986-)
Thomas, Leo, IF (1952)
Thomas, Tommy, P (1926-32)
Thompson, John, P (1921)
Thompson, Tommy, OF-IF
(1938-39)
Thurston, Hollis "Sloppy," P
(1923-26)
Tidrow, Dick, P (1983)
Tiefenthaler, Verle, P (1962)
Tietje, Les, P (1933-36)
Tipton, Joe, C (1949)
Tolleson, Wayne, IF (1986)
Torgeson, Earl, IF (1957-61)
Torrealba, Pablo, P (1978-79)
Torres, Rusty, OF (1978-79)
Touchstone, Clay, P (1945)
Towne, Jay "Babe," C (1906)
Tresh, Mike, C (1938-48)
Trosky, Hal, Jr., P (1958)
Trosky, Hal, Sr., IF (1944, '46)
Trout, Steve, P (1978-82)
Trucks, Virgil, P (1953-55)
Tucker, Thurman, OF (1942-44,
'46-47)
Turner, Jerry, OF (1981)
Turner, Tom, C (1940-44)
Twombly, Cy, P (1921)

U (4)

Uhalt, Bernie "Frenchy," OF (1934)
Uhle, Bob, P (1938)
Uhlir, Charlie, OF (1934)
Upshaw, Cecil, P (1975)

V (10)

Valentinetti, Vito, P (1954)
Vance, Joe, P (1935)
Varney, Pete, C (1973-76)
Veltman, Art, IF (1926)
Ventura, Robin, IF (1989-)
Verhoeven, John, P (1977)
Vinson, Ernie "Rube," OF (1906)
Von Kolnitz, Alfred "Fritz," IF
(1916)
Voss, Bill, OF (1965-68)
Vuckovich, Pete, P (1975-76)

W (71)

Wade, Jake, P (1942-44)
Wagner, Leon, OF (1968)

Walker, Gerry "Gee," OF (1938-39)
Walker, Greg, IF (1982-)
Wallaesa, Jack, IF-OF (1947-48)
Walsh, Ed, P (1928-30, '32)
Walsh, Ed "Big Ed," P (1904-16)
Ward, Aaron, IF (1927)
Ward, Pete, IF-OF (1963-69)
Washington, Claudell, OF (1978-79)
Washington, Sloane "George," OF
(1935-36)
Watwood, John, OF-IF (1929-32)
Way, Bob, IF (1927)
Weaver, Art, C (1908)
Weaver, Floyd, P (1970)
Weaver, George "Buck," IF
(1912-20)
Webb, Earl, OF-IF (1933)
Webb, Jim "Skeeter," IF (1940-44)
Wehde, Wilbur "Biggs," P
(1930-31)
Wehrmeister, Dave, P (1985)
Weigel, Ralph, C-OF (1948)
Weiland, Bob, P (1928-31)
Weiland, Ed, P (1940, '42)
Weis, Al, IF-OF (1962-67)
Welday, Mike, OF (1907-09)
Wells, Leo, IF (1942-46)
West, Sammy, OF (1942)
Wheeler, Don, C (1949)
White, Ed, OF (1955)
White, Guy "Doc," P-OF-IF
(1903-13)
Whitehead, John "Porkchops," P
(1935-39)
Whitman, Frank, IF (1946-48)
Widmar, Al, P (1952)
Wieneke, John, P (1921)
Wight, Bill, P (1948-50)
Wiles, Randy, P (1977)
Wilhelm, Hoyt, P (1963-68)
Wilkinson, Roy, P (1919-22)
Williams, Claude "Lefty," P
(1916-20)
Williams, Eddie, IF (1989)
Williams, Kenny, OF-IF (1986- 88)
Williams, Walt, OF-IF (1967-72)
Williamson, Al, P (1928)
Willingham, Tom "Hugh," IF
(1930)
Willis, Carl, P (1988)
Wills, Ted, P (1965)
Willoughby, Jim, P (1978)
Willson, Frank "Kid," OF
(1918, '27)
Wilson, Bill, OF (1950, '53-54)
Wilson, Bob "Red," C (1951-54)
Wilson, Jim, P (1956-58)
Wilson, Roy, P (1912-14)
Wilson, Teddy, OF-IF (1952)
Winn, Jim, P (1987)
Wirtz, Elwood "Kettle," C (1924)
Wise, Archie, P (1932)
Wolfe, Roy "Polly," OF (1912, '14)

Wolfgang, Mellie, P (1914-18)
Wood, Wilbur, P (1967-78)
Woodard, Mike, IF (1988)
Woodward, Frank, P (1923)
Wortham, Richard "Tex," P
(1978-80)
Worthington, Al, P (1960)
Wright, Ed "Ceylon," IF (1916)
Wright, Glenn, IF (1935)
Wright, Taft "Taffy," OF (1940-
42, '46-48)
Wright, Tom, OF (1952-53)
Wyatt, John "Whit," P (1933-36)
Wynn, Early "Gus," P (1958-62)
Wynne, Billy, P (1968-70)


Y (5)

Yancy, Hugh, IF (1972, '74, '76)
Yankowski, George, C (1949)
Yaryan, Clarence "Yam," C
(1921-22)
York, Rudy, IF (1947)
Young, Irv, P (1910-11)

Z (6)

Zanni, Dom, P (1962-63)
Zarilla, Al, OF (1951-52)
Zeider, Rollie, IF (1910-13)
Zernial, Gus, OF (1949-51)
Zisk, Richie, OF (1977)
Zwilling, Ed "Dutch," OF (1910)

RECORDS



Bobby Thigpen, with 91 career saves, needs seven to tie all-time White Sox leader Hoyt Wilhelm (98).

ALL-TIME RECORDS

Games Played:	13,808*
Games Won:	6,877
Games Lost:	6,840**
Games Tied:	98

*Three games ordered replayed: 1915 (1), 1939 (1), 1940 (1).

**One game forfeited before starting (1979).

Versus Current Opponents

Opponent	Years	Won	Lost	Tied	Pct.
Baltimore	1954-	251	288	4	.466
Boston	1901-	828	855	11	.492
Cleveland	1901-	859	830	17	.509
Detroit	1901-	810	879	15	.480
Milwaukee	1970-	123	120	0	.506
New York	1903-	712	938	12	.432
Toronto	1977-	69	84	0	.451
Calif./L.A.	1961-	232	228	1	.504
Kansas City	1969-	142	163	0	.466
Minnesota	1961-	202	248	2	.449
Oakland	1968-	164	167	0	.495
Seattle	1977-	93	73	0	.560
Texas	1972-	135	119	3	.531

Versus Defunct Teams

Opponent	Years	Won	Lost	Tied	Pct.
Baltimore	1901-02	25	12	2	.676
Milwaukee	1901	16	4	0	.800
St. Louis	1902-53	619	491	13	.558
Philadelphia	1901-54	589	585	6	.502
Kansas City	1955-67	166	92	0	.643
Washington	1901-60	714	585	12	.549
Washington	1961-71	109	71	0	.605
Seattle	1969	10	8	0	.555

Versus 1900 Teams (A.L. Designated A Minor League)

Club	Won	Lost	Tied	Pct.
Buffalo	11	9	0	.555
Cleveland	13	7	1	.619
Detroit	10	10	0	.500
Indianapolis	12	5	0	.706
Kansas City	7	13	0	.538
Milwaukee	12	6	1	.632
Minnesota	17	3	0	.850
Totals	82	53	2	.599

Best Single-Season Records Vs. A.L.

East Division	Year	Record
Baltimore	1954	15-7
Boston	1906	18-4
Cleveland	1941	17-5
Detroit	1920	19-3
Milwaukee	1989	10-2
New York	1908	16-6
Toronto	1977	8-3

West Division	Year	Record
Calif./L.A.	1980, '83	10-3
Kansas City	1983	9-4
Minnesota	1977	10-5
Oakland	1977	10-5
Seattle	1983	12-1
Texas	1972	14-4

Best Single-Season Records Vs. Defunct Teams

Club	Year	Record
Baltimore (1901)	1901	14-4
Milwaukee	1901	16-4
St. Louis	1915, '37, '39	18-4
Philadelphia	1909	19-3
Kansas City	1964	16-2
Washington (1901-60)	1909	19-3
Washington (1961-71)	1961, '63, '65	13-5
Seattle	1969	10-8

TEAM RECORDS

Season

Most runs: 920 (1936)
 Most hits: 1597 (1936)
 Most bases on balls: 701 (1949)
 Highest batting average: .294 (1920)
 Lowest batting average: .211 (1910)
 Most .300 hitters: 9 (1924)
 Most singles: 1199 (1936)
 Most doubles: 314 (1926)
 Most triples: 102 (1915)
 Most home runs: 192 (1977)
 Most grand slam home runs: 7 (1961)
 Most pinch hit home runs: 9 (1984)
 Highest slugging percentage: .440 (1977)
 Most RBI: 862 (1936)
 Most stolen bases: 280 (1901)
 Fewest stolen bases: 19 (1950)
 Most passed balls: 45 (1965)
 Most errors: 345 (1901)
 Most consecutive errorless games: 9 (1955, '64)
 Fewest errors: 107 (1957)
 Highest fielding average: .982 (1957, '62)
 Most double plays: 187 (1970, '74)
 Most walks issued: 628 (1934)
 Fewest walks issued: 255 (1906)
 Most strikeouts: 1023 (1985)
 Most saves: 53 (1965)
 Most shutouts: 32 (1908)
 Highest earned run average: 5.41 (1934)
 Lowest earned run average: 1.99 (1905)
 Most at bats: 5633 (1977)
 Most total bases: 2502 (1977)
 Most sacrifice flies: 63 (1977)
 Most complete games: 49 (1963)
 Best home record: 57-20 (1917)
 Best road record: 49-28 (1954)

Single-Game

Runs: 29 (A.L. record), April 23, 1955 at Kansas City
Runs (Inning): 13, 4th, September 26, 1943 vs. Washington
Hits: 29, April 23, 1955 at Kansas City
Left On Base: 18, September 28, 1974 at Oakland
Double Plays: 6, September 2, 1973 vs. Oakland
Left On Base: 18, September 28, 1974 at Oakland
Triples: 6, September 9, 1901 (second game) vs. Boston; September 17, 1920 vs. New York
Home Runs: 7, September 23, 1955 at Kansas City
Stolen Bases: 7, May 7, 1919 vs. Detroit

INDIVIDUAL RECORDS

Single-Season Batting

Most games: 163, **Greg Walker (1985)**, Don Buford (1963)
Most at bats: 649, Nellie Fox (1956)
Most runs: 135, John Mostil (1925)
Most hits: 222, Eddie Collins (1920)
Most singles: 169, Eddie Collins (1920)
Most doubles: 45, Floyd Robinson (1962)
Most triples: 21, Joe Jackson (1916)
Most home runs: 37, **Carlton Fisk (1985)**, Dick Allen (1972)
Most right-handed home runs: 37, **Carlton Fisk (1985)**, Dick Allen (1972)
Most left-handed home runs: 31, Oscar Gamble (1977)
Most right-handed Comiskey Park home runs: 27, Dick Allen (1972)
Most left-handed Comiskey Park home runs: 16, Harold Baines (1984),
Greg Walker (1984)
Most road home runs: 19, Eddie Robinson (1951)
Most rookie home runs: 35, **Ron Kittle (1983)**
Most home runs, one month: 13, Dick Allen (1972)
Most grand slam home runs: 3, Pete Ward (1964)
Most total bases: 336, Joe Jackson (1920)
Most sacrifice hits: 40, George Davis (1905)
Most sacrifice flies: 12, Minnie Minoso (1961)
Most stolen bases: 77, Rudy Law (1983)
Most times caught stealing: 29, Eddie Collins (1923)
Most bases on balls: 127, Luzerne Blue (1931)
Most strikeouts: 175, Dave Nicholson (1963)
Fewest strikeouts: 11, Nellie Fox (1958)
Most times hit by pitch: 23, Minnie Minoso (1956)
Most runs batted in: 138, Zeke Bonura (1936)
Highest batting average: .388, Luke Appling (1936)
Highest slugging percentage: .603, Dick Allen (1972)
Longest hitting streak: 27 games, Luke Appling (1936)
Grounded into most double plays: 27, Sherman Lollar (1959)
Grounded into fewest double plays: 3, Don Buford (1966-67), Tony Lupien (1948)
Most pinch hits: 21, Smoky Burgess (1966)
Most pinch hit home runs: 3, Oscar Gamble (1977), Ron Northey (1956)

Single-Season Pitching

Most games: 88, Wilbur Wood (1968)
Most games, left-hander: 88, Wilbur Wood (1968)
Most games, right-hander: 82, Eddie Fisher (1965)
Most games started: 49, Wilbur Wood (1972), Ed Walsh (1908)
Most complete games: 42, Ed Walsh (1908)

Most games finished: 62, Wilbur Wood (1970)
 Most games finished, left-hander: 62, Wilbur Wood (1970)
 Most games finished, right-hander: 60, Bob James (1985), Eddie Fisher (1965)
 Most innings: 464, Ed Walsh (1908)
 Most wins: 40, Ed Walsh (1908)
 Most wins by a rookie: 21, Ewell "Reb" Russell (1913)
 Most losses: 25, Patrick Flaherty (1903)
 Highest winning percentage: .842, Sandy Consuegra (16-3, 1954)
 Most consecutive wins: 13, LaMarr Hoyt (1983)
 Most consecutive wins at the start of a season: 9, LaMarr Hoyt (1982), Orval Grove (1943), Lefty Williams (1917)
 Most consecutive losses: 14, Howard Judson (1949)
 Most saves: **34, Bobby Thigpen (1988, '89)**
 Most bases on balls: 147, Vern Kennedy (1936)
 Most strikeouts: 269, Ed Walsh (1908)
 Most strikeouts, nine-inning game: 16, Jack Harshman (July 25, 1954)
 Most shutouts: 12, Ed Walsh (1908)
 Most 1-0 shutouts won: 5, Ewell "Reb" Russell (1913)
 Most shutouts lost: 8, Ed Walsh (1907), Patrick Flaherty (1903)
 Most 1-0 shutouts lost: 4, Billy Pierce (1955)
 Most batters faced: 1690, Ed Walsh (1908)
 Most runs: 182, Dick Kerr (1921)
 Most earned runs: 162, Dick Kerr (1921)
 Most hits: 381, Wilbur Wood (1973)
 Most hit batsmen: 16, James Scott (1909)
 Most wild pitches: 17, Tommy John (1970)
 Most home runs: 33, Billy Pierce (1958)
 Lowest earned run average: 1.52, Guy "Doc" White (1906)
 Most consecutive scoreless innings: 45, Guy "Doc" White (1904)

Career Batting

Most years: 20, Luke Appling
 Most at bats: 8857, Luke Appling
 Most runs: 1319, Luke Appling
 Most hits: 2749, Luke Appling
 Most singles: 2162, Luke Appling
 Most doubles: 440, Luke Appling
 Most triples: 104, Nellie Fox, John "Shano" Collins
 Most home runs: 186, Harold Baines
 Most right-handed home runs: **174, Carlton Fisk**
 Most left-handed home runs: 186, Harold Baines
 Most career grand slam home runs: 5, Harold Baines
 Most total bases: 3528, Luke Appling
 Most stolen bases: 368, Eddie Collins
 Most bases on balls: 1302, Luke Appling
 Most runs batted in: 1116, Luke Appling
 Most pinch hits: **87, Jerry Hairston**

Career Pitching

Most years: 21, Ted Lyons
 Most games: 669, Urban "Red" Faber
 Most innings: 4161, Ted Lyons
 Most wins: 260, Ted Lyons
 Most years with 20 or more wins: 4, Wilbur Wood, Urban "Red" Faber, Ed Walsh
 Most losses: 230, Ted Lyons
 Most consecutive wins: 15, LaMarr Hoyt (1983-84)
 Most bases on balls: 1213, Urban "Red" Faber
 Most strikeouts: 1796, Billy Pierce
 Most shutouts: 57, Ed Walsh
 Most 1-0 shutouts: 13, Ed Walsh
 Most shutout losses: 8, Ed Walsh (1907), Pat Flaherty (1903)

SINGLE-SEASON-BATTING LEADERS

Average

.388	Luke Appling	1936
.382	Joe Jackson	1920
.369	Eddie Collins	1920
.360	Eddie Collins	1923
.359	Carl Reynolds	1930
.352	Bibb Falk	1924
.351	Joe Jackson	1919
.349	Eddie Collins	1924
.348	Luke Appling	1940
.346	Eddie Collins	1925

Games

163	<i>Greg Walker</i>	1985
	Don Buford	1966
162	Jim Morrison	1980
	Ken Henderson	1974
	Ron Hansen	1965
161	<i>Dave Gallagher</i>	1989
	Harold Baines	1982
160	Harold Baines	1985
	Steve Kemp	1982
	Tommie Agee	1966
159	<i>Ozzie Guillen</i>	1986
	Nellie Fox	1961

At Bats

649	Nellie Fox	1956
648	Nellie Fox	1952
640	Harold Baines	1985
636	Jorge Orta	1976
	Nellie Fox	1955
631	Nellie Fox	1954
630	Buck Weaver	1920
629	Tommie Agee	1966
625	Luis Aparicio	1961
624	Nellie Fox	1959
	Nellie Fox	1953

Runs

135	John Mostil	1925
120	Zeke Bonura	1936
	Rip Radcliff	1936
	John Mostil	1926
	Fielder Jones	1901
119	Minnie Minoso	1954
	Lu Blue	1931
	Chick Gandil	1918
118	Eddie Collins	1915
115	Eddie Collins	1920

Hits

222	Eddie Collins	1920
218	Joe Jackson	1920
210	Buck Weaver	1920
207	Rip Radcliff	1936
204	Luke Appling	1936
202	Carl Reynolds	1930
	Joe Jackson	1916
201	Nellie Fox	1954
200	Al Simmons	1933
198	Harold Baines	1985
	Nellie Fox	1955

Extra-Base Hits

74	Joe Jackson	1920
70	Dick Allen	1972
69	Happy Felsch	1920
68	<i>Ivan Calderon</i>	1987
67	Harold Baines	1984
66	<i>Greg Walker</i>	1985
	Minnie Minoso	1954
	Floyd Robinson	1962
	Zeke Bonura	1934
	Smead Jolley	1930

Doubles

45	Floyd Robinson	1962
44	Chet Lemon	1979
43	Earl Sheely	1925
	Bibb Falk	1925
42	Luke Appling	1937
	Red Kress	1932
	Joe Jackson	1920
41	Zeke Bonura	1937
	John Mostil	1926
40	Jim Morrison	1980
	Don Kolloway	1942
	Earl Sheely	1926
	Happy Felsch	1926
	Joe Jackson	1916

Triples

21	Joe Jackson	1916
20	Joe Jackson	1920
18	Minnie Minoso	1954
	Carl Reynolds	1930
	Jack Fournier	1915
	Harry Lord	1911
17	Joe Jackson	1917
	Eddie Collins	1916
	Shano Collins	1915
	Sam Mertes	1901

Home Runs

37	<i>Carlton Fisk</i>	1985
	Dick Allen	1972
35	<i>Ron Kittle</i>	1983
33	Bill Melton	1971
	Bill Melton	1970
32	<i>Ron Kittle</i>	1984
	Greg Luzinski	1983
	Dick Allen	1974
31	Oscar Gamble	1977
30	Richie Zisk	1977

Runs Batted In

138	Zeke Bonura	1936
128	Luke Appling	1936
121	Joe Jackson	1920
119	Al Simmons	1933
117	Eddie Robinson	1951
116	Minnie Minoso	1954
115	Happy Felsch	1920
114	Smead Jolley	1930
113	Harold Baines	1985
	Dick Allen	1972

Total Bases

336	Joe Jackson	1920
329	Carl Reynolds	1930
308	Harold Baines	1984
305	Dick Allen	1972
304	Minnie Minoso	1954
303	Smead Jolley	1930
300	Happy Felsch	1920
299	Harold Baines	1985
296	Al Simmons	1934
294	Joe Kuhel	1940
	Eddie Collins	1920

Slugging Percentage

.603	Dick Allen	1972
.589	Joe Jackson	1920
.588	Oscar Gamble	1977
.584	Carl Reynolds	1930
.573	Zeke Bonura	1937
.563	Dick Allen	1974
.545	Zeke Bonura	1934
.541	Harold Baines	1984
.540	Happy Felsch	1920
.537	Roy Sievers	1961

Walks

127	Lu Blue	1931
122	Luke Appling	1935
121	Luke Appling	1949
119	Eddie Collins	1915
108	Ferris Fain	1953
105	Luke Appling	1969
102	Larry Doby	1956
101	Joe Cunningham	1962
	Cass Michaels	1949
99	Dick Allen	1972

Strikeouts

175	Dave Nicholson	1963
150	<i>Ron Kittle</i>	1983
137	<i>Ron Kittle</i>	1984
129	Tommie Agee	1967
127	Tommie Agee	1966
126	Dick Allen	1972
	Dave Nicholson	1964
120	Greg Luzinski	1982
117	Greg Luzinski	1983
	Deron Johnson	1975

Hitting Streaks (Games)

27	Luke Appling	1936
26	Guy Curtright	1943
24	Chico Carrasquel	1950
23	Minnie Minoso	1955
22	Sam Mele	1953
21	Roy Sievers	1960
20	Ken Berry	1967
	Eric McNair	1939
	Rip Radcliff	1937
	John Watwood	1930
	Eddie Collins	1916

Stolen Bases

77	Rudy Law	1983
56	Luis Aparicio	1959
	Wally Moses	1943
53	Luis Aparicio	1961
	Eddie Collins	1917
52	Gary Redus	1987
	Frank Isbell	1901
51	Don Buford	1966
	Luis Aparicio	1960
50*	John Cangelosi	1986

*A.L. rookie record

Pinch Hits

21	Smoky Burgess	1966
20	Smoky Burgess	1965
18	<i>Jerry Hairston</i>	1984
17	<i>Jerry Hairston</i>	1983
	Pete Ward	1969
15	Ron Northey	1956
14	Smead Jolley	1931
	<i>Jerry Hairston</i>	1986
	<i>Jerry Hairston</i>	1985

Pinch At Bats

66	Smoky Burgess	1966
65	Smoky Burgess	1965
62	<i>Jerry Hairston</i>	1983
60	Smoky Burgess	1967
59	<i>Jerry Hairston</i>	1984
53	<i>Jerry Hairston</i>	1985
47	<i>Jerry Hairston</i>	1982
46	<i>Jerry Hairston</i>	1986
	Pete Ward	1969

SINGLE-SEASON PITCHING LEADERS

Wins

40	Ed Walsh	1908
29	Ed Cicotte	1919
28	Ed Cicotte	1917
27	Ed Walsh	1912
	Ed Walsh	1911
	Doc White	1907
25	Red Faber	1921
	Frank Smith	1909
24	LaMarr Hoyt	1983
	Wilbur Wood	1973
	Wilbur Wood	1972
	Red Faber	1915
	Jim Scott	1915
	Ed Walsh	1907
	Nick Altrock	1905
	Clark Griffith	1901

Relief Wins

15	Eddie Fisher	1965
13	Gerry Staley	1960
	Earl Caldwell	1946
12	Wilbur Wood	1968
	Hoyt Wilhelm	1964
11	Clint Brown	1939
10	Cy Acosta	1973
	Wilbur Wood	1969
	Gordon Maltzberger	1944
9	Rich Gossage	1975

Saves

34	<i>Bobby Thigpen</i>	<i>1988, '89</i>
32	Bob James	1985
30	Ed Farmer	1980
29	Terry Forster	1972
27	Hoyt Wilhelm	1964
26	Rich Gossage	1975
25	Lerrin LaGrow	1977
24	Terry Forster	1974
22	Eddie Fisher	1966
21	Salome Barojas	1982
	Wilbur Wood	1970
	Hoyt Wilhelm	1965

Games

88	Wilbur Wood	1968
82	Eddie Fisher	1965
77	Wilbur Wood	1970
	Bob Locker	1967
76	Wilbur Wood	1969
73	Hoyt Wilhelm	1964
72	Hoyt Wilhelm	1968
70	Bob Locker	1968
69	Bob James	1985
68	<i>Bobby Thigpen</i>	<i>1988</i>
67	Gerry Staley	1958

Games Started

49	Wilbur Wood	1972
	Ed Walsh	1908
48	Wilbur Wood	1973
46	Ed Walsh	1907
42	Wilbur Wood	1974
	Stan Bahnsen	1973
	Wilbur Wood	1971
41	Stan Bahnsen	1972
	Ed Walsh	1912
	Frank Smith	1909

Complete Games

42	Ed Walsh	1908
37	Frank Smith	1909
	Ed Walsh	1907
34	Frank Owen	1904
33	Ed Walsh	1911
	Ed Walsh	1910
32	Red Faber	1921
	Ed Walsh	1912
	Frank Owen	1905
31	Red Faber	1922

Innings

464	Ed Walsh	1908
422	Ed Walsh	1907
393	Ed Walsh	1912
377	Wilbur Wood	1972
370	Ed Walsh	1910
369	Ed Walsh	1911
365	Frank Smith	1909
359	Wilbur Wood	1973
353	Red Faber	1922
347	Ed Cicotte	1917

Earned Run Average

1.27	Ed Walsh	1910
1.41	Ed Walsh	1909
1.42	Ed Walsh	1908
1.52	Doc White	1906
1.53	Ed Cicotte	1917
1.58	Ed Cicotte	1913
1.60	Ed Walsh	1907
1.71	Doc White	1904
1.72	Doc White	1909
1.76	Doc White	1905

Strikeouts

269	Ed Walsh	1908
258	Ed Walsh	1910
255	Ed Walsh	1911
254	Ed Walsh	1912
215	Gary Peters	1967
210	Wilbur Wood	1971
209	Tom Bradley	1972
206	Tom Bradley	1971
	Ed Walsh	1907
205	Gary Peters	1964

Hits Per Nine Innings

5.89	Ed Walsh	1910
6.07	Joel Horlen	1964
6.39	Ed Cicotte	1917
6.42	Eddie Fisher	1965
6.44	Frank Smith	1908
6.47	Gary Peters	1967
6.49	Ed Walsh	1909
6.57	Doc White	1906
6.63	Frank Smith	1905

Consecutive Scoreless Innings

45.0	Doc White	1904
40.2	Ed Walsh	1910
39.2	Billy Pierce	1953
37.0	Joel Horlen	1968
35.0	John Humphries	1941
33.0	Jack Harshman	1954

Shutouts

12	Ed Walsh	1908
10	Ed Walsh	1906
8	Wilbur Wood	1971
	Reb Russell	1913
	Ed Walsh	1909
7	Ray Herbert	1963
	Billy Pierce	1953
	Ed Cicotte	1917
	Jim Scott	1915
	Ed Walsh	1910
	Frank Smith	1909
	Doc White	1907
	Doc White	1906
	Doc White	1904

Winning Percentage

.842	Sandy Consuegra	1954
.806	Ed Cicotte	1919
.774	Clark Griffith	1901
.759	Richard Dotson	1983
.750	Bob Shaw	1959
	Monty Stratton	1937
	Doc White	1906
.731	Joel Horlen	1967
.727	Dick Donovan	1957
	Ed Walsh	1908

CAREER BATTING LEADERS

Games

2,422	Luke Appling
2,115	Nellie Fox
1,755	Ray Schalk
1,670	Eddie Collins
1,511	Luis Aparicio
1,379	Minnie Minoso
1,378	Harold Baines
1,358	Sherm Lollar
1,335	Shano Collins
1,254	Buck Weaver
1,170	Willie Kamm

Runs

1,319	Luke Appling
1,187	Nellie Fox
1,063	Eddie Collins
893	Minnie Minoso
791	Luis Aparicio
695	Fielder Jones
661	Harold Baines
625	Buck Weaver
618	John Mostil
579	Ray Schalk
572	Shano Collins

Average

.339	Joe Jackson
.331	Eddie Collins
.322	Carl Reynolds
.317	Zeke Bonura
.315	Bibb Falk
.312	Taffy Wright
.310	Luke Appling
	Rip Radcliff
.305	Earl Sheely
.304	Minnie Minoso

Hits

2,749	Luke Appling
2,470	Nellie Fox
2,005	Eddie Collins
1,576	Luis Aparicio
1,523	Minnie Minoso
1,498	Harold Baines
1,345	Ray Schalk
1,310	Buck Weaver
1,254	Shano Collins
1,219	Bibb Falk

Doubles

440	Luke Appling
335	Nellie Fox
267	Harold Baines
265	Eddie Collins
260	Minnie Minoso
245	Bibb Falk
242	Willie Kamm
230	Shano Collins
223	Luis Aparicio
209	John Mostil

Triples

104	Nellie Fox
	Shano Collins
102	Luke Appling
	Eddie Collins
82	John Mostil
79	Minnie Minoso
	Joe Jackson
69	Buck Weaver
66	Willie Kamm
65	Mike Kreevich

Home Runs

186	Harold Baines
174	Carlton Fisk
154	Bill Melton
135	Minnie Minoso
124	Sherm Lollar
122	Ron Kittle
113	Greg Walker
97	Pete Ward
85	Dick Allen
	Carlos May
	Al Smith

Runs Batted In

1,116	Luke Appling
819	Harold Baines
808	Minnie Minoso
803	Eddie Collins
740	Nellie Fox
631	Sherm Lollar
627	Bibb Falk
594	Ray Schalk
587	Willie Kamm
582	Earl Sheely

Total Bases

3,528	Luke Appling
3,118	Nellie Fox
2,567	Eddie Collins
2,411	Harold Baines
2,346	Minnie Minoso
2,036	Luis Aparicio
1,740	Shano Collins
1,714	Bibb Falk
1,719	Buck Weaver
1,698	Sherm Lollar

At Bats

8,857	Luke Appling
8,486	Nellie Fox
6,064	Eddie Collins
5,856	Luis Aparicio
5,304	Ray Schalk
5,191	Harold Baines
5,011	Minnie Minoso
4,810	Buck Weaver
4,787	Shano Collins
4,248	Fielder Jones

Walks

1,302	Luke Appling
965	Eddie Collins
658	Nellie Fox
	Minnie Minoso
638	Ray Schalk
569	Willie Kamm
551	Fielder Jones
525	Sherm Lollar
483	Jim Landis

Slugging Pct. (1500 AB)

.518	Zeke Bonura
.499	Carl Reynolds
.498	Joe Jackson
.480	Al Simmons
.468	Minnie Minoso
.465	Carlton Fisk
.464	Harold Baines
.453	Greg Walker
.451	Chet Lemon
.444	Al Smith
.442	Bibb Falk

Strikeouts

782	Harold Baines
608	Jim Landis
595	Bill Melton
590	Carlton Fisk
528	Luke Appling
509	Greg Walker
508	Carlos May
477	Jorge Orta
	Red Faber
450	Jim Rivera

Stolen Bases

366	Eddie Collins
318	Luis Aparicio
250	Frank Isbell
206	Fielder Jones
192	Shano Collins
179	Luke Appling
176	John Mostil
	Ray Schalk
172	Buck Weaver
171	Rudy Law/Minoso

Pinch Hits

87	<i>Jerry Hairston</i>
50	Smoky Burgess
42	Eddie Murphy
37	Walt Williams
32	Earl Torgeson
30	Sherm Lollar
27	Ralph Hodgin
26	Bud Stewart
24	Ron Northey
	Pete Ward

Extra-Base Hits

587	Luke Appling
497	Harold Baines
474	Minnie Minoso
	Nellie Fox
398	Eddie Collins
350	Shano Collins
345	Bibb Falk
333	Willie Kamm
320	Luis Aparicio
319	Sherm Lollar

20-Plus Home Run Seasons

6	Harold Baines	1987 (20)
		1986 (21)
		1985 (22)
		1984 (29)
		1983 (20)
		1982 (25)
5	Bill Melton	1974 (21)
		1973 (20)
		1971 (33)
		1970 (33)
		1969 (23)
4	<i>Carlton Fisk</i>	1987 (23)
		1985 (37)
		1984 (21)
		1983 (26)
3	<i>Greg Walker</i>	1987 (27)
		1985 (24)
		1984 (24)
3	<i>Ron Kittle</i>	1985 (26)
		1984 (32)
		1983 (35)
3	Eddie Robinson	1952 (22)
		1951 (29)
		1950 (21)

CAREER PITCHING LEADERS

Wins

260	Ted Lyons
254	Red Faber
194	Ed Walsh
186	Billy Pierce
163	Wilbur Wood
159	Doc White
158	Ed Cicotte
113	Joel Horlen
111	Jim Scott
107	Frank Smith

Relief Wins

41	Hoyt Wilhelm
32	Wilbur Wood
31	Gerry Staley
29	Clint Brown
28	Bob Locker

Losses

230	Ted Lyons
212	Red Faber
152	Billy Pierce
148	Wilbur Wood
125	Ed Walsh
123	Doc White
113	Jim Scott
	Joel Horlen
104	Thornton Lee
102	Ed Cicotte

Games

669	Red Faber
594	Ted Lyons
578	Wilbur Wood
456	Billy Pierce
426	Ed Walsh
361	Hoyt Wilhelm
	Doc White
353	Ed Cicotte
329	Joel Horlen
317	Jim Scott

Games Started

484	Ted Lyons
	Red Faber
380	Billy Pierce
312	Ed Walsh
301	Doc White
284	Joel Horlen
250	Richard Dotson
234	Wilbur Wood
232	Thornton Lee
225	Jim Scott

Complete Games

356	Ted Lyons
275	Red Faber
247	Ed Walsh
206	Doc White
183	Billy Pierce
156	Frank Smith

Shutouts

58	Ed Walsh
43	Doc White
35	Billy Pierce
30	Red Faber
28	Ed Cicotte
27	Ted Lyons
26	Jim Scott
25	Frank Smith
24	Wilbur Wood
	Reb Russell

Saves

98	Hoyt Wilhelm
91	<i>Bobby Thigpen</i>
75	Terry Forster
57	Wilbur Wood
56	Bob James
54	Ed Farmer
53	Clint Brown
48	Bob Locker
45	Turk Lown
44	Eddie Fisher

Innings

4,161	Ted Lyons
4,087	Red Faber
2,946	Ed Walsh
2,931	Billy Pierce
2,524	Wilbur Wood
2,516	Doc White
2,322	Ed Cicotte
1,917	Joel Horlen
1,888	Thornton Lee

Strikeouts

1,796	Billy Pierce
1,732	Ed Walsh
1,471	Red Faber
1,332	Wilbur Wood
1,098	Gary Peters
1,095	Doc White
1,073	Ted Lyons
1,007	Joel Horlen
961	Ed Cicotte

Walks

1,213	Red Faber
1,121	Ted Lyons
1,052	Billy Pierce
671	Wilbur Wood
637	Richard Dotson
633	Thornton Lee
609	Jim Scott
608	Ed Walsh
561	Bill Dietrich
545	Ed Smith

Earned Run Average

1.81	Ed Walsh
2.18	Frank Smith
2.24	Ed Cicotte
2.30	Doc White
2.32	Jim Scott
2.34	Reb Russell
2.40	Nick Altrock
2.42	Joe Benz
2.48	Frank Owen
2.75	Roy Patterson

Winning Percentage

.648	Lefty Williams
.615	Juan Pizarro
.609	Ed Walsh
	Dickie Kerr
.608	Ed Cicotte
.602	LaMarr Hoyt
.593	Dick Donovan
.575	Eddie Fisher
.569	Frank Smith
.564	Doc White

Relief Appearances

358	Hoyt Wilhelm
292	Wilbur Wood
271	Bob Locker
260	Gerry Staley
239	Eddie Fisher

STATISTICS BY POSITION

Games

1B	Earl Sheely	938
2B	Nellie Fox	2,098
SS	Luke Appling	2,218
3B	Willie Kamm	1,157
OF	Minnie Minoso	1,262
OF	Fielder Jones	1,158
OF	Jim Landis	1,035
C	Ray Schalk	1,721
P	Red Faber	669
RP	Hoyt Wilhelm	361
DH	Greg Luzinski	521

Hits

1B	Zeke Bonura	194	1936
2B	Eddie Collins	222	1920
SS	Luke Appling	204	1936
3B	Buck Weaver	210	1920
OF	Joe Jackson	218	1920
OF	Rip Radcliff	207	1936
OF	Carl Reynolds	202	1930
C	<i>Carlton Fisk</i>	141	1983
P	Ted Lyons	38	1930
DH	Greg Luzinski	170	1982

Doubles

1B	Earl Sheely	43	1925
2B	Jim Morrison	40	1980
	Don Kolloway		1942
SS	Luke Appling	42	1937
3B	Willie Kamm	39	1923
OF	Floyd Robinson	45	1962
OF	Chet Lemon	44	1979
OF	Bibb Falk	43	1926
C	Sherm Lollar	28	1956
P	Dixie Leverett	9	1922
DH	Harold Baines	39	1988

Home Runs

1B	Dick Allen	37	1972
2B	Jim Morrison	15	1980
SS	Ron Hansen	20	1964
3B	Bill Melton	33	1970-71
OF	Ron Kittle	35	1983
OF	Richie Zisk	30	1977
OF	Harold Baines	29	1984
	Gus Zernial	29	1950
C	Carlton Fisk	37	1985
P	Jack Harshman	6	1956
DH	Greg Luzinski	32	1983

Triples

1B	Jack Fournier	21	1916
2B	Eddie Collins	17	1916
	Sam Mertes		1901
SS	George Davis	15	1904
3B	Harry Lord	18	1911
OF	Joe Jackson	21	1916
OF	Joe Jackson	20	1920
OF	Minnie Minoso	18	1954
	Carl Reynolds		1930
C	Ray Schalk	9	1916
P	Hal McKain	4	1930
DH	Bobby Molinaro	5	1978

Runs Batted In

1B	Zeke Bonura	138	1936
2B	Sam Mertes	98	1901
SS	Luke Appling	128	1936
3B	Bill Melton	96	1970
OF	Joe Jackson	121	1920
OF	Al Simmons	119	1933
OF	Minnie Minoso	116	1954
C	Carlton Fisk	107	1985
P	Frank Smith	20	1909
DH	Greg Luzinski	102	1983

YEAR-BY-YEAR RESULTS

Year	Pos.	W-L	Pct.	GA-GB	Manager	Attendance
1901	1	83-53	.610	+4	Clark Griffith	354,350
1902	4	74-60	.552	8	Clark Griffith	337,898
1903	7	60-77	.438	30 1/2	James L. Callahan	286,183
1904	3	89-65	.578	6	Callahan-Fielder Jones	557,123
1905	2	92-60	.605	3	Fielder Jones	687,419
1906	1	93-58	.616	+3	Fielder Jones	585,202
1907	3	87-64	.576	5 1/2	Fielder Jones	667,307
1908	3	88-64	.579	1 1/2	Fielder Jones	636,096
1909	4	78-74	.513	20	William J. Sullivan	478,400
1910	6	68-85	.444	35 1/2	Hugh Duffy	552,084
1911	4	77-74	.510	24	Hugh Duffy	583,208
1912	4	78-76	.506	28	James J. Callahan	602,241
1913	5	78-74	.513	17 1/2	James J. Callahan	644,501
1914	6	70-84	.455	30	James J. Callahan	469,290
1915	3	93-61	.604	9 1/2	Clarence Rowland	539,461
1916	2	89-65	.578	2	Clarence Rowland	679,923
1917	1	100-54	.649	+9	Clarence Rowland	684-521
1918	6	57-67	.460	17	Clarence Rowland	195,081
1919	1	88-52	.629	+3 1/2	Kid Gleason	627,186
1920	2	96-58	.623	2	Kid Gleason	833,492
1921	7	62-92	.403	36 1/2	Kid Gleason	543,650
1922	5	77-77	.500	17	Kid Gleason	602,860
1923	7	69-85	.448	30	Kid Gleason	573,778
1924	8	66-87	.431	25 1/2	John Evers- Eddie Collins- John Evers	606,658
1925	5	79-75	.513	18 1/2	Eddie Collins	823,231
1926	5	81-72	.529	9 1/2	Eddie Collins	710,339
1927	5	70-83	.458	39 1/2	Ray Schalk	614,423
1928	5	77-82	.468	29	Schalk-Russ Blackburne	494,152
1929	7	59-93	.366	46	Russ Blackburne	426,795
1930	7	62-92	.403	40	Donie Bush	406,123
1931	8	56-97	.366	51 1/2	Donie Bush	403,550
1932	7	49-102	.325	56 1/2	Lew Fonseca	233,198
1933	6	67-83	.447	31	Lew Fonseca	397,789
1934	8	53-99	.349	47	Fonseca-Jimmy Dykes	236,559

(Year-by-Year Results continued)

Year	Pos.	W-L	Pct.	GA-GB	Manager	Attendance
1935	5	74-78	.487	19 1/2	Jimmy Dykes	470,281
1936	3	81-70	.536	20	Jimmy Dykes	440,810
1937	3	86-68	.588	16	Jimmy Dykes	589,245
1938	6	65-83	.439	32	Jimmy Dykes	338,278
1939	4	85-69	.552	22 1/2	Jimmy Dykes	594,104
1940	4	82-72	.532	8	Jimmy Dykes	660,336
1941	3	77-77	.500	24	Jimmy Dykes	677,077
1942	6	66-82	.466	34	Jimmy Dykes	425,734
1943	4	82-72	.532	16	Jimmy Dykes	508,962
1944	7	71-83	.461	18	Jimmy Dykes	563,539
1945	6	71-78	.477	15	Jimmy Dykes	657,981
1946	5	74-80	.481	30	Jimmy Dykes- Ted Lyons	983,403
1947	6	70-84	.455	27	Ted Lyons	876,948
1948	8	51-101	.336	44 1/2	Ted Lyons	777,844
1949	6	63-91	.409	34	Jack Onslow	937,151
1950	6	60-94	.390	38	Onslow-Red Corriden	781,330
1951	4	81-73	.526	17	Paul Richards	1,328,234
1952	3	81-73	.526	14	Paul Richards	1,231,675
1953	3	89-65	.578	11 1/2	Paul Richards	1,141,353
1954	3	94-60	.610	17	Richards-Marty Marion	1,231,629
1955	3	91-63	.591	9	Marty Marion	1,175,684
1956	3	85-69	.552	12	Marty Marion	1,000,090
1957	2	90-64	.584	8	Al Lopez	1,135,668
1958	2	82-72	.532	10	Al Lopez	797,451
1959	1	94-60	.610	+5	Al Lopez	1,423,144
1960	3	87-67	.565	10	Al Lopez	1,644,460
1961	4	86-76	.531	23	Al Lopez	1,146,019
1962	5	85-77	.525	11	Al Lopez	1,131,562
1963	2	94-68	.580	10 1/2	Al Lopez	1,158,848
1964	2	98-64	.605	1	Al Lopez	1,250,053
1965	2	95-67	.586	7	Al Lopez	1,130,519
1966	4	83-79	.512	15	Eddie Stanky	990,016
1967	4	89-73	.549	3	Eddie Stanky	985,634
1968	8T	67-95	.414	36	Stanky-Les Moss-Lopez	803,775
1969	5	68-94	.420	29	Lopez-Don Gutteridge	589,546
1970	6	56-106	.346	42	Gutteridge-Bill Adair- Chuck Tanner	495,355
1971	3	79-83	.488	22 1/2	Chuck Tanner	833,891
1972	2	87-67	.565	5 1/2	Chuck Tanner	1,186,018
1973	5	77-85	.475	17	Chuck Tanner	1,316,527
1974	4	80-80	.500	9	Chuck Tanner	1,163,596
1975	5	75-86	.466	22 1/2	Chuck Tanner	770,800
1976	6	64-97	.398	25 1/2	Paul Richards	914,945
1977	3	90-72	.556	12	Bob Lemon	1,657,135
1978	5	71-90	.441	20 1/2	Lemon-Larry Doby	1,491,100
1979	5	73-87	.456	14	Don Kessinger- Tony La Russa	1,280,702
1980	5	70-90	.438	26	Tony La Russa	1,200,365
1981	5	54-52	.509	8 1/2	Tony La Russa	946,651
1982	3	87-75	.537	6	Tony La Russa	1,567,787
1983	1	99-63	.612	+20*	Tony La Russa	2,132,821
1984	5T	74-88	.457	10	Tony La Russa	**2,136,988
1985	3	85-77	.525	6	Tony La Russa	1,669,888
1986	5	72-90	.444	20	Tony La Russa- Doug Rader- Jim Fregosi	1,424,313
1987	5	77-85	.475	8	Jim Fregosi	1,208,060
1988	5	71-90	.441	32.1/2	Jim Fregosi	1,115,525
1989	7	69-92	.429	29 1/2	Jeff Torborg	1,045,651

*American League record

**White Sox record

YEAR-BY-YEAR BATTING LEADERS

Year	Batting Average (Min. 400 ABs)	Home Runs	Runs Batted In
1901	Fielder Jones, .340	Sam Mertes, 5	Sam Mertes, 98
1902	Fielder Jones, .321	Frank Isbell, 4	George Davis, 93
1903	Danny Green, .309	Danny Green, 6	Danny Green, 62
1904	Danny Green, .265	Fielder Jones, 3	George Davis, 69
1905	John Donahue, .287	Fielder Jones, Billy Sullivan, Frank Isbell, 2	John Donahue, 76
1906	Frank Isbell, .279	Fielder Jones, Billy Sullivan, 2	George Davis, 80
1907	Pat Dougherty, .270	George Rohe, Pat Dougherty, 2	John Donahue, 68
1908	Pat Dougherty, .278	Ed Walsh, Fielder Jones, Frank Isbell, 1	Fielder Jones, 50
1909	Pat Dougherty, .285	Eddie Hahn, Dave Altizer, Pat Dougherty, Gavvy Cravath, 1	Pat Dougherty, 55
1910	Pat Dougherty, .248	Chick Gandil, 2	Pat Dougherty, 43
1911	Matty McIntyre, .323	Ping Bodie, 4	Ping Bodie, 97
1912	Ping Bodie, .294	Ping Bodie, Harry Lord, 5	Shano Collins, 81
1913	Hal Chase, .286	Ping Bodie, 8	Buck Weaver, 52
1914	Jack Fournier, .311	Jack Fournier, 6	Shano Collins, 65
1915	Shano Collins, .332	Jack Fournier, 5	Shano Collins, 85
1916	Joe Jackson, .341	Happy Felsch, 6	Happy Felsch, 102
1917	Happy Felsch, .308	Happy Felsch, 6	Happy Felsch, 102
1918	Buck Weaver, .300	Eddie Collins, 2	Shano Collins, 56
1919	Joe Jackson, .351	Joe Jackson, Happy Felsch, 7	Joe Jackson, 96
1920	Joe Jackson, .382	Happy Felsch, 14	Joe Jackson, 121
1921	Eddie Collins, .337	Earl Sheely, 11	Earl Sheely, 95
1922	Eddie Collins, .324	Bibb Falk, 12	Earl Sheely, Harry Hooper, 80
1923	Eddie Collins, .360	Harry Hooper, 10	Earl Sheely, 88
1924	Bibb Falk, .352	Harry Hooper, 10	Earl Sheely, 103
1925	Eddie Collins, .346	Earl Sheely, 9	Earl Sheely, 111
1926	Bibb Falk, .345	Bibb Falk, 8	Bibb Falk, 108
1927	Bibb Falk, .327	Bibb Falk, 9	Bill Barrett, Bibb Falk, 83
1928	Willie Kamm, .308	Bill Barrett, Alex Metzler, 3	Willie Kamm, 84
1929	Carl Reynolds, .317	Carl Reynolds, 11	Carl Reynolds, 67
1930	Carl Reynolds, .359	Carl Reynolds, 22	Smead Jolley, 114
1931	Lu Blue, .304	Carl Reynolds, 6	Carl Reynolds, 77
1932	Robert Fothergill, .295	Red Kress, 9	Luke Appling, 63
1933	Al Simmons, .331	Al Simmons, 14	Al Simmons, 119
1934	Al Simmons, .344	Zeke Bonura, 27	Zeke Bonura, 110
1935	Luke Appling, .307	Zeke Bonura, 21	Zeke Bonura, 92
1936	Luke Appling, .388*	Zeke Bonura, 12	Zeke Bonura, 138
1937	Zeke Bonura, .345	Zeke Bonura, 19	Zeke Bonura, 100
1938	Henry Steinbacher, .331	Gee Walker, 16	Gee Walker, 87
1939	Boob McNair, .342	Joe Kuhel, 15	Gee Walker, 111
1940	Luke Appling, .348	Joe Kuhel, 27	Joe Kuhel, 94
1941	Taffy Wright, .322	Joe Kuhel, 12	Taffy Wright, 97
1942	Don Kolloway, .273	Wally Moses, 7	Don Kolloway, 60
1943	Luke Appling, .328*	Joe Kuhel, 5	Luke Appling, 80
1944	Ralph Hodgins, .295	Hal Trosky, 10	Hal Trosky, 70
1945	Tony Cuccinello, .308	John Dickshot, Guy Curtright, 4	Roy Schalk, 65
1946	Luke Appling, .309	Taffy Wright, 7	Luke Appling, 55
1947	Taffy Wright, .324	Rudy York, 15	Rudy York, 64
1948	Luke Appling, .314	Pat Seerey, 18	Pat Seerey, 64
1949	Cass Michaels, .308	Steve Souchock, 7	Cass Michaels, 83
1950	Eddie Robinson, .311	Gus Zernial, 29	Gus Zernial, 93
1951	Minnie Minoso, .324	Eddie Robinson, 29	Eddie Robinson, 117

Year	Batting Average	Home Runs	Runs Batted In
1952	Nellie Fox, .296 Eddie Robinson, .296	Eddie Robinson, 22	Eddie Robinson, 104
1953	Minnie Minoso, .313	Minnie Minoso, 15	Minnie Minoso, 104
1954	Minnie Minoso, .320	Minnie Minoso, 19	Minnie Minoso, 116
1955	George Kell, .312	Walt Dropo, 19	George Kell, 81
1956	Minnie Minoso, .316	Larry Doby, 24	Larry Doby, 102
1957	Nellie Fox, .317	Jim Rivera, Larry Doby, 14	Minnie Minoso, 103
1958	Nellie Fox, .300	Sherm Lollar, 20	Sherm Lollar, 84
1959	Nellie Fox, .306	Sherm Lollar, 22	Sherm Lollar, 84
1960	Al Smith, .315	Roy Sievers, 28	Minnie Minoso, 105
1961	Floyd Robinson, .310	Al Smith, 28	Al Smith, 93
1962	Floyd Robinson, .312	Al Smith, 16	Floyd Robinson, 109
1963	Pete Ward, .295	Pete Ward, Dave Nicholson, 22	Pete Ward, 84
1964	Floyd Robinson, .301	Pete Ward, 23	Pete Ward, 94
1965	Don Buford, .293	Bill Skowron, John Romano, 18	Bill Skowron, 78
1966	Tommie Agee, .278	Tommie Agee, 22	Tommie Agee, 86
1967	Buford, Ken Berry, .241	Pete Ward, 18	Pete Ward, 62
1968	Tommy Davis, .268	Pete Ward, 15	Ward, Davis, 50
1969	Walt Williams, .304	Bill Melton, 23	Bill Melton, 87
1970	Luis Aparicio, .313	Bill Melton, 33	Bill Melton, 96
1971	Carlos May, .294	Bill Melton, 33*	Bill Melton, 86
1972	Dick Allen, Carlos May, .308	Dick Allen, 37*	Dick Allen, 113*
1973	Pat Kelly, .280	Melton, May, 20	Carlos May, 96
1974	Jorge Orta, .316	Dick Allen, 32*	Ken Henderson, 95
1975	Jorge Orta, .304	Deron Johnson, 18	Jorge Orta, 83
1976	Ralph Garr, .300	Jorge Orta, Jim Spencer, 14	Jorge Orta, 72
1977	Ralph Garr, .300	Oscar Gamble, 31	Richie Zisk, 101
1978	Lamar Johnson, .273	Eric Soderholm, 20	Lamar Johnson, 72
1979	Chet Lemon, .318	Chet Lemon, 17	Chet Lemon, 86
1980	Chet Lemon, .292	Jim Morrison, Wayne Nordhagen, 15	Lamar Johnson, 81
1981	Wayne Nordhagen, .308	Greg Luzinski, 21	Greg Luzinski, 62
1982	Greg Luzinski, .292	Harold Baines, 25	Harold Baines, 105
1983	Tom Paciorek, .307	Ron Kittle, 35	Ron Kittle, 100
1984	Harold Baines, .304	Ron Kittle, 32	Harold Baines, 94
1985	Harold Baines, .309	Carlton Fisk, 37	Harold Baines, 113
1986	Harold Baines, .296	Harold Baines, 21	Harold Baines, 88
1987	Harold Baines, .293 Ivan Calderon, .293	Ivan Calderon, 28	Greg Walker, 94
1988	Dave Gallagher, .303	Dan Pasqua, 20	Harold Baines, 81
1989	Harold Baines, .321	Ivan Calderon, 14	Ivan Calderon, 87

*Led American League

YEAR-BY-YEAR PITCHING LEADERS

Year	Wins	ERA	Innings
1901	Clark Griffith, 24-7	Nixey Callahan, 2.42	Roy Patterson, 312
1902	Roy Patterson, 19-14	Virgil Garvin, 2.21	Nixey Callahan, 282
1903	Doc White, Roy Patterson, 16-15	Doc White, 2.13	Doc White, 300
1904	Frank Owen, 21-15	Doc White, 1.71	Frank Owen, 315
1905	Nick Altrock, 22-12	Doc White, 1.76	Frank Owen, 334
1906	Nick Altrock, 21-12	Doc White, 1.52*	Frank Owen, 293
1907	Doc White, 27-13	Ed Walsh, 1.60*	Ed Walsh, 422*
1908	Ed Walsh, 40-15	Ed Walsh, 1.42	Ed Walsh, 464
1909	Frank Smith, 24-17	Ed Walsh, 1.41	Frank Smith, 365*
1910	Ed Walsh, 16-20	Ed Walsh, 1.27*	Ed Walsh, 370
1911	Ed Walsh, 27-18	Ed Walsh, 2.22	Ed Walsh, 369*
1912	Ed Walsh, 27-17	Ed Walsh, 2.15	Ed Walsh, 393*
1913	Reb Russell, 21-17	Eddie Cicotte, 1.58	Reb Russell, 316
1914	Jim Scott, 16-18	Eddie Cicotte, 2.04	Joe Benz, 283
1915	Red Faber, Jim Scott, 24-24	Jim Scott, 2.03	Red Faber, 300
1916	Reb Russell, 17-11 Red Faber, 17-9	Eddie Cicotte, 1.78	Reb Russell, 264

Year	Wins	ERA	Innings
1917	Eddie Cicotte, 28-13*	Eddie Cicotte, 1.53*	Eddie Cicotte, 347
1918	Eddie Cicotte, 12-19	Joe Benz, 2.51	Eddie Cicotte, 266*
1919	Eddie Cicotte, 29-7*	Eddie Cicotte, 1.82	Eddie Cicotte, 307*
1920	Red Faber, 23-13	Red Faber, 2.99	Red Faber, 319
1921	Red Faber, 25-15	Red Faber, 2.48*	Red Faber, 331
1922	Red Faber, 21-17	Red Faber, 2.80*	Red Faber, 353*
1923	Red Faber, 14-11	Hollis Thurston, 3.05	Charles Robertson, 255
1924	Hollis Thurston, 20-14	Hollis Thurston, 3.80	Hollis Thurston, 291
1925	Ted Lyons, 21-11*	Ted Blankenship, 3.16	Ted Lyons, 263
1926	Ted Lyons, 18-16	Ted Lyons, 3.01	Ted Lyons, 284
1927	Ted Lyons, 22-14*	Ted Lyons, 2.84	Ted Lyons, Tommy Thomas, 308*
1928	Tommy Thomas, 17-16	Tommy Thomas, 3.08	Tommy Thomas, 283
1929	Tommy Thomas, 14-18 Ted Lyons, 14-20	Tommy Thomas, 3.19	Tommy Thomas, 260
1930	Ted Lyons, 22-15	Ted Lyons, 3.78	Ted Lyons, 298*
1931	Victor Frazier, 13-15	Red Faber, 3.82	Victor Frazier, 254
1932	Ted Lyons, Sam Jones, 10-15	Ted Lyons, 3.28	Ted Lyons, 231
1933	Ted Lyons, 10-21 Sam Jones, 10-12	Sam Jones, 3.36	Ted Lyons, 228
1934	George Earnshaw, 14-11	George Earnshaw, 4.52	George Earnshaw, 227
1935	Ted Lyons, 15-8	Ted Lyons, 3.02	John Whitehead, 222
1936	Vern Kennedy, 21-9	Vern Kennedy, 4.63	Vern Kennedy, 274
1937	Monty Stratton, 15-5	Monty Stratton, 2.40	Vern Kennedy, 221
1938	Monty Stratton, 15-9	Thornton Lee, 3.49	Thornton Lee, 245
1939	Thornton Lee, 15-11 John Rigney, 15-8	Ted Lyons, 2.76	Thornton Lee, 235
1940	Edgar Smith, 14-9 John Rigney, 14-18	John Rigney, 3.11	John Rigney, 281
1941	Thornton Lee, 22-11	Thornton Lee, 2.37*	Thornton Lee, 300
1942	Ted Lyons, 14-6	Ted Lyons, 2.10*	John Humphries, 228
1943	Orval Grove, 15-9	Orval Grove, 2.75	Orval Grove, 216
1944	Bill Dietrich, 16-17	Joe Haynes, 2.57	Bill Dietrich, 246
1945	Thornton Lee, 15-12	Thornton Lee, 2.44	Thornton Lee, 228
1946	Earl Caldwell, 13-4 Eddie Lopat, 13-13	Eddie Lopat, 2.73	Eddie Lopat, 231
1947	Eddie Lopat, 16-13	Joe Haynes, 2.42	Eddie Lopat, 253
1948	Joe Haynes, 9-10 Bill Wight, 9-20	Bill Wight, 4.80	Bill Wight, 223
1949	Bill Wight, 15-13	Bill Wight, 3.31	Bill Wight, 245
1950	Billy Pierce, 12-16	Bill Wight, 3.58	Billy Pierce, 219
1951	Billy Pierce, 15-14	Saul Rogovin, 2.48*	Billy Pierce, 240
1952	Billy Pierce, 15-12	Joe Dobson, 2.51	Billy Pierce, 255
1953	Billy Pierce, 18-12	Billy Pierce, 2.72	Billy Pierce, 271
1954	Virgil Trucks, 19-12	Sandy Consuegra, 2.69	Virgil Trucks, 265
1955	Billy Pierce, 15-10	Billy Pierce, 1.97*	Billy Pierce, 206
1956	Billy Pierce, 20-9	Jack Harshman, 3.10	Billy Pierce, 276
1957	Billy Pierce, 20-12*	Dick Donovan, 2.77	Billy Pierce, 257
1958	Billy Pierce, 17-11	Billy Pierce, 2.68	Dick Donovan, 248
1959	Early Wynn, 22-10*	Bob Shaw, 2.69	Early Wynn, 256
1960	Billy Pierce, 14-7	Frank Baumann, 2.67*	Early Wynn, 237
1961	Juan Pizarro, 14-7	Juan Pizarro, 3.05	Juan Pizarro, 195
1962	Ray Herbert, 20-9	Eddie Fisher, 3.10	Ray Herbert, 237
1963	Gary Peters, 19-8	Gary Peters, 2.33*	Gary Peters, 243
1964	Gary Peters, 20-8*	Joel Horlen, 1.88	Gary Peters, 274
1965	Eddie Fisher, 15-7	Eddie Fisher, 2.40	Joel Horlen, 219
1966	Tommy John, 14-11	Gary Peters, 1.98*	Tommy John, 223
1967	Joel Horlen, 19-7	Joel Horlen, 2.06*	Gary Peters, 260
1968	Wilbur Wood, 13-12	Tommy John, 1.98	Joel Horlen, 224
1969	Joel Horlen, 13-16	Tommy John, 3.25	Joel Horlen, 236
1970	Tommy John, 12-17	Tommy John, 3.28	Tommy John, 269
1971	Wilbur Wood, 22-13	Wilbur Wood, 1.91	Wilbur Wood, 334
1972	Wilbur Wood, 24-17*	Wilbur Wood, 2.51	Wilbur Wood, 377*
1973	Wilbur Wood, 24-20*	Terry Forster, 3.23	Wilbur Wood, 359*
1974	Jim Kaat, 21-13	Jim Kaat, 2.92	Wilbur Wood, 320
1975	Jim Kaat, 20-14	Jim Kaat, 3.11	Jim Kaat, 304
1976	Ken Brett, 10-12	Ken Brett, 3.32	Rich Gossage, 224
1977	Steve Stone, 15-12	Ken Kravec, 4.10	Francisco Barrios, 231

Year	Wins	ERA	Innings
1978	Steve Stone, 12-12	Francisco Barrios, 4.05	Steve Stone, 212
1979	Ken Kravec, 15-13	Ross Baumgarten, 3.53	Ken Kravec, 250
1980	Britt Burns, 15-13	Britt Burns, 2.84	Britt Burns, 238
1981	Britt Burns, 10-6	Dennis Lamp, 2.41	Britt Burns, 157
1982	LaMarr Hoyt, 19-15*	Kevin Hickey, 3.00	LaMarr Hoyt, 240
1983	LaMarr Hoyt, 24-10*	Richard Dotson, 3.23	LaMarr Hoyt, 260.2
1984	Tom Seaver, 15-11	Ron Reed, 3.08	Richard Dotson, 245.2
1985	Britt Burns, 18-11	Bob James, 2.13	Tom Seaver, 238.2
1986	Joe Cowley, 11-11	Dave Schmidt, 3.31	Richard Dotson, 197
1987	Floyd Bannister, 16-11	Bobby Thigpen, 2.73	Floyd Bannister, 228.2
1988	Jerry Reuss, 13-9	Bobby Thigpen, 3.30	Melido Perez, 197
1989	Melido Perez, 11-14	Greg Hibbard, 3.21	Melido Perez, 183.1

*Led American League

LEAGUE LEADERS

Average

1936	Luke Appling, .388
1943	Luke Appling, .328

Home Runs

1915	Robert Roth, 7
1971	Bill Melton, 33
1972	Dick Allen, 37
1974	Dick Allen, 32

Runs Batted In

1972	Dick Allen, 113
------	-----------------

Stolen Bases

1901	Frank Isbell, 48
1908	Pat Dougherty, 47
1919	Eddie Collins, 33
1923	Eddie Collins, 49
1924	Eddie Collins, 42
1925	John Mostil, 43
1926	John Mostil, 35
1951	Minnie Minoso, 31
1952	Minnie Minoso, 22
1953	Minnie Minoso, 25
1955	Jim Rivera, 25
1956	Luis Aparicio, 21
1957	Luis Aparicio, 28
1958	Luis Aparicio, 29
1959	Luis Aparicio, 56
1960	Luis Aparicio, 51
1961	Luis Aparicio, 53
1962	Luis Aparicio, 31

Pitching

Winning Percentage

1901	Clark Griffith, 24-7 (.774)
------	--------------------------------

1908	Ed Walsh, 40-15 (.727)
1916	Ed Cicotte, 15-7 (.682)
1917	Reb Russell, 15-5 (.750)
1919	Ed Cicotte, 29-7 (.806)
1954	Sandy Consuegra, 16-3 (.842)
1957	Dick Donovan, 16-6 (.727*)
1959	Bob Shaw, 18-6 (.750)
1962	Ray Herbert, 20-9 (.690)
1967	Joel Horlen, 19-7 (.731)
1983	Richard Dotson, 22-7 (.759)

Earned Run Average

1906	Doc White, 1.52
1917	Ed Cicotte, 1.53
1921	Red Faber, 2.47
1922	Red Faber, 2.80
1941	Thornton Lee, 2.37
1942	Ted Lyons, 2.10
1951	Saul Rogovin, 2.78
1955	Billy Pierce, 1.97
1960	Frank Baumann, 2.68
1963	Gary Peters, 2.33
1966	Gary Peters, 1.98
1967	Joel Horlen, 2.06

Strikeouts

1908	Ed Walsh, 269
1909	Frank Smith, 177
1911	Ed Walsh, 255
1953	Billy Pierce, 186
1958	Early Wynn, 179

*Tied for league lead

BEST RECORDS

Top Home Records

Year	Won	Lost	Pct.
1917	57	20	.740
1972	55	23	.705
1906	54	21	.720
1920	52	24	.684
1983	55	26	.679
1960	52	26	.667
1961	53	28	.654
1964	52	29	.642

Top Road Records

Year	Won	Lost	Pct.
1954	49	28	.636
1953	48	29	.623
1959	47	30	.610
1951	47	30	.610
1965	47	34	.580
1964	46	35	.568
1957	45	32	.584
1920	44	34	.564

OPENING DAY RECORDS

Overall record: 44-45

Home openers: 47-42

Most runs: Sox 17, St. Louis 3, April 17, 1951

Widest shutout margin: Sox 14, Texas 0 (home opener), April 18, 1972

Fewest hits by White Sox: 0, Cleveland 1, Sox, 0, April 16, 1940, WP Bob Feller

Fewest hits by opponent: 1, Sox 3, St. Louis 0, April 14, 1910, WP Frank Smith.

Earliest Opening Day: April 2, 1984, Sox 5, Baltimore 2.

Latest Opening Day: April 24, 1901, Sox 8, Cleveland 2.

Record vs. opponents: Baltimore, 2-3; Boston, 2-1; California/L.A., 4-1; Cleveland, 9-13; Detroit, 8-10; Kansas City A's, 1-0; Kansas City Royals, 2-1; Milwaukee, 1-1; Minnesota, 0-1; New York, 1-0; Oakland Athletics, 1-2; St. Louis, 11-10; Texas, 1-1; Toronto, 0-1; and Washington, 1-0.

Most starts: Billy Pierce, 7

Most wins: Billy Pierce, 3

Most losses: Billy Pierce, 3

Note: The White Sox remain the last major league team to open a season with a *scheduled* doubleheader, scoring 6-5 and 12-4 victories at Oakland on April 7, 1971. The A's had started their season two days earlier at Washington.

TOP HOMER SEASONS

Year	Overall	Total	Year	Comiskey Park	Total
1977		192	1984		103
1987		173	1977		85
1984		172	1983		84
1983		157	1960		80
1985		146	1970		78

Most Comiskey Park Home Runs

Homers	Player	Year
27	Dick Allen	1972
23	Bill Melton	1970
21	Zeke Bonura	1934
20	Carlton Fisk	1985
19	Gus Zernial	1950

Three-Homer Innings

Date	Sox Players	Opponent
July 9 (1), 1988 (Consecutive)	<i>Dan Pasqua</i> <i>Greg Walker</i> <i>Daryl Boston</i>	Boston
May 1, 1987	<i>Greg Walker</i> <i>Ivan Calderon</i> Tim Hulett	Baltimore
July 22, 1987	Kenny Williams Harold Baines <i>Ivan Calderon</i>	Baltimore
August 24, 1985 (Consecutive)	Rudy Law Bryan Little Harold Baines	Toronto
September 9, 1983 (Consecutive)	Greg Luzinski Tom Paciorek <i>Carlton Fisk</i>	California

STREAKS

Consecutive Victories (10 Or More)

Wins	Dates	Opponents
19	August 2-23, 1906	Boston (6) Philadelphia (5) New York (7) Washington (1)
14	May 15-30, 1951	Boston (2) New York (1) Washington (3) Philadelphia (1) Cleveland (4) St. Louis (3)
13	June 4-16, 1908	St. Louis (1) Washington (4) Philadelphia (4) New York (4)
12	June 17-27, 1961	Minnesota (3) Cleveland (3) Washington (4) Detroit (2)
11	Sept. 23-Oct. 3, 1915	Washington (1) Philadelphia (5) Cleveland (1) St. Louis (4)
10	June 21-July 3, 1901	Philadelphia (4) Cleveland (4) Detroit (2)
10	August 15-24, 1919	Boston (2) New York (2) Philadelphia (3) Washington (3)
10	May 31-June 8, 1937	St. Louis (3) Boston (1) Philadelphia (4) New York (1) Cleveland (1)
10	August 14-22, 1965	Kansas City (4) Washington (3) Boston (3)
10	April 30-May 14, 1967	Cleveland (3) Detroit (1) Baltimore (2) California (4)
10	May 18-26, 1976	California (4) Minnesota (2) Oakland (4)

Consecutive Losses (10 Or More)

Losses	Dates	Opponents
13	August 9-26, 1924	Washington (5) Boston (4) New York (3) Philadelphia (1)
12	September 10-22, 1927	Washington (2) Philadelphia (3) New York (5) Boston (2)
11	July 12-20, 1910	New York (3) Boston (5) Philadelphia (3)

Losses	Dates	Opponents
11	September 14-24, 1921	New York (1) Boston (4) Washington (3) Philadelphia (3)
11	July 7-18, 1956	Detroit (3) Boston (3) New York (2) Baltimore (3)
10	September 14-22, 1931	Boston (3) Philadelphia (3) Washington (4)
10	August 7-19, 1932	Philadelphia (2) St. Louis (4) Washington (4)
10	September 17-26, 1934	Philadelphia (5) Cleveland (3) Detroit (2)
10	May 26-June 4, 1938	Philadelphia (2) Detroit (3) Cleveland (2) Washington (3)
10	April 10-15, 1968	Cleveland (2) Detroit (5) Boston (2) Minnesota (1)
10	June 11-20, 1976	Cleveland (4) Baltimore (2) New York (4)

Consecutive Victories Starting A Season

Wins	Dates	Opponents
8	April 11-18, 1982	New York (2) Boston (3) Baltimore (3)
6	April 14-25, 1920	Detroit (5) St. Louis (1)
5	April 14-18, 1914	Cleveland (4) St. Louis (1)
5	April 17-22, 1945	Cleveland (3) St. Louis (2)
4	April 16-21, 1957	Cleveland (1) Kansas City (3)
4	April 10-14, 1959	Detroit (3) Kansas City (1)

Consecutive Losses Starting A Season

Losses	Dates	Opponents
10	April 10-25, 1968	Cleveland (2) Detroit (5) Boston (2) Minnesota (1)
5	April 5-12, 1974	California (3) Minnesota (2)
4	April 18-21, 1923	Cleveland (4)
4	April 20-24, 1948	Detroit (3) St. Louis (1)
4	April 18-22, 1950	St. Louis (2) Detroit (2)
4	April 14-18, 1952	Cleveland (3) St. Louis (1)
4	April 7-11, 1986	Milwaukee (3)

Consecutive Scoreless Innings

Innings	Dates
39	May 22-26, 1968
37	July 21-25, 1968
34	May 5-9, 1972
31.2	August 31-September 3, 1986
28	April 16-20, 1968
	September 27-October 1, 1967
27	May 27-30, 1976

NO-HITTERS

By White Sox

Date	Sox Pitcher	Opponent	Sox-Opp.
September 20, 1902#	James Callahan	Detroit	3-0
September 6, 1905	Frank Smith	Detroit	15-0
September 20, 1908#	Frank Smith	Philadelphia	1-0
August 27, 1911*	Ed Walsh	Boston	5-0
May 14, 1914	James Scott+	Washington	0-1
May 31, 1914*	Joe Benz	Cleveland	6-1
April 14, 1917	Ed Cicotte	St. Louis	11-0
April 30, 1922**	Charles Robertson	Detroit	2-0
August 21, 1926	Ted Lyons	Boston	6-0
August 31, 1935*	Vern Kennedy	Cleveland	5-0
June 1, 1937	Bill Dietrich	St. Louis	8-0
August 20, 1957*	Bob Keegan	Washington (night)	6-0
September 10, 1967*	Joel Horlen	Detroit	6-0
July 28, 1976	John Odom- Francisco Barrios	Oakland (night)	2-1
September 19, 1986	Joe Cowley	California (night)	7-1

+Nine hitless innings. Allowed two hits in 10th inning before losing.

Against White Sox

Date	Opposing Pitcher	Opponent	Sox-Opp.
May 9, 1901#	Earl Moore++	Cleveland	4-2
August 17, 1904	Jesse Tannehill	Boston	0-6
September 27, 1904	William Dinneen	Boston	0-2
October 2, 1908**	Adrian Joss	Cleveland	0-1
April 20, 1910#	Adrian Joss	Cleveland	0-1
May 5, 1917	Ernest Koob	St. Louis	0-1
May 6, 1917* (2nd)	Robert Groom	St. Louis	0-3
April 16, 1940*&	Bob Feller	Cleveland	0-1
July 14, 1956	Mel Parnell	Boston	0-4
August 1, 1962	Bill Monbouquette	Boston (night)	0-1
September 29, 1983	Mike Warren	Oakland (night)	0-3
April 7, 1984*	Jack Morris	Detroit	0-4

#At Chicago

*At Comiskey Park

**Perfect Game

&Opening Day

++The American League's first no-hitter. Cleveland's Earl Moore pitched nine hitless innings. Chicago's Sandow Mertes singled in the 10th. The Sox eventually won 4-2 in 10 innings despite only two hits.

ONE-HITTERS

Date	Opponent	Score	Winning Pitcher	Losing Pitcher
August 1, 1901	Detroit	4-0	Jim Callahan	Yeager
May 16, 1902	St. Louis	2-1	Wiley Piatt	Powell
Sept. 6, 1903	Cleveland	1-0 (10)	Doc White	Glendon
Sept. 16, 1904	At St. Louis	1-0	Doc White	Siever
May 21, 1905	Washington	2-1	Frank Smith	Patten
August 31, 1905	Washington	2-0	Frank Smith	Hughes
May 6, 1906	Cleveland	6-0	Ed Walsh	Joss
June 5, 1906	Philadelphia	7-1	Doc White	Waddell
July 3, 1906	St. Louis	3-0	Doc White	Jacobson
August 3, 1906	Boston	4-0	Ed Walsh	Harris
May 19, 1908	At Washington	2-0	Doc White	Smith
June 20, 1909	Cleveland	4-0	Ed Walsh	Young
July 31, 1909	At Washington	1-0	Bill Burns	Johnson
April 14, 1910	St. Louis	3-0	Frank Smith#	Graham
June 6, 1910	Boston	1-0	Ed Walsh	Hall
Sept. 8, 1910	At St. Louis	1-0	Fred Olmstead	Lake
August 14, 1911	Detroit	2-0	Ed Walsh	Willett
July 14, 1913	Boston	8-0	Reb Russell	Foster
May 19, 1914	At Philadelphia	3-0	Ed Cicotte	Shawkey
June 4, 1914	Cleveland	2-0	Jim Scott	Blanding
June 10, 1914	Washington	2-0	Joe Benz	Johnson
June 17, 1914	Philadelphia	5-0	Red Faber	Bressler
May 17, 1915	Philadelphia	6-2	Jim Scott	Pennock
Sept. 15, 1915	At Boston	3-1	Red Faber	Gregg
July 26, 1916	New York	2-0	Ed Cicotte	Mogridge
July 17, 1917	Washington	5-0	Ed Cicotte	Dumont
Sept. 19, 1925	At Washington	17-0	Ted Lyons*	Zachary
May 26, 1929	Detroit	2-0	Red Faber	Carroll
June 13, 1933	St. Louis	6-1	Whit Wyatt*	Gray
July 20, 1935	At Washington	1-0	Carl Fischer	Hadley
May 29, 1941	St. Louis	4-0	Bill Dietrich	Caster
May 14, 1943	New York	3-0	Lee Ross	Wensloff
July 8, 1943	News York	1-0	Orval Grove*	Borowy
May 1, 1945	At Detroit	5-0	Joe Haynes	Wilson
June 15, 1950	New York	5-0	Billy Pierce	Lopat
April 16, 1953	St. Louis	1-0	Billy Pierce	Brecheen
May 1, 1954	At Boston	3-0	Virgil Trucks	Henry
July 6, 1954	At Detroit	4-0	Virgil Trucks	Aber
June 21, 1956	Baltimore	1-0	Jack Harshman##	##Johnson
May 25, 1957	At Cleveland	4-0	Dick Donovan	Wynn
July 20, 1957	Boston	4-0	Dick Donovan	Sisler
June 27, 1958	Washington	3-0	Billy Pierce*	Kemmerer
May 1, 1959	Boston	1-0	Early Wynn	Brewer
June 11, 1959	At Washington	3-1	Billy Pierce	Pascual
July 15, 1963	Baltimore	4-0	Gary Peters	Roberts
August 11, 1965	Washington	7-0	Juan Pizarro	McCormick
May 30, 1966	Boston	11-0	Jack Lamabe	Santiago
May 14, 1967	California	3-1	Gary Peters	Coates
August 21, 1973	At Cleveland	4-0	Stan Bahnsen*	Tidrow
May 26, 1976	At California	1-0	Ken Brett	Kirkwood
July 2, 1980	California	1-0	Ross Baumgarten	Tanana
August 25, 1981	At Milwaukee	5-1	Dennis Lamp*	Slaton
May 18, 1983	At Baltimore	0-1	Martinez	Richard Dotson
Sept. 9, 1983	California	11-0	Britt Burns	John
May 2, 1984	New York	3-0	LaMarr Hoyt	Rijo
Sept. 13, 1987	At Seattle	2-0	Floyd Bannister	Langston

*Lost no-hitter in ninth inning

#Opening Day

##Double one-hitter

DOUBLEHEADER SHUTOUTS

Date	Opponent	Scores	Winning Sox Pitchers
Sept. 6, 1905	At Detroit	2-0	Doc White
		15-0	*Frank Smith
July 31, 1909	At Washington	5-0	Jim Scott
		1-0	Frank Lange
August 11, 1914	Cleveland	2-0	Mellie Wolfgang
		2-0	Ed Cicotte
May 28, 1916	Cleveland	2-0	Jim Scott
		2-0	Red Faber
July 10, 1916	At Boston	4-0	Lefty Williams
		3-0	Reb Russell
July 13, 1940	At Boston	5-0	Ted Lyons
		7-0	Jack Knott
August 19, 1941	Philadelphia	4-0	Thornton Lee
		1-0	John Humphries
May 15, 1949	Cleveland	10-0	Bill Wight
		2-0	Alan Gettel
May 25, 1952	Detroit	3-0	Joe Dobson
		1-0	Marv Grissom
June 14, 1953	Boston	6-0	Billy Pierce
		1-0	Sandy Consuegra
June 15, 1958	At Baltimore	3-0	Jim Wilson
		4-0	Dick Donovan
June 5, 1960	Kansas City	2-0	Russ Kemmerer
		2-0	Frank Baumann
July 5, 1964	Cleveland	2-0	Juan Pizarro
		5-0	Joel Horlen
May 30, 1966	Boston	1-0	John Buzhardt
		11-0	#Jack Lamabe
Sept. 10, 1967	Detroit	6-0	*Joel Horlen
		4-0	Cisco Carlos

*No-hitter

#One-hitter

SINGLE-GAME STRIKEOUTS

Strikeouts	Sox Pitcher	Opponent	Date
16	Jack Harshman	At Boston	July 25, 1954
15	Ed Walsh	At Cleveland	October 2, 1908
15	James Scott	St. Louis	June 22, 1913
15	Ed Walsh	Boston	August 11, 1910
15	Ed Cicotte	New York	August 26, 1914
14	Saul Rogovin (17 inn.)	Boston	September 14, 1952
14	Early Wynn	Boston	May 1, 1959
14	James Scott	St. Louis	September 27, 1913
14	Juan Pizarro	At Washington	July 31, 1964
13	Ed Walsh (15 inn.)	Detroit	May 1, 1910
13	Ed Walsh	St. Louis	September 13, 1910
13	Frank Lange	New York	September 20, 1910
13	James Scott (15 inn.)	At St. Louis	April 20, 1912
13	Red Faber	At Philadelphia	May 17, 1922
13	Thornton Lee	Cleveland	June 12, 1945
13	Marv Grissom	New York	September 13, 1952
13	Juan Pizarro	At Baltimore	September 29, 1961
13	Juan Pizarro	Cleveland	August 25, 1961
13	Doc White (14 inn.)	At Philadelphia	June 9, 1905
13	Gary Peters	Baltimore	July 15, 1963
13	Juan Pizarro	Washington	May 22, 1964
13	Juan Pizarro (13 inn.)	Baltimore	August 23, 1965
13	Chris Knapp	At California	September 11, 1977

LONGEST GAMES

Innings	Date	Opponent	Score	Sox Pitcher Of Record
25*	May 8-9, 1984	Milwaukee	7-6	Tom Seaver
22	June 12, 1967	At Washington	5-6	John Buzhardt
21	May 26-28, 1973	Cleveland	6-3	Wilbur Wood
21	May 24, 1929	Detroit	5-6	Ted Lyons
19	July 13, 1951	Boston	5-4	Harry Dorish
19	June 24, 1915	At Cleveland	5-4	Red Faber
19	August 11, 1972	At Oakland	3-5	Stan Bahnsen
18	June 25, 1903	New York	6-6	None
18	May 15, 1918	At Washington	0-1	Lefty Williams
18	August 21, 1933	New York	3-3	None
18	June 18, 1947	Washington	0-1	Earl Harrist
18	August 6, 1959	At Baltimore	1-1	None
17	May 18, 1902	St. Louis	2-2	None
17	May 13, 1909	Washington	1-1	None
17	May 25, 1912	Detroit	5-4	Frank Lange
17	May 21, 1915	Boston	3-2	Red Faber
17	July 12, 1951	Boston	4-5	Saul Rogovin
17	August 13, 1933	Detroit	5-6	Ted Lyons
17	September 14, 1952	Boston	4-3	Luis Aloma
17	June 4, 1959	Baltimore	6-5	Bob Shaw
17	July 25, 1959	Baltimore	3-2	Turk Lown
17	June 21, 1964	New York	1-2	Don Mossi
17	September 13, 1967	Cleveland	1-0	Don McMahon
17	May 25, 1986	At Kansas City	1-2	Bill Dawley

*A.L. record for innings, major league record for time (8:06)

HIGHEST-SCORING GAMES

By White Sox

Score	Date	Opponent	Sox Pitcher Of Record
29-6	April 23, 1955	At Kansas City	Jack Harshman
22-13	May 31, 1970	At Boston	Floyd Weaver
21-14	July 18, 1936	At Philadelphia	Clint Brown
21-7	June 26, 1960	Boston	Early Wynn
20-6	May 11, 1911	Washington	Doc White
20-15	September 9, 1921	Detroit	Dickie Kerr
20-10	April 30, 1934	Cleveland	Sam Jones
20-2	June 17, 1956	Washington	Dick Donovan
20-6	April 22, 1959	At Kansas City	Bob Shaw
19-9	May 1, 1901	Detroit	Roy Patterson
19-3	May 3, 1918	At Detroit	Lefty Williams
19-11	August 15, 1922	At Boston	Ted Blankenship
19-2	August 31, 1926	At Detroit	Red Faber
19-6	May 11, 1936	At St. Louis	John Whitehead
19-6	July 28, 1936	Philadelphia	Bill Dietrich
19-7	July 20, 1940	Philadelphia	Eddie Smith

By Opponents

Score	Date	Opponent	Sox Pitcher Of Record
5-22	July 26, 1931	At New York	Cecil Pat Caraway
7-21	May 5, 1901	At Milwaukee	Roy Patterson
6-21	August 25, 1902	At Baltimore	Clark Griffith
11-21	August 30, 1970	Boston	Jerry Janeski
5-21	August 9, 1923	At Philadelphia	Mike Cvangros
5-20	July 17, 1920	At New York	Ed Cicotte
6-19	August 27, 1938	At Boston	Frank Gabler

TRIPLE PLAYS

Date	Opponent	Batter	Inning
May 4, 1907	At Detroit	Boss Schmidt	4th
July 7, 1909	Boston	Doc Gessler	4th
September 18, 1910	Boston	Bill Purtell	2nd
August 11, 1912	Philadelphia	Jack Coombs	7th
April 29, 1916	At St. Louis	Burt Shotton	7th
May 25, 1919	Washington	Howard Shanks	8th
July 15, 1921	Washington	Eric Erickson	7th
September 12, 1922	Cleveland	Larry Gardner	1st
October 1, 1922	At St. Louis	Pat Collins	3rd
April 30, 1929	Cleveland	Carl Lind	7th
July 23, 1931	Boston	Earl Webb	6th
September 11, 1931	At New York	Babe Ruth	1st
April 30, 1936	At Boston	Oscar Melillo	8th
May 20, 1944	At Boston	Bob Johnson	1st
August 10, 1944	At Boston	Jim-Tabor	4th
June 11, 1946	At Philadelphia	Irv Hall	1st
April 27, 1947	At St. Louis	John Berardino	2nd
May 13, 1951	Cleveland	Jim Hegan	9th
August 29, 1953	Boston	Karl Olson	9th
August 10, 1957	Detroit	J.W. Porter	1st
September 27, 1959	At Detroit	Boyd Harris	3rd
September 17, 1966	At Baltimore	Andy Etchebarren	9th
August 6, 1967	At Baltimore	Brooks Robinson	5th
June 22, 1980	Detroit	Duffy Dyer	5th
August 31, 1981	Detroit	Al Cowens	2nd
June 15, 1986	At Seattle	Ken Phelps	2nd


MOST ROOKIE WINS

Pitcher	Wins	Year
Reb Russell	21	1913
Gary Peters	19	1963
Frank Smith	16	1904
Tommy Thomas	15	1926
Tom Bradley	15	1971
Britt Burns	15	1980
Charlie Robertson	14	1922
Richard Wortham	14	1979
Ross Baumgarten	13	1979
John Whitehead	13	1935
Gorham Leverett	13	1922
Dickie Kerr	13	1919
Jim Scott	13	1909

Comiskey Park Flashback

Promotions and giveaway days have always been popular attractions at Comiskey Park. In the 1960's S & H Green Stamp Day, Teen Night, the annual arrival of the Indianapolis Clowns baseball team, Bat Day, Homecoming Day, Little League Day, Wilson Ball Day, and the jet-propelled "Rocket Man" sponsored by White Owl cigars were yearly favorites with young and old alike.

MISCELLANEOUS



White Sox slugger Ron Kittle .

MANAGERS

Managers' Records

Manager	Years	G	W-L	Pct.
Bill Adair	1970	10	4-6	.400
Russ Blackburne	1928-29	232	99-133	.427
Donie Bush	1930-31	310	118-189	.384
Nixie Callahan	1903-04, '12-14	647	308-329	.484
Eddie Collins	1925-26	309	160-147	.521
Red Corriden	1950	126	52-72	.419
Larry Doby	1978	87	37-50	.425
Hugh Duffy	1910-11	310	145-159	.477
Jimmy Dykes	1935-46	1927	899-1028	.467
Johnny Evers	1924	154	66-87	.431
Lew Fonseca	1932-34	320	120-198	.377
Jim Fregosi	1986-88	419	193-226	.461
Kid Gleason	1919-23	759	392-364	.519
Clark Griffith	1901-02	275	157-113	.581
Don Gutteridge	1969-70	281	109-172	.388
Fielder Jones	1904-08	739	427-293	.593
Don Kessinger	1979	106	46-60	.434
Tony La Russa	1979-86	1032	522-510	.506
Bob Lemon	1977-78	236	124-112	.525
Al Lopez	1957-65, '68-69	1524	852-672	.559
Ted Lyons	1946-48	434	185-245	.430
Marty Marion	1954-56	318	179-138	.565
Les Moss	1968	2	0-2	.000
Jack Onslow	1949-50	184	71-113	.386
Doug Rader	1986	2	1-1	.500
Paul Richards	1951-54, '76	774	406-362	.529
Clarence Rowland	1915-18	590	339-247	.578
Ray Schalk	1927-28	228	102-125	.449
Eddie Stanky	1966-68	404	206-197	.511
Billy Sullivan	1909	159	78-74	.512
Chuck Tanner	1970-75	815	401-414	.492
<i>Jeff Torborg</i>	<i>1989-</i>	<i>161</i>	<i>69-92</i>	<i>.429</i>

By Wins

Wins	Manager	Pct.	Manager
899	Jimmy Dykes	.593	Fielder Jones
852	Al Lopez	.581	Clark Griffith
522	Tony La Russa	.578	Clarence Rowland
427	Fielder Jones	.565	Marty Marion
406	Paul Richards	.559	Al Lopez
401	Chuck Tanner	.529	Paul Richards
392	Kid Gleason	.525	Bob Lemon
339	Clarence Rowland	.521	Eddie Collins
314	James Callahan	.519	Kid Gleason
206	Eddie Stanky	.512	Billy Sullivan

By Pct.

COACHES

Coach	Years
Bill Adair	1970
Jimmy Adair	1951-52
Luke Appling	1970-71
Jim Austin	1933-35, '37-'39-40
Loren Babe	1980, '83
Ray Berres	1949-66, '69
Al "Chief" Bender	1926

Coach	Years	Coach	Years
<i>Terry Bevington</i>	<i>1989-</i>	Bill Lauder	1925
Russ Blackburne	1927-28	Jim Leyland	1982-85
Dick Bosman	1986-87	Joe Lonnett	1971-75
Ed Brinkman	1983-88	Mike Lum	1985
Jim Busby	1976	Fred Martin	1979
John Butler	1932	Jim Mahoney	1972-76
Orlando Cepeda	1980	Marty Marion	1954
<i>Ron Clark</i>	<i>1988-</i>	Charlie Metro	1965
John Cooney	1957-64	Dyar Miller	1987-88
Red Corriden	1950	Ed Miller	1942-49
Doc Cramer	1951-53	Colonel Mills	1947-50
Tony Cuccinello	1957-66, '69	Minnie Minoso	1976-78, '80
Bill Cunningham	1932	Al Monchak	1971-75
Larry Doby	1977-78	Les Moss	1967-68, '70
Moe Drabowsky	1986	Hugh Mulcahy	1970
Dave Duncan	1983-86	George Myatt	1955-56
A.A. Egan	1926	Dave Nelson	1981-84
<i>Sammy Ellis</i>	<i>1989-</i>	Joe Nossek	1984-86
Cal Emery	1988	Vada Pinson	1981
Johnny Evers	1922, '24	Doug Rader	1986-87
Red Faber	1947-48	Grover Resinger	1967-68
Kerby Farrell	1966-69	Glen Rosenbaum	1974-75, '86-89
Kid Gleason	1912-17	Frank Roth	1927
Marv Grissom	1967-68	Don Rowe	1988
Don Gutteridge	1955-66, '68-69	Muddy Ruel	1936-45
George Haas	1940-46	Johnny Sain	1971-75
Luman Harris	1951-54	Ron Schueler	1980-82
Willie Horton	1986	Ken Silvestri	1976, '82
<i>Walt Hriniaik</i>	<i>1989-</i>	Joe Sparks	1979
Deron Johnson	1987	Monty Stratton	1940-41
Bernie Kelly	1930-31	Ed Walsh	1923-24, '28-29
Bobby Knoop	1977-78	Billy Webb	1935, '37-39
Art Kusnyer	1980-87	Del Wilber	1955-56
<i>Dave LaRoche</i>	<i>1989-</i>	Stan Williams	1977-78
Tony La Russa	1978	Walt Williams	1988
Charley Lau	1982-83	Bobby Winkles	1979-81

ALL-STARS

1933	Al Simmons (OF), Jimmy Dykes (3B).
1934	Al Simmons (OF), Jimmy Dykes (3B).
1935	Al Simmons (OF).
1936	Luke Appling (SS), Rip Radcliff (OF), Vern Kennedy (P).
1937	Luke Sewell (C), Monty Stratton (P). Stratton was injured and unable to play.
1938	Mike Kreevich (OF).
1939	Luke Appling (SS), Ted Lyons (P).
1940	Luke Appling (SS).
1941	Luke Appling (SS), Thornton Lee (P), Edgar Smith (P).
1942	Edgar Smith (P).
1943	Luke Appling (SS).
1944	Thurman Tucker (OF), Orval Grove (P).
1946	Luke Appling (SS).
1947	Luke Appling (SS), Rudy York (1B).
1948	Joe Haynes (P).
1949	Cass Michaels (2B).
1950	Ray Scarborough (P).
1951	Chico Carrasquel (SS), Nellie Fox (2B), Jim Busby (OF), Randy Gumpert (P), Minnie Minoso (OF), Eddie Robinson (1B).
1952	Eddie Robinson (1B), Nellie Fox (2B), Minnie Minoso (OF).

(All-Stars continued)

1953	Chico Carrasquel (SS), Billy Pierce (P), Nellie Fox (2B), Ferris Fain (1B), Minnie Minoso (OF).
1954	Minnie Minoso (OF), Chico Carrasquel (SS), Nellie Fox (2B), Bob Keegan (P), Sherm Lollar (C), Virgil Trucks (P), George Kell (3B), Ferris Fain (1B). Kell and Fain were injured and could not play.
1955	Nellie Fox (2B), Billy Pierce (P), Chico Carrasquel (SS), Sherm Lollar (C), Dick Donovan (P).
1956	Nellie Fox (2B), Billy Pierce (P), Sherm Lollar (C), Jim Wilson (P).
1957	Nellie Fox (2B), Minnie Minoso (OF), Billy Pierce (P).
1958	Luis Aparicio (SS), Nellie Fox (2B), Sherm Lollar (C), Billy Pierce (P), Early Wynn (P).
1959	Luis Aparicio (SS), Nellie Fox (2B), Early Wynn (P), Sherm Lollar (C), Billy Pierce (P).
1960	Minnie Minoso (OF), Luis Aparicio (SS), Nellie Fox (2B), Sherm Lollar (C), Gerry Staley (P), Early Wynn (P), Al Smith (OF).
1961	Nellie Fox (2B), Billy Pierce (P), Luis Aparicio (SS), Ray Herbert (P), Roy Sievers (1B).
1962	Luis Aparicio (SS), Jim Landis (OF).
1963	Nellie Fox (2B), Juan Pizarro (P).
1964	Gary Peters (P), Juan Pizarro (P).
1965	Eddie Fisher (P), Bill Skowron (1B).
1966	Tommie Agee (OF).
1967	Tommie Agee (OF), Ken Berry (OF), Joel Horlen (P), Gary Peters (P).
1968	Tommy John (P), Duane Josephson (C).
1969	Carlos May (OF).
1970	Luis Aparicio (SS).
1971	Bill Melton (3B).
1972	Dick Allen (1B), Carlos May (OF), Wilbur Wood (P).
1973	Dick Allen (1B), Pat Kelly (OF). Kelly replaced Allen due to injury.
1974	Dick Allen (1B), Wilbur Wood (P), Ed Herrmann (C). Herrmann was replaced due to injury.
1975	Bucky Dent (SS), Rich Gossage (P), Jim Kaat (P), Jorge Orta (2B).
1976	Rich Gossage (P).
1977	Richie Zisk (OF).
1978	Chet Lemon (OF).
1979	Chet Lemon (OF).
1980	Ed Farmer (P).
1981	Carlton Fisk (C), Britt Burns (P).
1982	Carlton Fisk (C).
1983	Ron Kittle (OF).
1984	Richard Dotson (P).
1985	Carlton Fisk (C), Harold Baines (OF).
1986	Harold Baines (OF).
1987	Harold Baines (OF).
1988	Ozzie Guillen (SS) Injured, could not play.
1989	Harold Baines (DH). Bold indicates starters

MILESTONE VICTORIES

Victory	Date	Opponent	Score	Sox Winner	Loser
1	April 24, 1901	Cleveland	8-2	Roy Patterson	Bill Hoffer
100	May 30, 1902	At Washington	3-2	Jim Callahan	Casey Patten
500	April 28, 1907	At Detroit	3-1	Frank Owen	Ed Killian
1,000	June 22, 1913	St. Louis	2-0	Ed Walsh	Carl Weilman
2,000	April 28, 1926	At Detroit	9-5	Tommy Thomas	Clyde Barfoot
3,000	August 3, 1940	Washington	7-6	Jack Knott	Rene Monteagudo
4,000	May 15, 1954	Philadelphia	7-6	Virgil Trucks	Lee Wheat
5,000	June 11, 1965	Washington	5-2	Juan Pizarro	Phil Ortega
6,000	June 7, 1978	At Minnesota	8-3	Ken Kravec	Roger Erickson

AWARD WINNERS

Most Valuable Player

1959	Nellie Fox
1972	Dick Allen

Rookie-of-the-Year

1956	Luis Aparicio
1963	Gary Peters
1966	Tommie Agee
1983	<i>Ron Kittle</i>
1985	<i>Ozzie Guillen</i>

Cy Young

1959	Early Wynn
1983	LaMarr Hoyt

Rawlings Gold Glove Award ^R

1957	Sherm Lollar (C), Nellie Fox (2B), Minnie Minoso (OF).
1958	Sherm Lollar (C), Luis Aparicio (SS).
1959	Sherm Lollar (C), Nellie Fox (2B), Luis Aparicio (SS).
1960	Nellie Fox (2B), Luis Aparicio (SS), Minnie Minoso (OF), Jim Landis (OF).
1961	Luis Aparicio (SS), Jim Landis (OF).
1962	Luis Aparicio (SS), Jim Landis (OF).
1963	Jim Landis (OF).
1964	Jim Landis (OF).
1966	Tommie Agee (OF).
1968	Luis Aparicio (SS).
1970	Luis Aparicio (SS), Ken Berry (OF).
1974	Jim Kaat (P).
1975	Jim Kaat (P).
1977	Jim Spencer (1B).
1981	Mike Squires (1B).

EXPANSION DRAFT LOSSES

1961		
Sox Player	Position	Choosing Club
Ted Kluszewski	Infielder	Los Angeles
Jim McAnany	Outfielder	Los Angeles
Ken McBride	Pitcher	Los Angeles
Earl Averill	Catcher	Los Angeles
Ed Hobaugh	Pitcher	Washington
Joe Hicks	Outfielder	Washington

1969		
Sox Player	Position	Choosing Club
Al Fitzmorris	Pitcher	Kansas City
Hoyt Wilhelm	Pitcher	Kansas City
Scott Northey	Outfielder	Kansas City
Dan Haynes	Outfielder	Kansas City
Tommy Davis	Outfielder	Seattle
Jerry McNertney	Catcher	Seattle

1977		
Sox Player	Position	Choosing Club
Pete Vuckovich	Pitcher	Toronto
Jesse Jefferson	Pitcher	Toronto
Sam Ewing	Infielder	Toronto
Bill Stein	Infielder	Toronto
Roy Thomas	Pitcher	Seattle

HALL OF FAMERS

Five Seasons Or More

Player	Year		Sox Avg. Or Rec./
	Elected	Sox Years	Career Avg. Or Rec.
Eddie Collins	1939	1915-26	.331/.333
Ed Walsh	1946	1904-16	195-125/195-126
Ted Lyons	1955	1923-42, '46	260-230/Same
Ray Schalk	1955	1912-28	.254/.253
Red Faber	1964	1914-33	254-212/Same
Luke Appling	1964	1930-50	.310/Same
Harry Hooper	1971	1921-25	.302/.281
Early Wynn	1972	1958-62	64-55/300-244
Luis Aparicio	1984	1956-62, '68-70	.269/.262
Hoyt Wilhelm	1985	1963-68	41-33/143-122

One Or More Games

Player	Year		Sox Avg. Or Rec./
	Elected	Sox Years	Career Avg. Or Rec.
Johnny Evers	1946	1922	.000/.270
Clark Griffith	1946	1901-02	39-16/240-140
Al Simmons	1953	1933-1935	.315/.334
Albert "Chief" Bender	1953	1925	0-0/210-128
Edd Roush	1962	1913	.100/.323
Charles "Red" Ruffing	1967	1947	3-5/273-225
John "Jocko" Conlan	1974	1934-35	.263/.263
George Kell	1983	1954-56	.303/.306

Non-Players

Manager	Year		Managing
	Elected	Sox Years	Record
Hugh Duffy	1945	1910-11	145-159
Frank Chance	1946	1924	0-0
Bob Lemon	1976	1977-78	124-112
Al Lopez	1977	1957-65, '68-69	852-672

Front Office	Year Elected	Affiliated Years
Charles Comiskey	1939	1900-31
Hank Greenberg	1956	1959-63

MOST RECENT SWEEPS

Four-Game Sweeps

Opponent	Dates	Site
Baltimore	June 18-21, 1956	Chicago
Boston	April 27-29, 1962	Chicago
California	September 22-25, 1983	California
Cleveland	July 5-8, 1984	Chicago
Detroit	May 29-31, 1964	Detroit
Milwaukee	July 13-16, 1989	Chicago
Kansas City	May 30-June 2, 1985	Chicago
Minnesota	July 1-3, 1977	Chicago
New York	August 17-20, 1964	Chicago
Oakland	Sept. 24-27, 1987	Oakland
Seattle	September 15-18, 1983	Chicago
Texas	September 5-8, 1985	Texas
Toronto	None	None

Three-Game Sweeps

Opponent	Dates	Site
Baltimore	May 1-3, 1987	Baltimore
Boston	May 22-24, 1987	Boston
California	Sept. 29-Oct. 1, 1987	Chicago
Cleveland	August 25-27, 1989	Cleveland
Detroit	July 2-4, 1984	Chicago
Milwaukee	May 3-5, 1974	Milwaukee
Kansas City	June 27-29, 1975	Chicago
Minnesota	September 14-16, 1987	Chicago
New York	April 26-28, 1985	Chicago
Oakland	April 15-17, 1988	Oakland
Seattle	July 24-26, 1989	Chicago
Texas	August 27-29, 1985	Chicago
Toronto	April 16-18, 1979	Toronto

Two-Game Sweeps

Opponent	Dates	Site
Baltimore	June 1-2, 1977	Chicago
Boston	April 12-13, 1977	Chicago
California	September 11-12, 1979	Chicago
Cleveland	May 13-14, 1985	Chicago
Detroit	July 7-8, 1982	Chicago
Milwaukee	May 9-10, 1989	Milwaukee
Kansas City	August 31-Sept. 1, 1983	Chicago
Minnesota	June 7-8, 1978	Minnesota
New York	May 14-15, 1986	New York
Oakland	April 7, 1971	Oakland
Seattle	August 8-9, 1977	Chicago
Texas	August 29-30, 1983	Chicago
Toronto	August 16-17, 1988	Chicago

INSIDE-THE-PARK-HOMERS

Batter	Date	Opponent	Site
Ed Mulligan	June 3, 1921	Washington	Griffith Stadium
John Mostil	July 17, 1922	New York	Polo Grounds
Alex Metzler	August 3, 1927	Boston	Fenway Park
Cass Michaels	August 2, 1947	Washington	Griffith Stadium
Luke Appling	May 13, 1949	Cleveland	Comiskey Park
Hector Rodriguez	June 10, 1952	Philadelphia	Shibe Park
Nellie Fox	May 22, 1951	Washington	Griffith Stadium
Jim Rivera	June 6, 1954	Washington	Griffith Stadium
Ferris Fain	June 16, 1954	Philadelphia	Comiskey Park
Luis Aparicio	July 30, 1958	Washington	Comiskey Park
John Callison	September 14, 1958	Washington	Comiskey Park
Bubba Phillips	September 14, 1958	Washington	Comiskey Park
Al Smith	July 26, 1959	Baltimore	Comiskey Park
Nellie Fox	September 6, 1961	Minnesota	Metropolitan Stadium
Jim Landis	April 21, 1963	Minnesota	Comiskey Park
Pete Ward	September 18, 1963	Minnesota	Comiskey Park
Ron Hansen	June 24, 1964	Boston	Comiskey Park
Don Buford	July 14, 1966	New York	Yankee Stadium
Tommie Agee	September 22, 1966	New York	Yankee Stadium
Carlos May	September 18, 1971	California	Comiskey Park
Luis Alvarado	August 16, 1972	Milwaukee	Comiskey Park
Dick Allen (2)	September 31, 1972	Minnesota	Metropolitan Stadium
Brian Downing	August 11, 1973	Detroit	Tiger Stadium
Pat Kelly	May 22, 1974	Texas	Comiskey Park
Ron Santo	June 9, 1974	Boston	Comiskey Park
Kevin Bell	June 22, 1976	Kansas City	Royals Stadium
Alan Bannister	July 23, 1977	Toronto	Exhibition Stadium
Wayne Nordhagen	June 9, 1981	Toronto	Comiskey Park
Rudy Law	August 17, 1983	New York	Yankee Stadium
Carlton Fisk	August 30, 1983	Texas	Comiskey Park
Rudy Law	September 21, 1985	Oakland	Comiskey Park
Ivan Calderon	May 27, 1988	Toronto	Exhibition Stadium

ATTENDANCE

Top 10 Comiskey Park Crowds

Attendance	Date	Opponent
55,555	May 20, 1973	Minnesota (DH)
54,215	July 19, 1953	New York (DH)
53,940	June 8, 1951	New York (DH)
53,325	May 15, 1949	Cleveland (DH)
53,067	July 27, 1954	New York
52,712	June 25, 1964	Cubs (Exh.)
52,593	July 12, 1951	Boston (DH)
52,494	June 18, 1933	New York (DH)
52,054	June 10, 1951	New York (DH)
52,000*	May 8, 1927	New York

*Estimated

Top Comiskey Park Crowds Vs. A.L.

Opponent	Attendance	Date
Minnesota	55,555	May 20, 1973
New York	54,215	July 19, 1953
Cleveland	53,325	May 15, 1949
Boston	52,593	July 12, 1951
Milwaukee	51,560	April 14, 1981
California	50,892	June 13, 1982
Kansas City	50,412	July 31, 1977
Baltimore	48,952	September 4, 1977
Detroit	47,795	July 12, 1979
Seattle	45,646	September 17, 1983
Oakland	43,014	September 5, 1983
Texas	42,231	July 3, 1978
Toronto	41,043	April 10, 1979

Defunct Clubs	Attendance	Date
St. Louis (1901-53)	42,040	April 27, 1952
Kansas City (1955-67)	41,661	April 19, 1960
Washington (1901-60)	40,000*	May 10, 1925
Philadelphia (1901-54)	39,544	May 4, 1947
Washington (1961-71)	29,584	June 25, 1961
Seattle (1969)	12,579	April 20, 1969

*Estimated.

Crowd sizes for games prior to 1941 generally are not available and when given usually are rounded to the nearest thousand.


Top 10 Road Crowds

Attendance	Date	Opponent/Site
78,382	August 20, 1948	Cleveland
70,972	July 29, 1951	New York
70,740	August 25, 1940	New York
70,619	August 11, 1951	Cleveland
66,586	August 30, 1959	Cleveland
65,880	June 7, 1970	New York
63,787	June 23, 1957	New York
62,582	June 11, 1967	New York
61,351	July 15, 1956	New York
60,441	June 19, 1951	New York

Home Season Attendance Bests

Attendance	Year
2,136,988	1984
2,132,821	1983
1,669,888	1985
1,657,135	1977
1,644,460	1960

MINOR LEAGUES



Rookie Third baseman Robin Ventura was named college player of decade of the '80's by Baseball America.

MINOR LEAGUE ORGANIZATION

Administration

Director of Scouting and Player Development Al Goldis
Assistant Director of Scouting and Player Development Steve Noworyta
Minor League Administrator Chuck Bizzell

Affiliates

Vancouver Canadians

"AAA" Pacific Coast League
Manager: Marv Foley
Pitching Coach: Moe Drabowsky
Hitting Coach: Roger LaFrancois
Trainer: Greg Latta
General Manager: Brent Imlach
Telephone: 604/872-5232



Birmingham Barons

"AA" Southern League
Manager: Ken Berry
Pitching Coach: Rick Petersen
Hitting Coach: Pat Roessler
Coach: Sam Hairston
Trainer: Dave Wallwork
General Manager: Art Clarkson
Telephone: 205/988-3200

Barons

Sarasota White Sox

"A" Florida State League
Manager: Tony Franklin
Pitching Coach: Don Cooper
Hitting Coach: Ron Jackson
Trainer: Steve Davis
General Manager: Chuck Such
Telephone: 813/954-SOXX



South Bend White Sox

"A" Midwest League
Manager: Rick Patterson
Pitching Coach: Kirk Champion
Hitting Coach: Mike Barnett
Infield Coach: Jim Reinbold
Trainer: Scott Johnson
General Manager: John Baxter
Telephone: 219/284-9988

White Sox

Utica Blue Sox

"A" New York-Penn League
Manager: Tommy Thompson
Pitching Coach: Bill Ballou
Hitting Coach: Charley Lau, Jr.
Infield Coach: Mike Harris
Trainer: Rick Ray
Managing General Partner: Bob Fowler
General Manager: Joanne Gerace
Telephone: 315/738-0999

Blue Sox

White Sox

Gulf Coast White Sox

"Rookie" Gulf Coast League
Manager: Mike Gellinger
Pitching Coach: Jaime Garcia
Hitting Coach: Ernie Rosseau
Coach: Chet DiEmidio
Coach: Coop DeRenne
Trainer: Scott Takao
Telephone: 813/366-8455



Al Goldis



Bart Johnson



Larry Monroe

Instructors

Director of Instruction & Camp Coordinator
 Defensive Coordinator
 Pitching Coordinator
 Hitting Coordinator
 Bunting & Baserunning Coordinator
 Director of Conditioning

Jimmy Snyder
 Doug Mansolino
 Dewey Robinson
 Mike Lum
 Joe Tanner
 Vern Gambetta

Scouts

Major Leagues

Bart Johnson, Advance Scout
 Ed Brinkman, American League, Larry Monroe, National League,
 Joe Nossek, "Eye-in-the-Sky"

Supervisors/National Cross Checkers

Mark Bernstein (Northeast),
 Dan Monzon (South, Latin American)
 Lou Snipp (Midwest/Western)

FULL-TIME SCOUTS: Juan Bernhardt, Tom Calvano, Alex Cosmidis, Preston Douglas, Jesse Flores, Ed Ford, Rod Fridley, Mike Harris, Miguel Ibarra, Ed Pebley, Gary Pellant, Orlando Pena, Mike Powers, Mike Rizzo, Phil Rizzo, Alberto Rondon, Mark Snipp, Mike Taylor, Ron Vaughn. **PART-TIME SCOUTS:** Warren Hughes, Joe Ingalls, Reggie Lewis, Guy Mader, Jose Ortega, Victor Puig, Bob Sloan, Richard Taylor, John Tumminia.

Scouting Areas

Juan Ramon Bernhardt - Dominican Republic
 Tom Calvano - Ohio, Kentucky, W. Virginia, Tennessee
 Alex Cosmidis - North and South Carolina, Virginia
 Preston Douglas - Florida
 Jesse Flores - Arizona, New Mexico, San Diego County
 Ed Ford - New Jersey, New York City
 Rod Fridley - Alabama, Georgia, Northern Florida, Mississippi
 Mike Harris - Eastern Florida
 Miguel Ibarra - Central America
 Ed Pebley - Northern California, Northern Nevada, Utah

Gary Pellant - Colorado, Hawaii, Idaho, Montana, Oregon, Washington, Wyoming
 Orlando Pena - Puerto Rico
 Mike Powers - Louisiana, Texas
 Mike Rizzo - Iowa, Minnesota, Western Illinois, Wisconsin
 Phil Rizzo - Eastern Illinois, Eastern Missouri, Indiana, Michigan
 Alberto Rondon - Venezuela
 Mark Snipp - Northern Louisiana, Northern Texas (Rover)
 Mike Taylor - Arkansas, Kansas, Nebraska, Oklahoma, North and South Dakota, Western Missouri
 Ron Vaughn - Southern California, Southern Nevada

HIGHLIGHTS



The 1989 Pacific Coast League Champions, the Vancouver Canadians.

The White Sox player development system was definitely a winner in 1989. The Sox organization has improved progressively over the last three years during the Larry Himes regime, moving into the top 10 among baseball's 26 organizations in the 1980's.

As the '89 campaign opened, so did the Ed Smith Sports Complex, the new minor league headquarters and spring training facility for the ChiSox, and home of the "A" Sarasota White Sox and the Gulf Coast White Sox. With new managers at all six affiliates, no one was quite sure what 1989 would hold. However, it turned out to be a spectacular season for all six.

The six clubs posted the best overall regular-season record among player development systems, 404-290 (.582). That's the eighth-best record during the 1980's. This is the first system with six clubs to post at least 400 wins since the Mets in 1984.

The White Sox organization also garnered three league titles by Vancouver (Pacific Coast League), Birmingham (Southern League) and South Bend (Midwest League). This is only the fourth time an organization has won three or more full season championships in the last 20 years (1970 L.A., 1980 and 1982 Yankees), and just the 12th time in 20 years an organization has won three or more titles at any level.

The other three Sox affiliates all played at the .500 mark or better. This is an improvement from 1988 when only four of the six Sox teams finished above .500.

The White Sox organization had a fantastic year. Our congratulations to all of our affiliates!



The South Bend White Sox celebrate winning the Midwest League Championship.

FINAL 1989 STANDINGS

Pacific Coast League (AAA)

Overall

	W	L	Pct.	GB
Albuquerque (Dodgers)	80	62	.563	—
Colorado Springs (Indians)	78	64	.549	2.0
Tacoma (Athletics)	77	66	.538	3.5
Las Vegas (Padres)	74	69	.517	6.5
<i>Vancouver (White Sox)</i>	73	69	.514	7.0
Portland (Twins)	72	72	.500	9.0
Calgary (Mariners)	70	72	.493	10.0
Phoenix (Giants)	67	76	.469	13.5
Edmonton (Angels)	65	76	.461	14.5
Tucson (Astros)	56	86	.394	24.0

First Half

North Division	W	L	Pct.	GB
<i>Vancouver (White Sox)</i>	41	30	.577	—
Tacoma (Athletics)	39	33	.542	2.5
Portland (Twins)	36	36	.500	5.5
Edmonton (Angels)	32	37	.464	8.0
Calgary (Mariners)	28	43	.394	13.0

South Division	W	L	Pct.	GB
Colorado Springs (Indians)	44	26	.629	—
Albuquerque (Dodgers)	36	35	.507	8.5
Las Vegas (Padres)	36	35	.507	8.5
Phoenix (Giants)	36	36	.500	9.0
Tucson (Astros)	27	44	.380	17.5

Second Half

North Division	W	L	Pct.	GB
Calgary (Mariners)	42	29	.592	—
Tacoma (Athletics)	38	33	.535	4.0
Portland (Twins)	36	36	.500	6.5
Edmonton (Angels)	33	39	.458	9.5
<i>Vancouver (White Sox)</i>	32	39	.451	10.0

South Division	W	L	Pct.	GB
Albuquerque (Dodgers)	44	27	.620	—
Las Vegas (Padres)	38	34	.528	6.5
Colorado Springs (Indians)	34	38	.472	10.5
Phoenix (Giants)	31	40	.437	13.0
Tucson (Astros)	29	42	.408	15.0

Southern League (AA)

Overall

	W	L	Pct.	GB
<i>Birmingham (White Sox)</i>	88	55	.615	--
Huntsville (Athletics)	82	61	.573	6.0
Orlando (Twins)	79	65	.549	9.5
Greenville (Braves)	70	69	.504	16.0
Columbus (Astros)	71	72	.497	17.0
Charlotte (Cubs)	70	73	.490	18.0
Jacksonville (Expos)	68	76	.472	20.5
Knoxville (Blue Jays)	67	76	.469	21.0
Chattanooga (Reds)	58	81	.417	28.0
Memphis (Royals)	59	84	.413	29.0

First Half

East Division	W	L	Pct.	GB
Orlando (Twins)	40	31	.563	—
Jacksonville (Expos)	37	33	.529	2.5
Columbus (Astros)	32	40	.444	8.5
Charlotte (Cubs)	30	41	.423	10.0
Greenville (Braves)	29	41	.414	10.5
West Division	W	L	Pct.	GB
<i>Birmingham (White Sox)</i>	<i>53</i>	<i>18</i>	<i>.746</i>	—
Knoxville (Blue Jays)	37	34	.521	16.0
Huntsville (Athletics)	37	35	.514	16.5
Chattanooga (Reds)	33	38	.465	20.0
Memphis (Royals)	27	44	.380	26.0

Second Half

East Division	W	L	Pct.	GB
Greenville (Braves)	41	28	.594	—
Charlotte (Cubs)	40	32	.556	2.5
Columbus (Astros)	39	32	.549	3.0
Orlando (Twins)	39	34	.534	4.0
Jacksonville (Expos)	31	43	.419	12.5
West Division	W	L	Pct.	GB
Huntsville (Athletics)	45	26	.634	—
<i>Birmingham (White Sox)</i>	<i>35</i>	<i>37</i>	<i>.486</i>	<i>10.5</i>
Memphis (Royals)	32	40	.444	13.5
Knoxville (Blue Jays)	30	42	.417	15.5
Chattanooga (Reds)	25	43	.368	18.5

Midwest League (A)

	Overall			
North Division	W	L	Pct.	GB
<i>South Bend (White Sox)</i>	<i>85</i>	<i>47</i>	<i>.644</i>	--
Rockford (Expos)	74	59	.556	11.5
Appleton (Royals)	67	68	.496	19.5
Wausau (Mariners)	66	68	.493	20.0
Kenosha (Twins)	63	66	.488	20.5
Beloit (Brewers)	62	72	.463	24.0
Madison (Athletics)	59	72	.450	25.5
South Division	W	L	Pct.	GB
Cedar Rapids (Reds)	80	57	.584	--
Peoria (Cubs)	80	59	.576	1.0
Springfield (Cardinals)	73	62	.541	6.0
Quad Cities (Angels)	72	63	.533	7.0
Burlington (Braves)	60	77	.438	20.0
Clinton (Giants)	55	84	.396	26.0
Waterloo (Indep.)	47	89	.346	32.5

Florida State League (A)

West Division	W	L	Pct.	GB
<i>Sarasota (White Sox)</i>	<i>79</i>	<i>57</i>	<i>.581</i>	—
St. Petersburg (Cardinals)	75	64	.540	5.5
Charlotte (Rangers)	75	64	.540	5.5
Dunedin (Blue Jays)	69	71	.493	12.0
Clearwater (Phillies)	57	79	.419	22.0

Central Division	W	L	Pct.	GB
Lakeland (Tigers)	77	60	.562	--
Baseball City (Royals)	78	61	.561	--
Osceola (Astros)	72	65	.526	5.0
Winter Haven (Red Sox)	52	87	.374	26.0

East Division	W	L	Pct.	GB
St. Lucie (Mets)	79	55	.590	—
West Palm Beach (Expos)	74	64	.536	7.0
Vero Beach (Dodgers)	70	66	.515	10.0
Ft. Lauderdale (Yankees)	61	77	.442	20.0
Miami (Independent)	43	91	.321	36.0

New York-Penn League (A)

East Division	W	L	Pct.	GB
Pittsfield (Mets)	53	23	.697	--
Oneonta (Yankees)	48	27	.640	4.5
Watertown (Pirates)	47	30	.610	6.5
<i>Utica (White Sox)</i>	<i>39</i>	<i>39</i>	<i>.500</i>	<i>15.0</i>
Geneva (Cubs)	36	39	.480	16.5
Auburn (Astros)	35	42	.455	18.5
Elmira (Red Sox)	30	46	.395	23.0

West Division	W	L	Pct.	GB
Jamestown (Expos)	44	32	.579	--
Niagara Falls (Tigers)	43	33	.566	1.0
Batavia (Phillies)	37	39	.487	7.0
Welland (Pirates)	32	44	.421	12.0
Hamilton (Cardinals)	32	44	.421	12.0
St. Catharines (Blue Jays)	31	45	.408	13.0
Erie (Orioles)	25	49	.338	18.0

Gulf Coast League (Rookie)

North Division	W	L	Pct.	GB
Dodgers	40	23	.635	--
Reds	37	26	.587	3.0
Royals	35	28	.556	5.0
Indians	34	29	.540	6.0
Red Sox	27	36	.429	13.0
Astros	16	47	.254	24.0

South Division	W	L	Pct.	GB
Yankees	41	22	.651	--
<i>White Sox</i>	<i>40</i>	<i>23</i>	<i>.635</i>	<i>1.0</i>
Braves	37	26	.587	4.0
Rangers	33	30	.524	8.0
Expos	28	35	.444	13.0
Twins	27	36	.429	14.0
Mets	25	38	.397	16.0
Pirates	21	42	.333	20.0

FINAL 1989 STATISTICS

Pacific Coast League Champions "AAA" Vancouver Canadians (73-69)

BATTERS	AVG	G	AB	R	H	TB	2B	3B	HR	RBI	SH	SF	HP	BB-I	SO	SB	CS	DP	GI
																			E
Kevin Davis	.318	7	22	2	7	10	0	0	1	1	0	0	0	0-0	4	0	1	1	3
Mark Davis	.130	39	123	13	16	22	4	1	0	8	0	0	5	13-0	38	6	2	4	0
Tom Forrester	.202	110	356	32	72	108	16	1	6	50	4	4	2	37-5	78	4	3	10	8
Doug Frobeld	.111	29	90	7	10	18	2	0	2	8	0	1	0	7-1	33	1	0	0	1
Lance Johnson	.304	106	408	69	124	149	11	7	0	28	0	4	0	46-0	36	33	18	2	5
Carlos Martinez	.391	18	64	12	25	36	3	1	2	9	0	2	0	5-0	14	2	2	0	1
Glen McElroy	.000	1	2	0	0	0	0	0	0	0	0	0	0	2-0	0	0	0	0	0
Marlin McPhail	.279	115	365	41	102	148	15	5	7	47	6	5	2	33-3	66	15	9	8	8
Matt Merullo	.222	3	9	0	2	3	1	0	0	2	1	0	0	2-0	1	0	0	1	1
Russ Morman	.278	61	216	18	60	79	14	1	1	23	0	1	1	18-2	41	1	6	5	3
Kelly Paris	.226	68	235	29	53	80	15	0	4	26	4	6	0	25-2	39	5	2	7	13
Billy Jo Robidoux	.317	73	246	36	78	134	19	2	11	42	1	3	0	38-9	46	3	1	6	5
Jeff Schaefer	.228	88	294	32	67	93	13	2	3	22	5	1	1	21-0	29	9	10	4	10
Keith Smith	.213	114	356	29	76	96	9	4	1	18	8	3	4	33-2	55	6	5	7	16
Sammy Sosa	.367	13	49	7	18	24	3	0	1	5	0	0	0	7-0	6	3	1	1	0
Steve Springer	.277	137	520	61	144	195	21	3	8	56	7	5	3	26-1	83	8	8	11	19
Marc Sullivan	.189	84	259	18	49	61	7	1	1	14	2	0	0	23-0	67	0	2	1	2
Dan Wagner	.238	23	80	4	19	25	4	1	0	9	1	3	0	1-0	12	3	0	4	0
Jim Weaver	.206	100	330	35	68	109	13	5	6	26	2	0	1	46-2	91	17	8	3	4
Jerry Willard	.276	90	283	32	78	119	18	1	7	38	0	1	4	43-5	56	0	2	6	1
Dana Williams	.333	4	15	2	5	8	3	0	0	2	0	0	0	1-0	1	0	0	1	1
Eddie Williams	.246	35	114	12	28	39	8	0	1	13	0	0	2	15-0	18	1	1	1	4
George Wright	.242	141	492	72	118	184	35	2	9	41	1	1	5	70-3	74	4	7	8	5

PITCHERS	W-L	ERA	G	GS	CG	SHO	GF	SV	IP	H	R	ER	HR	SH	SF	HBB	BB-I	SO	WPBK	
Jeff Bittiger	9-5	2.12	17	17	6	4	0	0	123.0	93	31	29	5	6	3	4	40-0	122	3	0
Tony Blasucci	3-1	3.75	26	0	0	0	16	4	36.0	24	16	15	3	1	1	1	24-3	42	1	1
Ray Chadwick	0-1	7.30	6	2	0	0	1	0	12.1	11	10	10	1	0	0	2	12-0	8	1	0
John Davis	4-3	2.37	35	0	0	0	27	11	49.1	33	24	13	2	1	1	3	33-2	57	8	1
Mark Davis	0-0	0.00	1	0	0	0	1	0	1.0	0	0	0	0	0	0	0	0-0	1	0	0
Tom Drees	12-11	3.37	26	26	4	3	0	0	168.1	142	76	63	12	8	5	4	72-2	66	2	10
Tom Forrester	0-0	9.64	6	0	0	0	4	0	9.1	12	10	10	0	0	1	0	6-0	7	3	1
Jack Hardy	7-0	1.40	36	0	0	0	12	0	70.2	43	12	11	1	2	6	3	12-3	46	0	1
Greg Hibbard	2-3	2.64	9	9	2	1	0	0	58.0	47	24	17	3	1	3	1	11-0	45	5	0
Jerry Kutzler	5-5	3.83	12	12	2	0	0	0	80.0	76	37	34	6	6	2	7	20-1	36	0	0
Doug Little	1-1	4.74	10	2	0	0	1	0	24.2	29	16	13	2	1	0	1	10-0	9	2	0
Bill Long	1-2	2.77	3	3	2	1	0	0	26.0	17	8	8	2	0	1	0	2-0	14	0	1
Tom McCarthy	2-4	5.40	17	0	0	0	14	7	26.2	27	17	16	1	4	0	0	10-1	17	4	0
Jack McDowell	5-6	6.13	16	16	1	0	0	0	86.2	97	60	59	6	3	4	3	50-0	65	2	1
Marlin McPhail	0-0	0.00	1	0	0	0	0	0	0.1	1	2	03	0	0	0	0	1-0	0	0	0
Ken Patterson	0-1	1.00	2	2	0	0	0	0	9.0	6	2	1	0	1	1	1	1-0	17	2	0
John Pawlowski	5-13	3.30	29	16	1	0	6	0	122.2	120	51	45	5	6	7	3	51-2	88	6	2
Adam Peterson	14-5	2.72	25	24	6	1	0	0	172.0	141	60	52	12	6	6	5	71-0	116	2	0
Rick Rodriguez	2-5	6.31	13	12	0	0	1	0	61.1	90	47	43	4	3	4	5	22-0	26	2	0
Jose Segura	1-2	2.30	44	0	0	0	32	17	66.2	50	21	17	0	1	3	0	19-2	52	1	3
Keith Smith	0-0	22.50	1	0	0	0	1	0	2.0	5	5	5	1	0	0	0	1-0	0	2	0

Southern League Champions "AA" Birmingham Barons (88-55)

BATTERS	AVG	G	AB	R	H	TB	2B	3B	HR	GW				BB-I	SO	SB	CS	DP	GI
										RBI	SH	SF	HP						E
Richie Amaral	.285	122	432	90	123	162	15	6	4	48	7	4	2	88-2	66	57	14	6	23
Jerry Bertolani	.239	75	243	34	58	90	16	2	4	33	1	6	6	25-0	56	2	3	6	20
Kurt Brown	.167	2	6	0	1	1	0	0	0	0	0	0	0	0-0	2	1	0	0	0
Kevin Davis	.237	85	279	38	66	92	13	5	1	37	0	2	1	16-1	68	5	3	8	11
Mark Davis	.255	56	192	35	49	80	10	3	5	26	3	0	1	25-1	52	16	7	3	3
Mark Doran	.284	23	74	13	21	27	2	2	0	7	1	1	2	6-0	24	3	1	0	1
Doug Frobeld	.213	27	80	7	17	29	4	1	2	14	1	2	1	5-2	12	4	3	1	1
Cornelio Garcia	.271	128	461	74	125	158	12	9	1	57	8	4	4	62-0	94	35	12	1	14
Craig Grebeck	.287	143	533	85	153	201	25	4	5	80	11	7	4	63-3	77	14	15	15	28
Glen McElroy	.200	26	70	7	14	15	1	0	0	9	2	0	0	5-0	8	1	2	0	1
Matt Merullo	.294	33	119	19	35	50	6	0	3	23	2	3	0	16-2	15	0	1	3	1
C.L. Penigar	.246	133	427	77	105	129	13	4	1	55	5	2	0	74-5	100	64	22	9	13
Joe Singley	.170	20	47	2	8	9	1	0	0	4	3	0	2	2-0	25	2	1	0	3
Todd Trafton	.259	107	351	57	91	150	17	3	12	56	4	3	8	38-4	81	10	4	7	5
Robin Ventura	.278	129	454	75	126	164	25	2	3	67	4	6	6	93-12	51	9	7	9	27
Aubrey Waggoner	.228	114	302	66	69	116	23	6	4	35	2	1	9	76-1	73	25	12	1	4
Dan Wagner	.251	93	303	41	76	100	11	5	1	44	9	6	4	25-1	34	9	7	9	2
Don Wakamatsu	.254	92	287	45	73	94	15	0	2	45	5	5	7	32-1	55	7	6	4	8
Jerry Willard	.300	5	10	5	3	4	1	0	0	1	0	0	0	7-1	2	0	0	0	2

PITCHERS	W-L	ERA	G	GS	CG	SHO	GF	SV	IP	H	R	ER	HR	SH	SF	HB	BB-I	SOWP	BK	
Wilson Alvarez	2-1	3.03	6	6	0	0	0	0	35.2	32	12	12	2	2	0	1	16-0	18	1	1
Tony Blazucci	2-0	1.13	13	0	0	0	11	5	16.0	7	2	2	0	0	1	0	6-0	17	0	0
Ray Chadwick	2-1	3.91	11	1	0	0	9	3	23.0	22	12	10	2	3	2	3	11-1	16	1	1
Victor Diaz	0-1	2.00	6	0	0	0	5	2	9.0	4	2	2	0	0	1	0	6-0	5	0	1
Wayne Edwards	10-4	3.19	24	19	5	0	1	1	158.0	131	69	56	6	4	1	5	65-1	122	6	4
Buddy Groom	13-8	4.52	26	26	3	1	0	0	167.1	172	101	84	13	10	8	2	78-1	94	11	3
Grady Hall	12-8	3.45	27	27	9	0	0	0	190.2	173	97	73	9	10	4	9	68-0	147	13	1
John Hudek	1-1	4.32	18	0	0	0	16	11	16.2	14	8	8	2	1	0	0	9-0	10	0	0
Jerry Kutzler	9-4	3.62	14	14	4	0	0	0	99.1	95	50	40	5	6	2	4	27-0	85	2	1
Doug Little	4-2	1.29	19	0	0	0	16	5	35.0	28	10	5	0	3	0	2	14-3	27	0	2
Ravelo Manzanillo	8-7	3.90	22	22	2	0	0	0	129.1	105	66	56	11	5	6	6	72-0	89	2	8
Tony Menendez	10-4	3.19	27	18	2	1	6	1	144.0	123	61	51	14	5	1	4	53-2	115	7	2
Scott Middaugh	1-0	0.00	1	0	0	0	0	0	1.2	0	0	0	0	0	0	0	1-0	2	0	0
Chuck Mount	5-4	4.20	43	1	0	0	26	5	85.2	83	48	40	9	2	1	3	44-1	41	7	0
Mike Ollom	1-2	7.11	11	0	0	0	6	1	19.0	25	19	15	2	1	3	1	8-0	12	1	2
C.L. Penigar	0-0	0.00	3	0	0	0	3	0	4.0	2	0	0	0	0	0	0	0-0	3	0	0
Dave Reynolds	4-5	2.56	27	2	1	0	17	1	63.1	45	22	18	3	2	2	3	26-2	38	3	1
Ron Stephens	4-3	3.68	8	8	2	1	0	0	51.1	42	24	21	2	0	1	4	21-2	27	1	0
Todd Trafton	0-0	0.00	1	0	0	0	0	0	0.00	1	1	1	1	0	0	0	1-0	0	0	0

Midwest League Champions "A" South Bend White Sox (85-47)

BATTERS	AVG	G	AB	R	H	TB	2B	3B	HR	RBI	SH	SF	HP	BB-I	SO	SB	CS	DP	E
Clemente Alvarez	.222	86	230	22	51	66	15	0	0	22	9	1	0	16-0	59	4	1	6	8
Cesar Bernhardt	.300	127	493	73	148	206	26	7	6	81	2	8	5	32-2	40	18	12	11	20
Wayne Busby	.298	55	131	21	39	48	5	2	0	17	3	0	0	18-1	24	9	4	0	8
Mark Chasey	.261	104	318	47	83	113	11	5	3	45	3	3	13	36-2	73	15	7	4	15
Nandi Cruz	.205	25	73	6	15	18	1	1	0	7	3	2	0	4-0	13	3	2	1	6
Brian Davis	.000	10	9	0	0	0	0	0	0	0	1	0	0	2-0	4	1	1	1	0
Mike Eatinger	.250	6	24	3	6	7	1	0	0	1	0	0	0	2-0	6	1	0	0	4
Jay Hornacek	.254	81	244	37	62	96	13	0	7	40	4	4	4	26-1	44	7	8	7	7
Derek Lee	.286	125	448	89	128	199	24	7	11	48	4	2	9	87-4	83	45	26	5	8
Rob Lukachyk	.291	122	430	60	125	158	16	4	3	63	5	6	2	35-7	78	18	15	5	9
Carlos Martinez	.545	3	11	2	6	9	3	0	0	3	0	0	0	1-0	1	2	0	0	3
Steve Mehl	.220	72	173	32	38	49	7	2	0	8	5	0	1	31-1	36	12	7	2	2
Ray Payton	.257	33	101	10	26	43	6	1	3	10	0	0	1	5-0	26	2	2	1	1
Kinnis Pledger	.266	89	293	49	78	110	13	5	3	39	4	4	0	56-3	79	26	14	0	4
Greg Roth	.274	117	368	67	101	153	18	2	10	55	4	7	2	88-7	77	9	13	7	20
Joe Singley	.115	9	26	4	3	5	2	0	0	3	0	0	1	2-0	9	0	0	0	4
Ed Smith	.246	115	382	52	94	142	20	2	8	49	0	4	7	43-4	84	7	9	10	43
Eugenio Tejada	.174	75	201	22	35	42	5	1	0	10	2	0	0	6-0	34	10	5	5	31
Randy Warren	.196	49	148	25	29	43	8	3	0	13	0	2	4	22-0	26	11	7	2	4
Rick Wolff	.571	3	7	0	4	5	1	0	0	3	0	1	0	1-0	0	0	0	0	1
John Zaksek	.263	52	133	17	35	38	1	1	0	15	5	0	3	11-1	24	2	4	1	2

PITCHERS	W-L	ERA	G	GS	CG	SHO	GF	SV	IP	H	R	ER	HR	SH	SF	HB	BB-I	SOWP	BK	
Len Brutcher	5-5	3.74	16	14	2	1	0	0	91.1	91	45	38	4	3	2	7	33-0	82	4	3
Sam Chavez	15-3	1.91	20	19	3	1	1	0	141.1	125	46	30	7	3	0	3	38-1	102	3	0
Virgil Cooper	0-1	5.52	16	1	0	0	11	2	29.1	34	20	18	5	0	5	2	14-0	26	1	1
Freddy Dabney	11-7	2.09	26	26	3	0	0	0	163.1	128	50	38	2	4	2	11	65-1	150	7	6
Carlos Delacruz	7-3	2.30	11	11	1	0	0	0	74.1	61	31	19	1	4	3	7	28-0	64	4	3
Scott Fuller	0-0	4.50	5	0	0	0	1	1	10.0	6	5	5	0	0	0	1	7-0	10	0	1
Mike Galvan	4-1	2.14	16	0	0	0	7	1	33.2	18	8	8	1	1	1	2	19-1	34	5	0
Roberto Hernandez	1-1	3.33	4	4	0	0	0	0	24.1	19	9	9	1	2	0	0	7-0	17	0	0
Lee Johnson	5-0	1.48	13	4	1	1	3	1	42.2	29	7	7	1	1	0	2	18-0	37	1	5
Barry Jones	0-0	4.91	3	0	0	0	1	0	3.2	6	3	2	0	1	0	0	0-0	2	0	0
Brett Marshall	1-6	3.75	40	0	0	0	14	0	72.0	71	41	30	7	1	4	2	26-5	58	4	2
Frank Merigliano	11-4	2.91	19	19	4	1	0	0	111.1	92	46	36	3	0	2	6	47-0	101	5	11
Mike Mitchener	6-4	4.15	33	8	0	0	12	3	78.0	81	44	36	4	5	5	2	52-4	41	7	1
Donn Pall	0-0	0.00	2	0	0	0	0	0	3.1	1	0	0	0	0	0	0	0-0	4	0	0
Greg Perschke	0-2	3.10	13	0	0	0	8	1	20.1	19	10	7	0	0	1	1	2-0	16	2	1
Scott Radinsky	7-5	1.75	53	0	0	0	49	31	61.2	39	21	12	1	4	2	5	19-2	83	2	2
Steve Schrenk	5-2	4.33	16	16	1	1	0	0	79.0	71	44	38	6	2	0	8	44-1	49	9	0
Jose Ventura	7-3	1.57	29	10	2	2	8	1	115.0	74	36	20	4	6	1	8	50-1	87	3	0

Comiskey Park Flashback

On April 23, 1923 someone hurled a dynamite bomb at the front gate of Comiskey Park. No one was injured and only a few panes of glass had to be replaced. Disgruntled trade unionists were believed responsible.

"A" Sarasota White Sox (79-57)

BATTERS	AVG	G	AB	R	H	TB	2B	3B	HR	RBI	SH	SF	HP	BB-1	SO	SB	CS	GI	
																		DP	E
Kurt Brown	.272	90	287	26	78	99	13	1	2	30	7	1	6	30-0	51	0	1	6	13
Wayne Busby	.213	49	155	17	33	44	2	3	1	13	0	0	0	19-0	31	2	5	4	16
Edgar Caceres	.295	106	373	45	110	134	16	4	0	50	9	2	2	24-4	39	8	3	12	16
Darrin Campbell	.225	29	89	10	20	26	6	0	0	3	2	0	2	4-0	23	0	0	2	5
Bernardo Cruz	.204	30	93	8	19	24	1	2	0	8	4	1	0	6-0	17	5	3	3	10
Bob Fletcher	.280	118	450	66	126	158	16	5	2	55	8	3	3	48-0	42	24	8	9	24
Paul Fuller	.229	84	245	32	56	78	14	1	2	29	1	2	0	30-1	37	1	0	14	5
Cliff Gonzalez	.283	73	223	33	63	82	7	3	2	20	2	1	2	23-4	23	12	5	4	1
Willie Magallanes	.295	71	241	31	71	89	7	1	3	31	0	1	2	26-2	64	5	1	5	3
Rodney McCray	.265	124	422	81	112	142	19	4	1	34	4	2	9	96-3	81	44	22	6	4
Glen McElroy	.000	2	7	3	0	0	0	0	0	0	1	0	0	2-0	3	0	0	0	0
Javier Ocasio	.250	101	316	32	79	93	10	2	0	36	10	3	3	32-1	46	14	6	10	18
Raymond Payton	.195	15	185	20	36	51	7	1	2	25	1	1	1	14-0	40	1	3	6	0
Jack Peel	.277	76	253	32	70	88	14	2	0	31	4	1	6	24-0	46	5	5	6	18
Dan Rohrmeier	.216	25	74	11	16	21	2	0	1	4	1	1	0	12-0	15	1	0	2	1
Joe Singley	.286	3	7	1	2	2	0	0	0	0	0	0	0	1-0	2	0	1	0	0
Carl Sullivan	.237	108	371	45	88	126	22	2	4	51	5	4	3	28-2	64	6	9	3	10
Scott Tedder	.272	121	386	56	105	123	18	0	0	38	9	4	2	73-1	64	14	9	11	7
Frank Thomas	.277	55	188	27	52	75	9	1	4	30	0	1	3	31-0	33	0	1	6	7
John Zaksek	.250	1	4	0	1	1	0	0	0	1	0	0	0	0-0	0	0	0	0	0

PITCHERS	W-L	ERA	G	GS	CG	SHO	GF	SV	IP	H	R	ER	HR	SH	SF	HB	BB-1	ISO	WP	BK
Ray Chadwick	0-0	2.25	1	0	0	0	0	0	4.0	4	3	1	0	0	0	0	4-0	4	1	0
Sam Chavez	3-3	3.35	7	6	1	0	1	1	40.1	39	15	15	1	3	0	1	8-0	19	1	0
Conde Cortes	6-2	2.72	23	9	1	1	4	0	82.2	66	31	25	2	0	3	1	24-0	59	2	0
Carlos DelaCruz	8-4	2.78	14	13	1	1	0	0	81.0	64	38	25	1	2	3	6	36-1	53	9	2
Brian Drahan	0-1	3.24	7	2	0	0	3	1	16.2	18	9	6	1	1	0	1	5-1	9	1	0
Brian Gennings	0-1	6.45	10	2	0	0	7	0	22.1	28	17	16	5	0	1	0	16-0	8	2	0
Ken Gohmann	0-0	0.42	10	0	0	0	5	2	21.2	10	1	1	0	0	0	3	4-0	11	0	1
Todd Hall	7-7	3.13	20	16	2	1	2	0	118.0	99	49	41	4	2	0	8	48-1	73	7	4
Curt Hasler	14-8	3.39	25	25	4	3	0	0	164.2	166	75	62	7	3	5	19	32-1	84	4	2
John Hudek	1-3	1.67	27	0	0	0	25	15	43.0	22	10	8	1	2	4	2	13-2	39	1	1
Bo Kennedy	14-7	3.01	25	25	3	0	0	0	161.2	137	62	54	9	4	6	4	57-1	86	8	0
Eric King	1-0	1.00	1	1	1	0	0	0	9.0	9	1	1	0	0	0	0	0-0	7	0	0
Brent Knackert	8-5	2.94	35	12	2	0	22	12	98.0	85	41	32	3	0	2	4	35-0	80	4	2
Pat Mehrtens	0-0	5.00	6	0	0	0	2	0	9.0	9	5	5	0	0	0	3	7-0	3	0	0
Scott Middaugh	0-0	3.18	6	0	0	0	4	0	11.1	13	4	4	1	0	0	3	1-0	4	2	0
Jim Morris	0-1	10.13	2	0	0	0	1	0	2.2	3	3	3	0	0	1	0	2-0	4	1	0
Mike Ollom	1-1	5.31	15	0	0	0	6	1	20.1	20	13	12	1	1	0	0	12-1	25	1	2
Bob Resnikoff	1-5	2.66	52	0	0	0	23	8	67.2	57	26	20	3	3	3	1	27-5	74	6	1
Dave Reynolds	4-2	3.66	13	7	2	1	5	1	51.2	48	26	21	4	1	0	2	22-1	25	1	2
Erik Sonberg	1-2	6.28	6	1	0	0	1	0	14.1	20	15	10	0	1	3	1	8-0	11	1	0
Ron Stephens	10-4	1.47	17	17	5	4	0	0	122.2	107	31	20	1	4	5	3	34-5	83	4	4
Carl Sullivan	0-0	4.50	1	0	0	0	1	0	2.0	3	2	1	0	0	0	0	0-0	3	1	1
Scott Tedder	0-0	0.00	1	0	0	0	1	0	1.0	1	0	0	0	0	0	0	0-0	1	0	0

"A" Utica Blue Sox (39-39)

BATTERS	AVG	G	AB	R	H	TB	2B	3B	HR	RBI	SH	SF	HP	BB-1	SO	SB	CS	GI	
																		DP	E
Glen Braxton	.133	5	15	1	2	2	0	0	0	1	0	0	0	4-0	8	0	2	1	0
Ken Coleman	.178	27	90	16	16	16	0	0	0	4	0	1	1	14-0	17	9	2	2	5
Brian Davis	.185	46	135	20	25	34	3	0	2	12	2	0	1	8-0	49	6	1	1	3
Mike Eatinger	.291	21	86	13	25	38	5	1	2	11	1	0	0	5-0	12	1	0	2	4
John Furch	.223	61	224	22	50	72	8	1	4	26	0	0	2	18-0	75	1	2	5	4
Keith Harris	.326	57	193	30	63	80	6	4	1	27	0	4	4	21-1	35	14	12	3	5
Jeff Ingram	.292	50	171	19	50	62	6	0	2	20	1	1	4	14-0	33	1	7	3	8
Greg Kobza	.215	68	219	28	47	73	11	3	3	31	0	3	4	39-3	61	6	6	0	9
Jesus Merejo	.227	37	128	14	29	35	6	0	0	10	2	0	0	11-0	32	3	1	6	6
Ron Plemmons	.241	69	257	37	62	86	12	3	2	24	0	1	2	34-0	48	7	6	2	1
Lance Sanders	.109	16	46	3	5	8	3	0	0	3	0	1	0	8-0	20	0	1	0	6
Joe Singley	.280	30	107	15	30	39	6	0	1	14	3	0	0	8-0	31	2	0	3	6
Dean Tatarian	.287	49	167	29	48	64	10	0	2	25	1	1	4	20-0	37	10	2	4	7
Alex Tajada	.215	85	271	27	58	68	4	0	2	20	10	2	0	18-0	68	20	9	5	18
Rob Thompson	.214	18	56	6	12	17	2	0	1	10	2	0	0	1-0	8	0	1	1	3
Dennis Walker	.230	72	256	28	59	75	6	5	0	20	2	2	3	18-1	73	11	6	5	13
Jerry Wolak	.274	57	223	28	61	84	13	5	0	24	1	0	4	12-0	35	12	4	3	6
John Zaksek	.214	32	117	16	25	34	3	3	0	17	0	0	0	14-1	17	7	2	0	1


PITCHERS	W-L	ERA	G	GS	CG	SHO	GF	SV	IP	H	R	ER	HR	SH	SF	HB	BB-I	SO	WP	BK
Ken Burroughs	0-2	7.45	9	5	0	0	4	0	19.1	21	23	16	1	0	1	1	33-0	12	8	0
Rich Capparelli	2-0	3.42	12	0	0	0	8	0	23.2	20	11	9	1	0	3	1	12-0	30	2	1
Virgil Cooper	4-3	4.18	10	10	0	0	0	0	56.0	52	28	26	3	3	1	0	29-0	33	3	1
Mike Davino	6-1	2.82	19	1	0	0	8	2	54.1	42	25	17	1	3	2	1	22-1	63	0	2
Mike Galvan	0-0	0.00	2	0	0	0	0	0	4.1	1	0	0	0	0	0	0	1-0	4	0	0
Dave Gorman	1-3	5.88	13	4	0	0	6	0	33.2	38	29	22	3	0	2	5	23-0	17	4	2
Brian Keyser	4-4	2.98	14	13	2	0	0	0	93.2	79	37	31	6	2	2	4	22-0	70	5	3
Richard Long	3-3	3.63	20	0	0	0	11	2	52.0	44	28	21	0	7	1	4	29-2	54	2	2
Pat Mehtens	4-6	3.77	16	16	0	0	0	0	93.0	75	49	39	8	4	3	7	54-0	66	2	0
Scott Middaugh	4-4	2.90	11	11	0	0	0	0	62.0	57	26	20	5	4	2	4	22-0	50	6	0
Greg Perschke	0-0	1.59	14	0	0	0	14	9	17.0	5	3	3	0	0	0	1	4-0	20	0	3
Johnny Ruffin	4-8	3.36	15	15	0	0	0	0	88.1	67	43	33	3	5	1	1	46-0	92	8	0
John Smith	0-1	4.50	1	1	0	0	0	0	6.0	7	4	3	0	1	1	0	3-0	3	0	0
Scott Stevens	4-3	1.96	22	0	0	0	17	4	46.0	40	25	10	4	3	2	1	13-0	51	4	0
Dave VanWinkle	3-1	5.13	17	2	0	0	8	2	40.1	40	28	23	2	1	4	2	26-0	32	4	1

"Rookie" Sarasota White Sox (39-23)

BATTERS	AVG	G	AB	R	H	TB	2B	3B	HR	RBI	SH	SF	HP	BB-I	SO	SB	CS	DP	E	GI
Robert Andujar	.154	10	26	4	4	4	0	0	0	1	0	0	2	2-0	9	2	0	0	0	
Jeff Buell	.258	36	120	20	31	37	6	0	0	13	1	1	1	14-2	27	2	1	2	8	
Scott Cepicky	.323	39	130	14	42	54	8	2	0	23	0	1	1	12-0	12	6	4	5	2	
Ken Coleman	.434	22	76	23	33	43	6	2	0	13	1	1	3	13-0	7	16	7	3	1	
Kevin Coughlin	.257	24	74	11	19	21	2	0	0	13	0	0	0	12-0	8	9	2	1	0	
Andy D'Ambrosio	.185	25	65	10	12	21	2	2	1	7	0	1	2	12-0	21	0	0	2	6	
Mike Eatinger	.265	29	102	16	27	40	6	2	1	16	1	2	0	12-0	14	7	4	3	5	
Scott Egan	.250	3	8	1	2	3	1	0	0	0	0	0	0	0-0	1	0	0	1	0	
Horace Gaither	.297	47	158	30	47	58	7	2	0	11	3	3	0	17-0	14	29	7	2	12	
Ramon Guzman	.200	22	65	3	13	17	2	1	0	5	0	1	2	3-0	16	4	3	0	0	
John Hairston	.213	22	47	16	10	15	1	2	0	4	0	1	0	13-0	17	7	1	0	0	
Steve James	.220	29	82	14	18	25	1	0	2	11	0	1	1	18-0	22	5	2	0	3	
Todd Martin	.263	22	80	14	21	21	0	0	0	5	1	0	0	8-0	17	10	4	1	6	
Eric Milholland	.000	1	1	0	0	0	0	0	0	0	0	0	0	0-0	1	0	0	0	0	
Daniel Monzon	.247	25	73	17	18	23	3	1	0	10	2	2	1	14-0	12	2	0	1	5	
Wayne Moye	.217	18	46	5	10	14	0	2	0	3	1	1	0	4-0	17	3	3	1	1	
Randy Norris	.260	33	73	13	19	22	1	1	0	8	1	0	1	9-0	20	9	1	0	1	
Rogelio Nunez	.226	38	106	8	24	25	1	0	0	10	3	1	0	1-0	21	8	4	2	7	
Rafael Ochoa	.150	17	40	5	6	6	0	0	0	5	0	1	0	5-0	13	1	0	2	2	
Jorge Ramos	.213	45	136	17	29	33	1	0	1	17	3	1	5	8-0	24	9	5	1	13	
Lance Sanders	.238	10	21	3	5	8	1	1	0	4	0	0	0	8-0	5	2	0	0	3	
Don Shepard	.183	26	82	11	15	19	4	0	0	4	1	0	0	7-0	28	4	7	1	0	
Joe Solimine	.188	25	69	12	13	22	6	0	1	10	0	0	1	15-0	14	1	1	1	3	
Craig Teter	.279	42	129	15	36	60	11	2	3	20	0	4	2	10-0	24	4	7	0	2	
Frank Thomas	.333	16	48	7	16	24	5	0	1	11	0	2	1	11-0	2	1	0	0	2	
Alfredo Valentin	.222	28	99	16	22	30	6	1	0	15	0	2	0	4-0	15	4	2	1	0	
Barry Williams	.143	5	21	2	3	4	1	0	0	0	0	0	0	1-0	6	2	0	0	0	

PITCHERS	W-L	ERA	G	GS	CG	SHO	GF	SV	IP	H	R	ER	HR	SH	SF	HB	BB-I	SO	WP	BK
Jeff Bittiger	1-1	0.75	2	2	0	0	0	0	12.0	7	3	1	0	0	1	0	0-0	10	0	0
Tom Borgula	4-0	3.57	14	0	0	0	2	0	22.2	28	14	9	1	2	0	3	11-0	20	1	2
Rolando Caridad	1-1	3.33	13	0	0	0	8	0	27.0	20	12	10	1	0	1	2	15-0	24	3	0
John Chafin	1-0	1.80	4	1	0	0	1	0	15.0	14	4	3	0	0	0	0	6-0	7	1	0
Scott Cocanower	0-0	0.00	1	0	0	0	1	1	1.0	0	0	0	0	0	0	0	0-0	1	0	0
Kevin Conover	1-0	2.16	16	0	0	0	14	4	16.2	10	4	4	1	2	0	0	7-1	22	0	0
Ramon Garcia	6-4	3.06	14	7	2	1	2	0	53.0	34	21	18	1	0	1	2	17-0	52	1	4
Brian Gennings	0-1	0.00	5	0	0	0	2	0	10.1	9	1	0	0	2	0	1	2-0	6	2	1
John Hairston	0-0	3.00	1	0	0	0	0	0	3.0	2	1	1	1	0	0	0	2-0	1	0	0
Pat Hulme	1-1	1.51	15	0	0	0	3	1	35.2	17	6	6	1	2	1	0	18-0	27	0	1
Bobby Hunter	8-0	1.11	10	9	0	0	0	0	48.2	35	11	6	1	0	0	2	11-0	45	2	3
Ernie Johnson	0-1	4.50	5	0	0	0	1	0	10.0	9	5	5	0	0	0	0	4-0	10	11	0
Barry Jones	0-1	1.47	7	4	0	0	2	1	18.1	12	7	3	0	0	0	1	5-0	14	0	0
Eric King	1-1	4.09	2	2	0	0	0	0	11.0	13	8	5	0	1	1	1	3-1	8	2	1
Dan Matznick	2-3	3.12	12	11	0	0	1	0	52.0	46	27	18	0	2	2	3	28-0	47	4	1
Jack McDowel	2-0	0.75	4	4	0	0	0	0	24.0	19	2	2	0	0	0	1	4-0	25	2	0
Mike Mongiello	1-3	3.58	8	4	0	0	3	2	32.2	28	16	13	2	0	0	2	13-0	28	4	1
James Robinson	4-0	1.54	9	7	0	0	1	0	41.0	25	7	7	0	2	3	0	16-0	32	1	3
Jorge Ruiz	1-2	5.09	11	0	0	0	2	0	23.0	24	17	13	0	0	2	0	8-0	18	0	2
Scott Thomas	0-2	3.00	19	0	0	0	16	7	24.0	19	8	8	1	0	0	0	14-2	25	1	0

MEDIA



White Sox broadcaster Tom Paciorek said, "If the White Sox ever win eight games in a row, I'll shave my head." Paciorek kept his word.

GUIDELINES

Credentials

Application for credentials to White Sox baseball at Comiskey Park should be made in writing on appropriate letterhead. Address requests to Chuck Adams, Vice President/Public Relations, Chicago White Sox, 324 W. 35th Street, Chicago, IL 60616. Requests for season credentials should be received by March 15, 1990. Single-game or single-series requests should be received at least one week prior to the desired game(s). Season credentials will be mailed; single-game or single-series passes will be left at the press "will call" gate (9). Single-game or single-series credentials must be displayed at all times.

Media Will Call

Press "will call" at Comiskey Park is located at Gate 9 on the third base (Shields Avenue) or west side of the park. The gate opens beginning two hours prior to the game's starting time. Media needing earlier access to Comiskey Park should make special arrangements through the White Sox public relations office.

Parking

Press parking is limited. The White Sox public relations office will make every effort to accommodate media members. Most of the parking available to the press is located on 34th Street immediately north of the left field wall.

Clubhouses

The White Sox occupy the third base clubhouse; visiting teams man the first base clubhouse. The White Sox clubhouse is open to the media until approximately 30 minutes prior to the start of each game and again about 10 minutes following the game's conclusion. The White Sox clubhouse is closed to the media between games of doubleheaders unless special exceptions are made by the manager. The visiting clubhouse is subject to the rules of the respective club.

Access Limits

The White Sox training room, weight room and players' lounge inside the White Sox clubhouse are off limits to the media *at all times*.

Dugouts

The dugouts are off limits during games to everyone except uniformed personnel and certain White Sox officials in accordance with American League rules.

Field

Credentials must be marked for field access. Credentials do not necessarily entitle holders access to the field. Media members with field privileges are free to circulate during batting practice through the conclusion of infield drills. Following both teams' infield drills, the field must be cleared of all non-uniformed personnel. Except in unusual cases, the field also is off limits following the conclusion of games.

Photo Locations

Field level and upper deck photo locations are available. The field level positions are located in dugouts on each baseline just beyond the players' dugouts. Since space is limited, most field photo positions are assigned for the season. Special arrangements for use of the field level positions must be made through the White Sox public relations office. Several photo baskets hang from the facade of the upper deck at varying intervals around the infield. There are no photo positions in the outfield or on Comiskey Park's roof.

Game Notes

Game notes and statistics are provided by both teams prior to each game in bins affixed to the front of row three in the main working room of the press box.

Post-Game Notes

Notes, clubhouse quotes and statistics are provided to the press in written form as soon as possible following the game.

Press Box

Located on level five, most seats are assigned on a season basis. Access is limited strictly to working members of the media. Non-working members of the press should contact the public relations office prior to the game for accommodation in the stands. In addition to media services, a light meal service, snacks, and beverages are available. No guests will be tolerated.

Bards Room

Press credentials afford media members admittance to the Comiskey Park Bards Room (level four) for a pre-game meal. The Bards Room, which serves press meals in its north dining room beginning two hours prior to the game, also opens for soft drinks for approximately one and one-half hours following the game. Space in the press dining room is limited so media members are asked to eat and relinquish their seats for others. A one dollar gratuity for the servers is traditional and appreciated.

Broadcast Booths

Comiskey Park broadcast booths are pre-assigned. There are only five. Broadcast booth needs should be directed to Dan Fabian, coordinator of broadcasting. Spanish-language station WTAQ, La Grange, broadcasts some White Sox home games, further limiting booth availability for non-broadcast needs.

Interviews

Uniformed personnel normally are available to the media on the field during batting practice and in the clubhouse during times when the clubhouse is open to the press. Media members needing to reach members of the White Sox organization at other times should contact the club's public relations office.

WHITE SOX RADIO BROADCAST HISTORY

<i>Years</i>	<i>Affiliates</i>	<i>Announcers</i>
1924-26	WMAQ	Hal Totten
1927-28	WGN	Quin Ryan
1929	WGN	Q. Ryan-Frank Dahm
1930	WGN	Q. Ryan-John Thompson
1931-39	WGN*	Bob Elson
1940-42	WGN*	B. Elson-Jack Brickhouse
1943	WGN*	J. Brickhouse
1944	WIND	B. Elson
1945	WJJD	B. Elson-J. Brickhouse
1946-51	WJJD	B. Elson
1952-56	WCFL	B. Elson
1957-60	WCFL	B. Elson-Don Wells
1961	WCFL	B. Elson-Ralph Kiner
1962-65	WCFL	B. Elson-Milo Hamilton
1966	WCFL	B. Elson-Bob Finnegan
1967-70	WMAQ	B. Elson-Red Rush
1971-72	WTAQ/WEAW	Harry Caray-Ralph Faucher
1973	WMAQ	H. Caray-Gene Osborn
1974-75	WMAQ	H. Caray-Bill Mercer
1976	WMAQ	H. Caray-Lorn Brown
1977	WMAQ	H. Caray-Jimmy Piersall- L. Brown, Mary Shane
1978-79	WMAQ	H. Caray, J. Piersall, L. Brown
1980	WBBM	H. Caray-J. Piersall- J. McConnell, R. King
1981	WBBM	H. Caray-J. McConnell, R. King
1982	WMAQ	J. McConnell-Early Wynn
1983	WMAQ	J. McConnell-E. Wynn- L. Brown
1984	WMAQ	J. McConnell-L. Brown
1985-88	WMAQ	L. Brown-Del Crandall
1989 -	WMAQ	W. Hagin-J. Rooney

*From 1934-43, a number of other Chicago radio stations--WBBM, WMAQ, WCFL, and WJJD --aired White Sox games by sharing the WGN feed.

BROADCASTING

Broadcasts

The 1990 edition of the White Sox is scheduled to be seen 162 times on over-the-air (WGN-TV) or cable (SportsChannel Chicago) television. The White Sox plan to offer 42 regular-season and three spring training contests on WGN, along with the annual White Sox-Cubs Gatorade Windy City Classic. SportsChannel Chicago will carry 114 regular-season and one spring training contest. ESPN will present two Sox games with CBS-TV broadcasting one. The carrier of three other games will be announced at a later date. WMAQ (670 AM) Radio, Chicago's 50,000-watt, clear channel Westinghouse affiliate continues to serve as the Sox flagship station, carrying all 162 regular-season games and 16 spring training contests. WTAQ (1300 AM) Radio, LaGrange, Ill., offers Spanish language descriptions of selected home and road contests.

Jim Durham

Enters his first season as Sox broadcaster joins color analyst Tom Paciorek in the ChiSox broadcast booth for WGN Television has made sporadic appearances in the Sox TV booth filling in for announcers long known as the "Voice of the Bulls," JD is in his 17th season as the Chicago Bulls play-by-play broadcaster earned widespread recognition and respect for his enthusiastic and professional style-a style which has made him one of the top broadcasters in the game today despite his hectic NBA schedule, has also broadcast numerous collegiate basketball games, and previously spent three years handling the TV broadcasts for the Houston Astros the 42-year-old Durham attended Illinois State University Jim and his wife, Helen, make their home in Tomball, Texas with daughter Traci and son Richard.



Tom Paciorek

Now in his third season with the White Sox teams with White Sox newcomer Jim Durham on WGN-TV and Ken Harrelson on SportsChannel spent his 1989 off-season playing for the Orlando Juice in the Senior League in Florida batted .272 for the Juice got his start in broadcasting by dabbling in the field in 1984 with the White Sox and in 1987 with the Texas Rangers while idled on the disabled list conducted interviews at that year's Texas Old-Timers Game at Arlington Stadium has worked for Cable News Network as an off-season sports announcer and covered the 1986 World Series for CNN completed 15-plus-year playing career in 1987 as a Ranger injuries limited him to 27 games spent three and one-half seasons (1982-85) with the White Soxled the '83 A.L. West Division champion ChiSox in hitting (.307) and slugging percentage (.490) registered the game-winning RBI in Chicago's only 1983 ALCS victory, a 2-1 triumph at Baltimore in game one batted .288 in a White Sox uniform in 376 games, including 24 home runs and 156 runs batted in hit over .300 in two of his three full campaigns with the White Sox acquired by the White Sox from Seattle on December 11, 1981 in a trade that sent catcher Jim Essian, shortstop Todd Cruz, and outfielder Rod Allen to the M'straded by Sox to New York Mets on July 16, 1985 for infielder Dave Cochrane lengthy playing career included 1392 major league games for six clubs—Dodgers, Braves, Mariners, White Sox, Mets, and Rangers lifetime batting average of .282 with 1162 hits, 86 home runs, and 503 runs batted in appeared in two league championship series (1974 as a Dodger, 1983 with the White Sox), one World Series (Dodgers in '74), and one All-Star



(Tom Paciorek continued)

Game (1981 as a Mariner) named minor league player-of-the-year by *The Sporting News* in 1972 two-time baseball all-America choice and two-time honorable mention all-America defensive back in football at the University of Houston played baseball at Houston with singer Larry Gatlin of The Gatlin Brothers graduated from Houston in 1970 with a bachelor's degree in education ninth-round draft choice of the N.F.L.'s Miami Dolphins in 1968 one of four brothers to play professional baseball native of Hamtramck, Mich. where he was a member of the 1961 Pony League World Series championship team as a youngster Paciorek, wife Christine, and their five children reside in Stone Mountain, Ga.

Ken Harrelson

One of the most colorful personalities in baseball, Harrelson returns to the familiar role as White Sox broadcaster for SportsChannel for the 1990 season Harrelson will also be a regular member of "Sox '90 Weekly," the team's official highlight show which airs on SportsChannel last broadcast ChiSox games from 1982-1985 then left the broadcast booth and was named Executive Vice President-Baseball Operations for the White Sox October 2, 1985 served as General Manager for one season and then resigned his post to pursue his broadcasting career most recently served as play-by-play man for New York Yankees telecasts on SportsChannel New York he teamed with Spencer Ross in '87 and Bobby Murcer in '88 his role as Yankees sportscaster came to an end when the team moved its telecasts off SportsChannel New York in 1989 began broadcasting career with the Boston Red Sox in 1975 where he remained until joining the White Sox in 1981 played professional baseball for nine years helped lead the Red Sox to the American League Pennant in 1967 played for Boston in the 1967 World Series enjoyed finest professional season in 1968 with the Red Sox, belting 35 home runs while accruing 109 RBI also hit 30 homers in 1969 with Boston and Cleveland the Red Sox traded him to Cleveland in 1969, a deal that caused such a furor that irate BoSox fans picketed Boston's Fenway Park also modeled uniforms in Washington and Kansas City during his career a broken leg ended his career in 1971 appeared in 900 major league games amassing 131 home runs and 421 RBI while batting .239 credited with bringing the batting glove to major league baseball played golf professionally for a time before entering broadcasting notched his first hole-in-one while golfing in Florida in January 1990 the 47-year-old Harrelson and his wife Aris are the parents of two children: a daughter Krista (14) and son Casey (12) the family resides in suburban Naperville, Illinois.



Comiskey Park Flashback

There have been two forfeited games in Comiskey Park, the first one coming on April 26, 1925 when a capacity crowd stormed the field with two outs in the ninth inning, believing the game had ended. The Cleveland Indians were awarded a 9-0 victory. The second occurred on July 12, 1979 when a between-games "Disco Demolition" forced cancellation of a contest with the Detroit Tigers.

John Rooney

Now in his third season with the White Sox, but his second season on radio after spending the '88 season in the White Sox TV booth teams with Wayne Hagin in the WMAQ radio booth familiar voice from various national assignments with CBS Radio the past five years this season will be broadcasting the Sunday night game-of-the-week series for CBS Radio currently the "workaholic" Rooney is radio voice for the Chicago Bulls on WLUP AM and the television voice for Raycom's Big-10 basketball began baseball broadcasting career at the "AAA" level in Oklahoma City and Louisville, spending the 1981-82 seasons with the Oklahoma City 89ers and the 1983-84 campaigns with the Louisville Cardinals sandwiched two stints (1980, '84-85) as a sports reporter for KMOX radio, St. Louis around his baseball baptism CBS Radio beckoned Rooney to New York in 1985 where he described seven NCAA basketball Tournaments including the "Final Four," and two Cotton Bowls in addition to serving as a play-by-play voice for the network's revised "basketball game-of-the-week" series teamed with Jack Buck on CBS Radio's coverage of the 1988 and '89 World Series also did the play-by-play of the American and National League Championship Series for the last three years member of Minnesota Twins broadcast team during the 1987 championship series currently the television voice of Northwestern University basketball on SportsChannel also TV voice for University of Missouri basketball began his broadcast career in the high school ranks in Missouri and Kansas, winning the Kansas Association of Broadcasters sportscaster of the year award in 1977 native of Richmond, Mo. Rooney resides in west suburban Naperville, Ill. with his wife Terri and daughters Amanda and Brooke.



Wayne Hagin

Now in his second season with the White Sox radio team after stints with the San Francisco Giants and Oakland A's his successful teaming with John Rooney in the WMAQ Radio booth saw the ratings for Pale Hose baseball rise Hagin worked two seasons with the Giants (1987-88) and four with the Oakland A's (1981-84) has done NBA basketball play-by-play for the Golden State Warriors his Bay Area broadcast experience also included work for KCBS Radio and KPIX-TV in San Francisco as a sportscaster currently with ESPN in its coverage of NCAA basketball also did play-by-play for the Continental Basketball Association (CBA) on ESPN one of the original sports anchors on ESPN's "SportsCenter" the Denver native was raised in San Jose, California attended San Diego State University on a baseball scholarship and graduated in 1979 Hagin resides in west suburban Naperville, Ill. with his wife Valerie.



Frank Diaz

Fifth-year producer and play-by-play announcer for Spanish language broadcasts of White Sox games on WTAQ (1300 AM) Radio, LaGrange, Ill., also known as La Mexicana coordinates the 1990 package that includes 34 home games and 6 road games, including the Windy City Classic instrumental in expanding WTAQ's coverage from 33 games in 1986 to 100 games in 1989 also serves as Manager of Hispanic Community Relations for the club broke into baseball as substitute color commentator for Chicago Cubs Spanish broadcasts on WOJO-FM in Evanston during the '84 season a Chicago native, Diaz was raised in Puerto Rico graduated from Columbia College of Chicago in 1983 with a journalism degree, and also attended Marquette University began career with WOJO-FM as a general reporter, then moved to WTAQ-AM in 1985 single, 30, resident of Chicago volunteers free time to the American Diabetes Association as a member of the Board of Directors and Publicity Chairman.



Chico Carrasquel

The former White Sox shortstop makes his debut as a big-league color commentator after serving as a guest analyst on WTAQ-AM broadcasts in 1989 spent 10 seasons as a broadcaster for radio and TV in the Venezuelan Winter League the Caracas native wore the Sox uniform for six of his 10 major-league seasons, compiling a .258 lifetime average and playing in 1,325 games with Chicago (1950-55), Cleveland (1956-58), Kansas City (1958), and Baltimore (1959) three-time All-Star starter (1951, '53, '54), he also went to the All-Star Game in '55 was followed in the Sox infield by Hall of Famer and fellow Venezuelan Luis Aparicio in 1960, became a coach and later manager for the Caracas Lions, while scouting in Venezuela for the Royals and Mets still keeps a winter home in Caracas while he and his wife, Connie, spend the summertime in Chicago his Venezuelan residence includes a trophy room he opens to the public, in which he addresses youth groups about his distinguished career and advises them to "say no to drugs" Opening Day age: 62.



WHITE SOX TV BROADCAST HISTORY

Years	Affiliates	Announcers
1948-54	WGN/9	Jack Brickhouse-Harry Creighton
1955	WGN/9	J. Brickhouse-H. Creighton-Vince Lloyd
1956-64	WGN/9	J. Brickhouse-V. Lloyd
1965-67	WGN/9	J. Brickhouse-Lloyd Pettit
1968	WFLD/32	Jack Drees-Dave Martin
1969	WFLD/32	J. Drees-Mel Parnell
1970	WFLD/32	J. Drees-Billy Pierce
1971-72	WFLD/32	J. Drees-Bud Kelly
1973-74	WSNS/44	H. Caray-Bob Waller
1975	WSNS/44	H. Caray-J.C. Martin
1976	WSNS/44	H. Caray-Loren Brown
1977	WSNS/44	H. Caray-L. Brown-J. Piersall, Mary Shane
1978-79	WSNS/44	H. Caray-L. Brown - J. Piersall
1980	WSNS/44	H. Caray-J. Piersall
1981	WGN/9	H. Caray-J. Piersall-Lou Brock
1982	WFLD/32 & SportsVision	Don Drysdale-Ken Harrelson
1983	WFLD/32 & SportsVision	D. Drysdale-Ken Harrelson-Early Wynn-L. Brown
1984-85	WFLD/32 & SportsVision	D. Drysdale-K. Harrelson
1986-87	WFLD/32 & SportsVision	D. Drysdale-Frank Messer
1988	WFLD/32 & SportsVision	John Rooney-Tom Paciorek
1989	WFLD/32 & SportsVision	Gary Thorne-Tom Paciorek
1990	WGN/9 & SportsChannel	Jim Durham, Ken Harrelson, Tom Paciorek

MEDIA DIRECTORY

Newspapers

- Chicago Sun-Times, 401 N. Wabash, Chicago, IL 60611, 312/321-2663.**
Joe Goddard (B), Dave van Dyck (B), Ray Sons (C), Terry Boers (C), Joel Bierig, Dan Pompei, Toni Ginnetti, Herb Gould, Don Snider (SE), Jeff Rude (ASE).
- Chicago Tribune, 435 N. Michigan, Chicago, IL 60611, 312/222-3478.**
Ed Sherman (B), Andy Bagnato (B), Al Solomon (B), Jerome Holtzman (C), Bob Verdi (C), Bernie Lincicome (C), Mike Conklin (C), Steve Nidetz (R-TV), Mike Kiley, Bob Markus, Phil Hersh, John Twohey (SE), Richard Leslie (SE), Gary Dryska (ASE).
- Daily Herald, 217 W. Campbell, Arlington Hts., IL 60006, 708/870-3624.**
Mark Ruda (B), Mike Imrem (C), Jim O'Donnell (R-TV), Don Friske, Bob Frisk (SE), Jim Cook.
- Southtown Economist, 5959 S. Harlem, Chicago, IL 60638, 312/586-8800.**
Paul Ladewski (B), John Hector (SE), Bill Gleason (C).
- Chicago Defender, 2400 S. Michigan, Chicago, IL 60616, 312/225-2400.**
Larry Gross (SE).
- Rockford Register-Star, 99 E. State, Rockford, IL 61104, 815/987-1380.**
Mark Curnutte (B), Dave Shultz (SE).
- Gary Post-Tribune, 1065 Broadway, Gary, IN 46402, 219/881-3136.**
John Mutka (SE), Pat Maman (Exec. SE).
- Hammond Times, 417 Fayette, Hammond, IN 46320, 219/933-3232.**
Ron Brow (SE), Eric Hansen, John O'Malley.
- The National, 35 E. Wacker Dr., Ste. 1550, Chicago, IL 60601, 312/368-8700**
Bud Shaw (Bureau Chief), Tony Moton (B).

Wire Services

- Associated Press, 230 N. Michigan, Chicago, IL 60601, 312/781-0500.**
Joe Mooshil (SE), Jim Litke.
- United Press International, 360 N. Michigan, Chicago, IL 60601, 312/781-1600.** Bob Murphy (SE).
- City News Bureau, 35 E. Wacker, Chicago, IL 60601, 312/782-8100.**
Steve Foltin (SE).
- Copley News Service, Room #439, 401 N. Wabash, Chicago, IL 60601.**
Gene Seymour.

Television Stations

- WGN-TV (Ind., channel 9, Sox flagship), 2501 Bradley Place, Chicago, IL 60618, 312/883-3326.**
Dan Roan (SD), Sid Garcia, Harry Gold (SP).
- SportsChannel (Sox cable flagship), 820 W. Madison, Oak Park, IL 60302, 708/524-9444.** Michelle Zuffante-Godwin (SP).
- WBBM-TV (CBS, channel 2), 630 N. McClurg Court, Chicago, IL 60611, 312/951-3641.**
Johnny Morris (SD), Howard Sudberry, Rich King, Norm Potash (SP), Bob Vasilopolous (SP).
- WMAQ-TV (NBC, channel 5), NBC Tower, 454 No. Columbus Drive Chicago, IL 60654, 312/836-5665/5658**
Mark Giangreco (SD), Tom Shaer, Bill Gutman (SP).
- WLS-TV (ABC, channel 7), 190 No. State, Chicago, IL 60601, 312/750-7108.**
Tim Weigel (SD), Jim Rose, Brad Palmer, Tom Robison (SP), Pete Bordwell (SP), Larry Snyder (SP).
- WFLD-TV (Fox, channel 32.), 205 N. Michigan, Chicago, IL 60601, 312/565-5530.**
Bruce Wolf (SD), Bob Vorwald (SP).
- ESPN 358 W. Ontario, Chicago, IL 60610, 312/951-1180**
John Dahl (SP), Andrea Kremer (talent).

Radio Stations

- WMAQ** (670 AM, Sox flagship), Merchandise Mart, Chicago, IL 60654, 312/245-6100.
Ron Gleason, Tom Greene, Steve Olken, Cheryl Raye.
- WTAQ** (1300 AM, Sox Spanish-language flagship), 9355 W. Joliet Road, La Grange, IL 60525, 312/352-1300.
Chico Carrasquel (color), Frank Diaz (play-by-play).
- WBBM** (780 AM), 630 N. McClurg Court, Chicago, IL 60611, 312/951-3831.
Dave Eanet (SD), Brian Davis, Eric Brown.
- WGN** (720 AM), 435 N. Michigan, Chicago, IL 60611, 312/222-5094.
Chuck Swirsky (SD), Wayne Larrivee, Randy Minkoff.
- WFYR** (103.5 FM), 23rd Floor, Prudential Plaza, 130 E. Randolph, Chicago, IL 60601, 312/861-8100.
Red Mottlow (SD).
- WGCI** (1390 AM, 107.5 FM), 6 N. Michigan #1600, Chicago, IL 60602, 312/427-4800.
J.J. Jackson (SD).
- WBEZ** (91.5 FM), 1819 W. Pershing Road, Chicago, IL 60609, 312/890-8225.
Bob Greenberg (SD).
- WLUP** (1000 AM, 97.9 FM), 875 N. Michigan, Chicago, IL 60611, 312/440-5270.
Chet Coppock (AM, talk show), Danny McNeil (talk show producer), Bruce Wolf (FM).
- WJOL** (1340 AM), 601 Walnut St., Joliet, IL 60434, 815/726-4761.
Frank O'Leary (SD), Don Ladas.
- WCCQ-FM**(98.3 FM), 1520 N. Rock Run Drive, Crest Hill, IL 60435, 708/971-3884, 815/729-4400
Paul Reis (talk show), John McCartney (talk show producer).
- WTMX-FM** (101.9 FM), 8833 Gross Point Rd., Skokie, IL 60077, 708/677-5900
Joe Rozanski (SP).

Outlying Newspapers (Illinois)

- Aurora Beacon-News**, 101 S. River, Aurora, IL 60506.
- Belvidere Republican**, 401 Whitney, Belvidere, IL 61008.
- Crystal Lake Herald**, 7803 Pyott, Crystal Lake, IL 60014.
- DeKalb Chronicle**, P. O. Box #587, DeKalb, IL 60115.
- Elgin Courier-News**, 1200 Locust, Elgin, IL 62930.
- Joliet Herald News**, 300 Caterpillar, Joliet, IL 60436.
- Kankakee Journal**, 8 Dearborn Square, Kankakee, IL 60901.
- LaSalle News-Tribune**, 426 Second, LaSalle, IL 61301.
- Morris Herald**, 1804 N. Division, Morris, IL 60450.
- Ottawa Times**, 110 W. Jefferson, Ottawa, IL 61350.
- Pontiac Leader**, 318 N. Main, Pontiac, IL 61764.
- Sterling Gazette**, 312 Second, Sterling, IL 61081.
- Streator Times-Press**, 115 Oak, Streator, IL 61364.
- Waukegan News-Sun**, 100 Madison, IL 60085.
- Wheaton Journal**, 362 S. Schmale, Wheaton, IL 60187.

Outlying Newspapers (Indiana)

- Chesterton Tribune**, 143 S. Calumet, Chesterton, IN 46304.
- LaPorte Herald-Argus**, 701 State, LaPorte, IN 46350.
- Michigan City News-Dispatch**, 121 W. Michigan Blvd., Michigan City, IN 46360.
- Rensselaer Republican**, 117 N. Van Rensselaer, Rensselaer, IN 47978.
- Valparaiso Vidette-Messenger**, 1111 Glendale, Valparaiso, IN 46383.

Beat (B), Columnist (C), Sports Editor (SE), Assistant Sports Editor (ASE), Radio-Television (R-TV), Sports Director (SD), Sports Producer (SP).

N.L. PUBLIC RELATIONS PHONES

National League	212/339-7700
Katy Feeney	212/339-7719
Dorsey Parker	212/339-7713
Atlanta Braves	404/522-7630
Jim Schultz	404/522-2724
Glen Serra	404/522-7630
Chicago Cubs	312/404-CUBS
Ned Colletti	312/404-4191
Sharon Panno	312/404-4191
Cincinnati Reds	513/421-4510
Jim Ferguson	513/421-2990
Jon Braude	513/421-2990
Houston Astros	713/799-9600
Rob Matwick	713/799-9596
Chuck Pool	713/799-9597
Los Angeles Dodgers	213/224-1500
Mike Williams	213/224-1331
Jay Lucas	213/224-1301
Montreal Expos	514/253-3434
Rich Griffin	514/253-3263
Monique Giroux	514/253-3263
New York Mets	718/507-6387
Jay Horwitz	718/565-4330
Rick Lawes	718/565-4323
Philadelphia Phillies	215/463-6000
Larry Shenk	215/755-9321
Pittsburgh Pirates	412/323-5000
Rick Cerrone	412/323-5099
Jim Lachimia	412/323-5018
St. Louis Cardinals	314/421-4040
Jeff Wehling	314/425-0625
Brian Bartow	314/425-0623
San Diego Padres	619/283-7294
Mike Swanson	619/584-7210
Scott Bernstein	619/584-7210
San Francisco Giants	415/468-3700
Duffy Jennings	415/468-2390
Matt Fischer	415/468-3700, Ext. 1109
Robin Carr	415/468-3700, Ext. 1110

A..L. PUBLIC RELATIONS PHONES

Office of the Commissioner	212/339-7800
Rich Levin	212/339-7860
Jim Small, Wally Weibel	212/339-7860
Susan Aglietti, Craig Barbarino, Carole Coleman	212/339-7860
American League	212/339-7600
Phyllis Merhige	212/339-7618
Baltimore Orioles	301/243-9800
Rick Vaughn	301/235-9710
Bob Miller	301/243-9800, ext. 251
Boston Red Sox	617/267-9440
Dick Bresciani	617/236-6710
Josh Spofford	617/236-6718
Jim Samia	617/236-6717
California Angels	714/937-6700
Tim Mead (direct)	714/937-7217
John Sevano (direct)	714/937-7217
Chicago White Sox	312/924-1000
<i>Chuck Adams Comiskey Park extension</i>	<i>Ext. 251</i>
<i>Adams (direct)</i>	<i>312/624-6460</i>
<i>Adams (home)</i>	<i>708/983-1622</i>
<i>Dana Noel Comiskey Park extension</i>	<i>Ext. 250</i>
<i>Noel (direct)</i>	<i>312/924-1412</i>
<i>Noel (home)</i>	<i>708/462-7987</i>
<i>Sue Selig Comiskey Park extension</i>	<i>Ext. 253</i>
<i>Adelle Powell Comiskey Park extension</i>	<i>Ext. 276</i>
Cleveland Indians	216/861-1200
Bob DiBiasio	216/861-1200
John Maroon	216/861-1200
Susie Gharrity	216/861-1200
Detroit Tigers	313/962-4000
Dan Ewald	313/962-4200
Greg Shea	313/962-4000
Kansas City Royals	816/921-2200
Dean Vogelaar	816/921-8154
Steve Fink	816/921-8154
Milwaukee Brewers	414/933-4114
Tom Skibosh	414/933-6975
Mario Ziino	414/933-4114
Jon Greenberg	414/933-4114
Minnesota Twins	612/375-1366
Tom Mee	612/375-7470
Rob Antony	612/375-7489
New York Yankees	212/293-4300
Arthur Richman	212/579-4460
Jeff Idelson	212/579-4460
Oakland Athletics	415/638-4900
Jay Alves	Ext. 233
Kathy Jacobson	Ext. 253
Seattle Mariners	206/628-3555
Dave Aust	206/343-4608
Ethan Kelly	206/343-4623
Pete Vanderwarker	206/343-4664
Dave Venneri	206/343-4625
Texas Rangers	817/273-5000
John Blake	817/273-5208
Larry Kelly	817/273-5202
Toronto Blue Jays	416/341-1000
Howie Starkman	416/341-1300
Gary Oswald	416/341-1302

1990 CHICAGO WHITE SOX SPRING TRAINING ROSTER

No.	Pitchers	B	T	Ht.	Wt.	Birthdate	Birthplace	Residence	'89 Club	W-L	ERA	G	GS	CG	SHO	SV	IP	H
31	Davis, John	R	R	6-7	215	1/5/63	Chicago, Ill.	Northridge, Calif.	Vancouver White Sox	4-3 0-1	2.37 4.50	35 4	0 0	0 0	0 1	11	49.1 6.0	33 5
51	Hall, Grady	R	L	6-4	200	5/29/64	Findlay, O.	Findlay, O.	Birmingham	12-8	3.45	27	27	9	0	0	190.2	173
58	Hernandez, Roberto	R	R	6-4	220	11/11/64	Santurce, PR	Santurce, PR	Palm Springs Midland South Bend	1-4 2-7 1-1	4.64 6.89 3.33	7 12 4	7 0 0	0 0 0	0 0 0	0	42.0 64.0 24.1	49 94 19
27	Hibbard, Greg	L	L	6-0	180	9/13/64	New Orleans, La.	Cordova, Tenn.	Vancouver White Sox	2-3 6-7	2.64 3.21	9 23	9 23	2 2	1 0	0 0	58.0 137.1	47 142
57	Hillegas, Shawn	R	R	6-2	208	8/21/64	Dos Palos, Calif.	Export, Penn.	White Sox	7-11	4.74	50	13	0	0	3	119.2	132
50	Jones, Barry	R	R	6-4	225	2/15/63	Centerville, Ind.	Anna Maria, Fla.	White Sox *W, Sox/GCL	3-2 0-1	2.37 1.47	22 7	0 4	0 0	0 1	1	30.1 18.1	22 12
36	King, Eric	R	R	6-2	180	4/10/64	Oxford, Calif.	Simi-Valley, Calif.	White Sox *W, Sox/GCL	9-10 1-1	3.39 4.09	25 2	25 2	1 0	1 0	0	159.1 11.0	144 13
52	Kutzler, Jerry	L	R	6-1	175	3/26/65	Waukegan, Ill.	Zion, Ill.	Birmingham Vancouver	9-4 5-5	3.62 3.83	14 12	14 12	4 2	0 0	0 0	99.1 80.0	95 76
47	Long, Bill	R	R	6-0	185	2/29/60	Cincinnati, O.	Cincinnati, O.	White Sox Vancouver	5-5 1-2	3.92 2.77	30 3	8 3	0 2	1 1	1	98.2 26.0	101 17
30	Pall, Donn	R	R	6-2	185	1/11/62	Chicago, Ill.	Palos Park, Ill.	White Sox *South Bend	4-5 0-0	3.31 0.00	53 2	0 0	0 0	0 0	6	87.0 3.1	90 1
34	Patterson, Ken	L	L	6-4	210	7/8/64	Costa Mesa, Calif.	McGregor, Tex.	White Sox Vancouver	6-1 0-1	4.52 1.00	50 2	1 2	0 0	0 0	0	65.2 9.0	64 6
33	Perez, Melido	R	R	6-4	180	2/15/66	San Cristobal, D.R.	San Cristobal, D.R.	White Sox	11-14	5.01	31	31	2	0	0	183.1	187
56	Radinsky, Scott	L	L	6-3	190	3/3/68	Glendale, Calif.	Simi-Valley, Calif.	South Bend	7-5	1.75	53	0	0	0	31	61.2	39
46	Rosenberg, Steve	L	L	6-0	185	10/31/64	Brooklyn, NY	Miami, Fla.	White Sox	4-13	4.94	38	21	2	0	0	142.0	148
54	Segura, Jose	R	R	5-11	180	1/26/63	Fundacion, D.R.	Fundacion, D.R.	Vancouver	1-2	2.30	44	0	0	0	16	66.2	50
37	Thigpen, Bobby	R	R	6-3	195	7/17/63	Tallahassee, Fla.	St. Petersburg, Fla.	White Sox White Sox	0-1 2-6	15.00 3.76	7 61	0 0	0 0	0 0	0 34	6.0 79.0	13 62

No.	Catchers	B	T	Ht.	Wt.	Birthdate	Birthplace	Residence	'89 Club	Avg.	G	AB	R	H	2B	3B	HR	RBI	BB
72	Fisk, Carlton	R	R	6-2	225	12/26/47	Bellow Falls, Vt.	Lockport, Ill.	White Sox	.293	103	375	47	110	25	2	13	68	36
20	Karkovice, Ron	R	R	6-1	215	8/8/63	Union, N.J.	Orlando, Fla.	White Sox	.264	71	182	21	48	9	2	3	24	10
23	Willard, Jerry	R	R	6-2	195	3/14/60	Oxnard, Calif.	Port Huene, Calif.	Vancouver	.276	90	283	32	78	18	1	7	38	43

No.	Infielders	B	T	Ht.	Wt.	Birthdate	Birthplace	Residence	'89 Club	Avg.	G	AB	R	H	2B	3B	HR	RBI	BB
7	Fletcher, Scott	R	R	5-11	173	7/30/58	Ft. Walton Beach, Fla.	Arlington, Tex.	Texas White Sox	.238 .272	83 59	315 232	47 30	75 63	14 11	0 1	0 1	22 21	38 26
14	Grebeck, Craig	R	R	5-8	160	12/29/64	Johnstown, Penn.	Cerritos, Calif.	Birmingham	.287	143	533	85	153	25	4	5	80	63
13	Guillen, Ozzie	L	R	5-11	150	1/20/64	Ocumare del Tuy, Ven.	Miranda, Ven.	White Sox	.253	155	597	63	151	20	8	1	54	15
12	Lyons, Steve	L	R	6-3	195	6/3/60	Tacoma, Wash.	Scottsdale, Ariz.	White Sox	.264	140	443	51	117	21	3	2	50	35
24	Martinez, Carlos	R	R	6-5	175	8/11/65	LaGuaira, Ven.	LaGuaira, Ven.	Vancouver White Sox	.391 .300	18 109	64 350	12 44	25 105	3 22	1 0	2 5	9 32	5 21
21	Ventura, Robin	L	R	6-1	185	7/14/67	Santa Maria, Calif.	Santa Maria, Calif.	Birmingham White Sox	.278 .178	129 16	454 45	75 5	126 8	25 3	2 0	3 0	67 7	93 8
26	Woodson, Tracy	R	R	6-3	216	10/5/62	Richmond, Va.	Raleigh, N.C.	Los Angeles Albuquerque	.000 .292	4 89	6 325	0 49	0 95	0 21	0 0	0 14	0 59	0 32

No.	Outfielders	B	T	Ht.	Wt.	Birthdate	Birthplace	Residence	'89 Club	Avg.	G	AB	R	H	2B	3B	HR	RBI	BB
8	Boston, Daryl	L	L	6-3	203	1/4/63	Cincinnati, O.	Oak Park, Ill.	White Sox	.252	101	218	34	55	3	4	5	23	24
22	Calderon, Ivan	R	R	6-1	221	3/19/62	Loiza, P.R.	Loiza, P.R.	White Sox	.286	157	622	83	178	34	9	14	87	43
17	Gallagher, Dave	R	R	6-0	180	9/20/60	Trenton, NJ	Naperville, Ill.	White Sox	.266	161	601	74	160	22	2	1	46	46
1	Johnson, Lance	L	L	5-11	155	7/7/63	Cincinnati, O.	Mobile, Ala.	Vancouver White Sox	.304 .300	106 50	408 180	69 28	124 54	11 8	7 2	0 0	28 16	46 17
42	Kittle, Ron	R	R	6-4	220	1/5/58	Gary, Ind.	Crown Point, Ind.	White Sox	.302	51	169	26	51	10	0	11	37	22
44	Pasqua, Dan	L	L	6-0	203	10/17/61	Yonkers, N.Y.	Harrington Park, N.J.	White Sox	.248	73	246	26	61	9	1	11	47	25
25	Sosa, Sammy	R	R	6-0	175	11/10/68	San Pedro, D.R.	San Pedro, D.R.	Tulsa Texas Okla. City Vancouver White Sox	.297 .238 .103 .367 .273	66 25 10 13 33	273 84 39 49 99	45 8 2 7 19	81 20 4 18 27	15 3 2 3 5	4 0 0 0 0	7 1 0 1 3	31 3 3 5 10	15 0 2 7 11

*Rehabilitation assignment

BB	SO
33	57
2	5
68	147
16	33
30	42
7	17
11	45
41	55
51	76
8	19
5	14
64	72
3	8
27	85
20	36
37	51
2	14
19	58
0	4
28	43
1	17
90	141
19	83
58	77
19	52
3	4
40	47

SO	SB
60	1
56	0
56	0

SO	SB
41	1
19	1
77	14
48	36
68	9
14	2
57	4
51	9
6	0
1	0
40	2

SO	SB
31	7
94	7
79	5
36	33
24	16
42	0
58	1
2	16
29	0
8	4
6	3
27	7

NUMERICAL ROSTER

- 1 Lance Johnson, OF
- 2 Retired (Nellie Fox)
- 3 Retired (Harold Baines)
- 4 Retired (Luke Appling)
- 5 Ron Clark, Coach
- 6 Walt Hrinaki, Coach
- 7 Scott Fletcher, IF
- 8 Daryl Boston, OF
- 9 Retired (Minnie Minoso)
- 10 Jeff Torborg, Manager
- 11 Retired (Luis Aparicio)
- 12 Steve Lyons, IF/OF
- 13 Ozzie Guillen, IF
- 14 Craig Grebeck, IF
- 15 Matt Merullo, C
- 16 Retired (Ted Lyons)
- 17 Dave Gallagher, OF
- 18 Terry Bevington, Coach
- 19 Retired (Billy Pierce)
- 20 Ron Karkovice, C
- 21 Robin Ventura, IF
- 22 Ivan Calderon, OF
- 23 Jerry Willard, C
- 24 Carlos Martinez, IF
- 25 Sammy Sosa, OF
- 26 Tracy Woodson, IF
- 27 Greg Hibbard, LHP
- 29 Greg Walker, IF
- 30 Donn Pall, RHP
- 31 John Davis, RHP
- 32 Sammy Ellis, Coach
- 33 Melido Perez, RHP
- 34 Ken Patterson, LHP
- 35 Frank Thomas, IF
- 36 Eric King, RHP
- 37 Bobby Thigpen, RHP
- 38 Wilson Alvarez, LHP
- 40 Jack McDowell, RHP
- 41 Tom Drees, LHP
- 42 Ron Kittle, IF/OF/DH
- 43 Adam Peterson, RHP
- 44 Dan Pasqua, OF
- 45 Wayne Edwards, LHP
- 46 Steve Rosenberg, LHP
- 47 Bill Long, RHP
- 48 John Pawlowski, RHP
- 49 Tom McCarthy, RHP
- 50 Barry Jones, RHP
- 51 Grady Hall, LHP
- 52 Jerry Kutzler, RHP
- 53 Dave LaRoche, Coach
- 54 Jose Segura, RHP
- 56 Scott Radinsky, LHP
- 57 Shawn Hillegas, RHP
- 58 Roberto Hernandez, RHP
- 59 Marlin McPhail, IF
- 60 Marcus Lawton, OF
- 61 Ramon Sambo, OF
- 62 Pete Dalena, IF
- 63 Rich Amaral, IF
- 64 Dana Williams, OF
- 65 Derek Lee, OF
- 66 Cesar Bernhardt, IF
- 67 Ravelo Manzanillo, LHP
- 68 Don Wakamatsu, C
- 72 Carlton Fisk, C

Bold indicates 40-man roster

1990 REGULAR-SEASON SCHEDULE

HOME

ROAD

SUN	MON	TUES	WED	THUR	FRI	SAT
AUGUST						
		BOS	MIL	MIL	MIL	MIL
	5 KC	6 KC	7 KC	8 KC	9 TEX	10 TEX
	11 MIL	12 TOR	13 TOR	14 TOR	15 TEX	16 TEX
	17 TEX	18 OAK	19 OAK	20 OAK	21 OAK	22 CAL
	23 CAL	24 MIN	25 MIN	26 MIN	27 MIN	28 CAL
	29 CAL	30 CAL	31 CAL			

SUN	MON	TUES	WED	THUR	FRI	SAT
JUNE						
		SEA	SEA	SEA	MIN	MIN
	3 MIN	4 SEA	5 SEA	6 SEA	7 MIN	8 MIN
	9 MIN	10 SEA	11 SEA	12 SEA	13 OAK	14 OAK
	15 OAK	16 CAL	17 CAL	18 CAL	19 CAL	20 OAK
	21 OAK	22 OAK	23 OAK	24 NY	25 NY	26 NY
	27 NY	28 NY	29 NY	30 NY		

SUN	MON	TUES	WED	THUR	FRI	SAT
APRIL						
	1 MIL	2 MIL	3 MIL	4 MIL	5 BOS	6 BOS
	7 BOS	8 BOS	9 MIL	10 MIL	11 MIL	12 CLE
	13 CLE	14 CLE	15 CLE	16 BOS	17 BOS	18 BOS
	19 CLE	20 CLE	21 CLE	22 CUBS	23 TEX	24 TEX
	25 TEX	26 TEX	27 TOR	28 TOR	29 TOR	30 TOR
	31 TOR					

SUN	MON	TUES	WED	THUR	FRI	SAT
SEPTEMBER						
	2 KC	3 KC	4 KC	5 TOR	6 TOR	7 TOR
	8 TOR	9 CLE	10 CLE	11 CLE	12 BOS	13 BOS
	14 BOS	15 BOS	16 OAK	17 OAK	18 OAK	19 SEA
	20 SEA	21 SEA	22 SEA	23 SEA	24 SEA	25 SEA
	26 SEA	27 SEA	28 MIN	29 MIN	30 MIN	31 CAL

SUN	MON	TUES	WED	THUR	FRI	SAT
JULY						
	1 DET	2 DET	3 DET	4 DET	5 BAL	6 BAL
	7 BAL	8 BAL	9 NY	10 NY	11 NY	12 NY
	13 NY	14 NY	15 DET	16 DET	17 DET	18 BAL
	19 BAL	20 BAL	21 BAL	22 CLE	23 CLE	24 CLE
	25 CLE	26 MIL	27 MIL	28 MIL	29 BOS	30 BOS
	31 BOS					

SUN	MON	TUES	WED	THUR	FRI	SAT
MAY						
	1 TEX	2 TEX	3 KC	4 KC	5 KC	6 TOR
	7 TOR	8 TOR	9 TOR	10 KC	11 KC	12 KC
	13 KC	14 BAL	15 BAL	16 BAL	17 DET	18 DET
	19 DET	20 NY	21 NY	22 BAL	23 BAL	24 BAL
	25 DET	26 DET	27 NY	28 NY	29 NY	30 MIN
	31 MIN					

White Sox baseball is
televised by WGN-TV
and SportsChannel.
The club's flagship
radio station is
WMAQ-AM (670).

SPRING TRAINING

Stadium Address
Ed Smith Stadium
12th & Tuttle
Sarasota, FL 34237

Mailing Address
Ed Smith Stadium
1040 No. Euclid Ave.
Sarasota, FL 34237

Ed Smith Stadium General Offices 813/366-8451
Ed Smith Stadium Public Relations 813/366-8455
Ticket Office 813/953-3388
Days Inn (Hotel Headquarters) 813/355-9721

Spring Training Exhibition Schedule

Date	Opponent	Site	Time (EST)
Thursday, March 1	Baltimore	Sarasota	1:30 p.m.
Friday, March 2	Pittsburgh	Bradenton	1:00 p.m.
Saturday, March 3	Texas	Port Charlotte	1:30 p.m.
Sunday, March 4	Texas	Sarasota	1:30 p.m.
Monday, March 5	St. Louis	St. Petersburg	1:00 p.m.
Tuesday, March 6	Texas	Sarasota	1:30 p.m.
Wednesday, March 7	St. Louis	St. Petersburg	1:00 p.m.
Thursday, March 8	Philadelphia	Sarasota	7:00 p.m.
Friday, March 9	Toronto	Dunedin	1:05 p.m.
Saturday, March 10	Kansas City* (WGN)	Sarasota	1:30 p.m.
	Boston*	Winter Haven	1:00 p.m.
Sunday, March 11	Pittsburgh	Sarasota	1:30 p.m.
Tuesday, March 13	Detroit	Sarasota	1:30 p.m.
Wednesday, March 14	Baltimore	Sarasota	1:30 p.m.
Thursday, March 15	Kansas City	Baseball City	1:30 p.m.
Friday, March 16	Philadelphia	Clearwater	1:00 p.m.
Saturday, March 17	Boston*	Sarasota	1:30 p.m.
	Texas*	Port Charlotte	1:30 p.m.
Sunday, March 18	Toronto	Sarasota	1:30 p.m.
Monday, March 19	N.Y. Yankees	Sarasota	1:30 p.m.
Tuesday, March 20	N.Y. Yankees*	Sarasota	1:30 p.m.
	N.Y. Mets*	Port St. Lucie	1:30 p.m.
Wednesday, March 21	Baltimore	Miami	7:30 p.m.
Thursday, March 22	N.Y. Yankees	Fort Lauderdale	7:35 p.m.
Friday, March 23	Toronto*	Sarasota	7:00 p.m.
	N.Y. Yankees	Fort Lauderdale	1:05 p.m.
Saturday, March 24	Detroit (WGN)	Lakeland	1:30 p.m.
Sunday, March 25	Toronto	Dunedin	1:05 p.m.
Monday, March 26	Texas	Port Charlotte	7:30 p.m.
Tuesday, March 27	St. Louis (SC)	Sarasota	1:30 p.m.
Wednesday, March 28	Pittsburgh	Bradenton	1:00 p.m.
Thursday, March 29	Texas (ESPN)	Sarasota	7:35 p.m.
Friday, March 30	Texas	Port Charlotte	1:30 p.m.
Saturday, March 31	Pittsburgh (WGN)	Sarasota	8:00 p.m.

*Split-squad game
(WGN)-WGN-TV
(SC)-SportsChannel

Spring Training Chronology

Site	Years	Site	Years
Excelsior Springs, Mo.	1901-02	Winter Haven, Fla.	1924
Mobile, Ala.	1903	Shreveport, La.	1925-28
Marlin Springs, Tex.	1904	Dallas, Tex.	1929
New Orleans, La.	1905-06	San Antonio, Tex.	1930-32
Mexico City, Mex.	1907	Pasadena, Calif.	1933-42
Los Angeles, Calif.	1908	French Lick, Ind.	*1943-44
San Francisco, Calif.	1909-10	Terre Haute, Ind.	*1945
Mineral Wells, Tex.	1911	Pasadena, Calif.	*1946-50
Waco, Tex.	1912	Pasadena/Palm Springs, Calif.	1951
Paso Robles, Calif.	1913-15	Pasadena/El Centro, Calif.	1952
Mineral Wells, Tex.	1916-19	El Centro, Calif.	1953
Waco, Tex.	1920	Tampa, Fla.	1954-59
Waxahachig, Tex.	1921	Sarasota, Fla.	1960-Present
Seguin, Tex.	1922-23		*World War II years

MILLER HIGH LIFE SALUTES THE CHICAGO WHITE SOX



Miller Brewing Co., Milw., WI

GOING, GOING, GONE.



Baseball and Miller Lite
America's Favorites

Miller Brewing Co., Milwaukee, WI