


CHICAGO WHITE SOX  
1992 MEDIA GUIDE



1992 CHICAGO WHITE SOX MEDIA GUIDE





# Major league business travel.

IVI is the official travel management company  
of the Chicago White Sox. To join our team,  
contact Walter Freedman, President,  
708-480-8660.



IVI Travel • 400 Skokie Boulevard  
Northbrook, Illinois 60062-2887



More publications available at:

[www.retroseasons.com/library/](http://www.retroseasons.com/library/)



# CHICAGO WHITE SOX

333 W. 35th Street

Chicago, IL 60616

312-924-1000

Public Relations FAX ..... 312-451-5116  
Marketing FAX ..... 312-451-5102  
Baseball FAX ..... 312-451-5105  
Stadium Operations FAX ..... 312-451-5519

## Index

Acquisition History .....	155	Minor League Standings .....	204
All-Stars .....	189	Minor League Statistics .....	207
All-Time Records .....	157	Miscellaneous Statistics .....	124
All-Time Roster .....	148	MLB Directory .....	260
Attendance .....	198	No-Hitters .....	184
Attendance Notes (1991) .....	136	Non-Roster Invitees .....	93
Award Winners .....	191	Officers .....	5
Baseball Administration .....	201	One-Hitters .....	185
BBWAA Awards .....	193	Opening Day Records .....	182
Broadcasting .....	253	OPPONENTS .....	107-120
Career Batting Leaders .....	169	Pitcher Career Bests .....	89
Career Pitching Leaders .....	171	Pitcher Milestones .....	92
Career White Sox .....	197	Pitching (1991) .....	133
Club Directory .....	2	Player Career Highs .....	87
Coaches .....	188	Player Milestones .....	91
Comiskey Park Facts .....	144	PLAYERS .....	22-106
Day-By-Day .....	129	Postseason .....	146
Doubleheader Shutouts .....	186	RECORDS .....	156-199
FIELD STAFF .....	11-21	Retired Numbers .....	195
Fielding (1991) .....	134	REVIEW (1991) .....	121-136
Hall of Famers .....	196	Road Accommodations .....	263
Highest-Scoring Games .....	187	Roster .....	104
HISTORY .....	137-155	Schedule (1992) .....	266
Hitting (1991) .....	131	Scouting Department .....	202
Home Runs by AL Parks .....	136	Significant Dates .....	138
Individual Records .....	163	Single-Game Highs .....	125
Inside-the-Park-Homers .....	197	Single-Game Strikeouts .....	186
League Batting Leaders .....	179	Single-Season Batting .....	165
League Pitching Leaders .....	180	Single-Season Pitching .....	167
Longest Games .....	187	Spring Training .....	265
Low-Hit Games .....	127	Standings .....	122
Managers .....	188	Statistics By Position .....	172
MEDIA .....	252-266	Streaks .....	183
Media Directory .....	258	Team Records .....	158
Media Services .....	262	Top Homer Seasons .....	182
Milestone Victories .....	190	White Sox No. 1 Draft Picks .....	220
MINOR LEAGUES .....	200-251	White Sox Parks .....	194
Minor League Coaches .....	211	Year-By-Year Batting .....	175
Minor League Players .....	221	Year-By-Year Pitching .....	177
		Year-By-Year Results .....	173

## Credits

The 1992 Chicago White Sox Media Guide is a publication of the club's public relations department, under the supervision of Doug Abel. Data for the media guide was gathered through February 1. Please contact the public relations department at 312-451-5300 for further information.

Editor ..... Scott Reifert  
Project Manager ..... Barb Kozuh  
Project Coordinator ..... John Ralph  
Editorial Assistants ..... Dana Noel, Dan Fabian, Mary Dosek  
Contributors ..... Rich Lindberg, Bob Rosenberg  
Printer ..... LithoTech, inc.



# CLUB DIRECTORY

---

## *Board of Directors*

Jerry Reinsdorf, Chairman  
Eddie Einhorn, Vice Chairman

Fred Brzozowski	Jay Pinsky
Jack Gould	Larry Pogofsky
Robert Judelson	Lee Stern
Judd Malkin	Sanford Takiff
Robert Mazer	Burton Ury
Allan Muchin	Charles Walsh

## *Officers*

Chairman .....	Jerry Reinsdorf
Vice Chairman .....	Eddie Einhorn
Executive Vice President .....	Howard Pizer
Senior Vice President, Major League Operations .....	Ron Schueler
Senior Vice President, Marketing & Broadcasting .....	Rob Gallas
Senior Vice President, Baseball .....	Jack Gould
Vice President, Finance .....	Tim Buzard
Vice President, Stadium Operations .....	Terry Savarise
Vice President, Scouting & Minor League Operations .....	Larry Monroe
General Counsel .....	Allan Muchin
Secretary .....	Gerald Penner

## *Baseball*

### Major League

Director of Baseball Operations .....	Daniel Evans
Special Assistants to Ron Schueler .....	Ed Brinkman, Bart Johnson, Dave Yoakum
Traveling Secretary .....	Glen Rosenbaum
Assistant to the Director of Baseball Operations .....	Jeff Chaney
Major League Computer Scouting Analyst .....	Mike Maziarka
Special Projects Analyst for Baseball Operations .....	Kim Ng
Secretary to Senior VP, Major League Operations .....	Nancy Nesnidal
Computer Consultant .....	Don Brown

### Scouting

Director of Scouting .....	Duane Shaffer
Assistant to the Director of Scouting .....	Grace Guerrero Zwit
Scouting Administrator .....	Tim Hagn

### Player Development

Director of Minor League Operations .....	Steve Noworyta
Director of Minor League Instruction .....	Buddy Bell
Director of Conditioning .....	Vern Gambetta
Minor League Administrator .....	Judi Miller
Assistant to the Director of Minor League Operations .....	Tim Ciombor
Receptionist/Secretary .....	Lori Bose
Clubhouse & Equipment Manager .....	Dan DeCarlo

### **Major League Training Staff**

Trainer ..... Herm Schneider  
Assistant Trainer ..... Mark Anderson  
Director of Conditioning ..... Steve Odgers

### **Major League Medical Staff**

Senior Team Physician ..... Dr. James Boscardin  
Team Physicians ..... Dr. Hugo Cuadros, Dr. Robert Daley,  
Dr. Bernard Feldman, Dr. Scott Price  
Team Ophthalmologist ..... Dr. David Orth  
Team Podiatrist ..... Dr. Lowell Scott Weil

### **Clubhouse Staff**

White Sox Clubhouse ..... Willie Thompson  
Visitors' Clubhouse ..... Joe McNamara, Gabe Morell  
Umpires' Clubhouse ..... Vince Fresso

## *Marketing*

### **Marketing and Broadcasting**

Director of Marketing & Broadcasting ..... Mike Bucek  
Director of Advertising & Promotions ..... Bob Grim  
Manager of Merchandising & Special Events ..... Sharon Sreniawski  
Marketing Account Executives ..... Greg Carney, Jim Muno  
Manager of Scoreboard Operations & Production ..... Jeff Szynal  
Coordinator of Scoreboard Video ..... Sergio Lozano  
Coordinator of Broadcasting ..... Courtney Jones  
Secretary to Senior VP, Marketing & Broadcasting ..... Denise Swanson  
Administrative Staff ..... Lisa Bishop  
Television Broadcasters ..... Ken Harrelson, Tom Paciorek  
Radio Broadcasters ..... John Rooney, Ed Farmer  
Hispanic Radio Broadcasters ..... Hector Armando Molina,  
Chico Carrasquel

### **Public Relations and Community Affairs**

Director of Public Relations & Community Affairs ..... Doug Abel  
Assistant Director of Public Relations ..... Scott Reifert  
Manager of Publicity & Player Appearances ..... Dana Noel  
Manager of Fund Raising & Publications ..... Barb Kozuh  
Manager of Community Relations ..... Dan Fabian  
Coordinator of Publications ..... John Ralph  
Administrative Staff ..... Mary Dosek  
Community Relations Representatives ..... Jerry Hairston,  
Minnie Minoso, Billy Pierce

### **Ticket Sales**

Director of Ticket Sales ..... Bob Voight  
Director of Ticket Administration ..... Millie Johnson  
Senior Sales Account Executives ..... John Furrer,  
Christine Makowski, Kevin Spudic  
Sales Account Executives ..... Jim Biegalski, Alicia Fuller,  
Amanda Mills, Doug Ryan  
Administrative Staff ..... Sheila Devoy,  
Guillermina Pineda, Donna Thedford

# Administration

## **Administrative Staff**

Manager of Human Resources .....	Moira Foy
Computer Programmer .....	Stan Czyzewski
Assistant to the Chairman .....	Anita Fasano
Secretary to the Vice Chairman .....	Laura Bayer
Secretary to the Executive Vice President .....	Beth Anderson
Secretary to the Vice President, Stadium Operations .....	Lori Roppolo
Human Resources Secretary .....	Chris Kubiak

## **Accounting**

Controller .....	Bill Waters
Senior Staff Accountant .....	Julie Knarr
Staff Accountant .....	Cindy Walsh
Assistant to the Vice President, Finance .....	Barb Grabowski-Glover
Payroll Coordinator .....	Mickey Yunker
Accounts Payable Coordinator .....	Kathy Bingham
Accounts Receivable Coordinator .....	Marcia Augustyne
Payroll Assistant .....	Nancy Trump
Secretary/Data Processor .....	Karen Heath

## **Support Services**

Director of Purchasing, Construction & Maintenance .....	Don Esposito
Manager of Purchasing .....	Mike Spidale
Manager of Central Support Services .....	Robert Graham
Administrative Staff .....	Tracy Mobley
Central Support Services Staff .....	Jerome Peete, Louis Varisce, Robert Wesley
Switchboard Operators .....	Tina Scarpetti, Mary Weiss

## **Ticket Office**

Ticket Manager .....	Bob Devoy
Assistant Ticket Manager .....	Ed Cassin
Ticket Office Supervisor .....	Mike Mazza
Administrative Staff .....	Quinne Johnson, Laura Villasenor

## **Park Operations**

Director of Park Operations .....	David Schaffer
Director of Diamond Suite Operations .....	Joseph Cummings
Assistant Director of Park Operations .....	Dan Polvere
Manager of Guest Relations .....	Julie Taylor
Groundskeeper .....	Roger Bossard
Receptionist .....	Carol Chambers
Park Operations Staff .....	Frank Fresso, Larry Harding, Steve Kent, Bill Mahon, Ed McCarthy, James Mitchell, Gabe Morell, George Szkapiak, Dave Wanda
Bards Room Chef .....	Roy Rivas
Bards Room Staff .....	Bob Bertucci, Opal Cox, Victor DeJesus, Jesse Faulkner, Jose Gomez, Ann Harvey, Judy May, Martha Noboa, Gerardo Rivas, Gene Smith, Gus Valenti
Construction & Maintenance Staff .....	John Calabrese, Ron Graf, Harold Hacker, Neil Masterson, Mike Ruff, Mike Tatro
Organist .....	Nancy Faust
Public Address Announcer .....	Gene Honda



# OFFICERS

---

## JERRY REINSDORF

### *Chairman*

Since heading the limited partnership that purchased the White Sox in January of 1981, Jerry Reinsdorf has been increasingly active in the affairs of baseball. He recently completed a second four-year term on Major League Baseball's prestigious Executive Council. Reinsdorf also recently completed a four-year term as chairman of baseball's Ownership Committee. He remains a member of that committee and also serves as a member of the Board of Directors of the Player Relations Committee.



Reinsdorf expanded his involvement in the professional sports world in February of 1985 by purchasing controlling interest in the Chicago Bulls of the National Basketball Association. As chairman of the Bulls, Reinsdorf brought a World Championship to Chicago in 1991.

Reinsdorf has devoted most of his time to athletic interests since his December 1987 completion of employment as chairman of the board of a real estate investment firm he co-founded in the early 1970's. Currently, he is a partner in Bojer Financial, Ltd., a land investment company.

Reinsdorf's many contributions to the community have been recognized by such organizations as the Interfaith Organizing Project, the American Academy of Achievement, the Cystic Fibrosis Foundation, the Trial Lawyers Club of Chicago and the Chicago Jewish Sporting Hall of Fame. As Chairman of the Chicago White Sox, he was instrumental in initiating Chicago White Sox Charities, the newest arm of the baseball organization that raises funds for cancer research, children's educational and senior programs. The Chicago Baseball Cancer Charities has conferred its Hallmark Award to Mr. Reinsdorf in recognition of his efforts.

In addition to his sports interests, Reinsdorf is also a certified public accountant, an attorney, a specialist in real estate securities, a registered mortgage underwriter and a certified review appraiser. He is a former member of the board of directors of Shearson Lehman Brothers, Inc. and the Northwestern University Law School Alumni Association. He has also served on the boards of numerous other corporations and charities.

Reinsdorf was born on February 25, 1936 in Brooklyn, New York. He graduated from George Washington University in Washington, D.C. prior to receiving a law degree from Northwestern University. Reinsdorf and his wife, Martyl, have four children and one grandchild: son, David (3/25/62); daughter, Susan (1/4/65); son, Michael (3/10/67); son, Jonathan (12/17/69) and granddaughter, Melissa (11/8/91).

---

**I**n memory of Sheri Berto and Maureen Schueler, the Chicago White Sox will wear an embroidered diamond on the left sleeve of their jerseys in 1992.

*Sheri, long-time assistant to Chairman Jerry Reinsdorf, passed away suddenly on November 23, 1991 from undiagnosed internal bleeding while a patient at Lutheran General Hospital.*

*Maureen, wife of Ron Schueler, senior vice president of major league operations, passed away on October 3, 1991 after a long battle with leukemia.*

*The loss of both is deeply felt among the White Sox family.*

*The Sox will wear a 3/4-inch black diamond on the team's home white and road gray jerseys in memory of the two women. A silver diamond will be worn on the team's black jerseys.*

## EDDIE EINHORN

### *Vice Chairman*

Eddie Einhorn begins his second year as Vice Chairman of the White Sox, continuing his involvement with Sox Chairman Jerry Reinsdorf while also devoting time to his other sports and television interests. Prior to becoming Vice Chairman, Einhorn was the club's President and Chief Operating Officer for 10 years.



In 1989, Einhorn was appointed Television Consultant to the United States Olympic Committee and was responsible for a 200-hour Olympic television package that debuted in 1990. He is also Television Consultant to the International Skating Union, governing body of all world ice skating, the U.S. Figure Skating Association and the U.S. Gymnastics Federation. Einhorn is also on the Board of Directors of the Chicago Bulls.

Einhorn is recognized as the architect of baseball's first billion dollar-plus contract. He was also instrumental in negotiating the 1990 television deal with CBS-TV and ESPN. Einhorn is also the senior American League representative on the Player Development Negotiating Committee.

Prior to joining law school classmate Jerry Reinsdorf in 1981 to head the limited partnership formed to purchase the White Sox, Einhorn was the executive producer of the "CBS Sports Spectacular." At CBS, he was responsible for over 200 hours of programming per year and won an Emmy Award for the "The Gossamer Albatross, Flight of Imagination" in 1980. Prior to that, Einhorn was the founder and chairman of TVS Television Network, the leading syndicator of sports programming in the 1970's, which was considered responsible for the popularity of college basketball on television.

Einhorn was born on January 3, 1936 in Paterson, New Jersey and holds a bachelor's degree from the University of Pennsylvania. He is a graduate of the Northwestern University School of Law. Einhorn and his wife, Ann, have two children: Jennifer (1/2/72) and Jeffrey (9/26/74).

## HOWARD PIZER

### *Executive Vice President*

As a nine-year business associate of Jerry Reinsdorf, Howard Pizer joined the White Sox in 1981 to handle the transition of the team from former owner Bill Veeck's group to the Reinsdorf-Einhorn group. Pizer has primary responsibility for White Sox business and administrative operations, as well as the club's legal matters.



During the past few years, Pizer's primary focus has been on the necessary steps to create a new Comiskey Park. He is currently utilizing this experience to assist the Chicago Bulls and Chicago Blackhawks in the development of the new Chicago Stadium.

Pizer also set organization-wide administrative policies and procedures, established uniformity in corporate-wide computerization and has been instrumental in initiating an employee relations program. He is also responsible for the overall relationship between Illinois Sportservice, the

White Sox concessionaire, and Levy Restaurants in conjunction with the operation of the new Stadium Club and Diamond Suites.

Pizer lends his organizational ability to the boards of directors of the Chicago Baseball Cancer Charities and Special Children's Charities, the fund-raising arm of Chicago Special Olympics. He was also instrumental in instituting the White Sox' newest venture, Chicago White Sox Charities, where he serves as first vice president and secretary.

Pizer was born on October 23, 1941 in Chicago, Illinois and is a graduate of the University of Wisconsin. He is also a magna cum laude graduate of the Northwestern University School of Law. Pizer and his wife, Sheila, have two children: Jacqueline (4/5/68) and Rachel (4/28/71).

## **RON SCHUELER**

### *Senior Vice President Major League Operations*

Ron Schueler brings 12 years of off-field baseball experience and 13 years of playing service to the Chicago White Sox as he begins his second season as senior vice president of major league operations. For four years prior to joining the Sox, Schueler served as special assistant to Sandy Alderson, the Oakland Athletics' vice president of baseball operations, where he was responsible for evaluating both professional and amateur baseball talent.



In his first year with the White Sox, Schueler was responsible for bringing Tim Lincecum and Charlie Hough on board to lend their experience to baseball's youngest team. In a brand-new ballpark, the Sox drew nearly three million fans to watch the team record its second consecutive runner-up finish in the American League West.

Last winter, Schueler signed free agent pitcher Kirk McCaskill and also acquired All-Star second baseman Steve Sax in a trade with the New York Yankees. He also re-signed veteran catcher Carlton Fisk and outfielder/first baseman Dan Pasqua.

Schueler was selected by Atlanta in the third round, secondary phase, of the January 1967 free agent draft. After five seasons in the minor leagues, the 6-4 right-hander compiled a 40-48 record in eight major-league seasons with Atlanta (1972-73), Philadelphia (1974-76), Minnesota (1977) and Chicago (1978-79).

He ended his playing career with the White Sox in June of 1979 and was hired as pitching coach (1979-81) by Sox manager Don Kessinger to replace Fred Martin. Schueler joined the A's staff as pitching coach from 1982-84 and held the same duties for the Pittsburgh Pirates in 1986 prior to joining the A's front office.

Schueler was born on April 18, 1948 in Hays, Kansas. A graduate of Hays High School, he attended Fort Hays State College prior to being drafted. Ron has two children: Kacey (7/21/73) and Carey (4/25/75).



## **ROB GALLAS**

### *Senior Vice President Marketing & Broadcasting*

Rob Gallas joined the White Sox in September of 1989 and immediately began planning for 1990, the final season in old Comiskey Park. Through his innovative promotions and ballpark events, the Sox nearly doubled their attendance total from the previous year, resulting in the biggest single-season turnaround ever in professional sports.



The marketing and promotional efforts of Gallas in opening new Comiskey Park, and a second consecutive runner-up finish in the American League West, resulted in an all-time White Sox attendance record of 2,934,154 in 1991. The new White Sox logo and uniforms that were unveiled at the end of the 1990 season moved the White Sox to the top of Major League Baseball in merchandise sales for 1991.

A former group manager of marketing communication and services for a division of Baxter Healthcare Corporation, Gallas began his career as a news and sportswriter with various newspapers in the Midwest, including a stint as the White Sox beat writer for the Arlington Heights Daily Herald from 1976 to 1983. He received the Jacob Scher Investigative Reporting Award in 1975 and in 1980 captured UPI's Illinois Newspapers Best Sportswriting Award. In 1981, he became the first non-Chicago writer to become Chairman of the Chicago Chapter of the Baseball Writers Association of America.

Gallas was born in Chicago, Illinois on January 4, 1951 and grew up in Michigan City, Indiana. A 1973 graduate of the University of Evansville (Indiana), Gallas and his wife, Sharon, have two children: Christopher (3/8/71) and Jennifer (2/4/74). The Gallas family resides in Palatine, Illinois.

## **JACK GOULD**

### *Senior Vice President Baseball*

Jack Gould joined the White Sox as an investor in 1975 during Bill Veeck's second tenure with the club. He assumed his current role as senior vice president of baseball in 1981 with the Reinsdorf-Einhorn ownership group. Gould is also a member of the White Sox board of directors.



Under Gould's direction, the White Sox began computerizing the gathering of statistical data during the 1981 season, thus bringing the club into the forefront of the industry by making baseball decisions based on computer-generated data. He also oversees the research involved in preparing for potential arbitration cases. In addition, Gould is involved in a number of the arrangements for the club's transfer to Sarasota, Fla. for spring training.

As a bomber pilot for the U.S. Army Air Force during World War II, Gould flew on 35 combat missions in Europe and received several decorations, including the distinguished Flying Cross. As a lieutenant colonel, actor Jimmy Stewart was second in command of his wing. After leaving the military, Gould ran his own mortgage banking firm for 25 years. He is an

advocate of youth baseball and served in various administrative capacities for Colt League Baseball in the northern suburbs of Chicago, including coaching duties.

Gould was born in Chicago, Illinois and is a graduate of Chicago's Von Steuben High School and the University of Illinois, where he received a bachelor's degree in accounting. He and his wife, Nancy, have one son: Larry (7/24/57).

## **TIM BUZARD**

### *Vice President Finance*

As Vice President of Finance for the White Sox, Tim Buzard is directly responsible for the club's accounting, ticket office, human resources and data processing departments. Upon taking over this position in 1985, he initiated a new cash management system and set up a comprehensive risk management system, which reduced risk exposures and costs for the franchise.

In 1991, Buzard initiated a ticket office customer service campaign and a new human resources department, overseeing the implementation of a new flexible benefits program. He is a member of Major League Baseball's Data Processing Committee.

Prior to being promoted to Vice President of Finance, Buzard served as controller for five years. Upon his arrival in 1981, his main priority was developing a detailed budget and long-term accounting plan. He initiated the automation of the accounting department and assisted in an organization-wide computerization project.

Buzard holds an accounting degree from the University of Illinois and became a certified public accountant in 1981. He served as a senior accountant for Ernst & Whinney for three years prior to joining the White Sox.

Buzard was born on September 13, 1955 in Evanston, Illinois. A 1978 graduate of the University of Illinois, Buzard and his wife, Sandra, have two children: Jacqueline (11/11/84) and Kevin (3/21/89). The Buzard family resides in Highland Park, Illinois.



## **TERRY SAVARISE**

### *Vice President Stadium Operations*

As Vice President of Stadium Operations, Terry Savarise was directly responsible for the planning and construction of the new Comiskey Park. Savarise handled the layout and design of all aspects of the ballpark, including the state-of-the-art features in the sky boxes, press box, stadium club and clubhouse. He is also responsible for the over 2000 employees that staff Comiskey Park during game days.



Savarise is currently serving as Project Manager for the design and construction of a multi-purpose arena that will serve as the new home of the Chicago Bulls and Chicago Blackhawks. He also worked closely with the City of Sarasota, Florida in the design and construction of Ed Smith Stadium and Sports Complex, which opened as the club's spring training and minor league headquarters in February of 1989.

Prior to joining the White Sox, Savarise served an internship with the Cleveland Cavaliers of the National Basketball Association in the Cavs' all-star game season of 1980-81. He is an active member of the Stadium Managers' Association and the International Association of Auditorium Managers.

Savarise was born on November 20, 1959 in Cleveland, Ohio. He is a 1981 graduate of Ohio University with bachelor's degrees in accounting and business law, followed by a master's degree in sports administration later that same year. Savarise and his wife, Tara, have one child: Katie (9/10/88).

## **LARRY MONROE**

### *Vice President Scouting and Minor League Operations*



A former right-handed pitcher for the Chicago White Sox, Larry Monroe was the Special Assistant to the General Manager and a major-league scout before being appointed to his current position on November 5, 1990. Monroe brings 18 years of experience in the White Sox organization as a player, scout, minor-league instructor and coach to his current post.

Monroe oversees the annual draft selections for the White Sox as well as the entire player development department. In addition, Monroe handles the White Sox winter ball program that assigns minor league players to teams in Venezuela, Puerto Rico, Mexico and the Dominican Republic during the off-season.


A graduate of Forest View High School in Arlington Heights, Illinois, Monroe received all-conference baseball honors three times and all-area baseball honors twice. He was the White Sox number one choice in the June, 1974 free agent draft and made his major league debut with the White Sox on August 23, 1976 in Detroit where he pitched two scoreless, hitless innings.

Monroe was born on June 20, 1956 in Detroit, Michigan. He and his wife, Glenna, have three children: Taylor (10/14/83), Allison (3/13/85) and Grant (9/29/88).



# FIELD STAFF

---



*White Sox third base coach Terry Bevington.*

# GENE LAMONT

7



**Given Name:** Gene William Lamont

**Position:** Manager

**Batted:** Left

**Threw:** Right

**Height:** 6-1

**Weight:** 195

**Opening Day Age:** 45

**Born:** December 25, 1946, Rockford, Ill.

**Resides:** Sarasota, Fla.

**First Pro Contract:** Detroit Tigers, 1965.

**Sox Acquisition:** Hired as manager, November 26, 1991, succeeding Jeff Torborg.

**Major League Managerial/Coaching Career:** Making his managerial debut with the White Sox ... served as the third base coach with the Pittsburgh Pirates each of the last six seasons ... was named to that post on November 21, 1985, one day after Jim Leyland was appointed manager ... responsible for setting up the Pirates' defensive alignments, relaying offensive signs and running infield practice prior to each game ... spent eight seasons as a manager in the Kansas City Royals farm system after retiring as a player in 1977 ... final two seasons of his minor-league managerial career were with the Royals' Class AAA Omaha club ... began his managerial career with Class A Ft. Myers in 1978, leading the club to a playoff berth ... following two seasons at Ft. Myers, managed at Class AA Jacksonville ... was named Southern League Manager of the Year in 1982 and his clubs advanced to the playoffs in two of four seasons ... spent 1984 and 1985 at Omaha ... his teams advanced to the playoffs in three of eight seasons and 10 players on Kansas City's 1985 World Champion club played for Lamont in the Royals' system.

**Playing Career:** Was Detroit's first-round selection in the June 1965 free agent draft (13th selection overall) ... drafted ahead of Hall-of-Famer Johnny Bench (second round) ... homered in his first major-league at-bat on September 2, 1970 off Boston's Cal Koonce ... spent entire 1974 season and parts of four other years with Detroit ... the catcher compiled a lifetime .233 average with four home runs and 14 RBI in 87 major league contests.

**Miscellaneous/Personal:** Married Melody Birdsong ... has daughter Melissa (8/26/82) and son Wade (7/25/84) ... graduated from Hiawatha High School in Kirkland, Ill. where he was a three-sport letterman (baseball, basketball and football) ... was an all-state performer in basketball his senior year ... attended Northern Illinois University in DeKalb, Ill. and Western Illinois University in Macomb, Ill. ... was Southern League All-Star in 1972 ... enjoys golf and fishing.

## Managerial Career

YEAR	CLUB	LEAGUE	CLASS	W-L	POS.	REMARKS
1978	Ft. Myers	Florida State*	A	38-30 33-36	First Fifth	
1979	Ft. Myers	Florida State	A	38-32 31-37	Third Fourth	
1980	Jacksonville	Southern	AA	31-40 32-41	Fourth Fifth	
1981	Jacksonville	Southern	AA	34-36 31-41	Fourth Fourth	
1982	Jacksonville	Southern#	AA	41-31 42-30	First First	
1983	Jacksonville	Southern@	AA	36-36 41-32	Second First	
1984	Omaha	American Assoc.	AAA	68-88	Eighth	
1985	Omaha	American Assoc.	AAA	73-69	Third	
<b>MINOR LEAGUE TOTALS</b>				<b>569-577</b>		

\*Lost to Miami in one-game playoff for Southern Division Championship.

#Defeated Columbus, three games to one for Eastern Division Championship. Lost to Nashville, three games to one in league championship series.

@Defeated Savannah, three games to one for Eastern Division Championship. Lost to Birmingham, three games to one in league championship series.

## Coaching Career

YEAR	CLUB
1986-91	Third Base Coach, Pittsburgh Pirates

## Playing Career

YEAR	CLUB	AVG.	G	AB	R	H	TB	2B	3B	HR	RBI	SH	SF	HB	BB	SO	SB	CS	E
1965	Syracuse	.111	5	9	1	4	1	0	0	1	0	0	0	1	0	5	0	0	0
	Daytona Beach	.231	38	104	9	24	34	5	1	1	16	0	1	4	13	33	1	1	3
1966	Statesville	.197	45	137	14	27	44	4	2	3	19	1	1	2	21	49	1	0	8
	Rocky Mount	.255	36	102	9	26	38	4	1	2	9	0	0	1	16	23	0	0	5
1967	Rocky Mount	.143	19	56	4	8	13	2	0	1	5	0	1	0	8	8	0	0	1
1968	Rocky Mount	.250	101	304	36	76	98	10	0	4	39	1	1	1	24	60	1	1	7
1969	Montgomery	.235	86	268	24	63	89	15	1	3	29	2	3	3	32	37	0	0	9
1970	Toledo	.265	74	230	27	61	84	9	1	4	32	0	3	1	19	46	1	0	3
	DETROIT	.295	15	44	3	13	21	3	1	1	4	1	0	1	2	9	0	0	0
1971	Toledo	.228	63	180	17	41	66	8	1	5	19	0	2	1	19	29	0	2	9
	DETROIT	.067	7	15	2	1	1	0	0	0	1	0	0	0	0	5	0	0	2
1972	Montgomery	.273	119	385	47	105	144	19	1	6	51	6	4	5	64	72	1	1	12
	DETROIT	.000	1	0	0	0	0	0	0	0	0	0	0	0	0	0	0	0	0
1973	Richmond	.251	101	275	29	69	88	11	1	2	25	4	3	1	41	64	0	0	3
1974	DETROIT	.217	60	92	9	20	33	4	0	3	8	1	0	0	7	19	0	0	6
1975	DETROIT	.375	4	8	1	3	4	1	0	0	1	2	1	0	0	2	1	1	1
	Evansville	.308	49	130	15	40	58	9	0	3	20	1	1	0	20	20	1	0	4
1976	Evansville	.234	96	269	23	63	91	13	0	5	25	1	5	2	36	47	2	1	7
1977	Evansville	.400	3	5	0	2	3	1	0	0	0	0	0	0	1	1	0	0	0
A.L. TOTALS		.233	87	159	15	37	59	8	1	4	14	4	1	1	9	35	1	1	9
M.L. TOTALS		.233	87	159	15	37	59	8	1	4	14	4	1	1	9	35	1	1	9

## TERRY BEVINGTON

# 18



**Given Name:** Terry Paul Bevington

**Position:** Third Base Coach

**Batted:** Right

**Threw:** Right

**Height:** 6-2

**Weight:** 190

**Opening Day Age:** 35

**Born:** July 27, 1956, Akron, Ohio

**Resides:** Santa Monica, Calif.

**First Pro Contract:** New York Yankees, 1974.

**Sox Acquisition:** Hired as minor league manager, October 10, 1987.

**Coaching Career:** Enters his fourth season as a White Sox coach and his third in the third base box ... won division titles in five of his eight seasons as a minor league manager ... managed the White Sox' Class AAA Vancouver affiliate to the Pacific Coast League Northern Division title in both halves of 1988 ... coached in the Brewers' organization for seven years before joining the White Sox in 1988 ... managed the Class AAA Denver of the American Association and claimed a divisional title in 1987 ... took Vancouver to first place finishes in both halves in 1986 ... won both halves of the California League at Class A Stockton in 1983 ... began his managerial career at Class A Burlington of the Midwest League in 1981.

**Playing Career:** Began professional playing career as a catcher in the Yankees' organization in 1974 ... named to New York-Penn League All-Star Team his second pro season (1975) ... played for two more years in the Yankee organization and retired following the 1980 season.

**Miscellaneous/Personal:** Married Cyndi Lochard ... brother Zach is an umpire in the PCL.



## Managerial Career

YEAR	CLUB	LEAGUE	CLASS	W-L	POS.	REMARKS
1981	Burlington	Midwest	A	21-45	Third	
				33-36	Second	
1982	Beloit	Midwest	A	71-68	Second	
1983	Stockton	California	A	44-24	First	
				35-35	Third	
1984	El Paso	Texas	AA	37-30	First	
				35-33	Second	
1985	El Paso	Texas	AA	39-29	Second	
				47-21	First	
1986	Vancouver	Pacific Coast	AAA	42-24	First	
				43-29	First	
1987	Denver	American Assoc.	AAA	79-61	First	
1988	Vancouver	Pacific Coast	AAA	42-29	First	
				43-28	First	
MINOR LEAGUE TOTALS				611-492		

## Coaching Career

YEAR	CLUB
1989	First Base Coach, Chicago White Sox
1990-91	Third Base Coach, Chicago White Sox

YEAR	CLUB	AVG	G	AB	R	H	TB	2B	3B	HR	RBI	SH	SF	HB	BB	SO	SB	CS	E
1974	Johnson City	.198	63	222	33	44	60	10	0	2	30	1	4	2	34	26	2	1	9
1975	Oneonta	.264	60	193	24	51	70	11	1	2	23	0	1	3	25	19	3	0	8
1976	Oneonta	.000	2	3	0	0	0	0	0	0	0	0	0	0	0	1	0	0	0
1977	Fl. Lauderdale	.217	23	60	7	13	17	1	0	1	8	1	1	1	5	7	0	0	1
1978	Burlington	.240	63	179	22	43	69	14	0	4	23	0	3	2	22	31	8	2	8
1979	Holyoke	.252	85	214	26	54	78	12	0	4	21	3	2	3	31	31	8	7	11
1980	Burlington	.265	39	117	14	31	44	7	0	2	11	0	0	3	13	9	11	4	9
	Vancouver	.337	33	86	13	29	37	5	0	1	6	2	0	0	14	7	6	4	4
TOTALS		.247	368	1074	139	255	375	60	1	16	124	7	11	14	144	131	38	18	50

## JACKIE BROWN

# 41



**Given Name:** Jackie Gene Brown  
**Position:** Pitching Coach  
**Batted:** Right      **Threw:** Right  
**Height:** 6-1      **Weight:** 190  
**Opening Day Age:** 48  
**Born:** May 31, 1943, Holdenville, Okla.  
**Resides:** Holdenville, Okla.  
**First Pro Contract:** Philadelphia Phillies.  
**Sox Acquisition:** Hired as pitching coach,  
 December 4, 1991.

**Coaching Career:** Begins first season as White Sox pitching coach ... has spent 10 seasons as a full-time pitching coach, including four with the Texas Rangers (1979-82) ... served as pitching coach for the Pittsburgh Pirates' Class AAA affiliates from 1986-91 ... coached at Hawaii in 1986, Vancouver in 1987 and spent the last four seasons at Buffalo ... under his direction, clubs led Class AAA baseball in ERA in each of the last two seasons and in four of the last six ... while at Buffalo, handled staffs featuring pitchers who ranged in age from 23 to 41 ... had four pitchers named to *Baseball America's* postseason All-Star teams: Bob Patterson (Hawaii, 1986), Vincente Palacios (Vancouver, 1987), Dorn Taylor (Buffalo, 1990) and Rick Reed (Buffalo, 1991) ... in addition to Patterson and Palacios, Brown coached future major league starters Dave Johnson, Mike Bielecki, Mike Dunne and Randy Tomlin and relievers Barry Jones, Bob Kipper, Bill Landrum, Stan Belinda, Rosario Rodriguez and Roger Mason at the Class AAA level ... began his coaching career with Texas as a player/pitching coach for Rangers' Class AAA Tucson team in 1978 ... was named pitching coach with Texas in 1979 and his Rangers teams led the American League in saves in 1979, strikeouts in 1980 and shutouts in 1981.

**Playing Career:** Pitched professionally for 17 seasons ... spent parts of seven seasons in the majors, including each of the last four ... pitched for

Washington (1970-71), Texas (1973-75), Cleveland (1975-76) and Montreal (1977) ... originally signed by Philadelphia in 1962 ... reached the majors with Washington in his ninth professional season ... best season was 1974 when he was 13-12 with a 3.57 ERA ... was traded with Jim Bibby, Rick Waits and an estimated \$100,000 to Cleveland for Gaylord Perry on 6/12/75 ... was traded to Montreal for Andre Thornton on 12/10/76.

**Miscellaneous/Personal:** Married Jan Ramsey ... has son Brandon (9/8/70) and daughters Tamn (6/18/73) and Jade (10/2/78) ... a catcher in high school, became a pitcher in a local amateur game ... was drafted as a catcher/pitcher ... brother of former minor league pitcher Paul Brown ... hobbies include golf, horses, fishing and hunting ... was born and still resides in Holdenville, Okla. ... left baseball from 1983-85 to work in the oil drilling business in Oklahoma.

### Coaching Career

YEAR	CLUB
1978	Pitching Coach, Tucson, Pacific Coast League (Rangers)
1979-82	Pitching Coach, Texas Rangers
1986	Pitching Coach, Hawaii, Pacific Coast League (Pirates)
1987	Pitching Coach, Vancouver, Pacific Coast League (Pirates)
1988-91	Pitching Coach, Buffalo, American Association (Pirates)

### Playing Career

YEAR	CLUB	W-L	PCT.	ERA	G	GS	CG	SHO	SV	IP	H	R	ER	HR	HB	BB-I	SO	WP	BK
1962	Miami	0-1	.000	5.30	7	0	0	0	0	10.0	13	10	7	0	0	8-1	12	1	0
1963	Spartanburg	5-10	.333	4.63	19	18	2	0	0	101.0	109	66	62	1	5	47-6	100	7	0
1964	Bakersfield	1-1	.500	6.58	6	5	1	1	0	26.0	33	23	19	1	0	13-0	17	3	0
	Miami	6-10	.444	2.01	23	20	9	3	0	152.0	118	55	34	1	2	61-4	124	8	1
1965	Bakersfield	15-11	.577	3.86	33	32	15	1	0	236.0	228	117	96	18	8	110-2	214	16	0
1966	Macon	3-5	.375	4.83	24	14	2	1	0	95.0	87	60	51	11	1	63-3	91	10	—
1967	Tidewater	5-5	.500	3.82	17	10	5	3	0	73.0	62	33	31	4	1	26-0	53	4	0
1968	Tide-Burlington	2-4	.333	3.98	24	5	1	1	0	61.0	55	34	27	3	3	34-2	79	8	0
	Savannah	3-1	.750	3.43	5	3	0	0	0	21.0	19	11	8	1	0	8-0	19	0	0
1969	Savannah	9-7	.563	2.60	24	18	10	3	0	142.0	119	50	41	4	8	70-9	103	12	1
1970	Denver	6-1	.857	2.54	12	9	3	1	0	71.0	68	24	20	5	0	27-2	56	4	0
	WASHINGTON	2-2	.500	3.95	24	5	1	0	0	57.0	49	28	25	8	0	37-1	47	5	0
1971	Denver	6-4	.600	3.96	14	14	5	0	0	91.0	90	47	40	5	4	40-1	85	6	1
	WASHINGTON	3-4	.429	5.94	14	9	0	0	0	47.0	60	34	31	9	1	27-2	21	3	0
1972	Denver	6-17	.261	5.51	32	27	6	0	0	165.0	212	120	101	14	3	60-1	128	5	0
1973	Spokane	10-1	.909	2.34	19	9	6	1	3	96.0	76	28	25	7	0	44-1	84	3	0
	TEXAS	5-5	.500	3.90	25	3	2	1	2	67.0	82	31	29	7	2	25-0	45	1	0
1974	TEXAS	13-12	.520	3.57	35	26	9	2	0	217.0	219	97	86	13	4	74-4	134	6	1
1975	TEXAS	5-5	.500	4.22	17	7	2	1	0	70.1	70	37	33	7	2	35-2	35	4	0
	CLEVELAND	1-2	.333	4.28	25	3	1	0	1	69.1	72	40	33	9	0	29-6	41	2	0
1976	CLEVELAND	9-11	.450	4.25	32	27	5	2	0	180.0	193	94	85	14	7	55-4	104	3	0
1977	MONTREAL	9-12	.429	4.50	42	25	6	2	0	166.0	189	99	93	15	4	71-5	89	2	0
1978	Tucson	12-10	.545	5.10	29	28	13	2	0	203.0	256	140	115	11	9	74-3	103	13	1
A.L. TOTALS		38-41	.481	4.10	172	80	20	5	3	707.2	745	361	322	67	16	282-19	427	26	1
N.L. TOTALS		9-12	.429	4.50	42	25	6	2	0	166.0	189	99	93	15	4	71-5	89	2	0
M.L. TOTALS		47-53	.470	4.18	214	105	26	8	3	893.2	934	460	415	82	20	353-24	516	28	1

## WALT HRINIAK

6



**Given Name:** Walter John Hriniak

**Position:** Hitting Coordinator

**Batted:** Left **Threw:** Right

**Height:** 5-11 **Weight:** 178

**Opening Day Age:** 48

**Born:** May 22, 1943, Natick, Mass.

**Resides:** North Andover, Mass.

**First Professional Contract:** Milwaukee Braves,

1961. **Sox Acquisition:** Hired as hitting coach on October 23, 1988.

**Coaching Career:** Enters fourth season as White Sox hitting coach and eighth as a major league hitting coach ... with Hriniak as hitting coach, clubs have combined to bat .272 over seven seasons ... his clubs have led the majors in batting average three times and have ranked among the top three in five of seven seasons ... after being named to his post with the White Sox in the fall of 1988, the disciple of former Sox hitting guru Charlie

Lau (1982-83) has established a regimented work ethic among Sox hitters ... spent previous 12 seasons as bullpen coach and hitting instructor for the Red Sox (1977-88) ... long-time pupils included five-time AL batting champ Wade Boggs and sluggers Jim Rice and Dwight Evans ... also served as first base coach and bullpen coach for the Red Sox ... coached in the Montreal organization from 1972-76.

**Playing Career:** Spent parts of two seasons in the major leagues ... played nine games as catcher for the Braves in 1968, batting .346 ... split 1969 campaign between Atlanta and San Diego, appearing in 25 games ... pro career spanned 10 years.

**Miscellaneous/Personal:** Married Karen Cogan ... has daughter Jill (2/11/77)... runs popular winter hitting school ... was an all-scholastic shortstop, football quarterback and hockey center as a prepster at Natick (Mass.) H.S.

### Managerial Career

YEAR	CLUB	LEAGUE	CLASS	W-L	POS.	REMARKS
1972	Jamestown	New York-Penn	A	42-28	Third	
1973	Jamestown	New York-Penn	A	41-28	Third	
1976	Lethbridge	Pioneer	A	30-42	Fourth	
MINOR LEAGUE TOTALS				113-98		

### Coaching Career

YEAR	CLUB
1972	Coach, Quebec, Eastern League (Expos)
1974-75	First Base Coach, Montreal Expos
1976	Coach, Denver, American Association (Expos)
1977-84	Bullpen Coach, Boston Red Sox
1985-88	Hitting Instructor, Boston Red Sox
1989-91	Hitting Instructor, Chicago White Sox

### Playing Career

YEAR	CLUB	AVG	G	AB	R	H	TB	2B	3B	HR	RBI	SH	SF	HB	BB	SO	SB	CS	E
1961	Eau Claire	.311	76	267	35	83	105	14	1	2	50	0	3	4	38	35	4	—	22
1962	Yakima	.300	139	444	64	133	174	21	7	2	54	1	3	2	54	56	2	5	30
1963	Austin	.265	117	370	47	98	126	11	4	3	45	1	4	2	51	50	3	1	17
1964	Austin	.234	52	175	19	41	48	5	1	0	11	1	2	0	20	24	0	0	3
1965	Austin	.107	10	28	5	3	4	1	0	0	0	0	0	0	4	2	0	0	0
	Yakima	.256	116	390	60	100	155	17	4	10	57	4	3	5	75	56	4	2	30
1966	Austin	.235	134	455	48	107	129	16	3	0	38	10	0	7	53	59	2	4	—
1967	Austin	.270	83	282	50	76	117	11	3	8	40	3	3	6	48	50	1	1	12
	Richmond	.275	24	40	4	11	14	1	1	0	7	0	0	3	6	4	0	0	2
1968	Shreveport	.313	107	345	40	108	139	11	1	6	4	3	2	5	44	43	4	8	2
	ATLANTA	.346	9	26	0	9	9	0	0	0	3	0	0	0	0	3	0	0	2
1969	ATLANTA	.143	7	7	0	1	1	0	0	0	0	0	0	2	1	0	0	0	0
	SAN DIEGO	.227	31	66	4	15	15	0	0	0	1	0	0	2	9	12	0	0	2
1970	Salt Lake City	.246	121	410	49	101	136	21	4	2	36	3	4	1	66	64	3	3	19
N.L. TOTALS		.253	47	99	4	25	25	0	0	0	4	0	0	4	10	15	0	0	4
M.L. TOTALS		.253	47	99	4	25	25	0	0	0	4	0	0	4	10	15	0	0	4

## DOUG MANSOLINO

# 17

**Given Name:** Doug Mansolino  
**Position:** First Base Coach  
**Batted:** Right **Threw:** Right  
**Height:** 5-7 **Weight:** 155  
**Opening Day Age:** 35  
**Born:** September 20, 1956, Plainfield, N.J.  
**Resides:** Clovis, Calif.  
**Sox Acquisition:** Hired in 1988 as director of instruction and camp coordinator.



**Coaching Career:** Begins fifth year in the White Sox organization with promotion to first base coach at the major-league level ... served as the organization's defensive coordinator in 1991 ... Rawlings Gold Glove winner Robin Ventura credits Mansolino with helping his defense while the two were at Class AA Birmingham ... joined the Sox in 1988 as director of instruction and camp coordinator ... named infield/baserunning instruc-

tor and camp coordinator for the San Francisco Giants in 1987 ... served as coach for the Giants Class AAA affiliate in Phoenix for two seasons (1984-85).

**Miscellaneous/Personal:** Married Cindy Berrer ... has sons Nick (2/24/80) and Tony (9/28/82) and daughter Ariana (7/30/91) ... received bachelor's degree from California State University at Long Beach and master's degree in education from California State University at Dominguez Hills ... enjoys playing golf and hunting.

### Coaching Career

YEAR	CLUB
1984-85	Coach, Phoenix, Pacific Coast League (Giants)
1987	Infield/Baserunning Instructor, Minor Leagues, San Francisco Giants
	Camp Coordinator, Minor Leagues, San Francisco Giants
1988	Director of Instruction, Minor Leagues, Chicago White Sox
	Camp Coordinator, Minor Leagues, Chicago White Sox
1989	Infield Instructor, Minor Leagues, Chicago White Sox
1990-91	Defensive Coordinator, Minor Leagues, Chicago White Sox

## JOE NOSSEK

# 15



**Given Name:** Joseph Rudolph Nossek

**Position:** Bench Coach

**Batted:** Right

**Threw:** Right

**Height:** 6-1

**Weight:** 190

**Opening Day Age:** 51

**Born:** November 8, 1940, Cleveland, Ohio

**Resides:** Amherst, Ohio

**First Pro Contract:** Minnesota Twins, 1964, Sox

**Acquisition:** Hired October 26, 1989 as "Eye-in-the-Sky."

**Coaching Career:** Begins his second season as bench coach with the Sox ... served as "Eye-in-the-Sky" during 1990 season and was extremely effective in aligning the White Sox defense ... prior to rejoining Sox, served as advanced scout for the Houston Astros during the 1987-89 seasons ... instructed Sox hitters in 1984 before moving to first base coaching box in 1985 ... possesses 25 years of baseball experience as a player, minor league manager and major league coach ... reputed to be a master at stealing signs ... during his only season as a minor league manager, led Milwaukee's entry in the Midwest League, Class A Danville, to the 1972 Midwest League Championship ... also had coaching stints with the Milwaukee Brewers (1973-75), Minnesota Twins (1976), Cleveland Indians (1977-81) and Kansas City Royals (1982-83).

**Playing Career:** Former All-American at Ohio University broke into professional baseball in 1961 and debuted with the Minnesota Twins in 1964 ... playing career covered six years and included one World Series with the Minnesota Twins in 1965 ... also played with Kansas City, Oakland and St. Louis ... completed his playing career in 1971 after appearing in 295 big league games ... primarily an outfielder, Nossek also played some third base.

**Miscellaneous/Personal:** Married Jean Demarco... has children Scott (9/21/62), Liane (7/16/64) and twins Todd and Lori (7/20/67).

### Managerial Career

YEAR	CLUB	LEAGUE	CLASS	W-L	POS.	REMARKS
1972	Danville	Midwest	A	38-25	First	
				35-27	First	
<b>MINOR LEAGUE TOTALS</b>				<b>73-52</b>		

## Coaching Career

YEAR	CLUB
1971	Coach, Evansville, American Association (Brewers)
1973-75	Third Base Coach, Milwaukee Brewers
1976	Coach, Minnesota Twins
1977-81	Third Base Coach, Cleveland Indians
1982-83	Third Base Coach, Kansas City Royals
1984	Coach, Chicago White Sox
1985-86	First Base Coach, Chicago White Sox
1991	Bench Coach, Chicago White Sox

## Playing Career

YEAR	CLUB	AVG	G	AB	R	H	TB	2B	3B	HR	RBI	SH	SF	HB	BB	SO	SB	CS	E
1961	Charlotte	.274	80	303	24	83	98	9	3	0	27	2	2	1	10	26	1	—	10
1962	Charlotte	.276	134	521	58	144	178	17	4	3	56	5	4	0	44	46	8	—	14
1963	Dallas-Ft. Worth	.293	128	447	38	131	169	22	2	4	52	5	4	3	15	54	0	3	9
1964	MINNESOTA	.000	7	1	1	0	0	0	0	0	0	0	0	0	0	0	0	0	0
1964	Atlanta (AAA)	.238	113	424	47	101	140	11	2	8	29	4	2	3	26	49	7	9	11
1965	MINNESOTA	.218	87	170	19	37	52	9	0	2	16	3	2	1	7	22	2	0	2
1966	MINNESOTA	.000	4	0	0	0	0	0	0	0	0	0	0	0	0	0	0	0	0
	KANSAS CITY	.261	87	230	13	60	79	10	3	1	27	2	1	0	8	21	4	2	2
1967	KANSAS CITY	.205	87	166	12	34	42	6	1	0	10	1	2	0	4	26	2	0	2
1968	Vancouver	.247	146	539	53	133	163	15	3	3	36	7	2	6	23	39	7	8	11
1969	OAKLAND	.000	13	6	0	0	0	0	0	0	0	0	0	0	0	0	2	0	0
	ST. LOUIS	.200	9	5	2	1	1	0	0	0	0	0	0	0	0	1	0	0	0
1970	ST. LOUIS	.000	1	1	0	0	0	0	0	0	0	0	0	0	0	0	0	0	0
A.L. TOTALS		.229	285	573	45	131	173	25	4	3	53	6	5	1	19	72	8	2	6
N.L. TOTALS		.166	10	6	2	1	1	0	0	0	0	0	0	0	0	0	0	0	0
M.L. TOTALS		.228	295	579	47	132	174	25	4	3	53	6	5	1	19	72	8	2	6

## MIKE SQUIRES

# 38



**Given Name:** Michael Lynn Squires

**Position:** Bullpen Coach

**Batted:** Left **Threw:** Left

**Height:** 5-10 **Weight:** 191

**Opening Day Age:** 41

**Born:** March 5, 1951, Kalamazoo, Mich.

**Resides:** Kalamazoo, Mich.

**First Pro Contract:** White Sox. **Sox Acquisition:**

Selected in the 18th round, June 1973 free agent draft.

**Coaching Career:** Hired as bullpen coach on 12/6 ... served as first base coach with the Toronto Blue Jays from 1989-1991 ... was the major-league advance scout for Oakland (1986-88) and the White Sox (1985) after being released by the Sox as a player early in 1985 ... has worked for AL division champions in two of last three seasons (Oakland 1988, Toronto 1989, 1991).

**Playing Career:** Played 10 seasons with the White Sox before being released early in 1985 ... career walk total (143) exceeded strikeouts (108) ... in 1984, made 77 appearances at first base, 13 at third base, three in the outfield and pitched in one game ... was errorless at all positions ... made history on 5/2, becoming the first left-hander to start at third base since at least 1936 ... made four starts at third ... pitched on 4/22 at Detroit ... faced one batter, infielder Tom Brookens, who was retired on a fly ball to shallow left field on his third pitch ... saw action in 143 games for the Western Division Champion Sox, including four in the League Championship Series ... was chosen to hoist the division championship flag above Comiskey Park on clinching day (9/18) ... led AL first baseman in fielding (.996) in 1983 and made first career appearance at third base (8/23) ... won AL Gold Glove at first base in 1981, committing just six errors ... named to *The Sporting News* AL All-Star fielding team the same season ... in 1980, caught in games on 5/4 and 5/7 to become the first left-handed catcher in the major leagues since the Cubs' Dale Long (1958) ... took part in two triple plays as a member of the Sox ... first full season in the majors was in 1979 ... hit safely in 33 consecutive games at Class AAA Iowa in 1978 ... named Southern League Most Valuable Player in 1975 ... made major-league debut on 9/1 versus Kansas City.



**Miscellaneous/Personal:** Married Maureen Mentor ... has daughters Lisa (11/9/76) and Connie (3/2/78) and son Steven (6/17/83) ... nicknamed Spanky ... played baseball at Kalamazoo Community College and Western Michigan ... captain of Kalamazoo High School teams in football and baseball ... father Lynn served in the White Sox scouting department.

## Coaching Career

YEAR	CLUB
1989-91	First Base Coach, Toronto Blue Jays

## Playing Career

YEAR	CLUB	AVG	G	AB	R	H	TB	2B	3B	HR	RBI	SH	SF	HB	BB	SO	SB	CS	E
1973	Appleton	.298	68	228	42	68	90	7	3	3	37	3	2	0	52	19	7	1	4
1974	Knoxville	.278	136	481	74	136	189	23	5	6	69	2	5	0	74	39	16	14	5
1975	Knoxville	.304	129	448	68	136	178	23	5	3	50	6	3	1	77	31	24	13	6
	WHITE SOX	.231	20	65	5	15	15	0	0	0	4	0	1	0	8	5	3	0	2
1976	Iowa	.253	124	336	37	85	111	18	1	2	40	3	4	1	50	32	10	7	4
1977	Iowa	.323	126	415	67	134	174	29	4	1	45	2	3	3	84	37	24	13	7
	WHITE SOX	.000	3	3	0	0	0	0	0	0	0	0	0	0	0	1	0	0	0
1978	Iowa	.312	115	449	70	140	185	4	3	5	48	3	2	0	63	39	30	12	6
	WHITE SOX	.280	46	150	25	42	55	9	2	0	19	2	3	0	16	21	4	4	1
1979	WHITE SOX	.264	122	295	44	78	96	10	1	2	22	5	2	2	22	9	15	5	4
1980	WHITE SOX	.283	131	343	38	97	120	11	3	2	33	11	0	1	32	24	8	9	5
1981	WHITE SOX	.265	92	294	35	78	87	9	0	0	25	13	5	0	22	17	7	2	6
1982	WHITE SOX	.267	116	195	33	52	70	9	3	1	21	4	0	0	14	13	3	3	3
1983	WHITE SOX	.222	143	153	21	34	43	4	1	1	11	2	1	2	22	11	3	3	2
1984	WHITE SOX	.183	104	82	9	15	16	1	0	0	6	1	0	0	6	7	2	2	0
1985	WHITE SOX	.000	2	0	1	0	0	0	0	0	0	0	0	0	0	0	0	0	0
	Glen Falls	.067	4	15	0	1	1	0	0	0	0	0	0	0	2	1	0	0	0
A.L. TOTALS		.260	779	1580	211	411	502	53	10	6	141	38	12	5	142	108	45	28	23
M.L. TOTALS		.260	779	1580	211	411	502	53	10	6	141	38	12	5	142	108	45	28	23

## GLEN ROSENBAUM

**Given Name:** Glen Otis Rosenbaum

**Position:** Traveling Secretary

**Batted:** Right **Threw:** Right

**Opening Day Age:** 55

**Born:** June 14, 1936, Union Mills, Ind.

**Resides:** Union Mills, Ind.

**Sox Acquisition:** Hired as a batting practice pitcher in 1968.



**Pro Career:** "Rosey" enters his 35th year with the White Sox organization and 17th season as traveling secretary ... voted 1991 Traveling Secretary of the Year by major league baseball's traveling secretaries during the winter baseball meetings held in Miami Beach, Fla. ... 1989 off-season shoulder surgery ended his reign as the club's batting practice pitcher ... served as the club's traveling secretary, batting practice pitcher and coach over the years ... selected as batting practice pitcher for the American League All-Star team in July 1983 ... also in 1983, was voted the best batting practice pitcher in the majors by a *Sports Illustrated* poll of major league hitters ... was the winning pitcher in the White Sox' 13-10 exhibition victory over their Class AAA affiliate at Denver in 1984 ... pitched professionally for 11 years, beginning in 1955 when he signed with the White Sox ... compiled a 98-42 composite minor league record ... joined the White Sox as their batting practice pitcher in 1968 and added the traveling secretary duties in 1976 ... also served as a coach under manager Chuck Tanner in 1974-75, and in 1986 under managers Tony La Russa and Jim Fregosi.

**Miscellaneous/Personal:** Married Shirley Liggett ... has son Scott (8/26/61) ... recently inducted into the Indiana Baseball Coaches Hall of Fame ... still makes his home in the small northern Indiana community of Union Mills, making the 130-mile round-trip trek to Comiskey Park each day.

## HERM SCHNEIDER

**Given Name:** Herman Jack Schneider

**Position:** Head Trainer

**Opening Day Age:** 40

**Born:** April 4, 1952, Amsterdam, Holland

**Residence:** Naperville, Ill.

**Sox Acquisition:** Hired as head trainer prior to 1979 season.



**Pro Career:** Entering his 14th season as White Sox trainer ... made major contribution to the club's success during its second-place finishes in 1990 and 1991 ... just six players were placed on the disabled list due to injury in the last two seasons ... operates from one of the best training facilities in major league baseball at Comiskey Park ... received task of directing Bo Jackson's rehabilitation program with the White Sox in 1991 ... selected as one of the AL trainers at the 1991 All-Star Game at Toronto ... was trainer for the 1988 major-league All-Star team on tour in Japan as well as the trainer for the 1983 American League All-Star team ... prior to joining the White Sox, spent nine seasons in the Yankee organization ... served as assistant trainer for the Yankees during their World Series Championship seasons of 1977 and 1978 ... joined the Yankees' organization in 1970 and made stops at each level of the organization ... also worked the winter league circuit for nine years as head trainer for Ponce in the Puerto Rican Winter League ... attended Monroe Community College in Rochester, N. Y. ... received a bachelor's degree in sports medicine from the State University of New York in 1975 ... as an undergraduate, Schneider worked as assistant trainer and equipment manager for the Rochester Red Wings, Baltimore's Class AAA affiliate in the International League.

**Miscellaneous/Personal:** Married Janet Fasolino ... son Daniel Joseph (11/6/83) and daughter Caitlin Christine (12/8/86) ... born in Amsterdam, Holland, Schneider moved to the United States and upstate New York as a child.

## MARK ANDERSON

**Given Name:** Mark Thomas Anderson

**Position:** Assistant Trainer

**Opening Day Age:** 32

**Born:** April 15, 1959, Holdrege, Neb.

**Residence:** Chicago, Ill.

**Sox Acquisition:** Hired as assistant trainer prior to the 1986 season.



**Pro Career:** Enters his seventh season as assistant to trainer Herm Schneider ... certified member of the National Athletic Trainers' Association (NATA) ... 1982 University of Nebraska graduate where he was a student trainer for football and baseball ... served five years as organizational trainer in the Toronto system ... began pro career at Bradenton of the Gulf Coast League in 1981 ... spent the next three seasons at Florence of the South Atlantic League ... moved to Knoxville of the Southern League in 1985 ... assists Schneider in all facets of the training room operation ... travels with the White Sox.

**Miscellaneous/Personal:** Married Wendy Letourneau ... is an avid football fan of his alma mater, the Nebraska Cornhuskers.

## STEVE ODGERS

**Given Name:** Steve Odgers  
**Position:** Director of Conditioning  
**Opening Day Age:** 30  
**Born:** November 9, 1961, Inglewood, Calif.  
**Residence:** Laguna Niguel, Calif.  
**Sox Acquisition:** Hired as strength and conditioning coach prior to 1990 season.



**Pro Career:** Former world-class decathlete begins his third season as White Sox strength and conditioning coach ... directs the team's pre-game, post-game and off-season strength and conditioning programs ... along with trainer Herm Schneider and assistant trainer Mark Anderson, has made a major contribution to club's health over the past two seasons ... prior to joining Sox, served as assistant to Vern Gambetta, director of conditioning for the club's minor league system, in 1988-89 ... was the sixth-ranked U.S. decathlete in 1989 ... finished 11th at the U.S. Olympic Trials in 1988 ... worked from 1986-88 at the Sports Trauma and Athletic Rehabilitation Institute in Fountain Valley, Calif. ... was speed development consultant for the Oakland Athletics' Instructional League camp in 1986 ... worked with Vermeil's Sports and Fitness in 1985 and 1986 ... hired by the White Sox and Chicago Bulls to oversee fitness programs.

**Miscellaneous/Personal:** Married Emily Wade ... 1985 graduate of the University of California at Irvine, where he received a bachelor's degree in social ecology.

## WILLIE THOMPSON

**Given Name:** Willie B. Thompson  
**Position:** Clubhouse Manager  
**Opening Day Age:** 53  
**Born:** April 10, 1938, Austin Texas  
**Residence:** Chicago, Ill.  
**Sox Acquisition:** Hired at major league level prior to start of 1980 season.



**Pro Career:** Willie enters his 13th season as Sox Clubhouse Manager ... Thompson handles all White Sox equipment, manages the home clubhouse at Comiskey Park and travels with the team to oversee the transit of equipment ... known for keeping the clubhouse atmosphere loose with his unique personality and contagious laughter... began his professional career in 1959 with the Pittsburgh organization ... joined the White Sox organization in 1974 at Knoxville (Tenn.) of the Class AA Southern League ... crossed paths with former White Sox manager Tony La Russa at Knoxville in 1978.

**Miscellaneous/Personal:** Married Debbie Mobley ... son Willie Jr. (12/7/65) and daughter Erika (5/27/70) ... acquired the nickname "Chicken Willie" for his love for preparing and eating chicken.

### Special Thanks

The Chicago White Sox Public Relations Department would like to thank Daniel Evans, Nancy Nesnidal, Grace Guerrero Zwit and Tim Hagn of baseball operations, as well as Steve Noworyta and Judi Miller of minor league operations, for providing information used in the 1992 Chicago White Sox Media Guide.

# PLAYERS

---



*The White Sox battery of Jack McDowell and Carlton Fisk discusses strategy on the mound.*

# WILSON ALVAREZ

# 40



**Given Name:** Wilson Eduardo Álvarez

**Position:** Pitcher

**Bats:** Left

**Throws:** Left

**Height:** 6-1

**Weight:** 175

**Opening Day Age:** 22

**Born:** March 24, 1970, Maracaibo, Venezuela

**Resides:** Maracaibo, Venezuela

**First Pro Contract:** Texas Rangers, signed as a free

agent, September 19, 1986. **Sox Acquisition:** Obtained with outfielder Sammy Sosa and infielder Scott Fletcher from the Texas Rangers in exchange for outfielder Harold Baines and infielder Fred Manrique, July 29, 1989. **Major League Service:** 61 days. **Contract Status:** Signed through 1992.

**1991:** Fired a no-hitter on 8/11 at Baltimore in his second major-league start, first as a member of the White Sox ... struck out the side in the first inning and recorded seventh strikeout versus Randy Milligan to end game ... threw two complete-game victories in nine starts ... made first relief appearance on 9/24 at Minnesota, allowing two hits and one run in 5.1 IP ... had a 1.06 ERA (2 ER/17.0 IP) in final three appearances (9/24-10/6) ... was 3-0 with a 1.98 ERA in day games ... notched 8-0 mark with a 1.47 ERA with Zulia of Venezuelan winter league ... was named to *Baseball America's* Class AA All-Star team ... strikeout total of 165 was the top figure among Class AA pitchers and 1.83 ERA was second when he was recalled from Birmingham on 8/10.

**Major League Highlights:** Became the eighth-youngest pitcher to throw a no-hitter in major-league history (21 years, four months) on 8/11/91 at Baltimore ... was the youngest since Oakland's Vida Blue in 1970 ... became the first Venezuelan and first White Sox left-hander to throw a no-hitter. **1989:** Made major-league debut with Texas on 7/24 versus Toronto ... in his first major-league start, suffered loss, facing five batters, retiring none and yielding two home runs and three earned runs.

**Minor League Highlights:** **1990:** Opened 1990 season at Class AAA Vancouver after appearing in spring training with Sox as a non-roster invitee ... posted 7-7 record in 15 starts at Vancouver ... spent second half of season at Class AA Birmingham of the Southern League ... with Barons posted 5-1 mark with a 4.27 ERA. **1989:** Began season at Class A Charlotte of the Florida State League ... owned 7-4 mark with 2.11 ERA in 13 starts ... hurled three complete games and two shutouts ... promoted to Class AA Tulsa of the Texas League on 6/12 ... posted 2-2 record, 2.06 ERA and a shutout in seven starts ... called up to Rangers on 7/21 and made first major-league start on 7/24 versus Toronto ... re-assigned to Tulsa on 7/25 ... obtained by the Sox from Texas and assigned to Class AA Birmingham of the Southern League ... fashioned a 2-1 mark for the Barons with a 3.03 ERA ... pitched two-hit complete game shutout (2-0) versus Huntsville in Game 2 of the Southern League's Western Division finals, helping the Barons to the SL Championship. **1988:** Led entire Rangers organization with 143 strikeouts ... split season between Class A Gastonia and Class AAA Oklahoma City ... posted 4-11 record with 2.98 ERA in 23 starts for Gastonia. **1987:** Spent first year in pro ball with Gulf Coast League Rangers and Gastonia ... went 2-5 with 5.24 ERA at Port Charlotte and 1-5 with 6.47 ERA with Gastonia.

**Miscellaneous/Personal:** Married Dihainna ... once fanned 21 batters in a Little League game ... represented Venezuela in international tournaments at every age level and pitched 12 no-hitters between 1981-1986, his last winning the national title.



YEAR	CLUB	W-L	PCT.	ERA	G	GS	CG	SHO	SV	IP	H	R	ER	HR	HB	BB-I	SO	WP	BK
1987	Gastonia	1-5	.166	6.47	8	6	0	0	0	32.0	39	24	23	5	4	23-0	19	0	0
	Gulf Coast	2-5	.286	5.24	10	10	0	0	0	44.2	41	27	29	@6	3	21-0	46	3	0
1988	Gastonia	4-11	.267	2.98	23	23	1	0	0	127.0	113	63	42	5	7	50-1	134	5	10
	Oklahoma City	1-1	.500	3.78	5	3	0	0	0	16.2	17	8	7	2	1	6-0	9	0	0
1989	Charlotte	7-4	.636	2.11	13	13	3	2	0	81.0	68	29	19	2	4	21-0	48	7	0
	Tulsa	2-2	.500	2.06	7	7	1	1	0	48.0	40	14	11	1	0	16-3	29	1	4
	TEXAS	0-1	.000	INF	1	1	0	0	0	0	3	3	3	2	0	2-0	0	0	0
	Birmingham	2-1	.667	3.03	6	6	0	0	0	35.2	32	12	12	2	1	16-0	18	1	1
1990	Birmingham	5-1	.833	4.27	7	7	1	0	0	46.1	44	24	22	4	0	25-0	36	2	2
	Vancouver	7-7	.500	6.00	17	15	1	0	0	75.0	91	54	50	7	4	51-0	35	1	3
1991	Birmingham	10-6	.625	1.83	23	23	3	2	0	152.1	109	46	31	6	3	74-0	165	9	3
	WHITE SOX	3-2	.600	3.51	10	9	2	1	0	55.1	47	26	22	9	0	29-0	32	2	0
<b>A.L. TOTALS</b>		<b>3-3</b>	<b>.500</b>	<b>3.99</b>	<b>11</b>	<b>10</b>	<b>2</b>	<b>1</b>	<b>0</b>	<b>56.1</b>	<b>50</b>	<b>29</b>	<b>25</b>	<b>11</b>	<b>0</b>	<b>31-0</b>	<b>32</b>	<b>2</b>	<b>0</b>
<b>M.L. TOTALS</b>		<b>3-3</b>	<b>.500</b>	<b>3.99</b>	<b>11</b>	<b>10</b>	<b>2</b>	<b>1</b>	<b>0</b>	<b>56.1</b>	<b>50</b>	<b>29</b>	<b>25</b>	<b>11</b>	<b>0</b>	<b>31-0</b>	<b>32</b>	<b>2</b>	<b>0</b>

@ Tied for League Lead

#### PITCHER'S STATISTICAL BREAKDOWN

CLUB	ERA	W-L	SV	1991			CAREER					
				IP	ER	SO	ERA	W-L	SV	IP	ER	SO
California	0.00	0-0	0	0.0	0	0	0.00	0-0	0	0.0	0	0
Kansas City	4.76	0-1	0	5.2	3	2	4.76	0-1	0	5.2	3	2
Minnesota	1.54	0-0	0	11.2	2	4	1.54	0-0	0	11.2	2	4
Oakland	11.25	0-0	0	4.0	5	3	11.25	0-0	0	4.0	5	3
Seattle	0.00	1-0	0	5.1	0	5	0.00	1-0	0	5.1	0	5
Texas	10.80	0-0	0	3.1	4	4	10.80	0-0	0	3.1	4	4
<b>vs. West</b>	<b>4.20</b>	<b>1-1</b>	<b>0</b>	<b>30.0</b>	<b>14</b>	<b>18</b>	<b>4.20</b>	<b>1-1</b>	<b>0</b>	<b>30.0</b>	<b>14</b>	<b>18</b>
Baltimore	0.00	1-0	0	9.0	0	7	0.00	1-0	0	9.0	0	7
Boston	0.00	0-0	0	0.0	0	0	0.00	0-0	0	0.0	0	0
Cleveland	1.00	1-0	0	9.0	1	3	1.00	1-0	0	9.0	1	3
Detroit	9.00	0-1	0	4.0	4	3	9.00	0-1	0	4.0	4	3
Milwaukee	0.00	0-0	0	0.0	0	0	0.00	0-0	0	0.0	0	0
New York	6.23	0-0	0	4.1	3	1	6.23	0-0	0	4.1	3	1
Toronto	0.00	0-0	0	0.0	0	0	INF	0-1	0	0.0	3	0
<b>vs. East</b>	<b>2.73</b>	<b>2-1</b>	<b>0</b>	<b>26.1</b>	<b>6</b>	<b>14</b>	<b>3.76</b>	<b>2-2</b>	<b>0</b>	<b>26.1</b>	<b>11</b>	<b>14</b>
<b>1991 Totals/Lifetime</b>	<b>3.51</b>	<b>3-2</b>	<b>0</b>	<b>56.1</b>	<b>22</b>	<b>32</b>	<b>3.99</b>	<b>3-3</b>	<b>0</b>	<b>56.1</b>	<b>25</b>	<b>32</b>
Home	2.79	1-1	0	19.1	6	8						
Road	3.89	2-1	0	37.0	16	24						
1st Half	0.00	0-0	0	0.0	0	0						
2nd Half	3.51	3-2	0	56.1	22	32						
April	0.00	0-0	0	0.0	0	0						
May	0.00	0-0	0	0.0	0	0						
June	0.00	0-0	0	0.0	0	0						
July	0.00	0-0	0	0.0	0	0						
August	3.91	1-2	0	23.0	10	13						
Sept-Oct	3.24	2-0	0	33.1	12	19						

## ESTEBAN BELTRE

# 28

**Given Name:** Esteban Beltre

**Position:** Shortstop

**Bats:** Right

**Throws:** Right

**Height:** 5-10

**Weight:** 155

**Opening Day Age:** 24

**Born:** December 26, 1967, Ingenio Quisfueña, D.R.

**Resides:** San Pedro de Macoris, D.R.

**First Pro Contract:** Montreal Expos, signed as a non-drafted free agent, May 9, 1984.

**Sox Acquisition:** Acquired from the Milwaukee Brewers in exchange for outfielder John Cangelosi, May 23, 1991. **Major League Service:** 34 days. **Contract Status:** Signed through 1992.



**1991:** Recorded first major-league hit off Gene Harris on 10/5 at Seattle ... made first major-league appearance on 9/3 versus Kansas City at shortstop ... started at shortstop on 10/6 at Seattle, walked and stole one base ... batted .271 (94-347) with 30 RBI at Class AAA Vancouver ... rated best infield arm in the Pacific Coast League by *Baseball America* in 1991 ... had contract purchased by White Sox on 9/3.

**Minor League Highlights:** **1990:** Led American Association shortstops in total chances (580) and assists (335) while playing for Expos' Class AAA affiliate in Indianapolis. **1987:** Spent campaign at Class AA Jacksonville and led Southern League shortstops in total chances (591), putouts (198) and assists (358). **1986:** Named to Florida State League All-Star Team.

**Miscellaneous/Personal:** Married Marta ... has daughter Jerelas (11/2/91).

YEAR	CLUB	AVG	G	AB	R	H	TB	2B	3B	HR	RBI	SH	SF	HB	BB	SO	SB	CS	E
1984	Calgary	.200	18	20	1	4	4	0	0	0	2	0	0	0	2	8	1	0	10
1985	Utica	.199	72	241	19	48	58	6	2	0	22	8	1	3	18	58	8	7	26
1986	W. Palm Beach	.242	97	285	24	69	85	11	1	1	20	4	1	0	16	59	4	2	23
1987	Jacksonville	.212	142	491	55	104	139	15	4	4	34	10	0	3	40	98	9	6	35
1988	Jacksonville	.150	35	113	5	17	19	2	0	0	6	0	0	0	3	28	1	0	11
	W. Palm Beach	.279	69	226	23	63	80	5	6	0	15	11	1	1	11	38	4	0	19
1989	Rockford	.213	104	375	42	80	107	15	3	2	33	5	1	0	33	83	9	3	30
1990	Indianapolis	.226	133	407	33	92	110	11	2	1	37	5	4	2	32	77	8	2	30
1991	Denver	.179	27	78	11	14	21	1	3	0	9	0	0	0	9	16	3	2	13
	Vancouver	.271	88	347	48	94	111	11	3	0	30	7	1	0	23	61	8	7	26
	WHITE SOX	.167	8	6	0	1	1	0	0	0	0	0	0	0	1	1	1	0	0
A.L. TOTALS		.167	8	6	0	1	1	0	0	0	0	0	0	0	1	1	1	0	0
M.L. TOTALS		.167	8	6	0	1	1	0	0	0	0	0	0	0	1	1	1	0	0

**JEFF  
CARTER**

**36**



**Given Name:** Jeffrey Allen Carter

**Position:** Pitcher

**Bats:** Right

**Throws:** Right

**Height:** 6-3

**Weight:** 195

**Opening Day Age:** 27

**Born:** December 3, 1964, Tampa, Fla.

**Resides:** Brandon, Fla.

**First Pro Contract:** Montreal Expos, selected in 19th round, June 1987 free agent draft. **Sox Acquisition:** Obtained with outfielder Tim Raines and pitcher Mario Brito from the Expos in exchange for outfielder Ivan Calderon and pitcher Barry Jones, December 24, 1990. **Major League Service:** 40 days. **Contract Status:** Signed through 1992.

**1991:** Appeared in five games in three stints with the White Sox ... made two starts ... allowed seven runs in 12.0 innings (5.25 ERA) ... promoted from Class AAA Vancouver on 7/28 and made major-league debut with start on 7/31 versus Texas ... optioned to Vancouver on 8/1 ... recalled on 8/15 and made second career start that night at Detroit ... absorbed the loss, allowing four hits and five earned runs in 5.0 innings ... optioned to Vancouver on 8/16 ... recalled on 9/3 ... made first relief appearance on 9/24 at Minnesota ... went 3-7 with a 3.05 ERA with Vancouver in 41 appearances.

**Minor League Highlights:** Owns a 29-23 record (.558) and 2.48 ERA in 176 minor league games. **1990:** Enjoyed finest season in pro ball at Class AA Jacksonville ... posted 8-3 record while leading the Southern League with a 1.84 ERA ... made 52 appearances (seven starts) with two complete games and 15 saves ... did not allow an earned run in 12 consecutive appearances from mid-May to mid-June. **1989:** Split time between Class A West Palm Beach of the Florida State League and Jacksonville ... won four of five decisions with a 2.57 ERA in seven starts at West Palm Beach ... struck out 29 in 35.0 innings ... promoted to Jacksonville where he posted a 1-4 record with a 2.50 ERA in six starts. **1988:** Won his first seven starts at Class A Rockford of the Midwest League ... was 9-1 with 2.63 ERA as a starter and 11-5 with a 2.77 ERA overall ... struck out a career-high 91 batters in 107.0 innings. **1987:** Broke into pro ball with Class A Jamestown of the New York-Penn League ... finished fourth in the league with 31 appearances, all in relief ... compiled 2-3 ledger with 2.34 ERA and five saves.

**Miscellaneous/Personal:** Married Trisha Stevens ... is a 1982 graduate of Brandon (Fla.) High School where he played baseball ... attended South Florida Community College and graduated from the University of Tampa.

YEAR	CLUB	W-L	PCT.	ERA	G	GS	CG	SHO	SV	IP	H	R	ER	HR	HB	BB-I	SO	WP	BK
1987	Jamestown	2-3	.400	2.34	31	0	0	0	5	42.1	39	15	11	1	0	17-0	42	5	0
1988	Rockford	11-5	.688	2.77	39	11	1	0	3	107.0	100	38	33	8	1	35-3	91	7	0
1989	W. Palm Beach	4-1	.800	2.57	7	7	0	0	0	35.0	36	14	10	0	1	8-0	29	1	0
	Jacksonville	1-4	.200	2.50	6	6	1	0	0	36.0	23	11	10	2	0	14-1	21	2	2
1990	Jacksonville	8-3	.727	1.84	52	7	2	0	15	117.1	90	36	24	4	1	33-1	76	3	1
1991	Vancouver	3-7	.300	3.05	41	4	0	0	4	79.2	78	33	27	3	1	35-5	40	3	0
	WHITE SOX	0-1	.000	5.25	5	2	0	0	0	12.0	8	8	7	1	0	5-0	2	0	0
A.L. TOTALS		0-1	.000	5.25	5	2	0	0	0	12.0	8	8	7	1	0	5-0	2	0	0
M.L. TOTALS		0-1	.000	5.25	5	2	0	0	0	12.0	8	8	7	1	0	5-0	2	0	0

## JOEY CORA

# 21



**Given Name:** Jose Manual Cora

**Position:** Infielder

**Bats:** Switch

**Throws:** Right

**Height:** 5-8

**Weight:** 152

**Opening Day Age:** 26

**Born:** May 14, 1965, Caguas, Puerto Rico

**Resides:** Caguas, Puerto Rico

**First Pro Contract:** San Diego Padres, selected in first round (23rd overall), June 1985 free agent draft.

**Sox Acquisition:** Obtained from San Diego Padres along with first baseman Kevin Garner and outfielder Warren Newson in exchange for pitchers Adam Peterson and Steve Rosenberg, March 31, 1991. **Major League Service:** Two years, 82 days. **Contract Status:** Signed through 1992.

**1991:** Registered career-high 11-game hitting streak (7/29-8/10) ... batted .317 (13-41) with seven RBI during that stretch ... started 63 games at second base and two at shortstop ... Sox posted 37-28 record in his starts ... batted .333 (23-69) in 20 starts before being placed on 15-day DL on 6/22 with a sprained right knee suffered while sliding into third base on 6/21 versus Texas ... hit .318 (7-22) in May and .333 (17-51) in June ... batted .298 (17-57) versus left-handers and .319 (36-113) at Comiskey Park ... notched 14 two-hit games and three two-RBI contests.

**Major League Highlights:** **1990:** Made Padres' roster out of spring training ... appeared in 31 games before being optioned to Class AAA Las Vegas ... recalled by Padres on 9/3 ... hit .308 in 20 games during second stint with San Diego ... started final 10 games of the season, hitting .326 (14-43) ... suffered a broken left tibia following the season while playing for Ponce in his native Puerto Rico ... the injury occurred when he was covering first base on a bunt and the runner stepped on his leg. **1989:** Appeared in 12 contests after September recall ... started three games at shortstop. **1987:** Was Padres' Opening Day second baseman ... tallied first major-league hit off Giants' Mike Krukow ... optioned to Las Vegas on 6/8 ... returned to San Diego in September.

**Minor League Highlights:** **1990:** Collected hits in 42 of 51 games with Las Vegas ... notched a 12-game hitting streak from 8/4-16 ... batted .444 (24-54) with seven RBI during streak ... hit .383 in August with 16 RBI and 25 runs scored. **1989:** Notched 37-game hitting streak at Las Vegas (6/16-7/25) ... batted .369 (59-160) during streak ... 13th longest streak in minor league history and longest in 1989 ... also posted a 15-game hitting streak in April. **1988:** Spent entire campaign with Las Vegas ... batted .296 in first full season at the Class AAA level ... posted 15-game hitting streak. **1986:** Was starting second baseman for Class AA Beaumont ... season was shortened after suffering an injury during an altercation outside clubhouse in San Antonio on 6/2 ... led club with 24 stolen bases.

**Miscellaneous/Personal:** Single ... Second Team All-America and First Team All-Southeastern Conference as a shortstop at Vanderbilt University in 1985 ... also First Team All-SEC in 1984 ... earned Cape Cod League's MVP honor in 1984.

YEAR	CLUB	AVG.	G	AB	R	H	TB	2B	3B	HR	RBI	SH	SF	HB	BB	SO	SB	CS	E
1985	Spokane	.324	43	170	48	55	79	11	2	3	26	4	1	8	27	24	13	2	9
1986	Beaumont	.305	81	315	54	96	120	5	5	3	41	3	3	0	47	29	24	11	17
1987	SAN DIEGO	.237	77	241	23	57	68	7	2	0	13	5	1	1	28	26	15	11	10
	Las Vegas	.276	81	293	50	81	95	9	1	1	24	5	1	2	62	39	12	7	9
1988	Las Vegas	.296	127	460	73	136	166	13	3	3	55	6	5	2	44	19	31	7	26
1989	Las Vegas	.310	119	507	79	157	190	25	4	0	37	4	1	8	42	31	40	15	27
	SAN DIEGO	.316	12	19	5	6	7	1	0	0	1	0	0	1	0	1	0	1	2
1990	SAN DIEGO	.270	51	100	12	27	30	3	0	0	2	0	0	0	6	9	6	3	6
	Las Vegas	.351	51	211	41	74	105	13	9	0	24	1	4	4	29	16	15	7	14
1991	WHITE SOX	.241	100	228	37	55	63	2	3	0	18	8	3	5	20	21	11	6	10
	South Bend	.200	1	5	1	1	1	0	0	0	0	0	0	0	0	1	1	0	0
A.L. TOTALS		.241	100	228	37	55	63	2	3	0	18	8	3	5	20	21	11	6	10
N.L. TOTALS		.250	140	360	40	90	105	11	2	0	16	5	1	1	35	35	24	14	18
M.L. TOTALS		.247	240	588	77	145	168	13	5	0	34	13	4	6	55	56	35	20	28

\*Led League

#### BATTER'S STATISTICAL BREAKDOWN

CLUB	1991						CAREER					
	AVG	G	AB	H	HR	RBI	AVG	G	AB	H	HR	RBI
California	.162	5	11	2	0	0	.162	5	11	2	0	0
Kansas City	.200	10	30	6	0	3	.200	10	30	6	0	3
Minnesota	.500	2	2	1	0	0	.500	2	2	1	0	0
Oakland	.000	8	10	0	0	0	.000	8	10	0	0	0
Seattle	.231	5	13	3	0	1	.231	5	13	3	0	1
Texas	.367	11	31	12	0	4	.367	11	31	12	0	4
vs. West	.247	41	97	24	0	8	.247	41	97	24	0	8
Baltimore	.190	9	21	4	0	0	.190	9	21	4	0	0
Boston	.143	8	21	3	0	1	.143	8	21	3	0	1
Cleveland	.375	6	8	3	0	1	.375	6	8	3	0	1
Detroit	.158	10	19	3	0	0	.158	10	19	3	0	0
Milwaukee	.211	10	19	4	0	1	.211	10	19	4	0	1
New York	.222	7	18	4	0	5	.222	7	18	4	0	5
Toronto	.400	9	25	10	0	2	.400	9	25	10	0	2
vs. East	.237	59	131	31	0	10	.237	59	131	31	0	10
1991 Totals/Lifetime	.241	100	228	55	0	18	.247	240	588	145	0	34
Home	.319	49	113	36	0	10						
Road	.165	51	115	19	0	8						
1st Half	.321	42	78	25	0	4						
2nd Half	.200	58	150	30	0	14						
April	.200	9	5	1	0	0						
May	.318	15	22	7	0	0						
June	.333	18	51	17	0	4						
July	.230	19	61	14	0	5						
August	.172	23	64	11	0	7						
Sept-Oct	.200	16	25	5	0	2						

## BRIAN DRAHMAN

# 50



**Given Name:** Brian Stacy Drahman

**Position:** Pitcher

**Bats:** Right

**Throws:** Right

**Height:** 6-3

**Weight:** 205

**Opening Day Age:** 25

**Born:** November 7, 1966, Kenton, Ky.

**Resides:** Ft. Lauderdale, Fla.

**First Pro Contract:** Milwaukee Brewers, selected

as second choice in secondary phase, June 1986 free agent draft. **Sox**

**Acquisition:** Obtained from Brewers in exchange for pitcher Jerry Reuss,

July 31, 1989. **Major League Service:** 116 days. **Contract Status:**

Signed through 1992.

**1991:** Made major-league debut on 4/16 at New York ... tallied win in first White Sox victory at new Comiskey Park (4/21 versus Detroit) ... also earned last Sox win at home (game two on 10/3 versus Minnesota) ... allowed only three earned runs in 23.1 innings (1.16 ERA) over 21 appearances after April ... optioned to Class AAA Vancouver on 5/28, recalled on 7/31, returned to Canadians on 8/31 and rejoined White Sox on 9/3 ... posted 1.08 ERA (2 ER/16.2 IP) in second half ... only 10 of 36 (27.8%) inherited runners scored ... registered a 1.59 ERA in August, allowing four hits in 11.1 innings ... recorded three holds and three wins ... limited right-handers to a .171 batting average ... pitched a career-high 3.0 innings on 8/15 at Detroit.

**Minor League Highlights: 1990:** Spent entire season at Class AA Birmingham of the Southern League ... posted 6-4 ledger with 17 saves as the Barons' stopper ... his save total ranked fifth in the SL ... walked 24 while striking out 72 in 90.1 frames. **1989:** Made stops at Class A Stockton of the California League and Class AA El Paso of the Texas League before being traded to the White Sox ... owned 3-4 mark at El Paso with two saves over 19 games ... posted 3-2 record with 3.25 ERA and four saves for Stockton ... fanned 30 in 28.0 innings ... following trade was assigned to Class A Sarasota of the Florida State League, where he lost his only decision in seven appearances. **1988:** Spent entire season at Stockton and ranked third in league with 40 games finished, fourth in saves (14) and fifth in Roloids relief points (40) ... compiled 2-2 ledger with a career-best 2.02 ERA. **1987:** Pitched at Class A Beloit and finished fourth in Midwest League in saves (18), relief points (43) and games finished (41) ... owned 6-5 mark with 2.16 ERA and 60 strikeouts over 79.0 innings in 46 games. **1986:** Broke into pro ball at Helena of the Pioneer League.

**Miscellaneous/Personal:** Single ... participated in baseball, basketball, football and track at Northeast High School in Ft. Lauderdale, Fla. ... played collegiate baseball at Miami-Dade Community College.

YEAR	CLUB	W-L	PCT.	ERA	G	GS	CG	SHO	SV	IP	H	R	ER	HR	HB	BB-I	SO	WP	BK
1986	Helena	4-6	.400	5.92	18	10	0	0	2	65.0	79	49	43	4	0	33-0	40	4	0
1987	Beloit	6-5	.545	2.16	46	0	0	0	18	79.0	63	28	19	2	3	22-0	60	5	1
1988	Stockton	4-5	.444	2.02	44	0	0	0	14	62.0	57	17	14	2	1	27-0	50	3	0
1989	El Paso	3-4	.429	7.26	19	0	0	0	2	31.0	52	31	25	3	1	11-0	23	3	0
	Stockton	3-2	.600	3.25	12	0	0	0	4	28.0	22	11	10	0	2	9-0	30	2	0
	Sarasota (FSL)	0-1	.000	3.24	7	2	0	0	1	17.0	18	9	6	1	1	5-0	9	1	0
1990	Birmingham	6-4	.600	4.08	50	1	0	0	17	90.1	90	50	41	6	3	24-0	72	12	1
1991	WHITE SOX	3-2	.600	3.23	28	0	0	0	0	30.2	21	12	11	4	0	13-1	18	0	0
	Vancouver	2-3	.400	4.44	22	0	0	0	12	24.1	21	12	12	2	0	13-1	17	1	1
<b>A.L. TOTALS</b>		<b>3-2</b>	<b>.600</b>	<b>3.23</b>	<b>28</b>	<b>0</b>	<b>0</b>	<b>0</b>	<b>0</b>	<b>30.2</b>	<b>21</b>	<b>12</b>	<b>11</b>	<b>4</b>	<b>0</b>	<b>13-1</b>	<b>18</b>	<b>0</b>	<b>0</b>
<b>M.L. TOTALS</b>		<b>3-2</b>	<b>.600</b>	<b>3.23</b>	<b>28</b>	<b>0</b>	<b>0</b>	<b>0</b>	<b>0</b>	<b>30.2</b>	<b>21</b>	<b>12</b>	<b>11</b>	<b>4</b>	<b>0</b>	<b>13-1</b>	<b>18</b>	<b>0</b>	<b>0</b>

#### PITCHER'S STATISTICAL BREAKDOWN

CLUB	1991						CAREER					
	ERA	W-L	SV	IP	ER	SO	ERA	W-L	SV	IP	ER	SO
California	0.00	0-1	0	1.1	0	0	0.00	0-1	0	1.1	0	0
Kansas City	0.00	0-0	0	1.1	0	0	0.00	0-0	0	1.1	0	0
Minnesota	0.00	1-0	0	1.1	0	2	0.00	1-0	0	1.1	0	2
Oakland	2.25	0-0	0	4.0	1	2	2.25	0-0	0	4.0	1	2
Seattle	0.00	0-0	0	0.1	0	0	0.00	0-0	0	0.1	0	0
Texas	0.00	0-0	0	2.0	0	2	0.00	0-0	0	2.0	0	2
<b>vs. West</b>	<b>0.87</b>	<b>1-1</b>	<b>0</b>	<b>10.1</b>	<b>1</b>	<b>6</b>	<b>0.90</b>	<b>1-1</b>	<b>0</b>	<b>10.0</b>	<b>1</b>	<b>6</b>
Baltimore	0.00	1-0	0	5.2	0	4	0.00	1-0	0	5.2	0	4
Boston	0.00	0-0	0	2.2	0	1	0.00	0-0	0	2.2	0	1
Cleveland	0.00	0-0	0	0.0	0	0	0.00	0-0	0	0.0	0	0
Detroit	9.95	1-0	0	6.1	7	2	9.95	1-0	0	6.1	7	2
Milwaukee	3.38	0-0	0	2.2	1	4	3.38	0-0	0	2.2	1	4
New York	6.00	0-1	0	3.0	2	1	6.00	0-1	0	3.0	2	1
Toronto	0.00	0-0	0	0.0	0	0	0.00	0-0	0	0.0	0	0
<b>vs. East</b>	<b>4.43</b>	<b>2-1</b>	<b>0</b>	<b>20.1</b>	<b>10</b>	<b>12</b>	<b>4.43</b>	<b>2-1</b>	<b>0</b>	<b>20.1</b>	<b>10</b>	<b>12</b>
<b>1991 Totals/Lifetime</b>	<b>3.23</b>	<b>3-2</b>	<b>0</b>	<b>30.2</b>	<b>11</b>	<b>18</b>	<b>3.23</b>	<b>3-2</b>	<b>0</b>	<b>30.2</b>	<b>11</b>	<b>18</b>
Home	5.56	2-2	0	11.1	7	9						
Road	1.86	1-0	0	19.1	4	9						
1st Half	5.79	1-1	0	14.0	9	9						
2nd Half	1.08	2-1	0	16.2	2	9						
April	9.82	1-1	0	7.1	6	6						
May	1.35	0-0	0	6.2	1	3						
June	0.00	0-0	0	0.0	0	0						
July	0.00	0-0	0	0.0	0	0						
August	1.59	1-0	0	11.1	2	5						
Sept-Oct	0.00	1-1	0	5.1	0	4						

### .300-Hitting Outfields

All three members of a White Sox outfield have batted .300 or better four times in club history. Harry Hooper (.328), John Mostil (.325) and Bibb Falk (.352) were the first to do it in 1924 and Rip Radcliff (.330), Gee Walker (.305) and Hank Steinbacher (.331) were the last in 1938.

# WAYNE EDWARDS

# 45



**Given Name:** Wayne Maurice Edwards

**Position:** Pitcher

**Bats:** Left

**Throws:** Left

**Height:** 6-5

**Weight:** 185

**Opening Day Age:** 28

**Born:** March 7, 1964, Burbank, Calif.

**Resides:** Sepulveda, Calif.

**First Pro Contract:** White Sox.

**Sox Acquisition:** Selected in 10th round, June 1985 free agent draft.

**Major League Service:** One year, 92 days. **Contract Status:** Signed through 1992.

**1991:** Made 13 relief appearances with Sox before being optioned to Class AAA Vancouver on 5/28 ... registered 2.03 ERA in May (3 ER/13.1 IP) ... recalled on 6/21 and did not appear in a game before returning to Vancouver on 7/11 ... allowed only five of 18 (27.8%) inherited runners to score ... recorded one hold ... posted 3-9 mark with a 6.26 ERA over 14 appearances (12 starts) with Vancouver.

**Major League Highlights: 1990:** Rookie left-hander enjoyed success as both a starter and reliever ... began season in the bullpen but was promoted to starting role when Eric King was placed on disabled list on 8/2 ... recorded first major league victory in his first start on 8/10 at Comiskey Park, a 5-1 win over Nolan Ryan and the Rangers ... compiled 3-1 record as a starter with a 3.43 ERA ... was 2-2 with 2.88 ERA and two saves in relief ... fanned career-high seven on 8/24 in winning start over California ... hurled career-high 5.2 innings of scoreless relief on 9/27 versus Milwaukee for his fifth victory ... notched first major-league save on 4/29 versus Toronto after laboring final 4.0 scoreless innings. **1989:** Recalled from Class AA Birmingham on 9/11 and made major-league debut that night at Baltimore ... finished the game, working 1.0 inning with one walk and one strikeout.

**Minor League Highlights: 1989:** Sparkled at Class AA Birmingham with a 10-4 record and 3.19 ERA ... ranked second on team with five complete games ... registered one save in the Southern League Championship Playoffs. **1987:** Posted the best season of his professional career at Class A Daytona Beach, recording 16-8 mark and 3.61 ERA in 28 starts. **1985:** Broke into pro ball at Class A Sarasota of the Gulf Coast League.

**Miscellaneous/Personal:** Married Linda Kading ... one son Michael Wayne (12/25/90) ... a 1982 graduate of Village Christian High School in Sun Valley, California ... attended Azusa Pacific University in Azusa, California ... recommended and signed by former White Sox scout and current Director of Scouting, Duane Schaffer.

YEAR	CLUB	W-L	PCT.	ERA	G	GS	CG	SHO	SV	IP	H	R	ER	HR	HB	BB-I	SO	WP	BK
1985	Sarasota (GCL)	7-3	.700	2.49	11	11	3	0	0	69.0	52	26	19	0	3	18-0	61	2	0
1986	Peninsula	8-8	.500	4.21	24	21	0	0	0	128.0	149	80	60	10	2	68-1	86	8	2
1987	Daytona Beach	16-8	.667	3.61	29	28	*15	2	0	200.0	211	91	80	4	9	68-3	121	@17	0
1988	Birmingham	9-12	.429	4.90	27	27	8	1	0	167.0	176	108	91	9	5	92-3	136	*16	7
	Vancouver	0-0	.000	0.00	2	0	0	0	0	3.0	0	0	0	0	0	0-0	2	0	0
1989	Birmingham	10-4	.714	3.19	24	19	5	0	1	158.0	131	69	56	6	5	65-1	122	6	4
	WHITE SOX	0-0	.000	3.68	7	0	0	0	0	7.1	7	3	3	1	0	3-0	9	0	0
1990	WHITE SOX	5-3	.625	3.22	42	5	0	0	2	95.0	81	39	34	6	3	44-2	63	1	0
1991	WHITE SOX	0-2	.000	3.86	13	0	0	0	0	23.1	22	14	10	2	0	17-3	12	2	0
	Vancouver	3-9	.250	6.26	14	12	0	0	0	64.2	73	50	45	4	5	37-0	35	4	0
<b>A.L. TOTALS</b>		<b>5-5</b>	<b>.500</b>	<b>3.37</b>	<b>62</b>	<b>5</b>	<b>0</b>	<b>0</b>	<b>2</b>	<b>125.2</b>	<b>110</b>	<b>56</b>	<b>47</b>	<b>9</b>	<b>3</b>	<b>61-5</b>	<b>84</b>	<b>3</b>	<b>0</b>
<b>M.L. TOTALS</b>		<b>5-5</b>	<b>.500</b>	<b>3.37</b>	<b>62</b>	<b>5</b>	<b>0</b>	<b>0</b>	<b>2</b>	<b>125.2</b>	<b>110</b>	<b>56</b>	<b>47</b>	<b>9</b>	<b>3</b>	<b>61-5</b>	<b>84</b>	<b>3</b>	<b>0</b>

\*Led League

@ Tied for League Lead



# PITCHER'S STATISTICAL BREAKDOWN

CLUB	1991						CAREER					
	ERA	W-L	SV	IP	ER	SO	ERA	W-L	SV	IP	ER	SO
California	0.00	0-0	0	0.0	0	0	4.22	1-0	0	10.2	5	13
Kansas City	0.00	0-0	0	0.0	0	0	0.00	1-0	0	11.2	0	7
Minnesota	0.00	0-0	0	0.0	0	0	4.63	0-1	0	11.2	6	5
Oakland	0.00	0-1	0	0.2	0	0	3.17	0-1	0	5.1	2	2
Seattle	0.00	0-0	0	0.0	0	0	5.06	0-0	0	5.1	3	4
Texas	0.00	0-0	0	0.0	0	0	2.03	2-0	0	15.1	3	10
vs. West	0.00	0-1	0	0.2	0	0	2.95	4-2	0	58.0	19	41
Baltimore	2.41	0-0	0	3.1	1	1	2.70	0-0	0	8.0	3	5
Boston	0.00	0-0	0	4.1	0	3	3.18	0-0	1	11.1	4	6
Cleveland	0.00	0-0	0	0.0	0	0	6.00	0-0	0	6.0	4	3
Detroit	6.75	0-0	0	1.1	1	0	5.79	0-1	0	9.1	6	8
Milwaukee	5.40	0-1	0	3.1	2	3	1.86	1-1	0	9.2	2	6
New York	7.71	0-0	0	4.2	4	4	5.40	0-0	0	11.2	7	8
Toronto	3.18	0-0	0	5.2	2	1	3.08	0-1	1	11.2	4	5
vs. East	3.77	0-1	0	22.2	10	12	3.72	1-3	2	67.2	28	43
1991 Totals/Lifetime	3.86	0-2	0	23.1	10	12	3.37	5-5	2	125.2	47	84
Home	2.77	0-0	0	13.0	4	4						
Road	5.23	0-2	0	10.1	6	8						
1st Half	3.86	0-2	0	23.1	10	12						
2nd Half	0.00	0-0	0	0.0	0	0						
April	6.30	0-0	0	10.0	7	6						
May	2.03	0-2	0	13.1	3	6						
June	0.00	0-0	0	0.0	0	0						
July	0.00	0-0	0	0.0	0	0						
August	0.00	0-0	0	0.0	0	0						
Sept-Oct	0.00	0-0	0	0.0	0	0						

## ALEX FERNANDEZ

# 32



**Given Name:** Alexander Fernandez

**Position:** Pitcher

**Bats:** Right

**Throws:** Right

**Height:** 6-1

**Weight:** 205

**Opening Day Age:** 22

**Born:** August 13, 1969, Miami Beach, Fla.

**Resides:** Hialeah, Fla.

**First Pro Contract:** White Sox. **Sox Acquisition:**

Selected in the first round (fourth pick overall), June 1990 free agent draft.

**Major League Service:** One year, 63 days. **Contract Status:** Signed through 1992.

**1991:** At age 22, became the third youngest pitcher in Sox history to start at least 20 games (Britt Burns and Richard Dotson both started 32 games at age 21 in 1980) ... matched career high by winning three consecutive decisions (9/4, 9/9 and 9/25) ... averaged 3.3 walks per nine innings in final 20 appearances (44 BB/120.0 IP), after averaging 5.5 in first 14 games ... tossed a pair of complete-game wins (6/22 versus Texas and 9/9 at Oakland) ... also notched career-best three-hitter against the Athletics on 9/9 ... struck out a career-high 10 on 6/1 versus Oakland ... registered seven consecutive quality starts (8/25-9/25) with a 2.13 ERA (12 ER/50.2 IP) ... allowed only 10 home runs in final 155.1 innings, after surrendering six home runs in first 36.1 innings ... posted his best month in September with a 3-1 record and 2.25 ERA in six starts.

**Major League Highlights: 1990:** Following first-round selection on 6/4 from Miami-Dade South Community College, won six of seven decisions with a 1.83 ERA in the White Sox minor league system ... earned promotion to major league club and made Sox debut on 8/2 at Milwaukee ... hurled 7.0 innings of five-hit ball and left game with 2-1 lead ... did not figure in decision as Sox won 4-3 ... earned first major league victory on 8/7 at Kansas City ... pitched first complete game on 9/8 at Toronto while striking out career-high eight batters ... notched three-game winning streak 9/13-9/23 ... 10 of his 13 starts were quality starts ... his collegiate and professional seasons in 1990 totaled 23 wins against just eight losses and a 2.19 ERA over 258.1 innings ... only Oakland's Dave Stewart logged more total innings (267.0) in 1990.

**Minor League Highlights: 1990:** Started professional career with Rookie Sarasota club ... made two starts for the Gulf Coast League team, posting a 1-0 record, 3.60 ERA and 16 strikeouts over 10.0 innings ... was elevated to Class A Sarasota of the Florida State League on 6/30 ... had 1-1 record and 1.84 ERA at Sarasota ... struck out 17 Dunedin hitters in 7.1 innings for win on 7/8 ... promoted to Class AA Birmingham of the Southern League on 7/9 ... compiled perfect 3-0 record in four starts for the Barons with a scant 1.08 ERA.

**Miscellaneous/Personal:** Married Lourdes Gandarillas ... attended Pace High School in Miami ... member of the 1987 junior national team ... was initially selected by the Milwaukee Brewers in the first round of the June 1988 draft, but opted to attend the University of Miami ... named *Baseball America's* Freshman of the Year at the University of Miami and was a finalist for the publication's Player of the Year award ... posted 15-2 ledger with a 2.01 ERA and 177 strikeouts in 148.0 innings with the Hurricanes ... had a stretch of 36.1 consecutive scoreless innings and hurled a no-hitter against Maine ... transferred to Miami-Dade South Community College and compiled 12-2 mark with a school-record 1.19 ERA in his sophomore season ... in 15 games and 121.0 innings he struck out 154 batters while yielding just 23 walks and 89 hits ... hurled 10 complete games and set school record with 18 strikeouts against Miami-Dade Wolfson ... also saw action as a designated hitter and right fielder for Miami-Dade ... batted .316 with nine HR and 54 RBI ... was first player selected All-Southern Conference at two positions ... named the National Junior College Player of the Year and received the United States Baseball Federation's 1990 Golden Spikes Award, as well as the Dick Howser Award.

YEAR	CLUB	W-L	PCT.	ERA	G	GS	CG	SHO	SV	IP	H	R	ER	HR	HB	BB-I	SO	WP	BK
1990	Sarasota (GCL)	1-0	1.000	3.60	2	2	0	0	0	10.0	11	4	4	0	2	1-0	16	1	2
	Sarasota (FSL)	1-1	.500	1.84	2	2	0	0	0	14.2	8	4	3	0	0	3-0	23	0	1
	Birmingham	3-0	1.000	1.08	4	4	0	0	0	25.0	20	7	3	0	0	6-0	27	0	0
	WHITE SOX	5-5	.500	3.80	13	13	3	0	0	87.2	89	40	37	6	3	34-0	61	1	0
1991	WHITE SOX	9-13	.409	4.51	34	32	2	0	0	191.2	186	100	96	18	2	88-2	145	4	1
A.L. TOTALS		14-18	.438	4.29	47	45	5	0	0	279.1	275	140	133	22	5	122-2	206	5	1
M.L. TOTALS		14-18	.438	4.29	47	45	5	0	0	279.1	275	140	133	22	5	122-2	206	5	1

#### PITCHER'S STATISTICAL BREAKDOWN

CLUB	ERA	W-L	SV	1991			CAREER					
				IP	ER	SO	ERA	W-L	SV	IP	ER	SO
California	1.86	0-0	0	19.1	4	11	1.78	1-1	0	35.1	7	24
Kansas City	9.72	1-1	0	8.1	9	5	7.54	2-1	0	14.1	12	9
Minnesota	4.15	1-1	0	17.1	8	13	5.76	1-1	0	20.1	13	15
Oakland	3.93	1-2	0	24.1	9	27	3.16	2-2	0	31.1	11	32
Seattle	3.97	1-0	0	11.1	5	4	4.24	2-1	0	23.1	11	9
Texas	1.84	1-1	0	14.2	3	10	4.87	1-2	0	20.1	11	14
vs. West	3.59	5-5	0	95.1	38	70	4.03	9-8	0	145.0	65	103
Baltimore	5.93	1-1	0	13.2	9	6	5.93	1-1	0	13.2	9	6
Boston	7.16	1-1	0	16.1	13	9	5.17	2-2	0	31.1	18	20
Cleveland	3.05	0-2	0	20.2	7	15	3.05	0-2	0	20.2	7	15
Detroit	6.14	1-2	0	14.2	10	18	6.14	1-2	0	14.2	10	18
Milwaukee	13.50	0-1	0	7.1	11	10	8.16	0-1	0	14.1	13	14
New York	6.52	1-1	0	9.2	7	8	6.52	1-1	0	9.2	7	8
Toronto	0.64	0-0	0	14.0	1	9	1.20	0-1	0	30.0	4	22
vs. East	5.42	4-8	0	96.1	58	75	2.37	5-10	0	134.1	68	103
1991 Totals/Lifetime	4.51	9-13	0	191.2	96	145	4.29	14-18	0	279.1	133	206
Home	4.48	5-7	0	96.1	48	70						
Road	4.53	4-6	0	95.1	48	75						
1st Half	5.53	4-7	0	97.2	60	76						
2nd Half	3.45	5-6	0	94.0	36	69						
April	8.55	2-2	0	20.0	19	20						
May	4.80	0-2	0	30.0	16	23						
June	4.71	2-3	0	36.1	19	29						
July	4.08	1-0	0	28.2	13	14						
August	4.66	1-5	0	36.2	19	29						
Sept-Oct	2.25	3-1	0	40.0	10	30						

# CARLTON FISK

# 72



**Given Name:** Carlton Ernest Fisk

**Position:** Catcher

**Bats:** Right

**Throws:** Right

**Height:** 6-2

**Weight:** 223

**Opening Day Age:** 44

**Born:** December 26, 1947, Bellow Falls, Vt.

**Resides:** Lockport, Ill.

**First Pro Contract:** Boston Red Sox, selected first round (fourth player overall), January 1967 free agent draft.

**Sox Acquisition:** Signed as a free agent, March 10, 1981. **Major League Service:** 20 years, 54 days. **Contract Status:** Signed through 1992.

**1991:** Moved into 37th place on the all-time home run list with 372 ... became baseball's all-time home run leader after age 40 with 68 ... extended his own major-league record for home runs as a catcher to 348 ... caught 106 games for 2,147 in his career, which ranks second to Bob Boone's all-time record 2,225 ... needs 79 games caught to surpass Boone's mark ... played in 11th All-Star Game on 7/9 at Toronto ... became oldest player to record a hit in an All-Star contest ... cracked 200th home run as a member of the White Sox on 8/6 off New York's Wade Taylor ... nine of 18 home runs came from seventh inning on ... registered career hit No. 2,300 with an RBI double on 10/1 versus Minnesota ... 74 RBI were the fifth-highest total of career and most since 1985 (107) ... tallied 19 two-hit games, five three-hit games and one four-hit game ... opened season with an 11-game hitting streak (.368, 14-38) ... batted .287 (25-87) in August with six home runs and 19 RBI ... started 91 games as a catcher, 12 at first base and 12 at designated hitter ... was first player to be hit by a pitch at Comiskey Park ... all seven HBP's came in night games.

**Major League Highlights:** Ranks as White Sox all-time leader in home runs with 210 ... ranks fifth on Sox all-time extra-base hits list with 433, sixth in total bases (2,072) and RBI (737), eighth in runs (635), ninth in slugging percentage (.445), 10th in games (1,334), at-bats (4,655) and doubles (210) and 11th in hits (1,206) ... with 125 career stolen bases, Fisk is the only catcher in modern baseball history to top the century mark in both homers and stolen bases and is just the third catcher in baseball history to collect 300 home runs, 1,000 runs and 1,000 RBI (Johnny Bench, Yogi Berra) ... has enjoyed enormous success against his former Boston teammates since joining the White Sox in 1981 ... in 100 games versus the Red Sox, has hit .314 with 27 home runs and 66 RBI ... has appeared in a pair of ALCS (with Chicago in 1983 and Boston in 1975) and one World Series (with Boston in 1975). **1990:** Set the career home run record for catchers with No. 328, a second-inning home run off Charlie Hough, on 8/17 at Texas ... surpassed Bench's 327 ... with that clout, he also established himself as the all-time White Sox home run leader with 187, surpassing Harold Baines' 186 ... led club with 18 roundtrippers on the season, a .378 on-base percentage, 61 walks, and shared top honors in batting average with Lance Johnson (.285) ... named to AP, UPI and *The Sporting News* All-Star Teams ... surpassed his Boston total for games played (1,078) on 5/2 and notched his 1,200th RBI on 8/29 ... had successful arthroscopic surgery on both knees on 11/6. **1989:** For the second consecutive season had an injury-plagued year ... suffered broken right hand on 4/10 at Seattle ... fracture occurred over spot of same break that idled him in 1988 ... was sidelined for 44 games (4/11- 6/2) ... on 6/21 at New York, hit his 307th home run as a catcher, passing Berra as the American League's all-time leader among receivers ... reached another milestone versus New York on 7/17, rapping his 2,000th career hit off Andy Hawkins ... at Comiskey Park hit .343 in 49 games. **1988:** Broken right hand forced him to miss 70 games ... despite the injury, belted 19 home runs ... notched one homer every 13.3 at-bats, the best ratio on the club ... established an AL record for games caught with catching appearance No. 1,807 on 8/19 at Detroit ... celebrated the occasion with

his first career five-hit game ... named AL Player of the Week after setting the record ... hit .556 (10-18) for the week with three homers and eight RBI ... collected a pair of two-homer games (4/19 at Seattle and 8/17 versus Toronto), the 21st and 22nd of his career ... homered in four consecutive games 4/18-22. **1987:** Set several career milestones ... collected RBI No. 1,000 at California on 6/7 with a ninth-inning home run, his second roundtripper of the game ... belted his 300th career homer on 9/5 at Kansas City off Danny Jackson ... at age 39, became the oldest catcher in baseball history and the oldest White Sox player to hit 20 or more home runs in one season ... a pair of homers off three-time AL Cy Young Award winner, Roger Clemens, on 8/26 at Boston gave Fisk his 20th career two-homer game ... a roundtripper on 8/24 at Boston was his 100th career shot at historic Fenway Park and his 10th there as a member of the White Sox ... made six starts as the Sox designated hitter, six more at first base ... his career-high 17 GWRBI led the Sox and placed him in a three-way tie for second in the league. **1986:** Battled nagging injuries and a virus for much of the season ... injuries included a bruised right wrist suffered when struck by a pitch in spring training and severely jammed thumb that ended his catching duties for the season on 9/15 ... also missed 11 games with a virus in July ... started the season's first 26 games in left field as the Sox inserted Joel Skinner behind the plate ... recorded season-long 13-game hitting streak on 6/10-23, equalling concurrent streak by John Cangelosi and later one by Daryl Boston for the longest on the squad in '86. **1985:** Enjoyed the most productive season of his major-league career ... posted career-high totals of 37 home runs and 107 RBI ... the homer total was second in the AL and tied the White Sox single-season record established by Dick Allen in 1972 ... clubbed 33 of the 37 roundtrippers as a catcher, breaking AL single-season standard of 32 set by Detroit's Lance Parrish in 1982 ... drove in season-high seven runs on 9/6 at Texas, equaling his career single-game high ... blasted his second Comiskey Park roofshot homer against Kansas City's Charlie Leibrandt on 5/30 ... named AL starting catcher in the All-Star Game when Parrish was scratched due to injury ... named to *The Sporting News* and UPI postseason AL All-Star Teams ... named league Player of the Week for the week ending 6/1 ... equaled career best with 17 stolen bases (1982) ... swiped 100th base of his career on 5/13 versus Cleveland ... underwent a rigorous off-season weight training program prior to the 1985 season, adding weight and bulk ... recorded a pair of putouts at home plate on 8/2 at New York in one of the most bizarre plays of 1985 ... Fisk took shortstop Ozzie Guillen's relay throw from the outfield on a ball hit to the gap by Rickey Henderson and tagged out both Bobby Meacham and Dale Berra in succession at home plate ... named Chicago's Co-Player of the Year along with the Cubs' Keith Moreland by the Chicago Chapter of the Baseball Writers Association of America. **1984:** Spent the season hampered by an abdominal muscle pull suffered Opening Day ... forced onto the disabled list once (6/23-7/4) and appeared in only 102 games ... despite limited duty, Fisk still became only the second catcher in White Sox history to hit at least 20 home runs in more than one season with 21 round-trippers (Sherm Lollar was the other) ... set record for most innings played by a catcher in a game (25) on 5/8, finished 5/9 ... became only the third player in White Sox history to hit for the cycle and the first to do it at Comiskey Park on 5/16 versus Kansas City. **1983:** Finished third in balloting for the AL Most Valuable Player Award ... was a driving force in the White Sox Western Division championship ... manager Tony La Russa moved Fisk to the second spot in the batting order on 6/15 and he responded by hitting .329 (112-340) ... batted .319 during the second half (88-176) to raise season average to .289 ... second on the White Sox in runs (85) and third in home runs (26) ... joined Ron Kittle (35) and Greg Luzinski (32) to set a club three-man, single-season home run record of 93. **1982:** Ranked third on the club in steals (17), fourth in RBI (65) and runs (66) ... put together a 12-game hitting streak (7/26-8/9) and hit safely in 23 of 25 games (7/26-8/23), driving in five runs in a game on 7/30 versus the Red Sox ... made his second straight All-Star Game appearance as a White Sox player. **1981:** Fisk's first season with the White Sox after signing as a free agent produced strike-shortened totals of seven home runs and 45 RBI in 96 games ... the White Sox opened the season on 4/10 at Boston, Fisk's

home for the previous 10 seasons ... in storybook fashion, Fisk slammed a three-run home run in the eighth inning to power Chicago past the Red Sox, 5-3 ... in his home debut with the White Sox four days later, Fisk added to the drama by slugging a grand slam home run off Pete Vuckovich to boost the Sox to a 9-3 win over Milwaukee in front of a Comiskey Park record home Opening Day crowd of 51,560 ... caught more games than any AL catcher (95) and had the fewest passed balls (two) in the league ... received *The Sporting News* Silver Slugger Award as the most productive receiver in the American League and also was named to the UPI All-Star Team. **1980:** In his final season with Boston, Fisk re-established himself as an everyday catcher following his injury-plagued 1979 campaign ... led the league with the fewest passed balls (three) for catchers in 100 or more games ... registered career hit No. 1,000 on 6/1 versus Milwaukee, a home run off Rickey Keeton. **1977:** Tied a major league mark with only four passed balls in 151 games ... became one of only six catchers in baseball history to score 100 runs and drive in 100 runs in the same season. **1975:** Painted one of the great moments in baseball history with his dramatic, game-winning 12th-inning home run in Game Six of the World Series versus Cincinnati at Fenway Park. **1972:** Named AL Rookie of the Year after batting .293 with 22 home runs and 61 RBI ... also led catchers in total chances and was awarded the Rawlings Gold Glove Award.

**Minor League Highlights:** After missing the 1967 season due to military service, Fisk spent his first minor league season at Waterloo in 1968, where he hit .338 ... played at Pittsfield for most of 1969 before making initial big league appearance in September of that year ... spent the 1971 season at Pawtucket and most of 1972 at Louisville before being promoted to the Red Sox.

**Miscellaneous/Personal:** Married Linda Foust ... has daughter Carlyn (12/26/70), son Casey (2/20/72) and daughter Courtney (2/18/76) ... son Casey plays collegiate baseball at Illinois State University in Normal ... Fisk wears No. 72, the reverse of his No. 27 at Boston, because "that was the year my son Casey was born, it was my rookie year in the majors, and it represents a turnaround in my career" ... most valuable player in baseball, basketball and soccer at Charlestown (N.H.) High School before attending the University of New Hampshire ... brother Calvin was a catcher in the Baltimore organization ... oldest daughter Carlyn attends the University of Illinois-Chicago on a volleyball scholarship ... former Boston outfielder Rick Miller is his brother-in-law ... his free agent signing during spring training in 1981 brought instant credibility to the new White Sox ownership group headed by Jerry Reinsdorf and Eddie Einhorn ... acquired the nickname "Pudge" as a youngster in New England.

YEAR	CLUB	AVG	G	AB	R	H	2B	3B	HR	RBI	SH	SF	HB	BB	SO	SB	CS	E
1967	Greenville	IN MILITARY SERVICE																
1968	Waterloo	.338	62	195	31	66	11	2	12	34	0	2	2	21	49	2	1	8
1969	Pittsfield	.243	97	309	38	75	129	18	3	10	41	1	1	7	33	60	2	0
	BOSTON	.000	2	5	0	0	0	0	0	0	0	0	0	0	2	0	0	22
1970	Pawtucket	.229	93	284	43	85	121	18	1	12	44	1	1	5	42	66	6	5
1971	Louisville	.263	94	308	45	81	129	10	4	10	43	1	2	4	35	61	5	4
	BOSTON	.313	14	48	7	15	25	2	1	2	6	0	0	0	1	10	0	2
1972	BOSTON	.293	131	457	74	134	246	26	9	22	61	1	0	4	52	83	5	15
1973	BOSTON	.246	135	508	65	125	224	21	0	26	71	1	2	10	97	99	7	14
1974	BOSTON	.299	52	187	36	66	103	12	1	11	26	2	1	2	24	23	5	6
1975	BOSTON	.331	79	263	47	87	139	14	4	10	52	0	2	2	27	32	4	8
1976	BOSTON	.255	134	487	76	124	202	17	5	17	58	3	5	6	58	71	12	12
1977	BOSTON	.315	152	536	106	169	279	26	3	26	102	2	10	9	75	85	7	11
1978	BOSTON	.284	157	571	94	162	271	39	5	20	88	3	6	7	71	83	7	17
1979	BOSTON	.272	91	320	49	87	144	23	2	10	42	1	3	6	10	38	3	4
1980	BOSTON	.269	131	478	73	138	223	25	3	18	62	0	3	13	36	62	11	11
1981	WHITE SOX	.263	96	338	44	89	122	12	0	7	45	1	5	12	38	37	3	6
1982	WHITE SOX	.267	135	476	66	127	192	17	3	14	65	4	4	6	46	80	17	5
1983	WHITE SOX	.289	138	488	85	141	253	20	4	20	86	2	3	6	46	88	9	7
1984	WHITE SOX	.231	102	359	54	83	168	20	1	21	43	1	4	5	26	60	6	8
1985	WHITE SOX	.236	153	543	85	129	265	23	1	37	107	2	6	17	52	81	17	9
1986	WHITE SOX	.221	125	457	42	101	154	11	0	14	63	0	6	6	22	92	2	8
1987	WHITE SOX	.256	135	454	68	116	209	22	1	23	71	1	6	6	39	72	1	4
1988	WHITE SOX	.277	76	253	37	70	137	8	1	19	50	1	2	5	37	40	0	2
1989	WHITE SOX	.293	103	375	47	110	178	25	2	13	68	0	5	3	36	60	1	3
1990	WHITE SOX	.285	137	452	65	129	204	21	0	18	65	0	1	7	61	73	7	2
1991	WHITE SOX	.241	134	460	42	111	190	25	0	18	74	0	2	7	32	86	1	6
A.L. TOTALS		.270	2412	8515	1262	2303	3928	417	46	372	1305	25	76	141	824	1337	125	57
M.L. TOTALS		.270	2412	8515	1262	2303	3928	417	46	372	1305	25	76	141	824	1337	125	57

\*Led league

@Tied for league lead

## ALCS RECORD

YEAR	CLUB	AVG	G	AB	R	H	2B	3B	HR	RBI
1975	Bos. vs. Oak.	.417	3	12	4	5	1	0	0	2
1983	SOX vs. Balt.	.176	4	17	0	3	1	0	0	0
<b>A.L. TOTALS</b>		<b>.275</b>	<b>7</b>	<b>29</b>	<b>4</b>	<b>8</b>	<b>2</b>	<b>0</b>	<b>0</b>	<b>2</b>

## WORLD SERIES RECORD

YEAR	CLUB	AVG	G	AB	R	H	2B	3B	HR	RBI
1975	Bos. vs. Cin.	.240	7	25	5	6	0	0	2	4

## ALL-STAR GAME RECORD

YEAR	CLUB, SITE	POS	AVG	AB	R	H	2B	3B	HR	RBI
1972	A.L., Atlanta	C	.500	2	1	1	0	0	0	0
1973	A.L., Kansas City	C	.000	2	0	0	0	0	0	0
1974	A.L., Pittsburgh		SELECTED BUT DID NOT PLAY DUE TO INJURY							
1976	A.L., Philadelphia	C	.000	1	0	0	0	0	0	0
1977	A.L., New York	C	.000	2	0	0	0	0	0	0
1978	A.L., San Diego	C	.000	2	0	0	0	0	0	1
1980	A.L., Los Angeles	C	.000	2	0	0	0	0	0	0
1981	A.L., Cleveland	C	.333	3	1	1	0	0	0	0
1982	A.L., Montreal	C	.000	2	0	0	0	0	0	0
1985	A.L., Minnesota	C	.000	2	0	0	0	0	0	0
1991	A.L., Toronto	C	.500	2	0	1	0	0	0	0
<b>A.S.G. TOTALS</b>		<b>C</b>	<b>.150</b>	<b>20</b>	<b>2</b>	<b>3</b>	<b>0</b>	<b>0</b>	<b>0</b>	<b>1</b>

## BATTER'S STATISTICAL BREAKDOWN

CLUB	AVG	G	AB	1991			CAREER					
				H	HR	RBI	AVG	G	AB	H	HR	RBI
California	.108	11	37	4	1	5	.272	193	692	188	27	89
Kansas City	.194	10	31	6	2	6	.273	178	644	176	26	98
Minnesota	.163	11	43	7	3	9	.262	181	652	171	26	87
Oakland	.263	12	38	10	3	6	.278	183	647	180	36	114
Seattle	.121	12	33	4	2	8	.282	140	489	138	26	87
Texas	.290	10	31	9	1	5	.230	189	653	150	22	91
<b>vs. West</b>	<b>.188</b>	<b>66</b>	<b>213</b>	<b>40</b>	<b>12</b>	<b>39</b>	<b>.267</b>	<b>*1146</b>	<b>*4064</b>	<b>*1084</b>	<b>*175</b>	<b>*600</b>
Baltimore	.306	10	36	11	1	7	.258	208	722	186	24	111
Boston	.263	11	38	10	0	2	.314	100	357	112	27	66
Cleveland	.273	11	44	12	3	11	.284	209	737	209	38	133
Detroit	.250	10	32	8	1	3	.280	200	683	191	25	85
Milwaukee	.214	8	28	6	0	2	.269	199	735	198	34	115
New York	.415	10	41	17	1	8	.267	207	727	194	31	116
Toronto	.250	8	28	7	0	2	.263	143	490	129	18	79
<b>vs. East</b>	<b>.287</b>	<b>68</b>	<b>247</b>	<b>71</b>	<b>6</b>	<b>35</b>	<b>.274</b>	<b>1266</b>	<b>4451</b>	<b>1219</b>	<b>197</b>	<b>705</b>
<b>1991 Totals/Lifetime</b>	<b>.241</b>	<b>134</b>	<b>460</b>	<b>111</b>	<b>18</b>	<b>74</b>	<b>*.270</b>	<b>*2412</b>	<b>*8515</b>	<b>*2303</b>	<b>*372</b>	<b>*1305</b>
Home	.236	71	233	55	9	39						
Road	.247	63	227	56	9	35						
1st Half	.256	70	246	63	7	36						
2nd Half	.224	64	214	48	11	38						
April	.333	16	60	20	0	7						
May	.238	23	80	19	1	8						
June	.226	25	84	19	4	14						
July	.242	19	62	15	2	10						
August	.287	24	87	25	6	19						
Sept-Oct	.149	27	87	13	5	16						

\*Includes totals vs. White Sox.

## RAMON GARCIA

# 43

**Given Name:** Ramon Antonio Garcia**Position:** Pitcher**Bats:** Right**Throws:** Right**Height:** 6-2**Weight:** 200**Opening Day Age:** 22**Born:** December 9, 1969, Guanare, Venezuela**Resides:** Guanare, Venezuela**First Pro Contract:** White Sox. **Sox Acquisition:****Signed as free agent, 1987. Major League Service:** 108 days. **Contract****Status:** Signed through 1992.

**1991:** Was invited to spring training as member of 40-man roster ... began season at Class AA Birmingham before being promoted to Class AAA Vancouver ... recalled from Vancouver on 5/28 and made major-league debut with start on 5/31 versus Oakland ... allowed only two hits in 7.0 innings and retired 11 straight batters after yielding a second-inning grand



slam to Mike Gallego ... Sox posted a 10-5 mark in his 15 starts ... pitched 6.0 innings or more in nine of his starts ... struck out career-high eight on 6/10 at Texas, allowing only three hits and one unearned run over 7.2 innings ... posted a combined 5-0 record with a 0.98 ERA at Vancouver and Birmingham before recall ... optioned to Vancouver on 8/11 and returned to Chicago on 9/3 ... made first major-league relief appearance on 9/30 versus Minnesota.

**Minor League Highlights:** **1990:** Sarasota right-hander finished second in the Class A Florida State League with 130 strikeouts ... posted a 9-14 record with a 3.95 ERA and one complete game in 26 starts for Sarasota ... promoted to Class AAA Vancouver on 9/1 ... appeared in just one game for the Canadians, hurling one scoreless inning. **1989:** Hurler for Rookie Sarasota of the Gulf Coast League ... compiled a 6-4 ledger with a 3.06 ERA in 14 appearances and seven starts ... walked 17 and struck out 52 in 53.0 innings ... tied for second in GCL with two complete games ... fired a no-hitter on 8/3 versus the Mets' rookie squad, striking out 11. **1988:** Owned 2-1 record with 2.45 ERA in 13 appearances at Sarasota of the GCL ... fanned 17 in 22.0 frames. **1987:** Made pro debut with the Rookie Sarasota club ... won his only decision in six appearances while posting a 1.50 ERA.

**Miscellaneous/Personal:** Married Gladys .... has son Ramon Jr. (8/2/91) ... graduated from Cesar Lizardo High School in Guanare, Venezuela.

YEAR	CLUB	W-L	PCT.	ERA	G	GS	CG	SHO	SV	IP	H	R	ER	HR	HB	BB-I	SO	WP	BK
1987	Sarasota (GCL)	1-0	1.000	1.50	6	0	0	0	0	12.0	8	3	2	0	2	5-0	6	1	0
1988	Sarasota (GCL)	2-1	.667	2.45	13	0	0	0	0	22.0	15	9	6	0	1	4-0	17	1	0
1989	Sarasota (GCL)	6-4	.600	3.06	14	7	2	1	0	53.0	34	21	18	1	2	17-0	52	1	4
1990	Sarasota (FSL)	9-4	.692	3.95	26	26	1	0	0	157.1	155	84	69	0	0	45-0	130	0	0
	Vancouver	0-0	.000	0.00	1	0	0	0	0	1.0	2	0	0	0	10	0-0	1	4	13
1991	Birmingham	4-0	1.000	0.93	6	6	2	1	0	36.2	27	5	4	0	3	11-0	38	1	2
	Vancouver	2-2	.500	4.05	4	4	0	0	0	26.2	24	13	12	3	0	7-0	17	0	0
	WHITE SOX	4-4	.500	5.40	16	15	0	0	0	78.1	79	50	47	13	2	31-2	40	0	2
<b>A.L. TOTALS</b>		<b>4-4</b>	<b>.500</b>	<b>5.40</b>	<b>16</b>	<b>15</b>	<b>0</b>	<b>0</b>	<b>0</b>	<b>78.1</b>	<b>79</b>	<b>50</b>	<b>47</b>	<b>13</b>	<b>2</b>	<b>31-2</b>	<b>40</b>	<b>0</b>	<b>2</b>
<b>M.L. TOTALS</b>		<b>4-4</b>	<b>.500</b>	<b>5.40</b>	<b>16</b>	<b>15</b>	<b>0</b>	<b>0</b>	<b>0</b>	<b>78.1</b>	<b>79</b>	<b>50</b>	<b>47</b>	<b>13</b>	<b>2</b>	<b>31-2</b>	<b>40</b>	<b>0</b>	<b>2</b>

#### PITCHER'S STATISTICAL BREAKDOWN

CLUB	1991						CAREER					
	ERA	W-L	SV	IP	ER	SO	ERA	W-L	SV	IP	ER	SO
California	0.00	0-0	0	0.0	0	0	0.00	0-0	0	0.0	0	0
Kansas City	33.75	0-1	0	1.1	5	0	33.75	0-1	0	1.1	5	0
Minnesota	4.38	0-0	0	12.1	6	4	4.38	0-0	0	12.1	6	4
Oakland	5.14	0-0	0	7.0	4	4	5.14	0-0	0	7.0	4	4
Seattle	12.15	0-2	0	6.2	9	4	12.15	0-2	0	6.2	9	4
Texas	2.38	1-0	0	22.2	6	16	2.38	1-0	0	22.2	6	16
<b>vs. West</b>	<b>5.40</b>	<b>1-3</b>	<b>0</b>	<b>50.0</b>	<b>30</b>	<b>28</b>	<b>5.40</b>	<b>1-3</b>	<b>0</b>	<b>50.0</b>	<b>30</b>	<b>28</b>
Baltimore	6.00	1-0	0	6.0	4	3	6.00	1-0	0	6.0	4	3
Boston	2.31	2-0	0	11.2	3	6	2.31	2-0	0	11.2	3	6
Cleveland	2.57	0-1	0	7.0	2	3	2.57	0-1	0	7.0	2	3
Detroit	0.00	0-0	0	0.0	0	0	0.00	0-0	0	0.0	0	0
Milwaukee	8.10	0-0	0	3.1	3	0	8.10	0-0	0	3.1	3	0
New York	135.00	0-0	0	0.1	5	0	135.00	0-0	0	0.1	5	0
Toronto	0.00	0-0	0	0.0	0	0	0.00	0-0	0	0.0	0	0
<b>vs. East</b>	<b>5.40</b>	<b>3-1</b>	<b>0</b>	<b>28.1</b>	<b>17</b>	<b>12</b>	<b>5.40</b>	<b>3-1</b>	<b>0</b>	<b>28.1</b>	<b>17</b>	<b>12</b>
<b>1991 Totals/Lifetime</b>	<b>5.40</b>	<b>4-4</b>	<b>0</b>	<b>78.1</b>	<b>47</b>	<b>40</b>	<b>5.40</b>	<b>4-4</b>	<b>0</b>	<b>78.1</b>	<b>47</b>	<b>40</b>
Home	6.40	2-2	0	45.0	32	20						
Road	4.05	2-2	0	33.1	15	20						
1st Half	4.88	0-3	0	48.0	26	29						
2nd Half	6.23	3-1	0	30.1	21	15						
April	0.00	0-0	0	0.0	0	0						
May	5.14	0-0	0	7.0	4	4						
June	4.91	0-3	0	29.1	16	21						
July	4.05	2-0	0	26.2	12	10						
August	7.43	2-0	0	13.1	11	4						
Sept-Oct	18.00	0-1	0	2.0	4	1						

# CRAIG GREBECK

# 14



**Given Name:** Craig Allen Grebeck

**Position:** Infielder

**Bats:** Right

**Throws:** Right

**Height:** 5-7

**Weight:** 160

**Opening Day Age:** 27

**Born:** December 29, 1964, Johnstown, Pa.

**Resides:** Cerritos, Calif.

**First Pro Contract:** White Sox. **Sox Acquisition:**

Signed as a free agent, August 13, 1986. **Major League Service:** Two years. **Contract Status:** Signed through 1992.

**1991:** Established career highs in all offensive categories ... recorded a career-best six-game hitting streak (8/13-19) ... hit .417 (8-17) with three doubles, a triple, six runs scored and four RBI during stretch ... appeared in 107 games with 30 starts at second base, 18 at third base and 14 at shortstop ... started 26 of the club's last 28 contests ... cracked first career grand slam off Kyle Abbott on 9/15 at California and collected career-high four RBI ... tallied second career three-hit game on 9/27 vs. Seattle ... scored career-high three runs on 7/22 versus Milwaukee and on 9/27 versus Seattle ... batted .343 (12-35) with five RBI in 10 starts in August ... hit .329 (23-70) in July and August ... batted .323 in day games and .265 at night.

**Major League Highlights: 1990:** One of four Sox rookies to break camp with club in the spring... made major-league debut on 4/13 versus Cleveland ... collected first major-league hit on 4/29 off Jimmy Key at Toronto ... optioned to Class AAA Vancouver on 7/17 ... recalled from Canadians on 8/2 and cracked first major-league home run, a three-run shot, on 8/10 off Rangers' Nolan Ryan ... made 27 starts at third base, 10 at shortstop and three at second base ... appeared in 59 contests overall and committed just three errors ... registered career-high three hits on 9/23 at Seattle.

**Minor League Highlights: 1989:** Appeared in every game for Southern League Champion Class AA Birmingham ... led league in hits (153) and topped club with .287 batting average, which ranked eighth in SL ... named to the SL All-Star Team ... finished third in league with 85 runs and tied for first with 533 at-bats ... closed campaign with a professional-high 80 RBI and a .377 slugging percentage ... named the Barons' Most Valuable Player. **1988:** Played in 133 games at Birmingham ... finished eighth in Southern League with .280 batting average ... ripped three homers on Opening Night, 4/8 versus Greenville ... batted .390 in the month of April ... finished season with 126 hits, 21 doubles, nine home runs and 53 RBI. **1987:** Began pro career at Class A Peninsula in the Carolina League ... hit .280 with 67 RBI in 104 contests ... notched 15 roundtrippers and 22 doubles.

**Miscellaneous/Personal:** Married Jerrie Perkins ... played shortstop for three years at Cal State University at Dominguez Hills, Calif. ... batted .320 in his final season ... graduated from Lakewood High School in Lakewood, Calif. ... is an avid golfer.

YEAR	CLUB	AVG	G	AB	R	H	TB	2B	3B	HR	RBI	SH	SF	HB	BB	SO	SB	CS	E
1987	Peninsula	.280	104	378	63	106	179	22	3	15	67	2	4	1	37	62	3	6	16
1988	Birmingham	.280	133	450	57	126	176	21	1	9	53	7	3	2	65	72	5	7	19
1989	Birmingham	.287 @143 @533	85	153	201	25	4	5	80	11	7	4	63	77	14	15	28		
1990	Vancouver	.195	12	41	8	8	11	0	0	1	3	0	0	0	6	7	1	0	1
	WHITE SOX	.168	59	119	7	20	28	3	1	1	9	3	3	2	8	24	0	0	3
1991	WHITE SOX	.281	107	224	37	63	103	16	3	6	31	4	1	1	38	40	1	3	10
<b>A.L. TOTALS</b>		<b>.242</b>	<b>166</b>	<b>343</b>	<b>44</b>	<b>83</b>	<b>131</b>	<b>19</b>	<b>4</b>	<b>7</b>	<b>40</b>	<b>7</b>	<b>4</b>	<b>3</b>	<b>46</b>	<b>64</b>	<b>1</b>	<b>3</b>	<b>13</b>
<b>M.L. TOTALS</b>		<b>.242</b>	<b>166</b>	<b>343</b>	<b>44</b>	<b>83</b>	<b>131</b>	<b>19</b>	<b>4</b>	<b>7</b>	<b>40</b>	<b>7</b>	<b>4</b>	<b>3</b>	<b>46</b>	<b>64</b>	<b>1</b>	<b>3</b>	<b>13</b>

\*Led League

@ Tied for League Lead

# BATTER'S STATISTICAL BREAKDOWN

CLUB	1991						CAREER					
	AVG	G	AB	H	HR	RBI	AVG	G	AB	H	HR	RBI
California	.192	11	26	5	1	5	.175	16	40	7	1	5
Kansas City	.278	11	18	5	0	2	.200	16	23	6	0	3
Minnesota	.179	10	28	5	0	0	.194	16	41	6	0	0
Oakland	.200	9	15	3	0	2	.222	12	18	4	0	3
Seattle	.306	12	36	11	0	1	.296	19	54	16	0	1
Texas	.240	12	25	6	2	8	.244	18	41	10	3	13
<b>vs. West</b>	<b>.236</b>	<b>65</b>	<b>148</b>	<b>35</b>	<b>3</b>	<b>18</b>	<b>.226</b>	<b>97</b>	<b>217</b>	<b>49</b>	<b>4</b>	<b>25</b>
Baltimore	.333	6	3	1	1	1	.143	7	7	1	1	1
Boston	.333	6	9	3	0	1	.393	7	9	3	0	1
Cleveland	.250	4	12	3	0	1	.176	8	17	3	0	1
Detroit	.350	10	20	7	0	3	.370	16	27	10	0	3
Milwaukee	.500	5	6	3	1	3	.250	10	16	4	1	4
New York	.385	6	13	5	0	1	.238	10	21	5	0	1
Toronto	.462	5	13	6	1	3	.276	11	29	8	1	4
<b>vs. East</b>	<b>.368</b>	<b>42</b>	<b>76</b>	<b>28</b>	<b>3</b>	<b>13</b>	<b>.268</b>	<b>69</b>	<b>126</b>	<b>34</b>	<b>3</b>	<b>15</b>
<b>1991 Totals/Lifetime</b>	<b>.281</b>	<b>107</b>	<b>224</b>	<b>63</b>	<b>6</b>	<b>31</b>	<b>.242</b>	<b>166</b>	<b>343</b>	<b>83</b>	<b>7</b>	<b>40</b>
Home	.294	55	109	32	3	12						
Road	.270	52	115	31	3	19						
1st Half	.239	49	92	22	3	10						
2nd Half	.310	58	132	41	3	21						
April	.375	7	8	3	1	1						
May	.269	14	26	7	0	4						
June	.222	22	45	10	2	5						
July	.321	16	26	9	2	4						
August	.333	20	42	14	0	6						
Sept-Oct	.267	28	75	20	1	11						

## OZZIE GUILLEN

# 13



**Given Name:** Oswaldo Guillen

**Position:** Shortstop

**Bats:** Left

**Throws:** Right

**Height:** 5-11

**Weight:** 150

**Opening Day Age:** 28

**Born:** January 20, 1964, Oculare del Tuy, Ven.

**Resides:** Caracas, Venezuela

**First Pro Contract:** Signed by San Diego as free

agent, December 17, 1980. **Sox Acquisition:** Obtained with pitchers Tim Lollar and Bill Long and infielder Luis Salazar from San Diego in exchange for pitchers LaMarr Hoyt, Todd Simmons and Kevin Kristan, December 6, 1984. **Major League Service:** Seven years. **Contract Status:** Signed through 1992 with options for 1993 and 1994.

**1991:** Made third American League All-Star appearance on 7/9 at Toronto ... collected career hit No. 1,000 on 9/18 versus Oakland ... belted first career grand slam on 9/5 versus Kansas City, tying career high with four RBI ... batted .288 (72-250) in second half ... ranked third on club with 21 stolen bases ... notched 25 two-hit games, seven three-hit games and two four-hit contests ... committed only eight errors in second half and just one after 8/16 (39 games) ... hit .300 (109-363) versus right-handers ... finished second among AL shortstops with 248 putouts and 439 assists ... played in 154 contests ... ranked as Best Bunter in AL by *Baseball America*.

**Major League Highlights:** Has appeared in 149 or more games in all seven of his major-league seasons ... continues the legacy of Venezuelan shortstops with the White Sox, joining Hall-of-Famer Luis Aparicio and four-time AL All-Star Chico Carrasquel at that position. **1990:** Received the coveted Rawlings Gold Glove Award ... was first Sox player to do so since Mike Squires in 1981 ... named to the AL All-Star Team for the second time in his six-year career ... matched career high with .279 batting average and established new marks in RBI (58) and walks (26) ... led team with .319 batting average in the first half ... hit .383 for the month of May while committing just one error ... led team with 160 appearances, 153 starts and 15 sacrifice hits ... batted .383 in May ... was third toughest to strike out in AL with one every 15.2 plate appearances ... hit only home run on 8/10 off Nolan Ryan versus Texas. **1989:** Swiped career-high 36

bases, seventh among AL leaders and tops among major-league shortstops ... recorded career-high 18-game hitting streak from 7/5-28 (30-66, .455) ... posted career highs with 597 at-bats and 151 hits. **1988:** Was the lone Sox representative in the All-Star Game at Cincinnati ... a minor leg injury kept him from playing in the game ... established a White Sox single-season shortstop record with 570 assists, topping Luis Aparicio's mark of 563 in 1969 ... made 153 starts at shortstop, the most defensive starts by one Sox player in 1988 ... his 863 total chances at shortstop were the most of his career ... swiped 25 bases for the second straight season. **1987:** Completed third major-league season and produced his best offensive numbers ... hit a career-high .279 and also drove in 51 runs ... swiped 25 bases ... topped the White Sox with 13 sacrifice bunts, eight sacrifice flies and seven triples ... notched his first career five-hit game on 7/9 at New York with a perfect 5-5 night. **1986:** Completed second major-league season with .250 batting average in a team-high 159 games ... finished second on club behind Harold Baines with eight game-winning RBI ... collected the lone Sox hit off Jimmy Key on 5/22 versus Toronto, an infield single ... second on club with 35 multiple-hit games. **1985:** Easily won the Baseball Writers of America balloting for AL Rookie of the Year with 16 of 28 first-place votes, finishing 34 points ahead of runner-up Teddy Higuera of Milwaukee ... also named the AL Top Rookie by the Sporting News and ESPN's "Inside Baseball" ... named the best defensive infielder in the AL in a managers' poll conducted by the *Toronto Star* ... shortstop on the Topps' major-league rookie All-Star Team ... established a Sox shortstop record with just 12 errors for the season ... only one unearned run crossed the plate after a Guillen miscue ... his .980 fielding percentage led all major-league shortstops ... first major-league hit was a bunt single on a 3-0 pitch in season opener at Milwaukee ... cracked first big league homer off Ed Whitson on 8/14 versus New York.

**Minor League Highlights:** **1984:** Hit .296 in last minor-league season at San Diego's Class AAA affiliate in Las Vegas ... drove in 53 runs as the Stars' leadoff hitter ... led the Pacific Coast League with 362 assists ... named to the Pacific Coast League All-Star Team. **1983:** Hit .295 at Class AA Beaumont of the Texas League and was voted one of the Top 10 prospects in the Texas League. **1982:** At Class A Reno of the California League posted his finest professional season, hitting .347 and leading the league in runs (103) and hits (183) en route to a berth on the league's All-Star Team. **1981:** Began his professional career with Bradenton of the Gulf Coast League at 17 years of age.

**Miscellaneous/Personal:** Married Ivis Cardenas ... has sons Oswaldo, Jr. (6/30/84), Oney (1/25/86) and Ozney (1/3/92) ... makes his permanent residence in his native Venezuela where he has achieved celebrity status since his 1985 AL Rookie of the Year accolade ... starred in Venezuelan soap opera in winter of 1989.

YEAR	CLUB	AVG	G	AB	R	H	TB	2B	3B	HR	RBI	SH	SF	HB	BB	SO	SB	CS	E
1981	Bradenton	.259	55	189	26	49	55	4	1	0	16	7	1	1	13	24	8	2	14
1982	Reno	.347	130	528	103	183	224	33	1	2	54	14	6	2	16	53	25	14	41
1983	Beaumont	.295	114	427	62	126	180	20	4	2	46	11	5	0	15	29	7	5	38
1984	Las Vegas	.296	122	463	81	137	190	26	6	5	53	7	2	3	13	40	9	5	17
1985	WHITE SOX	.273	160	491	71	134	176	21	9	1	33	8	1	1	12	36	7	4	12
1986	WHITE SOX	.250	159	547	58	137	170	19	4	2	47	12	5	1	12	52	6	4	22
1987	WHITE SOX	.279	149	560	64	156	196	22	7	2	51	13	8	1	22	52	25	8	19
1988	WHITE SOX	.261	156	566	58	146	178	16	7	0	39	10	3	2	25	40	25	13	20
1989	WHITE SOX	.253	155	597	63	151	190	20	8	1	54	11	3	0	15	48	36	17	22
1990	WHITE SOX	.279	160	516	61	144	176	21	4	1	58	15	5	1	26	37	13	17	17
1991	WHITE SOX	.273	154	524	52	143	178	20	3	3	49	13	7	0	11	38	21	15	21
A.L. TOTALS		.267	1083	3801	427	1013	1266	139	42	10	331	82	32	6	123	303	135	78	133
M.L. TOTALS		.267	1083	3801	427	1013	1266	139	42	10	331	82	32	6	123	303	135	78	133

\*Led league

@ Tied for league lead

#### ALL-STAR GAME RECORD

YEAR	CLUB, SITE	POS	AVG	AB	R	H	2B	3B	HR	RBI
1988	A.L., Cincinnati									
1990	A.L., Chicago (NL)	SS	.000	2	0	0	0	0	0	0
A.S.G. TOTALS		SS	.000	2	0	0	0	0	0	0

# BATTER'S STATISTICAL BREAKDOWN

CLUB	1991						CAREER					
	AVG	G	AB	H	HR	RBI	AVG	G	AB	H	HR	RBI
California	.310	12	42	13	0	3	.265	88	306	81	0	33
Kansas City	.311	13	45	14	1	6	.308	86	291	89	1	30
Minnesota	.351	12	37	13	0	3	.268	84	295	79	0	26
Oakland	.326	13	46	15	0	6	.262	88	336	88	0	36
Seattle	.148	10	27	4	0	2	.267	86	270	72	2	32
Texas	.262	13	42	11	0	2	.214	88	308	66	1	17
vs. West	.293	73	239	70	1	22	.263	520	1806	475	4	174
Baltimore	.326	12	43	14	1	4	.282	80	287	81	1	19
Boston	.214	11	42	9	0	3	.280	80	279	78	0	23
Cleveland	.297	12	37	11	0	3	.270	79	270	73	0	23
Detroit	.243	12	37	9	1	6	.225	82	289	65	2	30
Milwaukee	.304	12	46	14	0	5	.316	82	304	96	1	22
New York	.214	11	42	9	0	5	.274	80	292	80	1	22
Toronto	.184	11	38	7	0	2	.237	80	274	65	1	9
vs. East	.256	81	285	73	2	27	.270	563	1995	538	6	157
1991 Totals/Lifetime	.273	154	524	143	3	49	.267	1083	3801	1013	10	331
Home	.287	78	247	71	1	29						
Road	.260	76	277	72	2	20						
1st Half	.259	79	274	71	0	20						
2nd Half	.288	75	250	72	3	29						
April	.283	17	60	17	0	5						
May	.289	26	97	28	0	7						
June	.250	29	96	24	0	6						
July	.242	26	91	22	0	9						
August	.266	29	94	25	2	13						
Sept-Oct	.314	27	86	27	1	9						

## ROBERTO HERNANDEZ

# 39



**Given Name:** Roberto Manuel Hernandez

**Position:** Pitcher

**Bats:** Right

**Throws:** Right

**Height:** 6-4

**Weight:** 220

**Opening Day Age:** 27

**Born:** November 11, 1964, Santurce, Puerto Rico

**Resides:** New York, N.Y.

**First Pro Contract:** California Angels, selected in first round (16th overall), June 1986 free agent draft.

**Sox Acquisition:** Obtained from the Angels in exchange for outfielder Mark Davis, August 3, 1989. **Major League Service:** 37 days. **Contract Status:** Signed through 1992.

**1991:** Made major-league debut on 9/2 versus Kansas City ... tossed no-hit ball through 6.0 innings before allowing a lead-off double to Bill Pecota in the seventh ... earned the victory, going 7.0 innings ... made first relief appearance on 9/15 at California, tossing a perfect ninth inning ... six of nine appearances were in relief ... recalled from Class AA Birmingham on 8/31 ... was 2-1 with a 1.99 ERA in four starts with the Barons ... joined Birmingham after returning from surgery to transfer veins from his inner thigh to his right forearm on 6/4 ... injury was diagnosed as blood clots after he suffered numbness in his right hand while pitching for Class AAA Vancouver ... was 4-1 with a 3.22 ERA in seven starts with the Canadians ... was a member of the White Sox 40-man roster in spring training.

**Minor League Highlights:** **1990:** Began spring on Sox 40-man roster before being assigned to Class AA Birmingham ... split time between Birmingham and Class AAA Vancouver while compiling an 11-10 record and a 3.32 ERA in 28 starts ... opened season at Birmingham where he logged an 8-5 mark with a 3.67 ERA in 17 starts ... promoted to Vancouver 7/8 for the Canadians' stretch drive ... won three of eight decisions with a 2.84 ERA in 11 starts, including three complete games and one shutout. **1989:** Opened season at California's Class A Palm Springs ... posted 1-4 ledger with a 4.64 ERA and made seven starts ... pitched 42.0 innings, walked 16 and struck out 33 ... moved to Class AA Midland of the Texas League after stint at Palm Springs ... was 2-7 in 12 starts ... tossed 64.0 innings and struck out 42 ... traded to White Sox organization on 8/3 ... finished year at Midwest League Champion South Bend ... made four starts and posted a 1-1 record. **1988:** Started campaign at Quad Cities of

Midwest League ... recorded nine wins and 3.17 ERA ... pitched 164.2 frames and struck out career-high 114 batters ... finished year at Midland.  
**1987:** Hurlled for Quad Cities ... was 2-3 in six starts covering 21.0 innings.  
**1986:** Began career at the Angels' Salem affiliate after being drafted No. 1 ... was 2-2 in 10 starts ... pitched 55.0 innings and struck out 38.

**Miscellaneous/Personal:** Married Ivonne Barber ... attended New Hampton (N.H.) Preparatory High School ... was all-conference in football and basketball ... played in American Legion league with Cubs' Shawon Dunston ... enjoys listening to music and reading non-fiction murder stories ... played collegiate baseball at the University of South Carolina at Aiken.

YEAR	CLUB	W-L	PCT.	ERA	G	GS	CG	SHO	SV	IP	H	R	ER	HR	HB	BB-I	SO	WP	BK
1986	Salem	2-2	.500	4.58	10	10	0	0	0	55	57	37	28	3	1	42-1	38	6	0
1987	Quad City	2-3	.400	6.86	7	6	0	0	1	21	24	21	16	2	2	12-0	21	5	0
1988	Quad City	9-10	.474	3.17	24	24	6	1	0	164.2	157	58	48	8	6	48-0	114	7	5
	Midland	0-2	.000	6.57	3	3	0	0	0	12.1	16	13	9	0	1	8-0	7	1	0
1989	Palm Springs	1-4	.200	4.64	7	7	0	0	0	42.0	49	27	22	2	2	16-0	33	4	0
	Midland	2-7	.222	6.89	12	12	0	0	0	64.0	94	57	49	4	2	30-0	42	4	0
	South Bend	1-1	.500	3.33	4	4	0	0	0	24.1	19	9	9	1	0	7-0	17	0	0
1990	Birmingham	8-5	.615	3.67	17	17	1	0	0	108.0	102	57	44	5	5	43-2	62	3	1
	Vancouver	3-5	.375	2.84	11	11	3	1	0	79.1	73	33	25	4	2	26-0	49	3	0
1991	Vancouver	4-1	.800	3.22	7	7	0	0	0	44.2	41	17	16	2	0	23-0	40	1	0
	Sarasota (GCL)	0-0	.000	0.00	1	1	0	0	0	5.0	2	0	0	0	0	0-0	7	0	0
	Birmingham	2-1	.667	1.99	4	4	0	0	0	22.2	11	5	5	2	2	6-0	25	2	0
	WHITE SOX	1-0	1.000	7.80	9	3	0	0	0	15.0	18	15	13	1	0	7-0	6	1	0
<b>A.L. TOTALS</b>		<b>1-0</b>	<b>1.000</b>	<b>7.80</b>	<b>9</b>	<b>3</b>	<b>0</b>	<b>0</b>	<b>0</b>	<b>15.0</b>	<b>18</b>	<b>15</b>	<b>13</b>	<b>1</b>	<b>0</b>	<b>7-0</b>	<b>6</b>	<b>1</b>	<b>0</b>
<b>M.L. TOTALS</b>		<b>1-0</b>	<b>1.000</b>	<b>7.80</b>	<b>9</b>	<b>3</b>	<b>0</b>	<b>0</b>	<b>0</b>	<b>15.0</b>	<b>18</b>	<b>15</b>	<b>13</b>	<b>1</b>	<b>0</b>	<b>7-0</b>	<b>6</b>	<b>1</b>	<b>0</b>

#### PITCHER'S STATISTICAL BREAKDOWN

CLUB	1991						CAREER					
	ERA	W-L	SV	IP	ER	SO	ERA	W-L	SV	IP	ER	SO
California	6.23	0-0	0	4.1	3	0	6.23	0-0	0	4.1	3	0
Kansas City	1.29	1-0	0	7.0	1	4	1.29	1-0	0	7.0	1	4
Minnesota	13.50	0-0	0	1.1	2	0	13.50	0-0	0	1.1	2	0
Oakland	0.00	0-0	0	0.0	0	0	0.00	0-0	0	0.0	0	0
Seattle	40.50	0-0	0	0.2	3	1	40.50	0-0	0	0.2	3	1
Texas	21.60	0-0	0	1.2	4	1	21.60	0-0	0	1.2	4	1
<b>vs. West</b>	<b>7.80</b>	<b>1-0</b>	<b>0</b>	<b>15.0</b>	<b>13</b>	<b>6</b>	<b>7.80</b>	<b>1-0</b>	<b>0</b>	<b>15.0</b>	<b>13</b>	<b>6</b>
Baltimore	0.00	0-0	0	0.0	0	0	0.00	0-0	0	0.0	0	0
Boston	0.00	0-0	0	0.0	0	0	0.00	0-0	0	0.0	0	0
Cleveland	0.00	0-0	0	0.0	0	0	0.00	0-0	0	0.0	0	0
Detroit	0.00	0-0	0	0.0	0	0	0.00	0-0	0	0.0	0	0
Milwaukee	0.00	0-0	0	0.0	0	0	0.00	0-0	0	0.0	0	0
New York	0.00	0-0	0	0.0	0	0	0.00	0-0	0	0.0	0	0
Toronto	0.00	0-0	0	0.0	0	0	0.00	0-0	0	0.0	0	0
<b>vs. East</b>	<b>0.00</b>	<b>0-0</b>	<b>0</b>	<b>0.0</b>	<b>0</b>	<b>0</b>	<b>0.00</b>	<b>0-0</b>	<b>0</b>	<b>0.0</b>	<b>0</b>	<b>0</b>
<b>1991 Totals/Lifetime</b>	<b>7.80</b>	<b>1-0</b>	<b>0</b>	<b>15.0</b>	<b>13</b>	<b>6</b>	<b>7.80</b>	<b>1-0</b>	<b>0</b>	<b>15.0</b>	<b>13</b>	<b>6</b>
Home	3.00	1-0	0	9.0	3	4						
Road	15.00	0-0	0	6.0	10	2						
1st Half	0.00	0-0	0	0.0	0	0						
2nd Half	7.80	1-0	0	15.0	13	6						
April	0.00	0-0	0	0.0	0	0						
May	0.00	0-0	0	0.0	0	0						
June	0.00	0-0	0	0.0	0	0						
July	0.00	0-0	0	0.0	0	0						
August	0.00	0-0	0	0.0	0	0						
Sept-Oct	7.80	1-0	0	15.0	13	6						

## GREG HIBBARD

# 27

**Given Name:** James Gregory Hibbard

**Position:** Pitcher

**Bats:** Left

**Throws:** Left

**Height:** 6-0

**Weight:** 190

**Opening Day Age:** 27

**Born:** September 13, 1964, New Orleans, La.

**Resides:** Gulfport, Miss.

**First Pro Contract:** Kansas City Royals, selected in

16th round, June 1986 free agent draft. **Sox Acquisition:** Obtained with pitchers John Davis, Melido Perez and Chuck Mount from Kansas City for pitcher Floyd Bannister and infielder Dave Cochrane, December 10, 1987. **Major League Service:** Two years, 125 days. **Contract Status:** Signed through 1992.





**1991:** Recorded double-figures in wins (11) for second consecutive season ... posted a 3.47 ERA (35 ER/90.2 IP) in 14 starts at Comiskey Park ... went 3-1 with a 2.15 ERA (7 ER/29.1 IP) in September ... allowed only one earned run in three relief appearances (0.84 ERA, 10.2 IP) ... made first career relief appearance on 9/3 versus Kansas City ... was 2-0 with a 1.55 ERA (5 ER/29.0 IP) in April ... walked only five batters in season's final 32.1 IP ... fired a three-hitter over 8.0-scoreless innings on 4/10 at Baltimore ... threw a career-high 10.0 innings on 5/7 versus Milwaukee, allowing only six hits and one run ... tossed a five-hit complete-game win on 5/23 at Oakland ... optioned to Class AAA Vancouver on 7/28 and was recalled on 8/7 after making one start with the Canadians.

**Major League Highlights: 1990:** Led Sox starters in innings (211.0), ERA (3.16) and shared team lead in wins with Jack McDowell (14) ... his ERA ranked eighth in the AL ... 19 of his 33 trips to the mound were quality starts ... labored into the seventh inning 18 times ... recorded a no-decision or loss in eight of his 19 quality starts ... hurled first career shutout on 9/5 versus Kansas City ... scattered four hits in the game while matching his career high in strikeouts with six ... retired first 16 batters on 7/1 versus New York in the game featuring Andy Hawkins' losing no-hitter ... posted winning record in each month of the season ... was 8-5 with a 2.98 ERA at home ... had career-high three-game winning streak on two occasions (7/13-8/3 and 8/31-9/15) ... registered three complete games. **1989:** Received call to majors on 5/29 while at Class AAA Vancouver ... made major-league debut and first start on 5/31 versus Detroit ... hurled 6.0 frames, yielding two runs and did not figure in decision ... finished rookie campaign with a 6-7 ledger in 23 starts and a team-low 3.21 ERA among starters ... tossed first major-league complete game on 8/17 versus Texas at Comiskey Park ... yielded one earned run, gave up four hits and struck out two ... picked up third win of season ... struck out career-high six batters on 8/27 at Cleveland ... pitched into seventh frame seven times ... logged 137.1 innings and yielded only five home runs, which was lowest among starters.

**Minor League Highlights: 1989:** Began season at Vancouver and posted 2-3 record with 2.64 ERA ... made nine starts for the Canadians ... tossed two complete games, one shutout and fanned 45. **1988:** Spent entire season at Vancouver in his first year in the White Sox organization ... posted 11-11 mark in 24 starts ... hurled four complete games, including one shutout ... walked just 44 batters in 144.1 innings. **1987:** Pitched for three clubs in the Royals' farm system ... compiled a 16-9 record in 28 starts ... notched 7-2 mark with 1.11 ERA in nine starts at Class A Appleton of the Midwest League ... walked 18 and struck out 61 in 64.2 innings for the Foxes ... next stop was Class A Fort Myers of the Florida State League, where he was 2-1 with a 1.88 ERA in three starts, including one shutout ... jumped to Class AA Memphis of the Southern League and owned 7-6 ledger with 3.23 ERA, three complete games and one shutout. **1986:** Began professional career at Class A Eugene of the Northwest League in 1986 after selection in that June draft by the Royals ... all but one of his 26 appearances at Eugene came in relief ... earned five saves and totaled 44 strikeouts in 39.0 innings for the Emeralds.

**Miscellaneous/Personal:** Married Candi Thorne ... son James Britton (11/19/90) ... signed by the Royals after attending the University of Alabama and Mississippi Gulf Coast Junior College ... is an avid golfer.

YEAR	CLUB	W-L	PCT.	ERA	G	GS	CG	SHO	SV	IP	H	R	ER	HR	HB	BB-I	SO	WP	BK
1986	Eugene	5-2	.714	3.46	26	1	0	0	5	39.0	30	23	15	2	2	19-0	44	0	0
1987	Appleton	7-2	.778	1.11	9	9	2	1	0	64.2	53	17	8	3	1	18-3	61	2	0
	Fort Myers	2-1	.667	1.88	3	3	3	1	0	24.0	20	5	5	0	2	3-0	20	0	0
	Memphis	7-6	.538	3.23	16	16	3	1	0	106.0	102	48	38	7	2	21-1	55	1	0
1988	Vancouver	11-11	.500	4.12	25	24	4	1	0	144.1	155	74	66	7	4	44-4	65	6	2
1989	Vancouver	2-3	.400	2.64	9	9	2	1	0	58.0	47	24	17	3	1	11-0	45	5	0
	WHITE SOX	6-7	.462	3.21	23	23	2	0	0	137.1	142	58	49	5	2	41-0	35	4	0
1990	WHITE SOX	14-9	.609	3.16	33	33	3	1	0	211.0	202	80	74	11	6	55-2	92	2	1
1991	WHITE SOX	11-11	.500	4.31	32	29	5	0	0	194.0	196	107	93	23	2	57-1	71	1	0
	Vancouver	0-0	.000	3.38	1	1	0	0	0	5.1	4	3	2	0	0	3-0	3	0	0
<b>A.L. TOTALS</b>		<b>31-27</b>	<b>.534</b>	<b>3.58</b>	<b>88</b>	<b>85</b>	<b>10</b>	<b>1</b>	<b>0</b>	<b>542.1</b>	<b>540</b>	<b>245</b>	<b>216</b>	<b>39</b>	<b>10</b>	<b>153-3</b>	<b>218</b>	<b>7</b>	<b>1</b>
<b>M.L. TOTALS</b>		<b>31-27</b>	<b>.534</b>	<b>3.58</b>	<b>88</b>	<b>85</b>	<b>10</b>	<b>1</b>	<b>0</b>	<b>542.1</b>	<b>540</b>	<b>245</b>	<b>216</b>	<b>39</b>	<b>10</b>	<b>153-3</b>	<b>218</b>	<b>7</b>	<b>1</b>

# PITCHER'S STATISTICAL BREAKDOWN

CLUB	1991						CAREER					
	ERA	W-L	SV	IP	ER	SO	ERA	W-L	SV	IP	ER	SO
California	4.02	0-2	0	15.2	7	9	3.12	2-3	0	43.1	15	17
Kansas City	9.58	1-0	0	10.1	11	3	4.93	3-1	0	38.1	21	17
Minnesota	6.00	1-0	0	12.0	8	1	4.01	3-1	0	33.2	15	10
Oakland	2.22	2-1	0	24.1	6	11	2.15	3-2	0	46.0	11	18
Seattle	2.61	2-1	0	20.2	6	6	4.29	3-3	0	42.0	20	19
Texas	3.00	1-1	0	9.0	3	5	3.57	2-4	0	45.1	18	22
vs. West	4.01	7-5	0	92.0	41	35	3.62	16-14	0	248.2	100	103
Baltimore	0.00	1-0	0	8.0	0	4	1.78	2-2	0	35.1	7	14
Boston	5.56	0-0	0	11.1	7	4	3.99	1-0	0	29.1	13	10
Cleveland	6.35	0-2	0	11.1	8	1	3.10	4-3	0	49.1	17	18
Detroit	3.38	0-1	0	10.2	4	6	3.81	0-4	0	49.2	21	17
Milwaukee	5.54	1-1	0	26.0	16	4	5.11	2-1	0	44.0	25	12
New York	2.70	2-0	0	23.1	7	11	2.70	4-0	0	56.2	17	27
Toronto	7.94	0-2	0	11.1	10	6	4.91	2-3	0	29.1	16	17
vs. East	4.59	4-6	0	102.0	52	36	3.56	15-13	0	293.2	116	115
1991 Totals/Lifetime	3.58	11-11	0	194.0	93	71	3.58	31-27	0	542.1	216	218
Home	3.44	4-5	0	91.2	35	29						
Road	5.10	7-6	0	102.1	58	42						
1st Half	3.92	6-7	0	119.1	52	44						
2nd Half	4.94	5-4	0	74.2	41	27						
April	1.55	2-0	0	29.0	5	14						
May	4.43	1-3	0	40.2	20	12						
June	5.18	3-3	0	41.2	24	14						
July	5.58	1-2	0	30.2	19	11						
August	6.41	1-2	0	19.2	14	7						
Sept-Oct	3.06	3-1	0	32.1	11	13						

## CHARLIE HOUGH

49



**Given Name:** Charles Oliver Hough

**Position:** Pitcher

**Bats:** Right

**Throws:** Right

**Height:** 6-2

**Weight:** 190

**Opening Day Age:** 44

**Born:** January 5, 1948, Honolulu, Hawaii

**Resides:** Brea, Calif.

**First Pro Contract:** Los Angeles Dodgers, 1966.

**Sox Acquisition:** Signed as a free agent, December 20, 1990. **Major League Service:** 19 years, 101 days. **Contract Status:** Signed through 1992.

**1991:** Veteran knuckleballer ranked second on club with 199.1 innings pitched ... registered a string of 11 consecutive starts of at least 7.0 innings (5/11-7/3) with a 3.25 ERA (30 ER/83.0 IP) during the stretch ... the streak was the longest by a Sox pitcher since Gary Peters (13) in 1966 ... pitched at least 7.0 innings in 19 of 29 starts ... White Sox won 18 of 29 decisions in his starts ... notched career strikeout No. 2000 on 5/11 versus Toronto's Glenallen Hill at SkyDome ... opponents batted only .229 against him, which tied for eighth place in AL ... hurled fourth career two-hitter on 6/12 at Texas ... was 4-1 in June with a 3.13 ERA (16 ER/46.0 IP) ... made five day starts at Comiskey Park, posting a 3-1 mark with a 1.54 ERA (7 ER/41.0 IP) ... collected 12th career shutout on 8/4 versus Baltimore, allowing only five hits ... averaged 3.58 walks per 9.0 innings in 16 starts after 7/16 as compared to 4.92 per 9.0 innings after first 15 appearances ... was 2-1 with a 2.29 ERA (9 ER/35.1 IP) in September ... rated by *Baseball America* as having the best pick-off move by a right-handed pitcher in AL.

**Major League Highlights:** Needs five wins to reach the 200-mark for his career ... ranks second among active pitchers on the all-time games list (776), fifth in wins (195), innings pitched (3306.0) and strikeouts (2095) ... was the only major-league pitcher to win 10 or more games from 1982 through 1990, and his 133 victories over that span ranked fifth in majors behind Jack Morris (147), Bob Welch (141), Frank Viola (137) and Dave Stieb (135) ... Texas Rangers' all-time leader in wins (139), losses (123), games (344), starts (313), complete games (98), innings pitched (2307.2), walks (965) and strikeouts (1452) ... started six opening days for Rangers: 1982, 1984, 1985, 1987, 1988 and 1989. **1990:** Led the Rangers with 32 starts and was second with 218.2 innings pitched ... 114 strikeouts ranked third on staff ... his 12 victories and five complete games tied for third on

Rangers' staff ... held opponents to .235 batting average, tied for eighth in AL ... led league in hit batters (11) and attempted pick-off throws to first base (368) ... started campaign winning five of first seven decisions through 5/24 ... best effort of season came on 5/18 when he pitched a four-hit complete-game victory versus Minnesota ... closed out year with a 12-12 record and a 4.07 ERA. **1989:** Experienced sore right shoulder much of season ... notched 10 victories, his fewest in a season since 1981 ... ranked third on staff with 30 starts and tied for third on team with five complete games ... his 10 wins, 182.0 innings pitched and 94 strikeouts ranked fourth on staff ... went on disabled list on 7/20, returning 8/4 ... registered a 5-2 ledger with an ERA of 3.06 after coming off the disabled list. **1988:** One of top AL pitchers in innings pitched (252.0), complete games (10), strikeouts (174) and ERA (3.32) ... led majors in walks (126). **1987:** Won career-high 18 games ... topped major leagues in starts (40) and innings (285.1) ... at 39 years, nine months of age became the oldest pitcher ever to lead AL in both categories ... also established career bests for starts, innings and strikeouts (223). **1986:** Missed first month of the season with broken finger ... despite injury, was selected to All-Star team ... did not allow a hit in 8.1 innings on 7/16 at California, losing 2-1 on George Wright's three-base error ... hurled club record 13.0 innings on 6/11 at Minnesota. **1985:** Among AL leaders in complete games (14), ERA (3.31), innings (250.1) and strikeouts (141). **1984:** Topped AL in complete games (17) and tied for first in starts (36) ... finished second with 266.0 innings pitched ... recorded 100th career win on 9/14 vs. Minnesota. **1983:** Set club record by pitching 36.0 scoreless innings from 8/23 (eighth inning) thru 9/14 (seventh inning) ... recorded pair of shutouts during scoreless streak versus Kansas City and Minnesota ... finished year among league leaders with 3.18 ERA, 252.0 innings pitched, 11 complete games and 152 strikeouts. **1982:** Led Rangers in wins (16), complete games (12) and innings pitched (228.0) ... was first full year as starter. **1981:** Made 21 relief appearances before joining rotation on 9/8 losing to Oakland ... closed out campaign winning last four starts and finished with 1.83 ERA in last five appearances. **1980:** Purchased by Texas from Los Angeles on 7/11. **1977:** Finished fourth in NL with 22 saves ... appeared in a career high 77 games ... won first major-league start on 9/28, hurling 5.0 scoreless innings. **1976:** Led league with 12 relief wins ... topped Dodgers with 18 saves. **1973:** Spent first full season with the Dodgers. **1970:** Struck out Willie Stargell with bases loaded in major-league debut on 8/12.

**Minor League Highlights:** Originally signed by Dodgers as third baseman and played infield and outfield during first five years of pro career ... hurt arm in Albuquerque in 1969 and learned to throw knuckleball from Dodger scout Gordie Holt in Arizona Instructional League ... received advice from current Dodger manager Tom Lasorda and knuckleball specialists Hoyt Wilhelm and Jim Brewer ... named Pacific Coast League Pitcher of the Year in 1972.

**Miscellaneous/Personal:** Married Sharon O'Brien ... has daughter Tracie Ann (5/18/74) and son Aaron Charles (7/6/78) ... won 1987 Pro Athlete of the Year Award from Dallas All-Sports Association ... Charlie's father, Richard, was a minor league infielder from 1928-38 and was a Japanese prisoner of war for three years during World War II ... played baseball and basketball at Hialeah (Florida) High School where he graduated in 1966) ... also participated in Little League and American Legion baseball.

### Hough Among Active Leaders

White Sox pitcher Charlie Hough ranked second in games pitched (776) and fifth in victories (195), strikeouts (2095) and innings pitched (3306.0) among pitchers active in 1991. Only Rich Gossage topped Hough in games with 897, while Nolan Ryan of Texas led the other three categories.

YEAR	CLUB	W-L	PCT.	ERA	G	GS	CG	SHO	SV	IP	H	R	ER	HR	HB	BB-I	SO	WP	BK
1966	Ogden	5-7	@.416	4.76	21	7	2	1	0	68.0	82	56	36	—	—	29-	68	—	—
1967	Santa Barbara	14-4	.777	*2.24	20	20	14	3	0	165.0	129	50	41	11	3	43-4	138	2	1
	Albuquerque	2-1	.667	7.00	7	6	1	0	0	36.0	57	31	28	7	0	10-1	25	1	0
1968	Albuquerque	6-10	.375	3.94	27	19	3	2	0	121.0	145	72	53	9	3	26-6	74	4	1
1969	Albuquerque	10-9	.526	4.09	27	26	7	0	0	163.0	190	87	74	@17	2	42-2	113	9	0
1970	Spokane	12-8	.600	1.95	49	3	2	0	*18	134	98	43	29	8	6	44-6	90	3	0
	LOS ANGELES	0-0	.000	5.29	8	0	0	0	2	17.0	18	11	10	7	0	11-0	8	0	0
1971	Spokane	10-8	.556	3.92	47	3	1	0	12	117.0	95	56	51	14	2	52-8	104	3	0
	LOS ANGELES	0-0	.000	4.50	4	0	0	0	0	4.0	3	3	2	1	0	3-0	4	0	0
1972	Albuquerque	14-5	.737	2.38	58	2	0	0	14	125.0	109	47	33	5	3	60-13@	95	4	0
	LOS ANGELES	0-0	.000	3.00	2	0	0	0	0	3.0	2	1	1	0	1	2-0	4	0	0
1973	LOS ANGELES	4-2	.667	2.75	37	0	0	0	5	72.0	52	24	22	3	6	45-2	70	2	0
1974	LOS ANGELES	9-4	.692	3.75	49	0	0	0	1	96.0	65	45	40	12	4	40-2	63	4	0
1975	LOS ANGELES	3-7	.300	2.95	38	0	0	0	4	61.0	43	25	20	3	8	34-0	34	4	1
1976	LOS ANGELES	12-8	.600	2.20	77	0	0	0	18	143.0	102	43	35	6	8	77-3	81	9	0
1977	LOS ANGELES	6-12	.333	3.33	70	1	0	0	22	127.0	98	53	47	10	7	70-6	105	8	0
1978	LOS ANGELES	5-5	.500	3.29	55	0	0	0	7	93.0	69	38	34	6	5	48-4	66	6	0
1979	LOS ANGELES	7-5	.583	4.77	42	14	0	0	0	151.0	152	88	80	16	8	66-2	76	9	1
1980	LOS ANGELES	1-3	.250	5.63	19	1	0	0	1	32.0	37	21	20	4	2	21-0	25	3	0
	TEXAS	2-2	.500	3.98	16	2	2	1	0	61.0	54	30	27	2	3	37-2	47	8	0
1981	TEXAS	4-1	.800	2.96	21	5	2	0	1	82.0	61	30	27	4	3	31-1	69	4	0
1982	TEXAS	16-13	.552	3.95	34	34	12	2	0	228.0	217	111	100	21	7	72-5	128	9	0
1983	TEXAS	15-13	.536	3.18	34	33	11	3	0	252.0	219	96	89	22	3	95-0	152	6	1
1984	TEXAS	16-14	.533	3.76@36	36	*17	1	0	0	266.0	*260	127	111	26	9	94-3	164	12	2
1985	TEXAS	14-16	.467	3.31	34	34	14	1	0	250.1	198	102	92	23	7	83-1	141	11	3
1986	TEXAS	17-10	.630	3.79	33	33	7	2	0	230.1	188	115	97	32	9	89-2	146	16	0
	Oklahoma City	0-1	.000	9.00	1	1	0	0	0	5.0	7	5	5	1	0	1-0	3	0	0
1987	TEXAS	18-13	.581	3.79	40	*40	13	0	0	*285.1	238	*159	120	36	*19	124-1	223	12	*9
1988	TEXAS	15-16	.484	3.32	34	34	10	0	0	252.0	202	111	93	20	12	*126-1	174	10	10
1989	TEXAS	10-13	.435	4.35	30	30	5	1	0	182.0	168	97	88@28	6		95-2	94	7	5
1990	TEXAS	12-12	.500	4.07	32	32	5	0	0	218.2	190	108	99	24	*11	119-2	114	4	0
1991	WHITE SOX	9-10	.474	4.02	31	29	4	1	0	199.1	167	98	89	21	11	94-0	107	5	1
A.L. TOTALS		148-133	.527	3.70	375	342	102	12	1	2507.0	2162	1184	1032	259	100	1059-20	1559	104	31
N.L. TOTALS		47-46	.505	3.50	401	16	0	0	60	799.0	641	352	311	68	49	417-19	536	45	2
M.L. TOTALS		195-179	.521	3.66	776	358	102	12	61	3306.0	2803	1536	1343	327	149	1476-39	2095	149	33
* Led league		@ Tied for League Lead																	

NLCS RECORD										
YEAR	CLUB	G	W-L	PCT	ERA	IP	H	ER	BB	SO
1974	L.A. vs. Pitt.	1	0-0	.000	7.71	2.1	4	2	2	0
1977	L.A. vs. Phi.	1	0-0	.000	4.50	2.0	2	1	3	0
1977	L.A. vs. Phi.	1	0-0	.000	4.50	2.0	1	1	1	0
NLCS TOTALS		2	0-0	.000	5.68	6.1	7	4	6	0

WORLD SERIES RECORD										
YEAR	CLUB	G	W-L	PCT	ERA	IP	H	ER	BB	SO
1974	L.A. vs. Oak.	1	0-0	.000	0.00	2.0	0	0	4	1
1977	L.A. vs. N.Y.	2	0-0	.000	1.80	5.0	3	1	5	0
1978	L.A. vs. N.Y.	2	0-0	.000	8.44	5.1	10	5	5	2
WORLD SERIES TOTALS		5	0-0	.000	4.38	12.1	13	6	14	3

ALL-STAR GAME RECORD										
YEAR	CLUB, SITE	POS	W-L	PCT	ERA	IP	H	ER	BB	SO
1986	A.L., Houston	P	0-0	.000	5.40	1.2	2	1	0	3
A.S.G. TOTALS		P	0-0	.000	5.40	1.2	2	1	0	3

PITCHER'S STATISTICAL BREAKDOWN												
CLUB	ERA	W-L	SV	1991			CAREER					
				IP	ER	SO	ERA	W-L	SV	IP	ER	SO
California	3.14	2-0	0	28.2	10	16	2.86	13-11	0	223.1	71	142
Kansas City	3.44	2-1	0	18.1	7	8	3.17	19-10	0	255.1	90	148
Minnesota	2.57	1-0	0	7.0	2	2	2.91	16-8	1	223.0	72	128
Oakland	2.63	1-0	0	13.2	4	6	3.07	16-8	0	228.2	78	136
Seattle	3.54	0-2	0	20.1	8	12	2.71	9-12	0	209.0	63	114
Texas	3.38	0-1	0	16.0	6	13	3.38	0-1	0	16.0	6	13
vs. West	3.20	6-4	0	104.0	37	57	*3.12	*88-59	1	*1341.2	*465	*809
Baltimore	4.41	1-1	0	16.1	8	12	4.62	7-12	0	171.1	88	118
Boston	2.35	0-1	0	7.2	2	4	4.29	8-12	0	180.1	86	107
Cleveland	9.64	1-0	0	9.1	10	2	4.16	17-8	0	205.2	95	131
Detroit	6.75	0-1	0	13.1	10	7	3.59	8-10	0	163.0	65	112
Milwaukee	4.76	0-2	0	17.0	9	8	6.33	2-11	0	112.1	79	69
New York	4.50	0-0	0	2.0	1	2	4.32	10-9	0	139.2	67	98
Toronto	3.64	1-1	0	29.2	12	15	4.06	8-11	0	193.0	87	115
vs. East	4.91	3-6	0	95.1	52	50	4.38	60-74	0	1165.1	567	750
1991 Totals/Lifetime	4.02	9-10	0	199.1	89	107	*3.70	*148-133	1	*2507.0	1032	*1559
Home	3.38	5-5	0	106.2	40	59						
Road	4.76	4-5	0	92.2	49	48						
1st Half	3.70	5-3	0	92.1	38	53						
2nd Half	3.65	4-7	0	107.0	51	54						
April	7.94	0-1	0	5.2	5	7						
May	4.01	1-1	0	33.2	15	22						
June	3.13	4-1	0	46.0	16	22						
July	3.16	1-3	0	42.2	15	17						
August	7.04	1-2	0	30.2	24	15						
Sept-Oct	3.10	2-2	0	40.2	14	24						

\*Includes totals vs. White Sox

# CHRIS HOWARD

# 46



**Given Name:** Christian Howard

**Position:** Pitcher

**Bats:** Right

**Throws:** Left

**Height:** 6-0

**Weight:** 185

**Opening Day Age:** 26

**Born:** November 18, 1965, Lynn, Mass.

**Resides:** Nahant, Mass.

**First Pro Contract:** New York Yankees signed as a free agent, June 16, 1986. **Sox Acquisition:** Signed as a free agent, January 27, 1991. **Major League Service:** None. **Contract Status:** Signed through 1992.

**1991:** Spent entire season at Class AA Birmingham ... made 38 appearances, all in relief ... led club with a strikeout-to-walk ratio of 3.25 (52 SO/16 BB) and ranked second on staff with nine saves ... ERA of 2.04 ranked third on club among pitchers with 50.0 or more innings ... joined White Sox for Windy City Classic exhibition versus the Cubs on 5/16 but did not appear in game.

**Minor League Highlights:** **1990:** Appeared at both Class A Kinston and Class AA Albany ... fanned 16 in 14.2 innings at Kinston. **1989:** Split season between Class A Ft. Lauderdale and Albany ... posted career-best 1.78 ERA over 25.1 innings at Ft. Lauderdale ... struck out 33 in 34.0 innings at Albany. **1988:** Appeared in 31 contests at Class A Prince William, posting a 2.34 ERA and three saves. **1987:** Made pro pitching debut at Class A Prince William, appearing in four games ... batted .240 in 86 games as an outfielder/first baseman. **1986:** Made pro debut at the Yankees' Rookie Sarasota club ... batted .298 in 43 contests.

**Miscellaneous/Personal:** Single ... attended the University of Miami in Miami, Florida and Miami-Dade South Community College ... roommate of Milwaukee's Greg Vaughn at Miami ... played football, hockey and baseball at St. Mary's High School in Lynn, Mass. ... was named Massachusetts' Division II Player of the Year.

YEAR	CLUB	AVG	G	AB	R	H	2B	3B	HR	RBI	SH	SF	HB	BB	SO	SB	CS	E
1986	Oneonta	.087	9	23	2	2	2	0	0	4	0	1	1	5	4	1	0	1
	Sarasota	.296	43	131	15	39	52	5	1	0	16	2	2	13	25	2	3	3
1987	Prince William	.240	86	258	35	62	96	11	1	5	27	4	1	4	10	43	2	7
1988	Prince William	.091	40	11	2	1	1	0	0	0	0	0	0	0	2	0	0	0

YEAR	CLUB	W-L	PCT.	ERA	G	GS	CG	SHO	SV	IP	H	R	ER	HR	HB	BB-I	SO	WP	BK
1987	Prince William	0-0	.000	10.29	4	0	0	0	0	7.0	9	8	8	0	1	8-0	1	0	0
1988	Albany	0-0	.000	13.50	2	0	0	0	0	7.1	3	2	2	0	0	1-0	1	0	0
	Prince William	2-2	.500	2.34	31	0	0	0	3	50.0	44	18	13	3	1	23-1	48	3	1
1989	Ft. Lauderdale	2-0	1.000	1.78	13	0	0	0	0	25.1	19	6	5	1	1	13-3	25	0	0
	Albany	0-1	.000	3.44	24	0	0	0	2	34.0	29	14	13	4	0	17-2	33	3	1
1990	Albany	0-0	.000	14.40	2	0	0	0	0	5.0	9	8	8	0	0	7-0	2	0	0
	Kinston	1-1	.500	2.45	8	0	0	0	0	14.2	21	5	4	0	2	6-0	16	0	2
1991	Birmingham	6-1	.857	2.04	38	0	0	0	9	53.0	43	14	12	2	3	16-0	52	2	0

## Reaching Base By Hit, Walk or Hit By Pitch Since 1960

Frank Thomas became one of only six American League Players since 1960 to reach base 300 times in one season when he reached base 317 times last year. In addition to Thomas, Wade Boggs (six times), Rickey Henderson, Rod Carew, Carl Yastrzemski and Harmon Killebrew accomplished the feat. Just two National League hitters (Pete Rose and Tony Gwynn) have reached the mark over that time span.

# MICHAEL HUFF

# 12



**Given Name:** Michael Kale Huff

**Position:** Outfielder

**Bats:** Right

**Throws:** Right

**Height:** 6-1

**Weight:** 180

**Opening Day Age:** 28

**Born:** August 11, 1963, Honolulu, Hawaii

**Resides:** Wilmette, Ill.

**First Pro Contract:** Los Angeles Dodgers, selected

in 16th round, June 1985 free agent draft. **Sox Acquisition:** Claimed on waivers from the Cleveland Indians, July 12, 1991. **Major League Service:** One year, 19 days. **Contract Status:** Signed through 1992.

**1991:** Batted .268 for the White Sox after being claimed on waivers from Cleveland on 7/12 ... belted first home run with Sox on 8/13 in the first game of a doubleheader at Detroit ... batted .342 (13-38) in August and scored nine runs ... collected 13 RBI over a span of 30 at-bats from 7/27 to 8/15 ... recorded career-high four RBI and matched career best with three hits on 8/6 versus New York ... appeared in 48 games in the outfield and two at second base with the White Sox ... started 12 games in right field, seven in center and four in left ... made Indians' Opening Day roster after being acquired from the Dodgers in the Rule 5 Draft on 12/3/90 ... started 37 games with Cleveland, 34 in center field, two at second base and one in right field.

**Major League Highlights: 1989:** Made major-league debut with the Dodgers on 8/7 ... notched his first major-league hit in first plate appearance as a pinch-hitter off Atlanta's Tom Glavine ... cracked first big-league home run off Philadelphia's Dennis Cook on 8/15 ... made 12 appearances, including eight starts.

**Minor League Highlights: 1990:** Spent entire season with Class AAA Albuquerque ... led Pacific Coast League in games played (138), tied for second in triples (11), third in runs scored (99), fourth in total bases (225), tied for fourth in hits (154), fifth in walks (82) and seventh in batting average (.325) ... named to PCL All-Star Team. **1989:** Began season at Albuquerque ... named to PCL All-Star Team ... batted .400 in July with five home runs and 39 RBI ... led the Dukes in at-bats (471), hits (150), doubles (29), RBI (78) and stolen bases (32) ... suffered season-ending fractured wrist on 8/27. **1988:** Named to Texas League All-Star Team while at Class AA San Antonio ... led club in runs (68), hits (120), triples (10) and stolen bases (33). **1987:** Batted .311 for San Antonio before suffering season-ending knee injury on 5/10. **1985:** Began pro career at Class A Great Falls ... batted .316 and averaged at least one run and hit per game (70 runs, 78 hits).

**Miscellaneous/Personal:** Married Camille Jenkins ... has daughter Taylor Adrienne (8/31/89) ... four-time letter winner at Northwestern University ... holds career and single season school records for stolen bases, walks and triples ... graduated from New Trier East High School in north suburban Winnetka ... received all-conference honors in baseball, basketball and football ... was second-team All-State quarterback behind the NFL's Chuck Long and Mike Tomczak ... mother, Karen Mendyka Huff, was the United States Junior National Champion in the javelin in 1960 and Women's National Team Champion in 1962 ... brother Matthew plays baseball at Northwestern University.



YEAR	CLUB	AVG	G	AB	R	H	TB	2B	3B	HR	RBI	SH	SF	HB	BB	SO	SB	CS	E
1985	Great Falls	.316	70	247	70	78	96	6	6	0	35	2	1	4	58	44	28	6	5
1986	Vero Beach	.293	113	362	73	106	138	6	8	2	32	3	2	5	67	67	28	13	1
1987	San Antonio	.311	31	135	23	42	58	5	1	3	18	2	0	3	18	9	21	2	2
1988	San Antonio	.304	102	395	68	120	164	18	10	2	40	5	1	5	37	55	33	10	2
1989	Albuquerque	.318	115	471	75	150	255	29	7	10	78	4	5	2	38	75	32	10	2
	LOS ANGELES	.200	12	25	4	5	9	1	0	1	2	1	0	1	3	6	0	1	0
1990	Albuquerque	.325	138	474	99	154	225	28	11	7	84	6	10	3	82	68	27	13	4
1991	CLEVELAND	.240	51	148	28	35	49	6	1	2	10	3	1	4	25	30	11	2	1
	WHITE SOX	.268	51	97	14	26	35	4	1	1	15	3	1	2	12	18	3	2	1
A.L. TOTALS		.251	102	243	42	61	84	10	2	3	25	6	2	6	37	48	14	4	2
N.L. TOTALS		.200	12	25	4	5	9	1	0	1	2	1	0	1	3	6	0	1	0
M.L. TOTALS		.246	114	268	46	66	93	11	2	4	27	7	2	7	40	54	14	5	2

#### BATTER'S STATISTICAL BREAKDOWN

CLUB	AVG	G	1991				CAREER					
			AB	H	HR	RBI	AVG	G	AB	H	HR	RBI
California	.242	10	33	8	0	1	.242	10	33	8	0	1
Kansas City	.400	1	5	2	0	0	.400	1	5	2	0	0
Minnesota	.263	6	19	5	1	3	.263	6	19	5	1	3
Oakland	.348	9	23	8	0	2	.348	9	23	8	0	2
Seattle	.324	10	34	11	0	2	.324	10	34	11	0	2
Texas	.286	5	7	2	0	2	.286	5	7	2	0	2
vs. West	.304	44	125	38	1	11	.304	44	125	38	1	11
Baltimore	.267	9	15	4	1	1	.267	9	15	4	1	1
Boston	.143	8	14	2	0	2	.143	8	14	2	0	2
Cleveland	.000	1	3	0	0	0	.000	1	3	0	0	0
Detroit	.300	10	20	6	1	4	.300	10	20	6	1	4
Milwaukee	.417	7	12	5	0	2	.417	7	12	5	0	2
New York	.172	12	29	5	0	4	.172	12	29	5	0	4
Toronto	.040	11	25	1	0	1	.040	11	25	1	0	1
vs. East	.195	58	118	23	2	14	.195	58	118	23	2	14
1991 Totals/Lifetime*	.251	102	243	61	3	25	.251	102	243	61	3	25
Home	.264	50	121	32	1	10						
Road	.238	52	122	29	2	15						
1st Half	.240	51	146	35	2	10						
2nd Half	.268	51	97	26	1	15						
April	.222	7	18	4	0	0						
May	.266	23	79	21	0	6						
June	.222	17	46	10	2	4						
July	.136	19	22	3	0	3						
August	.342	20	38	13	1	10						
Sept-Oct	.244	16	41	10	0	2						

\*Includes totals vs. White Sox

## BO JACKSON

# 8



**Given Name:** Vincent Edward Jackson

**Position:** Designated Hitter/Outfielder

**Bats:** Right

**Throws:** Right

**Height:** 6-1

**Weight:** 235

**Opening Day Age:** 29

**Born:** November 30, 1962, Bessemer, Ala.

**Resides:** Burr Ridge, Ill.

**First Pro Contract:** Kansas City Royals, selected in fourth round, June 1986 free agent draft. **Sox Acquisition:** Signed as a free agent, April 3, 1991. **Major League Service:** Five years, 35 days. **Contract Status:** Signed through 1992.

**1991:** Signed by White Sox on 4/3 after being released by Kansas City on 3/19 ... suffered injury to left hip while playing for the Los Angeles Raiders during playoff game versus the Cincinnati Bengals in January ... activated from disabled list on 9/2, making Sox debut versus his old Kansas City teammates ... hit game-tying, pinch-hit home run off Mark Langston on 9/20 versus California ... blasted first home run of season to lead Sox to a 1-0 win over Oakland on 9/17 ... drove in winning run on 9/13 at California in another 1-0 victory ... hit safely in 12 of last 20 games (16-64, .250) ... seven of 16 hits were for extra bases ... averaged club-high one RBI every 5.07 at-bats (14 RBI/71 AB) ... collected four two-hit games and notched three two-RBI contests ... batted .316 (6-19) during rehabilitation assignment at Class A Sarasota and Class AA Birmingham.

**Major League Highlights: 1990:** Hit a career-high .272 with 28 home runs and 78 RBI in 111 games with Kansas City ... became third Royal to hit 20 or more home runs in four straight seasons and hit 25 or more roundtrippers for the third consecutive campaign ... led club in home runs and ranked second in RBI to George Brett ... blasted three straight home runs and drove in seven runs off New York's Andy Hawkins on 7/17 ... left that game with minor tissue damage in the left shoulder after suffering a subluxation while diving to catch Deion Sanders' drive that went for an inside-the-park homer ... was on 21-day disabled list from 7/18-8/25 ... homered off Seattle's Randy Johnson in first at-bat off disabled list to become 19th player in major league history to homer in four consecutive at-bats ... batted .340 in April ... posted 10-game hitting streak (5/25-6/3) ... hit six home runs and had 14 RBI during his final 13 games in June ... notched back-to-back four-RBI games on 7/4 versus New York and 7/5 at Detroit ... belted game winning home run off Oakland's Dennis Eckersley on 8/30 ... led Royals with eight outfield assists. **1989:** Led Royals with 86 runs scored, 255 total bases, 32 home runs, 105 RBI and a .495 slugging percentage ... ranked among AL leaders in home runs (4th), RBI (tied for 4th) and slugging percentage (6th) ... led league in RBI ratio (4.9 AB/RBI) and was third in home run ratio (16.1 AB/HR) ... 172 strikeouts led league and set new Kansas City record ... 32 homers were fourth most in Kansas City history, while 105 RBI ranked eighth ... recorded second consecutive 25 homer/25 stolen base season ... chosen AL Player of the Week for April 17-23 after hitting .348 with three home runs, seven RBI and five stolen bases ... hit Royals' record eight home runs in April ... notched RBI in seven consecutive games (5/22-29) ... became the first right-handed hitter to homer into the right field upper deck at the Metrodome on 5/16 off Francisco Oliveras ... batted cleanup for first time on 5/23 and hit 461-foot homer off Texas' Nolan Ryan, the longest measured home run at Arlington Stadium ... threw out Seattle's Harold Reynolds at home plate on 6/5 at Seattle from the warning track on the fly ... cracked a pair of home runs on 7/4 at Oakland to become a 20 home run/20 stolen base man in game No. 81 ... received most votes of any AL player (1,748,696) for the All-Star Game ... homered off San Francisco's Rick Reuschel to lead-off the mid-summer classic ... became the ninth player to homer in first All-Star at-bat and the fifth player to lead-off the game with a roundtripper ... joined Willie Mays as the only players to homer and steal a base in the same All-Star Game ... combined with Wade Boggs on fourth set of back-to-back home runs in the All-Star Game ... voted MVP of the game ... placed on 15-day disabled list on 7/26 with pulled quadricep muscle in left leg ... blasted second career grand slam at California on 9/27. **1988:** Became first 25 home run/25 stolen base man in Royals' history, despite missing month with a torn hamstring ... was successful on 27 of 33 (.818) stolen base attempts ... finished second on club in home runs (25), third in RBI (68) and second in stolen bases ... batted .330 with five home runs, 19 RBI and nine stolen bases in May ... was batting .309 with nine home runs, 30 RBI and 14 stolen bases before suffering hamstring injury on 5/31 at Cleveland ... returned on 7/2 ... registered career-high 11-game hitting streak from 5/22-7/3. **1987:** Was Royals' Opening Day left fielder ... set Kansas City rookie record with 22 home runs ... collected 14 hits in his first 28 at-bats with three home runs and 13 RBI ... hit two homers (including a sixth-inning grand slam) and matched a club-record seven RBI on 4/14 versus Detroit. **1986:** Made major-league debut on 9/2 vs. Chicago ... started in right field and had single in second inning off Steve Carlton for first major-league hit ... became first player in Kansas City history to go from college (Auburn University) to big-league club in same year ... became sixth Royals' rookie to post four-hit game and first since Willie Wilson in 1977 ... hit first career home run off Seattle's Mike Moore on 9/14.

**Minor League Highlights: 1986:** Made professional debut with Class AA Memphis against Columbus (Ga.) ... stroked an RBI single in his first at-bat ... garnered Southern League Player of the Week honors for July 15-21 after batting .423 with two home runs and eight RBI ... after going 4-45, he batted .338 before being recalled to Kansas City.

**Miscellaneous/Personal:** Married Linda Garrett ... has sons Garrett (7/13/86), Nicholas (8/2/88) and daughter Morgan (7/21/90) ... batted

.335 with 28 homers and 70 RBI during 89 collegiate games at Auburn University ... hit .401 with 17 home runs and 43 RBI in 42 games in 1985 ... three-sport letter winner at Auburn University (baseball, football and track) ... won 51st Heisman Trophy after the 1985 season, when he logged four 200-yard games and averaged 162.4 yards per game ... all-time leading rusher in Auburn history (4,303 yards) and averaged 6.6 yards per carry during his four-year career ... scored 43 touchdowns in 38 games ... also set Auburn record with eight 100-yard games ... lettered in track as a freshman and sophomore ... ran 60-yard dash and was a member of school's 4 x100-meter relay team ... career bests were 6.18 in 60-yard dash during freshman season and 10.13 in the 100 meters ... 1982 graduate of McAdory High School in McCalla, Ala. ... hit a national record 20 home runs in 25 games during senior season ... was a pitcher as a junior and posted a 9-1 mark to go with a .450 batting average ... drafted by the New York Yankees in the second round of the 1982 June free agent draft ... turned down a multi-year contract to attend Auburn ... played for the Los Angeles Raiders for four seasons ... rushed for 554 yards on 81 carries (6.8 average) with four touchdowns in seven games during 1987 season ... made NFL debut on 11/1/87 vs. New England ... rushed for a Raiders' record 221 yards on 18 carries, including a club-high and NFL season-high 91-yard run ... named unanimously to NFL All-Rookie Team ... carried the ball 136 times for 580 yards (4.3 average) in 1988 ... gained 950 yards on 173 attempts (5.5 average) with four touchdowns in 1989 ... notched a season-high 159 yards vs. Cincinnati on 11/5, including a 92-yard run ... earned pro bowl berth in 1990 by gaining 698 yards (5.6 average), including an 88-yard run vs. Cincinnati ... is only player in NFL history to have two rushing touchdowns of 90 yards or more in a career.

YEAR	CLUB	AVG	G	AB	R	H	TB	2B	3B	HR	RBI	SH	SF	HB	BB	SO	SB	CS	E
1986	Memphis	.277	53	184	30	51	87	9	3	7	25	0	1	5	22	81	3	6	7
	KANSAS CITY	.207	25	82	9	17	27	2	1	2	9	0	0	2	7	34	3	1	4
1987	KANSAS CITY	.235	116	396	46	93	180	17	2	22	53	1	2	5	30	156	10	4	9
1988	KANSAS CITY	.246	124	439	63	106	207	16	4	25	66	1	2	1	25	146	27	6	7
1989	KANSAS CITY	.256	135	515	86	132	255	15	6	32	105	0	4	3	39	172	26	9	8
1990	KANSAS CITY	.272	111	405	74	110	212	16	1	28	78	0	5	2	44	128	15	9	12
1991	Sarasota	.333	2	6	1	2	2	0	0	0	2	0	1	0	0	0	0	0	0
	Birmingham	.308	4	13	2	4	4	0	0	0	0	0	0	0	4	2	1	2	0
	WHITE SOX	.225	23	71	8	16	29	4	0	3	14	0	1	0	12	25	0	1	0
<b>A.L. TOTALS</b>		<b>.249</b>	<b>534</b>	<b>1908</b>	<b>286</b>	<b>476</b>	<b>910</b>	<b>70</b>	<b>14</b>	<b>112</b>	<b>327</b>	<b>2</b>	<b>14</b>	<b>13</b>	<b>157</b>	<b>663</b>	<b>81</b>	<b>30</b>	<b>40</b>
<b>M.L. TOTALS</b>		<b>.249</b>	<b>534</b>	<b>1908</b>	<b>286</b>	<b>476</b>	<b>910</b>	<b>70</b>	<b>14</b>	<b>112</b>	<b>327</b>	<b>2</b>	<b>14</b>	<b>13</b>	<b>157</b>	<b>663</b>	<b>81</b>	<b>30</b>	<b>40</b>

@ Tied for League Lead

#### ALL-STAR GAME RECORD

YEAR	CLUB, SITE	POS	AVG	AB	R	H	2B	3B	HR	RBI
1989	A.L., Anaheim	OF	.500	4	1	2	0	0	1	2
<b>A.S.G. TOTALS</b>		<b>OF</b>	<b>.500</b>	<b>4</b>	<b>1</b>	<b>2</b>	<b>0</b>	<b>0</b>	<b>1</b>	<b>2</b>

#### BATTER'S STATISTICAL BREAKDOWN

CLUB	AVG	G	1991				CAREER					
			AB	H	HR	RBI	AVG	G	AB	H	HR	RBI
California	.250	6	16	4	2	6	.246	50	171	42	8	31
Kansas City	.167	4	12	2	0	4	.167	4	12	2	0	4
Minnesota	.222	3	9	2	0	1	.254	49	177	45	9	34
Oakland	.385	4	13	5	1	1	.268	43	149	40	10	19
Seattle	.071	4	14	1	0	0	.280	46	157	44	17	40
Texas	.286	2	7	2	0	2	.267	46	165	44	15	35
vs. West	.225	23	71	16	3	14	*.247	*273	*957	*236	*61	*173
Baltimore	.000	0	0	0	0	0	.256	34	129	15	6	19
Boston	.000	0	0	0	0	0	.225	32	120	15	6	13
Cleveland	.000	0	0	0	0	0	.270	42	148	40	7	17
Detroit	.000	0	0	0	0	0	.248	43	149	37	10	31
Milwaukee	.000	0	0	0	0	0	.240	33	125	30	5	22
New York	.000	0	0	0	0	0	.300	38	140	42	11	31
Toronto	.000	0	0	0	0	0	.221	39	140	31	6	21
vs. East	.000	0	0	0	0	0	.252	261	951	240	51	154
1991 Totals/Lifetime	.225	23	71	16	3	14	*.249	*534	*1908	*476	*112	*327
Home	.200	13	40	8	3	10						
Road	.258	10	31	8	0	4						
1st Half	.000	0	0	0	0	0						
2nd Half	.225	23	71	16	3	14						
April	.000	0	0	0	0	0						
May	.000	0	0	0	0	0						
June	.000	0	0	0	0	0						
July	.000	0	0	0	0	0						
August	.000	0	0	0	0	0						
Sept-Oct	.225	23	71	16	3	14						

\*Includes totals vs. White Sox

# LANCE JOHNSON

# 1



**Given Name:** Kenneth Lance Johnson

**Position:** Outfielder

**Bats:** Left

**Throws:** Left

**Height:** 5-11

**Weight:** 160

**Opening Day Age:** 28

**Born:** July 6, 1963, Cincinnati, Ohio

**Resides:** Mobile, Ala.

**First Pro Contract:** St. Louis Cardinals, selected in

sixth round, June 1984 free agent draft. **Sox Acquisition:** Obtained with pitcher Rick Horton from St. Louis in exchange for pitcher Jose DeLeon, February 9, 1988. **Major League Service:** Three years, two days.

**Contract Status:** Signed through 1992.

**1991:** Tied Paul Molitor for the American League lead with 13 triples ... was first Sox player to lead AL in triples since Nellie Fox in 1960 ... ranked second in AL and seventh on the Sox' all-time single-season putout list with 425 ... went 116 consecutive games without committing an error (4/22-8/29) ... led Sox in games (160) and ranked second on club in stolen bases (26) ... batted .318 (28-88) in September ... 21 of his 49 RBI came with two outs ... batted .346 (44-127) over last 37 contests ... established career highs with 161 hits, 588 at-bats and 201 total bases ... batted .290 in the second half.

**Major League Highlights:** **1990:** Finished season with team-high 14-game hitting streak ... was 22 for 51 (.431) during that streak ... shared team's top honors in batting average with Carlton Fisk at .285 ... led club with 12 three-hit games and 36 stolen bases (sixth in AL) ... 24 of his career-high 51 RBI came with two outs ... cracked first major league home run in 641st at-bat on 7/12 off Andy Hawkins at New York ... batted .302 at Comiskey Park ... recorded second career four-hit game on 6/26 at California ... appeared in 151 games with 129 starts ... collected hits in 106 games, including 34 multihit games. **1989:** Started campaign at Class AAA Vancouver ... appeared in 106 games ... contract purchased from Canadians on 7/29 ... appeared in 50 games ... swiped team-high three bases on 9/1 versus Baltimore ... finished season with 16 stolen bases and .300 batting average ... established himself as leadoff man in Sox lineup ... made 41 starts and recorded 16 multihit games ... had eight-game hitting streak (9/8-15). **1988:** Opened the season as Sox center fielder but an early slump prompted his return to Vancouver in mid-May ... recalled to the Sox in mid-September ... enjoyed first career four-hit game on 9/19 at Texas ... also drove in three runs and stole two bases in that contest. **1987:** Joined the Cardinals on 7/10 when pitcher Danny Cox was placed on the disabled list ... made his major-league debut that day against San Francisco ... returned to Louisville on 7/18 ... recalled on 8/21 and finished the season with the Cardinals ... made 11 starts in right field and two in center ... recorded first major-league hit on 8/23 at Cincinnati in front of his family and hometown friends ... made one appearance in the NLCS against the Giants and entered the record books as the first pinch runner to steal a base in NLCS history ... made lone World Series appearance in Game Five at St. Louis, pinch-running for catcher Tony Pena and stealing second base.

**Minor League Highlights:** Has a career batting average of .301 in the minor leagues with 235 stolen bases. **1989:** Voted Vancouver Player of the Year for the second straight season ... hit .304 with 33 steals in 106 contests ... committed just five errors. **1988:** Batted .307 with 49 steals in 100 games for the Canadians and was named Player of the Year ... topped club with 71 runs and 126 hits. **1987:** Enjoyed outstanding year at Class AAA Louisville, collecting the American Association's Rookie of the Year and Most Valuable Player awards ... in 116 games at Louisville, was among league leaders in batting average (.333) and stolen bases (42) ...

established professional career highs in runs (89), hits (159), triples (11) and home runs (five) ... named Top American Association Prospect by *Baseball America* ... selected to the National Association Class AAA All-Star Team. **1986:** Spent entire season at Class AA Arkansas and led the Texas League with 49 stolen bases ... batted .288 in 127 games. **1985:** Played at Class A St. Petersburg and was named to the Florida State League West Division All-Star Team ... recorded career-high 55 RBI and a .270 batting average with 33 thefts. **1984:** Began pro career at Class A Erie in the New York-Penn League in 1984 ... led that short-season league in runs (63), hits (96) and tied for second in stolen bases (29) ... selected as outfielder on the Topps/National Association Short Class A and Rookie League All-Star squads.

**Miscellaneous/Personal:** Married Sharon Brown ... graduated from Princetown High in Cincinnati in 1981 ... attended Triton Junior College in suburban Chicago (River Grove) from 1981-83 ... one of his teammates at Triton was current Minnesota Twins star Kirby Puckett ... the two were reunited at the 1987 World Series ... later attended South Alabama (1983-84) ... was selected as an outfielder on the All-Sun Belt Conference Team.

YEAR	CLUB	AVG	G	AB	R	H	TB	2B	3B	HR	RBI	SH	SF	HB	BB	SO	SB	CS	E
1984	Erie	.339	71	283	83	96	116	7	5	1	28	1	3	0	45	20	29	10	8
1985	St. Petersburg	.270	129	497	68	134	177	17	10	2	55	2	9	0	58	39	33	19	5
1986	Arkansas	.288	127	445	82	128	170	24	6	2	33	3	2	1	59	57	49	15	7
1987	Louisville	.333	116	477	89	159	217	21	11	5	50	3	2	0	49	45	42	16	8
	ST. LOUIS	.220	33	59	4	13	17	2	1	0	7	0	0	0	4	6	6	1	2
1988	Vancouver	.307	100	441	71	126	156	12	6	2	36	2	5	0	42	52	49	15	5
	WHITE SOX	.185	33	124	11	23	29	4	1	0	6	2	0	0	8	11	6	2	2
1989	Vancouver	.304	106	408	69	124	149	11	77	0	28	0	4	0	46	36	33	18	5
	WHITE SOX	.300	50	180	28	54	66	8	2	0	16	2	0	0	17	24	16	3	2
1990	WHITE SOX	.285	151	541	76	154	193	18	9	1	51	8	4	1	33	45	36	22	10
1991	WHITE SOX	.274	160	588	72	161	201	14	13	0	49	6	3	1	26	58	26	11	2
A.L. TOTALS		.274	394	1433	187	392	489	44	25	1	122	18	7	2	82	138	84	38	16
N.L. TOTALS		.220	33	59	4	13	17	2	1	0	7	0	0	0	4	6	6	1	2
M.L. TOTALS		.271	427	1492	191	405	506	46	26	1	129	18	7	2	86	144	90	39	18

#### NLCS RECORD

YEAR	CLUB	AVG	G	AB	R	H	2B	3B	HR	RBI
1987	St. L. vs. S.F.	—	1	0	1	0	0	0	0	0

#### WORLD SERIES RECORD

YEAR	CLUB	AVG	G	AB	R	H	2B	3B	HR	RBI
1967	St. L. vs. Minn.	—	1	0	0	0	0	0	0	0

#### BATTER'S STATISTICAL BREAKDOWN

CLUB	AVG	G	1991				CAREER					
			AB	H	HR	RBI	AVG	G	AB	H	HR	RBI
California	.302	13	43	13	0	3	.273	31	99	27	0	6
Kansas City	.294	13	51	15	0	5	.267	37	135	36	0	12
Minnesota	.378	13	45	17	0	4	.321	31	109	35	0	13
Oakland	.302	13	53	16	0	7	.223	35	139	31	0	12
Seattle	.244	13	45	11	0	3	.333	34	111	37	0	9
Texas	.333	13	42	14	0	10	.271	35	133	36	0	21
vs. West	.308	78	279	86	0	32	.278	203	726	202	0	73
Baltimore	.140	11	43	6	0	3	.279	32	129	36	0	8
Boston	.200	12	45	9	0	1	.289	25	97	28	0	5
Cleveland	.262	11	42	11	0	1	.286	26	98	28	0	6
Detroit	.179	12	39	7	0	1	.208	29	101	21	0	6
Milwaukee	.308	12	52	16	0	4	.307	24	101	31	0	11
New York	.333	12	48	16	0	4	.276	25	87	24	1	9
Toronto	.250	12	40	10	0	3	.234	30	94	22	0	4
vs. East	.243	82	309	75	0	17	.269	191	707	190	1	49
1991 Totals/Lifetime	.274	160	588	161	0	49	.274	394	1433	392	1	122
Home	.266	80	286	76	0	22						
Road	.281	80	302	85	0	27						
1st Half	.259	78	305	79	0	22						
2nd Half	.290	82	283	82	0	27						
April	.221	16	68	15	0	1						
May	.259	27	108	28	0	8						
June	.284	26	102	29	0	9						
July	.250	27	100	25	0	10						
August	.265	30	102	27	0	8						
Sept-Oct	.343	32	106	37	0	13						

# RON KARKOVIC

# 20



**Given Name:** Ronald Joseph Karkovice

**Position:** Catcher

**Bats:** Right

**Throws:** Right

**Height:** 6-1

**Weight:** 215

**Opening Day Age:** 28

**Born:** August 8, 1963, Union, N.J.

**Resides:** Orlando, Fla.

**First Pro Contract:** White Sox. **Sox Acquisition:**

Selected in first round (14th player overall), June 1982 free agent draft.

**Major League Service:** Four years, 75 days. **Contract Status:** Signed through 1992.

**1991:** Appeared in a career-high 75 games despite missing 43 with a torn ligament in his left thumb (5/20-7/3) ... started 49 games behind the plate ... caught second no-hitter of his career (Wilson Alvarez on 8/11) ... batted .246 for the second straight season ... hit .253 (39-154) in starts ... all five home runs came in a span of 16 games (7/29-8/18) and all five came on the road ... batted .364 (8-22) in April ... threw out 15 of 40 base stealers (37.5%) and 32 of 74 (43.2%) over the last two seasons ... 63-game errorless streak dating back to 8/2/90 ended on 7/31 ... allowed just two passed balls in 131.1 innings with knuckleball specialist Charlie Hough pitching ... made first career appearance in left field on 8/2 versus Baltimore ... ranked by *Baseball America* as the American League's Best Defensive Catcher.

**Major League Highlights:** Has thrown out 86 of 190 (45.3%) runners attempting to steal during his five-year career. **1990:** Threw out 17 of 34 would-be base stealers (50%) ... caught 64 games and committed just two errors in 329 total chances (.994) ... established career highs in at-bats, runs, total bases, doubles, home runs and walks ... sparked Sox victory on 8/30 at Minnesota with first career inside-the-park grand slam home run (second career grand slam) ... recorded first career four-hit game on 7/14 at New York ... hit .333 in May. **1989:** Enjoyed most productive year of major league career ... registered career highs with .264 average, 24 RBI, 48 hits and two triples ... appeared in 71 games and caught 57 ... threw out 20 of 43 (46.5%) would-be base stealers ... hit first career grand slam on 8/27 at Cleveland off John Farrell and recorded career-high five RBI ... over last 24 games hit .317 (20-63) with 10 RBI. **1988:** Opened the season at Class AAA Vancouver and was promoted to the Sox on 5/11 when catcher Carlton Fisk was disabled with a broken right hand ... made 37 starts behind the plate before being outrighted back to Vancouver in August following Fisk's return from the disabled list ... picked up five RBI in a two-game span on 5/29 at Toronto and on 5/31 at Detroit, including a three-run homer against the Tigers ... nailed 13 of 28 (46.4%) opposing base stealers. **1987:** Rookie was named Opening Day catcher and remained the regular backstop through mid-May ... after a slow start, was optioned to Class AAA Hawaii during the All-Star break on 7/15 ... spent remainder of the season with the Islanders ... threw out 10 of 15 (66.7%) runners attempting to steal, including a stretch of five in a row. **1986:** Made jump to big leagues from Class AA Birmingham to the White Sox on 8/16 and the next afternoon caught Steve Carlton's first AL win ... singled once in four trips, drove in a run and scored once in his major-league debut versus Milwaukee on 8/17 ... hit safely in three of his first four games, seven of his first nine and nine of his initial 13 ... socked first big-league homer on 8/27 in Chicago off Kansas City's Danny Jackson ... caught Joe Cowley's no-hitter at California on 9/1 ... hit safely in 10 of his last 16 games (14-42, .333) to raise his final batting average to .247.



**Minor League Highlights:** Has performed at all levels of the Sox organization since being the club's top pick in the 1982 June draft. **1988:** Made last appearance in minor league system with 39-game stint at Vancouver before promotion to major league club. **1986:** Enjoyed finest minor league season at Birmingham ... hit .282 with 20 home runs and 53 RBI. **1983:** Named to the Midwest League All-Star Team for his play at Class A Appleton. **1982:** Spent first season in professional baseball at Rookie Sarasota ... led squad with seven home runs and 32 RBI in 60 games.

**Miscellaneous/Personal:** Married Maureen O'Brien ... has one son John Patrick (3/13/89) ... helped lead Boone H.S. in Orlando, Fla. to a 1981 Florida State Championship in baseball ... sported a 9-1 pitching record as a senior in 1982 before being drafted as the Sox 14th overall selection in the June free agent draft ... signed by Chicago Bulls' Vice President Jerry Krause.

YEAR	CLUB	AVG	G	AB	R	H	TB	2B	3B	HR	RBI	SH	SF	HB	BB	SO	SB	CS	E
1982	Sarasota (GCL)	.262	60	214	34	56	83	6	0	7	32	1	2	1	29	73	5	3	12
1983	Appleton	.239	97	326	54	78	140	17	3	13	48	3	2	4	31	90	10	1	0
1984	Glens Falls	.215	88	260	37	56	106	9	1	13	39	1	0	1	25	102	3	1	11
	Denver	.221	31	86	7	19	26	1	0	2	10	1	3	1	8	25	1	0	2
1985	Glens Falls	.216	99	324	37	70	118	9	3	11	37	0	0	2	49	104	6	2	14
1986	Birmingham	.282	97	319	62	90	165	13	1	20	53	2	9	4	61	109	2	2	10
	WHITE SOX	.247	37	97	13	24	43	7	0	4	13	1	1	1	9	37	1	0	1
1987	WHITE SOX	.071	39	85	7	6	12	0	0	2	7	1	0	2	7	40	3	0	3
	Hawaii	.183	34	104	15	19	34	3	0	4	11	0	0	0	8	37	3	0	3
1988	Vancouver	.250	39	116	12	29	45	10	0	2	13	3	1	1	8	26	2	0	3
	WHITE SOX	.174	46	115	10	20	33	4	0	3	9	3	0	1	7	30	4	2	1
1989	WHITE SOX	.264	71	182	21	48	70	9	2	3	24	7	2	2	10	56	0	0	5
1990	WHITE SOX	.246	68	183	30	45	73	10	0	6	20	7	1	1	16	52	2	0	2
1991	WHITE SOX	.246	75	167	25	41	69	13	0	5	22	9	1	1	15	42	0	0	4
<b>A.L. TOTALS</b>		<b>.222</b>	<b>336</b>	<b>829</b>	<b>106</b>	<b>184</b>	<b>300</b>	<b>43</b>	<b>2</b>	<b>23</b>	<b>95</b>	<b>28</b>	<b>5</b>	<b>8</b>	<b>64</b>	<b>257</b>	<b>10</b>	<b>2</b>	<b>16</b>
<b>M.L. TOTALS</b>		<b>.222</b>	<b>336</b>	<b>829</b>	<b>106</b>	<b>184</b>	<b>300</b>	<b>43</b>	<b>2</b>	<b>23</b>	<b>95</b>	<b>28</b>	<b>5</b>	<b>8</b>	<b>64</b>	<b>257</b>	<b>10</b>	<b>2</b>	<b>16</b>

\*Led League

#### BATTER'S STATISTICAL BREAKDOWN

CLUB	AVG	G	AB	1991			AVG	G	AB	H	HR	RBI
				H	HR	RBI						
California	.200	5	10	2	0	0	.250	25	56	14	2	4
Kansas City	.000	4	6	0	0	1	.217	28	69	15	1	8
Minnesota	.200	3	5	1	0	1	.194	26	67	13	2	8
Oakland	.000	1	2	0	0	0	.327	18	52	17	2	4
Seattle	.286	3	7	2	0	0	.156	25	64	10	0	3
Texas	.154	5	13	2	0	2	.172	30	87	15	2	13
<b>vs. West</b>	<b>.163</b>	<b>21</b>	<b>43</b>	<b>7</b>	<b>0</b>	<b>4</b>	<b>.213</b>	<b>152</b>	<b>395</b>	<b>84</b>	<b>9</b>	<b>40</b>
Baltimore	.250	9	16	4	0	0	.149	24	47	7	1	4
Boston	.300	6	10	3	0	1	.302	22	43	13	1	4
Cleveland	.100	4	10	1	0	0	.152	20	46	7	2	7
Detroit	.400	9	25	10	2	4	.343	28	70	24	4	11
Milwaukee	.217	8	23	5	0	2	.215	23	65	14	1	8
New York	.250	9	20	6	1	4	.229	32	83	19	3	9
Toronto	.300	9	20	6	2	7	.200	35	80	16	2	12
<b>vs. East</b>	<b>.274</b>	<b>54</b>	<b>124</b>	<b>34</b>	<b>5</b>	<b>18</b>	<b>.230</b>	<b>184</b>	<b>434</b>	<b>100</b>	<b>14</b>	<b>55</b>
<b>1991 Totals/Lifetime</b>	<b>.246</b>	<b>75</b>	<b>167</b>	<b>41</b>	<b>5</b>	<b>22</b>	<b>.222</b>	<b>336</b>	<b>829</b>	<b>184</b>	<b>23</b>	<b>95</b>
Home	.235	40	81	19	0	7						
Road	.256	35	86	22	5	15						
1st Half	.289	21	38	11	0	3						
2nd Half	.233	54	129	30	5	19						
April	.364	12	22	8	0	2						
May	.188	8	16	3	0	1						
June	.000	0	0	0	0	0						
July	.300	17	40	12	2	9						
August	.224	20	49	11	3	6						
Sept-Oct	.175	16	40	7	0	4						

### Top Home Run Trios

Ron Kittle, Greg Luzinski and Carlton Fisk combined for 93 home runs in 1983, the most by any White Sox trio. Kittle hit 35 roundtrippers, Luzinski 32 and Fisk 26. In 1991, the top three sluggers combined for 73 home runs (Frank Thomas 32, Robin Ventura 23, Carlton Fisk and Dan Pasqua 18).

## DEREK LEE

# 52



**Given Name:** Derek Gerald Lee

**Position:** Outfielder

**Bats:** Left

**Throws:** Right

**Height:** 6-0

**Weight:** 195

**Opening Day Age:** 25

**Born:** July 28, 1966, Chicago, Ill.

**Resides:** Reston, Va.

**First Pro Contract:** White Sox, 1988. **Sox Acquisition:** Selected in 42nd round, June 1988 free agent draft. **Major League Service:** None. **Contract Status:** Signed through 1992.

**1991:** Split season at Class AA Birmingham and Class AAA Vancouver ... had overall batting average of .304 with 11 home runs and 60 RBI ... led Vancouver in batting average (.295), runs (54), doubles (28) and triples (5) ... batted .325 in 45 games at Birmingham ... led entire White Sox minor league system in runs (90), total bases (229) and doubles (38) ... was a member of the White Sox 40-man roster in spring training.

**Minor League Highlights:** **1990:** Made appearance in spring training with Sox as a non-roster invitee ... appeared in four games ... began season at Birmingham ... batted .255 in 126 games with 21 doubles, three triples and seven home runs ... his 75 RBI ranked third on the club ... scored 69 runs, recorded 71 walks and swiped 14 bases. **1989:** Spent entire season at Class A South Bend of Midwest League ... finished eighth in league with .286 batting average, fourth in total bases (199) and fourth in stolen bases (45) ... led South Bend in stolen bases, runs scored (89), home runs (11), slugging percentage (.444) and tied for team lead in triples (seven) ... helped power South Bend to the Midwest League Championship ... shared South Bend Player of the Year honors with infielder Cesar Bernhardt. **1988:** Enjoyed spectacular season in first year of pro ball ... played for Class A Utica of the New York-Penn League ... led NYPL in games (76), stolen bases (54) and on-base percentage (.450) ... finished second in league in batting average (.341), fourth in runs (51), tied for third in RBI (47) and second in walks (50) ... selected to New York-Penn League All-Star Team.

**Miscellaneous/Personal:** Single ... played collegiate baseball at the University of South Florida.

YEAR	CLUB	AVG	G	AB	R	H	TB	2B	3B	HR	RBI	SH	SF	HB	BB	SO	SB	CS	E
1988	Utica	.341	76	252	51	86	109	7	5	2	47	3	4	3	50	48	54	15	6
1989	South Bend	.286	125	448	89	128	199	24	7	11	48	4	2	9	87	83	45	26	8
1990	Birmingham	.255	126	411	69	105	153	21	3	7	75	3	5	6	71	93	14	10	9
1991	Birmingham	.325	45	154	36	50	79	10	2	5	16	0	1	6	46	23	9	7	1
	Vancouver	.295	87	319	54	94	150	28	5	6	44	3	1	2	35	62	4	2	7

## NORBERTO MARTIN

# 53



**Given Name:** Norberto Edonal Martin

**Position:** Infielder

**Bats:** Switch

**Throws:** Right

**Height:** 5-10

**Weight:** 164

**Opening Day Age:** 25

**Born:** December 10, 1966, Santo Domingo, D.R.

**Resides:** Hato Rey, Puerto Rico

**First Pro Contract:** White Sox. **Sox Acquisition:** Signed as free agent, March 27, 1984. **Major League Service:** None. **Contract Status:** Signed through 1992.

**1991:** Spent entire season at Class AAA Vancouver ... led White Sox minor league second baseman with a .278 batting average ... ranked third

on club with 11 stolen bases and fourth in hits with 94 ... was a member of the White Sox 40-man roster in spring training ... appeared in nine games playing both second base and shortstop.

**Minor League Highlights: 1990:** Played entire season at Vancouver after missing the entire 1989 season with an ankle injury ... batted .266 and collected 135 hits, which ranked second on the club ... cracked 20 doubles, four triples and three home runs while swiping 10 bases ... second baseman made 17 errors in 130 contests. **1988:** Spent season at Class A Tampa of the Florida State League ... batted .449 (35-78) during month of July which included a 16-game hitting streak ... finished with .258 batting average and a team-high 24 stolen bases. **1987:** Opened the season at Class A Charleston of the South Atlantic League where he posted a career-high batting average of .312 over 68 games ... promoted to Class A Peninsula of the Carolina League and appeared in 41 contests ... boasted 12-game hitting streak in August ... combined to swipe 25 bases at both stops. **1986:** Began season at Class A Appleton of the Midwest League ... batted .303 in nine games before separating shoulder ... spent remainder of season rehabilitating. **1984:** Made pro debut with Rookie Sarasota of the Gulf Coast League ... tied for fifth in GCL with 18 stolen bases ... batted .273 with 30 RBI in 56 contests.

**Miscellaneous/Personal:** Single.

YEAR	CLUB	AVG	G	AB	R	H	TB	2B	3B	HR	RBI	SH	SF	HB	BB	SO	SB	CS	E
1984	Sarasota (GCL)	.273	56	205	36	56	71	8	2	1	30	1	4	4	21	31	18	5	37
1985	Appleton	.198	30	96	15	19	21	2	0	0	5	3	0	0	9	23	2	2	12
	Niagra	.253	60	217	22	55	67	9	0	1	13	5	0	1	7	41	6	4	35
1986	Appleton	.303	9	33	4	10	12	2	0	0	2	0	0	0	2	5	1	0	6
	Sarasota (GCL)	.000	1	0	0	0	0	0	0	0	0	0	0	0	0	0	0	0	0
1987	Charleston	.312	68	250	44	78	109	14	1	5	35	4	3	4	17	40	14	4	25
	Peninsula	.259	41	162	21	42	53	6	1	1	16	0	4	1	18	19	11	6	15
1988	Tampa	.258	101	360	44	93	117	10	4	2	33	7	3	3	17	49	24	5	20
1989																			
1990	Vancouver	.266	130	508	77	35	72	20	4	3	45	8	6	5	27	63	10	7	17
1991	Vancouver	.278	93	338	39	94	103	9	0	0	20	10	2	3	21	38	11	7	16

## KIRK McCASKILL

# 26



**Given Name:** Kirk Edward McCaskill

**Position:** Pitcher

**Bats:** Right **Throws:** Right

**Height:** 6-1 **Weight:** 205

**Opening Day Age:** 30

**Born:** April 9, 1961, Kapuskasing, Ont., Can.

**Resides:** Corona del Mar, Calif.

**First Pro Contract:** California Angels, selected in the fourth round, June 1982 free agent draft. **Sox**

**Acquisition:** Signed as a free agent, December 28, 1991. **Major League**

**Service:** Six years, 159 days. **Contract Status:** Signed through 1994.

**1991:** Reached double figures for the fifth time in seven seasons with 10 wins ... longest winning streak was four (5/19-6/5) ... struck out season-high eight on 6/30 versus Texas ... posted a 2.84 ERA (10 ER/31.2 IP) over first five starts ... was 6-5 with a 3.44 ERA through 6/5 (11 starts) before losing eight of next nine decisions ... lost lone complete game effort at Boston on 6/16 ... pitched into the seventh inning or later 14 times ... twice tossed three-hit 8.0-inning scoreless starts (7/15 versus Baltimore and 8/24 versus Boston) ... was 7-10 with a 4.13 ERA in the first half before falling to 3-9 with a 4.42 ERA in the second half ... Angels scored 35 runs in his major-league leading 19 losses and were shut out four times ... while he was on the mound, Angels scored just 17 runs and failed to score eight times ... in 14 of the 19 setbacks, Angels were limited to two runs or less.

**Major League Highlights:** Ranks fifth on California's all-time list with 78 victories, tied for fourth in starts (189), eighth in strikeouts (714) and sixth in innings (1221.0) and tied for seventh in shutouts (11). **1990:** Ranked

10th in the American League with a 3.25 ERA ... Angels scored just nine runs in his 11 losses ... became the first pitcher in major league history to surrender back-to-back home runs to a father/son combination (Ken Griffey, Sr. & Ken Griffey, Jr.) ... recorded 600th career strikeout against Toronto's Manny Lee on 7/12 ... worked into the seventh inning or later 13 times ... California was 15-14 in games he started ... following start on 6/9, tests revealed a spur in his elbow ... McCaskill by-passed surgery to finish the season ... on 10/4, Dr. Lewis Yocum, the Angels' orthopedic surgeon, performed surgery on elbow to remove "loose pieces" and trim spurting in the elbow. **1989:** Reached the 200-inning level for the second time in his career with 212.0 ... tied Bret Saberhagen for second in the AL in shutouts with four ... tossed second career one-hitter on 4/28 versus Toronto ... lone hit was a pinch-double by Nelson Liriano to open ninth inning ... career-best 2.93 ERA ... held opponents to two runs or less 16 times in 32 starts ... had streak of 88.0 consecutive innings without a home run broken on 5/4 by Junior Felix. **1988:** Started 23 games prior to 8/18 before going on the disabled list (retroactive to 8/9) with radial nerve irritation in the right arm ... injury was not related to bones spur in right elbow that cut short 1987 season ... won six straight from 6/16-7/25. **1987:** Tossed just 21.0 innings before being sidelined with bone chips in right elbow ... prior to being disabled, hurled shutout at Seattle on 4/15 ... left game on 4/20 after experiencing discomfort in right elbow ... placed on 21-day disabled list four days later and underwent surgery by Dr. Yocum on 4/27 ... reactivated on 7/11 and made first appearance the same day in relief ... followed relief stint with 10 starts, going 2-6 with a 6.88 ERA ... made final start and outing on 9/4 at New York and was removed after three innings with discomfort in right shoulder. **1986:** Posted 17-10 record in his sophomore season ... threw two two-hitters and a one-hitter during season ... allowed just one hit (a third-inning home run by Steve Buechele) on 6/25 at Texas ... struck out nine or more 10 times and fanned nine batters in three consecutive starts (5/14-25). **1985:** Opened season with Edmonton, recalled on 4/30 ... made major league debut on 5/1 versus Toronto, losing 6-3 ... registered first major league win on 6/10 versus Texas with complete game.

**Minor League Highlights:** **1984:** Fired minor-league high 143.0 innings at Class AAA Edmonton, finishing with a 7-11 mark ... tied for second on the staff with 22 starts and struck out team-high 75 as the Trappers captured the Pacific Coast League title. **1983:** Was 6-5 with a 2.33 ERA and 100 strikeouts in 108.0 innings for Class A Redwood prior to assignment with Class AA Nashua. **1982:** Helped Rookie Salem to Northwest League Championship.

**Miscellaneous/Personal:** Married to Dana Metzger ... has son Riley (5/16/90) ... was an all-America hockey performer at the University of Vermont, where he made the Dean's List while studying Sociology ... captain of the Vermont hockey team ... was first collegian chosen in the National Hockey League's 1981 draft by the Winnipeg Jets (fourth round) ... was runner-up for the Hobey Baker Award (Heisman Trophy of college hockey) in 1981 ... son of former pro hockey player Ted McCaskill ... initially signed contract with California but also signed four-year pact with the Jets ... gave up professional hockey in the spring of 1984.

YEAR	CLUB	W-L	PCT.	ERA	G	GS	CG	SHO	SV	IP	H	R	ER	HR	HB	BB-I	SO	WP	BK
1982	Salem	5-5	.500	4.27	11	11	1	0	0	71.1	63	43	34	6	5	53-1	87	6	0
1983	Nashua	4-6	.333	4.45	13	13	3	0	0	87.0	90	47	43	8	3	43-3	63	5	2
	Redwood	6-5	.545	2.33	16	15	4	0	0	100.0	78	39	28	5	2	60-1	100	3	0
1984	Edmonton	7-11	.389	5.73	24	22	2	0	0	143.0	162	104	91	18	1	74-1	75	1	3
1985	Edmonton	1-1	.500	2.04	3	3	0	0	0	17.2	17	7	4	1	0	6-2	18	0	0
	CALIFORNIA	12-12	.500	4.70	30	29	6	1	0	189.2	189	105	99	23	4	84-1	102	5	0
1986	CALIFORNIA	17-10	.630	3.36	34	33	10	2	0	246.1	207	98	92	19	5	92-1	202	10	2
1987	Palm Springs	2-0	1.000	0.00	2	2	0	0	0	10.0	4	1	0	0	0	3-0	7	0	0
	Edmonton	11-0	1.000	3.00	1	1	0	0	0	6.0	3	2	2	0	0	4-0	4	0	0
	CALIFORNIA	4-6	.400	5.67	14	13	1	1	0	74.2	84	52	47	14	2	34-0	56	1	0
1988	CALIFORNIA	8-6	.571	4.31	23	23	4	2	0	146.1	155	79	70	9	1	61-3	98	13	2
1989	CALIFORNIA	15-10	.600	2.93	32	32	6	4	0	212.0	202	73	69	16	3	59-1	107	7	2
1990	CALIFORNIA	12-11	.522	3.25	29	29	2	1	0	174.1	161	77	63	9	2	72-1	78	6	1
1991	CALIFORNIA	10-19	.345	4.26	30	30	1	0	0	177.2	193	93	84	19	3	66-1	71	6	0
A.L. TOTALS		76-74	.513	3.86	192	189	30	11	0	1221.0	1191	576	524	109	20	448-8	714	48	7
M.L. TOTALS		78-74	.513	3.86	192	189	30	11	0	1221.0	1191	576	524	109	20	448-8	714	48	7

## ALCS RECORD

YEAR	CLUB	G	W-L	PCT	ERA	IP	H	ER	BB	SO
1986	Cal. vs. Bos.	2	0-2	.000	7.71	9.1	16	8	5	7

## PITCHER'S STATISTICAL BREAKDOWN

CLUB	ERA	W-L	SV	1991			CAREER						
				IP	ER	SO	ERA	W-L	SV	IP	ER	SO	
California													
Kansas City	6.88	1-2	0	17.0	13	8	6.22	4-6	0	63.2	44	33	
Minnesota	2.77	2-0	0	13.0	4	5	3.07	8-2	0	85.0	29	44	
Oakland	5.63	0-3	0	16.0	10	8	3.90	7-7	0	110.2	48	77	
Seattle	7.04	1-2	0	15.1	12	5	4.71	6-8	0	122.1	64	58	
Texas	1.29	0-1	0	7.0	1	8	2.24	9-7	0	120.1	30	92	
vs. West	*5.02	*5-8	0	*75.1	*42	*34	*3.95	*40-36	0	*588.1	*258	*350	
Baltimore	2.77	1-2	0	26.0	8	10	3.54	6-6	0	114.1	45	64	
Boston	1.86	2-2	0	29.0	6	12	2.85	8-6	0	110.1	35	56	
Cleveland	3.21	1-1	0	14.0	5	5	2.74	8-3	0	102.0	31	61	
Detroit	9.00	0-1	0	5.0	5	0	4.03	4-4	0	82.2	37	41	
Milwaukee	5.59	0-2	0	7.1	7	1	5.23	4-6	0	63.2	37	45	
New York	7.07	0-3	0	14.0	11	3	5.52	2-7	0	82.0	38	38	
Toronto	0.00	1-0	0	7.0	0	6	3.96	6-6	0	97.2	43	59	
vs. East	3.69	5-11	0	102.1	42	37	3.78	38-38	0	632.2	266	364	
1991 Totals/Lifetime	4.26	10-19	0	177.2	84	71	3.86	78-74	0	1221.0	524	714	
Home	4.08	4-10	0	92.2	42	38							
Road	4.45	6-9	0	85.0	42	33							
1st Half	4.13	7-10	0	100.1	46	44							
2nd Half	4.42	3-9	0	77.1	38	27							
April	2.84	2-2	0	25.1	8	12							
May	4.09	3-3	0	33.0	15	12							
June	3.76	2-4	0	38.1	16	20							
July	4.19	1-4	0	38.2	18	12							
August	6.23	2-4	0	30.1	21	8							
Sept-Oct	4.50	0-2	0	12.0	6	7							

\*Includes totals vs. the White Sox

## JACK McDOWELL

# 29



**Given Name:** Jack Burns McDowell

**Position:** Pitcher

**Bats:** Right

**Throws:** Right

**Height:** 6-5

**Weight:** 180

**Opening Day Age:** 26

**Born:** January 16, 1966, Van Nuys, Calif.

**Resides:** Chicago, Ill.

**First Pro Contract:** White Sox. **Sox Acquisition:**

Selected in first round (fifth overall), June 1987 free agent draft.

**Major League Service:** Three years, 22 days. **Contract Status:** Signed through 1992.

**1991:** Led White Sox pitching staff in victories (17), starts (35), complete games (15), innings (253.2) and strikeouts (191) ... led the American League in complete games and tied for the lead in starts ... was second in innings, tied for second in shutouts (three), fourth in strikeouts, tied for fifth in opponents batting average (.228) and strikeouts per nine innings (6.8) and tied for eighth in wins ... has won 31 games over the past two seasons ... was first Sox pitcher to lead AL in complete games since Billy Pierce with 19 in 1958 ... pitched 7.0 or more innings in 25 of 35 starts with quality outings in 26 ... 63 of 98 career starts have been quality outings (64.3%) ... pitched at least 7.0 innings in 11 consecutive starts 6/4-7/29, tying Charlie Hough (5/11-7/3) for the team's longest streak ... registered a one-hit victory on 7/14 at Milwaukee, allowing only a lead-off home run to Paul Molitor ... struck out career-high 10 on three occasions (4/8 at Baltimore, 4/13 at Detroit and 8/29 at Cleveland) ... was 4-1 in April (2.97 ERA), June (2.01) and July (2.59) ... established personal bests in wins, ERA, starts, innings and strikeouts in 1991 ... 17 wins was the most by a Sox pitcher since Britt Burns tallied 18 in 1985 ... became the first Sox pitcher since Neil Allen in 1986 to toss back-to-back shutouts (9/13 at California and 9/18 vs. Oakland) ... ranked No. 1 defensively among AL pitchers ... did not make an error in 51 total chances.

**Major League Highlights:** One of five No. 1 draft choices on Sox roster in 1992 ... did not allow a run in his first 13.1 major league innings. **1990:** Made impressive return to the big leagues after an injury-plagued 1989

season ... left spring training as the Sox' fifth starter but a second-half surge brought him near the forefront of the staff ... became first Sox hurler to win six consecutive games (8/5-9/4) since LaMarr Hoyt, Richard Dotson and Floyd Bannister in 1983 ... had 2.22 ERA over 48.2 innings during the winning streak ... matched Greg Hibbard for staff lead in victories with 14 ... led club with four complete games and 165 strikeouts ... had 9-5 ledger after All-Star break ... posted career-high 10 strikeouts on 7/21 at Baltimore and on 9/14 versus Boston ... compiled 9-3 record with 3.17 ERA versus Western Division opponents ... tossed three-hitter on 8/20 versus Oakland as Sox won 11-1. **1988:** Rookie struggled in his first full big-league season but finished with a respectable 3.97 ERA ... record stood at 5-10 before a strained right hip muscle ended his season 8/31 ... became part of history on 4/29 when he lost a 9-0 verdict to Baltimore at Comiskey Park, where the Orioles snapped a major league record 21-game season-opening losing streak ... first big-league complete game came in a 6-2 loss at Cleveland on 5/17 ... four times he held opponents to one run or less for 8.0 innings or more and was not part of the decision ... blanked Milwaukee on just six hits for 9.0 innings in Sox 1-0, 10-inning win on 6/10 at Chicago ... shut out Seattle on only six hits for 8.0 innings in Sox 1-0, 11-inning success on 7/26 at Comiskey Park. **1987:** Posted 3-0 record and 1.93 ERA in four September starts with the White Sox ... made major-league debut on 9/15 versus the eventual World Series Champion Minnesota Twins ... blanked the Twins on four hits through 7.0 innings and earned a 6-2 victory ... followed that effort with another strong outing in a 5-3 win versus Seattle on 9/20... third outing was even more impressive but he did not get a decision in Sox 2-1, 10-inning win at Oakland on 9/25 ... hurled 7.0 shutout innings and allowed the Athletics just a pair of harmless singles ... struck out seven and walked three.

**Minor League Highlights: 1989:** Opened the season with Class AAA Vancouver of the Pacific Coast League ... went to Rookie Sarasota of the Gulf Coast League on 6/8 for rehabilitation of hip problem ... had 2-0 record with 0.75 ERA in four games before returning to the Canadians on 7/13 ... owned 5-6 mark over 16 starts at Vancouver. **1987:** Broke into professional baseball in August at Rookie Sarasota after coming to contract terms with the White Sox ... was 0-1 in two games (one start) in his brief stay at Sarasota ... promoted to Class AA Birmingham on 8/13 where he played a role in the Barons' Southern League title run ... was starting and winning pitcher in Birmingham's first-round playoff game against Huntsville, a 15-2 decision.

**Miscellaneous/Personal:** Single ... received national acclaim after leading Stanford University to the 1987 College World Series title ... earned the victory in the championship game against Oklahoma State on 6/7 ... in his third year at Stanford owned a 13-5 record ... three-year Stanford career record, including two trips to the CWS, was 35-13 with a 3.58 ERA ... struck out 337 batters in 392.2 innings for a ratio of 7.7 K's per 9.0 innings pitched ... two-time Pacific-10 All-Conference selection ... holds Stanford's career strikeout record of 337, breaking four-year mark of 315 set by Baltimore's Jeff Ballard ... a native of Van Nuys, Calif., McDowell graduated from Notre Dame High in his hometown ... moonlights as progressive rock recording artist ... together with Sox left-hander Wayne Edwards and St. Louis Cardinals minor league pitcher Lee Plemel, form the musical group V.I.E.W. ... released first album *Extendagenda* during the 1990 season. ... toured the United States with V.I.E.W. in winter of 1991 as opening act for The Smithereens.

YEAR	CLUB	W-L	PCT.	ERA	G	GS	CG	SHO	SV	IP	H	R	ER	HR	HB	BB-I	SO	WP	BK
1987	Sarasota (GCL)	0-1	.000	2.57	2	1	0	0	0	7.0	4	3	2	0	1	1-0	12	0	0
	Birmingham	1-2	.333	7.84	4	4	1	1	0	20.2	19	20	18	5	1	8-0	17	3	1
	WHITE SOX	3-0	1.000	1.93	4	4	0	0	0	28.0	16	6	6	1	2	6-0	15	0	0
1988	WHITE SOX	5-10	.333	3.97	26	26	1	0	0	158.2	147	85	70	12	7	68-5	84	11	1
1989	Vancouver	5-6	.455	6.13	16	16	1	0	0	86.2	97	60	59	6	3	50-0	66	2	1
	Sarasota (GCL)	2-0	1.000	0.75	4	4	0	0	0	24.0	19	2	2	0	1	4-0	25	2	0
1990	WHITE SOX	14-9	.609	3.82	33	33	4	0	0	205.0	189	93	87	20	7	77-0	165	7	1
1991	WHITE SOX	17-10	.630	3.41	35	35	15	3	0	253.2	212	97	96	19	4	82-2	191	10	1
<b>A.L. TOTALS</b>		<b>39-29</b>	<b>.574</b>	<b>3.61</b>	<b>98</b>	<b>98</b>	<b>20</b>	<b>3</b>	<b>0</b>	<b>645.1</b>	<b>564</b>	<b>281</b>	<b>259</b>	<b>52</b>	<b>20</b>	<b>233-7</b>	<b>455</b>	<b>28</b>	<b>3</b>
<b>M.L. TOTALS</b>		<b>39-29</b>	<b>.574</b>	<b>3.61</b>	<b>98</b>	<b>98</b>	<b>20</b>	<b>3</b>	<b>0</b>	<b>645.1</b>	<b>564</b>	<b>281</b>	<b>259</b>	<b>52</b>	<b>20</b>	<b>233-7</b>	<b>455</b>	<b>28</b>	<b>3</b>
*Led League.		@Tied for League Lead																	



## ALL-STAR GAME RECORD

YEAR	CLUB, SITE	POS	W-L	PCT	ERA	IP	H	ER	BB	SO
1991	A.L., Toronto	P	0-0	.000	0.00	2.0	0	0	1	0
<b>A.S.G. TOTALS</b>		<b>P</b>	<b>0-0</b>	<b>.000</b>	<b>0.00</b>	<b>2.0</b>	<b>0</b>	<b>0</b>	<b>1</b>	<b>0</b>

## PITCHER'S STATISTICAL BREAKDOWN

CLUB	ERA	W-L	SV	1991			CAREER					
				IP	ER	SO	ERA	W-L	SV	IP	ER	SO
California	4.20	1-1	0	15.0	7	12	4.61	2-3	0	56.2	29	35
Kansas City	4.64	2-1	0	21.1	11	13	3.88	3-1	0	42.0	18	23
Minnesota	4.74	1-2	0	24.2	13	13	3.89	4-4	0	66.1	25	35
Oakland	1.80	1-0	0	15.0	3	11	2.88	4-1	0	59.1	19	48
Seattle	1.93	1-0	0	14.0	3	9	1.79	4-0	0	45.1	9	32
Texas	3.14	0-0	0	14.1	5	15	4.38	3-0	0	39.0	19	35
<b>vs. West</b>	<b>3.62</b>	<b>6-4</b>	<b>0</b>	<b>104.1</b>	<b>42</b>	<b>73</b>	<b>3.47</b>	<b>20-9</b>	<b>0</b>	<b>308.2</b>	<b>119</b>	<b>206</b>
Baltimore	4.50	2-1	0	26.0	13	26	3.78	3-3	0	52.1	22	51
Boston	4.61	0-1	0	13.2	7	10	4.12	2-4	0	39.1	18	29
Cleveland	1.73	2-1	0	26.0	5	24	3.82	2-3	0	45.1	15	34
Detroit	5.40	1-1	0	11.2	7	10	5.74	1-4	0	42.1	27	33
Milwaukee	1.80	3-0	0	25.0	5	15	2.22	5-0	0	56.2	14	28
New York	2.55	2-1	0	24.2	7	14	3.31	3-3	0	54.1	20	40
Toronto	4.03	1-1	0	22.1	10	19	4.66	3-3	0	46.1	24	32
<b>vs. East</b>	<b>3.25</b>	<b>11-6</b>	<b>0</b>	<b>149.1</b>	<b>54</b>	<b>118</b>	<b>3.74</b>	<b>19-20</b>	<b>0</b>	<b>336.2</b>	<b>140</b>	<b>247</b>
<b>1991 Totals/Lifetime</b>	<b>3.41</b>	<b>17-10</b>	<b>0</b>	<b>253.2</b>	<b>96</b>	<b>191</b>	<b>3.61</b>	<b>39-29</b>	<b>0</b>	<b>645.1</b>	<b>259</b>	<b>455</b>
Home	3.89	10-6	0	136.2	60	101						
Road	2.82	7-4	0	115.0	36	90						
1st Half	3.20	10-4	0	132.1	47	100						
2nd Half	3.63	7-6	0	121.1	49	91						
April	2.97	4-1	0	36.1	12	31						
May	5.08	1-2	0	39.0	22	32						
June	2.01	4-1	0	49.1	11	33						
July	2.59	4-1	0	41.2	12	28						
August	3.98	2-3	0	43.0	19	35						
Sept-Oct	4.08	2-2	0	44.1	20	34						

## MATT MERULLO

# 5

**Given Name:** Matthew Bates Merullo**Position:** Catcher**Bats:** Left**Throws:** Right**Height:** 6-2**Weight:** 200**Opening Day Age:** 26**Born:** August 4, 1965, Ridgefield, Conn.**Resides:** Ridgefield, Conn.**First Pro Contract:** White Sox. **Sox Acquisition:**Selected in seventh round, June 1986 free agent draft. **Major League****Service:** One year, 51 days. **Contract Status:** Signed through 1992.

**1991:** Led club with two home runs and eight RBI as a pinch hitter ... appeared in 80 contests, with 13 starts at catcher, 10 at first base and three at designated hitter ... batted .262 (22-84) in games started ... batted .357 during September and October ... averaged one home run every 28.0 at-bats which ranked fifth on club ... led AL in pinch-hit at-bats ... launched game-tying, pinch-hit home run off Jeff Reardon with two outs in the ninth inning on 5/13 at Boston ... collected game-winning pinch-hit on 6/2 versus Oakland ... batted .313 (20-64) in day games ... was optioned to Class AA Birmingham on 8/7 and recalled on 8/17 ... batted .333 (17-51) with seven runs scored, four doubles, one home run and nine RBI in 16 spring training games.

**Major League Highlights:** **1989:** Began season at Class AAA Vancouver ... contract purchased by White Sox on 4/11 when Carlton Fisk broke his right hand ... made major-league debut on 4/12 ... caught three innings and was hitless in one at-bat ... recorded first major-league hit on 4/14, Opening Day at Comiskey Park, with a single off Oakland's Dave Stewart ... also recorded first home run that day with a solo shot in the ninth off Rick Honeycutt ... batted .222 in 31 games with the White Sox ... belted one home run and eight RBI ... optioned to Birmingham on 5/31 when Carlton Fisk came off the disabled list.

**Minor League Highlights: 1990:** Batted .291 with eight home runs and 50 RBI in 102 games at Class AA Birmingham ... hit .353 after the All-Star break and posted a .422 on-base percentage in the second half ... tied for second on club with 26 doubles. **1989:** Played in 33 games at Birmingham ... batted .294 with three homers and 23 RBI. **1988:** Spent entire season at Birmingham ... batted .261 with 117 hits in 449 at-bats and 125 games ... had 26 doubles, six home runs and 60 runs batted in. **1987:** Split second professional season at Class A Daytona Beach of the Florida State League and Birmingham ... batted .260 in 70 games at Daytona Beach with four home runs and 47 RBI ... spent last half of campaign at Southern League Champion Birmingham ... owned a .269 batting average, two home runs and 17 RBI. **1986:** Started pro career at Class A Peninsula of the Carolina League following the June draft ... hit .303 with three homers and 35 RBI in 64 games for the Sox.

**Miscellaneous/Personal:** Married Christine Griffin ... was selected all-state in football and baseball at Fairfield (Conn.) Prep School in 1983 and attended the University of North Carolina at Chapel Hill ... college teammate of Milwaukee's B.J. Surhoff, Oakland's Walt Weiss and Cincinnati's Scott Bankhead ... played for the United States National Team in the summer of 1985 and cracked a pinch-hit grand slam in the ninth inning to beat Japan.

YEAR	CLUB	AVG	G	AB	R	H	TB	2B	3B	HR	RBI	SH	SF	HB	BB	SO	SB	CS	E
1986	Peninsula	.303	64	208	21	63	88	12	2	3	35	0	3	1	19	16	1	0	6
1987	Daytona Beach	.260	70	250	26	65	100	11	6	4	47	0	6	0	20	18	1	1	6
	Birmingham	.269	48	171	13	46	59	7	0	2	17	0	0	0	6	20	1	0	8
1988	Birmingham	.261	125	449	58	117	161	26	0	6	60	1	3	3	40	59	3	2	14
1989	Birmingham	.294	33	119	19	35	50	6	0	3	23	2	3	0	16	15	0	1	1
	Vancouver	.222	3	9	0	2	3	1	0	0	2	1	0	0	2	1	0	0	1
	WHITE SOX	.222	31	81	5	18	22	1	0	1	8	2	1	0	6	14	0	1	3
1990	Birmingham	.291	102	378	57	110	167	26	1	8	50	3	2	3	34	49	2	4	24
1991	WHITE SOX	.229	80	140	8	32	48	1	0	5	21	1	4	0	9	18	0	0	2
	Birmingham	.214	8	28	5	6	12	0	0	2	3	0	0	0	2	4	0	0	1
<b>A.L. TOTALS</b>		<b>.226</b>	<b>111</b>	<b>221</b>	<b>13</b>	<b>50</b>	<b>70</b>	<b>2</b>	<b>0</b>	<b>6</b>	<b>29</b>	<b>3</b>	<b>5</b>	<b>0</b>	<b>15</b>	<b>32</b>	<b>0</b>	<b>1</b>	<b>5</b>
<b>M.L. TOTALS</b>		<b>.226</b>	<b>111</b>	<b>221</b>	<b>13</b>	<b>50</b>	<b>70</b>	<b>2</b>	<b>0</b>	<b>6</b>	<b>29</b>	<b>3</b>	<b>5</b>	<b>0</b>	<b>15</b>	<b>32</b>	<b>0</b>	<b>1</b>	<b>5</b>

#### BATTER'S STATISTICAL BREAKDOWN

CLUB	AVG	G	1991				CAREER					
			AB	H	HR	RBI	AVG	G	AB	H	HR	RBI
California	.266	5	7	2	0	1	.333	7	12	4	0	1
Kansas City	.316	8	19	6	0	3	.316	8	19	6	0	3
Minnesota	.250	9	20	5	1	3	.250	9	20	5	1	3
Oakland	.375	8	8	3	1	4	.316	11	19	6	2	6
Seattle	.308	9	13	4	1	2	.250	14	20	5	1	2
Texas	.133	6	15	2	0	1	.133	6	15	2	0	1
vs. West	.268	45	82	22	3	14	.267	55	105	28	4	16
Baltimore	.167	3	6	1	0	0	.250	8	24	6	0	0
Boston	.308	8	13	4	1	4	.071	13	27	5	1	6
Cleveland	.000	4	4	0	0	0	.000	4	4	0	0	0
Detroit	.000	4	5	0	0	0	.063	9	16	1	0	0
Milwaukee	.081	7	11	1	1	2	.375	9	19	4	1	3
New York	.143	4	7	1	0	1	.222	6	9	2	0	1
Toronto	.250	5	12	3	0	0	.235	7	17	4	0	1
vs. East	.172	35	58	10	2	7	.190	56	116	22	2	13
1991 totals/lifetime	.229	80	140	32	5	21	.226	111	221	50	6	29
Home	.225	44	80	18	1	11						
Road	.233	36	60	14	4	10						
1st Half	.248	51	101	25	3	15						
2nd Half	.179	29	39	7	2	6						
April	.214	7	14	3	1	3						
May	.321	18	28	9	2	5						
June	.261	19	46	12	0	7						
July	.111	16	27	3	0	2						
August	.000	9	11	0	0	0						
Sept.-Oct.	.357	11	14	5	2	4						

### Consecutive Double Figure Victories

Doc White owns the most consecutive seasons of double figure wins by a White Sox pitcher. White reached double figures nine consecutive seasons, from 1903-11. Ed Cicotte is second with eight (1913-1920).

# WARREN NEWSON

# 24



**Given Name:** Warren D. Newson

**Position:** Outfielder

**Bats:** Left

**Throws:** Left

**Height:** 5-7

**Weight:** 190

**Opening Day Age:** 27

**Born:** July 3, 1964, Newnan, Georgia

**Resides:** Newnan, Georgia

**First Pro Contract:** San Diego Padres, selected in fourth round, January 1986 free agent draft. **Sox Acquisition:** Obtained from San Diego with infielders Joey Cora and Kevin Garner in exchange for pitchers Adam Peterson and Steve Rosenberg, March 31, 1991. **Major League Service:** 131 days. **Contract Status:** Signed through 1992.

**1991:** Started 36 games (25 in right field and 11 in left field) and appeared in 71 contests after being promoted from Class AAA Vancouver on 5/28 ... batted .292 (7-24) in June, .333 (11-33) in July, .286 (12-42) in August and .310 (9-29) in September and October ... started 12 games in August and hit three home runs ... batted .340 (16-47) in day games and .304 (38-125) versus right-handers ... had three multihit games and three multiRBI contests ... registered first major league home run and notched career highs of four RBI and four walks on 7/14 at Milwaukee ... recorded 21 RBI in his last 53 games and hit in 22 of 36 starts ... had eight hits in 22 pinch-hit at-bats (.364) with five RBI ... hit game-winning, two-run double off Dennis Eckersley as a pinch hitter on 9/10 at Oakland.

**Minor League Highlights:** Has a lifetime batting average of .305 in the minor leagues with 70 home runs, 329 RBI and 461 walks. **1990:** Batted .304 with 13 home runs and 58 RBI at Class AAA Las Vegas of the Pacific Coast League ... collected 20 doubles, 13 stolen bases and led Stars with 83 walks. **1989:** Led the Texas League with 103 walks while at Class AA Wichita ... batted .304 with 18 home runs, 70 RBI and 20 stolen bases. **1988:** Posted career bests in home runs (22), RBI (91), walks (107) and stolen bases (36) at Class A Riverside. **1987:** Split time between Class A Charleston and Reno ... had .329 batting average overall with 13 home runs 60 RBI. **1986:** Made professional debut with Class A Spokane of the Northwest League.

**Miscellaneous/Personal:** Married Tina Collier ... has one son, Cameron (10/19/91) ... played baseball at Middle Georgia Junior College ... was named Junior College Player of the Year in Georgia ... played in one football game at the University of Georgia in his freshman year before transferring ... was an all-state running back at Newnan High School.

YEAR	CLUB	AVG	G	AB	R	H	TB	2B	3B	HR	RBI	SH	SF	HB	BB	SO	SB	CS	E
1986	Spokane	.233	54	159	29	37	53	8	1	2	31	1	1	0	47	37	3	1	3
1987	Charleston	.346	58	191	50	66	103	12	2	7	32	2	1	0	52	35	13	7	2
	Reno	.309	51	165	44	51	116	7	2	6	28	2	1	0	39	34	2	6	8
1988	Riverside	.297	130	438	98	130	233	23	7	22	91	0	3	0	107	102	36	19	11
1989	Wichita	.304	128	427	94	130	216	20	6	16	70	1	5	0	103	99	20	9	5
1990	Las Vegas	.304	123	404	80	123	188	20	3	13	58	1	4	0	83	110	13	5	10
1991	Vancouver	.369	33	111	19	41	61	12	1	2	19	0	2	0	30	26	5	4	0
	WHITE SOX	.295	71	132	20	39	56	5	0	4	25	0	0	0	28	34	2	2	2
<b>A.L. TOTALS</b>		<b>.295</b>	<b>71</b>	<b>132</b>	<b>20</b>	<b>39</b>	<b>56</b>	<b>5</b>	<b>0</b>	<b>4</b>	<b>25</b>	<b>0</b>	<b>0</b>	<b>0</b>	<b>28</b>	<b>34</b>	<b>2</b>	<b>2</b>	<b>2</b>
<b>M.L. TOTALS</b>		<b>.295</b>	<b>71</b>	<b>132</b>	<b>20</b>	<b>39</b>	<b>56</b>	<b>5</b>	<b>0</b>	<b>4</b>	<b>25</b>	<b>0</b>	<b>0</b>	<b>0</b>	<b>28</b>	<b>34</b>	<b>2</b>	<b>2</b>	<b>2</b>

# BATTER'S STATISTICAL BREAKDOWN

CLUB	AVG	G	AB	1991			AVG	G	AB	CAREER		
				H	HR	RBI				H	HR	RBI
California	.111	7	9	1	0	1	.111	7	9	1	0	1
Kansas City	.375	4	8	3	0	1	.375	4	8	3	0	1
Minnesota	.375	8	16	6	0	3	.375	8	16	6	0	3
Oakland	.250	6	8	2	0	3	.250	6	8	2	0	3
Seattle	.182	8	11	2	0	1	.182	8	11	2	0	1
Texas	.500	7	14	7	0	3	.500	7	14	7	0	3
vs. West	.318	40	66	21	0	12	.318	40	66	21	0	12
Baltimore	.308	5	13	4	1	1	.308	5	13	4	1	1
Boston	.286	5	14	4	0	1	.286	5	14	4	0	1
Cleveland	.091	6	11	1	0	0	.091	6	11	1	0	0
Detroit	.273	5	11	3	1	1	.273	5	11	3	1	1
Milwaukee	.333	6	12	4	1	9	.333	6	12	4	1	9
New York	.500	3	4	2	1	1	.500	3	4	2	1	1
Toronto	.000	1	1	0	0	0	.000	1	1	0	0	0
vs. East	.273	31	66	18	4	13	.273	31	66	18	4	13
1991 totals/lifetime	.295	71	132	39	4	25	.295	71	132	39	4	25
Home	.279	35	68	19	1	13						
Road	.313	26	64	20	3	12						
1st Half	.294	22	34	10	0	6						
2nd Half	.296	49	98	29	4	19						
April	.000	0	0	0	0	0						
May	.000	3	4	0	0	1						
June	.292	14	24	7	0	3						
July	.333	17	33	11	1	12						
August	.286	19	42	12	3	4						
Sept.-Oct.	.310	18	29	9	0	5						

## DONN PALL

# 22



**Given Name:** Donn Steven Pall

**Position:** Pitcher

**Bats:** Right

**Throws:** Right

**Height:** 6-1

**Weight:** 183

**Opening Day Age:** 30

**Born:** January 11, 1962, Chicago, Ill.

**Resides:** Wheeling, Ill.

**First Pro Contract:** White Sox. **Sox Acquisition:**

Selected in 23rd round, June 1985 free agent draft. **Major League**

**Service:** Three years, 63 days. **Contract Status:** Signed through 1992.

**1991:** Recorded career-best 2.41 ERA ... registered 12 holds ... had 2.17 ERA (9 ER/37.1 IP) over last 18 appearances of season (7/31-10/6) ... limited left-handers to a .189 batting average ... opened campaign with 13.2-inning scoreless streak that was snapped on 5/15 at Boston ... owned a 1.17 ERA (4 ER/30.2 IP) at the All-Star break ... seven relief wins matched club high (Bobby Thigpen and Melido Perez) ... tossed career-high 5.0 innings to earn victory on 8/31 versus Cleveland ... set Sox season high with four consecutive strikeouts and recorded a career high with five on 8/3 versus Baltimore ... posted a 12.0-inning scoreless streak (9/6-10/3) ... struck out 24 over last 34.2 innings ... only 13 of 48 (27.1%) inherited runners scored ... unscored upon in 39 of 51 appearances.

**Major League Highlights: 1990:** Ranked fourth on staff with 56 appearances ... teamed with Barry Jones as right-handed set-up man ... recorded bullpen's longest scoreless streak (14.0 innings, 5/15-6/7) ... allowed just 16 of 58 inherited runners to score ... registered two saves and 11 holds ... logged 3-2 mark with 1.69 ERA on the road ... right-handed hitters batted just .197 against him ... finished season with 3-5 record and 3.32 ERA. **1989:** One of five non-roster invitees to make big-league club ... opened season with two consecutive saves (on 4/4 and on 4/6 at California ... notched first major-league win on 4/27 at Boston ... recorded team's longest consecutive scoreless streak (17.2 innings, 6/27-7/25) ... matched career high with four strikeouts on three occasions ... placed on disabled list on 5/19 with sore right elbow ... missed 14 games ... sent to South Bend for rehabilitation assignment ... returned to majors on 6/3 ... finished year with 4-5 ledger and a 3.31 ERA. **1988:** Made major-league debut on 8/1 versus Oakland ... opened campaign with Class AAA

Vancouver ... pitched 28.2 innings in 17 games with the White Sox after recall ... closed season with 0-2 record and 3.45 ERA.

**Minor League Highlights: 1988:** Ranked third in Pacific Coast League with 10 saves before recall on 7/31 ... owned 5-2 ledger with 2.23 ERA and pitched two-thirds of an inning at the Class AAA All-Star Game. **1987:** Posted 8-11 mark with Class AA Birmingham, including a team-leading 139 strikeouts ... made 23 starts and seven relief appearances. **1986:** Promoted to Birmingham after impressive start with Class A Appleton ... posted a 5-5 record with a 2.31 ERA with the Foxes before joining the Barons ... used as a starter and reliever for Birmingham compiling a 3-4 record. **1985:** Spent first season of pro ball at Rookie Sarasota ... led all Gulf Coast League pitchers in innings pitched (86.0), tied for the lead in wins (seven), complete games (four), shutouts (two), and finished in a tie for sixth in the league with a 1.67 ERA.

**Miscellaneous/Personal:** Married Katie Manhard ... is a 1980 graduate of Evergreen Park (Ill.) High School and a 1985 graduate of the University of Illinois.

YEAR	CLUB	W-L	PCT.	ERA	G	GS	CG	SHO	SV	IP	H	R	ER	HR	HB	BB-I	SO	WP	BK	
1985	Sarasota (GCL)	7-5	.583	1.67	13	13	6	4	2	0	86.0	68	34	16	2	2	10-0	63	3	3
1986	Appleton	5-5	.500	2.31	11	11	3	1	0	78.0	71	29	20	2	4	14-1	51	4	0	
	Birmingham	3-4	.429	4.44	21	9	0	0	1	73.0	77	36	36	9	2	27-3	41	5	2	
1987	Birmingham	8-11	.421	4.27	30	23	3	0	0	158.0	173	100	75	18	8	63-4	139	9	0	
1988	Vancouver	5-2	.714	2.23	44	0	0	0	10	72.2	61	21	18	2	3	20-2	41	2	1	
	WHITE SOX	0-2	.000	3.45	17	0	0	0	0	28.2	39	11	11	1	0	8-1	16	1	0	
1989	South Bend	0-0	.000	0.00	2	0	0	0	0	3.1	1	0	0	0	0	0-0	4	0	0	
	WHITE SOX	4-5	.444	3.31	53	0	0	0	6	87.0	90	35	32	9	8	19-3	58	4	1	
1990	WHITE SOX	3-5	.273	3.32	56	0	0	0	2	76.0	63	33	28	7	4	24-8	39	2	0	
1991	WHITE SOX	7-2	.778	2.41	51	0	0	0	0	71.0	59	22	19	7	3	20-3	40	2	0	
A.L. TOTALS		14-14	.500	3.08	177	0	0	0	8	262.2	251	101	90	24	15	71-15	153	9	1	
M.L. TOTALS		14-14	.500	3.08	177	0	0	0	8	262.2	251	101	90	24	15	71-15	153	9	1	
*Led League		@Tied for League Lead																		

#### PITCHER'S STATISTICAL BREAKDOWN

CLUB	ERA	W-L	SV	1991			CAREER					
				IP	ER	SO	ERA	W-L	SV	IP	ER	SO
California	0.00	1-0	0	6.1	0	1	2.79	1-2	2	19.1	6	10
Kansas City	0.00	0-0	0	7.2	0	3	1.57	0-1	1	23.0	4	9
Minnesota	6.00	0-0	0	3.0	2	0	2.87	0-0	0	15.2	5	8
Oakland	2.70	0-0	0	3.1	1	1	3.86	1-2	0	23.1	10	6
Seattle	2.25	1-0	0	8.0	2	6	2.77	2-2	1	26.0	8	16
Texas	4.15	2-0	0	4.1	2	4	3.32	2-1	0	19.0	7	18
<b>vs. West</b>	<b>1.93</b>	<b>4-0</b>	<b>0</b>	<b>32.2</b>	<b>7</b>	<b>15</b>	<b>2.85</b>	<b>6-6</b>	<b>4</b>	<b>126.1</b>	<b>40</b>	<b>69</b>
Baltimore	1.42	0-1	0	6.1	1	8	1.42	0-1	0	12.2	2	12
Boston	4.76	0-1	0	5.2	3	2	4.94	2-1	2	23.2	13	12
Cleveland	0.00	1-0	0	6.1	0	2	2.16	1-0	1	25.0	6	12
Detroit	5.68	0-0	0	6.1	4	5	4.30	1-1	0	23.0	11	17
Milwaukee	6.00	0-0	0	3.0	2	0	3.79	0-1	1	19.0	8	10
New York	0.00	1-0	0	7.2	0	7	2.65	3-1	0	17.0	5	12
Toronto	6.00	1-0	0	3.0	2	1	2.81	1-1	0	16.0	5	9
<b>vs. East</b>	<b>2.82</b>	<b>3-2</b>	<b>0</b>	<b>38.1</b>	<b>12</b>	<b>25</b>	<b>3.30</b>	<b>8-6</b>	<b>4</b>	<b>136.1</b>	<b>50</b>	<b>84</b>
<b>1991 Totals/Lifetime</b>	<b>2.41</b>	<b>7-2</b>	<b>0</b>	<b>71.0</b>	<b>19</b>	<b>40</b>	<b>3.08</b>	<b>14-14</b>	<b>8</b>	<b>262.2</b>	<b>90</b>	<b>153</b>
Home	2.19	5-0	0	37.0	9	23						
Road	2.65	2-2	0	34.0	10	17						
1st Half	1.17	3-1	0	30.2	4	14						
2nd Half	3.35	4-1	0	40.1	15	23						
April	0.00	0-0	0	9.0	0	6						
May	1.74	2-1	0	10.1	2	3						
June	1.29	0-0	0	7.0	1	3						
July	7.00	2-0	0	9.0	7	4						
August	2.29	2-1	0	19.2	5	16						
Sept-Oct	2.25	1-0	0	16.0	4	8						

### Three Strikeouts on Nine Pitches

On August 22, 1923 Sloppy Thurston struck out three straight Philadelphia Athletics batters on nine pitches. Five years later on September 27, 1928, the Athletics' pitcher Lefty Grove completed the same feat against the White Sox.

# DAN PASQUA

# 44



**Given Name:** Daniel Anthony Pasqua

**Position:** Outfielder/First Baseman

**Bats:** Left

**Throws:** Left

**Height:** 6-0

**Weight:** 203

**Opening Day Age:** 30

**Born:** October 17, 1961, Yonkers, N.Y.

**Resides:** Harrington Park, N.J.

**First Pro Contract:** New York Yankees, selected

third round, June 1982 free agent draft. **Sox Acquisition:** Obtained from Yankees with catcher Mark Salas and pitcher Steve Rosenberg in exchange for pitchers Richard Dotson and Scott Nielsen, November 13, 1987. **Major League Service:** Six years, 52 days. **Contract Status:** Signed through 1994.

**1991:** Hit 100th career home run on 9/2 versus Kansas City ... set career highs in RBI (66), walks (62), runs (71) and games played (134) ... registered 11-game hitting streak (7/15-27) ... batted .364 (16-44) with two home runs and 12 RBI during the stretch ... hit .330 (32-97) with .440 on-base percentage and .557 slugging percentage in July ... notched ninth career two-homer game and scored a career-high four runs on 4/27 versus New York ... second home run on 4/27 was measured at 484 feet by the IBM Tale of the Tape ... it is the longest home run measured by IBM since the Tale of the Tape program was instituted in 1987 ... Sox posted a 14-3 record when he homered ... led club in batting on artificial turf (.309, 21-68) ... collected 100th career double on 9/30 versus Minnesota ... recorded 15 two-hit games, four three-hit games and three four-hit contests ... notched 12 two-RBI games, five three-RBI games and one four-RBI game ... reached double figures in home runs for sixth consecutive season ... 15 of 18 home runs were off right-handers ... made 114 starts with 53 at first base, 47 in right field, eight in left field and six at designated hitter.

**Major League Highlights:** Averages one home run every 20.7 at-bats (104 HR/2156 AB). **1990:** Started 90 contests; 50 as designated hitter, 21 in right field and 19 in left ... notched 22 multihit and 17 multiRBI contests ... .274 batting average ranked fourth among Sox regulars ... launched 10th-inning, game-winning home run off Dave Stewart on 6/24 at Oakland ... batted .318 at home and .362 for the month of May. **1989:** Had injury-plagued season ... missed 32 games after fracturing right wrist in second contest on 4/6 at Anaheim ... returned to lineup on 5/14 at Baltimore, going 2-4 with a double and two RBI ... blasted his only Comiskey Park "roofshot" on 5/30 off Tigers' Frank Tanana, a 445-foot shot ... injured right knee on 8/23 and underwent surgery to repair lateral meniscus, missing rest of season ... made appearances in 73 games, started 68 (49 in left field, 16 in right and three at DH) ... had a fielding percentage of .993 with only one error ... took to wearing glasses regularly for first time in 1989. **1988:** First full big-league season and first with the White Sox ... topped the squad with 20 home runs ... notched four two-homer games ... notched his only career four-hit game on 9/18 at Minnesota with a pair of homers and four RBI ... best month was June when he hit .339 (20-59) with four homers and 11 RBI ... sported 12-game hitting streak (6/17-7/5), collecting 16 hits in 40 at-bats (.400) with four homers and 10 RBI. **1987:** Hit 17 home runs and played in 113 games with the Yankees ... opened season with Yankees but was sent to Class AAA Columbus for a brief 23-game stint from 6/24-7/19 ... hit three pinch-hit homers, tying him with California's George Hendrick and Texas' Darrell Porter for the American League lead in that category ... one came at the expense of the Sox, a three-run home run off Rich Dotson into the right field upper deck of old Comiskey Park ... seven of 42 RBI were game-winners. **1986:** Opened season at Class AAA Columbus ... recalled by the Yankees on 5/18 ... hit a two-run homer off Oakland's Eric Plunk on 5/21 in his first start of the season ... belted two homers the next night at Oakland. ... averaged one homer for every 17.5 at bats, the best on the Yankee squad. **1985:** Made



big-league debut on 5/30 when recalled from Class AAA Columbus ... first major-league hit was a home run in his second major-league at-bat 5/30 at California off Ron Romanick ... optioned back to Columbus on 6/17 ... recalled again on 7/11 ... hit two home runs in the second game versus Texas after his recall on 7/12 ... both of those blasts were right field upper deck shots at Yankee Stadium.

**Minor League Highlights:** 1985: Batted .321 over 287 games at Class AAA Columbus of the International League ... cracked 18 home runs and added 69 RBI for the Clippers despite dividing time between Columbus and the Yankees ... named the International League Rookie of the Year and Most Valuable Player. 1984: Led Class AA Nashville and the Southern League with 33 home runs while driving in 91 runs. 1983: Hit 19 homers and drove in 84 runs at Class A Fort Lauderdale while making one brief stop at Columbus. 1982: Named Player of the Year in the Appalachian League in his first pro season at Paintsville ... led league with 16 home runs.

**Miscellaneous/Personal:** Married Paula Piediscalzi ... attended Old Tappan High School (N.J.) where he played football and baseball ... an All-America selection in baseball at William Paterson College in both 1981 and 1982.

YEAR	CLUB	AVG	G	AB	R	H	TB	2B	3B	HR	RBI	SH	SF	HB	BB	SO	SB	CS	E
1982	Paintsville	.301	60	239	43	72	134	10	2	*16	@63	0	4	1	22	42	1	2	4
	Oneonta	.294	4	17	3	5	12	1	0	2	4	0	0	0	2	3	1	0	1
1983	FL Lauderdale	.273	131	451	83	123	225	25	10	19	84	0	5	4	80	125	12	4	5
	Columbus	.000	1	3	0	0	0	0	0	0	0	0	0	0	1	2	0	0	0
1984	Nashville	.243	136	460	78	112	231	14	3	*33	91	0	3	3	95	*148	5	2	12
1985	Columbus	.321	78	287	52	92	172	16	5	16	69	0	2	2	48	62	5	0	4
	NEW YORK (AL)	.209	60	148	17	31	63	3	1	9	25	0	1	1	16	38	0	0	0
1986	Columbus	.291	32	110	25	32	59	3	3	6	20	0	0	0	32	29	1	1	3
	NEW YORK (AL)	.293	102	280	44	82	147	17	0	16	45	1	1	3	47	78	2	0	2
1987	NEW YORK (AL)	.233	113	318	42	74	134	7	1	17	42	2	1	1	40	99	0	2	2
	Columbus	.341	23	85	16	29	53	6	0	6	15	1	0	1	5	21	2	0	1
1988	WHITE SOX	.227	129	422	48	96	176	16	2	20	50	2	2	3	46	100	1	0	2
1989	WHITE SOX	.248	73	246	26	61	105	9	1	11	47	1	4	1	25	58	1	2	1
1990	WHITE SOX	.274	112	325	43	89	161	27	3	13	58	0	5	2	37	66	1	1	3
1991	WHITE SOX	.259	134	417	71	108	194	22	5	18	66	1	1	3	62	86	0	2	6
A.L. TOTALS		.251	723	2156	291	541	980	101	13	104	333	7	15	14	273	525	5	7	16
M.L. TOTALS		.251	723	2156	291	541	980	101	13	104	333	7	15	14	273	525	5	7	16

\*Led League

@ Tied for League Lead

#### BATTER'S STATISTICAL BREAKDOWN

CLUB	1991						CAREER					
	AVG	G	AB	H	HR	RBI	AVG	G	AB	H	HR	RBI
California	.250	11	12	3	0	3	.238	64	172	41	10	29
Kansas City	.256	13	43	11	1	6	.269	59	182	49	10	32
Minnesota	.474	10	36	18	4	6	.368	49	144	53	11	30
Oakland	.239	13	46	11	2	6	.211	70	228	48	12	36
Seattle	.300	12	30	9	4	7	.297	65	195	58	14	38
Texas	.091	11	33	3	0	3	.197	46	137	27	4	18
vs. West	.272	70	202	55	11	35	*.259	*369	*1101	*285	*64	*190
Baltimore	.143	9	28	4	0	1	.244	55	164	40	7	25
Boston	.194	10	36	7	0	6	.263	57	175	46	5	25
Cleveland	.179	8	28	5	0	2	.228	50	149	34	4	16
Detroit	.185	9	27	5	0	2	.173	58	168	29	7	16
Milwaukee	.333	11	39	13	3	6	.274	53	164	45	10	24
New York	.357	8	28	10	3	6	.343	31	99	34	6	19
Toronto	.310	9	29	9	1	6	.206	50	136	28	1	18
vs. East	.247	64	215	53	7	31	.243	354	1055	256	40	143
1991 Totals/Lifetime	.259	134	417	108	18	66	*.251	*723	*2156	*541	*104	*333
Home	.291	66	196	57	10	29						
Road	.231	68	221	51	8	37						
1st Half	.262	61	187	49	8	25						
2nd Half	.257	73	230	59	10	41						
April	.250	10	32	8	2	5						
May	.220	19	50	11	1	5						
June	.268	25	82	22	4	13						
July	.330	27	97	32	5	21						
August	.169	26	83	14	1	5						
Sept-Oct	.288	27	73	21	5	17						

\*Includes totals vs. White Sox

# KEN PATTERSON

# 34



**Given Name:** Kenneth Brian Patterson

**Position:** Pitcher

**Bats:** Left

**Throws:** Left

**Height:** 6-4

**Weight:** 210

**Opening Day Age:** 27

**Born:** July 8, 1964, Costa Mesa, Calif.

**Resides:** McGregor, Texas

**First Pro Contract:** New York Yankees, selected in third round, June 1985 free agent draft. **Sox Acquisition:** Obtained from New York Yankees along with a minor league player to be named later (pitcher Jeff Pries) in exchange for infielder Jerry Royster and a minor league player to be named later (infielder Mike Soper), August 26, 1987.

**Major League Service:** Three years, 35 days. **Contract Status:** Signed through 1992.

**1991:** Posted a career-best 2.83 ERA in 43 games ... owned a 2.17 ERA (13 ER/54.0 IP) over final 38 appearances dating back to 5/5 ... posted 15.1-inning scoreless streak (6/8-7/1) ... set career highs with 5.2 innings and eight strikeouts in first game at Detroit on 8/13 ... notched three wins, one save and one hold ... unscored upon in June (11.0 IP) ... allowed only two home runs in last 59.0 innings over 40 appearances (4/30-10/5) ... held opposing batters to a .214 batting average ... 13 of 47 (27.8%) inherited runners scored.

**Major League Highlights: 1990:** Owned a 2-1 record with a 3.39 ERA and two saves over 43 relief appearances ... hurled career-high 4.1 innings on four occasions ... put together scoreless streak of 13.1 innings (8/8 through 9/1) ... allowed just 16 of 51 (31.4%) inherited runners to score and registered seven holds ... compiled a 2-0 ledger with a 1.76 ERA in road contests. **1989:** Made Sox roster out of spring training ... recorded first major-league win on 4/6 at California ... tossed 3.2 innings, yielded one hit and struck out one ... made only start of season on 6/22 at New York, recording a no-decision ... optioned to Class AAA Vancouver on 5/21 ... recalled on 6/1 and went on to post a 4-1 ledger ... registered career-high five strikeouts on 8/20 at Texas ... notched career-best three-game winning streak on 4/6-6/7 ... finished season with overall 6-1 record and a 4.52 ERA ... one of only two Sox hurlers to post winning record. **1988:** Spent most of the season at Vancouver but worked in nine games over two stints with the Sox ... first tour with Sox came in early July ... made big-league debut with 3.2 scoreless innings of relief versus Boston in the second game of a doubleheader on 7/8 ... returned to Vancouver during the All-Star break ... recalled on 9/2 when rosters expanded ... made seven appearances, including a pair of starts, in the season's final month ... notched first major-league save on 9/11 versus Minnesota with a perfect ninth inning.

**Minor League Highlights: 1988:** Compiled 6-5 ledger with 3.23 ERA and 12 saves over 55 appearances at Vancouver ... struck out 89 batters in 86.1 innings. **1987:** Opened season at Class A Fort Lauderdale and was promoted to Class AA Albany on 6/6 ... converted from a starter to a reliever in July ... was 2-1 with a 1.92 ERA and five saves in 16 relief appearances at Albany prior to joining the Sox organization ... reported to the Sox Class AAA Hawaii affiliate and earned two saves in three appearances. **1986:** Led the New York-Penn League in shutouts with four and posted a league-best 1.35 ERA ... was 9-3 in 15 starts for Oneonta and fanned 102 in 100.1 innings ... named to the league All-Star team and was a Topps All-Star as well. **1985:** Made professional debut at Oneonta of the New York-Penn League and posted a 2-2 record in six starts.

**Miscellaneous/Personal:** Single ... drafted by the Yankees after a fine career at Baylor University of the Southwest Conference ... an avid fan and occasional investor in small scale motion pictures.

YEAR	CLUB	W-L	PCT.	ERA	G	GS	CG	SHO	SV	IP	H	R	ER	HR	HB	BB-I	SO	WP	BK
1985	Oneonta	2-2	.500	4.84	6	6	0	0	0	22.1	23	14	12	0	2	14-0	21	1	0
1986	Ft. Lauderdale	0-2	.000	7.71	5	5	0	0	0	18.2	30	20	16	2	3	16-0	13	2	0
	Oneonta	9-3	.750	*1.35	15	15	5	*4	0	100.1	67	25	15	2	4	45-0	102	7	1
1987	Ft. Lauderdale	1-3	.250	6.33	9	9	0	0	0	42.2	46	34	30	0	2	31-0	36	5	1
	Albany	3-6	.333	3.96	24	8	1	0	5	63.2	59	31	28	2	2	31-1	47	4	0
	Hawaii	0-0	.000	0.00	3	0	0	0	2	3.1	1	0	0	0	0	3-0	5	0	0
1988	Vancouver	6-5	.545	3.23	55	4	0	0	12	86.1	64	37	31	4	2	36-7	89	7	2
	WHITE SOX	0-2	.000	4.79	9	2	0	0	1	20.2	25	11	11	2	0	7-0	8	1	1
1989	Vancouver	0-1	.000	1.00	2	2	0	0	0	9.0	6	2	1	0	1	1-0	17	2	0
	WHITE SOX	6-1	.857	4.52	50	1	0	0	0	65.2	64	37	33	11	2	28-3	43	3	1
1990	WHITE SOX	2-1	.667	3.39	43	0	0	0	2	66.1	58	27	25	6	2	34-1	40	2	0
1991	WHITE SOX	3-0	1.000	2.83	43	0	0	0	1	63.2	48	22	20	5	1	35-1	32	2	0
<b>A.L. TOTALS</b>		<b>11-4</b>	<b>.733</b>	<b>3.70</b>	<b>145</b>	<b>3</b>	<b>0</b>	<b>0</b>	<b>4</b>	<b>216.1</b>	<b>195</b>	<b>97</b>	<b>89</b>	<b>24</b>	<b>5</b>	<b>104-5</b>	<b>123</b>	<b>8</b>	<b>2</b>
<b>M.L. TOTALS</b>		<b>11-4</b>	<b>.733</b>	<b>3.70</b>	<b>145</b>	<b>3</b>	<b>0</b>	<b>0</b>	<b>4</b>	<b>216.1</b>	<b>195</b>	<b>97</b>	<b>89</b>	<b>24</b>	<b>5</b>	<b>104-5</b>	<b>123</b>	<b>8</b>	<b>2</b>

\*Led League

#### PITCHER'S STATISTICAL BREAKDOWN

CLUB	ERA	W-L	SV	1991			CAREER					
				IP	ER	SO	ERA	W-L	SV	IP	ER	SO
California	3.86	0-0	0	2.1	1	0	2.25	1-0	0	12.0	3	4
Kansas City	4.05	0-0	0	6.2	3	4	3.38	1-0	0	21.1	8	10
Minnesota	0.00	1-0	0	4.2	0	0	2.25	1-0	1	24.0	6	13
Oakland	6.75	0-0	0	1.1	1	1	4.82	0-0	0	9.1	5	5
Seattle	3.00	0-0	0	6.0	2	1	6.16	0-0	0	19.0	13	4
Texas	0.00	1-0	0	5.2	0	0	1.47	2-0	0	18.1	3	13
vs. West	2.94	2-0	0	26.2	7	6	3.61	5-0	1	104.0	38	49
Baltimore	2.70	0-0	0	3.1	1	4	2.35	0-0	0	7.2	2	8
Boston	2.45	0-0	1	7.1	2	3	3.86	1-1	2	28.0	12	14
Cleveland	0.00	0-0	0	4.2	0	2	2.08	0-1	1	13.0	3	5
Detroit	7.71	0-0	0	9.1	8	10	6.20	3-1	0	24.2	17	21
Milwaukee	1.80	0-0	0	5.0	1	3	4.85	0-1	0	13.0	7	9
New York	0.00	0-0	0	3.1	0	0	3.86	1-0	0	14.0	6	11
Toronto	2.25	1-0	0	4.0	1	4	3.00	1-0	0	12.0	4	6
vs. East	3.86	1-0	1	37.0	13	26	4.54	6-4	3	112.1	51	74
1991 Totals/Lifetime	2.83	3-0	1	63.2	20	32	3.70	11-4	4	216.1	89	123
Home	2.53	3-0	1	32.0	9	13						
Road	3.13	0-0	0	31.2	11	19						
1st Half	2.61	3-0	0	31.0	9	11						
2nd Half	3.03	0-0	1	32.2	11	17						
April	6.75	0-0	0	6.2	5	4						
May	3.60	1-0	0	10.0	4	6						
June	0.00	1-0	0	11.0	0	1						
July	1.86	1-0	1	9.2	2	4						
August	3.37	0-0	0	18.2	7	16						
Sept./Oct	2.35	0-0	0	7.2	2	1						

## GREG PERSCHKE

# 42



**Given Name:** Gregory Lee Perschke

**Position:** Pitcher

**Bats:** Right

**Throws:** Right

**Height:** 6-3

**Weight:** 180

**Opening Day Age:** 24

**Born:** August 3, 1967, LaPorte, Ind.

**Resides:** LaPorte, Ind.

**First Pro Contract:** White Sox. **Sox Acquisition:**

Selected in 24th round, June 1989 free agent draft. **Major League**

**Service:** None. **Contract Status:** Signed through 1992.

**1991:** Spent entire season at Class AAA Vancouver of the Pacific Coast League ... led Canadians in starts (27), innings (176.0) and strikeouts (98) ... seven wins ranked second on club ... was a non-roster invitee to spring training ... pitched in three spring training contests, allowing one run over 2.0 innings.

**Minor League Highlights: 1990:** Began season at Class A Sarasota of the Florida State League ... posted 7-3 record with a 1.21 ERA and nine saves in 42 games (10 starts) ... hurled two complete games and struck out 107 in 111.1 innings ... walked only 29 and limited opponents to 83 hits ... earned promotion to Class AA Birmingham and won three of four starts while compiling a 2.60 ERA ... named White Sox Organizational Player of

the Month for July after posting 4-0 record with 1.07 ERA in six games ... his combined ERA for both clubs was 1.48, second-best in all of minor league baseball for full-season pitchers. **1989:** Placed fifth in New York-Penn League with nine saves despite spending just half of the season at Class A Utica ... recorded no decisions and a 1.59 ERA in 14 relief appearances ... fanned 20 in 17.0 innings ... promoted to Class A South Bend of the Midwest League in late July ... lost both of his two decisions for South Bend ... made 13 relief appearances, collecting one save and striking out 16 in 20.0 innings.

**Miscellaneous/Personal:** Single ... played baseball at Southwestern Michigan Community College and the University of New Orleans.

YEAR	CLUB	W-L	PCT.	ERA	G	GS	CG	SHO	SV	IP	H	R	ER	HR	HB	BB-I	SO	WP	BK
1989	Utica	0-0	.000	1.59	14	0	0	0	9	17.0	5	3	3	0	1	4-0	20	0	0
	South Bend	0-2	.000	3.10	13	0	0	0	1	20.0	19	10	7	0	1	2-0	16	2	0
1990	Sarasota (FSL)	7-3	.700	1.21	42	10	1	0	9	111.1	83	32	15	3	4	29-2	107	5	8
	Birmingham	3-1	.750	2.60	4	4	1	0	0	27.2	20	9	8	3	3	6-0	18	1	0
1991	Vancouver	7-12	.368	4.65	27	27	3	0	0	176.0	170	104	91	18	7	62-0	98	9	2

## SCOTT RADINSKY

# 31



**Given Name:** Scott David Radinsky

**Position:** Pitcher

**Bats:** Left

**Throws:** Left

**Height:** 6-3

**Weight:** 190

**Opening Day Age:** 24

**Born:** March 3, 1968, Glendale, Calif.

**Resides:** Simi Valley, Calif.

**First Pro Contract:** White Sox. **Sox Acquisition:**

Selected in third round, June 1986 free agent draft. **Major League Service:** Two years. **Contract Status:** Signed through 1992.

**1991:** Collected club-high 14 holds ... eight saves ranked second on staff ... led White Sox pitchers with more than 50.0 innings in ERA (2.02) and opponent batting average (.206) ... posted career-high 11.0-inning scoreless streak (5/25-6/14) ... finished season with a 1.26 ERA (4 ER/28.2 IP) over last 28 appearances (7/28-10/6) ... registered 10.0-inning scoreless streak (7/28-8/16) ... owned 1.58 ERA (10 ER/57.0 IP) over final 53 appearances (5/25-10/6) ... averaged only 2.90 walks per 9.0 innings, compared to 6.19 in 1990 ... did not allow a home run after 7/27 (29.1 IP) ... notched three saves in June ... unscored upon in 53 of 67 appearances ... only 16 of 53 (30.2%) inherited runners scored ... earned six of eight saves at home.

**Minor Leagues Highlights:** Has stranded 74% of inherited runners in two-year career. **1990:** Broke spring camp as one of White Sox two rookie pitchers ... was first pitcher since Dwight Gooden in 1984 to make big-league roster after spending previous season in Class A ball ... made major-league debut on Opening Day on 4/9 versus Milwaukee ... pitched one-third of an inning ... earned first major-league win next day at Milwaukee, hurling 1.1 innings of one-hit ball ... yielded only one earned run over first 17 appearances ... posted 5-0 ledger with 2.12 ERA at All-Star break ... finished with 6-1 record and four saves in 62 appearances ... allowed just 12 of 54 (22.2%) inherited runners to score ... struck out 46 in 52.1 innings ... opponents batted .241 against him ... left-handers batted .177 (11-62) with 20 strikeouts ... struck out career-high four on 5/24 at Baltimore ... entered game with no outs and two men on base ... fanned Brad Komminsk, Cal Ripken Jr. and Mickey Tettleton in succession to end the inning. **1989:** Established himself as stopper for Class A Midwest League Champion South Bend White Sox ... ranked second in league with 31 saves and third with 49 games finished ... finished 7-5 with a 1.75 ERA, third lowest on staff ... placed second in league with 97 Rolands Relief Man points ... that total was third in entire National Association ... pitched 61.2 innings, yielded 12 earned runs and allowed

just one home run ... walked just 19 and struck out professional-high 83. **1988:** Shoulder problems slowed progress in 1988 ... appeared in five games, pitching 3.0 innings for Sarasota White Sox. **1987:** Split seasons between Class A Peninsula and Sarasota, finishing with an ERA of 2.31 in Gulf Coast League ... made 18 starts between both leagues in 23 appearances. **1986:** Began career with Rookie Sarasota of the Gulf Coast League ... was 1-0 in seven starts ... tossed 27.0 frames, struck out 18.

**Miscellaneous/Personal:** Single ... a 1986 graduate of Simi Valley (Calif.) High School ... participated in baseball at the high school and American Legion level ... has played the drums with Jack McDowell's band V.I.E.W. ... enjoys riding mountain bicycle in the off-season.

YEAR	CLUB	W-L	PCT.	ERA	G	GS	CG	SHO	SV	IP	H	R	ER	HR	HB	BB-I	SO	WP	BK
1986	Sarasota (GCL)	1-0	1.000	3.38	7	7	0	0	0	27.0	24	20	10	0	0	17-0	18	2	1
1987	Peninsula	1-7	.125	5.77	12	8	0	0	0	39.0	43	30	25	2	3	32-0	37	3	1
	Sarasota (GCL)	3-3	.500	2.31	11	10	0	0	0	58.0	43	23	15	0	0	39-1	41	1	1
1988	Sarasota (GCL)	0-0	.000	5.40	5	0	0	0	0	3.0	2	2	2	0	0	4-0	7	1	2
1989	South Bend	7-5	.583	1.75	53	0	0	0	31	61.2	39	21	12	1	5	19-2	83	2	2
1990	WHITE SOX	6-1	.857	4.82	82	0	0	0	4	52.1	47	29	28	1	2	36-1	46	2	1
1991	WHITE SOX	5-5	.500	2.02	67	0	0	0	8	71.1	53	18	16	4	1	23-2	49	0	0
<b>A.L. TOTALS</b>		<b>11-6</b>	<b>.647</b>	<b>3.20</b>	<b>129</b>	<b>0</b>	<b>0</b>	<b>0</b>	<b>12</b>	<b>123.2</b>	<b>100</b>	<b>47</b>	<b>44</b>	<b>5</b>	<b>3</b>	<b>59-3</b>	<b>95</b>	<b>2</b>	<b>1</b>
<b>M.L. TOTALS</b>		<b>11-6</b>	<b>.647</b>	<b>3.20</b>	<b>129</b>	<b>0</b>	<b>0</b>	<b>0</b>	<b>12</b>	<b>123.2</b>	<b>100</b>	<b>47</b>	<b>44</b>	<b>5</b>	<b>3</b>	<b>59-3</b>	<b>95</b>	<b>2</b>	<b>1</b>

#### PITCHER'S STATISTICAL BREAKDOWN

CLUB	ERA	W-L	1991				CAREER				IP	ER	SO
			SV	IP	ER	SO	ERA	W-L	SV				
California	5.06	0-2	0	5.1	3	2	6.23	0-2	1	8.2	6	4	
Kansas City	1.00	0-0	3	9.0	1	6	0.63	1-0	4	14.1	1	11	
Minnesota	7.94	1-1	0	5.2	5	6	11.25	2-1	0	8.0	10	5	
Oakland	1.93	0-0	0	4.2	1	4	3.52	0-0	0	7.2	3	6	
Seattle	0.00	0-0	3	8.1	0	7	3.55	0-0	3	12.2	5	9	
Texas	0.00	0-0	0	4.2	0	2	0.00	0-0	2	10.1	0	6	
<b>vs. West</b>	<b>2.39</b>	<b>1-3</b>	<b>6</b>	<b>37.2</b>	<b>10</b>	<b>26</b>	<b>3.65</b>	<b>3-3</b>	<b>10</b>	<b>61.2</b>	<b>25</b>	<b>41</b>	
Baltimore	0.00	0-0	0	2.0	0	3	3.52	1-0	0	7.2	3	13	
Boston	2.84	0-0	0	6.1	2	5	1.86	0-0	0	9.2	2	7	
Cleveland	0.00	0-0	1	3.0	0	1	1.69	0-0	1	5.1	1	4	
Detroit	1.80	1-1	0	5.0	1	4	2.61	1-1	0	10.1	3	11	
Milwaukee	1.35	0-0	0	6.2	1	4	3.48	2-1	0	10.1	4	4	
New York	1.42	1-1	1	6.1	1	4	5.06	2-1	1	11.2	4	7	
Toronto	2.08	2-0	0	4.1	1	2	4.16	2-0	0	7.0	2	8	
<b>vs. East</b>	<b>1.60</b>	<b>4-2</b>	<b>2</b>	<b>33.2</b>	<b>6</b>	<b>23</b>	<b>2.76</b>	<b>8-3</b>	<b>2</b>	<b>62.0</b>	<b>19</b>	<b>54</b>	
<b>1991 Totals/Lifetime</b>	<b>2.02</b>	<b>5-5</b>	<b>8</b>	<b>71.1</b>	<b>16</b>	<b>49</b>	<b>3.20</b>	<b>11-6</b>	<b>12</b>	<b>123.2</b>	<b>44</b>	<b>95</b>	
Home	1.51	1-2	6	41.2	7	31							
Road	2.73	4-3	2	29.2	9	18							
1st Half	2.60	2-3	3	34.2	10	27							
2nd Half	1.47	3-2	5	36.2	6	22							
April	1.42	1-1	0	6.1	1	7							
May	3.46	1-1	0	13.0	5	8							
June	0.71	0-0	3	12.2	1	10							
July	3.29	1-1	0	13.2	5	10							
August	0.77	1-1	2	11.2	1	6							
Sept-Oct	1.93	1-1	3	14.0	3	8							

## TIM RAINES

# 30

**Given Name:** Timothy Raines

**Position:** Outfielder

**Bats:** Switch

**Throws:** Right

**Height:** 5-8

**Weight:** 185

**Opening Day Age:** 32

**Born:** September 16, 1959, Sanford, Fla.

**Resides:** Heathrow, Fla.

**First Pro Contract:** Montreal Expos, selected in fifth

round, June 1977 free agent draft. **Sox Acquisition:** Obtained with pitcher Jeff Carter and a player to be named later (Mario Brito) from the Expos in exchange for outfielder Ivan Calderon and pitcher Barry Jones, December 24, 1990. **Major League Service:** 11 years, 75 days.

**Contract Status:** Signed through 1993.



**1991:** Stole over 50 bases for the eighth time in his career (51) and over 40 bases for the 10th time in 11 seasons ... his 51 steals also tied for eighth place on the Sox single-season list (Don Buford, 1966 and Luis Aparicio, 1960) ... has 685 career stolen bases, which ranks eighth on the all-time

list, just four behind Joe Morgan's 689 ... scored 102 runs for the fifth time in his career ... collected 600th career RBI with a double on 9/25 at Minnesota ... collected 100th career home run in second game on 8/13 at Detroit ... team-high 13-game hitting streak was snapped by Bret Saberhagen's no-hitter on 8/26 at Kansas City ... batted .396 (21-53) during stretch ... recorded 29 two-hit games, nine three-hit games and four four-hit contests ... notched 11 two-RBI contests and two four-RBI games ... hit .331 (40-121) with 12 steals in August ... batted .349 (38-109) in May ... registered 12-game hitting streak from 5/20-6/1 (.460, 23-50) ... posted seven multisteal games ... batted .277 on natural grass.

**Major League Highlights:** The seven-time All-Star is the all-time major-league leader in stolen base percentage (685-805, 85.1%) ... holds a number of Montreal individual season records, including highest batting average (.334 in 1986), runs (133 in 1983), singles (140 in 1986), triples (tied with two others at 13 in 1985), grand slams (tied with nine others at two in 1983 and 1987) and intentional walks (26 in 1987) ... career records with the Expos include hits (1,598), runs (934), triples (81), walks (775) and stolen bases (634) ... in the '80s, he led all National Leaguers with 856 runs and 583 steals ... is third in the majors with 224 stolen bases in the last five seasons behind Vince Coleman (369) and Rickey Henderson (334) ... his .303 batting average in the decade ranked eighth in the majors. **1990:** Batted .287 with 65 runs scored, nine home runs, 62 RBI and 49 stolen bases (sixth in the National League) ... hit .289 from the right side and .285 from the left while finishing 10th in the NL with a .379 on-base percentage ... batted third for the Expos for most of the season ... returned to leadoff spot on 9/10 ... was 21 for 69 (.304) with 10 walks, two homers, 12 RBI and seven steals over final 17 games ... recorded 600th career stolen base on 5/23 versus San Diego becoming the second youngest (to Henderson) to reach that plateau ... placed on disabled list on 6/25 due to sprained right ankle ... returned on 7/12 ... became Montreal's all-time hit leader (1,576) on 9/6 versus Pittsburgh, surpassing Andre Dawson ... collected career-high five RBI and fifth grand slam on 10/1 versus St. Louis. **1989:** Led the club in batting average (.286), steals (41), walks (93) and shared lead in runs (76) ... batted .286 from both sides of the plate ... tied for third in NL in runs scored and fourth in thefts ... his walk total exceeded his strikeout total (48) for the seventh consecutive season ... committed just one error in 261 outfield chances (.996) ... his fielding percentage broke his own club record (.993) set in 1985 and ranked second in NL to Houston's Gerald Young (.998) ... named NL Player of the Week on 4/30 when he hit .438 with 10 RBI ... swiped four bases in game for the fourth time in his career on 9/25 at Pittsburgh. **1988:** Experienced right shoulder tendonitis at spring training ... hamstring problems forced him to the disabled list from 6/24 to 7/9 ... returned to action and jammed his left shoulder on a diving catch attempt on 7/22 at Cincinnati which ended his season on 9/3 ... underwent arthroscopic surgery on 9/12 to repair a cartilage tear in the left shoulder ... became first switch hitter in club history to homer from both sides of the plate in the same game on 7/16 versus Cincinnati ... it was the second two-homer game of his career ... ripped career-high three doubles on 6/10 versus New York. **1987:** Sat out spring training and the month of April as an unsigned free agent before agreeing to terms on 5/1 ... made return to the lineup on 5/2 at New York on national television ... was 3-4 with a walk and a game-winning grand slam off Jesse Orosco in the top of the 10th inning ... despite missing 21 games in April, led the major leagues in runs scored (123) ... ranked third in NL with .330 batting average, fourth in steals (50), ninth in slugging (.526), third in on-base percentage (.429), 10th in hits (175), fifth in walks (90) and tied for eighth with eight triples ... cracked career-high 18 home runs and set club record with 26 intentional passes ... hit for the cycle on 8/16 versus Pittsburgh with a single, two doubles, a triple and a home run ... played in his seventh straight All-Star Game and was named Most Valuable Player after going 3-3 with a game-winning two-run triple in the 13th inning ... donated his MVP Chevrolet Astrovan to the Ste-Justine Children's Hospital in Montreal ... named to the postseason All-Star Team by *Baseball America*. **1986:** Collected his first and only NL batting crown, hitting .334 ... became first major leaguer since Willie Mays to earn both



a batting crown and stolen base title (1981, 82, 83, 84) ... swiped 70 bases and earned Montreal Player of the Year Honors for the third time ... won first Silver Slugger Award from Louisville Slugger for offensive excellence at one's position ... posted career-high hit total of 194 and registered career-best 17-game hitting streak (4/24-5/13) ... recorded career hit No. 1,000 on 9/8 off New York's Bobby Ojeda ... appeared in his sixth straight All-Star Game in Houston. **1985:** Played in career-high 160 games and ranked second in NL with .320 batting average and 70 stolen bases ... named Expos' Player of the Year for second time ... finished second in NL with 115 runs scored ... walked and scored a run in All-Star Game at Minnesota. **1984:** Moved to center field as Dawson, shifted to right ... his 420 total chances in the outfield were two shy of Kevin McReynolds' league-leading total ... batted .309 over 622 at-bats with a career-high 38 doubles and a league-best 75 thefts ... appeared in the All-Star Game in San Francisco. **1983:** Shared Montreal Player of the Year Honors with Dawson and stole a career-high 90 bases ... his 133 runs scored were the most in the NL since Chicago's Billy Williams tallied 147 in 1970 ... became fifth player in major league history to steal 70 bases and drive in 70 runs in the same season; first since Ty Cobb in 1915 ... batted .298 with 32 doubles, 11 homers and 71 RBI ... led NL outfielders with 21 assists and was starting left fielder in the All-Star Game at Comiskey Park. **1982:** Batted .277 with a league-leading 78 steals over a career-high 647 at-bats ... made his second all-star appearance in front of home crowd at Olympic Stadium. **1981:** Set a rookie record with 71 steals despite playing in just 88 games due to strike and a September injury ... record has since been broken by Juan Samuel (72) and then by Vince Coleman (110) ... named Rookie of the Year by *The Sporting News* and was runner-up to Fernando Valenzuela in Rookie of the Year voting by the BBWAA ... cracked first major-league home run on 5/1 versus Los Angeles ... batted .304 in baptismal season ... played in his first all-star tilt at Cleveland ... batted .238 (5-21) in five NLCS games versus Los Angeles ... collected two doubles and an RBI.

**Minor League Highlights:** Spent one season at each level of the Expos' farm system. **1980:** Selected Minor League Player of the Year by *Topps* and *The Sporting News* for his play at Class AAA Denver ... led the American Association with a .354 batting average and set a league record with 77 steals in 108 games ... was the Association's Rookie of the Year and finished third in league MVP voting to teammates Randy Bass and Tim Wallach ... received September promotion to Montreal and played in 15 games, swiping five bases and collecting his first major-league hit. **1979:** Named to the Southern League's All-Star squad as a second baseman for Class AA Memphis ... played in all 145 games, stole 59 bases and batted .290 with a league-leading 522 at-bats ... earned September promotion to Expos and made major-league debut, appearing in six games. **1978:** Hit .287 with 57 steals at Class A West Palm Beach of the Florida State League. **1977:** Broke into pro ball with Rookie Sarasota and batted .280 with 29 thefts in 49 games.

**Miscellaneous/Personal:** Married Virginia Hilton ... has sons Tim, Jr. (12/31/79) and Andre Darrel (12/10/83), whose godfather is Andre Dawson ... met his wife at Seminole High School in Sanford, Fla. where he was a baseball and football star and she was a member of the track team.

YEAR	CLUB	AVG	G	AB	R	H	TB	2B	3B	HR	RBI	SH	SF	HB	BB	SO	SB	CS	E
1977	Sarasota (GCL)	.280	49	161	28	45	55	6	2	0	21	0	1	0	27	16	29	2	11
1978	W. Palm Beach	.287	100	359	67	103	113	10	0	0	23	8	2	5	64	44	57	21	24
1979	Memphis	.290	*145	*522	*104	160	220	25	10	5	50	2	3	3	90	51	59	12	23
	MONTREAL	.000	6	0	3	0	0	0	0	0	0	0	0	0	0	0	2	0	0
1980	Denver	*.354	108	429	105	152	215	23	11	6	64	0	2	5	61	42	*77	13	16
	MONTREAL	.050	15	20	5	1	1	0	0	0	0	1	0	0	6	3	5	0	0
1981	MONTREAL	.304	88	313	61	95	137	13	7	5	37	0	3	2	45	31	*71	11	4
1982	MONTREAL	.277	156	647	90	179	239	32	8	4	43	6	1	2	75	83	*78	16	2
1983	MONTREAL	.298	156	615	*133	183	264	32	8	11	71	2	4	2	97	70	*90	14	4
1984	MONTREAL	.309	160	622	106	192	272	38	9	8	60	3	4	2	87	69	*75	10	5
1985	MONTREAL	.320	150	575	115	184	273	30	13	11	41	3	3	3	81	60	70	9	2
1986	MONTREAL	*.334	151	580	91	194	276	35	10	9	62	1	3	2	78	60	70	9	6
1987	MONTREAL	.330	139	530	*123	175	279	34	8	18	68	0	3	4	90	52	50	5	4
1988	MONTREAL	.270	109	429	66	116	185	19	7	12	48	0	4	2	53	44	33	7	3
1989	MONTREAL	.286	145	517	76	148	216	29	6	9	60	0	5	3	93	48	41	9	1
1990	MONTREAL	.287	130	457	65	131	179	11	5	9	62	0	8	3	70	43	49	16	6
1991	WHITE SOX	.268	155	609	102	163	210	20	6	5	50	9	3	5	83	68	51	15	3
A.L. TOTALS		.268	155	609	102	163	210	20	6	5	50	9	3	5	83	68	51	15	3
N.L. TOTALS		.301	1405	5305	934	1598	2321	273	81	96	552	16	38	25	775	563	634	106	37
M.L. TOTALS		.298	1560	5914	1036	1761	2531	293	87	101	602	25	41	30	858	631	685	121	40
* Led League																			
@ Tied for League Lead																			

#### DIVISION SERIES

1981	Montreal vs. Phil.	DID NOT PLAY DUE TO INJURY
------	--------------------	----------------------------

#### NLCS RECORD

YEAR	CLUB	AVG	G	AB	R	H	2B	3B	HR	RBI
1981	Montreal vs. L.A.	.238	5	21	1	5	2	0	0	1

#### ALL-STAR GAME RECORD

YEAR	CLUB, SITE	POS	AVG	AB	R	H	2B	3B	HR	RBI
1981	N.L., Cleveland	OF	.000	0	0	0	0	0	0	0
1982	N.L., Montreal	OF	.000	1	0	0	0	0	0	0
1983	N.L., Chicago (AL)	OF	.000	3	0	0	0	0	0	0
1984	N.L., San Francisco	OF	.000	1	0	0	0	0	0	0
1985	N.L., Minnesota	OF	.000	0	1	0	0	0	0	0
1986	N.L., Houston	OF	.000	2	0	0	0	0	0	0
1987	N.L., Oakland	OF	1.000	3	0	3	0	1	0	2
A.S.G. TOTALS			OF	.300	10	1	3	0	1	2

#### BATTER'S STATISTICAL BREAKDOWN

CLUB	AVG	G	AB	1991			CAREER					
				H	HR	RBI	AVG	G	AB	H	HR	RBI
California	.305	13	59	18	2	7	.305	13	59	18	2	7
Kansas City	.286	13	49	14	0	10	.286	13	49	14	0	10
Minnesota	.157	12	51	8	0	3	.157	12	51	8	0	3
Oakland	.429	13	42	18	0	4	.429	13	42	18	0	4
Seattle	.239	12	46	11	1	5	.239	12	46	11	1	5
Texas	.250	11	48	12	0	5	.250	11	48	12	0	5
vs. West	.275	74	295	81	3	34	.275	74	295	81	3	34
Baltimore	.226	12	53	12	0	3	.226	12	53	12	0	3
Boston	.205	11	44	9	0	1	.205	11	44	9	0	1
Cleveland	.372	12	43	16	0	0	.372	12	43	16	0	0
Detroit	.380	12	50	18	1	3	.360	12	50	18	1	3
Milwaukee	.214	11	42	9	1	5	.214	11	42	9	1	5
New York	.238	11	42	10	0	3	.238	11	42	10	0	3
Toronto	.200	12	40	8	0	1	.200	12	40	8	0	1
vs. East	.261	81	314	82	2	16	.261	81	314	82	2	16
1991 Totals/Lifetime	.268	155	609	163	5	50	.268	155	609	163	5	50
Home	.254	77	284	72	1	21						
Road	.280	78	325	91	4	29						
1st Half	.272	76	298	81	3	29						
2nd Half	.264	79	311	82	2	21						
April	.177	15	62	11	0	3						
May	.349	27	109	38	2	11						
June	.286	27	98	28	0	14						
July	.152	26	99	15	1	6						
August	.331	30	121	40	1	9						
Sept-Oct	.258	30	120	31	1	7						

### Three Stealing 30

When Lance Johnson (36), Sammy Sosa (32) and Ivan Calderon (32) each stole more than 30 bases in 1990, it marked the first time since 1902 that the White Sox had three players steal 30 bases apiece. The 1902 club boasted six players with over 30 steals, including Sam Mertes' team-leading 46.

# JOHNNY RUFFIN

# 47



**Given Name:** Johnny Renando Ruffin

**Position:** Pitcher

**Bats:** Right **Throws:** Right

**Height:** 6-3 **Weight:** 172

**Opening Day Age:** 20

**Born:** July 29, 1971, Butler, Ala.

**Resides:** Butler, Ala.

**First Pro Contract:** White Sox. **Sox Acquisition:**

Selected in the fourth round, June 1988 free agent

draft. **Major League Service:** None. **Contract Status:** Signed through 1992.

**1991:** Won a career-high 11 games at Class A Sarasota ... led SaraSox with 158.2 innings and six complete games ... shared club lead in wins, shutouts (two) and starts (26) ... fired a seven-inning no-hitter versus Charlotte on 6/14 as Sox won 6-1 ... struck out eight in the effort ... tossed a two-hitter and a three-hitter in addition to the no-hitter ... was 4-0 with a 0.72 ERA in June, allowed just 17 hits and struck out 24 in 37.1 innings in the month ... selected by the organization as Pitcher of the Month for June at Sarasota ... named Florida State League Pitcher of the Week for 6/10-16 ... won seven straight decisions (4/29-7/2) ... from 5/30 through 7/13, went 7-1 with a 0.68 ERA (5 ER/66.0 IP) and allowed just 4.36 hits per nine innings ... allowed just 126 hits in 158.2 innings (7.1 per nine innings) ... cut walk total by 20 from 1990 while working 35.2 more innings ... allowed only 2.63 walks per nine innings after 6/14 ... ranked among baseball's Top 100 prospects by *Baseball America*.

**Minor League Highlights:** Has started in 76 of 78 career appearances ... during four minor-league seasons, has allowed just 353 hits in 428.2 innings while striking out 332 ... has struck out 7.0 batters per nine innings over his career while allowing just 7.4 hits per game. **1990:** Started 24 games for Class A South Bend ... tied for third on the club with seven wins as the Sox captured the Midwest League's Northern Division championship. **1989:** Allowed just 67 hits in 88.0 innings at Class A Utica ... started 15 games and turned in a strikeout-to-walk ratio of 2:1 (92 K, 46 BB). **1988:** Led Rookie Sarasota in ERA with a 2.30 mark.

**Miscellaneous/Personal:** Single ... graduated from Choctaw High School in Butler, Ala. in 1988 at age 16 ... Minnesota Twins pitcher Jimmy Williams attended the same high school and Montreal farmhand Reid Cornelius played at nearby Thomasville, Ala. ... played football, basketball and baseball in high school ... was scouted and signed by Rick Patterson, manager of Class A Sarasota.

YEAR	CLUB	W-L	PCT.	ERA	G	GS	CG	SHO	SV	IP	H	R	ER	HR	HB	BB-I	SO	WP	BK
1988	Sarasota (GCL)	4-2	.667	2.30	13	11	1	0	0	59.0	43	27	15	3	4	22-0	31	9	3
1989	Utica	4-8	.333	3.36	15	15	0	0	0	85.0	67	43	33	3	1	46-0	92	8	0
1990	South Bend	7-6	.538	4.17	24	24	0	0	0	123.0	117	86	57	7	3	82-0	92	17	5
1991	Sarasota (FSL)	11-4	.733	3.23	26	26	6	2	0	158.2	126	68	57	9	5	62-0	117	10	2

## Batting .300 With 25 Home Runs

With 32 home runs and a .318 batting average in 1991, Frank Thomas became the fourth Sox player to hit more than 25 home runs and bat .300 or better. Dick Allen accomplished the feat twice (in 1972 and 1974) and Harold Baines (1984) and Zeke Bonura (1934) once.

## STEVE SAX

# 10



**Given Name:** Stephen Louis Sax

**Position:** Second Baseman

**Bats:** Right

**Throws:** Right

**Height:** 5-11

**Weight:** 188

**Opening Day Age:** 32

**Born:** January 29, 1960 in Sacramento, Calif.

**Resides:** Loomis, Calif.

**First Pro Contract:** Los Angeles Dodgers, selected in ninth round, June 1978 free agent draft. **Sox**

**Acquisition:** Acquired along with cash considerations from the New York Yankees in exchange for pitchers Melido Perez, Domingo Jean and Bob Wickman, January 10, 1992. **Major League Service:** 10 years, 48 days.

**Contract Status:** Signed through 1995.

**1991:** Led the Yankees in batting average (.304), games (158), at-bats (652), runs (85), hits (198), doubles (38) and multihit games (58) ... ranked second in AL in at-bats and hardest to strikeout (1:18.6 plate appearances) ... was sixth in hits, tied for sixth in multihit games and ninth in stolen bases (31) ... set career bests in at-bats, home runs (10) and fewest strikeouts (38) ... home run total was most by a Yankee second baseman since 1958 (Gil McDougald, 12) ... hit a team-high .344 versus left-handers and struck out just six times in 215 at-bats against southpaws ... hit .291 at Yankee Stadium and .317 on the road ... ranked second in AL in fielding among second baseman (.990) ... hit in the second slot exclusively until 5/19 when he batted first for one game ... made Yankee debut as a third baseman on 5/20, playing third for the first time since 7/12/87 (also played third on 10/2/85) ... played five straight games at third (three errors) before moving back to second for good on 5/26 ... hit .348 with one home run and eight RBI in June ... batted .326 with three homers and eight RBI in July ... led off 7/3 game versus Cleveland with home run and added another the next day, marking the third time in his career he hit home runs in back-to-back games ... was hit by a pitch (left elbow) on 7/14 at California by Chuck Finley and missed three games (7/19-22) ... hit .310 in August, marking third consecutive .300 month ... swiped career stolen base No. 399 on 8/24 at Toronto and added No. 400 on 8/27 versus Texas in the first inning ... hit seventh home run on 9/2 at Texas, setting career high ... hit .313 with five home runs and 26 RBI after the All-Star break.

**Major League Highlights:** Ranks fourth among major leaguers in hits over the past five seasons ... with 909 hits, ranks behind Kirby Puckett (1015), Wade Boggs (987) and Tony Gwynn (929) ... has stolen 407 bases in 570 attempts (71.4%) ... topped 50 steals one time and recorded 40 or more six times. **1990:** Stole 43 bases for the second consecutive year ... was fourth in AL in hardest-to-strikeout (1:14.8 at-bats) ... finished sixth among AL second baseman with a .987 fielding percentage ... was second in assists (456) and games played (154), third in total chances (759), tied for third in double plays (102) and fourth in putouts (293) ... batted .294 in April ... stole nine of 10 bases in May ... had a nine-game hitting streak from 6/15-24, batting .390 with three doubles, one triple and six RBI ... recorded 25 multihit games ... hit in a season-best 10 consecutive games to conclude July ... hit .288 in September/October with 10 steals ... stole 24 of 26 bases (92.3%) after the All-Star break. **1989:** Led the Yankees with a .315 batting average ... topped AL with 171 singles ... was fifth hardest to strikeout in AL (1:15.3 plate appearances) ... stole 43 bases ... hit .324 at Yankee Stadium and .306 on the road ... road batting average was sixth-best in AL ... finished first among AL second basemen with a .987 fielding percentage ... also led in double plays (117) and games (158) and was second in putouts (312), assists (460) and total chances (782) ... committed only two errors after the break ... hit .383 in June ... hit in 11 consecutive games from 6/17-30, including a 10-20 stretch ... went 5-5 on

6/27 at Detroit, his second career two-hit game ... through the first three months of the season, did not go hitless in consecutive games. **1988:** Played in his 1000th career game on 6/22 versus Atlanta ... led NL with 632 at-bats (third in the majors) and road hitters with 321 at-bats ... placed fourth in NL with 50 multihit games, 175 hits and .981 fielding percentage ... was sixth-toughest batter to strike out, averaging one strikeout per 12.4 at-bats ... ranked seventh with 42 stolen bases ... hit .267 in the National League Championship Series versus the New York Mets ... batted .300 in five games against Oakland in the World Series ... hit safely in all five games ... granted free agency on 11/4 and signed with the New York Yankees on 11/23. **1987:** Recorded team-high 19-game hitting streak (9/5-27) ... also had 13-game stretch (5/10-25) and an 11-game streak (8/9-21) ... recorded 1000th career hit on 8/29 off Montreal's Jeff Parrett ... appeared in left field in 16-2 loss versus San Francisco on 7/9. **1986:** Finished second in NL batting race to Montreal's Tim Lincecum (.334 to .332), now his teammate with the Sox ... .332 was highest Dodger batting average since Tommy Davis hit .346 in 1962 ... selected as the NL's Silver Bat winner in balloting by major league managers and coaches ... earned NL Player of the Month honors for September, hitting in 25 consecutive games from 9/1-27 ... it was the longest hitting streak in the majors that season ... 64 multihit games ranked second in NL, while .390 on-base percentage was third ... hit first career grand slam on 5/7 at Chicago off Jay Ballew, and posted a career-high five RBI ... named to *The Sporting News* NL All-Star and Silver Slugger teams. **1985:** Batting average was as low as .226 on 7/2, but hit .311 over last 84 games ... suffered strained lower right leg in Freeway Series against the Angels on 4/7 and did not play regularly until May. **1984:** Batted .322 in April ... suffered a sore right elbow in late May, which bothered him for the remainder of the season ... still led the club in at-bats, stolen bases and was second in runs. **1983:** Starting second baseman for NL in the All-Star Game ... 56 stolen bases ranked third in the NL, 94 runs was fifth and tied for ninth with 175 hits ... committed league-high 30 errors, but only six came after the All-Star break ... did not make an error over last 38 games. **1982:** Named NL Rookie of the Year after earning starting second base job ... it was the fourth consecutive season a Dodger won the award ... 49 stolen bases ranked fifth in the league ... only rookie named to NL All-Star Team and was selected for the UPI and Topps Rookie All-Star teams. **1981:** After leading Texas League with a .346 average, was recalled to Los Angeles on 8/18 to replace the injured Davey Lopes ... hit .364 in first eight games and finished at .277 ... earned a spot on the postseason roster ... collected first major-league hit on 8/18 off Chicago's Mike Griffin and first home run on 8/23 off St. Louis' Bob Shirley.

**Minor League Highlights:** Batted .309 in 408 career minor-league games. **1981:** Led Texas League in batting while at Class AA San Antonio and was named the league's Most Valuable Player ... was used exclusively at second base. **1980:** Led Florida State League second basemen in double plays (91) and batted .283 at Class A Vero Beach. **1979:** Batted .290 with 52 RBI and 25 stolen bases at Class A Clinton ... played the outfield, second and third base. **1978:** Began his professional career as a shortstop at Lethbridge of the Pioneer League, hitting .328.

**Miscellaneous/Personal:** Married Debbie Graham ... has daughter Lauren Ashley (7/19/87) and son John Jeremy (8/15/88) ... graduated from James Marshall High School, West Sacramento in June, 1978 ... signed by scout Ronnie King ... earned All-American, All-California, all-city, all-league and league MVP honors his junior season ... repeated as league MVP, all-city and all-California during his senior season and set four school baseball records ... plays the drums ... friend Dennis Alexio is a world kick-boxing champion.

YEAR	CLUB	AVG	G	AB	R	H	TB	2B	3B	HR	RBI	SH	SF	HB	BB	SO	SB	CS	E
1978	Lethbridge	.328	39	131	24	43	55	6	3	0	21	2	0	1	16	20	0	2	9
1979	Clinton	.290	115	386	64	112	137	15	2	2	52	2	7	3	57	30	25	8	18
1980	Vero Beach	.283 @	139	@530	78	150	193	18	8	3	61	11	5	5	51	26	33	10	20
1981	San Antonio	^ .346	115	485	94	168	221	23	3	8	52	11	5	5	40	32	34	10	17
	LOS ANGELES	.277	31	119	15	33	41	2	0	2	9	1	0	0	7	14	5	7	4
1982	LOS ANGELES	.282	150	638	88	180	229	23	7	4	47	10	0	2	49	53	49	19	19
1983	LOS ANGELES	.281	155	623	94	175	218	18	5	5	41	8	2	1	58	73	56	30	30
1984	LOS ANGELES	.243	145	569	70	138	173	24	4	1	35	2	3	1	47	53	34	19	21
1985	LOS ANGELES	.279	136	488	62	136	155	8	4	1	42	3	3	3	54	43	27	11	22
1986	LOS ANGELES	.332	157	633	91	210	279	43	4	6	56	6	3	3	59	58	40	17	16
1987	LOS ANGELES	.280	157	610	84	171	225	22	7	6	46	5	3	3	44	61	37	11	14
1988	LOS ANGELES	.277	160	632	70	175	217	19	4	5	57	7	2	1	45	51	42	12	14
1989	NEW YORK (AL)	.315	158 @	651	88	205	252	26	3	5	63	8	5	1	52	44	43	17	10
1990	NEW YORK (AL)	.260	155	615	70	160	200	24	2	4	42	6	6	4	49	46	43	9	10
1991	NEW YORK (AL)	.304	158	652	85	198	270	38	2	10	56	5	6	3	41	38	31	11	7
A.L. TOTALS		.294	471	1918	243	563	722	88	7	19	161	19	17	8	142	128	117	37	27
N.L. TOTALS		.282	1091	4312	574	1218	1537	159	35	30	333	42	14	14	363	406	290	126	130
M.L. TOTALS		.286	1562	6230	817	1781	2259	247	42	49	494	61	31	22	505	534	407	163	157

\*Led League

@ Tied for League Lead

#### DIVISION SERIES

YEAR	CLUB	AVG	G	AB	R	H	2B	3B	HR	RBI
1981	L.A. vs. Houston	.000	1	0	0	0	0	0	0	0

#### NLCS RECORD

YEAR	CLUB	AVG	G	AB	R	H	2B	3B	HR	RBI
1981	L.A. vs. Mon.	.000	1	0	0	0	0	0	0	0
1983	L.A. vs. Phi.	.250	4	16	0	4	0	0	0	0
1985	L.A. vs. St. Louis	.300	6	20	1	6	3	0	0	1
1988	L.A. vs. N.Y.	.267	7	30	7	8	0	0	0	3
NLCS TOTALS		.273	18	66	8	18	3	0	0	4

#### WORLD SERIES RECORD

YEAR	CLUB	AVG	G	AB	R	H	2B	3B	HR	RBI
1981	L.A. vs. N.Y.	.000	2	1	0	0	0	0	0	0
1988	L.A. vs. Oak.	.300	5	20	3	6	0	0	0	0
WORLD SERIES TOTALS		.266	7	21	3	6	0	0	0	0

#### ALL-STAR GAME RECORD

YEAR	CLUB	SITE	POS	AVG	AB	R	H	2B	3B	HR	RBI
1982	N.L.	Montreal	2B	1.000	1	0	1	0	0	0	0
1983	N.L.	Chicago (AL)	2B	.333	3	1	1	0	0	0	1
1986	N.L.	Houston	2B	1.000	1	0	1	0	0	0	1
1989	A.L.	Anaheim	2B	.000	1	0	0	0	0	0	0
1990	A.L.	Chicago (NL)	2B	.000	1	0	0	0	0	0	0
A.S.G. TOTALS		2B	.429	7	1	3	0	0	0	0	2

#### BATTER'S STATISTICAL BREAKDOWN

CLUB	AVG	G	AB	1991			CAREER					
				H	HR	RBI	AVG	G	AB	H	HR	RBI
California	.159	12	44	7	0	2	.269	36	145	39	1	11
Kansas City	.259	12	54	14	0	5	.303	34	145	44	1	12
Minnesota	.279	11	43	12	0	4	.250	34	136	34	0	12
Oakland	.242	9	33	8	2	5	.235	33	132	31	2	6
Seattle	.286	12	49	14	0	1	.243	36	144	35	1	6
Texas	.365	12	52	19	3	7	.290	35	145	42	4	18
vs. West	^ .278	^80	^324	^90	5	^28	^ .273	^242	^977	^267	^9	^77
Baltimore	.339	13	59	20	2	6	.338	38	160	54	2	10
Boston	.245	14	53	13	2	6	.277	40	159	44	4	16
Cleveland	.316	13	57	18	1	3	.312	38	157	49	2	15
Detroit	.340	13	53	18	0	5	.313	37	150	47	1	17
Milwaukee	.421	12	57	24	0	4	.359	38	156	36	0	11
New York	-	-	-	-	-	-	-	-	-	-	-	-
Toronto	.306	13	49	15	0	4	.289	38	159	46	1	15
vs. East	.329	78	328	108	5	28	.315	229	941	296	10	84
1991 Totals/Lifetime	^ .304	^158	^652	^198	10	^56	^ .294	^471	^1918	^563	^19	^161
Home	.291	81	327	95	6	27						
Road	.317	77	325	103	4	29						
1st Half	.294	78	326	96	5	30						
2nd Half	.313	80	326	102	5	26						
April	.284	17	74	21	1	11						
May	.216	27	111	24	1	8						
June	.348	27	112	39	1	8						
July	.326	23	86	28	3	8						
August	.310	31	126	39	0	9						
Sept-Oct	.329	33	143	47	4	12						

\*Includes totals vs. White Sox



# RICH SCHEID

# 48



**Given Name:** Richard Paul Scheid

**Position:** Pitcher

**Bats:** Left

**Throws:** Left

**Height:** 6-3

**Weight:** 185

**Opening Day Age:** 27

**Born:** February 3, 1965, Staten Island, N.Y.

**Resides:** Summit, N.J.

**First Pro Contract:** New York Yankees, selected in second round, June 1986 free agent draft. **Sox Acquisition:** Obtained from Chicago Cubs in exchange for pitcher Chuck Mount, December 22, 1989. **Major League Service:** None. **Contract Status:** Signed through 1992.

**1991:** Spent entire season at Class AAA Vancouver of the Pacific Coast League ... ranked second on the Canadians' staff with 47 appearances, all in relief ... averaged 7.7 strikeouts per 9.0 innings (57 SO/66.2 IP) ... won six games and collected three saves.

**Minor League Highlights:** **1990:** Split first full season with the Sox organization between Class AA Birmingham of the Southern League and Class AAA Vancouver ... owned a combined record of 4-3 with a 2.46 ERA and 12 saves overall ... began season at Birmingham where he posted a 2-1 record, four saves and a fine 2.22 ERA in 25 appearances ... promoted to Vancouver on 6/30 and notched eight saves in 20 appearances ... owned a 2-2 mark with a 3.20 ERA in 54.2 innings. **1989:** Made stops at Class AAA Iowa and Class AA Charlotte of the Cubs organization ... appeared in just seven games with Iowa with no decisions ... sent to Charlotte in late April and posted a 4-1 record in 17 games. **1988:** Owned a 6-6 ledger with 3.73 ERA in 24 games/20 starts at Class A Pittsfield. **1987:** Combined to notch an 11-3 record with three clubs ... owned a perfect 7-0 mark and 2.95 ERA for the Yankees' Class A Ft. Lauderdale affiliate ... promoted to Class AA Albany of the Eastern League and went 2-3 in nine starts ... traded to Cubs on 7/12 and won his only two decisions at Pittsfield. **1986:** Logged 9-3 record with 2.23 ERA and three complete games in first pro season at Class A Oneonta of the New York-Penn League.

**Miscellaneous/Personal:** Single ... attended Seton Hall University in South Orange, N.J. where he set a school record for strikeouts (117) in his senior season.

YEAR	CLUB	W-L	PCT.	ERA	G	GS	CG	SHO	SV	IP	H	R	ER	HR	HB	BB-I	SO	WP	BK
1986	Oneonta	9-3	.750	2.23	15	15	3	1	0	93.0	62	30	23	2	3	32-0	100	6	2
1987	Ft. Laud.	7-0	1.000	2.95	9	8	1	0	0	55.0	43	25	18	1	0	29-0	49	3	0
	Albany	2-3	.400	5.44	9	9	1	1	0	48.0	44	33	29	2	5	33-0	3	5	3
	Pittsfield	2-0	1.000	7.39	11	6	0	0	0	28.0	44	27	23	1	1	19-0	13	2	0
1988	Pittsfield	6-6	.500	3.73	24	20	1	0	1	118.0	119	58	49	6	1	62-0	75	10	10
1989	Iowa	0-0	.000	4.91	7	0	0	0	0	7.0	8	6	4	0	0	10-0	7	0	1
	Charlotte	4-1	.800	4.08	17	6	1	0	0	46.0	43	30	21	8	2	27-0	37	7	7
1990	Birmingham	2-1	.670	2.22	31	1	0	0	13	44.2	3.7	17	11	0	1	21-0	37	4	3
	Vancouver	2-2	.500	3.20	20	2	0	0	10	39.1	37	19	14	2	0	24-0	38	2	3
1991	Vancouver	6-7	.462	6.08	47	0	0	0	3	66.2	65	46	45	7	2	33-4	57	6	0

## Consecutive Grand Slams

In 1984, Greg Luzinski hit grand slams in consecutive games against Minnesota. He connected in the first inning off Frank Viola on June 8, and again off Mike Walters in the seventh inning on June 9.

# SAMMY SOSA

# 25



**Given Name:** Samuel Sosa

**Position:** Outfielder

**Bats:** Right

**Throws:** Right

**Height:** 6-0

**Weight:** 175

**Opening Day Age:** 23

**Born:** November 12, 1968,

San Pedro de Macoris, D.R.

**Resides:** San Pedro de Macoris, D.R.

**First Pro Contract:** Texas Rangers, signed as free agent in July, 1985.

**Sox Acquisiton:** Obtained with infielder Scott Fletcher and pitcher Wilson Alvarez from Texas for designated hitter Harold Baines and infielder Fred Manrique, July 29, 1989. **Major League Service:** Two years, 49 days.

**Contract Status:** Signed through 1992.

**1991:** Registered 12 multihit games and seven multiRBI contests ... hit .200 (51-255) with nine home runs and 26 RBI before being optioned to Class AAA Vancouver on 7/19 ... hit in 12 of 14 games (.333, 20-60) from 4/27-5/15 ... appeared in 32 games after being recalled on 8/27 ... hammered two home runs and collected five RBI on Opening Day at Baltimore ... made 76 starts with 67 in right field and nine in center ... was only Sox player to reach double figures in both home runs and stolen bases ... scored winning run from second base on infield single by Lance Johnson on 9/20 versus California.

**Major League Highlights: 1990:** Was first major league and only American League player in 1990 to reach double figures in doubles (26), triples (10) and home runs (15) ... was first Sox player to do so since Harold Baines in 1984 ... ranked second in AL outfield assists (14) and seventh in stolen bases (32) ... second on club in home runs (15), RBI (70), multihit games (41), total bases (215) and stolen bases ... cracked four leadoff home runs and tallied eight multi-extra base hit contests ... batted .325 when he made contact ... together with Lance Johnson and Ivan Calderon, formed the first Sox trio to swipe 30 bases apiece since 1902. **1989:** Made major-league debut with Rangers on 6/16 versus New York ... notched a single and a double in four at-bats and scored one run ... hit .238 with three doubles, one home run and three RBI before being optioned to Class AAA Oklahoma City on 7/20 ... obtained by Sox on 7/29 in five-player trade and sent immediately to Vancouver ... made debut with Sox on 8/22 at Minnesota ... was 3-3 with a home run and two RBI, scored two runs and stole a base ... batted .273 over 33 games with five doubles, three home runs and 10 RBI.

**Minor League Highlights: 1989:** Opened season with Class AA Tulsa of Texas League ... batted .297 with 15 doubles, four triples, seven home runs and 31 RBI in 66 games ... contract purchased by Texas on 6/15 ... following trade to White Sox, joined Class AAA Vancouver club ... hit .367 in 13 games for the Canadians before August promotion. **1988:** Played at Class A Port Charlotte ... led Florida State League with 12 triples, matching the second-highest total in the National Association and the most ever for a Texas organization player at Class A level ... ranked third in the league in at-bats (507) and tied for fifth in runs (70) ... topped club in those three categories as well as games (131) and stolen bases (42) ... placed second in hits (116), homers (nine) and RBI (51) ... his theft total was the most of any player in the Rangers' organization. **1987:** Spent season at Class A Gastonia of the South Atlantic League and led league in GWRBI (14) ... led club in batting (.279), games (129), runs (73), hits (145) and doubles (27) ... played in the SAL All-Star Game. **1986:** At Sarasota, led the Gulf Coast League in doubles (19) and total bases (96), tied for second in games (61), ranked third in at-bats (229) and was fifth in hits (63).

**Miscellaneous/Personal:** Single ... signed with Texas as a 16-year-old in July 1985 ... played Babe Ruth and American Legion baseball in the Dominican Republic ... has eight brothers and two sisters.

YEAR	CLUB	AVG	G	AB	R	H	TB	2B	3B	HR	RBI	SH	SF	HB	BB	SO	SB	CS	E
1986	Sarasota (GCL)	.275	61	229	38	63	96	*19	1	4	28	0	2	0	22	51	11	3	@6
1987	Gastonia	.279	129	519	73	145	213	27	4	11	59	0	3	5	21	123	22	8	17
1988	Charlotte	.229	131	507	70	116	180	13	*12	9	51	0	3	4	35	106	42	24	7
1989	Tulsa	.297	66	273	45	81	125	15	4	7	31	2	2	3	15	52	16	11	4
	TEXAS	.238	25	84	8	20	26	3	0	1	3	4	0	0	0	20	0	2	2
	Oklai City	.103	10	39	2	4	6	2	0	0	3	0	0	0	2	8	4	2	2
	Vancouver	.238	25	84	8	20	26	3	0	1	3	4	0	0	0	20	0	2	2
	WHITE SOX	.273	33	99	19	27	41	5	0	3	10	1	2	2	11	27	7	3	2
1990	WHITE SOX	.233	153	532	72	124	215	26	10	15	70	2	6	6	33	150	32	16	*13
1991	WHITE SOX	.203	116	316	39	64	106	10	1	10	33	5	1	2	14	98	13	6	6
	Vancouver	.267	32	116	19	31	51	7	2	3	19	3	0	1	17	32	9	11	3
A.L. TOTALS		.228	327	1031	138	235	388	44	11	29	116	12	9	10	58	295	52	27	23
M.L. TOTALS		.228	327	1031	138	235	388	44	11	29	116	12	9	10	58	295	52	27	23
*Led League		@Tied for League Lead																	

#### BATTER'S STATISTICAL BREAKDOWN

CLUB	AVG	G	AB	1991			CAREER					
				H	HR	RBI	AVG	G	AB	H	HR	RBI
California	.143	11	28	4	2	4	.272	31	92	25	4	10
Kansas City	.231	11	26	6	0	4	.203	25	59	12	0	8
Minnesota	.250	10	20	5	1	3	.241	28	79	19	2	9
Oakland	.242	13	33	8	1	5	.253	29	87	22	3	14
Seattle	.074	13	27	2	0	0	.218	27	74	16	1	8
Texas	.167	11	30	5	1	3	.203	25	79	16	2	6
vs. West	.183	69	164	30	5	19	*.235	*167	*477	*112	12	*56
Baltimore	.308	5	13	4	2	6	.200	23	80	16	3	10
Boston	.286	8	21	6	0	0	.232	23	69	16	2	4
Cleveland	.200	9	30	6	0	2	.195	33	113	22	0	5
Detroit	.059	5	17	1	0	0	.161	20	62	10	1	7
Milwaukee	.250	8	28	7	1	2	.244	20	78	19	3	12
New York	.300	6	20	6	1	2	.241	22	83	20	4	9
Toronto	.174	6	23	4	1	2	.290	19	69	20	4	13
vs. East	.224	47	152	34	5	14	.222	160	554	123	17	60
1991 Totals/Lifetime	.203	116	316	64	10	33	*.228	*327	*1031	*235	29	*116
Home	.186	61	145	27	3	10						
Road	.216	55	171	37	7	23						
1st Half	.205	77	244	50	9	26						
2nd Half	.194	39	72	14	1	7						
April	.222	17	54	12	3	8						
May	.221	25	95	21	4	8						
June	.173	28	81	14	2	10						
July	.160	14	25	4	0	0						
August	.214	5	14	3	0	1						
Sept-Oct	.213	27	47	10	1	6						

\*Includes totals vs. White Sox

## BOBBY THIGPEN

# 37



**Given Name:** Robert Thomas Thigpen

**Position:** Pitcher

**Bats:** Right

**Throws:** Right

**Height:** 6-3

**Weight:** 195

**Opening Day Age:** 28

**Born:** July 17, 1963, Tallahassee, Fla.

**Resides:** St. Petersburg, Fla.

**First pro contract:** White Sox. **Sox Acquisition:**

Selected in fourth round, June 1985 free agent draft. **Major League**

**Service:** Five years, 21 days. **Contract Status:** Signed through 1993 with options for 1994 and 1995.

**1991:** Became first Sox pitcher to save 30 or more games in four consecutive seasons ... only three White Sox pitchers have saved 30 or more in one season (Thigpen, 1988: 34, 1989: 34, 1990: 57, 1991: 30; Bob James, 1985: 32 and Ed Farmer, 1980: 30) ... tied for 17th with Mike Marshall on the all-time save list with 178 ... owned 2.51 ERA (11 ER/39.1 IP) and allowed only three home runs over last 38 appearances (6/21-10/3) ... 30 of 39 in save situations (76.9%) and is 87 of 104 (83.7%) since Opening Day 1990 ... converted 17 of last 21 save opportunities ... turned 28 on 7/17 and is the all-time major-league leader with 167 saves before turning 28 ... 12 of 42 (28.6%) inherited runners scored ... registered 13.1-

inning scoreless streak (7/20-8/12) ... posted 10.2-inning scoreless streak (6/21-7/12) ... saved games in four consecutive appearances twice in 1991 (4/10-16 and 7/27-30) ... seven relief wins matched club high (Donn Pall and Melido Perez).

**Major League Highlights:** His 171 saves over the last five seasons are second only to Oakland's Dennis Eckersley over the stretch. **1990:** Recorded the best season of any major-league reliever in the history of the game ... on 9/3 versus Kansas City, registered 47th save of season breaking Dave Righetti's mark of 46 established in 1986 ... re-wrote major-league single-season save record with 57 saves in 65 opportunities ... topped own Sox single-season mark on 8/4 versus Milwaukee, notching No. 35 ... surpassed his own previous record set in 1988 and 1989 ... earned save No. 40 in game No. 118 on 8/19 at Texas, the earliest date and game in which any reliever has reached that plateau ... became Sox all-time save leader with No. 99 on 5/11 versus Kansas City ... named AL Pitcher of the Month for May ... made first AL All-Star appearance, hurling one scoreless inning ... received Roloids Relief Man Award, setting record for points (151) ... tied major-league mark for saves in a month with 13 in August ... won three monthly Roloids titles: June (10 saves), August, September (12) ... named *The Sporting News* 1990 Fireman of the Year ... led American League with 77 appearances and 73 games finished ... had an ERA of 1.83 ... figured in a record 65% of Sox victories ... White Sox were 65-12 when he appeared ... registered saves in eight consecutive contests from 9/15-30 ... struck out 70 batters in 88.2 innings pitched ... closed out campaign with saves in 14 of last 15 opportunities. **1989:** Tied his club record of 34 saves set in 1988, topping Bob James' 1985 mark of 32 ... finished second in AL saves to Texas' Jeff Russell (38) ... also finished second to Russell in AL Roloids Relief Man standings ... picked up five saves in last six outings ... recorded 19 saves in second half of season ... registered saves in 34 of 43 opportunities ... 56 games finished led the Sox pitching staff. **1988:** Established White Sox record with 34 saves ... was involved in 39 of 71 victories, giving him the top percentage (54.9%) among all major league relievers ... converted 34 of 43 save opportunities, including 26 of his first 30 ... AL June winner of Roloids Relief Man Award ... his 68 appearances were most on the Sox staff and second to Milwaukee's Chuck Crim (70) in the AL ... unscored upon in 47 of his 68 outings ... did not fail in consecutive save chances at any time in 1988. **1987:** Assumed the closer role for the Sox in the second half of the season and led the staff with 16 saves while posting an ERA of 2.73 ... the AL winner of the Roloids Relief Man Award for September with a 4-1 record and seven saves ... garnered his 16 saves in 22 opportunities and was successful in 15 of his last 19 chances ... three wins, one loss and six saves in his last 10 outings ... finished the season tied for sixth in the league in saves despite not earning his second save until 7/31 ... opened the season with the Sox as a setup man for late-inning specialist Bob James ... owned a 2-2 record with one save and a 3.51 ERA when optioned to Class AAA Hawaii on 5/26 ... move was made so Thigpen could experiment as a starting pitcher at Hawaii ... fired a pair of complete games and one shutout ... returned to Sox during the All-Star break (July 15) ... took over role of stopper in late July when James was disabled with a sore right tricep ... allowed just 15 of 49 (30.6%) inherited runners to score and just three of 20 after 8/1. **1986:** Promoted from Class AA Birmingham to the White Sox on 8/6 and made his major-league debut that night at Boston ... allowed a pair of earned runs in his first 2.1 innings but did not allow another run in his next 15 outings and his next 28.1 innings ... the scoreless-innings streak was the longest on the Sox staff ... recorded saves in seven consecutive opportunities after not being allowed to finish the game in his first save chance ... first major-league save came on 8/17 versus Milwaukee ... his first two saves and three of his first four came for Steve Carlton during the lefty's brief stint with the White Sox ... Thigpen's first big-league victory came on 9/12 versus California with 3.0 perfect innings of relief ... ERA dropped to 0.60 before his streak of scoreless innings ended on 9/20.

**Minor League Highlights: 1987:** Was 2-3 in nine starts with a 6.15 ERA at Hawaii. **1986:** Used exclusively as a starter at Birmingham in 1986, compiling an 8-11 record with a 4.68 ERA in 25 starts ... recorded 90 strikeouts in 159.2 innings. **1985:** Spent the majority of year at Class A Niagara Falls ... owned a 2-3 record and a team-high nine saves in 28 appearances ... made just one start ... posted a club best 1.72 ERA and struck out 74 batters in just 52.1 innings of work ... moved to Class A Appleton to help bolster the Foxes' bullpen as they approached the Midwest League playoffs.

**Miscellaneous/Personal:** Married Keri Keesler ... has son Robert Alan (1/30/90) ... the White Sox' fourth selection in the June 1985 free agent draft ... played college baseball at Mississippi State where he was primarily an outfielder in addition to spot pitching duty ... helped the Bulldogs reach the College World Series in 1985 ... played collegiately with San Francisco's Will Clark and Texas' Rafael Palmeiro.

YEAR	CLUB	W-L	PCT.	ERA	G	GS	CG	SHO	SV	IP	H	R	ER	HR	HB	BB-I	SO	WP	BK
1985	Niagara Falls	2-3	.400	1.72	28	1	0	0	9	52.1	30	12	10	1	1	19-2	74	2	0
	Appleton	1-0	1.000	0.00	1	0	0	0	0	2.2	1	0	0	0	0	1-1	4	0	0
1986	Birmingham	8-11	.421	4.68	25	25	5	0	0	159.2	182	97	83	12	11	54-1	90	4	2
	WHITE SOX	2-0	1.000	1.77	20	0	0	0	7	35.2	26	7	7	1	1	12-0	20	0	0
1987	WHITE SOX	7-5	.583	2.73	51	0	0	0	16	89.0	86	30	27	10	3	24-5	52	0	0
	Hawaii	2-3	.400	6.15	9	9	2	1	0	52.2	72	38	36	5	1	14-1	12	0	1
1988	WHITE SOX	5-8	.385	3.30	68	0	0	0	34	90.0	96	38	33	6	4	33-3	62	6	2
1989	WHITE SOX	2-6	.250	3.76	61	0	0	0	34	79.0	62	34	33	10	1	40-3	47	2	1
1990	WHITE SOX	4-6	.400	1.83	77	0	0	0	57	88.2	60	20	18	5	1	32-3	70	2	0
1991	WHITE SOX	7-5	.583	3.49	67	0	0	0	30	69.2	63	32	27	10	4	38-8	47	2	0
A.L. TOTALS		27-30	.474	2.89	344	0	0	0	178	452.0	393	161	145	42	14	179-22	298	12	3
M.L. TOTALS		27-30	.474	2.89	344	0	0	0	178	452.0	393	161	145	42	14	179-22	298	12	3

\*Led league

ALL-STAR GAME RECORD

YEAR	CLUB, SITE	POS	W-L	PCT	ERA	IP	H	ER	BB	SO
1990	A.L., Chicago (NL)	P	0-0	.000	0.00	1.0	0	0	0	1
A.S.G. TOTALS		P	0-0	.000	0.00	1.0	0	0	0	1

PITCHER'S STATISTICAL BREAKDOWN

CLUB	1991						CAREER					
	ERA	W-L	SV	IP	ER	SO	ERA	W-L	SV	IP	ER	SO
California	3.38	0-0	1	2.2	1	2	2.73	1-3	16	33.0	10	25
Kansas City	3.38	0-1	1	2.2	1	1	1.60	3-3	14	40.0	8	24
Minnesota	1.17	1-0	3	7.2	1	5	3.45	2-1	16	31.1	12	19
Oakland	6.75	1-1	3	5.1	4	4	3.41	3-3	14	34.1	13	27
Seattle	15.43	0-0	2	2.1	4	1	2.18	3-0	15	33.0	8	15
Texas	6.35	1-2	1	5.2	4	2	2.97	3-4	14	36.1	12	23
vs. West	5.13	3-4	11	26.1	15	15	2.73	15-14	89	208.0	63	133
Baltimore	2.45	0-0	4	7.1	2	6	4.09	1-3	16	33.0	15	21
Boston	3.00	1-1	3	6.0	2	3	1.85	1-1	12	34.0	7	25
Cleveland	0.00	0-0	2	3.0	0	2	2.08	2-1	12	30.1	7	23
Detroit	3.86	0-0	2	7.0	3	6	4.54	1-5	6	33.2	17	26
Milwaukee	1.23	2-0	2	7.1	1	4	1.90	3-1	19	47.1	10	25
New York	3.18	0-0	3	5.2	2	6	3.62	2-2	13	32.1	13	25
Toronto	2.57	1-0	3	7.0	2	5	3.51	2-3	11	33.1	13	20
vs. East	2.49	4-1	19	43.1	12	32	3.02	12-16	89	244.0	82	165
1991 Totals/Lifetime	3.49	7-5	30	69.2	27	47	2.89	27-30	178	452.0	145	298
Home	4.59	5-2	12	33.1	17	22						
Road	2.48	2-3	18	36.1	10	25						
1st Half	3.57	5-2	18	40.1	16	26						
2nd Half	3.38	2-3	12	29.1	11	21						
April	4.35	0-0	6	10.1	5	9						
May	3.07	3-1	3	14.2	5	11						
June	5.79	1-1	6	9.1	6	5						
July	1.62	3-1	9	16.2	3	7						
August	2.38	0-1	3	11.1	3	9						
Sept-Oct	6.14	0-1	3	7.1	5	6						

Top RBI Trios

Zeke Bonura, Luke Appling and Jackie Hayes combined to drive in 350 runs in 1935, the most in history by any trio of White Sox players. Bonura collected 138 RBI, Appling 128 and Hayes 84.

# FRANK THOMAS

# 35



**Given Name:** Frank Edward Thomas

**Position:** First Baseman

**Bats:** Right

**Throws:** Right

**Height:** 6-5

**Weight:** 240

**Opening Day Age:** 23

**Born:** May 27, 1968, Columbus, Ga.

**Resides:** Chicago, Ill.

**First Pro Contract:** White Sox. **Sox Acquisition:**

Selected in first round (seventh pick overall), June 1989 free agent draft.

**Major League Service:** One year, 63 days. **Contract Status:** Signed through 1992.

**1991:** Finished third in AL Most Valuable Player voting with 181 total points (Cal Ripken 318, Cecil Fielder 286) ... named to both Associated Press and *The Sporting News* postseason All-Star teams ... finished second to Chili Davis in AL Outstanding Designated Hitter voting ... reached base safely 317 times (178 hits, 138 walks and one hit by pitch) to become the 38th player (88 times) in modern major league history to reach base safely at least 300 times ... set franchise record for walks on 9/28 versus Seattle, breaking Lu Blue's 60-year-old mark of 127 and finished with 138 ... led AL by 37 walks becoming the 21st player to lead his league by 30 or more walks ... also led AL in on-base percentage (.453), finished fifth in home runs (32) and RBI (109), eighth in runs (104) and ninth in batting average (.318) ... reached base safely (by hit, walk, hit by pitch) in 145 of 158 games ... 32 home runs tied for sixth on Sox single-season all-time home run list (Ron Kittle, 1984; Greg Luzinski, 1983 and Dick Allen, 1974) and were the most by a White Sox player since Carlton Fisk blasted 37 in 1985 ... hit at least one home run against every AL team ... hit .376 (64-170) with 11 home runs and 35 RBI versus left-handers and .293 (114-389) with 21 homers and 74 RBI versus right-handers ... batted .343 on turf ... named AL Player of the Week on 4/28 and 8/4 ... named AL Player of the Month for August when he hit .371 (41-110) with eight home runs, 27 RBI and 24 walks ... collected 44 two-hit games, nine three-hit games, two four-RBI and three career-high five-RBI contests (5/23 at Oakland, 6/14 versus Kansas City and 6/24 versus Seattle) ... 309 total bases are the third highest total in franchise history ... Sox posted 22-8 mark when he homered and 24 of his 32 roundtrippers came at Comiskey Park ... became second Sox player to bat over .300, hit 30 or more home runs and drive in over 100 runs (Dick Allen, 1972; .308, 37 HR, 113 RBI) ... registered a pair of two-homer games (7/25 versus Boston and 8/21 versus Detroit) ... started 101 games at designated hitter and 56 at first base ... appeared in 158 games ... missed first game on 9/6 at Texas.

**Major League Highlights: 1990:** Rookie first baseman made debut in a White Sox uniform on 8/2 at Milwaukee after setting the Southern League ablaze at Class AA Birmingham ... made significant contribution to the Sox pennant run ... collected hits in 45 of his 60 games, including a 13-game hitting streak (9/17-9/30) ... his .330 batting average was the highest by a Sox player with at least 200 plate appearances since Taffy Wright hit .333 in 1942 ... named AL Player of the Week on 9/24 ... cracked seven home runs, 31 multihit games, 44 walks and a .529 slugging percentage ... had .989 fielding percentage at first base ... his 156 major and minor league walks led professional baseball.

**Minor League Highlights: 1990:** Named *Baseball America's* Minor League Player of the Year for his efforts at Birmingham ... batted .323 in 109 games for the Barons with a league-best 112 walks ... cracked 18 home runs while driving in 71 ... named Topps SL Player of the Month for July. **1989:** Following selection from Auburn University, the first baseman



split season between Rookie White Sox and Class A Sarasota ... with Rookie Sox of the Gulf Coast League, batted .333 (16-48) over 16 games ... promoted to Sarasota of the Florida State League on 7/9 ... played in 55 games, hitting .277 (52-188) ... cracked nine doubles, a triple, four homers and 30 RBI.

**Miscellaneous/Personal:** Single ... signed a football scholarship with Auburn University in 1986 ... played only as a freshman, catching three passes for a total of 45 yards as a tight end ... played football at Auburn with Sox teammate Bo Jackson during Jackson's senior year ... a graduate of Columbus High School in Georgia ... all-state and Bi-City Player of the Year in baseball his senior year ... played baseball at Auburn and holds the school record for career home runs (49) and single-season record for walks (73) ... named Southeastern Conference's Most Valuable Player in 1989 and was All-SEC Tournament selection ... selected to *The Sporting News* 1989 All-America Team ... led SEC in batting (.403) and RBI (83) and finished second in home runs (19) ... was named First-Team All-SEC first baseman in 1988 ... led SEC in batting with a .385 average ... during summer was member of U.S. National Team ... hit .339 (21-62) with 13 runs scored, two home runs, 15 runs batted in and four stolen bases ... selected member of *Baseball America's* Freshman All-America Team as first baseman and first team All-SEC in 1987 ... set Auburn single-season home run record with 21 homers ... member of the U.S. Pan-Am Team.

YEAR	CLUB	AVG	G	AB	R	H	TB	2B	3B	HR	RBI	SH	SF	HB	BB	SO	SB	CS	E
1989	Sarasota (GCL)	.333	16	48	7	16	24	5	0	1	11	0	2	2	10	24	4	7	2
	Sarasota (FSL)	.277	55	186	27	52	75	9	1	4	30	0	1	3	31	33	0	1	7
1990	Birmingham	.323	109	353	84	114	205	27	3	18	71	0	4	5	112	74	7	5	14
	WHITE SOX	.330	60	191	39	63	101	11	3	7	31	0	3	2	44	54	0	1	5
1991	WHITE SOX	.318	158	559	104	178	309	31	2	32	109	0	2	1	138	112	1	2	2
<b>A.L. TOTALS</b>		<b>.321</b>	<b>218</b>	<b>750</b>	<b>143</b>	<b>241</b>	<b>410</b>	<b>42</b>	<b>5</b>	<b>39</b>	<b>140</b>	<b>0</b>	<b>5</b>	<b>3</b>	<b>182</b>	<b>166</b>	<b>1</b>	<b>3</b>	<b>7</b>
<b>M.L. TOTALS</b>		<b>.321</b>	<b>218</b>	<b>750</b>	<b>143</b>	<b>241</b>	<b>410</b>	<b>42</b>	<b>5</b>	<b>39</b>	<b>140</b>	<b>0</b>	<b>5</b>	<b>3</b>	<b>182</b>	<b>166</b>	<b>1</b>	<b>3</b>	<b>7</b>

\*Led League

#### BATTER'S STATISTICAL BREAKDOWN

CLUB	AVG	G	1991				AVG	G	CAREER			
			AB	H	HR	RBI			AB	H	HR	RBI
California	.409	13	44	18	2	7	.369	20	65	24	3	10
Kansas City	.386	13	44	17	3	9	.333	20	66	22	3	11
Minnesota	.213	13	47	10	2	3	.212	19	66	14	3	5
Oakland	.205	12	39	8	1	7	.259	18	58	13	2	12
Seattle	.302	13	43	13	3	11	.368	20	68	25	5	17
Texas	.314	10	35	11	2	6	.278	15	54	15	2	7
vs. West	.306	74	252	77	13	43	.305	112	377	115	18	62
Baltimore	.444	12	45	20	5	14	.444	12	45	20	5	14
Boston	.277	12	47	13	3	8	.246	19	69	17	3	11
Cleveland	.364	12	44	16	3	6	.418	16	55	23	4	11
Detroit	.283	12	46	13	2	6	.283	12	46	13	2	6
Milwaukee	.326	12	46	15	1	3	.328	17	61	20	2	7
New York	.326	12	43	14	2	12	.326	12	43	14	2	12
Toronto	.278	12	36	10	3	13	.352	18	54	19	3	15
vs. West	.329	84	307	101	19	66	.336	106	373	126	21	78
1991 Totals/Lifetime	.318	158	559	178	32	109	.321	218	750	241	39	140
Home	.371	81	267	99	24	61						
Road	.271	77	292	79	8	48						
1st Half	.302	80	261	85	14	58						
2nd Half	.335	78	278	93	18	51						
April	.313	17	64	20	3	13						
May	.322	27	87	28	5	24						
June	.280	29	107	30	5	20						
July	.323	27	99	32	7	15						
August	.373	30	110	41	8	27						
Sept-Oct	.293	28	92	27	4	10						

### RBI Record

Taft Wright of the White Sox holds the American League record for consecutive games with an RBI. In 1941, Wright collected an RBI in 13 consecutive contests (5/4-20).

## ROBIN VENTURA

# 23



**Given Name:** Robin Mark Ventura

**Position:** Third Baseman

**Bats:** Left

**Throws:** Right

**Height:** 6-1

**Weight:** 192

**Opening Day Age:** 24

**Born:** July 14, 1967, Santa Maria, Calif.

**Resides:** Santa Maria, Calif.

**First Pro Contract:** White Sox. **Sox Acquisition:**

Selected in first round (10th pick overall), June 1988 free agent draft.

**Major League Service:** Two years, 22 days. **Contract status:** Signed through 1992.

**1991:** Set White Sox record for RBI by a third baseman (100), breaking Bill Melton's mark of 96 in 1970 ... winner of the Rawlings Gold Glove for AL third basemen, his first ... led all major league third basemen with 440 total chances and 135 putouts ... was the 28th time a White Sox player received the Gold Glove award (Luis Aparicio 7, Jim Landis 5, Sherm Lollar 3, Nellie Fox 3, Minnie Minoso 2, Jim Kaat 2, Tommie Agee, Ken Berry, Jim Spencer, Mike Squires and Ozzie Guillen) ... received votes in the Most Valuable Player balloting ... named AL Player of the Week on 7/21 and AL Player of the Month for July after batting .357 with 12 home runs and 33 RBI, including two game-ending home runs ... most RBI in a month since Harold Baines recorded 36 in June, 1987 ... his home run total tied Bill Melton (12 in June, 1971) and Roy Sievers (12 in July, 1960) for the second highest monthly output in Sox history, behind Dick Allen's 13 in July, 1972 ... blasted grand slam to beat Texas on 7/31 ... set career high with six RBI on 7/19 versus Milwaukee ... Sox were 15-4 when he homered ... notched four two-homer games (7/19 versus Milwaukee, 7/27 game one at Boston, 7/31 versus Texas and 8/21 versus Detroit) ... batted .293 (135-460) and hit safely in 84 of 118 games after 5/29 ... hit .322 (19-59) in April and .312 (34-109) in June ... registered 11-game hitting streak (.367, 18-49) with four home runs and 15 RBI from 7/2 to 7/15 ... collected 35 two-hit games, nine three-hit games and three four-hit games ... recorded 16 two-RBI games, six three-RBI games, two four-RBI games and one five-RBI game ... hit .284 in both day and night games.

**Major League Highlights:** **1990:** Played 147 games at third base ... led AL rookies in games played with 150, the most by a Sox first-year man since Ozzie Guillen's 150 in 1985 ... his 123 hits were also the most by a White Sox rookie since Guillen's 134 in 1985 ... hit .333 over first seven contests before suffering through an 0-for-41 stretch ... was moved to second slot in batting order and responded by hitting .280 (79-282) ... finished season at .249 ... batted .272 minus the 16-game hitless stretch ... enjoyed productive final two months of season, hitting .330 with 15 RBI ... was lone member of Sox to have more walks than strikeouts (55 BB/53 SO) ... hit first major-league home run on 4/19 at Comiskey Park off Boston's Roger Clemens ... named third baseman on Topps Major League Rookie All-Star team. **1989:** Received call to majors on 9/11 ... made major-league debut on 9/12 at Baltimore ... received walk in first major-league at-bat ... in second plate appearance notched first hit off 1988 Olympic teammate Ben McDonald ... in first five games posted .286 batting average ... finished brief big-league stint with .178 batting average and seven RBI in 16 games.

**Minor League Highlights:** **1989:** Spent first and only minor league season at Class AA Birmingham ... named to mid-season and postseason Southern League All-Star teams ... stole nine of 16 bases ... finished 12th in Southern League batting with a .278 average and was second in walks with 93 ... led SL third basemen with a .930 fielding percentage.

**Miscellaneous/Personal:** Married Stephanie Habbard ... earned national publicity for 58-game hitting streak as a sophomore at Oklahoma State ... streak was snapped by then-Stanford pitcher and current

teammate Jack McDowell during the 1987 College World Series ... named the 1988 recipient of Dick Howser Trophy as college baseball's outstanding player and the Golden Spikes Award, college baseball's equivalent of the Heisman Trophy ... member of the 1988 U.S. Olympic team ... batted .409 in helping lead U.S. team to a gold medal in Seoul ... posted .380 average with 12 home runs and 77 RBI during 50-game tour before the games ... ended stellar three-year career at Oklahoma State by batting .391 with 26 home runs and 96 RBI during his junior campaign ... named 1987 *Baseball America* College Player of the Year .... hit .469 with 21 home runs and 110 RBI ... named 1986 *Baseball America* Freshman of the Year after hitting .428 ... holds Oklahoma State career record with 329 hits ... led Cowboys to consecutive College World Series appearances as a freshman and sophomore ... three-time All-America selection ... named College Player of the Decade by *Baseball America*.

YEAR	CLUB	AVG	G	AB	R	H	TB	2B	3B	HR	RBI	SH	SF	HB	BB	SO	SB	CS	E
1989	Birmingham	.278	129	454	75	126	164	25	2	3	67	4	6	6	93	51	9	7	27
	WHITE SOX	.178	16	45	5	8	11	3	0	0	7	1	3	1	8	6	0	0	2
1990	WHITE SOX	.249	150	493	48	123	157	17	1	5	54	13	3	1	55	53	1	4	25
1991	WHITE SOX	.284	157	606	92	172	268	25	1	23	100	8	7	4	80	67	2	4	18
A.L. TOTALS		.265	323	1144	145	303	436	45	2	28	161	22	13	6	143	126	3	8	45
M.L. TOTALS		.265	323	1144	145	303	436	45	2	28	161	22	13	6	143	126	3	8	45

#### BATTER'S STATISTICAL BREAKDOWN

CLUB	AVG	G	1991				CAREER					
			AB	H	HR	RBI	AB	H	HR	RBI		
California	.205	12	44	9	1	1	.200	27	85	17	1	4
Kansas City	.294	13	51	15	0	7	.250	28	96	24	1	14
Minnesota	.222	13	45	10	3	9	.256	27	88	21	3	15
Oakland	.278	13	52	12	0	3	.333	26	97	27	0	8
Seattle	.340	12	47	16	2	6	.352	23	88	31	3	9
Texas	.280	13	50	14	2	12	.212	27	85	18	2	15
vs. West	.263	76	289	76	8	38	.248	158	539	136	10	65
Baltimore	.295	12	44	13	1	7	.237	25	93	22	2	13
Boston	.346	11	46	16	3	9	.297	23	91	27	4	17
Cleveland	.255	12	47	12	2	12	.253	27	95	24	2	18
Detroit	.356	11	45	16	4	9	.310	23	87	27	4	11
Milwaukee	.316	12	57	18	4	15	.255	24	102	26	4	21
New York	.361	11	36	13	1	9	.375	21	72	27	2	15
Toronto	.190	12	42	8	0	1	.185	22	65	12	0	1
vs. East	.303	81	317	96	15	62	.232	165	605	165	18	96
1991 Totals/Lifetime	.284	157	606	172	23	100	.265	323	1144	303	28	161
Home	.289	81	304	88	16	58						
Road	.278	76	302	84	7	42						
1st Half	.283	78	297	84	7	36						
2nd Half	.285	79	309	88	16	64						
April	.322	16	58	19	2	9						
May	.208	26	101	21	0	7						
June	.312	29	109	34	2	14						
July	.357	27	115	41	12	33						
August	.283	29	106	30	5	25						
Sept-Oct	.233	30	116	27	2	12						

## STEVE WAPNICK

# 51

**Given Name** Steven Lee Wapnick

**Position:** Pitcher

**Bats:** Right

**Throws:** Right

**Height:** 6-2

**Weight:** 200

**Opening Day Age:** 26

**Born:** September 25, 1965, Panorama City, Calif.

**Resides:** Sepulveda, Calif.

**First Pro Contract:** Toronto Blue Jays, selected in

the 30th round, June 1987 free agent draft. **Sox Acquisition:** Acquired as the player to be named later, along with outfielder Shawn Jeter, in exchange for outfielder Cory Snyder, September 5, 1991. **Major League Service:** 62 days. **Contract status:** Signed through 1992.



**1991:** Made White Sox debut on 9/5 versus Kansas City with one shutout inning ... finished four games in six appearances and opponents batted just .111 against him ... spent majority of season at Class AAA Syracuse of the Toronto organization ... led International League with a career-high 20 saves ... appeared in 53 games and struck out 58 in 71.2 innings.

**Minor League Highlights: 1990:** Selected by the Detroit Tigers from the Blue Jays organization in the Rule 5 Draft on 12/4/89 ... opened season with Tigers, pitching in four contests before being returned to the Blue Jays on 5/1 ... appeared in 11 games at Syracuse, posting two saves. **1989:** Split season between Class A Dunedin, Class AA Knoxville and Class AAA Syracuse ... posted a combined 6-0 mark with a 1.57 ERA and nine saves ... struck out 89 in 97.1 innings. **1988:** Saved 12 games with a 2.24 ERA at Class A Myrtle Beach ... averaged 10.3 strikeouts per 9.0 innings (69 K/60.1 IP). **1987:** Made pro debut at Class A St. Catherines ... had a strikeout-to-walk ratio of 3.0 (63 K/21 BB).

**Miscellaneous/Personal:** Married Suzanne Chleboun ... played collegiate baseball at Moorpark College in Moorpark, California and Fresno State University ... was 8-0 for the Glacier Pilots of the Alaska Summer League in 1986.

YEAR	CLUB	W-L	PCT.	ERA	G	GS	CG	SHO	SV	IP	H	R	ER	HR	HB	BB-I	SO	WP	BK
1987	St. Catherines	3-4	.429	3.02	20	6	0	0	1	65.2	53	28	22	5	2	21-0	63	3	1
1988	Myrtle Beach	4-3	.571	2.24	54	9	9	9	12	60.1	44	18	15	2	0	31-5	69	3	3
1989	Dunedin	4-0	1.000	2.05	24	1	0	0	7	66.0	48	19	15	2	3	22-1	59	9	1
	Knoxville	1-0	1.000	0.49	12	0	0	0	2	18.1	12	1	1	1	0	7-0	20	0	1
	Syracuse	1-0	1.000	0.69	6	1	0	0	0	13.0	9	1	1	0	1	5-0	10	0	0
1990	DETROIT	0-0	.000	6.43	4	0	0	0	0	7.0	8	5	5	0	0	10-0	8	0	0
	Syracuse	0-1	.000	5.06	11	1	0	0	2	16.0	16	9	9	2	1	6-0	19	1	0
1991	Syracuse	6-3	.667	2.76	53	0	0	0	20	71.2	68	23	22	4	2	25-4	58	4	1
	WHITE SOX	0-1	.000	4.50	6	0	0	0	0	5.0	2	1	1	0	0	4-0	1	0	0
A.L. TOTALS		0-1	.000	4.50	10	0	0	0	0	12.0	10	6	6	0	0	14-0	7	0	0
M.L. TOTALS		0-1	.000	4.50	10	0	0	0	0	12.0	10	6	6	0	0	14-0	7	0	0

#### PITCHER'S STATISTICAL BREAKDOWN

PITCHER'S STATISTICAL BREAKDOWN												
CLUB	ERA	W-L	1991				CAREER					
			SV	IP	ER	SO	ERA	W-L	SV	IP	ER	SO
California	0.00	0-0	0	0.2	0	0	0.00	0-0	0	0.2	0	0
Kansas City	0.00	0-0	0	1.0	0	1	0.00	0-0	0	1.0	0	1
Minnesota	0.00	0-0	0	2.0	0	0	10.91	0-0	0	3.1	4	0
Oakland	9.00	0-1	0	1.0	1	0	9.00	0-1	0	1.0	1	0
Seattle	0.00	0-0	0	0.1	0	0	0.00	0-0	0	0.1	0	0
Texas	0.00	0-0	0	0.0	0	0	0.00	0-0	0	0.0	0	0
vs. West	1.80	0-1	0	5.0	1	1	2.73	0-1	0	6.1	5	1
Baltimore	0.00	0-0	0	0.0	0	0	1.59	0-0	0	5.2	1	6
Boston	0.00	0-0	0	0.0	0	0	0.00	0-0	0	0.0	0	0
Cleveland	0.00	0-0	0	0.0	0	0	0.00	0-0	0	0.0	0	0
Detroit	0.00	0-0	0	0.0	0	0	0.00	0-0	0	0.0	0	0
Milwaukee	0.00	0-0	0	0.0	0	0	0.00	0-0	0	0.0	0	0
New York	0.00	0-0	0	0.0	0	0	0.00	0-0	0	0.0	0	0
Toronto	0.00	0-0	0	0.0	0	0	0.00	0-0	0	0.0	0	0
vs. East	0.00	0-0	0	0.0	0	0	1.59	0-0	0	5.2	1	6
1991 Totals/Lifetime	1.80	0-1	0	5.0	1	1	4.50	0-1	0	12.0	6	7
Home	0.00	0-0	0	3.2	0	1						
Road	6.75	0-1	0	1.1	1	0						
1st Half	0.00	0-0	0	0	0	0						
2nd Half	1.80	0-1	0	5.0	1	1						
April	0.00	0-0	0	0	0	0						
May	0.00	0-0	0	0	0	0						
June	0.00	0-0	0	0	0	0						
July	0.00	0-0	0	0	0	0						
August	0.00	0-0	0	0	0	0						
Sept-Oct	1.80	0-1	0	5.0	1	1						

## Player Career Highs

### Joey Cora

Game	Season
Hits — 4 (twice, last 9/26/90 @ S.F.)	57 (1987)
HR — None	None
GS — None	None
RBI — 2 (five times, last 8/16/91 @ N.Y.-AL)	18 (1991)
SB — 2 (four times, last 8/8/91 vs. N.Y.-AL)	15 (1987)
Hitting Streak — 11 (7/29-8/9/91)	

### Carlton Fisk

Game	Season
Hits — 5 (8/9/88 @ Detroit)	169 (1977)
HR — 2 (24 times, last 10/3/91, game one vs. Minn.)	37 (1985)
GS — 1 (five times, last 10/3/91, game one vs. Minn.)	1 (five times, last 1991)
RBI — 7 (seven times, last 9/6/85 @ Tex.)	107 (1985)
SB — 2 (seven times, last 7/16/90 @ Del.)	17 (twice, last 1985)
Hitting Streak — 18 (8/22-9/9/76)	

## Craig Grebeck

Game	Season
Hits — 3 (twice, last 9/27/91 vs. Sea.)	63 (1991)
HR — 1 (six times, last 9/15/91 @ Cal.)	6 (1991)
GS — 1 (9/15/91 @ Cal.)	1 (1991)
RBI — 4 (9/15/91 @ Cal.)	31 (1991)
SB — 1 (7/6/91 vs. Minn.)	1 (1991)
Hitting Streak — 6 (8/13-19/91)	

## Ozzie Guillen

Game	Season
Hits — 5 (7/9/87 @ N.Y.-AL)	156 (1987)
HR — 1 (10 times, last 9/5/91 vs. K.C.)	3 (1991)
GS — 1 (9/5/91 vs. K.C.)	1 (1991)
RBI — 4 (twice, last 9/5/91 vs. K.C.)	58 (1990)
SB — 2 (eight times, last 7/27/91, game two @ Bos.)	36 (1989)
Hitting Streak — 18 (7/5-28/89)	

## Michael Huff

Game	Season
Hits — 3 (five times, last 8/6/91 vs. N.Y.-AL)	61 (1991)
HR — 1 (four times, last 8/13/91 @ Det.)	3 (1991)
GS — None	None
RBI — 4 (8/6/91 vs. N.Y.)	25 (1991)
SB — 2 (three times, last 8/8/91 vs. N.Y.-AL)	14 (1991)
Hitting Streak — 5 (5/13-17/89)	

## Bo Jackson

Game	Season
Hits — 4 (five times, last 5/10/88 vs. Bos.)	132 (1989)
HR — 3 (7/17/90 @ N.Y.-AL)	32 (1989)
GS — 1 (twice, last 9/27/89 @ Calif.)	1 (twice, last 1989)
RBI — 7 (7/17/90 @ N.Y.-AL)	105 (1989)
SB — 3 (three times, last 7/5/89 @ Oak.)	27 (1988)
Hitting Streak — 11 (5/22-7/3)	

## Lance Johnson

Game	Season
Hits — 4 (four times, last 10/3/91, game one vs. Minn.)	161 (1991)
HR — 1 (7/12/90 @ N.Y.-AL)	1 (1990)
GS — None	None
RBI — 3 (six times, last 7/1/91 @ Minn.)	51 (1990)
SB — 3 (9/1/89 vs. Bal.)	36 (1990)
Hitting Streak — 14 (9/19-10/3/90)	

## Ron Karkovice

Game	Season
Hits — 4 (7/14/90 @ N.Y.-AL)	48 (1989)
HR — 2 (8/13/91 @ Det.)	6 (1990)
GS — 1 (twice, last 8/30/90 @ Minn.)	1 (1990)
RBI — 5 (8/27/89 @ Cle.)	24 (1989)
SB — 1 (11 times, last 9/27/90 vs. Mil.)	4 (1988)
Hitting Streak — 7 (8/13-18/89)	

## Matt Merullo

Game	Season
Hits — 3 (6/9/91 @ K.C.)	32 (1991)
HR — 1 (six times, last 10/6/91 @ Sea.)	5 (1991)
GS — None	None
RBI — 2 (six times, last 9/30/91 vs. Minn.)	21 (1991)
SB — None	None
Hitting Streak — 3 (twice, last 5/9-13/89)	

## Warren Newson

Game	Season
Hits — 3 (10/3/91, second game vs. Minn.)	39 (1991)
HR — 1 (four times, last 8/21/91 vs. Det.)	4 (1991)
GS — 1 (7/14/91 @ Mil.)	1 (1991)
RBI — 4 (7/14/91 @ Mil.)	25 (1991)
SB — 1 (twice, last 7/27/91 @ Bos.)	2 (1991)
Hitting Streak — 5 (twice, last 8/15-23/91)	

## Dan Pasqua

Game	Season
Hits — 4 (four times, last 10/3/91, second game vs. Minn.)	108 (1991)
HR — 2 (nine times, last 4/27/91 vs. N.Y.-AL)	20 (1988)
GS — None	None
RBI — 4 (six times, last 4/27/91 vs. N.Y.-AL)	66 (1991)
SB — 1 (five times, last 5/13/90 vs. N.Y.-AL)	2 (1986)
Hitting Streak — 12 (8/9-23/86)	

## Tim Raines

Game	Season
Hits — 5 (twice, last 8/16/87 vs. Pitt.)	194 (1986)
HR — 2 (4/10/85 @ N.Y.-NL)	18 (1987)
GS — 1 (five times, last 10/1/90 vs. St L.)	1 (1990)
RBI — 5 (10/1/90 vs. St L.)	71 (1983)
SB — 4 (five times, last 9/25/89 @ Pitt.)	90 (1983)
Hitting Streak — 17 (4/24-5/13/86)	

## Steve Sax

Game	Season
Hits — 5 (twice, last 6/27/89 @ Det.)	210 (1986)
HR — 2 (5/26/88 @ Phil.)	10 (1991)
GS — 1 (5/7/86 @ Chi.-NL)	1 (1986)
RBI — 5 (5/7/86 @ Chi.-NL)	63 (1989)
SB — 3 (three times, last 7/25/89 @ Cle.)	55 (1983)
Hitting Streak — 25 (9/1-27/86)	

## Sammy Sosa

Game	Season
Hits — 4 (6/24/89 vs. Cle.)	124 (1990)
HR — 2 (4/8/91 @ Bal.)	15 (1990)
GS — None	None
RBI — 5 (4/8/91 @ Bal.)	70 (1990)
SB — 2 (three times, last 9/13/90 vs. Bos.)	32 (1990)
Hitting Streak — 7 (6/14-20/90)	

## Frank Thomas

Game	Season
Hits — 4 (6/14/91 vs. K.C.)	178 (1991)
HR — 2 (twice, last 8/21/91 vs. Det.)	32 (1991)
GS — 1 (6/24/91 vs. Sea.)	1 (1991)
RBI — 5 (three times, last 6/24/91 vs. Sea.)	109 (1991)
SB — 1 (6/15/91 vs. K.C.)	1 (1991)
Hitting Streak — 13 (9/17-30/90)	

## Robin Ventura

Game	Season
Hits — 4 (three times, last 7/31/91 vs. Tex.)	172 (1991)
HR — 2 (four times, last 8/21/91 vs. Det.)	23 (1991)
GS — 1 (twice, last 7/31/91 vs. Tex.)	2 (1991)
RBI — 6 (7/19/91 vs. Mil.)	100 (1991)
SB — 1 (twice, last 5/23/91 @ Oak.)	2 (1991)
Hitting Streak — 11 (7/2-15/91)	

## Pitcher Career Bests

### Wilson Alvarez

Game	Season
SO, Starter — 7 (8/11/91 @ Bal., 9.0 IP)	Wins — 3 (1991)
SO, Reliever — 2 (9/24/91 @ Minn., 5.1 IP)	ERA — 3.51 (1991)
Low BB, Starter — 4 (9/1/91 @ Cle., 9.0 IP)	IP — 56.1 (1991)
Low BB, Reliever — 2 (9/24 @ Minn., 5.1 IP)	SO — 32 (1991)
Low Hits, Starter — 0 (8/11/91 @ Bal., 9.0 IP)	Win Streak — 2 (9/1-10/6/91)
Low Hits, Reliever — 2 (9/24/91 @ Minn., 5.1 IP)	
IP, Starter — 9.0 (8/11/91 @ Bal.)	
IP, Reliever — 5.1 (9/24/91 @ Minn.)	
CG — 2 (last 9/1/91 vs. Cle.)	
SHO — 1 (8/11/91 @ Bal.)	

### Jeff Carter

Game	Season
SO, Starter — 1 (8/15/91 @ Det., 5.0 IP)	ERA — 5.25 (1991)
Low BB, Starter — 4 (8/15/91 @ Det., 5.0 IP)	IP — 12.0 (1991)
Low Hits, Starter — 4 (8/15/91 @ Det., 5.0 IP)	SO — 2 (1991)
Low Hits, Reliever — 0 (10/3/91, second game vs. Minn.), 2.0 IP)	
IP, Starter — 5.0 (8/15/91 @ Det.)	
IP, Reliever — 2.0 (10/3/91, second game vs. Minn.)	

### Brian Drahman

Game	Season
SO, Reliever — 3 (4/30/91 @ Mil., 1.1 IP)	Wins — 3 (1991)
Low BB, Reliever — 2 (5/25/91 @ Oak., 1.2 IP)	ERA — 3.23 (1991)
Low Hits, Reliever — 2 (8/15/91 @ Det., 3.0 IP)	IP — 30.2 (1991)
IP, Reliever — 3.0 (8/15/91 @ Det.)	SO — 18 (1991)



## Wayne Edwards

Game	Season
SO, Starter — 7 (8/24/90 vs. Cal., 6.0 IP)	Wins — 5 (1990)
SO, Reliever — 5 (7/3/90 vs. Det., 3.1 IP)	ERA — 3.22 (1990)
Low BB, Starter — 2 (8/29/90 @ Minn., 7.0 IP)	IP — 85.0 (1990)
Low BB, Reliever — 1 (9/27/90 vs. Mil., 5.2 IP)	SO — 63 (1990)
Low Hits, Starter — 3 (8/10/90, game one vs. Tex., 5.2 IP)	Win Streak — 3 (8/10-8/24/90)
Low Hits, Reliever — 3 (9/27/90 vs. Mil., 5.2 IP)	Saves — 2 (1990)
IP, Starter — 7.0 (8/29/90 @ Minn.)	
IP, Reliever — 5.2 (twice, last 5/18/91 vs. Tor.)	

## Alex Fernandez

Game	Season
SO, Starter — 10 (6/1/91 vs. Oak., 8.2 IP)	Wins — 9 (1991)
SO, Reliever — 1 (4/27/91 vs. N.Y.-AL, 0.2 IP)	ERA — 3.80 (1990)
Low BB, Starter — 1 (9/8/90 @ Tor., 8.0 IP)	IP — 191.2 (1991)
Low BB, Reliever — 1 (twice, last 7/19/91 vs. Mil.)	SO — 145 (1991)
Low Hits, Starter — 3 (9/9/91 @ Oak., 9.0 IP)	Win Streak — 3 (9/4-9/25/91)
Low Hits, Reliever — 1 (7/19/91 vs. Mil., 2.0 IP)	
IP, Starter — 9.0 (twice, last 9/9/91 @ Oak.)	
IP, Reliever — 2.0 (7/17/91 vs. Mil.)	
CG — 5 (last 9/19/91 @ Oak.)	

## Ramon Garcia

Game	Season
SO, Starter — 8 (6/10/91 @ Tex., 7.2 IP)	Wins — 4 (1991)
Low BB, Starter — 1 (6/21/91 vs. Tex., 8.0 IP)	ERA — 5.40 (1991)
Low Hits, Starter — 2 (5/31 vs. Oak., 7.0 IP)	IP — 78.1 (1991)
IP, Starter — 8.0 (6/21/91 vs. Tex.)	SO — 40 (1991)
IP, Reliever — 0.2 (9/30/91 vs. Minn.)	Win Streak — 4 (7/15-8/10/91)

## Roberto Hernandez

Game	Season
SO, Starter — 4 (9/2/91 vs. K.C., 7.0 IP)	Wins — 1 (1991)
SO, Reliever — 1 (10/5/90 @ Sea., 0.2 IP)	ERA — 7.80 (1991)
Low BB, Starter — 2 (9/2/91 vs. K.C., 7.0 IP)	IP — 15.0 (1991)
Low BB, Reliever — 1 (10/5/91 @ Sea., 0.2 IP)	SO — 6 (1991)
Low Hits, Starter — 1 (9/2/91 vs. K.C., 7.0 IP)	
Low Hits, Reliever — 2 (10/5/91 vs. @ Sea., 0.2 IP)	
IP, Starter — 7.0 IP (9/2/91 vs. K.C.)	
IP, Reliever — 0.2 (10/5/91 @ Sea.)	

## Greg Hibbard

Game	Season
SO, Starter — 6 (five times, last 9/5/90 vs. K.C., 9.0 IP)	Wins — 14 (1990)
SO, Reliever — 4 (9/7/91 @ Tex., 6.1 IP)	ERA — 3.18 (1990)
Low BB, Starter — 1 (5/23/91 @ Oak., 9.0 IP)	IP — 211.0 IP (1990)
Low BB, Reliever — 1 (9/7/91 @ Tex., 5.1 IP)	SO — 92 (1990)
Low Hits, Starter — 2 (4/27/90 @ Tex., 8.0 IP)	Win Streak — 3 (twice, last 8/31-9/15/91)
Low Hits, Reliever — 3 (9/7/91 @ Tex., 5.1 IP)	
IP, Starter — 10.0 (5/7/91 vs. Mil.)	
IP, Reliever — 5.1 (9/7/91 @ Tex.)	
CG — 10 (last 8/18/91 @ N.Y.-AL)	
SHO — 1 (9/5/90 vs. K.C.)	

## Charlie Hough

Game	Season
SO, Starter — 13 (8/18/87 vs. KC., 9.0 IP)	Wins — 13 (1987)
SO, Reliever — 7 (twice, last 6/10/77 @ St. L., 4.0 IP)	ERA, Starter — 3.18 (1983)
Low BB, Starter — 0 (8/17/90 game two vs. Chi.-AL, 9.0 IP)	ERA, Reliever — 2.75 (1973)
Low BB, Reliever — 0 (8/27/74 vs. Chi.-AL, 6.2 IP)	IP, Starter — 285.0 (1987)
Low Hits, Starter — 1 (twice, last 8/15/89 @ Sea., 8.0 IP)	IP, Reliever — 143.0 (1976)
Low Hits, Reliever — 1 (8/27/74 vs. Chi.-AL, 6.2 IP)	SO — 223 (1987)
IP, Starter — 13.0 (6/11/86 @ Minn.)	Win Streak — 6 (5/7-6/3/76)
IP, Reliever — 6.2 (8/28/81 @ Mil.)	
CG — 102 (last 8/14/91 vs. Bal.)	
SHO — 12 (last 8/4/91 vs. Bal.)	

## Kirk McCaskill

Game	Season
SO, Starter — 12 (twice, last 7/23/86 vs. Mil., 10.0 IP)	Wins — 17 (1986)
SO, Reliever — 1 (twice, last 7/11/87 vs. Det., 4.0 IP)	ERA, Starter — 2.93 (1989)
Low BB, Starter — 0 (twice, last 8/23/90 @ Bos., 9.0 IP)	IP, Starter — 246.1 (1986)
Low BB, Reliever — 0 (9/29/86 @ K.C., 2.0 IP)	SO — 202 (1986)
Low Hits, Starter — 1 (twice, last 4/28/89 @ Tex., 9.0 IP)	Win Streak — 6 (twice, last 6/18-8/8/88)
Low Hits, Reliever — 1 (9/29/86 @ K.C., 2.0 IP)	
IP, Starter — 10.0 (7/23/86 vs. Mil.)	
IP, Reliever — 4.0 (7/11/87 vs. Det.)	
CG — 30 (last 6/18/91 @ Bos.)	
SHO — 11 (last 8/28/90 vs. Tex.)	

## Jack McDowell

Game	Season
SO, Starter — 10 (five times, last 8/24/91 @ Cle., 9.0 IP)	Wins — 17 (1991)
Low BB, Starter — 0 (twice, last 8/7/91 vs. N.Y.-AL, 9.0 IP)	ERA — 3.41 (1991)
Low Hits, Starter — 1 (7/14/91 @ Mil., 9.0 IP)	IP — 253.2 (1991)
IP, Starter — 9.0 (17 times, last 9/8 vs. Oak.)	SO — 191 (1991)
CG — 20 (last 9/18/91 vs. Oak.)	Win Streak — 6 (8/5-9/4/90)
SHO — 3 (last 9/18/91 vs. Oak.)	

## Donn Pall

Game	Season
SO, Reliever — 5 (8/3/91 vs. Bal., 3.0 IP)	Wins — 7 (1991)
Low BB — 0 (7/24/90 vs. Cle., 4.0 IP)	ERA — 2.41 (1991)
Low Hits — 2 (8/31/91 vs. Cle., 5.0 IP)	IP — 87.0 (1989)
IP — 5.0 (8/31/91 vs. Cle.)	SO — 58 (1989)
Win Streak — 5 (5/17-8/6/91)	

## Ken Patterson

Game	Season
SO, Starter — 3 (twice, last 9/18/88 @ Minn., 4.0 IP)	Wins — 6 (1989)
SO, Reliever — 8 (8/13/91 @ Det., 5.2 IP)	ERA — 2.83 (1991)
Low BB, Starter — 1 (9/13/88 vs. Mil., 6.0 IP)	IP — 66.1 (1990)
Low BB, Reliever — 0 (8/23/91 vs. Cle., 4.0 IP)	SO — 43 (1989)
Low Hits, Starter — 5 (9/18/88 @ Minn., 4.0 IP)	Win Streak — 3 (5/19-7/7/91)
Low Hits, Reliever — 0 (6/17/89 vs. Bos., 4.1 IP)	
IP, Starter — 6.0 (9/13/88 vs. Mil.)	
IP, Reliever — 5.2 (8/13/91 @ Det.)	

## Scott Radinsky

Game	Season
SO, Reliever — 4 (5/24/90 @ Bal., 2.1 IP)	Wins — 6 (1990)
Low BB, Reliever — 0 (7/30/91 @ Tor., 2.0 IP)	ERA — 2.02 (1991)
Low Hits, Reliever — 0 (5/24/90 @ Bal., 2.1 IP)	IP — 71.1 (1991)
IP, Reliever — 2.1 (5/24/90 @ Bal.)	SO — 49 (1991)
	Win Streak — 6 (4/10-7/28/90)

## Bobby Thigpen

Game	Season
SO, Reliever — 4 (twice, last 6/20/90 vs. Cal., 2.0 IP)	Wins — 7 (twice, last 1991)
Low BB, Reliever — 0 (4/14/87 @ Tor., 4.0 IP)	ERA — 1.83 (1990)
Low Hits, Reliever — 0 (twice, last 4/30/90 vs. Tex., 3.0 IP)	IP — 90.0 (1988)
IP, Reliever — 4.0 (twice, last 9/6/87 @ K.C.)	SO — 70 (1990)
	Win Streak — 4 (6/4-7/1/88)

# Player Milestones

## Joey Cora

Games	60 for 300
AB	112 for 700
Hits	55 for 200
Runs	23 for 100
SB	15 for 50

## Carlton Fisk

Games	88 for 2500
AB	485 for 9000
Hits	97 for 2400
2B	33 for 450
HR	28 for 400
RBI	95 for 1400

## Craig Grebeck

Games	34 for 200
AB	157 for 500
Hits	17 for 100
Runs	56 for 100

## Ozzie Guillen

Games	117 for 1200
AB	199 for 4000
Hits	87 for 1100
2B	11 for 150
3B	8 for 50
Runs	73 for 500
RBI	19 for 350

## Michael Huff

Games	86 for 200
AB	132 for 400
Hits	34 for 100
Runs	54 for 100
RBI	23 for 50

## Bo Jackson

Games	66 for 600
AB	92 for 2000
Hits	24 for 500
2B	30 for 100
HR	38 for 150
Runs	14 for 300
RBI	73 for 400
SB	19 for 100

## Lance Johnson

Games	73 for 500
AB	8 for 1500
Hits	95 for 500
2B	4 for 50
3B	24 for 50
Runs	9 for 200
RBI	21 for 150
SB	10 for 100

**Ron Karkovice**

Games	64 for 400
AB	171 for 1000
Hits	16 for 200
Runs	44 for 150
RBI	5 for 100

**Matt Merullo**

Games	89 for 200
AB	79 for 300
Hits	50 for 100

**Warren Newson**

Games	79 for 150
AB	118 for 250
Hits	61 for 100

**Dan Pasqua**

Games	77 for 800
AB	344 for 2500
Hits	59 for 600
Runs	9 for 300
RBI	67 for 400

**Tim Raines**

Games	140 for 1700
AB	86 for 6000
Hits	139 for 1900
2B	7 for 300
3B	13 for 100
Runs	64 for 1100
RBI	48 for 650
SB	15 for 700

**Steve Sax**

Games	38 for 1600
AB	270 for 8500
Hits	119 for 1900
2B	3 for 250
HR	1 for 50
Runs	33 for 850
RBI	6 for 500
SB	43 for 450

**Sammy Sosa**

Games	73 for 400
AB	269 for 1300
Hits	65 for 300
2B	6 for 50
Runs	12 for 150
RBI	34 for 150
SB	48 for 100

**Frank Thomas**

Games	82 for 300
AB	250 for 1000
2B	8 for 50
Runs	57 for 200
RBI	60 for 200

**Robin Ventura**

Games	77 for 400
AB	356 for 1500
Hits	197 for 500
HR	22 for 50
2B	5 for 50
Runs	105 for 250
RBI	89 for 250

## *Pitcher Milestones*

**Alex Fernandez**

Games	28 for 75
Games Started	30 for 75
Wins	11 for 25
IP	220.2 for 500.0
SO	194 for 400

**Greg Hibbard**

Games	12 for 100
Games Started	15 for 100
Wins	19 for 50
IP	157.2 for 700.0
SO	82 for 300

**Charlie Hough**

Games	24 for 800
Wins	5 for 200
IP	194.0 for 3500.0
SO	5 for 2100

**Kirk McCaskill**

Games	8 for 200
Games Started	11 for 200
IP	179.0 for 1400.0
SO	86 for 800

**Jack McDowell**

Games	2 for 100
Games Started	2 for 100
Wins	11 for 50
IP	154.2 for 800.0
SO	45 for 500

**Donn Pall**

Games	23 for 200
IP	37.1 for 300.0
SO	47 for 200

**Ken Patterson**

Games	55 for 200
IP	83.2 for 300.0

**Scott Radinsky**

Games	71 for 200
IP	76.1 for 200.0
SO	5 for 100

**Bobby Thigpen**

Games	56 for 400
IP	48 for 500.0
SO	2 for 300
Saves	22 for 200

## **Switch-Hit Home Runs**

Outfielder Ken Henderson became the only player in Sox history to hit a home run from both sides of the plate in a single game on August 29, 1975 at Baltimore. He homered off left-hander Ross Grimsley and right-hander Wayne Garland.

# NON-ROSTER INVITEES

## CLEMENTE ALVAREZ

# 59



**Given Name:** Clemente Rafael Alvarez

**Position:** Catcher

**Bats:** Right

**Throws:** Right

**Height:** 5-11

**Weight:** 180

**Opening Day Age:** 23

**Born:** May 18, 1968, Anzoategui, Venezuela

**Resides:** Anzoategui, Venezuela

**First Pro Contract:** White Sox. **Sox Acquisition:**

Signed as free agent, January 1987. **Major League**

**Service:** None. **Contract Status:** Signed through 1992.

**1991:** Strong-armed catcher spent season at Class A Sarasota ... batted .206 with one home run and 22 RBI ... batted .246 in June with 12 RBI ... registered eight two-hit games ... tallied pair of three-RBI contests (6/7 and 8/4 versus Baseball City) ... hit safely in eight of 11 games between 6/7 and 6/18, batting .278 (10-36) during stretch ... invited to spring training as a non-roster player.

**Minor League Highlights:** **1990:** Split season between Sarasota and Class A South Bend ... threw out four would-be base stealers and hit game-winning home run in 1-0 victory in first game of the Midwest League divisional playoffs. **1989:** Hit .222 with 22 RBI at South Bend ... collected 15 doubles in 230 at-bats. **1988:** Led New York-Penn League catchers with a .991 fielding percentage while at Class A Utica ... batted .235 with 14 RBI in 53 contests ... also appeared in 15 games at South Bend, **1987:** Made professional debut with Rookie Sarasota, hitting .182 in 25 games.

**Miscellaneous/Personal:** Single ... signed by Sox scout Carlos Loreto.

YEAR	CLUB	AVG	G	AB	R	H	TB	2B	3B	HR	RBI	SH	SF	HB	BB	SO	SB	CS	E
1987	Sarasota (GCL)	.182	25	55	8	10	14	1	0	1	4	0	0	0	7	8	1	1	2
1988	South Bend	.073	15	41	0	3	3	0	0	0	1	1	1	0	3	19	0	0	0
	Utica	.235	53	132	15	31	58	5	1	0	14	4	1	2	11	36	5	2	3
1988	South Bend	.222	86	230	22	51	68	15	0	0	22	9	1	0	16	59	4	1	8
1990	Sarasota (FSL)	.160	37	119	9	19	28	4	1	1	9	2	0	0	8	24	0	0	6
	South Bend	.236	48	127	14	30	41	5	0	2	12	5	2	1	20	38	2	1	4
1991	Sarasota (FSL)	.206	71	194	14	40	57	10	2	1	22	7	1	4	20	41	3	2	5

## RODNEY BOLTON

# 58



**Given Name:** Rodney Earl Bolton

**Position:** Pitcher

**Bats:** Right

**Throws:** Right

**Height:** 6-2

**Weight:** 190

**Opening Day Age:** 23

**Born:** September 23, 1968, Chattanooga, Tenn.

**Resides:** Chattanooga, Tenn.

**First Pro Contract:** White Sox. **Sox Acquisition:**

Selected in 13th round, June 1990 free agent draft.

**Major League Service:** None. **Contract Status:** Signed through 1992.

**1991:** Named the organization's minor league Pitcher of the Year after posting a combined 15-10 mark with 1.78 ERA at Class AA Birmingham and Class A Sarasota ... allowed only 7.19 hits per nine innings ... led all White Sox minor league pitchers with 192.2 IP ... started campaign at Sarasota with a 7-6 mark and 1.91 ERA and 15 victories ... threw a pair of three-hit shutouts (5/2 at Clearwater and 6/21 versus St. Petersburg) ... compiled 1.31 ERA (10 ER/61.2 IP) over nine starts between 4/21 and 6/6 ... promoted to Birmingham in late June ... registered 8-4 ledger with

1.62 ERA at Birmingham ... allowed only three hits and one run over 7.0 innings in Class AA debut on 7/2 versus Chattanooga ... posted 5-1 record with 0.60 ERA (3 ER/45.0 IP) in July to earn organization Pitcher of the Month honors ... tossed four-hit shutout on 7/24 versus Orlando ... made 11 of 12 Birmingham starts at home.

**Minor League Highlights: 1990:** Split rookie season between Class A Utica and South Bend ... was 10-2 with 1.23 ERA in 13 starts ... hurled four games and a pair of shutouts ... fanned 95 batters in 95.0 innings ... threw three-hit shutout for South Bend in first game of Midwest League playoffs versus Madison.

**Miscellaneous/Personal:** Single ... holds bachelor's degree in marketing from the University of Kentucky ... four-year member of the Wildcat baseball team ... college teammate of fellow White Sox minor league player Brandon Wilson ... a two-time Most Valuable Player at Chattanooga State Community College ... led junior college pitchers in strikeouts with 133 in 1988 ... attended Ooltewah High School in Ooltewah, Tenn. ... two-year letterman as pitcher, first baseman and third baseman ... was all-county as a junior and senior.

YEAR	CLUB	W-L	PCT.	ERA	G	GS	CG	SHO	SV	IP	H	R	ER	HR	HB	BB-I	SO	WP	BK
1990	Utica	5-1	.833	0.41	6	6	1	1	0	44.0	27	4	2	0	3	11-0	45	0	0
	South Bend	5-1	.833	1.84	7	7	3	1	0	51.0	34	14	11	0	1	12-1	50	1	1
1991	Sarasota (FSL)	7-6	.538	1.91	15	15	5	2	0	103.2	81	29	22	2	2	23-0	77	3	1
	Birmingham	8-4	.667	1.62	12	12	3	2	0	88.0	73	26	16	3	6	21-1	57	3	0

## DARRIN CAMPBELL

61



**Given Name:** Darrin Robert Campbell

**Position:** Catcher

**Bats:** Right

**Throws:** Right

**Height:** 5-9

**Weight:** 180

**Opening Day Age:** 24

**Born:** July 1, 1967, Cleveland, Ohio

**Resides:** Cleveland, Ohio

**First Pro Contract:** White Sox. **Sox Acquisition:**

Signed as free agent, August 22, 1988. **Major League Service:** None.

**Contract Status:** Signed through 1992.

**1991:** Spent entire campaign with Class AA Birmingham ... batted .221 with seven home runs and 32 RBI in 94 games with the Barons ... hit .316 in May with four homers and 11 RBI ... batted .247 with six home runs on the road ... recorded 10 two-hit games and three three-hit contests ... hit .475 (19-40) during 12-game hitting streak (4/24-5/8) ... drove in season-high three runs on 4/17 versus Charlotte ... blasted three of his seven home runs against Jacksonville.

**Minor League Highlights: 1990:** Spent majority of season at Class A Sarasota ... also made brief appearances at Birmingham and Class AAA Vancouver ... batted .237 with 37 RBI at Sarasota. **1989:** Played in 29 games at Sarasota, hitting .225. **1988:** Appeared in four games at Class A South Bend after signing as a free agent in late August.

**Miscellaneous/Personal:** Single ... played for three years at the University of Michigan and was named to 1987 All-Big Ten Tournament team and 1988 All-Big Ten All-Star team ... played at Michigan with Jim Abbott (California), Mike Ignasiak (Milwaukee), Scott Kamieniecki (New York Yankees), Hal Morris (Cincinnati) and Greg McMurtry of the New England Patriots ... signed by Sox scout Tom Calvano.

YEAR	CLUB	AVG	G	AB	R	H	TB	2B	3B	HR	RBI	SH	SF	HB	BB	SO	SB	CS	E
1988	South Bend	.231	4	13	1	3	4	1	0	0	0	0	0	1	0	4	0	0	2
1989	Sarasota (FSL)	.225	29	89	10	20	26	6	0	0	3	2	0	2	4	23	0	0	5
1990	Birmingham	.182	3	11	0	2	2	0	0	0	0	0	0	1	3	0	0	1	1
	Vancouver	.143	2	7	0	1	1	0	0	0	0	0	0	0	0	1	0	0	0
	Sarasota (FSL)	.235	93	319	26	75	91	10	1	4	37	2	4	2	26	67	4	4	14
1991	Birmingham	.221	94	289	39	64	96	7	3	7	32	3	1	7	27	94	0	1	10

## CHRIS CRON

# 57



**Given Name:** Christopher John Cron

**Position:** Infielder

**Bats:** Right      **Throws:** Right

**Height:** 6-2      **Weight:** 200

**Opening Day Age:** 28

**Born:** March 31, 1964, Albuquerque, N.M.

**Resides:** Placentia, Calif.

**First Pro Contract:** Selected by the Atlanta Braves

in the secondary phase, January 1984 free agent draft. **Sox Acquisition:**

Signed as a minor league free agent, December 6, 1991. **Major League**

**Service:** 23 days. **Contract Status:** Signed through 1992.

**1991:** Appeared in six games with the Angels ... recalled from Class AAA Edmonton on 8/7 ... made major-league debut as a pinch-hitter 8/15 at Minnesota, flying out to right ... was optioned to Edmonton on 8/17 before recall on 9/25 ... collected first hit on 9/30 at Toronto versus left-hander Jimmy Key ... finished third in Pacific Coast League with 22 home runs (fifth highest total in Trappers history) and tied for fifth with 91 RBI ... of his 22 home runs, 13 came with men on base, including a trio of three-run efforts ... batted .315 in the second half ... hit safely in 12 consecutive games from 7/28-8/19.

**Minor League Highlights:** **1990:** Spent entire season at Class AAA Edmonton, breaking left thumb on 8/5 ... missed remainder of the season and Pacific Coast League playoffs ... despite injury, led the club in home runs (17), RBI (75) and strikeouts (92) and tied for the club lead in doubles (31) ... appeared in 91 games at first base, 11 at third base and four as designated hitter ... hit all of his club-leading 17 home runs as a first baseman ... led PCL with three grand slams. **1989:** Set career highs in all offensive categories while spending the entire season at Class AA Midland of the Texas League. **1988:** Collected 84 RBI with a .373 on-base percentage at Class A Palm Springs. **1987:** Split season between Palm Springs and Class A Quad City in first season with Angels after signing as a free agent in January. **1986:** Batted .208 with Atlanta's Class A team in Durham. **1985:** In 119 games at Class A Sumter, hit .240 with 20 doubles and seven home runs. **1984:** Began professional career at Rookie Pulaski ... hit .368 with 37 RBI in 32 games, had a .468 on-base percentage and had a .623 slugging percentage.

**Miscellaneous/Personal:** Married Linda Zuccherro ... has one son, Christopher Jr. (C.J.) ... attended El Dorado (Calif.) High and Santa Ana (Calif.) Junior College.

YEAR	CLUB	AVG	G	AB	R	H	TB	2B	3B	HR	RBI	SH	SF	HB	BB	SO	SB	CS	E
1984	Pulaski	.368	32	114	22	42	71	8	0	7	37	0	2	6	17	20	2	0	5
1985	Sumter	.240	119	425	53	102	143	20	0	7	59	0	1	18	51	98	5	2	25
1986	Durham	.208	90	265	26	55	133	10	0	7	34	2	2	6	29	60	0	2	9
1987	Palm Springs	.272	26	92	6	25	34	3	0	2	9	1	2	2	9	27	2	2	6
	Quad City	.276	111	398	53	110	165	20	1	11	62	0	1	17	44	88	1	3	36
1988	Palm Springs	.251	127	457	71	117	203	28	3	14	84	2	6	27	68	147	4	3	31
1989	Midland	.301	128	491	80	148	250	33	3	22	103	1	6	14	39	126	0	1	17
1990	Edmonton	.287	104	401	54	115	197	31	0	17	75	1	5	5	28	92	7	5	7
1991	Edmonton	.293	123	461	74	135	223	21	1	22	91	2	11	10	47	103	6	5	22
	CALIFORNIA	.133	6	15	0	2	2	0	0	0	0	0	0	0	2	5	0	0	0
<b>ALL TOTALS</b>		.133	6	15	0	2	2	0	0	0	0	0	0	0	2	5	0	0	0
<b>M.L. TOTALS</b>		.133	6	15	0	2	2	0	0	0	0	0	0	0	2	5	0	0	0



# MIKE DUNNE

# 54



**Given Name:** Michael Dennis Dunne

**Position:** Pitcher

**Bats:** Left

**Throws:** Right

**Height:** 6-4

**Weight:** 221

**Opening Day Age:** 29

**Born:** October 27, 1962, South Bend, Ind.

**Resides:** Peoria, Ill.

**First Pro Contract:** St. Louis Cardinals, selected in first round (seventh overall) in June 1984 free agent draft. **Sox Acquisition:** Signed as free agent, May 22, 1991. **Major League Service:** Three years, 86 days. **Contract Status:** Signed through 1992.

**1991:** Made one relief appearance with Rookie Sarasota before joining Class AAA Vancouver ... posted 2-2 record and two saves with Canadians ... threw complete game on 8/25 versus Portland, allowing only six hits and one run ... posted 3.32 ERA (8 ER/21.2 IP) over last four appearances.

**Major League Highlights:** **1990:** Opened season on disabled list with San Diego while still recovering from off-season arm surgery ... activated from DL on 5/14 after rehabilitation stint with Class AAA Las Vegas ... appeared in 10 games (six starts) before season ended when he suffered a fractured right fibula after being hit by a line drive off the bat of Chicago's Marvell Wynne on 7/17. **1989:** Started season with Pittsburgh ... was 1-1 with 7.53 when traded to Seattle on 4/21 ... made AL debut on 4/27 versus Toronto in 6-1 loss ... optioned to Class AAA Calgary after losing three of first four decisions with Mariners ... returned to Seattle after the All-Star break ... tossed eight-hit complete game on 8/1 versus California, striking out a career-high tying eight batters ... left unprotected on Seattle's 40-man roster after having shoulder surgery in November. **1988:** Opening Day pitcher for Pittsburgh, earning the 5-3 win at Philadelphia ... threw lone complete game on 6/11 versus Philadelphia despite 11 walks ... posted career-high eight strikeouts on 8/19 vs. Houston. **1987:** Went to spring training with St. Louis but was traded to Pittsburgh along with outfielder Andy Van Slyke and catcher Mike LaValliere for catcher Tony Pena ... contract was purchased by Pittsburgh from Class AAA Vancouver on 6/1 ... made major league debut on 6/5 versus New York ... registered 13-6 ledger with 3.03 ERA ... finished second in ERA and was named Rookie Pitcher of the Year by *The Sporting News* ... notched 10-2 mark in final 16 starts.

**Minor League Highlights:** **1990:** Made debut on rehabilitation assignment with Las Vegas on 4/26 ... threw no-hitter for Stars on 5/6 at Portland, walking five and striking out two. **1989:** Posted 4-0 record with 3.31 ERA in nine starts at Class AAA Calgary between stints with the Mariners. **1987:** Opened season at Class AAA Vancouver ... owned a 3-4 mark with PCL-leading 1.76 ERA when purchased by Pittsburgh on 6/1. **1986:** Led American Association in innings pitched (185.2) and tied for league lead in starts (28) ... tallied 9-12 mark with 4.56 ERA ... opened season with four-hit shutout win over Buffalo. **1985:** Began professional career with Class AA Arkansas ... 3.08 ERA ranked fourth in Texas League.

**Miscellaneous/Personal:** Married Pam Stroup ... has daughter Kelli (8/5/90) ... member of 1984 U.S. Olympic team ... compiled 2-1 record during exhibition tour ... threw a pair of scoreless innings against Italy in lone Olympic appearance ... one of 16 members of 1984 Olympic team to play in major leagues ... attended Bradley University for three years ... posted 8-2 mark with 2.44 ERA as a junior and was named to *The Sporting News* All-America squad ... earned all-state honors in both baseball and basketball at Limestone High School in Bartonsville, Ill. ... also lettered in golf.

YEAR	CLUB	W-L	PCT.	ERA	G	GS	CG	SHO	SV	IP	H	R	ER	HR	HB	BB-I	SO	WP	BK
1985	Arkansas	4-9	.308	3.08	23	23	3	1	0	146.0	133	72	50	9	3	57-5	91	7	2
1986	Louisville	9-12	.429	4.56	28	28	7	1	0	185.2	182	102	94	11	5	82-7	94	11	9
1987	Vancouver	3-5	.375	1.76	9	9	3	1	0	61.1	61	21	12	2	2	23-1	41	1	1
	PITTSBURGH	13-6	.684	3.03	23	23	5	1	0	163.1	143	66	55	10	1	68-8	72	6	4
1988	PITTSBURGH	7-11	.388	3.92	30	28	1	0	0	170.0	163	88	74	15	5	88-3	70	12	7
1989	PITTSBURGH	1-1	.500	7.53	3	3	0	0	0	14.1	21	12	12	1	1	9-1	4	1	0
	SEATTLE	2-9	.182	5.27	15	15	1	0	0	85.1	104	61	50	7	2	37-1	38	7	1
	Calgary	4-0	1.000	3.31	9	9	0	0	0	51.2	54	26	19	3	3	25-0	19	2	0
1990	Las Vegas	1-2	.333	3.21	4	4	1	1	0	28.0	20	12	10	2	1	10-1	12	0	0
	SAN DIEGO	0-3	.000	5.65	10	6	0	0	0	28.2	28	21	18	4	0	17-0	15	4	1
1991	Sarasota (GCL)	0-0	.000	0.00	1	0	0	0	0	3.0	0	0	0	0	0	1-0	5	0	0
	Vancouver	2-2	.500	5.40	17	5	1	0	2	55.0	66	37	33	5	2	19-0	21	1	3
A.L. TOTALS		2-9	.182	5.27	15	15	1	0	0	85.1	104	61	50	7	2	37-1	38	7	1
N.L. TOTALS		21-21	.500	3.80	66	60	6	1	0	376.1	355	187	159	30	7	182-12	161	23	12
M.L. TOTALS		23-30	.434	4.07	81	75	7	1	0	461.2	459	248	209	37	9	219-13	199	30	13

## JOE HALL

# 60



**Given Name:** Joseph Geroy Hall

**Position:** Third Baseman

**Bats:** Right

**Throws:** Right

**Height:** 6-0

**Weight:** 180

**Opening Day Age:** 26

**Born:** March 6, 1966, Paducah, Ky.

**Resides:** Paducah, Ky.

**First Pro Contract:** St. Louis Cardinals. Sox

**Acquisition:** Acquired from the St. Louis Cardinals

in exchange for minor league outfielder Willie Magallanes, April 3, 1991.

**Major League Service:** None. **Contract Status:** Signed through 1992.

**1991:** Starting third baseman at Class AAA Vancouver after being acquired from the Cardinals in April ... batted .248 with four home runs and 39 RBI ... hit .287 in July ... collected 23 two-hit games and seven three-hit contests ... drove in season-high four runs on 8/23 versus Portland ... hit all four home runs on road ... hit safely in 14 of 16 games (4/22-5/9), batting .317 during stretch (20-63) ... also appeared in the outfield and as a first baseman.

**Minor League Highlights:** Owns a .274 batting average (439-1605) over four professional seasons. **1990:** Spent season with St. Louis Cardinals' Class AA Arkansas affiliate ... hit .271 with 44 RBI ... batted .295 during May and June ... struck out just once every 10.85 plate appearances, fourth-best total in the Texas League ... went 3-3 with four RBI on 8/7 versus Jackson. **1989:** Batted .292 with 45 stolen bases for Class A St. Petersburg ... set career-highs in runs (72) and RBI (54) ... finished sixth in Florida State League batting race and ranked among league leaders in games (second), hits (second), stolen bases (third), at-bats (third) and runs (fifth) ... hit in 11 of 12 games from 7/24-8/4 (.380) ... recorded 48 multi-hit games ... hit .347 in July. **1988:** Split first professional season between Class A Hamilton and Springfield ... batted .285 with 29 stolen bases with Hamilton ... drove in five runs versus Batavia on 6/26 and had eight three-hit games.

**Miscellaneous/Personal:** Was selected in the 10th round of the June 1988 free agent draft by St. Louis ... signed by Cardinals' Tom McCormack ... attended Southern Illinois University and studied Law Enforcement ... graduated from St. Mary's High School in Paducah, Ky. where he was All-State in baseball and basketball ... he also took part in track and cross-country ... named Most Valuable Player of the Cape Cod League All-Star Game held in Fenway Park ... enjoys basketball, tennis and raquetball.

YEAR	CLUB	AVG	G	AB	R	H	TB	2B	3B	HR	RBI	SH	SF	HB	BB	SO	SB	CS	E
1988	Hamilton	.265	70	274	46	78	95	9	1	2	37	1	2	5	30	37	30	8	4
	Springfield	.000	1	1	0	0	0	0	0	0	0	0	0	0	0	0	0	0	0
1989	St. Petersburg	.292	134	504	72	147	162	9	3	0	54	3	9	8	60	57	45	28	25
1990	Arkansas	.271	115	399	44	108	152	14	4	4	44	2	6	3	35	41	21	14	15
1991	Vancouver	.248	118	427	41	106	136	16	1	4	39	3	4	3	23	45	11	11	20

# SHAWN JETER

# 64



**Given Name:** Shawn Darrell Jeter

**Position:** Outfielder

**Bats:** Left

**Throws:** Right

**Height:** 6-2

**Weight:** 185

**Opening Day Age:** 25

**Born:** June 28, 1966 in Shreveport, La..

**Resides:** New York, N.Y.

**First Pro Contract:** Toronto Blue Jays. **Sox Ac-**

**quisition:** Acquired from the Toronto Blue Jays along with a player to be named later (Steve Wapnick) in exchange for outfielder Cory Snyder, July 14, 1991. **Major League Service:** None. **Contract Status:** Signed through 1992.

**1991:** Split season between Toronto's Class AAA affiliate in Syracuse and Class AAA Vancouver ... batted .269 in 69 games with Syracuse before being traded to the Sox organization in July ... batted .299 in 43 games at Vancouver ... recorded a .354 on-base percentage, the highest of his career ... batted .292 in April and .295 in June ... recorded 27 multihit games ... recorded four hits on 6/16 versus Rochester and 9/2 versus Edmonton ... collected a season-high four RBI on 6/26 at Rochester.

**Minor League Highlights:** Owns a .261 batting average (614-2353) over seven professional seasons ... has 77 career steals in 128 attempts.

**1990:** Spent season with Blue Jays' Class AA Knoxville affiliate ... hit .273 for the second consecutive season at Knoxville ... appeared in a career-high 131 games and added 43 RBI and 25 stolen bases ... was second on the team in hits (126) and doubles (25), third in runs (66) and stolen bases and fourth in games. **1989:** Batted .313 in August, going 21-67 with five RBI ... hit .273 with three home runs and 25 RBI in 101 games. **1988:** Began season with Class A Dunedin, playing in first game with Class AA Knoxville on 4/23 ... ended season with an eight-game hitting streak ... hit .248 at Knoxville after batting .281 in 13 games at Dunedin. **1987:** Topped Dunedin club in total bases with 186 ... recorded 127 hits in 127 games ... collected 22 doubles, five triples and nine home runs along with 56 RBI. **1986:** Batted .237 in 70 games at Class A St. Catharines. **1985:** Began professional career with Blue Jays club in Rookie Gulf Coast League ... hit .205 in 56 games with eight stolen bases.

**Miscellaneous/Personal:** Was selected in the seventh round of the June 1985 free agent draft by Toronto ... graduated from Woodlawn High School in Shreveport in 1985 ... competed in baseball, basketball and football in high school ... earned all-city honors in each sport and was all-state in baseball.

YEAR	CLUB	AVG	G	AB	R	H	TB	2B	3B	HR	RBI	SH	SF	HB	BB	SO	SB	CS	E
1985	Bradenton	.205	56	219	25	45	56	2	3	1	16	0	0	1	22	50	8	6	5
1986	St. Catharines	.237	70	241	29	57	79	5	4	3	19	4	0	1	34	79	9	6	4
1987	Dunedin	.271	127	468	59	127	186	22	5	9	56	2	4	6	54	107	8	8	12
1988	Dunedin	.281	13	32	4	9	16	1	0	2	3	0	1	0	3	7	0	1	0
	Knoxville	.248	80	238	31	59	83	7	4	3	25	3	1	0	24	46	10	5	3
1989	Knoxville	.273	101	308	39	84	106	89	2	3	25	2	1	1	27	65	8	4	5
1990	Knoxville	.273	131	461	67	126	167	25	2	4	43	6	7	2	39	95	25	14	12
1991	Syracuse	.264	70	242	36	64	90	15	1	3	26	6	0	0	15	55	5	5	4
	Vancouver	.299	43	144	24	43	53	5	1	1	13	1	1	2	11	27	4	2	6

## Most Home Runs to Start a Game

On September 3, 1937, Boze Berger and Mike Kreevich hit the only back-to-back home runs to start a game in White Sox history. The homers came off Boston's Johnny Marcum.

## BRAD KOMMINSK

# 56



**Given Name:** Brad Lynn Komminsk

**Position:** Outfielder

**Bats:** Right      **Throws:** Right

**Height:** 6-2      **Weight:** 205

**Opening Day Age:** 31

**Born:** April 4, 1961, Lima, Ohio.

**Resides:** Lima, Ohio.

**First Pro Contract:** Atlanta Braves, selected in the first round (fourth overall), June 1979 free agent draft. **Sox Acquisition:** Signed as a free agent, December 6, 1991. **Major League Service:** Four years, six days. **Contract Status:** Signed through 1992.

**1991:** Played in 24 games with the A's, hitting .120 ... started seven games in the outfield ... was up and down between Oakland and Class AAA Tacoma three times ... first time up spanned 4/21 to 5/10 ... made six appearances and went 1-12 before returning to Tacoma ... returned to Athletics three months later on 8/15 ... was taken off the possible playoff roster on 8/31 but returned when the roster expanded ... went 1-5 with three walks over the final five weeks of the season ... batted .293 with five home runs and 43 RBI in 74 games at Tacoma.

**Major League Highlights:** **1990:** Wore four different uniforms ... went to spring training with Cleveland but was released ... signed by San Francisco on 4/5 ... was on the Giants Opening Day roster and appeared in eight games (five at-bats) before being released on 5/2 ... claimed on waivers by Baltimore the next day ... appeared in 46 games for the Orioles and recorded three home runs and eight RBI in 101 at-bats ... played all three outfield positions ... was placed on waivers 7/20 and accepted assignment to Class AAA Rochester. **1989:** Began season on Cleveland's disabled list with asthmatic bronchitis ... removed from the disabled list on 5/4 and sent to Class AAA Colorado Springs ... returned on 6/29 and spent the remainder of the year with the Indians ... earned starting job in center field at one point ... drove in 22 runs in his first 22 games ... named American League Player of the Week for 7/13-16 ... was hitting .301 on 9/1 but a 5-58 spin dropped final average to .237 ... plunged over the fence while trying to catch a Cal Ripken Jr. home run on 9/6 at Baltimore ... tumble was chosen as CNN's Play of the Day. **1985:** Only full major league season ... hit .227 for Atlanta in 106 games ... hit .288 in August. **1984:** Opened the year at Class AAA Richmond but played in 90 games for the Braves after being recalled on 5/30 ... batted .203 with eight home runs ... RBI per at-bat topped the Braves (1:8.4 at-bats) and he stole 18 bases ... hit first major league home run on 6/5 off San Francisco's Scott Garrelts. **1983:** Collected first major league hit on 8/16 off San Diego's Mark Thurmond.

**Minor League Highlights:** **1990:** Batted .291 in 28 games at Class AAA Rochester. **1989:** Collected nine home runs and 34 RBI in 54 games with Cleveland's Class AAA affiliate in Colorado Springs. **1988:** Played entire season at Class AAA Denver, batted .239 with 16 home runs and 57 RBI. **1987:** Traded to Milwaukee for Dion James in January, spent the full season at Denver ... set minor league highs in runs (110), total bases (282) and doubles (31) ... led all Class AAA players with 32 home runs ... was called up by the Brewers on 9/22. **1986:** Spent the entire season at Class AAA Richmond learning to play third base before appearing in five games with Atlanta in September. **1984:** Hit .257 in 42 games with Richmond before call up. **1983:** Led the International League with a .596 slugging percentage ... selected as the league's Rookie of the Year and was chosen to the all-star team ... belted 24 home runs, had 103 RBI and hit .334 for Richmond before his promotion ... voted Braves' Minor League Player of the Year. **1982:** At Class AA Savannah, led club in home runs, average and runs scored, while finishing second in RBI, hit, triples and

stolen bases ... promoted to Richmond in last week of the season and slugged a grand slam with his first swing of the bat. **1981:** Named Most Valuable Player of the Carolina League after leading the league in average (.322) and RBI (104) ... added 33 homers and 35 stolen bases ... missed league's triple crown by just two home runs. **1980:** Belted 20 home runs in his second professional season at Class A Anderson, including two grand slams in one game. **1979:** After draft, reported to Atlanta's Class A Kingsport team ... cracked two-run home run in his first professional at-bat.

**Miscellaneous/Personal:** Born and raised in Lima, Ohio, where he still resides in the off-season ... graduated from Shawnee High School in Lima in 1979 ... played baseball, basketball and football in high school ... was all-state in baseball and football (linebacker) his senior year ... played Little League and American Legion baseball ... drafted by Atlanta as the fourth selection in the June 1979 free agent draft behind Al Chambers (Seattle), Tim Leary (New York Mets) and Jay Schroeder (Toronto) ... enjoys hunting, fishing and golf.

YEAR	CLUB	AVG	G	AB	R	H	TB	2B	3B	HR	RBI	SH	SF	HB	BB	SO	SB	CS	E
1979	Kingsport	.222	59	185	37	41	73	9	1	7	34	1	1	3	48	74	20	2	2
1980	Anderson	.261	121	425	86	111	198	17	5	20	87	3	5	7	74	102	27	9	12
1981	Durham	.322	132	459	108	148	278	27	2	33	104	0	4	8	110	101	35	12	10
1982	Savannah	.273	133	454	88	124	234	18	7	26	78	1	1	4	72	114	14	3	10
	Richmond	.353	5	17	4	6	13	1	0	2	5	0	0	0	2	5	0	1	0
1983	Richmond	.334	117	413	94	138	246	24	6	24	103	2	8	0	76	70	26	5	3
	ATLANTA	.222	19	36	2	8	10	2	0	0	4	0	0	0	5	7	0	0	1
1984	Richmond	.257	42	144	23	37	69	11	3	5	28	0	2	0	31	20	8	2	3
	ATLANTA	.203	90	301	37	61	95	10	0	8	36	1	1	2	29	77	18	8	1
1985	ATLANTA	.227	106	300	52	68	98	12	3	4	21	2	2	1	38	71	10	8	7
1986	Richmond	.234	123	456	67	109	176	22	4	13	65	1	5	2	69	124	29	3	30
	ATLANTA	.400	5	5	1	2	2	0	0	0	1	0	0	0	0	1	0	1	0
1987	Denver	.298	135	494	110	147	282	31	4	32	95	0	5	4	66	127	18	9	5
	MILWAUKEE	.067	7	15	0	1	1	0	0	0	0	1	0	0	1	7	1	0	0
1988	Denver	.239	105	348	55	83	155	18	3	16	57	1	3	5	49	96	7	1	4
1989	Colorado Springs	.289	54	190	30	55	99	17	0	9	34	0	4	2	18	40	7	1	1
	CLEVELAND	.237	71	198	27	47	83	8	2	8	33	1	3	1	24	55	8	2	1
1990	SAN FRANCISCO	.200	8	5	2	1	1	0	0	0	0	0	0	0	1	2	0	0	0
	BALTIMORE	.238	46	101	18	24	37	4	0	3	8	2	0	2	14	29	1	1	0
	Rochester	.291	26	79	7	23	20	2	0	1	8	1	2	1	10	16	0	3	2
1991	Tacoma	.293	74	270	38	79	117	15	4	5	43	1	1	3	29	49	11	1	1
	OAKLAND	.120	24	25	1	3	4	1	0	0	2	0	0	0	2	9	1	0	0
A.L. TOTALS		.221	148	339	46	75	125	13	2	11	43	4	3	3	41	100	11	3	1
N.L. TOTALS		.216	228	647	94	140	206	24	3	12	62	3	3	3	73	158	28	17	9
M.L. TOTALS		.218	376	986	140	215	331	37	5	23	105	7	6	6	114	258	39	20	10

## EVER MAGALLANES

# 55



**Given Name:** Everardo Magallanes

**Position:** Infielder

**Bats:** Left **Throws:** Right

**Height:** 5-10 **Weight:** 165

**Opening Day Age:** 26

**Born:** November 6, 1965, Chihuahua, Mexico.

**Resides:** Downey, California.

**First Pro Contract:** Cleveland Indians, selected in the 10th round, June 1987 free agent draft. **Sox Acquisition:** Signed as a minor league free agent, December 6, 1991. **Major League Service:** 11 days. **Contract Status:** Signed through 1992.

**1991:** Appeared in three games at shortstop for the Indians ... did not record a hit in two at-bats ... in 94 games with Cleveland's Class AAA affiliate in Colorado Springs, batted .285 with one home runs and 33 RBI ... hit .298 with 30 doubles and 96 RBI over last two seasons at Colorado Springs.

**Minor League Highlights:** **1990:** Set career highs at Class AAA Colorado Springs with 116 hits, 17 doubles, 142 total bases, 63 RBI and a .308 average ... played 93 games at shortstop, 30 at second base and three at third base ... batted .500 over 12-game hitting streak from 5/27-6/11 ... recorded five RBI on 7/30 at Las Vegas (game one) ... hit .355 in August

... was 4-5 with five RBI and his only home run of the season on 8/10 versus Vancouver ... was added to the Indians' 40-man roster on 11/19. **1989:** Hit a combined .270 between Class AA Canton-Akron and Class AAA Colorado Springs ... played 19 games at shortstop and 63 at second base ... promoted to Colorado Springs on 5/23 ... re-assigned back to Canton-Akron after a 12-game stint with the Sky Sox. **1988:** Spent entire season at Class A Kinston ... chosen as the Carolina League's All-Star shortstop and finished fourth in the league with 76 walks. **1987:** Began professional career at Kinston after being drafted by the Indians ... collected 23 RBI in 58 games.

**Miscellaneous/Personal:** Single ... played college baseball at Texas A&M University and Cerritos (Calif.) Junior College.

YEAR	CLUB	AVG	G	AB	R	H	TB	2B	3B	HR	RBI	SH	SF	HB	BB	SO	SB	CS	E
1987	Kinston	.244	58	205	20	50	66	4	3	2	23	2	0	1	16	18	2	0	17
1988	Kinston	.263	119	396	67	104	128	13	3	1	45	3	3	2	76	48	12	6	34
1989	Canton-Akron	.278	74	241	26	67	72	5	0	0	18	4	3	1	37	24	1	6	11
	Colorado Springs	.250	12	44	2	11	15	1	0	1	3	1	0	0	4	3	1	0	2
1990	Colorado Springs	.308	125	377	60	116	142	17	3	1	63	5	6	1	43	49	3	2	33
1991	Colorado Springs	.285	94	305	37	87	105	13	1	1	33	2	1	1	23	36	1	2	11
	CLEVELAND	.000	3	2	0	0	0	0	0	0	0	0	0	0	1	1	0	0	0
A.L. TOTALS		.000	3	2	0	0	0	0	0	0	0	0	0	0	1	1	0	0	0
M.L. TOTALS		.000	3	2	0	0	0	0	0	0	0	0	0	0	1	1	0	0	0

## ROGELIO NUNEZ

# 63



**Given Name:** Rogelio Esteve Nunez

**Position:** Catcher

**Bats:** Switch

**Throws:** Right

**Height:** 6-0

**Weight:** 180

**Opening Day Age:** 21

**Born:** May 6, 1970, Santiago Rodriguez, Dominican Republic

**Resides:** Santiago Rodriguez, Dominican Republic

**First Pro Contract:** White Sox. **Sox Acquisition:** Signed as free agent, January 29, 1988. **Major League Service:** None. **Contract Status:** Signed through 1992.

**1991:** Named best throwing catcher in the Midwest League by *Baseball America* ... split 1991 season between Class A South Bend and Sarasota ... batted .212 with 15 RBI at South Bend and stole 21 bases ... hit .351 in May with six RBI ... tallied nine-game hitting streak (5/3-5/16), batting .394 (13-33) ... promoted to Sarasota in August ... played in 15 games with the SaraSox ... registered a combined 10 two-hit games ... recorded season-high three-hit game on 4/13 at Kane County.

**Minor League Highlights:** **1990:** Batted .267 in 35 games at Class A Utica with one home run and 11 RBI. **1989:** Started professional career at Class Rookie Sarasota, appearing in 38 games.

**Miscellaneous/Personal:** Single ... signed by Juan Bernhardt.

YEAR	CLUB	AVG	G	AB	R	H	TB	2B	3B	HR	RBI	SH	SF	HB	BB	SO	SB	CS	E
1989	Sarasota (GCL)	.226	38	106	8	24	25	1	0	0	10	3	1	0	1	21	8	4	5
1990	Utica	.267	35	90	11	24	32	1	2	1	11	1	2	0	5	24	5	2	4
1991	South Bend	.212	56	189	26	40	46	4	1	0	15	6	0	0	14	30	21	6	14
	Sarasota	.222	15	36	6	8	9	1	0	0	3	2	1	0	3	8	0	1	3



## MIKE ROBERTSON

# 62



**Given Name:** Michael Francis Robertson

**Position:** First Baseman

**Bats:** Switch

**Throws:** Left

**Height:** 6-0

**Weight:** 180

**Opening Day Age:** 21

**Born:** October 9, 1970, Norwich, Conn.

**Resides:** Placentia, Calif.

**First Pro Contract:** White Sox. **Sox Acquisition:**

Drafted in third round June 1991 free agent draft. **Major League Service:** None. **Contract Status:** Signed through 1992.

**1991:** Named one of the organization's Top 10 prospects by *Baseball America* ... split season between Class A Utica and South Bend ... batted .167 in 13 games with Utica before promotion to South Bend ... hit .329 in 54 games in South Bend ... batted .336 in August ... posted 13 two-hit games, seven three-hit games and two four-hit games ... registered 12-game hitting streak (8/3-8/17), batting .460 (23-50) during stretch ... also tallied 10-game hitting streak between 7/11 and 7/25, hitting .436 (17-39) ... batted .667 (8-12) against Peoria and Springfield ... went 4-4 with two doubles and lone home run of season on 8/27 at Kenosha.

**Miscellaneous/Personal:** Single ... played three seasons at the University of Southern California ... named a 1991 All-Pac-10 infielder ... 33 home runs rank second in USC history ... named Pete Redfern Award winner during his sophomore season ... named to *Baseball America's* Freshman All-America Second Team ... graduated from Servite High School in Anaheim ... earned all-Orange County, All-CFA 5A second team and All-Angelus League first team honors ... *Collegiate Baseball* selected him as one of the nation's Top 50 high school seniors ... played for San Pedro Connie Mack team that won 1987 World Series and earned All-tournament honors ... son of Michael Robertson, infielder for the Washington Senators and Texas Rangers in the late 1960s and early 1970s ... enjoys hunting and fishing.

YEAR	CLUB	AVG	G	AB	R	H	TB	2B	3B	HR	RBI	SH	SF	HB	BB	SO	SB	CS	E
1991	Utica	.167	13	54	6	9	13	2	1	0	8	0	0	0	5	11	1	1	3
	South Bend	.329	54	210	30	69	92	16	2	1	26	3	3	3	18	24	7	6	3

## NELSON SANTOVENIA

# 65



**Given Name:** Nelson Gil Santovenia

**Position:** Catcher

**Bats:** Right

**Throws:** Right

**Height:** 6-3

**Weight:** 210

**Opening Day Age:** 30

**Born:** July 27, 1961, Pina Del Rio, Cuba.

**Resides:** Miami, Fla.

**First Pro Contract:** Montreal Expos.

**Sox Acquisition:** Signed as a free agent, January 29, 1992. **Major League Service:** Three years, 92 days **Contract Status:** Signed through 1992.

**1991:** Split season between Montreal and Class AAA affiliate in Indianapolis ... batted .250 with two home runs and 14 RBI in 41 games for the Expos ... optioned to Indianapolis on 6/5 ... recalled on 9/6 ... hit .262 with six home runs and 26 RBI at Class AAA.

**Major League Highlights:** **1990:** Made 45 starts behind the plate ... Opening Day catcher, batted .106 in April and .155 in May ... was optioned to Class AAA Indianapolis on 5/14 ... recalled on 5/30, hit .294 in June, including six-RBI performance versus St. Louis on 6/8 ... was disabled on 7/13 and underwent arthroscopic surgery to his left knee on 7/21 ... returned on 9/1, making first appearance on 9/13. **1989:** Made 83 starts for the second straight season ... mid-season poll of managers in *Sports Illustrated* ranked him third in the league among catchers ... led all NL catchers with .74 assists per game ... snapped Vince Coleman's major league record consecutive steals streak at 50 on 7/28 at Olympic Stadium ... had career-high nine-game hitting streak from 4/26-5/6. **1988:** Recalled on 5/9 ... was right-handed platoon but earned starting spot ... first major-league hit came on 5/10 versus Atlanta's Tom Glavine ... first home run on 5/26 versus Lance McCullers of San Diego. **1987:** Recalled in September ... made two appearances with just one at-bat ... major-league debut came on 9/16.

**Minor League Highlights:** Played six seasons in the Expos' minor-league system without a full year at Class AAA ... played 389 games at Class AA and just 46 at Class AAA from 1983-87. **1987:** Set personal highs in every offensive category at Class AA Jacksonville ... led Southern League catchers in games (115), putouts (785) and total chances (867) ... slugged grand slam on 7/9 versus Chattanooga ... named to SL All-Star Team. **1986:** Batted .306 at Jacksonville before promotion to Indianapolis. **1985:** Split season between Class AA and Class AAA. **1984:** Batted .216 in full season at Jacksonville. **1983:** Played complete season at Class AA Memphis, batting .242. **1982:** Made professional debut at Class A West Palm Beach on 7/12.

**Miscellaneous/Personal:** Married Nancy Miranda ... has a son, Nelson (10/18/88) ... attended Miami Southbridge Senior High and Miami-Dade South Community College before obtaining degree in recreation at the University of Miami ... won National Championship during his junior season at Miami ... enjoys golf, basketball and swimming.

YEAR	CLUB	AVG	G	AB	R	H	TB	2B	3B	HR	RBI	SH	SF	HB	BB	SO	SB	CS	E
1982	W. Palm Beach	.246	40	118	8	29	40	4	0	1	12	1	3	0	14	12	0	0	5
1983	Memphis	.242	94	318	27	77	99	13	0	3	44	3	3	1	33	36	1	1	15
1984	Jacksonville	.216	90	255	27	55	79	9	0	5	29	4	2	0	44	30	0	3	4
1985	Jacksonville	.217	57	164	15	40	52	6	0	2	15	4	3	1	14	18	2	0	9
	Indianapolis	.213	28	75	5	16	18	2	0	0	4	0	1	0	7	11	1	1	1
1986	Jacksonville	.306	31	72	15	22	41	7	0	4	11	2	0	1	19	7	0	1	1
	Indianapolis	.211	18	57	6	12	16	1	0	1	2	1	0	0	5	13	0	0	1
1987	Jacksonville	.279	117	394	56	110	184	17	0	19	63	1	3	5	36	58	3	4	11
	MONTREAL	.000	2	1	0	0	0	0	0	0	0	0	0	0	0	0	0	0	0
1988	Indianapolis	.308	27	91	9	28	39	5	0	2	13	1	1	1	4	16	0	0	3
	MONTREAL	.236	92	309	26	73	121	20	2	8	41	4	4	3	24	77	2	3	9
1989	MONTREAL	.250	97	304	30	76	107	14	1	5	31	2	4	3	24	37	2	1	12
1990	Indianapolis	.318	11	44	3	14	19	2	0	1	10	0	1	1	1	7	0	0	1
	MONTREAL	.190	59	163	13	31	54	3	1	6	28	0	5	0	8	31	0	3	6
1991	Indianapolis	.282	61	195	23	51	79	7	1	6	26	2	0	0	21	25	0	2	5
	MONTREAL	.250	41	96	7	24	35	5	0	2	14	0	4	02	18	0	0	0	3
N.L. TOTALS		.234	291	873	76	204	317	42	4	21	114	6	17	6	58	163	4	7	30
M.L. TOTALS		.234	291	873	76	204	317	42	4	21	114	6	17	6	58	163	4	7	30

# 1992 CHICAGO WHITE SOX

NO.	PITCHERS (20)	B	T	HT	WT	BORN	BIRTHPLACE	RESIDENCE	'91 CLUB	W-L	ERA	G	GS	CG	SV	IP	H	R	ER	BB	SO	ML SV.
40	Alvarez, Wilson	L	L	6-1	175	3/24/70	Maracaibo, Ven.	Maracaibo, Ven.	Birmingham Chicago	10-6 3-2	1.83 3.51	23 10	23 9	3 2	0 0	152.1 56.1	109 47	46 26	31 22	74 29	165 32	0.061
36	Carter, Jeff	R	R	6-3	195	12/3/64	Tampa, Fla.	Brandon, Fla.	Vancouver Chicago	3-7 0-1	3.05 5.25	41 5	4 2	0 0	4 0	79.2 12.0	78 8	33 8	27 7	35 5	40 2	0.040
50	Drahman, Brian	R	R	6-3	205	11/7/66	Kenton, Ky.	Ft. Lauderdale, Fla.	Chicago	3-2	3.23	28	0	0	0	30.2	21	12	11	13	18	0.116
45	Edwards, Wayne	L	L	6-5	185	3/7/64	Burbank, Calif.	Sepulveda, Calif.	Vancouver Chicago	2-3 0-2	4.44 3.86	22 13	0 0	0 0	12 0	24.1 23.1	21 22	12 14	12 10	13 17	17	1.092
32	Fernandez, Alex	R	R	6-1	205	8/13/69	Miami Beach, Fla.	Hialeah, Fla.	Chicago	3-9	6.26	14	12	0	0	64.2	73	50	45	37	35	1.063
43	Garcia, Ramon	R	R	6-2	200	12/9/69	Guanare, Ven.	Guanare, Ven.	Birmingham Vancouver Chicago	4-0 2-2 4-4	0.93 4.05 5.40	6 4 16	6 4 15	2 0 0	0 0 0	38.2 26.2 78.1	27 24 79	5 13 50	4 12 47	11 7 31	38 17 40	0.108
39	Hernandez, Roberto	R	R	6-4	220	11/11/64	Santurce, P.R.	New York, N.Y.	Vancouver	4-1	3.22	7	7	0	0	44.2	41	17	16	23	40	
27	Hibbard, Greg	L	L	6-0	190	9/13/64	New Orleans, La.	Gulfport, Miss.	Sarasota (GCL) Birmingham Chicago	0-0 2-1 1-0	0.00 1.99 7.80	1 4 9	1 4 3	0 0 0	0 0 0	6.0 22.2 15.0	2 11 18	0 5 15	0 5 13	0 6 7	7 25 6	0.037
49	Hough, Charlie	R	R	6-2	190	1/5/48	Honolulu, Hawaii	Brea, Calif.	Chicago	11-11 0-0	4.31 3.38	32 1	29 1	5 0	0 0	194.0 5.1	196 4	107 3	93 2	57 3	71	2.125
46	Howard, Chris	R	L	6-0	185	11/18/65	Lynn, Mass.	Nahant, Mass.	Chicago	9-10 6-1	4.02 2.04	31 29	29 0	4 0	0 9	199.1 53.0	167 43	98 14	89 12	94 16	107 52	19.101
26	McCaskill, Kirk	R	R	6-1	205	4/9/61	Kapuskasing, Ont.	Corona del Mar, Calif.	Birmingham	10-19	4.26	30	30	1	0	177.2	193	93	84	66	71	6.159
29	McDowell, Jack	R	R	6-5	180	1/16/66	Van Nuys, Calif.	Chicago, Ill.	Chicago	17-10	3.41	35	35	15	0	253.2	212	97	96	82	191	3.022
22	Pall, Donn	R	R	6-1	183	1/11/62	Chicago, Ill.	Wheeling, Ill.	Chicago	7-2	2.41	51	0	0	0	71.0	59	22	19	20	40	3.063
34	Patterson, Ken	L	L	6-4	210	7/8/64	Costa Mesa, Calif.	McGregor, Texas	Chicago	3-0	2.83	43	0	0	1	63.2	48	22	20	35	32	3.035
42	Perschke, Greg	R	R	6-3	180	8/3/67	LaPorte, Ind.	LaPorte, Ind.	Vancouver	7-12	4.65	27	27	3	0	176.0	170	104	91	62	98	0.000
31	Radinsky, Scott	L	L	6-3	190	3/3/68	Glendale, Calif.	Simi Valley, Calif.	Chicago	5-5	2.02	67	0	0	8	71.1	53	18	16	23	49	2.000
47	Ruffin, Johnny	R	R	6-3	175	7/29/71	Butler, Ala.	Butler, Ala.	Sarasota	11-4	3.23	26	26	6	0	158.2	126	68	57	62	117	0.000
48	Scheid, Rich	L	L	6-3	182	2/3/65	Staten Island, N.Y.	Summit, N.J.	Vancouver	6-7	6.08	47	0	0	3	66.2	65	46	45	33	57	0.000
37	Thigpen, Bobby	R	R	6-3	195	7/17/63	Tallahassee, Fla.	St. Petersburg, Fla.	Chicago	7-5	3.49	67	0	0	30	69.2	63	32	27	38	47	5.021
51	Wapnick, Steve	R	R	6-2	200	9/25/65	Panorama City, Calif.	Sepulveda, Calif.	Syracuse Chicago	6-3 0-1	2.76 1.80	53 6	0 0	0 0	0 0	71.2 5.0	68 2	23 1	22 1	25 4	58 1	0.062

NO.	CATCHERS (3)	B	T	HT	WT	BORN	BIRTHPLACE	RESIDENCE	'91 CLUB	AVG	G	AB	R	H	2B	3B	HR	RBI	BB	SO	SB	ML SV.
72	Fisk, Carlton	R	R	6-2	223	12/26/47	Bellow Falls, Vt.	Lockport, Ill.	Chicago	.241	134	460	42	111	25	0	18	74	32	86	1	20.054
20	Karkovice, Ron	R	R	6-1	215	8/8/63	Union, N.J.	Orlando, Fla.	Chicago	.246	75	167	25	41	13	0	5	22	15	42	0	4.075
5	Merullo, Matt	L	R	6-2	200	8/4/65	Ridgefield, Conn.	Ridgefield, Conn.	Chicago	.229	80	140	8	32	1	0	5	21	9	18	0	1.051
									Birmingham	.214	8	28	5	6	0	0	2	3	2	4	0	
NO.	INFIELTERS (8)	B	T	HT	WT	BORN	BIRTHPLACE	RESIDENCE	'91 CLUB	AVG	G	AB	R	H	2B	3B	HR	RBI	BB	SO	SB	ML SV.
28	Beltre, Esteban	R	R	5-10	155	12/26/67	Ingenio	San Pedro	Denver	.171	25	76	11	13	1	3	0	8	9	16	3	
									Vancouver	.271	88	347	48	94	11	3	0	30	23	61	8	
									Chicago	.167	8	6	0	1	0	0	0	0	1	1	1	0.034
21	Cora, Joey	S	R	5-8	152	5/14/65	Caguas, P.R.	Caguas, P.R.	Chicago	.241	100	228	37	55	2	3	0	18	20	21	11	2.082
									South Bend	.200	1	5	1	1	0	0	0	0	0	1	1	
14	Grebeck, Craig	R	R	5-7	160	12/29/64	Johnstown, Pa.	Cerritos, Calif.	Chicago	.281	107	224	37	63	16	3	6	31	38	40	1	2.000
13	Güllen, Ozzie	L	R	5-11	150	1/20/64	Oculare del Tuy, Ven.	Caracas, Ven.	Chicago	.273	154	524	52	143	20	3	3	49	11	38	21	7.000
53	Martin, Norberto	S	R	5-10	164	12/10/66	Santo Domingo, D.R.	Hato Rey, P.R.	Vancouver	.278	93	338	39	94	9	0	0	20	21	38	11	0.000
10	Sax, Steve	R	R	5-11	188	1/29/60	Sacramento, Calif.	Loomis, Calif.	New York-AL	.304	158	652	85	198	38	2	10	56	41	38	31	10.048
35	Thomas, Frank	R	R	6-5	240	5/27/68	Columbus, Ga.	Chicago, Ill.	Chicago	.318	158	559	104	178	31	2	32	109	138	112	1	1.063
23	Ventura, Robin	L	R	6-1	192	7/14/67	Santa Maria, Calif.	Santa Maria, Calif.	Chicago	.284	157	606	92	172	25	1	23	100	80	67	2	2.022
NO.	OUTFIELDERS (8)	B	T	HT	WT	BORN	BIRTHPLACE	RESIDENCE	'91 CLUB	AVG	G	AB	R	H	2B	3B	HR	RBI	BB	SO	SB	ML SV.
12	Huff, Michael	R	R	6-1	180	8/11/63	Honolulu, Hawaii	Wilmette, Ill.	Cleveland	.240	51	146	28	35	6	1	2	10	25	30	11	
									Chicago	.268	51	97	14	26	4	1	1	15	12	18	3	1.019
8	Jackson, Bo	R	R	6-1	235	11/30/62	Bessemer, Ala.	Burr Ridge, Ill.	Sarasota (FSL)	.333	2	6	1	2	0	0	0	2	0	0	0	
									Birmingham	.308	4	13	2	4	0	0	0	0	4	2	1	
									Chicago	.225	23	71	8	16	4	0	3	14	12	25	0	5.035
1	Johnson, Lance	L	L	5-11	160	7/6/63	Cincinnati, Ohio	Mobile, Ala.	Chicago	.274	160	588	72	161	14	13	0	49	26	58	26	3.002
52	Lee, Derek	L	R	6-0	195	7/28/66	Chicago, Ill.	Reston, Va.	Birmingham	.325	45	154	36	50	10	2	5	16	46	23	9	
									Vancouver	.295	87	319	54	94	28	5	6	44	35	62	4	0.000
24	Newson, Warren	L	L	5-7	190	7/3/64	Newnan, Ga.	Newnan, Ga.	Vancouver	.369	33	111	19	41	12	1	2	19	30	26	5	
									Chicago	.295	71	132	20	39	5	0	4	25	28	34	2	0.131
44	Pasqua, Dan	L	L	6-0	203	10/17/61	Yonkers, N.Y.	Harrington Park, N.J.	Chicago	.259	134	417	71	108	22	5	18	66	62	86	0	6.052
30	Raines, Tim	S	R	5-8	185	9/16/59	Sanford, Fla.	Heathrow, Fla.	Chicago	.268	155	609	102	163	20	6	5	50	83	68	51	11.075
25	Sosa, Sammy	R	R	6-0	175	11/12/68	San Pedro	San Pedro	Chicago	.203	116	316	39	64	10	1	10	33	14	98	13	2.049
									Vancouver	.267	32	116	19	31	7	2	3	19	17	32	9	
									de Macoris, D.R.													

**MANAGER:** Gene Lamont (7) **COACHES:** Terry Bevington (18), Jackie Brown (41), Walt Hiriak (6), Doug Mansolino (17), Joe Nossek (15), Mike Squires (38)  
**ASSISTANT TRAINER - Mark Anderson** **STRENGTH/CONDITIONING COACH - Steve Odgers** **CLUBHOUSE MANAGER - Willie Thompson** **TRAVELING SECRETARY - Glen Rosenbaum**

# Non-Roster Invitees

NO.	PITCHERS (2)	B	T	HT.	WT.	BORN	BIRTHPLACE	RESIDENCE	'91 CLUB	W-L	ERA	G	GS	CG	SV	IP	H	R	ER	BB	SO	ML SV.
58	Bolton, Rodney	R	R	6-2	190	9/23/68	Chattanooga, Tenn.	Chattanooga, Tenn.	Sarasota (FSL)	7-6	1.91	15	15	5	0	103.2	81	29	22	23	77	
									Birmingham	8-4	1.62	12	12	3	0	89.0	73	26	16	21	57	0.000
54	Dunne, Mike	L	R	6-4	221	10/27/62	South Bend, Ind.	Peoria, Ill.	Sarasota (GSL)	0-0	0.00	1	0	0	0	3.0	0	0	0	1	5	
									Vancouver	2-2	5.40	17	5	1	2	55.0	66	37	33	19	21	3.086

NO.	CATCHERS (4)	B	T	HT.	WT.	BORN	BIRTHPLACE	RESIDENCE	'91 CLUB	AVG.	G	AB	R	H	2B	3B	HR	RBI	BB	SO	SB	ML SV.
59	Alvarez, Clemente	R	R	5-11	180	5/18/68	Anzoategui, Ven.	Anzoategui, Ven.	Sarasota (FSL)	.206	71	194	14	40	10	2	1	22	20	41	3	0.000
61	Campbell, Darrin	R	R	5-9	180	4/1/67	Cleveland, Ohio	Cleveland, Ohio	Birmingham	.221	94	289	39	64	7	3	7	32	27	94	0	0.000
63	Nunez, Rogelio	R	R	6-0	180	5/6/70	Santiago	Santiago	South Bend	.212	56	189	26	40	4	1	0	15	14	30	21	
							Rodriguez, D.R.	Rodriguez, D.R.	Sarasota (FSL)	.222	15	36	6	8	1	0	0	3	3	8	0	0.000
65	Santovenia, Nelson	R	R	6-3	210	7/27/61	Pina Del Rio, Cuba	Miami, Fla.	Indianapolis	.262	61	195	23	51	7	1	6	26	21	25	0	
									Montreal	.250	41	96	7	24	5	0	2	14	2	18	0	3.092

NO.	INFIELTERS (4)	B	T	HT.	WT.	BORN	BIRTHPLACE	RESIDENCE	'91 CLUB	AVG.	G	AB	R	H	2B	3B	HR	RBI	BB	SO	SB	ML SV.
57	Cron, Chris	R	R	6-2	200	3/31/64	Albuquerque, N.M.	Placentia, Calif.	Edmonton	.293	123	461	74	135	21	1	22	91	47	103	6	
									California	.133	6	15	0	2	0	0	0	0	2	5	0	0.023
60	Hall, Joe	R	R	6-0	180	3/6/66	Paducah, Ky.	Paducah, Ky.	Vancouver	.248	118	427	41	106	16	1	4	39	23	45	11	0.000
55	Magallanes, Ever	L	R	5-10	165	11/6/65	Chihuahua, Mex.	Downey, Calif.	Cleveland	.000	3	2	0	0	0	0	0	0	1	1	0	0.011
									Colorado Springs	.285	94	305	37	87	13	1	1	33	23	36	1	
62	Robertson, Mike	S	L	6-0	180	10/9/70	Norwich, Conn.	Placentia, Calif.	Utica	.167	13	54	6	9	2	1	0	8	5	11	1	
									South Bend	.329	54	210	30	69	16	2	1	26	18	24	7	0.000

NO.	OUTFIELDERS (2)	B	T	HT.	WT.	BORN	BIRTHPLACE	RESIDENCE	'91 CLUB	AVG.	G	AB	R	H	2B	3B	HR	RBI	BB	SO	SB	ML SV.
64	Jeter, Shawn	L	R	6-2	185	6/28/66	Shreveport, La.	New York, N.Y.	Syracuse	.264	70	242	36	64	15	1	3	26	15	55	5	
									Vancouver	.299	43	144	24	43	5	1	1	13	11	27	4	0.000
56	Kommink, Brad	R	R	6-2	205	4/4/61	Lima, Ohio	Lima, Ohio	Tacoma	.293	74	270	38	79	15	4	5	43	29	49	11	
									Oakland	.120	24	25	1	3	1	0	0	2	2	9	1	4.006

# 1992 White Sox Numerical Roster

1	Lance Johnson, OF	38	Mike Squires, Coach	45	Wayne Edwards, P	52	Derek Lee, OF	59	Clemente Alvarez, C
5	Matt Merullo, C	39	Roberto Hernandez, P	46	Chris Howard, P	53	Norberto Martin, IF	60	Joe Hall, IF
6	Walt Hrinak, Coach	40	Wilson Alvarez, P	47	Johnny Ruffin, P	54	Mike Dunne, P	61	Darrin Campbell, C
7	Gene Lamont, Manager	41	Jackie Brown, Coach	48	Rich Scheid, P	55	Ever Magallanes, IF	62	Mike Robertson, IF
8	Bo Jackson, OF/DH	42	Greg Hibbard, P	49	Charlie Hough, P	56	Brad Kommink, OF	63	Rogelio Nunez, C
10	Steve Sax, IF	43	Ramon Garcia, P	50	Brian Drahman, P	57	Chris Cron, IF	64	Shawn Jeter, OF
12	Michael Huff, OF	44	Dan Pasqua OF/IF	51	Steve Wapnick, P	58	Rodney Bolton, P	65	Nelson Santovenia, C
13	Ozzie Guillen, IF							72	Carlton Fisk, C

# OPPONENTS

---



*White Sox players discuss the opposing pitcher.*



# Baltimore Orioles

Orioles Park at Camden Yards  
333 West Camden Street  
Baltimore, MD 21201  
410-685-9800

## 1992 Schedule

All times listed are local

At Chicago			At Baltimore		
Day	Date	Time	Day	Date	Time
Fri.	5/15	7:05 p.m.	Fri.	5/8	7:35 p.m.
Sat.	5/16	6:05 p.m.	Sat.	5/9	7:05 p.m.
Sun.	5/17	1:35 p.m.	Sun.	5/10	1:35 p.m.
Mon.	7/20	7:05 p.m.	Mon.	7/6	7:35 p.m.
Tue.	7/21	7:05 p.m.	Tue.	7/7	7:35 p.m.
Wed.	7/22	12:35 p.m.	Wed.	7/8	7:35 p.m.

## All-Time Series Results

By Decade

<b>1950s:</b>	76-56	.576
<b>1960s:</b>	83-95	.466
<b>1970s:</b>	39-74	.345
<b>1980s:</b>	53-63	.457
<b>1990s:</b>	14-10	.583
<b>Totals:</b>	265-298	.471

Year	Home	Road	Total	Year	Home	Road	Total
1969	1-5	2-4	3-9	1980	4-2	2-4	6-6
1970	2-4	1-5	3-9	1981	3-0	3-3	6-3
1971	3-3	1-5	4-8	1982	6-0	1-5	7-5
1972	3-3	1-5	4-8	1983	3-3	2-4	5-7
1973	3-3	1-5	4-8	1984	3-3	2-4	5-7
1974	5-1	2-4	7-5	1985	2-4	2-4	4-8
1975	3-3	1-4	4-7	1986	3-3	0-6	3-9
1976	2-4	2-4	4-8	1987	0-6	4-2	4-8
1977	3-2	2-3	5-5	1988	4-2	3-2	7-4
1978	0-4	1-4	1-8	1989	2-4	4-2	6-6
1979	1-4	2-4	3-8	1990	4-2	2-4	6-6
				1991	3-3	5-1	8-4

### Best Season Series Record

by Chicago: 15-7 (1954)

by Baltimore: 8-1 (1978)

### Last Three-Game Sweep

by Chicago at home: May 15-17, 1990

by Chicago at Baltimore: May 1-3, 1987

by Baltimore at home: May 17-18, 1983

by Baltimore at Chicago: May 22-24, 1989

### Last Four-Game Sweep

by Chicago at home: June 18-21, 1956

by Chicago at Baltimore: August 17-19, 1954

by Baltimore at home: July 19-22, 1990

by Baltimore at Chicago: June 13-15, 1969

### Most Runs, Game

by Chicago: 18, April 23, 1981 at Baltimore (18-5)

by Baltimore: 18, April 29, 1970 at Chicago (18-2)

### Longest Winning Streak

by Chicago: 9, May 1-June 21, 1958

by Baltimore: 9, twice, last Sept. 4, 1977-Sept. 2, 1978

Current Winning Streak: 1, by Baltimore, August 12, 1991

### Largest Crowd

at New Comiskey Park: 41,169, August 3, 1991

at Old Comiskey Park: 48,952, September 4, 1977

at Memorial Stadium: 50,218, April 8, 1991

# Boston Red Sox

Fenway Park  
4 Yawkey Way  
Boston, MA 02215  
617-267-9440

## 1992 Schedule

All times listed are local

At Chicago			At Boston		
Day	Date	Time	Day	Date	Time
Wed.	5/6	7:05 p.m.	Tue.	4/28	7:35 p.m.
Thu.	5/7	12:35 p.m.	Wed.	4/29	7:35 p.m.
Thu.	7/2	7:05 p.m.	Thu.	7/9	7:35 p.m.
Fri.	7/3	7:05 p.m.	Fri.	7/10	7:35 p.m.
Sat.	7/4	6:05 p.m.	Sat.	7/11	1:05 p.m.
Sun.	7/5	1:35 p.m.	Sun.	7/12	1:05 p.m.

## All-Time Series Results

By Decade

1900s:	101-90	.529	1950s:	122-98	.555
1910s:	97-117	.453	1960s:	102-76	.573
1920s:	117-103	.532	1970s:	48-67	.417
1930s:	97-114	.460	1980s:	59-56	.513
1940s:	85-134	.388	1990s:	11-13	.458
			Totals:	839-868	.492

Year	Home	Road	Total	Year	Home	Road	Total
1969	3-3	4-2	7-5	1980	1-3	3-3	4-6
1970	2-4	2-4	4-8	1981	1-2	3-3	4-5
1971	1-5	1-5	2-10	1982	3-3	5-1	8-4
1972	3-3	3-3	6-6	1983	3-3	3-3	6-6
1973	2-4	4-2	6-6	1984	3-3	2-4	5-7
1974	3-3	1-5	4-8	1985	4-2	4-2	8-4
1975	2-4	2-4	4-8	1986	3-3	2-4	5-7
1976	3-3	3-3	6-6	1987	4-2	5-1	9-3
1977	4-1	3-2	7-3	1988	4-2	1-5	5-7
1978	2-3	1-4	3-7	1989	2-4	3-3	5-7
1979	3-2	3-3	6-5	1990	5-1	1-5	6-6
				1991	1-5	4-2	5-7

### Best Season Series Record

by Chicago: 18-4 (1906)

by Boston: 10-2 (1971)

### Last Three-Game Sweep

by Chicago at home: September 17-18, 1963

by Chicago at Boston: July 27-28, 1991

by Boston at home: April 18-20, 1986

by Boston at Chicago: May 3-5, 1991

### Last Four-Game Sweep

by Chicago at home: September 13-16, 1990

by Chicago at Boston: June 2-6, 1927

by Boston at home: July 21-24, 1988

by Boston at Chicago: August 5-8, 1988

### Most Runs, Game (Since 1952)

by Chicago: 21, August 30, 1970 at Chicago (21-11)

by Boston: 22, May 31, 1970 at Boston (22-13)

### Longest Winning Streak

by Chicago: 10, August 2, 1906-May 18, 1907

by Boston: 12, August 5, 1921-June 10, 1922

Current Winning Streak: 3, by Chicago, July 27-28, 1991

### Largest Crowd

at New Comiskey Park: 40,008, July 17, 1991

at Old Comiskey Park: 52,592, July 12, 1951

at Fenway Park: 35,599, July 30, 1990

# California Angels

Anaheim Stadium  
2000 State College Boulevard  
Anaheim, CA 92806  
714-937-7200

## 1992 Schedule

All times listed are local

At Chicago			At California		
Day	Date	Time	Day	Date	Time
Mon.	6/8	7:05 p.m.	Tue.	4/7	6:00 p.m.
Tue.	6/9	7:05 p.m.	Wed.	4/8	7:35 p.m.
Wed.	6/10	7:05 p.m.	Thu.	4/9	7:35 p.m.
Thu.	6/11	12:35 p.m.			
Fri.	9/25	7:05 p.m.	Fri.	8/7	7:35 p.m.
Sat.	9/26	6:05 p.m.	Sat.	8/8	7:05 p.m.
Sun.	9/27	1:35 p.m.	Sun.	8/9	1:05 p.m.

## All-Time Series Results

By Decade

<b>1960s:</b>	92-70	.568
<b>1970s:</b>	79-90	.467
<b>1980s:</b>	62-68	.477
<b>1990s:</b>	13-13	.500
<b>Totals:</b>	246-241	.505

Year	Home	Road	Total	Year	Home	Road	Total
1969	5-4	4-5	9-9	1980	4-3	6-0	10-3
1970	4-5	2-7	6-12	1981	3-3	4-3	7-6
1971	4-5	6-3	10-8	1982	2-5	3-3	5-8
1972	7-2	4-5	11-7	1983	5-1	5-2	10-3
1973	7-2	3-6	10-8	1984	4-3	1-5	5-8
1974	4-5	4-5	8-10	1985	1-5	4-3	5-8
1975	4-5	5-4	9-9	1986	3-4	3-3	6-7
1976	3-6	4-5	7-11	1987	3-3	2-5	5-8
1977	4-3	3-5	7-8	1988	2-5	2-4	4-9
1978	5-3	2-5	7-8	1989	2-4	3-4	5-8
1979	3-3	1-6	4-9	1990	5-1	3-4	8-5
				1991	2-4	3-4	5-8

### Best Season Series Record

by Chicago: 10-3 (1980, 1983)

by California: 12-6 (1970)

### Last Three-Game Sweep

by Chicago at home: September 29-October 1, 1987

by Chicago at California: June 25-27, 1990

by California at home: September 14-16, 1984

by California at Chicago: June 26-28, 1987

### Last Four-Game Sweep

by Chicago at home: September 8-11, 1983

by Chicago at California: September 22-25, 1983

by California at home: September 28-October 1, 1970

by California at Chicago: July 28-31, 1988

### Most Runs, Game

by Chicago: 17, May 31, 1978 at Chicago (17-2)

by California: 16, September 7, 1984 at Chicago (16-8)

### Longest Winning Streak

by Chicago: 10, September 26, 1980-May 30, 1981

by California: 7, April 12-August 5, 1988

Current Winning Streak: 2, by California, September 21-22, 1991

### Largest Crowd

at New Comiskey Park: 41,639, September 21, 1991

at Old Comiskey Park: 50,892, June 13, 1982

at Anaheim Stadium: 49,567, June 20, 1982

# Cleveland Indians

Cleveland Stadium  
Cleveland, OH 44114  
216-861-1200

## 1992 Schedule

All times listed are local

At Chicago			At Cleveland		
Day	Date	Time	Day	Date	Time
Mon.	6/22	7:05 p.m.	Mon.	6/29	7:35 p.m.
Tue.	6/23	7:05 p.m.	Tue.	6/30	7:35 p.m.
Wed.	6/24	7:05 p.m.	Wed.	7/1	7:35 p.m.
Fri.	9/11	7:05 p.m.	Fri.	9/18	7:35 p.m.
Sat.	9/12	6:05 p.m.	Sat.	9/19	1:35 p.m.
Sun.	9/13	1:35 p.m.	Sun.	9/20	1:35 p.m.

## All-Time Series Results

By Decade

<b>1900s:</b>	100-89	.529	<b>1950s:</b>	116-104	.527
<b>1910s:</b>	114-102	.528	<b>1960s:</b>	104-74	.584
<b>1920s:</b>	105-114	.479	<b>1970s:</b>	62-54	.534
<b>1930s:</b>	94-125	.429	<b>1980s:</b>	61-54	.530
<b>1940s:</b>	103-114	.475	<b>1990s:</b>	11-13	.458
			<b>Totals:</b>	870-843	.508

Year	Home	Road	Total	Year	Home	Road	Total
1969	5-1	3-3	8-4	1980	2-4	3-3	5-7
1970	4-2	2-4	6-6	1981	1-2	1-3	2-5
1971	1-5	2-4	3-9	1982	5-1	1-5	6-6
1972	5-1	3-3	8-4	1983	5-1	3-3	8-4
1973	3-3	4-2	7-5	1984	6-0	2-4	8-4
1974	4-2	4-2	8-4	1985	5-1	5-1	10-2
1975	4-2	3-3	7-5	1986	2-4	3-3	5-7
1976	3-3	0-6	3-9	1987	4-2	3-3	7-5
1977	2-3	4-1	6-4	1988	2-4	1-5	3-9
1978	4-1	4-1	8-2	1989	4-2	3-3	7-5
1979	2-4	4-2	6-6	1990	4-2	1-5	5-7
				1991	4-2	2-4	6-6

### Best Season Series Record

by Chicago: 10-2 (1985)

by Cleveland: 9-3 (1971, 1988)

### Last Three-Game Sweep

by Chicago at home: July 11-13, 1983

by Chicago at Cleveland: August 25-27, 1989

by Cleveland at home: July 3-5, 1989

by Cleveland at Chicago: May 2-4, 1986

### Last Four-Game Sweep

by Chicago at home: July 5-8, 1984

by Chicago at Cleveland: August 27-29, 1963

by Cleveland at home: June 11-13, 1976

by Cleveland at Chicago: August 13-15, 1948

### Most Runs, Game

by Chicago: 20, April 30, 1934 at Chicago (20-10)

by Cleveland: 17, September 23, 1936 at Chicago (17-2)

### Longest Winning Streak

by Chicago: 12, July 6, 1941-April 17, 1942

by Cleveland: 8, June 6-September 1, 1976

Current Winning Streak: 2, by Chicago, Aug. 31-Sept 1, 1991

### Largest Crowd

at New Comiskey Park: 41,619, August 31, 1991

at Old Comiskey Park: 53,325, May 15, 1949

at Cleveland Stadium: 78,382, August 20, 1948

# Detroit Tigers

Tiger Stadium  
Detroit, MI 48216  
313-962-4000

## 1992 Schedule

All times listed are local

### At Chicago

Day	Date	Time
Fri.	6/19	7:05 p.m.
Sat.	6/20	6:05 p.m.
Sun.	6/21	1:35 p.m.
Tue.	9/8	7:05 p.m.
Wed.	9/9	7:05 p.m.
Thu.	9/10	7:05 p.m.

### At Detroit

Day	Date	Time
Fri.	4/24	7:35 p.m.
Sat.	4/25	7:05 p.m.
Sun.	4/26	1:35 p.m.
Tue.	7/28	7:35 p.m.
Wed.	7/29	7:35 p.m.
Thu.	7/30	1:35 p.m.

## All-Time Series Results

### By Decade

<b>1900s:</b>	96-93	.508	<b>1950s:</b>	122-98	.555
<b>1910s:</b>	103-109	.486	<b>1960s:</b>	81-97	.455
<b>1920s:</b>	124-95	.566	<b>1970s:</b>	50-67	.427
<b>1930s:</b>	89-129	.408	<b>1980s:</b>	48-66	.421
<b>1940s:</b>	95-125	.432	<b>1990s:</b>	9-15	.375
			<b>Totals:</b>	817-894	.477

Year	Home	Road	Total
1969	1-5	2-4	3-9
1970	2-4	4-2	6-6
1971	5-1	2-4	7-5
1972	3-3	2-4	5-7
1973	3-3	2-4	5-7
1974	4-2	3-3	7-5
1975	4-2	1-5	5-7
1976	4-2	2-4	6-6
1977	1-4	3-2	4-6
1978	2-4	0-5	2-9
1979	1-5	2-4	3-9

Year	Home	Road	Total
1980	1-5	1-5	2-10
1981	0-3	3-0	3-3
1982	4-2	5-1	9-3
1983	4-2	4-2	8-4
1984	3-3	1-5	4-8
1985	4-2	2-4	6-6
1986	3-3	3-3	6-6
1987	1-5	2-4	3-9
1988	2-4	1-5	3-9
1989	2-4	2-4	4-8
1990	1-5	4-2	5-7
1991	1-5	3-3	4-8

### Best Season Series Record

by Chicago: 19-3 (1920)

by Detroit: 10-2 (1980)

### Last Three-Game Sweep

by Chicago at home: July 2-4, 1984

by Chicago at Detroit: May 7-9, 1982

by Detroit at home: April 20-22, 1984

by Detroit at Chicago: August 19-21, 1991

### Last Four-Game Sweep

by Chicago at home: July 12-15, 1962

by Chicago at Detroit: May 29-31, 1964

by Detroit at home: August 18-21, 1988

by Detroit at Chicago: June 20-22, 1980

### Most Runs, Game

by Chicago: 20, September 9, 1921 at Chicago (20-15)

by Detroit: 21, July 1, 1936 (21-6)

### Longest Winning Streak

by Chicago: 9, June 5, 1920-August 14, 1920

by Detroit: 8, October 5, 1913-May 9, 1914

### Current Winning Streak: 4, by Detroit, August 15-21, 1991

### Largest Crowd

at New Comiskey Park: 42,406, August 19, 1991

at Old Comiskey Park: 47,795, July 12, 1979

at Tiger Stadium: 57,271, June 27, 1961

# Kansas City Royals

Royals Stadium  
One Royal Way  
Kansas City, MO 64129  
816-921-2200

## 1992 Schedule

All times listed are local

At Chicago			At Kansas City		
Day	Date	Time	Day	Date	Time
Mon.	5/18	7:05 p.m.	Tues.	6/2	7:35 p.m.
Tue.	5/19	7:05 p.m.	Wed.	6/3	7:35 p.m.
Wed.	5/20	7:05 p.m.	Thu.	6/4	7:35 p.m.
Fri.	8/21	7:05 p.m.	Thu.	9/3	7:35 p.m.
Sat.	8/22	6:05 p.m.	Fri.	9/4	7:35 p.m.
Sun.	8/23	1:35 p.m.	Sat.	9/5	7:05 p.m.
			Sun.	9/6	1:35 p.m.

## All-Time Series Results

By Decade

<b>1960s:</b>	8-10	.444
<b>1970s:</b>	79-89	.470
<b>1980s:</b>	55-64	.462
<b>1990s:</b>	16-10	.615
<b>Totals:</b>	158-173	.477

Year	Home	Road	Total	Year	Home	Road	Total
1969	5-4	3-6	8-10	1980	3-3	2-5	5-8
1970	5-6	2-5	7-11	1981	2-0	0-0	2-0
1971	5-4	4-5	9-9	1982	2-4	1-6	3-10
1972	6-3	2-6	8-9	1983	5-2	4-2	9-4
1973	1-8	5-4	6-12	1984	3-3	2-5	5-8
1974	6-3	5-4	11-7	1985	5-2	0-6	5-8
1975	5-4	4-5	9-9	1986	4-2	3-4	7-6
1976	5-4	3-6	8-10	1987	3-4	3-3	6-7
1977	6-2	2-5	8-7	1988	4-2	3-4	7-6
1978	4-3	4-4	8-7	1989	4-3	2-4	6-7
1979	3-4	2-4	5-8	1990	6-0	3-4	9-4
				1991	4-3	3-3	7-6

### Best Season Series Record

by Chicago: 9-4 (1983, 1990)

by Kansas City: 10-3 (1982)

### Last Three-Game Sweep

by Chicago at home: September 3-5, 1990

by Chicago at Kansas City: June 7-9, 1991

by Kansas City at home: July 7-9, 1989

by Kansas City at Chicago: August 26-28, 1991

### Last Four-Game Sweep

by Chicago at home: May 30-June 2, 1985

by Chicago at Kansas City: None

by Kansas City at home: None

by Kansas City at Chicago: None

### Most Runs, Game

by Chicago: 16, April 20, 1973 at Kansas City (16-2)

by Kansas City: 14, May 13, 1979 at Chicago (14-5)

### Longest Winning Streak

by Chicago: 8, July 4, 1974-April 25, 1975

by Kansas City: 6, twice, last May 31-August 21, 1982

Current Winning Streak: 2, by Chicago, September 4-5, 1991

### Largest Crowd

at New Comiskey Park: 42,074, June 16, 1991

at Old Comiskey Park: 50,412, July 31, 1977

at Royals Stadium: 40,640, May 31, 1982



# Milwaukee Brewers

County Stadium  
Milwaukee, WI 53214  
414-933-4114

## 1992 Schedule

All times listed are local

At Chicago			At Milwaukee		
Day	Date	Time	Day	Date	Time
Mon.	5/4	7:05 p.m.	Tue.	5/12	7:05 p.m.
Tue.	5/5	7:05 p.m.	Wed.	5/13	1:35 p.m.
Thu.	7/16	7:05 p.m.	Thu.	7/23	7:05 p.m.
Fri.	7/17	7:05 p.m.	Fri.	7/24	7:05 p.m.
Sat.	7/18	6:05 p.m.	Sat.	7/25	7:05 p.m.
Sun.	7/19	1:35 p.m.	Sun.	7/26	1:35 p.m.

## All-Time Series Results

By Decade

1970s:	68-62	.523
1980s:	55-58	.487
1990s:	17-7	.708
Totals:	140-127	.524

Year	Home	Road	Total	Year	Home	Road	Total
1970	4-6	3-5	7-11	1981	2-0	2-1	4-1
1971	5-4	6-3	11-7	1982	2-3	1-6	3-9
1972	6-0	3-3	9-3	1983	3-3	1-5	4-8
1973	2-4	1-5	3-9	1984	2-4	5-1	7-5
1974	5-1	3-3	8-4	1985	2-4	3-3	5-7
1975	4-2	4-2	8-4	1986	1-5	4-2	5-7
1976	3-3	4-2	7-5	1987	2-4	4-2	6-6
1977	3-2	3-3	6-5	1988	3-3	3-3	6-6
1978	3-2	1-5	4-7	1989	6-0	4-2	10-2
1979	2-4	3-3	5-7	1990	4-2	6-0	10-2
1980	2-4	3-3	5-7	1991	5-1	2-4	7-5

### Best Season Series Record

by Chicago: 10-2 (1989, 1990)

by Milwaukee: 9-3 (1973, 1982)

### Last Three-Game Sweep

by Chicago at home: None

by Chicago at Milwaukee: May 3-5, 1974

by Milwaukee at home: July 8-10, 1974

by Milwaukee at Chicago: April 7-10, 1986

### Last Four-Game Sweep

by Chicago at home: July 13-16, 1989

by Chicago at Milwaukee: August 3-6, 1984

by Milwaukee at home: July 15-18, 1978

by Milwaukee at Chicago: None

### Most Runs, Game

by Chicago: 15, July 14, 1991 at Milwaukee (15-1)

by Milwaukee: 17, June 23, 1989 at Milwaukee (17-5)

### Longest Winning Streak

by Chicago: 6, four times, last August 2-September 27, 1990

by Milwaukee: 12, May 14, 1982-May 2, 1983

Current Winning Streak: 1, by Chicago, July 22, 1991

### Largest Crowd

at New Comiskey Park: 42,295, July 22, 1991

at Old Comiskey Park: 51,560, April 14, 1981

At County Stadium: 53,038, April 17, 1983

# Minnesota Twins

Hubert H. Humphrey Metrodome  
501 Chicago Avenue, South  
Minneapolis, MN 55415  
612-375-1366

## 1992 Schedule

All times listed are local

At Chicago			At Minnesota		
Day	Date	Time	Day	Date	Time
Fri.	4/17	7:05 p.m.	Fri.	6/12	7:05 p.m.
Sat.	4/18	6:05 p.m.	Sat.	6/13	12:05 p.m.
Sun.	4/19	1:35 p.m.	Sun.	6/14	1:05 p.m.
Tue.	8/4	7:05 p.m.	Mon.	9/28	7:05 p.m.
Wed.	8/5	7:05 p.m.	Tue.	9/29	7:05 p.m.
Thu.	8/6	12:35 p.m.	Wed.	9/30	7:05 p.m.
			Thu.	10/1	12:15 p.m.

## All-Time Series Results

By Decade

<b>1960s:</b>	69-93	.426
<b>1970s:</b>	76-89	.461
<b>1980s:</b>	57-66	.463
<b>1990s:</b>	15-11	.577
<b>Totals:</b>	217-259	.456

Year	Home	Road	Total	Year	Home	Road	Total
1969	4-5	1-8	5-13	1980	3-3	2-5	5-8
1970	2-7	4-5	6-12	1981	2-1	0-3	2-4
1971	4-5	3-6	7-11	1982	4-2	3-4	7-6
1972	5-4	3-2	8-6	1983	5-2	3-3	8-5
1973	3-6	6-3	9-9	1984	4-2	4-3	8-5
1974	4-5	3-6	7-11	1985	3-4	3-3	6-7
1975	5-4	4-5	9-9	1986	4-2	2-5	6-7
1976	3-6	4-5	7-11	1987	4-3	2-4	6-7
1977	6-2	4-3	10-5	1988	2-4	2-5	4-9
1978	3-4	5-3	8-7	1989	3-4	2-4	5-8
1979	2-5	3-3	5-8	1990	3-3	4-3	7-6
				1991	4-3	4-2	8-5

### Best Season Series Record

by Chicago: 10-5 (1977)

by Minnesota: 14-4 (1966)

### Last Three-Game Sweep

by Chicago at home: September 14-16, 1987

by Chicago at Minnesota: June 8-10, 1990

by Minnesota at home: September 11-13, 1981

by Minnesota at Chicago: June 28-30, 1985

### Last Four-Game Sweep

by Chicago at home: July 1-3, 1977

by Chicago at Minnesota: None

by Minnesota at home: July 14-17, 1969

by Minnesota at Chicago: June 22-24, 1979

### Most Runs, Game

by Chicago: 18, June 20, 1971 at Minnesota (18-8)

by Minnesota: 19, June 26, 1977 at Minnesota (19-12)

### Longest Winning Streak

by Chicago: 7, September 18, 1979-May 10, 1980

by Minnesota: 9, September 13, 1980-October 2, 1981

Current Winning Streak: 2, by Chicago, October 3, 1991 (DH)

### Largest Crowd

at New Comiskey Park: 41,900, July 7, 1991

at Old Comiskey Park: 55,555, May 20, 1973

at Metrodome: 51,085, June 30, 1991

# New York Yankees

Yankee Stadium  
Bronx, NY 10451  
212-293-4300

## 1992 Schedule

All times listed are local

At Chicago			At New York		
Day	Date	Time	Day	Date	Time
Tue.	4/21	7:05 p.m.	Fri.	6/26	7:30 p.m.
Wed.	4/22	7:05 p.m.	Sat.	6/27	1:30 p.m.
			Sun.	6/28	8:05 p.m.
Fri.	8/14	7:05 p.m.	Mon.	9/14	7:30 p.m.
Sat.	8/15	6:05 p.m.	Tue.	9/15	7:30 p.m.
Sun.	8/16	7:05 p.m.	Wed.	9/16	7:30 p.m.
Mon.	8/17	7:05 p.m.			

## All-Time Series Results

By Decade

<b>1900s:</b>	88-62	.587	<b>1950s:</b>	88-132	.400
<b>1910s:</b>	118-94	.557	<b>1960s:</b>	76-102	.427
<b>1920s:</b>	86-134	.391	<b>1970s:</b>	44-72	.379
<b>1930s:</b>	68-148	.315	<b>1980s:</b>	58-61	.487
<b>1940s:</b>	86-133	.393	<b>1990s:</b>	18-6	.750
			<b>Totals:</b>	730-944	.436

Year	Home	Road	Total	Year	Home	Road	Total
1969	2-4	1-5	3-9	1980	2-4	3-3	5-7
1970	3-3	2-4	5-7	1981	3-3	2-4	5-7
1971	3-3	2-4	5-7	1982	3-3	5-1	8-4
1972	5-1	2-4	7-5	1983	4-2	4-2	8-4
1973	5-1	3-3	8-4	1984	4-2	3-3	7-5
1974	2-4	2-4	4-8	1985	4-2	2-4	6-6
1975	2-4	4-2	6-6	1986	2-4	4-2	6-6
1976	0-6	1-5	1-11	1987	3-3	2-4	5-7
1977	2-3	1-4	3-7	1988	2-4	1-5	3-9
1978	0-5	1-4	1-9	1989	3-2	2-4	5-6
1979	1-5	3-3	4-8	1990	5-1	5-1	10-2
				1991	5-1	3-3	8-4

### Best Season Series Record

by Chicago: 10-2 (1990)

by New York: 11-1 (1976)

### Last Three-Game Sweep

by Chicago at home: August 6-8, 1991

by Chicago at New York: August 15-17, 1983

by New York at home: April 28-30, 1989

by New York at Chicago: May 5-7, 1986

### Last Four-Game Sweep

by Chicago at home: August 17-20, 1964

by Chicago at New York: July 12-15, 1990

by New York at home: June 6-8, 1969

by New York at Chicago: June 17-20, 1976

### Most Runs, Game

by Chicago: 16, August 26, 1920 at New York (16-4)

by New York: 22, July 26, 1931 at New York (22-5)

### Longest Winning Streak (Since 1952)

by Chicago: 8, twice, last September 3, 1972-July 10, 1973

by New York: 10, April 22-June 22, 1964

Current Winning Streak: 1, by Chicago, August 18, 1991

### Largest Crowd

at New Comiskey Park: 41,870, August 7, 1991

at Old Comiskey Park: 54,215, July 19, 1953

at Yankee Stadium: 70,972, July 29, 1951

# Oakland Athletics

Oakland-Alameda County Stadium  
Oakland, CA 94621  
510-638-4900

## 1992 Schedule

All times listed are local

At Chicago			At Oakland		
Day	Date	Time	Day	Date	Time
Fri.	6/5	7:05 p.m.	Fri.	4/10	7:35 p.m.
Sat.	6/6	6:05 p.m.	Sat.	4/11	1:05 p.m.
Sun.	6/7	1:35 p.m.	Sun.	4/12	1:05 p.m.
Mon.	9/21	7:05 p.m.	Mon.	8/10	7:05 p.m.
Tue.	9/22	7:05 p.m.	Tue.	8/11	7:05 p.m.
Wed.	9/23	7:05 p.m.	Wed.	8/12	12:15 p.m.
Thu.	9/24	7:05 p.m.			

## All-Time Series Results

By Decade

1960s:	18-18	.500
1970s:	76-89	.461
1980s:	70-60	.538
1990s:	15-11	.577
Totals:	179-178	.501

Year	Home	Road	Total	Year	Home	Road	Total
1969	5-4	3-6	8-10	1980	3-4	3-3	6-7
1970	0-9	2-7	2-16	1981	2-4	5-2	7-6
1971	3-6	8-1	11-7	1982	4-3	5-1	9-4
1972	4-2	3-6	7-8	1983	5-1	3-4	8-5
1973	3-6	3-6	6-12	1984	4-3	2-4	6-7
1974	5-4	2-7	7-11	1985	4-2	4-3	8-5
1975	6-3	3-6	9-9	1986	5-2	2-4	7-6
1976	5-3	3-6	8-9	1987	5-1	4-3	9-4
1977	5-2	5-3	10-5	1988	2-5	3-3	5-8
1978	3-5	4-3	7-8	1989	2-4	3-4	5-8
1979	5-1	4-3	9-4	1990	3-4	5-1	8-5
				1991	4-2	3-4	7-6

### Best Season Series Record

by Chicago: 10-5 (1977)

by Oakland: 16-2 (1970)

### Last Three-Game Sweep

by Chicago at home: September 5-7, 1983

by Chicago at Oakland: June 22-24, 1990

by Oakland at home: August 8-10, 1988

by Oakland at Chicago: June 30-July 2, 1970

### Last Four-Game Sweep

by Chicago at home: June 5-8, 1986

by Chicago at Oakland: September 24-27, 1987

by Oakland at home: None

by Oakland at Chicago: May 22-24, 1970

### Most Runs, Game

by Chicago: 17, October 3, 1987 at Chicago (17-1)

by Oakland: 14, June 23, 1973 at Chicago (14-3)

### Longest Winning Streak

by Chicago: 6, May 15-24, 1979

by Oakland: 11, June 20-September 7, 1970

### Current Winning Streak: 2, by Chicago, September 17-18, 1991

### Largest Crowd

at New Comiskey Park: 42,343, June 1, 1991

at Old Comiskey Park: 44,176, June 16, 1990

at Oakland Coliseum: 45,150, April 17, 1988

# Seattle Mariners

The Kingdome  
201 South King Street  
Seattle, WA 98104  
206-628-3555

## 1992 Schedule

All times listed are local

At Chicago			At Seattle		
Day	Date	Time	Day	Date	Time
Mon.	4/13	1:35 p.m.	Mon.	6/15	7:05 p.m.
Wed.	4/15	7:05 p.m.	Tue.	6/16	7:35 p.m.
Thu.	4/16	7:05 p.m.	Wed.	6/17	7:05 p.m.
			Thu.	6/18	12:35 p.m.
Fri.	7/31	7:05 p.m.	Fri.	10/2	7:35 p.m.
Sat.	8/1	6:05 p.m.	Sat.	10/3	7:05 p.m.
Sun.	8/2	1:35 p.m.	Sun.	10/4	4:35 p.m.

## All-Time Series Results

By Decade

1970s:	22-21	.517
1980s:	71-52	.577
1990s:	15-11	.577
Totals:	108-84	.563

Year	Home	Road	Total	Year	Home	Road	Total
1977	5-3	5-2	10-5	1985	4-3	5-1	9-4
1978	2-5	5-3	7-8	1986	5-1	3-4	8-5
1979	3-4	2-4	5-8	1987	4-3	2-4	6-7
1980	4-2	2-5	6-7	1988	4-2	5-2	9-4
1981	1-2	2-1	3-3	1989	4-3	3-3	7-6
1982	4-2	2-5	6-7	1990	3-3	5-2	8-5
1983	7-0	5-1	12-1	1991	4-3	3-3	7-6
1984	2-4	3-4	5-8				

### Best Season Series Record

by Chicago: 12-1 (1983)

by Seattle: 8-5 (1979, 1984)

### Last Three-Game Sweep

by Chicago at home: July 25-27, 1989

by Chicago at Seattle: June 10-12, 1985

by Seattle at home: June 15-17, 1987

by Seattle at Chicago: June 19-22, 1978

### Last Four-Game Sweep

by Chicago at home: September 15-18, 1983

by Chicago at Seattle: None

by Seattle at home: None

by Seattle at Chicago: None

### Most Runs, Game

by Chicago: 14, September 22, 1990 at Seattle (14-5)

by Seattle: 13, September 28, 1990 at Chicago (13-4)

### Longest Winning Streak

by Chicago: 9, June 29, 1983-June 18, 1984

by Seattle: 5, October 2, 1977-June 26, 1978

Current Winning Streak: 1, by Chicago, October 6, 1991

### Largest Crowd

at New Comiskey Park: 42,074, June 16, 1991

at Old Comiskey Park: 45,646, September 17, 1983

at the Kingdome: 55,614, September 21, 1990

# Texas Rangers

Arlington Stadium  
1500 Copeland Road  
Arlington, TX 76004  
817-273-5000

## 1992 Schedule

All times listed are local

At Chicago			At Texas		
Day	Date	Time	Day	Date	Time
Thu.	4/30	7:05 p.m.	Tue.	5/26	7:35 p.m.
Fri.	5/1	7:05 p.m.	Wed.	5/27	7:35 p.m.
Sat.	5/2	12:05 p.m.	Thu.	5/28	7:35 p.m.
Sun.	5/3	1:35 p.m.			
Tue.	8/18	7:05 p.m.	Fri.	8/28	7:35 p.m.
Wed.	8/19	7:05 p.m.	Sat.	8/29	7:35 p.m.
Thu.	8/20	12:35 p.m.	Sun.	8/30	7:05 p.m.

## All-Time Series Results

By Decade

1970s:	76-55	.580
1980s:	59-64	.480
1990s:	15-11	.577
Totals:	150-130	.536

Year	Home	Road	Total	Year	Home	Road	Total
1972	8-1	6-3	14-4	1982	6-1	2-4	8-5
1973	8-1	5-4	13-5	1983	5-1	3-4	8-5
1974	4-4	5-3	9-7	1984	3-4	2-4	5-8
1975	3-6	2-7	5-13	1985	5-1	5-2	10-3
1976	4-5	3-6	7-11	1986	2-5	0-6	2-11
1977	2-5	4-4	6-9	1987	4-2	3-4	7-6
1978	7-1	4-3	11-4	1988	4-3	4-2	8-5
1979	5-1	6-1	11-2	1989	1-5	2-5	3-10
1980	4-3	2-4	6-7	1990	4-2	3-4	7-6
1981	2-1	0-3	2-4	1991	5-1	3-4	8-5

### Best Season Series Record

by Chicago: 11-2 (1979)

by Texas: 11-2 (1986)

### Last Three-Game Sweep

by Chicago at home: August 27-29, 1985

by Chicago at Texas: July 19-20, 1979

by Texas at home: August 22-24, 1986

by Texas at Chicago: June 2-4, 1986

### Last Four-Game Sweep

by Chicago at home: None

by Chicago at Texas: September 5-8, 1985

by Texas at home: None

by Texas at Chicago: None

### Most Runs, Game

by Chicago: 15, July 2, 1973 at Texas (15-1)

by Texas: 14, April 30, 1977 at Chicago (14-4)

### Longest Winning Streak

by Chicago: 8, twice, last June 6-September 8, 1985

by Texas: 11, May 26-August 30, 1986

### Current Winning Streak: 1, by Texas, September 8, 1991

### Largest Crowd

at New Comiskey Park: 42,150, June 22, 1991

at Old Comiskey Park: 42,231, July 3, 1978

at Arlington Stadium: 38,852, August 12, 1977



# Toronto Blue Jays

SkyDome  
300 Bremner Blvd.  
Toronto, Ontario  
Canada M5V 3B3  
416-341-1000

## 1992 Schedule

All times listed are local

At Chicago			At Toronto		
Day	Date	Time	Day	Date	Time
Fri.	5/22	7:05 p.m.	Fri.	5/29	7:35 p.m.
Sat.	5/23	6:05 p.m.	Sat.	5/30	1:35 p.m.
Sun.	5/24	1:35 p.m.	Sun.	5/31	1:35 p.m.
Mon.	8/24	7:05 p.m.	Mon.	8/31	7:35 p.m.
Tue.	8/25	7:05 p.m.	Tue.	9/1	7:35 p.m.
Wed.	8/26	7:05 p.m.	Wed.	9/2	7:35 p.m.

## All-Time Series Results

By Decade

1970s:	19-14	.576
1980s:	50-70	.417
1990s:	12-12	.500
Totals:	81-96	.458

Year	Home	Road	Total	Year	Home	Road	Total
1977	5-1	3-2	8-3	1985	2-4	1-5	3-9
1978	3-2	1-4	4-6	1986	4-2	2-4	6-6
1979	2-4	5-1	7-5	1987	1-5	3-3	4-8
1980	4-2	1-5	5-7	1988	5-1	2-4	7-5
1981	3-3	4-2	7-5	1989	0-6	1-5	1-11
1982	4-2	4-2	8-4	1990	4-2	1-5	5-7
1983	1-5	4-2	5-7	1991	4-2	3-3	7-5
1984	2-4	2-4	4-8				

### Best Season Series Record

by Chicago: 8-3 (1977)

by Toronto: 11-1 (1989)

### Last Three-Game Sweep

by Chicago at home: April 27-29, 1990

by Chicago at Toronto: April 16-18, 1979

by Toronto at home: September 7-9, 1990

by Toronto at Chicago: September 4-6, 1989

### Last Four-Game Sweep

by Chicago at home: None

by Chicago at Toronto: None

by Toronto at home: None

by Toronto at Chicago: None

### Most Runs, Game

by Chicago: 16, July 11, 1982 at Toronto (16-7)

by Toronto: 14, August 3, 1987 at Chicago (14-5)

### Longest Winning Streak

by Chicago: 6, July 14-21, 1978

by Toronto: 7, May 28, 1989-April 27, 1990

Current Winning Streak: 3, by Chicago, July 25-30, 1991

### Largest Crowd

at New Comiskey Park: 42,796, July 25, 1991

at Old Comiskey Park: 41,043, April 10, 1979

at SkyDome: 50,298, July 29, 1991

# 1991 REVIEW

---



*Robin Ventura set a White Sox record in 1991 for RBI by a third baseman (100) and won his first Rawlings Gold Glove Award.*

# STANDINGS

## *American League Final Standings*

West	W	L	PCT	GB	East	W	L	PCT	GB
Minnesota	95	67	.586	—	Toronto	91	71	.562	—
<b>Chicago</b>	<b>87</b>	<b>75</b>	<b>.537</b>	<b>8.0</b>	Detroit	84	78	.519	7.0
Texas	85	77	.525	10.0	Boston	84	78	.519	7.0
Oakland	84	78	.519	11.0	Milwaukee	83	79	.512	8.0
Seattle	83	79	.512	12.0	New York	71	91	.438	20.0
Kansas City	82	80	.506	13.0	Baltimore	67	95	.414	24.0
California	81	81	.500	14.0	Cleveland	57	105	.352	34.0

## *First Half Standings*

West	W	L	PCT	GB	East	W	L	PCT	GB
Texas	44	33	.571	—	Toronto	49	34	.590	—
Minnesota	47	36	.566	—	Boston	42	38	.525	5.5
California	44	37	.543	2.0	Detroit	41	40	.506	7.0
<b>Chicago</b>	<b>43</b>	<b>37</b>	<b>.538</b>	<b>2.5</b>	New York	38	40	.487	8.5
Oakland	44	38	.537	2.5	Milwaukee	36	44	.450	11.5
Seattle	40	42	.488	6.5	Baltimore	33	47	.413	14.5
Kansas City	36	44	.450	9.5	Cleveland	26	53	.329	21.0

## *Second Half Standings*

West	W	L	PCT	GB	East	W	L	PCT	GB
Minnesota	48	31	.608	—	Milwaukee	47	35	.573	—
Kansas City	46	36	.561	3.5	Toronto	42	37	.532	3.5
Seattle	43	37	.538	5.5	Detroit	43	38	.531	3.5
<b>Chicago</b>	<b>44</b>	<b>38</b>	<b>.537</b>	<b>5.5</b>	Boston	42	40	.512	5.0
Oakland	40	40	.500	8.5	Baltimore	34	48	.415	13.0
Texas	41	44	.482	10.0	New York	33	51	.393	15.0
California	37	44	.456	12.0	Cleveland	31	52	.373	16.5

## *Through April*

West	W	L	PCT	GB	East	W	L	PCT	GB
Oakland	13	7	.650	—	Boston	11	7	.611	—
<b>Chicago</b>	<b>11</b>	<b>6</b>	<b>.647</b>	<b>0.5</b>	Toronto	12	9	.571	0.5
California	10	10	.500	3.0	Milwaukee	10	9	.526	1.5
Texas	8	8	.500	3.0	Detroit	10	9	.526	1.5
Seattle	10	11	.476	3.5	Cleveland	7	10	.411	3.5
Minnesota	9	11	.450	4.0	New York	6	11	.353	4.5
Kansas City	8	11	.421	4.5	Baltimore	6	12	.333	5.0

## *Through May*

West	W	L	PCT	GB	East	W	L	PCT	GB
Texas	26	17	.605	—	Boston	26	20	.565	—
Oakland	28	19	.596	—	Toronto	27	21	.563	—
California	26	21	.553	2.0	Detroit	23	23	.500	3.0
Seattle	25	23	.521	3.5	Milwaukee	22	24	.478	4.0
Minnesota	23	25	.479	5.5	New York	20	24	.455	5.0
<b>Chicago</b>	<b>21</b>	<b>23</b>	<b>.477</b>	<b>5.5</b>	Cleveland	17	27	.386	8.0
Kansas City	21	25	.457	6.5	Baltimore	16	29	.356	9.5

## *Through June*

West	W	L	PCT	GB	East	W	L	PCT	GB
Minnesota	45	31	.592	—	Toronto	43	33	.566	—
Texas	39	31	.557	3.0	Boston	37	36	.507	4.5
California	41	33	.554	3.0	Detroit	37	37	.500	5.0
Oakland	41	34	.547	3.5	Milwaukee	34	39	.466	7.5
<b>Chicago</b>	<b>38</b>	<b>35</b>	<b>.521</b>	<b>5.5</b>	New York	33	38	.465	7.5
Seattle	39	36	.520	5.5	Baltimore	30	43	.411	11.5
Kansas City	33	40	.452	10.5	Cleveland	24	48	.333	17.0

## *Through July*

West	W	L	PCT	GB	East	W	L	PCT	GB
Minnesota	61	41	.598	—	Toronto	58	44	.569	—
<b>Chicago</b>	<b>57</b>	<b>43</b>	<b>.570</b>	<b>3.0</b>	Detroit	51	49	.510	6.0
Oakland	56	46	.549	5.0	Boston	48	52	.480	9.0
Texas	52	45	.536	6.5	New York	46	51	.474	9.5
Seattle	54	48	.529	7.0	Milwaukee	43	57	.430	14.0
California	52	48	.520	8.0	Baltimore	40	60	.400	17.0
Kansas City	49	50	.495	10.5	Cleveland	33	66	.333	23.5

## *Through August*

West	W	L	PCT	GB	East	W	L	PCT	GB
Minnesota	78	53	.595	—	Toronto	73	58	.557	—
Oakland	71	60	.542	7.0	Detroit	69	61	.531	3.5
<b>Chicago</b>	<b>69</b>	<b>61</b>	<b>.531</b>	<b>8.5</b>	Boston	66	63	.512	6.0
Kansas City	67	61	.523	9.5	Milwaukee	62	67	.481	10.0
Texas	67	61	.523	9.5	New York	58	70	.453	13.5
Seattle	67	63	.515	10.5	Baltimore	52	77	.403	19.0
California	63	66	.488	14.0	Cleveland	43	86	.333	29.0

## *Through September*

West	W	L	PCT	GB	East	W	L	PCT	GB
Minnesota	93	63	.596	—	Toronto	87	70	.554	—
<b>Chicago</b>	<b>84</b>	<b>72</b>	<b>.538</b>	<b>9.0</b>	Boston	83	73	.532	3.5
Texas	83	74	.529	10.5	Detroit	80	76	.513	6.5
Oakland	82	75	.522	11.5	Milwaukee	77	78	.497	9.0
Kansas City	81	76	.516	12.5	New York	67	89	.429	19.5
Seattle	79	78	.503	14.5	Baltimore	66	90	.423	20.5
California	78	79	.497	15.5	Cleveland	54	101	.348	32.0

## *AL West Monthly Records*

TEAM	APRIL	MAY	JUNE	JULY	AUG	SEP/OCT
California	10-10	16-11	15-12	11-15	11-18	18-15
<b>Chicago</b>	<b>11-6</b>	<b>10-17</b>	<b>17-12</b>	<b>19-8</b>	<b>12-18</b>	<b>18-14</b>
Kansas City	8-11	13-14	12-15	16-10	18-11	15-19
Minnesota	9-11	14-14	22-6	16-10	17-12	17-14
Oakland	13-7	15-12	13-15	15-12	15-14	13-18
Seattle	10-11	15-12	14-13	15-12	13-15	16-16
Texas	8-8	18-9	13-14	13-14	15-16	18-16

## AL East Monthly Reocrds

TEAM	APRIL	MAY	JUNE	JULY	AUG	SEP/OCT
Baltimore	6-12	10-17	14-14	10-17	12-17	15-18
Boston	11-7	15-13	11-16	11-16	18-11	18-15
Cleveland	7-10	10-17	7-21	9-18	10-20	14-19
Detroit	10-9	13-14	14-14	14-12	18-12	15-17
Milwaukee	10-9	12-15	12-15	9-18	19-10	21-12
New York	6-11	14-13	13-14	13-13	12-19	13-21
Toronto	12-9	15-12	16-12	15-11	15-14	18-13

## MISCELLANEOUS STATISTICS

Record: 87-75  
 Streak: Won 1  
 Last Roadtrip: 1-2  
 Last Homestand: 3-4  
 Home/Road: 46-35/41-40  
 Day/Night: 23-20/64-55  
 Grass/artificial turf: 74-64/13-11  
 vs. East/West: 45-39/42-36  
 vs. RH/LH Pitchers: 62-45/25-30  
 vs. RH/LH Starters: 66-48/21-27  
 Extra Innings: 15-9 (7-4 home, 8-5 road)  
 Doubleheaders: Won 1, Lost 1, Split 0  
 Shutouts: 8-12 (4-6 home, 4-6 road)  
 Longest Winning Streak: 8  
 Longest Losing Streak: 9  
 Wins in last at-bat: 28  
 Average time of game: 3:08  
 When ahead after 6/7/8: 58-9/62-9/66-4  
 When behind after 6/7/8: 14-61/12-56/10-62  
 When tied after 6/7/8: 15-5/13-10/11-9  
 When Sox homer: 47-27  
 When Sox hit homer with men-on: 39-14  
 When Sox hit multiple homers: 28-7  
 When Sox score first: 56-22  
 When Sox score 4 or more: 71-21  
 When Sox score less than 4: 16-54  
 When Sox outhit opponents: 61-27  
 When Sox have equal hits: 11-4  
 Home Runs at home: Sox 74, Opp. 79  
 Home Runs on road: Sox 65, Opp. 75  
 Grand Slam Home Runs: Sox 6, Opp. 2  
 Left on base: Sox 1183, Opp. 1079  
 Double Plays: Sox 151, Opp. 163  
 Triple Plays: Sox 0, Opp. 0

### Runs by Innings

	1	2	3	4	5	6	7	8	9	X	Totals
White Sox	70	79	103	102	63	90	77	83	66	25	758
Opponents	85	90	68	118	72	73	43	63	50	19	681

### Chicago White Sox vs. AL East Division

	Home		Road		Total	
	W	L	W	L	W	L
Baltimore Orioles	3	3	5	1	8	4
Boston Red Sox	1	5	4	2	5	7
Cleveland Indians	4	2	2	4	6	6
Detroit Tigers	1	5	3	3	4	8
Milwaukee Brewers	5	1	2	4	7	5
New York Yankees	5	1	3	3	8	4
Toronto Blue Jays	4	2	3	3	7	5
<b>Totals</b>	<b>23</b>	<b>19</b>	<b>22</b>	<b>20</b>	<b>45</b>	<b>39</b>

### Chicago White Sox vs. AL West Division

	Home		Road		Total	
	W	L	W	L	W	L
California Angels	2	4	3	4	5	8
Kansas City Royals	4	3	3	3	7	6
Minnesota Royals	4	3	4	2	8	5
Oakland Athletics	4	2	3	4	7	6
Seattle Mariners	4	3	3	3	7	6
Texas Rangers	5	1	3	4	8	5
<b>Totals</b>	<b>23</b>	<b>16</b>	<b>19</b>	<b>20</b>	<b>42</b>	<b>36</b>
<b>Overall</b>	<b>46</b>	<b>35</b>	<b>41</b>	<b>40</b>	<b>87</b>	<b>75</b>

## SINGLE-GAME HIGHS

### Team

**At-Bats, Game:** 69, 5/1 at Milwaukee (19 innings)  
**At-Bats, Inning:** 10, 9/5 vs. Kansas City (4th inning)  
**Runs, Game:** 15, 7/14 at Milwaukee  
**Runs, Inning:** 10, 9/5 vs. Kansas City (4th inning)  
**Hits, Game:** 24, 10/3 vs. Minnesota (second game)  
**Hits, Inning:** 8, 9/5 vs. Kansas City (4th inning)  
**Consecutive Hits, Inning:** 6, 5/23 at Oakland (7th inning)  
**Doubles:** 5, 3 times, last 10/3 vs. Minnesota (second game)  
**Triples:** 2, 4 times, last 9/7 at Texas  
**Home Runs:** 5, 8/8 vs. New York  
**Left On Base:** 17, 5/1 at Milwaukee (19 innings)  
**Errors:** 4, 5/29 vs. California  
**Strikeouts:** 12, three times, last 9/11 at Oakland  
**Walks:** 11, 9/6 at Texas  
**Double Plays:** 5, 5/5 vs. Boston  
**Hit by Pitch:** 3, 7/19 vs. Milwaukee

### Opponents

**At-Bats, Game:** 68, 5/1 by Milwaukee (19 innings)  
**At-Bats, Inning:** 13, 4/18 by Detroit (4th inning)  
**Runs, Game:** 16, 4/18 by Detroit  
**Runs, Inning:** 10, 4/18 by Detroit (4th inning)  
**Hits, Game:** 19, 4/18 by Detroit  
**Hits, Inning:** 9, 4/18 by Detroit (4th inning)  
**Consecutive Hits, Inning:** 6, three times, last 7/13 by Milwaukee (6th inning)  
**Doubles:** 6, 8/3 by Baltimore  
**Triples:** 2, 4 times, last 8/9 by Baltimore  
**Home Runs:** 4, 4 times, last 10/3 by Minnesota (second game)  
**Extra Base Hits:** 8, 10/3 by Minnesota (second game)  
**Runs Batted In:** 16, 4/18 by Detroit





**Home Runs:** 2, 11 times, last by Fisk, 10/3 vs. Minnesota (second game)  
**Runs Batted In:** 6, twice, Ventura, 7/19 vs. Milwaukee and Fisk, 10/3 vs. Minnesota (second game)  
**Stolen Bases:** 2, 11 times, last by Raines, 8/28 at Kansas City  
**Strikeouts:** 4, three times, last by Karkovice, 8/8 vs. New York  
**Walks:** 4, Newson, 7/14 at Milwaukee  
**Errors:** 2, five times, last by Grebeck, 10/4 at Seattle  
**Hit By Pitch:** 2, Cora, 6/20 vs. Texas

## *Individual Pitching*

**Innings Pitched, Starter:** 10, Hibbard, 5/7 vs. Milwaukee  
**Innings Pitched, Reliever:** 7.2, Perez, 6/15 vs. Kansas City  
**Strikeouts:** 11, Perez, 5/9 at Toronto  
**Walks:** 8, three times, last by Hough, 8/14 at Detroit  
**Fewest Hits Allowed, Complete Game:** 0, Alvarez, 8/11 at Baltimore  
**Consecutive Scoreless Innings, Starter:** 18.0, McDowell, 9/13-18  
**Consecutive Scoreless Innings, Reliever:** 20.1, Perez, 5/29-6/20  
**Consecutive Scoreless Relief Appearances:** 11, Pall, 4/15-5/13  
**Consecutive Save Opportunities Converted:** 7, Thigpen, 7/22-8/10  
**Consecutive Hitters Retired:** 26, McDowell, 6/4-9  
**Consecutive Starts, at Least 7 Innings:** 11, twice, Hough, 5/11-7/3 and McDowell, 6/4-7/29  
**Longest Winning Streak, Starter:** 4, McDowell, 6/4-25  
**Longest Winning Streak, Reliever:** 6, Perez, 6/6-9/10  
**Longest Losing Streak:** 5, Fernandez, 4/30-6/16

## **LOW-HIT GAMES**

### *By the White Sox*

#### *No-Hit Games*

H/R		Opponent	Score	Pitcher(s)	IP	H	R	ER	BB	SO
Date	D/N									
8/11	R/D	Baltimore	7-0	Alvarez (W)	9.0	0	0	0	5	7

#### *One-Hit Games*

H/R		Opponent	Score	Pitcher(s)	IP	H	R	ER	BB	SO
Date	D/N									
7/14	R/D	Milwaukee	15-1	McDowell (W)	9.0	1	1	1	1	4

#### *Two-Hit Games*

H/R		Opponent	Score	Pitcher(s)	IP	H	R	ER	BB	SO
Date	D/N									
4/13	R/D	Detroit	4-1	McDowell (W)	9.0	2	1	1	2	10
5/31	H/N	Oakland	5-4	Garcia	7.0	2	4	4	4	4
				Radinsky	1.0	0	0	0	2	2
				Thigpen (W)	1.0	0	0	0	0	2
6/12	R/N	Texas	2-4	Hough (L)	8.0	2	4	4	8	9
9/4	H/N	Kansas City	4-1	Fernandez (W)	7.0	2	1	1	3	3
				Radinsky (H)	1.0	0	0	0	0	0
				Thigpen (SV)	1.0	0	0	0	0	0
9/29	H/D	Seattle	1-2	Hough (L)	8.0	2	2	1	2	5
				Radinsky	1.0	0	0	0	0	1

## *Three-Hit Games*

	H/R									
Date	D/N	Opponent	Score	Pitcher(s)	IP	H	R	ER	BB	SO
4/10	R/D	Baltimore	2-0	Hibbard (W)	8.0	3	0	0	4	4
				Thigpen (SV)	1.0	0	0	0	1	2
6/25	H/N	Seattle	4-0	McDowell (W)	9.0	3	0	0	3	7
7/21	H/D	Milwaukee	1-2	Hough (L)	7.0	3	2	2	2	5
				Patterson	0.1	0	0	0	1	0
				Radinsky	1.2	0	0	0	0	0
9/2	H/N	Kansas City	5-1	Hernandez (W)	7.0	1	1	1	2	4
				Perez (H)	0.1	2	0	0	0	1
				Radinsky (SV)	1.2	0	0	0	0	2
9/9	R/N	Oakland	7-1	Fernandez (W)	9.0	3	1	1	2	9
9/17	H/N	Oakland	1-0	Hibbard (W)	7.2	3	0	0	2	3
				Perez (H)	0.1	0	0	0	0	1
				Thigpen (SV)	1.0	0	0	0	0	0

## *Against the White Sox*

### *No-Hit Games*

	H/R									
Date	D/N	Opponent	Score	Pitcher(s)	IP	H	R	ER	BB	SO
8/26	R/N	Kansas City	7-0	Saberhagen (W)	9	0	0	0	2	5

### *One-Hit Games*

	H/R									
Date	D/N	Opponent	Score	Pitcher(s)	IP	H	R	ER	BB	SO
9/24	R/N	Minnesota	9-2	Erickson (W)	7.0	1	2	2	3	4
				Guthrie	2.0	0	0	0	1	1

### *Two-Hit Games*

	H/R									
Date	D/N	Opponent	Score	Pitcher(s)	IP	H	R	ER	BB	SO
9/17	H/N	Oakland	0-1	Darling (L)	7.0	2	1	1	3	9
				Honeycutt	0.2	0	0	0	0	0
				Nelson	0.1	0	0	0	0	1

## *Three-Hit Games*

	H/R									
Date	D/N	Opponent	Score	Pitcher(s)	IP	H	R	ER	BB	SO
5/9	R/N	Toronto	2-0	Wells (W)	8.0	3	0	0	1	8
				Ward (SV)	1.0	0	0	0	0	1
7/16	H/N	Boston	2-0	Harris (W)	7.0	2	0	0	0	3
				Gray	1.0	1	0	0	0	0
				Reardon (SV)	1.0	0	0	0	0	1
8/25	R/N	Cleveland	3-0	Nichols (W)	9.0	3	0	0	1	4

### **Scoring in Every Inning**

The White Sox scored in every inning of a 12-8 victory over the Boston Red Sox on May 11, 1949 at Comiskey Park. They scored single runs in the first, second, fourth, sixth and seventh, two runs in the third and fifth and three runs in the eighth inning.

# DAY-BY-DAY

No.	Date	H/R D/N	W/L	Final Score	Winning Pitcher	Losing Pitcher	Pos. Record	GA-GB	Attendance Home	Cum. Time
1	4/8	R/D	W	Sox 9, Bal 1	McDowell (C)	Ballard	1-0	T1/-		2:35
2	4/10	R/N	W	Sox 2, Bal 0	Hibbard	Mesa	2-0	T1/-		2:57
3	4/12	R/N	W	Sox 4, Det 1	Fernandez	Searcy	3-0	1/0.5		3:17
4	4/13	R/D	W	Sox 4, Det 1	McDowell (C)	Tanana	4-0	1/0.5		2:36
5	4/14	R/D		Postponed due to rain						
6	4/15	R/D	W	Sox 6, NY 5	Hibbard	Cadaret (R)	5-0	1/0.5		3:42
7	4/16	R/N	W	Sox 4, NY 3 (10)	Radinsky (R)	Farr (R)	6-0	T1/-		3:43
8	4/17	R/D	L	NY 10, Sox 1	Cary	Fernandez	6-1	2/1.0		2:43
9	4/18	H/D	L	Det 16, Sox 0	Tanana (C)	McDowell	6-2	2/1.0	42,191	3:11
10	4/20	H/D	L	Det 2, Sox 1 (12)	Henneman (R)	Radinsky (R)	6-3	3/0.5	36,420	4:00
11	4/21	H/D	W	Sox 5, Det 4	Drahman (R)	Gibson (R)	7-3	1/0.5	29,776	3:18
12	4/22	H/N	W	Sox 8, Bal 7	Fernandez	McDonald	8-3	1/1.5	30,480	3:48
13	4/23	H/N	W	Sox 10, Bal 4	McDowell	Johnson	9-3	1/1.5	23,216	2:55
14	4/24	H/N	L	Bal 5, Sox 1	Ballard	Hough	9-4	1/1.5	26,121	3:08
15	4/26	H/N	L	NY 3, Sox 2 (11)	Cadaret (R)	Drahman (R)	9-5	1/0.5	30,350	4:19
16	4/27	H/N	W	Sox 14, NY 9	Perez	Plunk (R)	10-5	1/0.5	34,493	3:56
17	4/28	H/D	W	Sox 4, NY 1	McDowell	Cary	11-5	1/0.5	36,242	3:06
18	4/30	R/N	L	Mil 8, Sox 2	Bosio	Fernandez	11-6	2/0.5		3:39
19	5/1	R/D	L	Mil 10, Sox 9 (19)	August (R)	Edwards (R)	11-7	2/1.5		6:05

## APRIL RECORD: 11-6

19	5/3	H/N	L	Bos 7, Sox 2	Clemens (C)	McDowell	11-8	2/2.5	30,267	3:22
20	5/4	H/N	L	Bos 4, Sox 0	Bolton	Perez	11-9	2/2.5	37,121	2:57
21	5/5	H/D	L	Bos 9, Sox 1	Young	Fernandez	11-10	2/2.5	34,477	3:01
22	5/7	H/N	W	Sox 2, Mil 1 (12)	Thigpen (R)	Lee (R)	12-10	2/2.5	35,451	3:29
23	5/8	H/N	W	Sox 2, Mil 1	McDowell (C)	Navarro (C)	13-10	2/2.5	36,026	2:39
24	5/9	R/N	L	Tor 2, Sox 0	Wells	Perez	13-11	2/3.0		2:39
25	5/10	R/N	W	Sox 5, Tor 3 (12)	Radinsky (R)	Fraser (R)	14-11	2/2.0		4:27
26	5/11	R/D	L	Tor 5, Sox 2	Sieba	Hough (C)	14-12	2/3.0		2:35
27	5/12	R/D	L	Tor 4, Sox 2	Key	Hibbard (C)	14-13	3/3.0		2:25
28	5/13	R/N	W	Sox 4, Bos 3 (10)	Thigpen (R)	Gray (R)	15-13	3/2.0		3:25
29	5/14	R/N	L	Bos 4, Sox 1	Bolton	Perez	15-14	4/2.0		2:57
30	5/15	R/N	L	Bos 9, Sox 6	Hesketh (R)	Pali (R)	15-15	6/3.0		4:11
31	5/16	H/N	W	Sox 7, Cubs 2	Wickman	Wilson	15-15	7/3.5	41,620	2:29
32	5/17	H/N	W	Sox 5, Tor 3	Pali (R)	Timlin (R)	16-15	4/3.0	30,095	3:09
33	5/18	H/N	L	Tor 9, Sox 2	Key	Hibbard	16-16	6/4.0	34,861	3:04
34	5/19	H/D	W	Sox 5, Tor 4	Patterson (R)	Timlin (R)	17-16	5/3.5	41,015	3:41
35	5/20	R/N	L	Cal 6, Sox 3	Langston	Perez	17-17	6/4.0		2:41
36	5/21	R/N	L	Cal 4, Sox 2	J. Abbott	Radinsky (R)	17-18	8/4.0		2:57
37	5/22	R/N	W	Sox 5, Cal 3	Hough	Lewis	18-18	5/3.5		2:44
38	5/23	R/N	W	Sox 11, Oak 1	Hibbard (C)	Hawkins	19-18	5/3.0		2:52
39	5/24	R/N	L	Oak 6, Sox 5	Eckersley (R)	Thigpen (R)	19-19	5/3.5		3:33
40	5/25	R/D	L	Oak 5, Sox 3 (10)	Klink (R)	Edwards (R)	19-20	5/4.5		3:51
41	5/26	R/D	L	Oak 6, Sox 2	Stewart	Fernandez	19-21	5/6.0		3:04
42	5/28	H/N	W	Sox 6, Cal 5	Pali (R)	Harvey (R)	20-21	5/5.5	31,582	3:09
43	5/29	H/N	L	Cal 8, Sox 4	Fintley	Hibbard	20-22	6/5.5	31,382	3:31
44	5/30	H/D	L	Cal 7, Sox 6	McCaskey	McDowell	20-23	6/6.5	31,632	3:17
45	5/31	H/N	W	Sox 5, Oak 4	Thigpen (R)	Chitren (R)	21-23	6/6.5	41,870	3:22

## MAY RECORD: 10-17

45	6/1	H/N	L	Oak 7, Sox 4	Kink (R)	Fernandez	21-24	6/6.5	42,343	3:41
46	6/2	H/N	W	Sox 4, Oak 3	Hough	Moore	22-24	6/5.5	41,358	3:30
47	6/3	H/N	L	Oak 5, Sox 3	Slusarski	Hibbard	22-25	6/6.5	36,341	2:55
48	6/4	R/N	W	Sox 4, Cle 1	McDowell (C)	Nichols	23-25	6/6.5		2:33
49	6/5	R/N	L	Cle 2, Sox 1	Hillagas (R)	Garcia	23-26	6/7.5		2:46
50	6/6	R/N	W	Sox 2, Cle 1 (10)	Perez (R)	Jones (R)	24-26	6/7.5		3:02
51	6/7	R/N	W	Sox 2, KC 0	Hough	Appier (C)	25-26	6/6.5		2:33
52	6/8	R/N	W	Sox 14, KC 7	Hibbard	Gordon	26-26	6/5.5		3:14
53	6/9	R/D	W	Sox 8, KC 2	McDowell (C)	Boddicker	27-26	6/5.5		2:22
54	6/10	R/N	W	Sox 3, Tex 2 (13)	Perez (R)	Alexander (R)	28-26	5/5.5		4:00
55	6/11	R/N	L	Tex 2, Sox 0	Ryan (C)	Fernandez	28-27	6/5.5		2:56
56	6/12	R/N	L	Tex 4, Sox 2	Barfield	Hough (C)	28-28	6/6.5		2:43
57	6/13	R/N	L	Tex 8, Sox 4	Alexander	Hibbard	28-29	6/7.0		2:53
58	6/14	H/N	W	Sox 9, KC 3	McDowell	Aquino	29-29	6/6.5	41,310	2:54
59	6/15	H/N	L	KC 5, Sox 3	Boddicker	Garcia	29-30	6/7.0	41,844	2:49
60	6/16	H/D	L	KC 9, Sox 4	Gubioza	Fernandez	29-31	7/6.5	42,074	3:07
61	6/18	H/N	W	Sox 6, Cle 5	Hough	Candiotti	30-31	6/7.0	32,151	2:43
62	6/19	H/N	L	Cle 4, Sox 3	Nagy	Hibbard	30-32	7/8.0	34,668	2:39
63	6/20	H/N	L	Tex 7, Sox 3	Jeffcoat (R)	Thigpen (R)	30-33	7/8.5	32,869	2:58
64	6/21	H/N	W	Sox 6, Tex 5 (11)	Patterson (R)	Schiraldi (R)	31-33	7/8.5	37,782	3:58
65	6/22	H/N	W	Sox 3, Tex 1	Fernandez (C)	Barfield	32-33	7/8.5	42,150	2:56
66	6/23	H/D	W	Sox 6, Tex 5 (10)	Thigpen (R)	Russell (R)	33-33	6/7.5	38,900	3:45
67	6/24	H/N	W	Sox 6, Sea 2	Hibbard	DeLucia	34-33	6/7.5	42,552	2:28
68	6/25	H/N	W	Sox 4, Sea 0	McDowell (C)	Burba	35-33	6/7.5	36,971	2:27
69	6/26	H/N	L	Sea 5, Sox 4	Johnson	Garcia	35-34	6/7.5	35,103	3:22
70	6/27	H/D	W	Sox 5, Sea 2	Fernandez	Hanson	36-34	6/6.5	37,065	2:46
71	6/28	R/N	W	Sox 4, Min 2	Hough	Anderson (C)	37-34	6/5.5		2:49
72	6/29	R/N	W	Sox 8, Min 4	Hibbard (C)	Erickson	38-34	5/4.5		2:10
73	6/30	R/D	L	Min 3, Sox 0	Morris (C)	McDowell	38-35	5/5.5		2:12

## JUNE RECORD: 17-12

74	7/1	R/N	W	Sox 5, Min 4 (10)	Thigpen (R)	Willis (R)	39-35	5/4.5		3:48
75	7/2	R/N	W	Sox 5, Sea 4	Perez (R)	Burba (R)	40-35	4/3.5		3:13
76	7/3	R/N	W	Sox 3, Sea 2 (12)	Pali (R)	Jones (R)	41-35	4/2.5		3:48
77	7/4	R/D	L	Sea 3, Sox 2	DeLucia	Hibbard (C)	41-36	7/4.5		2:25
78	7/5	H/N	W	Sox 4, Min 2	McDowell	Morris (C)	42-36	7/4.5	41,657	2:45
79	7/6	H/N	L	Min 5, Sox 4	Willis (R)	Radinsky (R)	42-37	5/3.5	41,606	3:05
80	7/7	H/D	W	Sox 4, Min 3	Patterson (R)	Guthrie (R)	43-37	4/2.5	41,900	2:45
81	7/11	R/N	L	Mil 5, Sox 1	Wegman (C)	Hough	43-38	5/3.5		2:37
82	7/12	R/N	W	Sox 8, Mil 6	Perez (R)	Plesac (R)	44-38	4/3.5		3:07
83	7/13	R/N	L	Mil 8, Sox 2	August	Hibbard	44-39	3/4.5		2:40
84	7/14	R/D	W	Sox 15, Mil 1	McDowell (C)	Knudson	45-39	3/3.5		2:38

No.	Date	D/N	H/R W/L	Final Score	Pitcher	Winning Pitcher	Losing Record	Pos. GA-GB	Attendance Home Cum.	Time	
85	7/15	H/N	W	Sox 7, Bos 1	Garcia	Gardiner	46-39	3/3.5	34,798	1,480,507	3:16
86	7/16	H/N	L	Bos 2, Sox 0	Harris	Hough	46-40	4/3.5	37,527	1,518,034	2:24
87	7/17	H/N	L	Bos 4, Sox 2 (10)	Fossas (R)	Thigpen (R)	46-41	T4/4.5	40,008	1,558,042	3:03
88	7/19	H/N	W	Sox 14, Mil 3	McDowell	August	47-41	2/4.5	42,055	1,600,097	3:25
89	7/20	H/N	W	Sox 7, Mil 6 (10)	Thigpen (R)	Plesac (R)	48-41	2/4.5	40,583	1,640,680	3:42
90	7/21	H/D	L	Mil 2, Sox 1	Bosio (C)	Hough	48-42	3/5.5	41,207	1,681,887	2:43
91	7/22	H/N	W	Sox 5, Mil 4	Hibbard	Wegman (C)	49-42	3/5.0	42,295	1,724,182	2:40
92	7/23	H/N	W	Sox 3, Tor 2	Thigpen (R)	Candioti (C)	50-42	3/4.0	34,779	1,758,961	2:58
93	7/24	H/N	L	Tor 2, Sox 1	Wells	McDowell (C)	50-43	T2/4.0	39,599	1,798,560	3:04
94	7/25	H/D	W	Sox 7, Tor 1	Hough (C)	Stottlemire	51-43	2/4.0	42,796	1,841,356	2:30
7/26 R/N Postponed due to rain											
95	7/27	R/D	W	Sox 10, Bos 8 (14)	Perez (R)	Kiecker (R)	52-43	2/4.0			4:50
96	7/27	R/N	W	Sox 7, Bos 4	Garcia	Gardiner	53-43	2/4.0			3:38
97	7/28	R/N	W	Sox 5, Bos 2	Fernandez	Harris	54-43	2/3.0			3:00
98	7/29	R/N	W	Sox 12, Tor 4	McDowell (C)	Wells	55-43	2/3.0			2:37
99	7/30	R/N	W	Sox 8, Tor 7	Radinsky (R)	MacDonald (R)	56-43	2/3.0			3:05
100	7/31	H/N	W	Sox 10, Tex 8	Pall (R)	Gossage (R)	57-43	2/3.0	35,185	1,876,541	3:31

#### JULY RECORD: 19-8

101	8/1	H/N	W	Sox 13, Tex 2	Garcia	Witt	58-43	2/2.0	35,488	1,913,029	3:28
102	8/2	H/N	L	Bal 3, Sox 0	McDonald	Fernandez	58-44	2/2.0	40,437	1,953,466	3:34
103	8/3	H/N	L	Bal 6, Sox 3	Milacki	McDowell	58-45	2/3.0	41,169	1,994,635	3:14
104	8/4	H/D	W	Sox 1, Bal 0	Hough (C)	Mussina	59-45	2/3.0	41,059	2,035,694	2:28
105	8/6	H/N	W	Sox 14, NY 5	Pall (R)	Leary (R)	60-45	2/3.5	37,355	2,073,049	3:30
106	8/7	H/N	W	Sox 10, NY 2	McDowell (C)	Eiland	61-45	2/2.5	41,870	2,114,919	2:32
107	8/8	H/D	W	Sox 4, NY 1	Fernandez	Johnson	62-45	2/2.0	36,032	2,150,951	2:31
108	8/9	R/N	W	Sox 7, Bal 4	Drahman (R)	Mussina	63-45	2/2.0			3:23
109	8/10	R/N	W	Sox 6, Bal 4	Garcia	Flanagan (R)	64-45	2/1.0			2:57
110	8/11	R/D	W	Sox 7, Bal 0	Alvarez (C)	Johnson	65-45	2/1.0			2:45
111	8/12	R/N	L	Bal 5, Sox 4 (11)	Olson (R)	Pall (R)	65-46	2/2.0			3:40
112	8/13	R/N	L	Det 11, Sox 9	Tanana	Fernandez	65-47	2/2.5			3:21
113	8/13	R/N	L	Det 4, Sox 3	Gullickson	Hibbard	65-48	2/2.5			3:06
114	8/14	R/N	W	Sox 9, Det 8	Radinsky (R)	Gibson (R)	66-48	2/1.5			4:10
115	8/15	R/N	L	Det 6, Sox 4	Leiter	Carter	66-49	2/1.5			3:12
116	8/16	R/N	L	NY 6, Sox 5	Monteleone (R)	Radinsky (R)	66-50	2/2.5			3:17
117	8/17	R/N	L	NY 4, Sox 2	Taylor	McDowell (C)	66-51	2/3.5			2:54
118	8/18	R/D	W	Sox 11, NY 3	Hibbard (C)	Johnson	67-51	2/3.5			2:38
119	8/19	H/N	L	Det 3, Sox 2	Tanana	Fernandez	67-52	2/3.5	42,406	2,193,357	3:28
120	8/20	H/N	L	Det 5, Sox 0	Terrall (C)	Hough	67-53	2/4.5	34,404	2,227,761	2:33
121	8/21	H/N	L	Det 12, Sox 9	Leiter	Alvarez	67-54	2/5.5	41,754	2,269,515	3:43
122	8/23	R/N	L	Cle 4, Sox 3	Blair	Hibbard	67-55	2/6.0			2:33
123	8/24	R/D	L	Cle 2, Sox 1	Nagy	McDowell (C)	67-56	2/7.0			2:29
124	8/25	R/N	L	Cle 3, Sox 0	Nichols (C)	Fernandez	67-57	2/7.0			2:36
125	8/26	R/N	L	KC 7, Sox 0	Saberhagen (C)	Hough	67-58	2/6.0			2:30
126	8/27	R/N	L	KC 3, Sox 2	M. Davis	Alvarez	67-59	2/8.0			2:42
127	8/28	R/N	L	KC 7, Sox 6	Montgomery (R)	Thigpen (R)	67-60	3/9.0			3:39
128	8/29	H/N	W	Sox 7, Cle 2	McDowell (C)	Blair	68-60	3/8.5	33,074	2,302,589	2:16
129	8/30	H/N	L	Cle 3, Sox 2	Nagy	Fernandez	68-61	4/8.5	33,434	2,336,023	2:54
130	8/31	H/N	W	Sox 10, Cle 5	Pall (R)	Otto	69-61	3/8.5	41,619	2,377,642	2:50

#### AUGUST RECORD: 12-18

131	9/1	H/D	W	Sox 6, Cle 1	Alvarez (C)	Swindell	70-61	3/8.5	40,179	2,417,821	2:36
132	9/2	H/N	W	Sox 5, KC 1	Hernandez	Aquino	71-61	T2/8.5	37,187	2,455,008	2:45
133	9/3	H/N	L	KC 8, Sox 0	Appier	McDowell	71-62	T2/9.0	28,446	2,483,454	2:57
134	9/4	H/N	W	Sox 4, KC 1	Fernandez	Boddicker	72-62	2/8.0	33,773	2,517,227	2:37
135	9/5	H/D	W	Sox 11, KC 2	Hough	Gubicza	73-62	2/7.5	27,651	2,544,878	3:01
136	9/6	R/N	W	Sox 11, Tex 6	Pall (R)	Rogers (R)	74-62	2/7.5			4:02
137	9/7	R/N	W	Sox 11, Tex 6	Hibbard (R)	Witt	75-62	2/7.5			3:24
138	9/8	R/D	L	Tex 7, Sox 6	Russell (R)	Thigpen (R)	75-63	2/8.5			3:05
139	9/9	R/N	W	Sox 7, Oak 1	Fernandez (C)	Darling	76-63	2/8.5			2:44
140	9/10	R/N	W	Sox 3, Oak 1	Perez (R)	Honeycutt (R)	77-63	2/8.5			3:38
141	9/11	R/D	L	Oak 6, Sox 5 (10)	Eckersley (R)	Wapnick (R)	77-64	2/8.5			3:39
142	9/12	R/N	L	Cal 7, Sox 4	Eichhorn (R)	Perez (R)	77-65	2/8.5			2:56
143	9/13	R/N	W	Sox 1, Cal 0	McDowell (C)	J. Abbott (C)	78-65	2/8.5			2:45
144	9/14	R/D	L	Cal 3, Sox 2 (10)	Felters (R)	Radinsky (R)	78-66	2/8.5			3:22
145	9/15	R/D	W	Sox 9, Cal 2	Hough	K. Abbott	79-66	2/7.5			2:51
146	9/17	H/N	W	Sox 1, Oak 0	Hibbard	Darling	80-66	2/7.0	35,677	2,580,555	2:34
147	9/18	H/N	W	Sox 5, Oak 0	McDowell (C)	Stewart	81-66	2/6.0	32,993	2,613,553	2:53
148	9/20	H/N	W	Sox 3, Cal 2 (11)	Perez (R)	Eichhorn (R)	82-66	2/6.0	32,273	2,645,826	3:46
149	9/21	H/N	L	Cal 4, Sox 3	K. Abbott	Drahman (R)	82-67	2/7.0	41,639	2,687,465	3:10
150	9/22	H/D	L	Cal 4, Sox 2	Grahe	Hibbard	82-68	2/8.0	38,947	2,727,412	2:58
151	9/24	R/N	L	Min 9, Sox 2	Erickson	McDowell	82-69	2/9.0			2:31
152	9/25	R/N	W	Sox 6, Min 1	Fernandez	Anderson	83-69	2/8.0			3:15
153	9/27	H/N	L	Sea 10, Sox 8 (11)	Swan (R)	Perez (R)	83-70	2/8.0	33,023	2,759,435	4:02
154	9/28	H/N	W	Sox 5, Sea 2	Hibbard	DeLucia	84-70	2/8.0	40,680	2,800,115	2:38
155	9/29	H/D	L	Sea 2, Sox 1	Johnson	Hough	84-71	2/8.0	33,096	2,833,211	2:46
156	9/30	H/N	L	Min 8, Sox 3	Edens	Fernandez	84-72	2/9.0	37,740	2,870,951	2:36

#### SEPTEMBER RECORD: 15-11

157	10/1	H/N	L	Min 3, Sox 2	Guthrie (R)	Perez (R)	84-73	2/10.0	32,161	2,903,132	2:44
	10/2	H/N		Postponed due to rain							
158	10/3	H/D	W	Sox 3, Min 2 (10)	Radinsky (R)	Aguilera (R)	85-73	2/9.0			3:06
159	10/3	H/D	W	Sox 13, Min 12 (12)	Drahman (R)	Leach (R)	86-73	2/8.0	31,022	2,934,154	4:42
160	10/4	R/N	L	Sea 6, Sox 4	C. Jones (R)	Hough	86-74	2/8.0			3:12
161	10/5	R/N	L	Sea 10, Sox 0	Krueger	Garcia	86-75	2/9.0			2:55
162	10/6	R/D	W	Sox 3, Sea 2	Alvarez	Hanson	87-75	2/8.0			2:42

#### OCTOBER RECORD: 3-3

\*Denotes major league record for longest nine-inning night game.

# HITTING

## Batting Category Leaders

Average	Frank Thomas	.318
Hits	Frank Thomas	178
Runs Batted In	Frank Thomas	109
Runs Scored	Frank Thomas	104
Doubles	Frank Thomas	31
Triples	Lance Johnson	13
Home Runs	Frank Thomas	32
Multiple-Hit Games	Frank Thomas	54
Extra-Base Hits	Frank Thomas	65
Total Bases	Frank Thomas	309
Slugging Percentage	Frank Thomas	.553
On-Base Percentage	Frank Thomas	.453
Games Played	Lance Johnson	160
Walks	Frank Thomas	138
Strikeouts	Frank Thomas	112
Hit By Pitches	Carlton Fisk	7
Sacrifice Bunts	Ozzie Guillen	13
Sacrifice Flies	Ozzie Guillen, Robin Ventura	7
Stolen Bases	Tim Laines	51
Caught Stealing	Tim Laines, Ozzie Guillen	15

## Final Batting Statistics

BATTER	AVG.	G	AB	R	H	2B	3B	HR	RBI	SH	SF	HP	BB	SO	SB	CS	DP	E
Beltre, E.	.167	8	6	0	1	0	0	0	0	0	0	0	1	1	1	0	0	0
Cora, J.	.241	100	226	37	55	2	3	0	18	8	3	5	20	21	11	6	1	10
Fisk, C.	.241	134	460	42	111	25	0	18	74	0	2	7	32	86	1	2	19	6
Fletcher, S.	.206	90	248	14	51	10	1	1	28	6	3	3	17	26	0	2	3	3
Grebeck, C.	.281	107	224	37	63	16	3	6	31	4	1	1	36	40	1	3	3	10
Guillen, O.	.273	154	524	52	143	20	3	3	49	13	7	0	11	36	21	15	7	21
Hult, M.	.268	51	97	14	26	4	1	1	15	3	1	2	12	18	3	2	5	1
Jackson, B.	.225	23	71	8	16	4	0	3	14	0	1	0	12	25	0	1	3	0
Johnson, L.	.274	160	588	72	161	14	13	0	49	6	3	1	26	58	26	11	14	2
Karkovics, R.	.246	75	167	25	41	13	0	5	22	9	1	1	15	42	0	0	2	4
Kittle, R.	.191	17	47	7	9	0	0	2	7	0	1	2	5	9	0	0	2	2
McCray, R.	.286	17	7	2	2	0	0	0	0	0	0	0	2	1	1	0	0	0
Merullo, M.	.229	80	140	8	32	1	0	5	21	1	4	0	9	18	0	0	1	2
Newson, W.	.295	71	132	20	39	5	0	4	25	0	0	0	28	34	2	2	4	2
Pasqua, D.	.259	134	417	71	108	22	5	16	66	1	1	3	62	86	0	2	9	6
Raines, T.	.268	155	609	102	163	20	6	5	50	9	3	5	83	68	51	15	7	3
Snyder, C.	.188	50	117	10	22	4	0	3	11	3	0	0	6	41	0	0	5	2
Sosa, S.	.203	116	316	39	64	10	1	10	33	5	1	2	14	96	13	6	5	6
Thomas, F.	.318	158	559	104	178	31	2	32	109	0	2	1	138	112	1	2	20	2
Ventura, R.	.284	157	606	92	172	25	1	23	100	8	7	4	80	67	2	4	22	16
Wakamatsu, D.	.226	18	31	2	7	0	0	0	0	0	0	0	1	6	0	0	0	0
PITCHERS	.000	162	0	0	0	0	0	0	0	0	0	0	0	0	0	0	0	16
TOTALS	.262	162	5594	758	1464	226	39	139	722	76	41	37	610	696	134	74	132	116

## Final Designated Hitter Statistics

BATTER	AVG.	G	AB	R	H	2B	3B	HR	RBI	SH	SF	HP	BB	SO	SB	CS	DP
Cora, J.	.000	2	0	0	0	0	0	0	0	0	0	0	0	0	1	1	0
Fisk, C.	.182	13	44	2	8	2	0	1	7	0	2	0	4	7	0	0	5
Hult, M.	.000	2	1	1	0	0	0	0	0	0	0	0	0	0	0	0	0
Jackson, B.	.217	21	69	7	15	4	0	2	12	0	1	0	12	25	0	1	3
McCray, R.	.000	6	0	1	0	0	0	0	0	0	0	0	0	0	1	0	0
Merullo, M.	.143	6	14	2	2	0	0	1	3	0	2	0	2	2	0	0	0
Newson, W.	.1000	3	3	2	3	1	0	0	3	0	0	0	1	0	0	0	0
Pasqua, D.	.200	8	20	2	4	1	0	0	3	0	0	0	3	5	0	0	0
Raines, T.	.338	19	80	13	27	3	2	2	7	1	0	0	11	8	8	2	1
Snyder, C.	.250	3	4	1	1	1	0	0	0	0	0	0	1	2	0	0	0
Sosa, S.	.000	2	3	0	0	0	0	0	0	0	0	0	1	2	0	0	0
Thomas, F.	.325	101	363	71	118	21	1	22	68	0	1	1	94	79	1	1	13
TOTALS	.296	162	601	102	178	33	3	28	103	1	6	1	129	130	11	5	22

## Final Home Batting Statistics

BATTER	AVG.	G	AB	R	H	2B	3B	HR	RBI	SH	SF	HP	BB	SO	SB	CS	DP	E
Beltre, E.	.000	5	2	0	0	0	0	0	0	0	0	0	0	1	0	0	0	0
Cora, J.	.319	49	113	19	36	2	2	0	10	4	0	4	10	6	10	6	0	4
Fisk, C.	.236	71	233	21	55	13	0	9	39	0	1	2	18	41	0	1	9	3
Fletcher, S.	.200	46	115	6	23	4	1	0	14	3	1	2	12	10	0	1	1	2
Grebeck, C.	.294	55	109	17	32	8	0	3	12	3	1	0	19	19	1	0	0	4
Guillen, O.	.287	78	247	25	71	10	3	1	29	6	7	0	4	21	10	2	4	11
Huff, M.	.318	23	44	7	14	2	1	0	7	2	0	2	4	8	2	2	3	0
Jackson, B.	.200	13	40	5	8	2	0	3	10	0	1	0	4	13	0	0	3	0
Johnson, L.	.266	80	286	33	76	5	6	0	22	2	2	0	14	26	12	5	8	2
Karkovice, R.	.235	40	81	11	19	5	0	0	7	4	0	1	6	22	0	0	1	3
Kittle, R.	.200	11	30	3	6	0	0	0	2	0	0	1	2	6	0	0	1	2
McCray, R.	.500	6	2	0	1	0	0	0	0	0	0	0	0	0	1	0	0	0
Merullo, M.	.225	44	80	4	18	1	0	1	11	1	2	0	4	11	0	0	0	0
Newson, W.	.279	35	68	8	19	1	0	1	13	0	0	0	9	16	1	1	1	1
Pasqua, D.	.291	66	196	39	57	11	3	10	29	1	1	1	36	34	0	0	3	3
Raines, T.	.254	77	284	44	72	7	2	1	21	4	3	4	39	30	21	7	4	1
Snyder, C.	.196	24	56	2	11	3	0	2	6	0	0	0	3	19	0	0	2	2
Sosa, S.	.186	61	145	15	27	5	1	3	10	2	1	0	7	44	5	3	5	4
Thomas, F.	.371	81	267	65	99	16	1	24	61	0	1	0	76	60	1	1	8	2
Ventura, R.	.289	81	304	52	88	13	0	16	58	4	4	3	37	37	1	4	12	8
Wakamatsu, D.	.273	9	11	2	3	0	0	0	0	0	0	0	1	2	0	0	0	0
PITCHERS	.000	81	0	0	0	0	0	0	0	0	0	0	0	0	0	0	0	10
TOTALS	.271	81	2713	378	735	108	20	74	361	36	25	20	305	426	65	33	65	62

## Final Road Batting Statistics

BATTER	AVG.	G	AB	R	H	2B	3B	HR	RBI	SH	SF	HP	BB	SO	SB	CS	DP	E
Beltre, E.	.250	3	4	0	1	0	0	0	0	0	0	0	1	0	1	0	0	0
Cora, J.	.165	51	115	18	19	0	1	0	8	4	3	1	10	15	1	0	1	6
Fisk, C.	.247	63	227	21	56	12	0	9	35	0	1	5	14	45	1	1	10	3
Fletcher, S.	.211	44	133	8	28	6	0	1	14	3	2	1	5	16	0	1	2	1
Grebeck, C.	.270	52	115	20	31	8	3	3	19	1	0	1	19	21	0	3	3	6
Guillen, O.	.260	76	277	27	72	10	0	2	20	7	0	0	7	17	11	13	3	10
Huff, M.	.226	28	53	7	12	2	0	1	8	1	1	0	8	10	1	0	2	1
Jackson, B.	.258	10	31	3	8	2	0	0	4	0	0	0	8	12	0	1	0	0
Johnson, L.	.281	79	302	39	85	9	7	0	27	4	1	1	12	32	14	6	6	0
Karkovice, R.	.256	35	86	14	22	8	0	5	15	5	1	0	9	20	0	0	1	1
Kittle, R.	.176	6	17	4	3	0	0	2	5	0	1	1	3	3	0	0	1	0
McCray, R.	.200	11	5	2	1	0	0	0	0	0	0	0	0	2	0	1	0	0
Merullo, M.	.233	36	60	4	14	0	0	4	10	0	2	0	5	7	0	0	1	2
Newson, W.	.313	36	64	12	20	4	0	3	12	0	0	0	19	18	1	1	3	1
Pasqua, D.	.231	68	221	32	51	11	2	8	37	0	0	2	26	52	0	2	6	3
Raines, T.	.280	78	325	58	91	13	4	4	29	5	0	1	44	38	30	8	3	2
Snyder, C.	.180	26	61	8	11	1	0	1	5	3	0	0	3	22	0	0	3	0
Sosa, S.	.216	55	171	24	37	5	0	7	23	3	0	2	7	54	8	3	0	2
Thomas, F.	.271	77	292	39	79	15	1	8	48	0	1	1	62	52	0	1	12	0
Ventura, R.	.278	76	302	40	84	12	1	7	42	4	3	1	43	30	1	0	10	10
Wakamatsu, D.	.200	9	20	0	4	0	0	0	0	0	0	0	0	4	0	0	0	0
PITCHERS	.000	81	0	0	0	0	0	0	0	0	0	0	0	0	0	0	0	6
TOTALS	.253	81	2881	380	729	118	19	65	361	40	16	17	305	470	69	41	67	54

## Final Pinch-Hitting Statistics

BATTER	AVG.	G	AB	R	H	2B	3B	HR	RBI	SH	SF	HP	BB	SO	SB	CS	DP
Cora, J.	.143	9	7	1	1	0	0	0	0	0	0	0	2	1	0	0	0
Fisk, C.	.143	17	14	1	2	0	0	1	4	0	0	0	3	3	0	0	0
Fletcher, S.	.333	6	6	2	2	1	0	0	2	0	0	0	0	1	0	0	0
Grebeck, C.	.214	19	14	3	3	1	1	1	3	0	1	0	3	3	0	0	0
Guillen, O.	.167	7	6	0	1	0	0	0	0	0	0	0	1	1	1	0	0
Huff, M.	.000	6	4	1	0	0	0	0	0	0	0	0	2	0	0	0	0
Jackson, B.	.500	2	2	1	1	0	0	1	2	0	0	0	0	0	0	0	0
Johnson, L.	.500	5	4	1	2	0	1	0	0	0	0	0	1	1	0	0	0
Karkovice, R.	.000	4	4	0	0	0	0	0	0	0	0	0	0	0	0	0	1
Kittle, R.	.000	2	2	0	0	0	0	0	0	0	0	0	0	0	0	0	0
Merullo, M.	.171	47	41	2	7	0	0	2	8	0	3	0	1	10	0	0	0
Newson, W.	.364	28	22	3	8	2	0	0	5	0	0	0	6	6	1	0	1
Pasqua, D.	.231	16	13	2	3	1	0	0	2	0	0	0	3	6	0	0	0
Raines, T.	.000	5	5	0	0	0	0	0	1	0	0	0	0	0	0	0	0
Snyder, C.	.200	11	10	1	2	1	0	0	0	0	0	0	1	4	0	0	0
Sosa, S.	.286	10	7	1	2	0	0	1	1	0	0	1	1	1	1	0	0
Thomas, F.	1.000	1	1	0	1	0	0	0	1	0	0	0	0	0	0	0	0
Ventura, R.	.000	3	3	0	0	0	0	0	0	0	0	0	0	0	0	0	1
Wakamatsu, D.	1.000	1	1	0	1	0	0	0	0	0	0	0	0	0	0	0	0
TOTALS	.217		166	19	36	6	2	6	29	0	4	1	24	37	3	0	4

# PITCHING

## *Pitching Category Leaders*

Wins	Jack McDowell	17
Losses	Alex Fernandez	13
Earned Run Average	Jack McDowell	3.41
Games	Scott Radinsky, Bobby Thigpen	67
Starts	Jack McDowell	35
Complete Games	Jack McDowell	15
Shutouts	Jack McDowell	3
Saves	Bobby Thigpen	30
Innings	Jack McDowell	253.2
Hits	Jack McDowell	212
Runs	Greg Hibbard	107
Earned Runs	Jack McDowell, Alex Fernandez	96
Home Runs	Greg Hibbard	23
Walks	Charlie Hough	94
Strikeouts	Jack McDowell	191
Wild Pitches	Melido Perez	11
Hit Batsmen	Charlie Hough	11

## *Final Pitching Statistics*

PITCHER	ERA	W	L	G	GS	CS	SHO	SV	IP	AB	H	R	ER	HR	HB	BB	SO	WP	AVG
Alvarez, W.	3.51	3	2	10	9	2	1	0	56.1	204	47	26	22	9	0	29	32	2	.230
Carter, J.	5.25	0	1	5	2	0	0	0	12.0	44	8	7	1	0	5	2	0	0	.182
Drahtman, B.	3.23	3	2	28	0	0	0	0	30.2	109	21	12	11	4	0	13	18	0	.193
Drees, T.	12.27	0	0	4	0	0	0	0	7.1	29	10	10	10	4	0	6	2	2	.345
Edwards, W.	3.66	0	2	13	0	0	0	0	23.1	85	22	14	10	2	0	17	12	2	.259
Fernandez, A.	4.51	9	13	34	32	2	0	0	191.2	719	186	100	96	16	2	88	145	4	.259
Garcia, R.	5.40	4	4	16	15	0	0	0	78.1	294	79	50	47	13	2	31	40	0	.269
Hernandez, R.	7.80	1	0	9	3	0	0	0	15.0	62	18	15	13	1	0	7	6	1	.290
Hibbard, G.	4.31	11	11	32	29	5	0	0	194.0	737	196	107	93	23	2	57	71	1	.266
Hough, C.	4.02	9	10	31	29	4	1	0	199.1	729	167	98	89	21	11	94	107	5	.229
McDowell, J.	3.41	17	10	35	35	15	3	0	253.2	930	212	97	96	19	4	82	191	10	.228
Pall, D.	2.41	7	2	51	0	0	0	0	71.0	255	59	22	19	7	3	20	40	2	.231
Patterson, K.	2.33	3	0	43	0	0	0	1	83.2	224	48	22	20	5	1	35	32	2	.214
Perez, M.	3.12	8	7	49	8	0	0	1	135.2	495	111	49	47	15	1	52	128	11	.224
Radinsky, S.	2.02	5	5	67	0	0	0	8	71.1	257	53	18	16	4	1	23	49	0	.206
Thigpen, B.	3.49	7	5	67	0	0	0	30	69.2	257	63	32	27	10	4	38	47	2	.245
Wapnick, S.	1.80	0	1	6	0	0	0	0	5.0	18	2	1	1	0	0	4	1	0	.111
TOTALS	3.79	87	75	162	162	28	8	40	1478.0	5448	1302	681	622	154	31	601	923	44	.239

## *Final Home Pitching Statistics*

PITCHER	ERA	W	L	G	GS	CS	SHO	SV	IP	AB	H	R	ER	HR	HB	BB	SO	WP	AVG
Alvarez, W.	2.79	1	1	3	3	1	0	0	19.1	69	14	9	6	3	0	8	8	1	.203
Carter, J.	2.70	0	0	3	1	0	0	0	6.2	23	3	3	2	0	0	1	1	0	.130
Drahtman, B.	5.58	2	2	12	0	0	0	0	11.1	43	11	8	7	1	0	7	9	0	.256
Drees, T.	23.14	0	0	2	0	0	0	0	2.1	12	6	6	6	3	0	2	1	0	.500
Edwards, W.	2.77	0	0	7	0	0	0	0	13.0	43	8	6	4	1	0	6	4	2	.186
Fernandez, A.	4.48	5	7	17	15	1	0	0	96.1	349	80	51	48	7	1	36	70	1	.229
Garcia, R.	6.40	2	2	10	9	0	0	0	45.0	173	47	33	32	9	1	19	20	0	.272
Hernandez, R.	3.00	1	0	5	1	0	0	0	9.0	32	7	3	3	0	0	3	4	0	.219
Hibbard, G.	3.44	4	5	15	14	0	0	0	91.2	340	92	42	35	9	1	26	29	0	.271
Hough, C.	3.38	5	5	15	15	2	1	0	106.2	391	89	44	40	12	6	41	59	1	.228
McDowell, J.	3.89	10	6	20	20	6	2	0	138.2	524	134	60	60	12	0	48	101	6	.256
Pall, D.	2.19	5	0	26	0	0	0	0	37.0	132	29	9	9	3	0	11	23	1	.220
Patterson, K.	2.53	3	0	22	0	0	0	1	32.0	115	26	10	9	4	0	18	13	0	.226
Perez, M.	3.61	2	3	25	3	0	0	0	62.1	232	57	27	25	8	1	23	56	5	.246
Radinsky, S.	1.51	1	2	37	0	0	0	6	41.2	148	29	8	7	2	1	8	31	0	.196
Thigpen, B.	4.59	5	2	35	0	0	0	12	33.1	126	35	18	17	5	1	17	22	2	.273
Wapnick, S.	0.00	0	0	4	0	0	0	0	3.2	13	1	0	0	0	0	3	1	0	.077
TOTALS	3.70	46	35	81	81	10	4	19	750.0	2767	668	337	308	79	12	281	452	19	.241



## Final Road Pitching Statistics

PITCHER	ERA	W	L	G	GS	CS	SHO	SV	IP	AB	H	R	ER	HR	HB	BB	SO	WP	AVG
Alvarez, W.	3.89	2	1	7	6	1	1	0	37.0	135	33	17	16	6	0	21	24	1	.244
Carter, J.	8.44	0	1	2	1	0	0	0	5.1	21	5	5	5	1	0	4	1	0	.238
Drahman, D.	1.86	1	0	16	0	0	0	0	19.1	66	10	4	4	3	0	6	9	0	.152
Drees, T.	7.20	0	0	2	0	0	0	0	5.0	17	4	4	4	1	0	4	1	2	.235
Edwards, W.	5.23	0	2	6	0	0	0	0	10.1	42	14	6	6	1	0	9	6	0	.333
Fernandez, A.	4.53	4	6	17	17	1	0	0	95.1	370	106	49	48	9	1	52	75	3	.286
Garcia, R.	4.05	2	2	6	6	0	0	0	33.1	121	32	17	15	4	1	12	20	0	.264
Hernandez, R.	15.00	0	0	4	2	0	0	0	6.0	30	11	12	10	1	0	4	2	1	.387
Hibbard, G.	5.10	7	6	17	15	5	0	0	102.1	397	104	65	58	14	1	29	42	1	.262
Hough, C.	4.76	4	5	16	14	2	0	0	92.2	336	78	54	49	9	5	53	48	4	.231
McDowell, J.	2.82	7	4	15	15	4	1	0	115.0	406	78	37	36	7	4	34	90	4	.192
Pall, D.	2.85	2	2	25	0	0	0	0	34.0	123	30	13	10	4	3	9	17	1	.244
Patterson, K.	3.13	0	0	21	0	0	0	0	31.2	109	22	12	11	1	1	17	19	2	.202
Perez, M.	2.70	6	4	24	5	0	0	1	73.1	263	54	22	22	7	0	29	72	6	.205
Radinsky, S.	2.73	4	3	30	0	0	0	2	29.2	109	24	10	9	2	0	15	18	0	.220
Thigpen, B.	2.48	2	3	32	0	0	0	18	36.1	129	28	14	10	5	3	21	25	0	.217
Wapnick, S.	6.75	0	1	2	0	0	0	0	1.1	5	1	1	1	0	0	1	0	0	.200
<b>TOTALS</b>	<b>3.88</b>	<b>41</b>	<b>40</b>	<b>81</b>	<b>81</b>	<b>18</b>	<b>4</b>	<b>21</b>	<b>728.0</b>	<b>2681</b>	<b>634</b>	<b>344</b>	<b>314</b>	<b>75</b>	<b>19</b>	<b>320</b>	<b>471</b>	<b>25</b>	<b>.236</b>

## FIELDING

### Final AL Team Fielding

Team	PCT.	G	PO	A	E	TC	DP	TP	PB
Baltimore	.985	162	4373	1809	91	6273	172	0	8
Minnesota	.985	162	4348	1779	95	6222	161	0	12
California	.984	162	4325	1858	102	6285	156	0	23
Detroit	.983	162	4351	1796	104	6251	171	0	12
Seattle	.983	162	4393	1783	110	6286	187	2	24
<b>Chicago</b>	<b>.982</b>	<b>162</b>	<b>4434</b>	<b>1740</b>	<b>116</b>	<b>6290</b>	<b>151</b>	<b>0</b>	<b>20</b>
Oakland	.982	162	4333	1608	107	6048	150	0	8
Boston	.981	162	4319	1768	116	6203	165	0	11
Milwaukee	.981	162	4391	1770	118	6279	176	0	16
Kansas City	.980	162	4398	1694	125	6217	141	0	11
Toronto	.980	162	4388	1686	127	6201	115	0	21
Texas	.979	162	4437	1711	134	6282	138	0	15
New York	.979	162	4432	1752	133	6217	181	0	13
Cleveland	.976	162	4324	1710	149	6183	150	0	19
<b>TOTALS</b>	<b>.981</b>	<b>1134</b>	<b>61146</b>	<b>24464</b>	<b>1627</b>	<b>87237</b>	<b>2214</b>	<b>2</b>	<b>213</b>

### Sox Fielding By Position

Catchers	Year	PCT.	G	PO	A	E	TC	DP	PB
Fisk	1991	.993	106	535	55	4	594	*5	11
	Career	.987	2147	11042	1017	153	12212	145	123
Karkovice	1991	.988	69	309	28	4	341	6	2
	Career	.989	201	904	106	11	1021	16	8
Merullo	1991	.989	27	79	8	1	88	1	3
	Career	.980	54	179	18	4	201	1	6
Wakamatsu	1991	1.000	18	47	2	0	49	2	4
	Career	1.000	18	47	2	0	49	2	4

\* Denotes also took part in one career triple play

First Base	Year	PCT.	G	PO	A	E	TC	DP
Fisk	1991	.980	12	90	10	2	102	8
	Career	.968	27	158	22	6	186	20
Kittle	1991	.982	15	101	6	2	109	8
	Career	.984	67	459	22	8	489	47
Merullo	1991	.989	16	80	6	1	87	10
	Career	.989	16	80	6	1	87	10
Pasqua	1991	.991	83	511	43	5	559	45
	Career	.992	107	675	59	6	740	63
Snyder (Chicago)	1991	.991	18	107	6	1	114	10
Snyder (Total)	1991	.993	22	133	8	1	142	10
	Career	.993	22	133	8	1	142	10
Thomas	1991	.996	56	460	26	2	488	43
	Career	.993	107	888	52	7	947	96
Ventura	1991	1.000	31	91	4	0	95	8
	Career	1.000	32	91	4	0	95	8

Second Base	Year	PCT.	G	PO	A	E	TC	DP
Cora	1991	.970	80	103	184	9	296	33
	Career	.968	162	265	408	22	695	76
Fletcher	1991	.992	86	177	191	3	371	49
	Career	.989	391	731	988	19	1738	253
Grebeck	1991	.994	36	62	97	1	160	19
	Career	.994	42	68	109	1	178	21
Huff (Chicago)	1991	.000	2	0	0	0	0	0
Huff (Total)	1991	1.000	4	1	3	0	4	0
	Career	1.000	4	1	3	0	4	0
Raines	Career	.969	53	83	139	7	229	13
Sax	Career	.979	1531	3254	4392	167	7813	920

Third Base	Year	PCT.	G	PO	A	E	TC	DP
Fisk	Career	.889	7	1	7	1	9	0
Fletcher	1991	1.000	4	1	1	0	2	0
	Career	.942	82	39	91	8	138	10
Grebeck	1991	.933	49	22	48	5	75	6
	Career	.960	84	39	106	6	151	9
Sax	Career	.833	7	3	12	3	18	0
Ventura	1991	.959	151	135	287	18	440	29
	Career	.950	314	268	588	45	901	63

Shortstop	Year	PCT.	G	PO	A	E	TC	DP
Beltre	1991	1.000	8	1	5	0	6	1
	Career	1.000	8	1	5	0	6	1
Cora	1991	.923	5	4	8	1	13	3
	Career	.892	33	27	39	8	74	8
Grebeck	1991	.935	26	20	38	4	62	9
	Career	.943	42	33	66	6	105	14
Guillen	1991	.970	149	248	439	21	708	88
	Career	.975	1075	1792	3311	133	5236	687

Outfielders	Year	PCT.	G	PO	A	E	TC	DP
Fisk	Career	.957	41	84	5	4	93	0
Huff (Chicago)	1991	.986	48	71	1	1	73	0
Huff (Total)	1991	.988	96	167	4	2	173	1
	Career	.990	105	185	4	2	191	1
Johnson	1991	.995	157	425	11	2	438	3
	Career	.982	406	981	17	18	1016	6
Karkovice	1991	.000	1	0	0	0	0	0
	Career	.000	1	0	0	0	0	0
McCray	1991	1.000	8	10	0	0	10	0
	Career	1.000	21	18	0	0	18	0
Newson	1991	.962	50	48	3	2	53	0
	Career	.962	50	48	3	2	53	0
Pasqua	1991	.988	59	76	3	1	80	2
	Career	.989	472	906	25	10	941	8
Raines	1991	.990	133	273	12	3	288	3
	Career	.987	1451	2972	99	40	3111	16
Snyder (Chicago)	1991	.984	29	121	2	2	125	0
Snyder (Total)	1991	.985	43	62	2	1	65	0
	Career	.983	642	1324	67	24	1415	11
Sax	Career	1.000	1	1	0	0	1	0
Sosa	1991	.973	111	214	6	6	226	0
	Career	.951	315	623	12	23	668	1

Pitchers	Year	PCT.	G	PO	A	E	TC	DP
Alvarez	1991	1.000	10	1	7	0	8	1
	Career	1.000	11	1	7	0	8	1
Carter	1991	1.000	5	0	1	0	1	0
	Career	1.000	5	0	1	0	1	0
Drahman	1991	.857	28	1	5	1	7	0
	Career	.857	28	1	5	1	7	0
Drees	1991	1.000	4	2	0	0	2	0
	Career	1.000	4	2	0	0	2	0
Edwards	1991	1.000	13	1	2	0	3	0
	Career	.958	62	7	16	1	24	1
Fernandez	1991	.927	34	7	31	3	41	2
	Career	.914	47	10	43	5	58	2
Garcia	1991	.955	16	9	12	1	22	2
	Career	.955	16	9	12	1	22	2

Pitchers	Year	PCT.	G	PO	A	E	TC	DP
Hernandez	1991	1.000	9	0	2	0	2	0
	Career	1.000	9	0	2	0	2	0
Hibbard	1991	.949	32	8	29	2	39	2
	Career	.981	88	20	85	2	107	8
Hough	1991	.977	31	12	31	1	44	1
	Career	.971	776	217	497	21	735	10
McCaskill	1991	.977	30	17	25	1	43	4
	Career	.950	192	107	179	15	301	15
McDowell	1991	1.000	35	19	32	0	51	1
	Career	.953	98	49	74	6	129	5
Pall	1991	.923	51	4	8	1	13	0
	Career	.939	177	14	32	3	49	3
Patterson	1991	.700	43	1	6	3	10	1
	Career	.886	145	7	24	4	35	2
Perez	1991	.903	49	9	19	3	31	1
	Career	.938	150	30	76	7	113	5
Radinsky	1991	1.000	67	6	11	0	17	0
	Career	1.000	129	13	15	0	28	0
Thigpen	1991	.947	67	3	15	1	19	0
	Career	.959	344	35	59	4	98	4
Wapnick	1991	1.000	6	1	0	0	1	0
	Career	.500	10	1	0	1	2	0

## ATTENDANCE NOTES

	Dates	Attendance	Average
Home	80	2,934,154	36,677
Road	80	2,379,959	29,749
Total	160	5,314,113	33,213

### Home Runs by American League Ballparks

Player	Old Com.	New Com.	Cal.	K.C.	MS Min.	MD Min.	Oak.	Sea.	Tex.
Fisk*	92	9	15	11	7	7	21	19	10
Grebeck	1	3	1	0	0	0	0	0	1
Guillen	5	1	0	0	0	0	0	1	0
Huff	0	0	0	0	0	0	0	0	0
Jackson	1	3	4	48	0	4	4	11	11
Johnson	0	0	0	0	0	0	0	0	0
Karkovice	3	0	2	0	0	2	2	0	2
Merullo	1	1	0	0	0	0	1	1	0
Newson	0	1	0	0	0	0	0	0	0
Pasqua	22	10	5	5	0	8	4	7	1
Raines#	0	1	1	0	0	0	0	1	0
Sosa	11	3	2	0	0	2	1	1	3
Thomas	2	24	2	0	0	1	1	1	0
Ventura	1	16	1	1	0	0	0	1	0

Player	Bal.	Bos.	Cle	Det.	Mil.	N.Y.	Ex. Tor.	Sky Tor.	Tot.
Fisk	13	101	17	14	17	10	9	0	372
Grebeck	0	0	0	0	0	0	0	1	7
Guillen	1	0	0	2	0	0	0	0	10
Huff	0	0	2	1	0	0	0	0	3
Jackson	4	3	4	5	2	5	0	3	112
Johnson	0	0	0	0	0	1	0	0	1
Karkovice	0	0	2	4	1	3	0	2	23
Merullo	0	1	0	0	1	0	0	0	6
Newson	1	0	0	0	1	1	0	0	4
Pasqua	4	1	3	3	5	25	0	1	104
Raines#	0	0	0	1	1	0	0	0	101
Sosa	2	0	0	0	1	2	0	1	29
Thomas	1	1	1	0	1	1	0	3	39
Ventura	1	3	0	1	1	2	0	0	28

#Denotes 96 home runs in the National League (ATL-3, CHI-8, CIN-3, HOU-2, LA-2, MON-43, NY-8, PHI-3, PIT-12, STL-2, SD-5, SF-5)

\*Denotes one home run in Washington

# HISTORY

---



*Former White Sox owner Bill Veeck was inducted into the National Baseball Hall of Fame in 1991.*

# SIGNIFICANT DATES

- November 20, 1893* ..... At a meeting held in the Grand Hotel Indianapolis, the Western League is formally organized. Charles Comiskey places in nomination the name of Ban Johnson for President of the league. The Sioux City franchise is awarded to a local businessman named H. H. Drake. A year later Comiskey's contract with the Cincinnati Redlegs expires. At the behest of Ban Johnson, Charles Comiskey purchases the Sioux City team and moves it to St. Paul.
- October 11, 1899* ..... The American League is christened in Chicago, amid rumors that the St. Paul club will transfer to the south side.
- 
- March 21, 1900* ..... An agreement is signed which lands the St. Paul Saints in Chicago. Ban Johnson vows not to allow the franchise to become a "farm" for the National League.
- April 2, 1900* ..... Playing as the Chicago team for the first time, the infant White Stockings defeat the University of Illinois, 10-9, in Champaign. Roy Patterson is the victor.
- April 21, 1900* ..... The Chicago White Sox play their first game in a small wooden ballpark located at 39th and Princeton. The Sox lose to Milwaukee 5-4.
- April 22, 1900* ..... The next day they defeat the Brewers 5-3 behind Roger Denzer.
- September 12, 1900* .... The White Sox clinch the 1900 pennant by defeating the Cleveland Blues 12-4 in Chicago.
- January 28, 1901* ..... Meeting in closed door sessions in Chicago, the American League drafts a 140-game schedule and declares itself to be a second Major League. The National Agreement expired October 1, which provided Johnson with the only legal loophole he needed.
- April 24, 1901* ..... The first "official" American League game is played in Chicago with Roy Patterson defeating Cleveland 8-2.
- September 21, 1901* .... Even though they lose in Philadelphia, the White Sox capture their second consecutive American League pennant. For the season they draw 354,350 fans to the tiny South Side grounds, nearly 150,000 more than their crosstown rivals. Chicago plays a team of AL All-Stars led by Nap Lajoie in the post-season "All-American Series." The Sox split the games.
- September 20, 1902* .... Nixey Callahan fires the first Sox no-hitter against the Detroit Tigers. Callahan enjoyed the distinction of hurling the first one-hitter by a Sox pitcher a year earlier.
- June 9, 1903* ..... The White Sox are incorporated under Illinois law with \$5,000 capital.
- May 12, 1904* ..... Ed Walsh makes his major league debut in Philadelphia, in relief of Doc White.
- June 5, 1904* ..... Fielder Jones replaces Nixey Callahan as manager.
- October 2, 1904* ..... Doc White's streak of 45 consecutive scoreless innings is snapped by the New York Highlanders in Chicago.
- August 23, 1906* ..... The White Sox win their 19th successive game, downing the Washington Senators 4-1, behind pitcher Roy Patterson.

- October 14, 1906*..... The Sox claim the only all-Chicago World Series, defeating the Cubs 8-3 in the finale to win four of the six meetings.
- October 5, 1908*..... Ed Walsh wins his 40th game of the season, downing Detroit 6-1. His win total remains a Chicago single-season record.
- January 19, 1909*..... Charles Comiskey purchases a tract of land near the corner of 35th and Shields from Roxanna Bowen, a descendant of former Chicago Mayor John Wentworth. Later that year, architect Zachary Taylor Davis is commissioned to design a spacious ballpark for the White Sox on the site.
- October 6, 1909*..... Davis submits his proposed ballpark design to Comiskey for approval.
- 
- March 17, 1910* ..... The cornerstone of Comiskey Park is laid on St. Patrick's Day.
- June 27, 1910*..... The Sox play for the last time at the 39th St. Grounds, losing to Cleveland 7-2.
- July 1, 1910* ..... Comiskey Park opens to a packed house but the Sox lose to St. Louis 2-0.
- August 11, 1912* ..... Hall-of-Fame catcher Ray Schalk makes his debut, collecting one single in three at-bats against Philadelphia.
- November 13, 1913*..... The White Sox and New York Giants begin a celebrated world-wide tour which is highlighted by a special exhibition game before King George of England.
- June 1, 1914*..... Red Faber begins his 20-year career with the White Sox by losing 2-1 in a 13-inning decision to the Tigers.
- August 20, 1915* ..... The contract of "Shoeless" Joe Jackson is purchased from Cleveland for \$31,500.
- September 21, 1917*.... The Sox win the pennant when Red Faber defeats the Red Sox 2-1 in Boston.
- September 29, 1917*.... The White Sox defeat the New York Yankees to win their 100th game of the season, a feat unmatched in club history.
- October 15, 1917*..... Chicago wins its second (and last) World Series title by defeating the New York Giants 4-2.
- 
- September 29, 1920*.... Eight White Sox players are suspended by Charles Comiskey for their part in the 1919 World Series fix.
- August 2, 1921* ..... After only two hours of deliberations, the jury in the Black Sox trial returns a verdict of not-guilty, but later the players were banned for life anyway by Judge Kenesaw Mountain Landis.
- April 30, 1922* ..... Rookie pitcher Charlie Robertson hurls a perfect game at Detroit.
- July 2, 1923* ..... Future Hall of Fame pitcher Ted Lyons, fresh off the campus of Baylor University, makes his White Sox pitching debut in relief.
- October 10, 1924*..... Charles Comiskey and John McGraw kick off a second European barnstorming tour, taking their clubs to London, Dublin, Glasgow, Berlin, Paris and Rome.
- April 20, 1927* ..... The newly-expanded Comiskey Park reopens but the Sox lose to Cleveland 5-4. The new outfield upper deck accommodates 23,200 additional fans.
- August 20, 1929* ..... Red Faber Day is celebrated at Comiskey Park.
- 
- September 10, 1930*.... Rookie shortstop Luke Appling, destined for the Hall of Fame, makes his major league debut, collecting one single in four at-bats against Boston.

- October 26, 1931* ..... Charles Comiskey dies at his summer resort at Eagle River, Wisconsin, leaving an estate valued at \$1,529,707 to his son J. Louis.
- September 28, 1932* ..... J. Louis Comiskey attempts to rebuild the White Sox by purchasing Jimmy Dykes, Al Simmons, and Mule Haas from the A's for \$150,000.
- July 6, 1933* ..... The first All-Star Game is played in Comiskey Park. The American League prevails behind Lefty Gomez.
- May 15, 1934* ..... Jimmy Dykes replaces Lew Fonseca as Sox manager.
- September 3, 1936* ..... Luke Appling's club-record 27-game hitting streak is ended by Boston's Wes Farrell.
- July 18, 1939* ..... J. Louis Comiskey dies at the age of 56 at the family's Eagle River Resort.
- August 14, 1939* ..... The first night game is played in Chicago at Comiskey Park before a crowd of 30,000. The Sox prevail over the Browns by a 5-2 score.
- 
- February 29, 1940* ..... A federal judge awards Grace Comiskey, J. Lou's widow, her dower rights and denies the First National Bank of Chicago a petition to seek outside bids to sell the White Sox.
- September 15, 1940* ..... Ted Lyons Day is celebrated in Comiskey Park.
- March 4, 1941* ..... Grace Comiskey is elected team president and her daughter, Dorothy Rigney, is appointed secretary.
- August 13, 1943* ..... Luke Appling collects his 2,000th hit against the Red Sox.
- April 28, 1946* ..... Ted Lyons wins the 260th (and final) game of his Major League career. It is a 4-3 decision over the Browns.
- May 24, 1946* ..... After a club-record 12 years at the helm, Jimmy Dykes resigns as manager. Ted Lyons is appointed to replace him.
- June 8, 1947* ..... Luke Appling Day is celebrated in Comiskey Park.
- July 5, 1947* ..... The American League color barrier is broken in Comiskey Park when young Larry Doby is sent to pinch-hit for the Cleveland Indians.
- July 18, 1948* ..... Pat Seerey slugs four home runs in one game at Philadelphia.
- October 4, 1948* ..... Chuck Comiskey is appointed Vice President of the White Sox to commence the long-awaited rebuilding process.
- October 8, 1948* ..... Frank Lane is recruited from the Big Ten to replace Les O'Connor as General Manager.
- 
- July 11, 1950* ..... The All-Star Game returns to Comiskey Park and the National League wins a 4-3, 11-inning decision. Ewell Blackwell is the winning pitcher.
- October 1, 1950* ..... Luke Appling collects his final hit in an illustrious career that spans 20 seasons and 2,422 games, all in a White Sox uniform.
- May 1, 1951* ..... Minnie Minoso makes his White Sox debut, thereby becoming the first black player to play for the team. In his first plate appearance, Minoso hit a home run against Vic Raschi of the Yankees. In that same game, another rookie of note—Mickey Mantle—also collected his first big league homer.
- 1951 Season* ..... The "Go-Go" era of White Sox baseball dawns as the club draws over one million customers for the first time. In May, the team wins 14 consecutive games.
- September 10, 1954* ..... Manager Paul Richards, one of the architects of the "Go-Go" era, resigns to accept a position with the Orioles.



<i>April 23, 1955</i> .....	The Sox establish numerous club offensive records defeating the A's 29-6 at Kansas City on a rainy, cool day.
<i>December 16, 1955</i> .....	Following the announcement of General Manager Frank Lane's resignation, Chuck Comiskey, grandson of the "Old Roman," and John Dungan Rigney are elevated to co-general managers.
<i>October 29, 1956</i> .....	Al Lopez replaces Marty Marion as manager.
<i>December 10, 1956</i> .....	The "grand lady of baseball," Grace Comiskey, dies. Controlling interest in the White Sox is retained by her daughter, Dorothy.
<i>December 20, 1958</i> .....	Bill Veeck and his partners gain majority control of the White Sox after a lengthy court battle with the Comiskey heirs.
<i>April 22, 1959</i> .....	In one of the strangest games in Sox annals, the club scores 11 runs on one hit in the seventh inning against the hapless A's.
<i>August 21, 1959</i> .....	Nellie Fox Day is celebrated at Comiskey Park.
<i>September 22, 1959</i> .....	The Sox end a 40-year pennant drought by clinching the American League title at Cleveland. The flag is won on the strength of pitching, defense, and speed, all hallmarks of the "Go-Go" era.
<hr/>	
<i>June 10, 1961</i> .....	Due to failing health and other considerations, Bill Veeck sells his White Sox holdings to his former business associate, Arthur Allyn, Jr. A year later, Chuck Comiskey sells his minority interest in the team to Allyn.
<i>July 22, 1962</i> .....	Floyd Robinson collects six singles in six at-bats against Boston.
<i>November 11, 1965</i> .....	Al Lopez ends his long successful run as Sox manager with the announcement of his resignation.
<i>1968-69</i> .....	To bolster sagging attendance, the White Sox play "home" games at County Stadium in Milwaukee against each A.L. opponent.
<i>1969 Season</i> .....	Astro turf is installed in the Comiskey Park infield. In 1976 it is replaced with natural grass.
<i>September 24, 1969</i> .....	Arthur Allyn, Jr. sells the White Sox to his brother, John, thereby putting to rest speculation that the Sox will depart for Milwaukee.
<hr/>	
<i>July 19, 1970</i> .....	Luis Aparicio Day is celebrated in Comiskey Park.
<i>September 2, 1970</i> .....	Following their worst season in history, General Manager Stu Holcomb hires Roland Hemond to rebuild the franchise.
<i>September 30, 1971</i> .....	Bill Melton becomes the first Sox player to win the AL home run title when he connects against Milwaukee's Bill Parsons on the last day of the season, Melton's 33rd round-tripper of the campaign.
<i>September 24, 1972</i> .....	Dick Allen blasts his 37th home run, a club record that is equalled by Carlton Fisk in 1985.
<i>May 20, 1973</i> .....	A Sunday doubleheader against the Twins attracts 55,555, a Comiskey Park attendance record.
<i>December 10, 1975</i> .....	The American League owners reverse their former position and accept Bill Veeck's bid to purchase the White Sox from John Allyn.
<i>July 3, 1976</i> .....	The Sox play Texas and lose 3-0 in the first morning game in Comiskey Park history. The first pitch was delivered at 10:30 a.m.
<i>1977 Season</i> .....	The White Sox set an attendance record, as the club tallies a record 192 home runs. The '77 Sox eventually are affectionately dubbed the "South Side Hitmen."

<i>July 12, 1979</i> .....	Bill Veeck's celebrated "Disco Demolition Night" results in a forfeit to the Detroit Tigers.
<i>August 2, 1979</i> .....	Tony La Russa replaces Don Kessinger as manager.
<i>August 22, 1980</i> .....	Bill Veeck agrees to sell the White Sox to Edward DeBartolo of Youngstown, Ohio but the league denies the sale because of DeBartolo's racing holdings.
<i>January 29, 1981</i> .....	Jerry Reinsdorf, in concert with friend, business associate and law school classmate Eddie Einhorn, heads a group that purchases the club from Bill Veeck.
<i>July 6, 1983</i> .....	Comiskey Park plays host to the golden anniversary All-Star Game 50 years to the day the initial mid-summer classic also was held at Comiskey Park. The American League prevails 13-3. Fred Lynn's grand slam is the highlight of the day.
<i>September 17, 1983</i> ....	The Sox clinch the AL West Division title at Comiskey Park against Seattle, winning the division by a whopping 20 games, a major league record.
<i>May 10, 1984</i> .....	The Sox win the longest game in American League history 5-4 against Milwaukee at Comiskey Park. Harold Baines ends the two-day, 25-inning marathon with a home run.
<i>September 26, 1984</i> ....	Despite a losing season, the Sox close out the year with an attendance of 2,136,988, becoming the first Chicago team to surpass the two million mark in consecutive years.
<i>July 1, 1985</i> .....	The 75th anniversary of Comiskey Park, the nation's oldest ball park, is celebrated.
<i>August 4, 1985</i> .....	Tom Seaver wins his 300th game in dramatic fashion before a packed house in Yankee Stadium.
<i>June 20, 1986</i> .....	Tony LaRussa is fired as Sox manager.
<i>October 29, 1986</i> .....	Larry Himes replaces Ken Harrelson as General Manager.
<i>December 5, 1986</i> .....	The Illinois General Assembly passes funding legislation to build a new home for the White Sox across the street from Comiskey Park.
<i>July 22, 1987</i> .....	Harold Baines belts a home run off of Baltimore's Mike Boddicker, which shatters Bill Melton's career team record of 154.
<i>October, 1987</i> .....	The Illinois State Senate confirms four gubernatorial appointees to the Illinois Sports Facility Authority. The vote, in concert with the three previous mayoral appointments, finalizes formation of the body charged with the development of the new White Sox stadium.
<i>June 30, 1988</i> .....	At the stroke of midnight, the Illinois General Assembly approves an amended stadium bill ensuring that the club will remain in Chicago. The new stadium is scheduled for a 1991 opening.
<i>November 3, 1988</i> .....	Jeff Torborg named manger of the White Sox.
<i>May 7, 1989</i> .....	Mayor Richard M. Daley and Governor James Thompson are among the celebrities who participate in groundbreaking ceremonies for the New Comiskey Park.
<i>July 17, 1989</i> .....	Catcher Carlton Fisk notches his 2,000th career hit against New York at Comiskey Park.
<i>August 20, 1989</i> .....	Following his trade to Texas, the team retires Harold Baines' uniform #3. Baines joins Frank Robinson and Phil Niekro as the only still-active players to have their uniform numbers retired.

<i>April 9, 1990</i> .....	The final opening day takes place at old Comiskey Park with the White Sox edging the Brewers, 2-1.
<i>July 1, 1990</i> .....	Comiskey Park celebrates its 80th birthday and New York pitcher Andy Hawkins hurls a no-hitter—only to lose to the White Sox, 4-0.
<i>July 11, 1990</i> .....	The White Sox celebrate "Turn Back the Clock Day" at Comiskey Park in honor of the 1917 World Series Champion White Sox. Players, coaches and park personnel dress in period costumes and ticket prices are reduced.
<i>August 17, 1990</i> .....	Carlton Fisk sets the major-league record for home runs by a catcher, cracking No. 328 off Charlie Hough at Texas. Fisk surpasses Johnny Bench's previous mark of 327 and also became the Sox all-time leader with No. 187.
<i>September 3, 1990</i> .....	Bobby Thigpen sets a major-league single-season record for saves with his 47th versus the Royals at Comiskey Park. Thigpen increases his record total to 57 by season's end.
<i>September 29, 1990</i> .....	The last night game at old Comiskey Park is played with the White Sox downing Seattle, 5-2.
<i>September 30, 1990</i> .....	The final game at Old Comiskey Park takes place and the White Sox edge Seattle, 2-1.
<i>November 5, 1990</i> .....	Ron Schueler is hired as general manager.
<i>April 18, 1991</i> .....	New Comiskey Park opens before a sell-out crowd of 42,191 as the Tigers cruise past the White Sox, 16-0.
<i>April 22, 1991</i> .....	Frank Thomas hits the first White Sox home run in new Comiskey Park as the Sox defeat Baltimore, 8-7, in the first night contest in the new ballpark.
<i>July 22, 1991</i> .....	Former White Sox owner Bill Veeck is inducted into the National Baseball Hall of Fame in Cooperstown, New York.
<i>August 11, 1991</i> .....	Left-hander Wilson Alvarez throws a no-hitter in his first start with the White Sox and second as a major leaguer. The Sox beat the Baltimore Orioles, 7-0, at Memorial Stadium.
<i>September 28, 1991</i> .....	Frank Thomas draws his White Sox-record 138th walk, breaking Lu Blue's 60-year-old club mark.
<i>1991 Season</i> .....	The White Sox break the franchise's all-time attendance record by attracting 2,934,154 fans to new Comiskey Park.
<i>October 11, 1991</i> .....	Jeff Torborg resigns as manager.
<i>November 26, 1991</i> .....	Gene Lamont is named White Sox manager.

### White Sox Shortstops

Ozzie Guillen holds the franchise record for assists by a short-stop with 570 in 1988. The Top 10 single-season fielding percentages by White Sox shortstops:

Player	Year	Percentage
Ron Hansen	1963	.983
Bucky Dent	1975	.981
<b>Ozzie Guillen</b>	<b>1985</b>	<b>.980</b>
Luis Aparicio	1960	.979
<b>Ozzie Guillen</b>	<b>1990</b>	<b>.977</b>
<b>Ozzie Guillen</b>	<b>1988</b>	<b>.977</b>
Luis Aparicio	1968	.977
Bucky Dent	1976	.976
Luis Aparicio	1969	.976
Luis Aparicio	1970	.976
Chico Carrasquel	1953	.976

# COMISKEY PARK FACTS

---

- ◆ Architects: Hellmuth, Obata and Kassabaum, Sports Facility Group, Kansas City, Mo.
- ◆ Construction: Gust K. Newberg, Chicago, Ill.
- ◆ Engineers: Flack & Kurtz, Chicago, Ill.
- ◆ Total Construction Cost: \$137 million
- ◆ Height: 135 feet from the roof peak to the playing field
- ◆ Seating Capacity: 44,177
- ◆ Fence Distances: left field 347; left center 383, center field 400, right center 383, right field 347.
- ◆ Outfield wall is 8 feet high
- ◆ Comiskey Park is the first new sports facility in Chicago since Chicago Stadium opened in 1929.
- ◆ Comiskey Park is the first new baseball-only stadium since Royals Stadium opened in 1972 (Camden Yard, home of the Baltimore Orioles, will open in 1992)
- ◆ Ground breaking occurred on May 7, 1989
- ◆ The park officially opened on April 18, 1991
- ◆ 53 companies were represented in work on the ballpark which included 400,000 man hours and an average of 200 men per day
- ◆ There were approximately 100,000 cubic yards of concrete used in the building process

## *About the Ballpark*

Comiskey Park contains:

- ◆ 1,300,000 square feet of pre-poured forms
- ◆ 52,000 tons of rebar steel
- ◆ 1,000 doors and frames
- ◆ 75 air-handling units
- ◆ 350 louvers creating the circulation of outside air
- ◆ 12 escalators
- ◆ 11 elevators
- ◆ two trash chutes handling 54 cubic yards of garbage per game day
- ◆ 38 public restrooms
- ◆ an exploding scoreboard that is loaded manually but is set off by computers
- ◆ a center field scoreboard, 140 feet wide and 30 feet high
- ◆ the Sony JumboTron screen is 37 feet wide and 26 feet tall
- ◆ stadium lights which have 624 fixtures holding 1,500-watt halogen bulbs
- ◆ three levels (main, club and upper deck)
- ◆ 3,400 bleacher seats
- ◆ 400 handicapped seats
- ◆ a main concourse 40 feet wide
- ◆ a press box featuring two levels
- ◆ a second level of the press box containing eight broadcast booths
- ◆ a service tunnel 24 feet high by an average 16 feet wide and 2/5 miles long
- ◆ a playing field made up of blue grass sod with eight different blends of grass
- ◆ the base of the field is made up of four inches of drainage tile, four inches of pea gravel and four inches of sand
- ◆ a field fertilized every two weeks
- ◆ an infield consisting of dirt transported from the original park
- ◆ an average of one soda sold per person per game
- ◆ 1.5 hot dogs sold per person per game

## Concourse Attractions

- ◆ Concession stands feature different ethnic food groups
- ◆ Kids' Corner is located in right center field (for kids 12 and under)
- ◆ The Gift Shop, Hall of Fame and cash station are located behind home plate
- ◆ A baseball card photo booth is located on the third base side
- ◆ Customer service/coat check is located behind home plate

## Ownership And Operations

Comiskey Park is owned by the Illinois Sports Authority and operated by the Chicago White Sox. The Illinois Sports Authority consists of seven board members:

Thomas Reynolds, Jr., Chairman  
Joan Hall  
Joe Silverberg  
Gerald Stillman

Andrew Athens  
Albert Johnson, Jr.  
Perry Snyderman

## Comiskey Park Firsts

**Game:** April 18, 1991, vs. Detroit Tigers

**Attendance:** 42,191, vs. Detroit Tigers (4/18/91)

**Pitcher:** Jack McDowell, White Sox, vs. Detroit Tigers (4/18/91)

**Batter:** Tony Phillips, Detroit Tigers (4/18/91)

**Plate Umpire:** Steve Palermo (4/18/91)

**Pitch:** Fastball, called a ball (4/18/91)

**Winning Pitcher:** Frank Tanana, Detroit Tigers (4/18/91)

**Losing Pitcher:** Jack McDowell, White Sox, vs. Detroit Tigers (4/18/91)

**Save:** Jerry Don Gleaton, Detroit Tigers (4/20/91)

**Hit:** Alan Trammell, Detroit Tigers (1st inning, 4/18/91)

**Run:** Travis Fryman, Detroit Tigers (3rd inning, 4/18/91)

**Single:** Alan Trammell, Detroit Tigers, off Jack McDowell, White Sox (1st inning, 4/18/91)

**Double:** John Shelby, Detroit Tigers, off Brian Drahman, White Sox (3rd inning, 4/18/91)

**Triple:** Tony Phillips, Detroit Tigers, off Ken Patterson, White Sox (4th inning, 4/18/91)

**Home Run:** Cecil Fielder, Detroit Tigers, off Jack McDowell, White Sox (3rd inning, 4/18/91)

**RBI:** Alan Trammell, Detroit Tigers (3rd inning, 4/18/91)

**Putout:** Cory Snyder, White Sox (1st inning, 4/18/91)

**Assist:** Robin Ventura, White Sox (4th inning, 4/18/91)

**Error:** Robin Ventura, White Sox (4th inning, 4/18/91)

**Stolen Base:** Lou Whitaker, Detroit Tigers (1st inning, 4/18/91)

**Double Steal:** Joey Cora and Tim Lincecum, White Sox (8th inning, 6/18/91)

**Caught Stealing:** Tony Phillips, Detroit Tigers (3rd inning, 4/20/91)

**Two-run Home Run:** Rob Deer, Detroit Tigers, off Jack McDowell, White Sox (3rd inning, 4/18/91)

**Three-run Home Run:** Cecil Fielder, Detroit Tigers, off Jack McDowell, White Sox (3rd inning, 4/18/91)

**Grand Slam:** Mike Gallego, Oakland Athletics, off Ramon Garcia, White Sox (2nd inning, 5/31/91)

**Sacrifice Bunt:** Joey Cora, White Sox, vs. Detroit Tigers (10th inning, 4/20/91)

**Sacrifice Fly:** Matt Merullo, White Sox, vs. New York Yankees (3rd inning, 4/27/91)

**Shutout:** Frank Tanana, Detroit Tigers (4/18/91)

**Walk:** Travis Fryman, Detroit Tigers, by Jack McDowell, White Sox (3rd inning, 4/18/91)

**Intentional Walk:** Dan Pasqua, White Sox, by Mike Henneman, Detroit Tigers (9th inning, 4/20/91)

**Strikeout:** Tim Lincecum, White Sox, vs. Detroit Tigers (1st inning, 4/18/91)

**Hit into Double Play:** Tim Lincecum, White Sox, vs. Detroit Tigers (8th inning, 4/18/91)

**Hit into Triple Play:** None

**Balk:** Bryan Harvey, California Angels (9th inning, 5/28/91)  
**Wild Pitch:** Melido Perez, White Sox, vs. Detroit Tigers (2nd inning, 4/20/91)  
**Hit By Pitch:** Carlton Fisk, White Sox, by Dave Johnson, Baltimore Orioles (2nd inning, 4/23/91)  
**Night Game:** White Sox vs. Baltimore (4/22/91)  
**Ejection:** Glenallen Hill, Toronto Blue Jays, (9th inning, 5/17/91)  
**Protested Game:** Buck Rogers, California Angels (8th inning, 9/21/91)  
**Extra-Inning Game:** White Sox vs. Detroit Tigers (4/20/91)  
**Rainout:** White Sox vs. Minnesota Twins (10/2/91)  
**Doubleheader:** White Sox vs. Minnesota Twins (10/3/91)  
**No-Hitter:** None  
**One-Hitter:** None

## POSTSEASON

### 1906 World Series

#### Game One, October 9 at West Side Park

White Sox	000 011 000	— 2 4 1	Winner: Altrock
Cubs	000 001 000	— 1 4 2	Loser: Brown

#### Game Two, October 10 at 39th Street Ground

Cubs	031 001 020	— 7 10 2	Winner: Reulbach
White Sox	000 010 000	— 1 1 2	Loser: White

#### Game Three, October 11 at West Side Park

White Sox	000 003 000	— 3 4 1	Winner: Walsh
Cubs	000 000 000	— 0 2 2	Loser: Pfister

#### Game Four, October 12 at 39th Street Grounds

Cubs	000 000 100	— 1 7 1	Winner: Brown
White Sox	000 000 000	— 0 2 2	Loser: Altrock

#### Game Five, October 13 at West Side Park

White Sox	102 401 000	— 8 12 6	Winner: Walsh
Cubs	300 102 000	— 6 6 0	Loser: Pfister

#### Game Six, October 14 at 39th Street Grounds

Cubs	100 010 001	— 3 7 0	Loser: Brown
White Sox	340 000 001	— 8 14 3	Winner: White

**Sox Series Highlights:** Jiggs Donahue's seventh-inning single in game two broke up Ed Reulbach's no-hitter, the only hit the Sox collected ... Walsh fanned 12 batters in game three ... George Rohe's three-run triple won the game ... Frank Isbell collected a record four doubles in game five ... Nick Altrock led all Series pitchers with a 1.00 ERA.

### 1917 World Series

#### Game One, October 6 at Comiskey Park

New York	000 010 000	— 1 7 1	Loser: Sallee
Chicago	001 100 00x	— 2 7 1	Winner: Cicotte

#### Game Two, October 7 at Comiskey Park

New York	020 000 000	— 2 8 1	Loser: Anderson
Chicago	020 500 00x	— 7 14 1	Winner: Faber

#### Game Three, October 10 at Polo Grounds

Chicago	000 000 000	— 0 5 3	Loser: Cicotte
New York	000 200 00x	— 2 8 2	Winner: Benton

#### Game Four, October 11 at Polo Grounds

Chicago	000 000 000	— 0 7 0	Loser: Faber
New York	000 110 12x	— 5 10 1	Winner: Schupp

#### Game Five, October 13 at Comiskey Park

New York	200 200 100	— 5 12 3	Loser: Sallee
Chicago	001 001 33x	— 8 14 6	Winner: Faber

#### Game Six, October 15 at Polo Grounds

Chicago	000 300 001	— 4 7 1	Winner: Faber
New York	000 020 000	— 2 6 3	Loser: Benton

**Sox Series Highlights:** Faber won a record three games, one in relief ... Eddie Collins paced all batters with a .409 mark ... Hap Felsch pounded the first White Sox home run in a World Series game in the fourth inning of game one ... Heinie Zimmerman chased Eddie Collins across the unguarded plate in the last game to seal the second White Sox World Series championship.

## 1919 World Series

### Game One, October 1 at Redland Field

Chicago	010	000	000	—	1	6	1	Loser: Cicotte
Cincinnati	100	500	21x	—	9	14	1	Winner: Ruether

### Game Two, October 2 at Redland Field

Chicago	000	000	200	—	2	10	1	Loser: Williams
Cincinnati	000	301	00x	—	4	4	2	Winner: Sallee

### Game Three, October 3 at Comiskey Park

Cincinnati	000	000	000	—	0	3	1	Loser: Fisher
Chicago	020	100	00x	—	3	7	0	Winner: Kerr

### Game Four, October 4 at Comiskey Park

Cincinnati	000	020	000	—	2	5	2	Winner: Ring
Chicago	000	000	000	—	0	3	2	Loser: Cicotte

### Game Five, October 6 at Comiskey Park

Cincinnati	000	004	001	—	5	4	0	Winner: Eller
Chicago	000	000	000	—	0	3	3	Loser: Williams

### Game Six, October 7 at Redland Field

Chicago	000	013	000	1	—	5	10	3	Winner: Kerr
Cincinnati	002	200	000	0	—	4	11	0	Loser: Ring

### Game Seven, October 8 at Redland Field

Chicago	101	020	000	—	4	10	1	Winner: Cicotte
Cincinnati	000	001	000	—	1	7	4	Loser: Sallee

### Game Eight, October 9 at Comiskey Park

Cincinnati	410	013	010	—	10	16	2	Winner: Eller
Chicago	001	000	040	—	5	10	1	Loser: Williams

**Sox Series Highlights:** The most infamous World Series in baseball history due to charges the White Sox "threw" the outcome to gamblers, prompting the "Black Sox" label ... nevertheless, "Shoeless" Joe Jackson led all hitters with a .375 average, including a home run, the second in Sox postseason history ... other Black Sox who played nothing like losers included Buck Weaver (.324) and Ed Cicotte (2.91 ERA) ... Chick Gandil drove home the winning run in the 10th inning of game six to make a winner of Dickie Kerr, his second World Series victory.

## 1959 World Series

### Game One, October 1 at Comiskey Park

Los Angeles	000	000	000	—	0	8	3	Loser: Craig
Chicago	207	200	00x	—	11	11	0	Winner: Wynn

### Game Two, October 2 at Comiskey Park

Los Angeles	000	010	300	—	4	9	1	Winner: Podres
Chicago	200	000	010	—	3	8	0	Loser: Shaw

### Game Three, October 4 at the L.A. Coliseum

Chicago	000	000	010	—	1	12	0	Loser: Donovan
Los Angeles	000	000	21x	—	3	5	0	Winner: Drysdale

### Game Four, October 5 at the L.A. Coliseum

Chicago	000	000	400	—	4	10	3	Loser: Staley
Los Angeles	004	000	01x	—	5	9	0	Winner: Sherry

### Game Five, October 6 at the L.A. Coliseum

Chicago	000	100	000	—	1	5	0	Winner: Shaw
Los Angeles	000	000	000	—	0	9	0	Loser: Koufax

### Game Six, October 8 at Comiskey Park

Los Angeles	002	600	001	—	9	13	0	Winner: Sherry
Chicago	000	300	000	—	3	6	1	Loser: Wynn

**Sox Series Highlights:** Ted Kluszewski smashed three home runs, two in the first game ... Sherm Lollar contributed another ... Jim Rivera's back-to-the-plate catch in the fifth game saved the day for the Sox who scored their only run on a double play ... the fifth game was witnessed by 92,706 fans, a record unlikely to be broken ... the Sox running game was stymied by the Dodgers, registering just two stolen bases in the Series.

## 1983 ALCS

### Game One, October 5 at Memorial Stadium

Chicago	001	001	000	—	2	7	0	Winner: Hoyt
Baltimore	000	000	001	—	1	5	0	Loser: McGregor



## Game Two, October 6 at Memorial Stadium

Chicago	000	000	000	—	0	5	2	Loser: Bannister
Baltimore	010	102	00x	—	4	6	0	Winner: Boddicker

## Game Three, October 7 at Comiskey Park

Baltimore	310	020	014	—	11	8	1	Winner: Flanagan
Chicago	010	000	000	—	1	6	1	Loser: Dotson

## Game Four, October 8 at Comiskey Park

Baltimore	000	000	000	3	—	3	9	0	Winner: T. Martinez
Chicago	000	000	000	0	—	0	10	0	Loser: Burns

**Sox ALCS Highlights:** Rudy Law paced the Sox offense with a .389 average ... eventual Cy Young Award winner LaMarr Hoyt opened the series by hurling a masterpiece at Baltimore, allowing five hits and no walks while striking out four in his complete-game victory ... Dennis Lamp began a personal string of scoreless innings that extended into the 1985 ALCS, tossing three scoreless frames ... Britt Burns' heart-rendering performance in the last game is wasted.

# ALL-TIME ROSTER

*The all-time Chicago White Sox roster contains 1,294 names.*

## A (39)

Abrams, Cal, OF (1956)  
Ackley, Fritz, P (1963-64)  
Acosta, Cy, P (1972-74)  
Acosta, Jose, P (1922)  
Adair, Jerry, IF (1966-68)  
Adams, Bobby, IF (1955)  
Adams, Doug, C (1969)  
Adams, Herb, OF (1948-50)  
Adkins, Grady, P (1928-29)  
Agee, Tommie, OF (1965-67)  
Agosto, Juan, P (1981-86)  
Alcock, Scotty, IF (1914)  
Allen, Dick, IF-DH (1972-74)  
Allen, Hank, IF-OF-C (1972-73)  
Allen, Lloyd, P (1974-75)  
Allen, Neil, P (1986-87)  
Almon, Bill, IF-DH (1981-82)  
Aloma, Luis, P (1950-53)  
Alomar, Sandy, IF-OF (1967-69)  
Altizer, Dave, OF-IF (1909)  
Altrock, Nick, P (1903-09)  
Alvarado, Luis, IF (1971-74)  
**Alvarez, Wilson, P (1991-)**  
Anderson, Harold, OF (1932)  
Anderson, John, OF-IF (1908)  
Anderson, Larry, P (1977)  
Andrews, Mike, IF-DH (1971-73)  
Aparicio, Luis, IF (1956-62, '68-70)  
Appleton, Peter, P (1940-42)  
Appling, Luke, IF (1930-50)  
Archdeacon, Maurice, OF (1923-25)  
Arias, Rudy, P (1959)  
Armbruster, Charles, C (1907)  
Arrigo, Jerry, P (1970)  
Ash, Ken, P (1925)  
Atkinsort, Bill, P (1980)  
Atz, Jackie, IF-OF (1907-09)  
Autry, Martin "Chick," C (1929-30)  
Averill, Earl Jr., C (1960)

## B (120)

Bahnsen, Stan, P (1972-75)  
Baines, Harold, OF-DH (1980-89)  
Baker, Floyd "The Blotter," IF-OF (1945-51)  
Baker, Howard, IF (1914-15)  
Baker, Jesse, P (1911)  
Baldwin, Dave, P (1973)  
Bannister, Alan, OF-IF-DH (1976-80)  
Bannister, Floyd, P (1983-87)  
Barnabe, Charles, P (1927-28)  
Barnes, Emile "Red," OF (1930)  
Barnes, Richard, P (1982)  
Barnes, Robert, P (1924)  
Barojas, Salome, P (1982-84)  
Barrett, Bill, OF-IF (1923-29)  
Barrios, Francisco, P (1974-81)  
Barrows, Roland "Cutie," OF (1909-12)  
Bartholomew, Les, P (1932)  
Battey, Earl, C (1955-59)  
Battle, Jim, IF (1927)  
Baits, Matt, C (1954)  
Baumann, Frank, P (1960-64)  
Baumer, Jim, IF (1949)

Baumgarten, Ross, P (1976-81)  
Beall, John, OF (1913)  
Beard, Ted, OF (1957-58)  
Bearden, Gene, P (1953)  
Bejma, Ollie, IF (1939)  
Bell, Gary, P (1969)  
Bell, Kevin, IF-OF-DH (1976-80)  
Bell, Ralph, P (1912)  
**Beltre, Esteban, IF (1991-)**  
Bender, Charles "Chief," P (1925)  
Bennett, Joe "Bugs," P (1921)  
Benz, Joe, P (1911-19)  
Berg, Moe, C-IF (1926-30)  
Berger, Lou "Boze," IF (1937-38)  
Berger, Joe, IF (1913-14)  
Berghammer, Marty, IF (1911)  
Bernazard, Tony, IF (1981-83)  
Berran, Dennis, OF (1912)  
Berry, Charles, C (1932-33)  
Berry, Claude, C (1904)  
Berry, Cornelius John, IF (1953)  
Berry, Ken, OF-IF (1962-70)  
Biggs, Charles, P (1932)  
Bischoff, John, C (1925)  
Bithorn, Hi, P (1947)  
Bittiger, Jeff, P (1988-89)  
Black, Bill "Jigger," IF (1924)  
Blackburn, Foster, P (1921)  
Blackburne, Lena, IF-P (1910-12, '14-15, '27, '29)  
Blackerby, George, OF (1928)  
Blanco, Ossie, IF-OF (1970)  
Blankenship, Homer, P (1922-23)  
Blankenship, Ted, P (1922-30)  
Block, Bruno, C (1910-12)  
Blomberg, Ron, OF-DH (1978)  
Blue, Lu, IF (1931-32)  
Bocek, Milton, OF (1933-34)  
Bodie, Frank "Ping," OF-IF (1911-14)  
Boken, Bob, IF (1934)  
Bollo, Greg, P (1965-66)  
Bonds, Bobby, OF-DH (1978)  
Bonilla, Bobby, IF-OF (1986)  
Bonura, Zeke, IF (1934-37)  
Booker, Buddy, C (1968)  
Boone, Ike, OF (1927)  
Boone, Ray, IF (1958-59)  
Bordagaray, Stan "Frenchy," OF (1934)  
Borgmann, Glenn, C (1980)  
Borton, Bill "Babe," IF (1912-13)  
Bosley, Thad, OF-DH (1978-80)  
Boston, Daryl, OF-DH (1984-1990)  
Bowers, Grover "Billy," OF (1949)  
Bowler, Grant, P (1931-32)  
Bowles, E.J., P (1922)  
Bowler, Jim "Red," OF (1910)  
Boyd, Robert, IF-OF (1951, '53-54)  
Boyer, Ken, IF (1967-68)  
Boyles, Harry, P (1938-39)  
Bradford, Charles "Buddy," OF-DH (1966-70, '72-76)  
Bradley, Fred, P (1948-49)  
Bradley, Phil, OF-DH (1990)  
Bradley, Scott, C-DH (1986)  
Bradley, Tom, P (1971-72)  
Brain, David, IF (1901)  
Bratchi, Fred, OF (1921)  
Bravo, Angel, OF (1969)  
Braxton, Garland, P (1930-31)  
Breezeale, Jim, IF-DH (1978)

Brennan, Tom, P (1984)  
 Brett, Ken, P (1976-77)  
 Breton, Jimmy, IF (1913-15)  
 Brice, Alan, P (1961)  
 Brideweser, James, IF (1955-56)  
 Brief, Tony "Bunny," IF (1915)  
 Brinkman, Chuck, C (1969-74)  
 Brohamer, Jack, IF-DH (1976-77)  
 Brosnan, James, P (1963)  
 Brown, Clint, P (1936-40)  
 Brown, Delos, PH (1914)  
 Brown, Dick, C (1960)  
 Brown, Hal, P (1951-52)  
 Brown, Joseph, P (1927)  
 Browne, George, OF (1910)  
 Bruner, Jack, P (1949-50)  
 Brusstar, Warren, P (1982)  
 Bubser, Harold, PH (1922)  
 Buford, Don, IF-OF (1963-67)  
 Burgess, Forrest "Smoky," C-PH (1964-67)  
 Burke, Jimmy, IF (1901)  
 Burns, Bill "Sleepy," P (1909-10)  
 Burns, Britt, P (1978-85)  
 Burns, Joseph, C (1924)  
 Busby, Jim, OF (1950-52, '55)  
 Buzhardt, John, P (1962-67)  
 Byrd, Harry, P (1955-56)  
 Byrne, Jerry, P (1929)  
 Byrne, Robert, IF (1917)  
 Byrne, Tommy, P (1953)

## C (95)

Cadore, Leon, P (1923)  
 Cain, Robert, P (1949-50, '54)  
 Cain, Merritt "Sugar," P (1936-38)  
 Canthamer, George, C (1934)  
 Calderon, Ivan, OF (1986-1990)  
 Caldwell, Earl, P (1945-48)  
 Callahan, Jim "Nixey," OF-IF-P (1901-05, '11-13)  
 Callison, John, OF (1958-59)  
 Campbell, Bruce, OF (1930-32)  
 Cangelosi, John, OF-DH (1985-86)  
 Caraway, Pat, P (1930-32)  
 Carey, Andy, IF (1961)  
 Carlos, Francisco, P (1967-69)  
 Carlton, Steve, P (1986)  
 Carnett, Ed, OF-IF-P (1944)  
 Carrasquel, Alex, P (1949)  
 Carrasquel, Alfonso "Chico," IF (1950-55)  
 Carreon, Camilo, C (1959-64)  
 Carroll, Clay, P (1976-77)  
 Carter, Jeff, P (1991-)  
 Cash, Norm, IF-OF (1958-59)  
 Castino, Vince, C (1943-45)  
 Castner, Paul, P (1923)  
 Cater, Danny, OF-IF (1965-66)  
 Causey, Wayne, IF (1966-68)  
 Cavaretta, Phil, IF-OF (1954-55)  
 Chakales, Robert, P (1955)  
 Chamberlain, Joe, IF (1934)  
 Chamberlain, William, P (1932)  
 Chapman, Ben, OF (1941)  
 Chappas, Harry, IF-DH (1978-80)  
 Chappell, Larry, OF (1913-15)  
 Chase, Hal, IF-OF (1913-14)  
 Chelini, Italo Vincent, P (1935-37)  
 Chouinard, Felix, OF-IF (1910-11)  
 Chouneau, Bill "Chief," P (1910)  
 Christian, Robert, OF (1969-70)  
 Christmas, Steve, C (1984)  
 Christopher, Lloyd, OF (1947)  
 Cicotte, Eddie, P (1912-20)  
 Cissell, Chalmer "Bill," IF (1928-32)  
 Citarella, Ralph, P (1987)  
 Clancy, John "Bud," IF (1924-30)  
 Clark, Alfred, OF-IF (1953)  
 Clark, Bryan, P (1988-87)  
 Clark, Harry "Pep," IF (1903)  
 Clarke, Richard, IF (1944)  
 Coan, Gil, OF (1955)  
 Cochrane, Dave, IF (1986)  
 Coggins, Rich, OF-DH (1976)  
 Colavito, Rocky, OF (1967)  
 Colbern, Mike, C-DH (1978-79)  
 Cole, Bert, P (1927)  
 Cole, Willis, OF (1909-10)  
 Coleman, Ray, OF (1951-52)  
 Collins, Eddie, IF (1915-26)  
 Collins, John "Shano," OF-IF (1910-20)  
 Coluccio, Bob, OF (1975, '77)  
 Conde, Ramon, IF (1962)  
 Conlan, John "Jocko," OF (1934-35)  
 Connally, George "Sarge," P (1921-29)  
 Connelly, Bill, P (1950)  
 Connors, Merv, IF (1937-38)  
 Consuegra, Sandalo "Sandy," P (1953-56)  
 Contreras, Nardi, P (1980)  
 Coombs, Cecil, OF (1914)

Cora, Joey, IF-DH (1991-)  
 Corey, Ed, P (1918)  
 Corhan, Roy, IF (1911)  
 Correa, Edwin, P (1985)  
 Cortazzo, John "Shine," PH (1923)  
 Courtney, Clint, C (1955)  
 Courtney, Harry, P (1922)  
 Covington, Wes, OF (1961)  
 Cowley, Joe, P (1986)  
 Cox, Ernie, P (1922)  
 Cox, George, P (1928)  
 Cox, Leslie, P (1926)  
 Cox, William, P (1937-38)  
 Crabb, James Roy, P (1912)  
 Craig, Rodney, OF (1986)  
 Cravath, Cliff, OF (1909)  
 Crider, Jerry, P (1970)  
 Crouse, Clyde "Buck," C (1923-30)  
 Cruz, Henry, OF-DH (1977-78)  
 Cruz, Julio, IF-DH (1983-86)  
 Cruz, Todd, IF (1980)  
 Cruz, Tommy, OF (1977)  
 Cucinello, Tony, IF (1943-45)  
 Cuellar, Charlie, P (1950)  
 Cullen, Tim, IF (1968)  
 Culler, Dick, IF (1943)  
 Cunningham, Joe, IF-OF (1962-64)  
 Curtright, Guy, OF (1943-46)  
 Cvengros, Mike, P (1923-25)

## D (62)

Daglia, Peter, P (1932)  
 Dahike, Jerry, P (1956)  
 Dal Canton, Bruce, P (1977)  
 Daly, Thomas, IF (1902-03)  
 Daly, Tom, OF-C-IF (1913-15)  
 Danforth, Dave, P (1918-19)  
 Dashiell, Wally, IF (1924)  
 Davenport, Joubert, P (1921-24)  
 Davis, Frank "Dixie," P (1915)  
 Davis, George, IF (1902, '04-09)  
 Davis, Isaac, IF (1924-25)  
 Davis, Joel, P (1985-88)  
 Davis, John, P (1988-1989)  
 Davis, Tommy, OF-IF (1968)  
 Dawley, Bill, P (1986)  
 Debuschere, Dave, P (1962-63)  
 Degerick, Mike, P (1961-63)  
 DeLeon, Jose, P (1986-87)  
 Delhi, Lee "Flame," P (1912)  
 Delsing, Jim, OF (1948, '56)  
 Demaestri, Joe, IF (1951)  
 Demmitt, Ray, OF (1914-15)  
 Dent, Russell "Bucky," IF (1973-76)  
 Dente, Sam, IF-OF (1952-53)  
 Derrington, Jimmy, P (1956-57)  
 DeSa, Joe, IF-DH (1985)  
 Deviveiros, Bernie, IF (1924)  
 Devormer, Al, C-OF (1918)  
 Diaz, Mike, IF (1988)  
 Dickey, George, C (1941-42, '46-47)  
 Dickshot, John, OF (1944-45)  
 Dietrich, Bill, P (1936-46)  
 Dillard, Steve, IF (1982)  
 Dillinger, Robert, IF (1951)  
 Dilone, Miguel, OF (1983)  
 Dobbs, John, P (1924)  
 Dobernic, Jess, P (1939)  
 Dobson, Joe, P (1951-53)  
 Doby, Larry, OF (1956-59)  
 Dolan, Pat, OF-IF (1903)  
 Donahue, John "Jiggs," IF (1904-09)  
 Donovan, Dick, P (1955-60)  
 Dorish, Harry, P (1951-55)  
 Dorman, Dwight "Dutch," C (1923)  
 Dotson, Richard, P (1979-87, 1989)  
 Dougherty, Pat, OF (1906-11)  
 Dougherty, Tom, P (1904)  
 Douglas, Phil, P (1912)  
 Downing, Brian, C-OF-IF-DH (1973-77)  
 Drabowsky, Moe, P (1972)  
 Drahman, Brian, P (1991-)  
 Drees, Tom, P (1991)  
 Dropo, Walt "Moose," IF (1955-58)  
 Duff, Cecil, P (1922)  
 Dugan, Dan, P (1928-29)  
 Dundon, Gus, IF (1904-06)  
 Dunkle, Davey, P (1903)  
 Dupee, Frank, P (1901)  
 Durham, Ed "Bull," P (1933)  
 Durham, Jimmy, P (1902)  
 Dybinski, Jerry, IF-DH (1983-84)  
 Dykes, Jimmy, IF (1933-39)

## E (30)

Earnshaw, George, P (1934-35)  
 Easterly, Ted, C (1912-13)  
 Eaves, Vallie, P (1939-40)

Eddy, Don, P (1970-71)  
 Eden, Mike, IF (1978)  
 Edmondson, Paul, P (1969)  
 Edwards, Henry, OF (1952)  
 Edwards, Jim Joe, P (1925-26)  
**Edwards, Wayne, P (1989- )**  
 Egan, Tom, C-IF (1971-72)  
 Eichrodt, Fred, OF (1931)  
 Elia, Lee, IF (1966)  
 Elliott, Bob, IF-OF (1953)  
 Ellis, Sammy, P (1969)  
 Elsh, Roy, OF-IF (1923-25)  
 Embry, Charlie "Slim," P (1923)  
 English, Charles, IF (1932-33)  
 Ennis, Del, OF (1959)  
 Enright, George, C (1976)  
 Ens, Anton "Mutz," IF (1912)  
 Erault, Joseph, C (1950-51)  
 Escarrega, Ernesto, P (1982)  
 Esposito, Sam, IF-OF (1952, '55-63)  
 Esser, Mark, P (1979)  
 Essian, Jim, C-IF (1976-77, '81)  
 Evans, Art "Bill," P (1932)  
 Evans, Bill, P (1949)  
 Evans, Russ "Red," P (1936)  
 Evers, Johnny, IF (1922)  
 Ewing, Sam, IF-DH (1973, '76)

## F (48)

Faber, Urban "Red," P (1914-33)  
 Fain, Ferris, IF (1953-54)  
 Falk, Bibb, OF (1920-28)  
 Fallon, Bob, P (1985)  
 Farley, Bob, IF-OF (1962)  
 Farmer, Ed, P (1979-81)  
 Farrell, Kerby, IF (1945)  
 Farsch, Joe, PH (1916)  
 Fehring, Bill, C (1934)  
 Felsch, Oscar "Happy," OF (1915-20)  
 Fennner, Horace, P (1921)  
 Fernandes, Ed, C (1946)  
**Fernandez, Alex, P (1990- )**  
 Ferrarese, Don, P (1960)  
 Fieber, Clarence, P (1932)  
 Fiene, Louis, P (1906-09)  
 Filson, Pete, P (1986)  
 Fireovid, Steve, P (1985)  
 Fischer, Carl, P (1935)  
 Fischer, Bill, P (1956-58)  
 Fisher, Eddie, P (1962-66, '72-73)  
 Fisher, Jack, P (1968)  
**Fisk, Carlton, C-OF-IF-DH (1981- )**  
 Flaherty, Patrick, P (1903-04)  
 Flanagan, Thomas, P (1954)  
 Flannery, John, IF-DH (1977)  
 Flaskamper, Ray, IF (1927)  
 Fletcher, Scott, IF-DH (1983-85, '89-91)  
 Foley, Marv, C-IF-DH (1978-82)  
 Fonseca, Lew, IF-OF-P (1931-33)  
 Ford, Eugene, P (1938)  
 Foreman, August "Happy," P (1924)  
 Fornieles, Mike, P (1953-56)  
 Forster, Terry, P (1971-76)  
 Foster, Clarence "Pop," OF-IF (1901)  
 Foster, George, OF-DH (1986)  
 Fothergill, Robert, OF (1930-32)  
 Fournier, Jack, IF-OF (1912-17)  
 Fox, Nelson, IF (1950-63)  
 Frailing, Ken, P (1972-73)  
 Francona, Tito, OF (1958)  
 Frazier, Victor, P (1931-33, '39)  
 Freese, Gene, IF (1960, '65-66)  
 Freeze, Jake, P (1925)  
 French, Charles, IF-OF (1910)  
 French, Ray, IF (1924)  
 Frost, Dave, P (1977)  
 Funk, Elias, P (1932-33)

## G (52)

Gabler, Frank, P (1938)  
 Gallagher, Dave, OF-DH (1988-1990)  
 Gallivan, Phil, P (1932, '34)  
 Gamble, Oscar, OF-DH (1977, '85)  
 Gandil, Charles "Chick," IF-OF (1910, '17-19)  
 Garcia, Mike, P (1960)  
**Garcia, Ramon, P (1991- )**  
 Garland, Louis, P (1931)  
 Garr, Ralph, OF-DH (1976-79)  
 Garrity, Francis, C (1938-39)  
 Garvin, Virgil, P (1902)  
 Gaston, Milton, P (1932-34)  
 Gates, Joe, IF-DH (1978-79)  
 Gebrian, Pete, P (1947)  
 Geddes, Jim, P (1972-73)  
 Gerlach, John, IF (1938-39)  
 Gettel, Allan, P (1948-49)  
 Gick, George, P (1937-38)  
 Gilbert, Mark, OF (1985)

Giles, Brian, IF (1986)  
 Gillenwater, Claral, P (1923)  
 Gillespie, Robert, P (1947-48)  
 Ginsberg, Joe, C (1960-61)  
 Gleason, William "Kid" IF (1912)  
 Gleaton, Jerry Don, P (1984-85)  
 Gogolewski, Bill, P (1975)  
 Goldsberry, Gordon, IF-OF (1949-51)  
 Goletz, Stan, PH (1941)  
 Good, Wilbur, OF (1918)  
 Goodell, John, P (1928)  
 Goodman, Bill, IF (1958-61)  
 Goodwin, Jim, P (1948)  
 Gossage, Rich "Goose," P (1972-76)  
 Grabowski, John "Nig," C-IF (1924-26)  
 Graham, Roy, C (1922-23)  
 Granger, Wayne, P (1974)  
 Grant, Jimmy, IF (1942-43)  
 Gray, Lorenzo, IF-DH (1982-83)  
 Gray, Ted, P (1955)  
**Grebeck, Craig, IF (1990- )**  
 Green, Danny, OF (1902-05)  
 Gregory, Paul, P (1932-33)  
 Griffith, Clark, P-OF (1901-02)  
 Grimsley, Ross, P (1951)  
 Grissom, Marv, P (1952)  
 Groth, Ernie, P (1949)  
 Groth, John, OF (1954-55)  
 Grove, Orval, P (1940-49)  
 Grube, Frank, C (1931-33, '35-36)  
**Guillen, Ozzie, IF-DH (1985- )**  
 Gulley, Thomas, OF (1926)  
 Gumpert, Randy, P (1948-51)

## H (97)

Haas, Bert, IF-OF (1951)  
 Haas, George "Mule," OF-IF (1933-37)  
 Hacker, Warren, P (1961)  
 Hadley, Irv "Bump," P (1932)  
 Haefner, Mickey, P (1949-50)  
 Hafey, Bud, OF (1935)  
 Hahn, Ed, OF (1906-10)  
 Haid, Hal, P (1933)  
 Hairston, Jerry, PH-OF-IF-DH (1973-77, '81-90)  
 Hairston, Sam, C (1951)  
 Hajduk, Chester, PH (1941)  
 Hallett, John, P (1940-41)  
 Haltman, Bill, OF (1903)  
 Hamilton, Dave, P (1975-77)  
 Hamilton, Jack, P (1969)  
 Hamilton, Steve, P (1970)  
 Hamner, Ralph, P (1946)  
 Hancock, Fred, IF-OF (1949)  
 Hansen, Ron, IF (1963-69)  
 Hanski, Don, IF-P (1943-44)  
 Happenny, John, IF (1923)  
 Hardy, Jack, P (1989)  
 Hargrove, Pat, PH (1918)  
 Harris, Dave, OF (1930)  
 Harris, Spence, OF (1925-26)  
 Harist, Earl, P (1947-48, '53)  
 Harshman, Jack, P-IF (1954-57)  
 Hart, Jim "Hub," C (1905-07)  
 Hartman, Fred, IF (1901)  
 Harvey, Ed, OF-P (1901)  
 Hasbrook, Bob "Ziggy," IF (1916-17)  
 Hassey, Ron, C-DH (1986-87)  
 Hatfield, Fred, IF (1956-57)  
 Hatton, Grady, IF (1954)  
 Hayes, Frank "Blimp," C (1946)  
 Hayes, Jackie, IF (1932-40)  
 Haynes, Joe, P (1941-48)  
 Heath, Bill, C (1965)  
 Heath, Spencer, P (1920)  
 Heim, Val, OF (1942)  
 Held, Woodie, OF-IF (1968-69)  
 Hemphill, Frank, OF (1906)  
 Henderson, Joe, P (1974)  
 Henderson, Ken, OF-DH (1973-75)  
 Henline, Wally "Butch," C (1930-31)  
 Henry, Frank "Dutch," P (1929-30)  
 Herbert, Ray, P (1961-64)  
**Hernandez, Roberto, P (1991- )**  
 Hernandez, Rudy, IF (1972)  
 Herring, Art "Red," P (1939)  
 Herrmann, Ed, C-DH (1967, '69-74)  
 Hersherberger, Mike, OF (1961-64, '71)  
 Heving, Joe, P (1933-34)  
 Heydon, Mike, C (1904)  
**Hibbard, Greg, P (1989- )**  
 Hickey, Kevin, P (1981-83)  
 Hickman, Charlie "Piano Legs," IF (1907)  
 Hicks, Jim, OF-IF (1964-66)  
 Hicks, Joe, OF (1959-60)  
 Higdon, Bill, OF (1949)  
 Higgins, Denny, P (1966-67)  
 Hill, Donnie, IF-DH (1987-88)  
 Hill, Marc, C-IF-DH (1981-86)

Hillegas, Shawn, P (1988-90)  
 Hinton, Rich, P (1971, '75, '78-79)  
 Hoag, Myril, OF (1941-42, '44)  
 Hockett, Oris, OF (1945)  
 Hodapp, Johnny, OF-IF (1932)  
 Hodge, Clarence "Shovel," P (1920-22)  
 Hodgins, Ralph, OF-IF (1943-44, '46-48)  
 Hoffman, Clarence, OF (1929)  
 Hoffman, Guy, P (1979-80, '83)  
 Holcombe, Ken, P (1950-52)  
 Hollingsworth, Al, P (1946)  
 Holmes, James "Ducky," OF (1903-05)  
 Hooper, Harry, OF (1921-25)  
 Hopkins, Gail, IF-C (1968-70)  
 Hopkins, Marty, IF (1934-35)  
 Horlen, Joel, P (1961-71)  
 Horton, Rick, P (1988)  
 Hottman, Ken, OF (1971)  
**Hough, Charlie, P (1991- )**  
 Hovlik, Joe, P (1911)  
 Howard, Bruce, P (1963-67)  
 Howard, Fred, P (1979)  
 Howell, Millard "Dixie," P (1955-58)  
 Hoy, Bill "Dummy," OF (1901)  
 Hoyt, LaMarr, P (1979-84)  
 Hudson, Hal, P (1952-53)  
 Huelsman, Frank, OF (1904)  
 Hughes, Ed, C (1902)  
 Hughes, Jim, P (1957)  
 Hulett, Tim, IF-OF (1983-87)  
 Humphries, John, P (1941-45)  
 Hunnefeld, Bill, IF (1926-30)  
 Huntz, Steve, IF (1971)  
 Hutchinson, Ira, P (1933)

## I (1)

Isbell, Frank, IF-OF-P-C (1901-09)

## J (52)

Jackson, Charles, PH (1915)  
 Jackson, "Shoeless" Joe, OF-IF (1915-20)  
 Jackson, Ron, IF (1954-59)  
**Jackson, Vincent "Bo," DH (1991- )**  
 Jacobs, Elmer, P (1927)  
 Jacobs, Otto, C (1918)  
 Jacquez, Pat, P (1971)  
 James, Bill, P (1919)  
 James, Bob, P (1985-87)  
 Janeski, Gerry, P (1970)  
 Jasper, Harry "Hi," P (1914-15)  
 Jefferson, Jesse, P (1975-76)  
 Jeffries, Irving, IF (1930-31)  
 Jenkins, Joe, C (1917, '19)  
 Jenkins, John, IF (1922)  
 Jeter, John, OF-DH (1973)  
 John, Tommy, P (1965-71)  
 Johns, Pete, IF (1915)  
 Johnson, Bart, P (1969-77)  
 Johnson, Connie, P (1953, '55-56)  
 Johnson, Darrell, C (1952)  
 Johnson, Deron, IF-DH (1975)  
 Johnson, Don, P (1954)  
 Johnson, Ellis, P (1912, '15)  
 Johnson, Ernie, IF (1912, '21-23)  
 Johnson, Johnny, P (1945)  
 Johnson, Lamar, IF-OF-DH (1974-81)  
**Johnson, Lance, OF (1988- )**  
 Johnson, L.D., C-DH (1978)  
 Johnson, Randy, OF-IF (1980)  
 Johnson, Stanley, OF-DH (1960)  
 Johnston, Jimmy, OF (1911)  
 Johnstone, Jay, OF (1971-72)  
 Jok, Stan, IF-OF (1954-55)  
 Jolley, Smead, OF (1930-32)  
 Jones, Al, P (1983-85)  
 Jones, Barry, P (1988-90)  
 Jones, Bill "Tex," IF (1911)  
 Jones, Charles, P (1904)  
 Jones, Cleon, OF-DH (1976)  
 Jones, Davey, OF (1913)  
 Jones, Grover "Deacon," IF (1962-63, '66)  
 Jones, Fielder, OF (1901-08)  
 Jones, Jake, IF (1941-42, '46-47)  
 Jones, Sam "Sad," P (1932-35)  
 Jones, Steve, P (1967)  
 Jordan, Tom, C (1944, '46)  
 Jordan, Ray "Rip," P (1912)  
 Josephson, Duane, C (1965-70)  
 Jourdan, Ted, IF (1916-18, '20)  
 Joyce, Mike, P (1962-63)  
 Judson, Howard, P (1948-52)

## K (64)

Kaat, Jim, P (1973-75)  
 Kalin, Frank, PH (1943)  
 Kamm, Willie, IF (1923-31)  
 Kane, John, IF (1925)  
**Karkovice, Ron, C-DH-OF (1986- )**

Katoll, John, P (1901-02)  
 Kavanaugh, Charlie "Silk," PH (1914)  
 Kealey, Steve, P (1971-73)  
 Keedy, Pat, IF-OF (1987)  
 Keegan, Bob, P (1953-58)  
 Kell, George, IF-OF (1954-56)  
 Kelly, Al "Red," OF (1910)  
 Kelly, Pat, OF-DH (1971-76)  
 Kemmerer, Russ, P (1960-62)  
 Kemp, Steve, OF-DH (1982)  
 Kennedy, Bill, P (1952)  
 Kennedy, Bob, IF-OF (1939-42, '46-48, '55-57)  
 Kennedy, Vern, P (1934-37)  
 Kenworthy, Dick, IF (1962, '64-68)  
 Keough, Joe, PH (1973)  
 Keriazakos, Gus, P (1950)  
 Kern, Jim, P (1982-83)  
 Kerr, Dick, P (1919-21, '25)  
 Kerr, John, IF (1929-31)  
 Kessinger, Don, IF (1977-79)  
 Kiefer, Joe, P (1920)  
 Kimm, Bruce, C (1980)  
 Kimsey, Chad, P (1932-33)  
 Kinder, Ellis, P (1956-57)  
 Kinzy, Harry, P (1934)  
 King, Eric, P (1989-90)  
 King, Jim, OF-C (1967)  
 Kirkwood, Don, P (1977)  
 Kirrene, Joe, IF (1950, '54)  
 Kittle, Ron, OF-1B-DH (1982-86, 89-90, 1991)  
 Klaerner, Hugo, P (1934)  
 Klages, Fred, P (1966-67)  
 Klepfer, Ed, P (1915)  
 Klieman, Ed, P (1949)  
 Klinger, Joe, C-IF (1930)  
 Kluszewski, Ted, IF (1959-60)  
 Knapp, Chris, P (1975-77)  
 Knickerbocker, Bill, IF (1941)  
 Knoop, Bobby, IF (1969-70)  
 Knott, Jack, P (1938-40)  
 Kolloway, Don, IF (1940-43, '46-49)  
 Koonsman, Jerry, P (1981-83)  
 Kowalik, Fabian, P (1932)  
 Kozar, Al, IF (1950)  
 Kravec, Ken, P (1975-80)  
 Kreevich, Mike, OF-IF (1935-41)  
 Kreitz, Ralph "Red," C (1911)  
 Kress, Charlie, IF (1949-50)  
 Kress, Ralph "Red," OF-IF (1932-33)  
 Kretlow, Lou, P (1950-53)  
 Kreutzer, Frank, P (1962-64)  
 Krsnich, Rocky, IF (1949, '52-53)  
 Kucek, Jack, P (1974-78, 1979)  
 Kuhel, Joe, IF (1938-43, '46-47)  
 Kuhn, Walter "Red," C (1912-14)  
 Kuntz, Rusty, OF-DH (1979-83)  
 Kusnyer, Art, C (1970)  
 Kutzler, Jerry, P (1990- )  
 Kuzava, Robert, P (1949-50)

## L (61)

LaGrow, Lerrin, P (1977-79)  
 Lamabe, Jack, P (1966-67)  
 Lamline, Fred, P (1912)  
 Lamp, Dennis, P (1981-83)  
 Landenberger, Ken, IF (1952)  
 Landis, Jim, OF (1957-64)  
 Landrum, Jesse, IF (1938)  
 Lane, Dick, OF (1949)  
 Lange, Frank, P (1910-13)  
 LaPalme, Paul, P (1956-57)  
 LaPoint, Dave, P (1987-88)  
 Lapp, Jack, C (1916)  
 Larsen, Don, P (1961)  
 Lary, Frank, P (1965)  
 Lathrop, Bill, P (1913-14)  
 Latman, Barry, P (1957-59)  
 Law, Rudy, OF-DH (1982-85)  
 Law, Vance, IF-OF-DH (1982-84)  
 Lawrence, Robert, P (1924)  
 Lazar, Danny, P (1965-69)  
 Lee, Thornton, P (1937-47)  
 Lees, George, C (1921)  
 LeFlore, Ron, OF-DH (1981-82)  
 Lehner, Paul, OF (1951)  
 Leibold, Harry "Nemo," OF (1915-20)  
 Leifer, Elmer, OF-IF (1921)  
 Leitner, George, P (1902)  
 Lemon, Chat, OF-DH-IF (1975-81)  
 Lemon, Jim, OF-IF (1963)  
 Lemonds, Dave, P (1972)  
 Lenhardt, Don "Footsie," OF-IF (1951)  
 Leon, Eddie, IF-DH (1973-74)  
 Leopold, Rudy, P (1928)  
 Lepcio, Ted, IF (1961)  
 Leverette, Gorham "Dixie," P (1922-24, '26)  
 Lindsey, Bill, C (1987)

Lindstrom, Charlie, C (1958)  
 Little, Bryan, IF (1985-86)  
 Littlefield, Dick, P (1951)  
 Locker, Bob, P (1965-69)  
 Lodigiani, Dario, IF (1941-42, '46)  
 Lofich, Ron, OF (1971)  
 Lollar, Sherman, C-IF (1952-63)  
 Lollar, Tim, P (1985)  
 Long, Bill, P (1985, '87-90)  
 Long, Jeoff, IF-OF (1984)  
 Long, Jim, C (1922)  
 Look, Dean, OF (1961)  
 Lopat, Eddie, P (1944-47)  
 Lord, Harry, IF-OF (1910-14)  
 Lovett, Merritt "Mem," PH (1933)  
 Loviglio, Jay, IF-DH (1981-82)  
 Lowdermilk, Grover, P (1919-20)  
 Lown, Omar "Turk," P (1958-62)  
 Lupien, Ulysses "Tony," IF (1948)  
 Luzinski, Greg, DH-IF (1981-84)  
 Lyle, Albert "Sparky," P (1982)  
 Lynn, Byrd, C (1916-20)  
 Lyons, Steve, IF-OF-C-DH (1986-91)  
 Lyons, Ted, P-OF (1923-42, '46)  
 Lytle, Jim, OF (1972)

## M (124)

Mack, Frank, P (1922-23, '25)  
 Madjeski, Ed, C (1934)  
 Magnuson, Jim, P (1970-71)  
 Magoon, George, IF (1903)  
 Majeski, Hank, IF (1950-51)  
 Mahoney, Bob, P (1951)  
 Mallonee, Jule, OF (1925)  
 Malone, Eddie, C (1949-50)  
 Maltzberger, Gordon, P (1943-44, '46-47)  
 Manda, Carl, IF (1914)  
 Mangum, Leo, P (1924-25)  
 Mann, Johnny, IF (1928)  
 Manrique, Fred, IF (1987-89)  
 Manuel, Mark "Moxie," P (1908)  
 Manzanillo, Ravelo, P (1988)  
 Marcum, John, P (1939)  
 Marlowe, Dick, P (1956)  
 Marsh, Freddie, IF-OF (1953-54)  
 Marshall, Willard, OF (1954-55)  
 Martin, J.C., IF-C (1959-67)  
 Martin, Joe, IF (1938)  
 Martin, Morrie, P (1954-56)  
 Martinez, Carlos, IF-OF-DH (1988-1990)  
 Martinez, Silvio, P (1977)  
 Martz, Randy, P (1983)  
 Masi, Phil, C (1950-52)  
 Matias, John "Pineapple," OF-IF (1970)  
 Mattick, Wally "Chick," OF (1912-13)  
 Mauldin, Mark, IF (1934)  
 Maxwell, Charlie, OF-IF (1962-64)  
 May, Carlos, IF-OF-DH (1968-76)  
 May, Milt, C (1979)  
 Maye, Lee, OF-IF (1970-71)  
 Mayer, Erskine, P (1919)  
 Mayer, Wally, C-IF (1911-12, '14-15)  
 McAleese, John, P (1901)  
 McAnany, Jim, OF (1958-60)  
 McBee, Pryor, P (1926)  
 McBride, Ken, P (1959-60)  
 McCabe, Dick, P (1922)  
 McCall, Brian, OF (1962-63)  
 McCarthy, Tom, P (1988-89)  
 McClellan, Harvey, IF-OF (1919-24)  
 McConnell, Ambrose "Amby," IF (1910-11)  
 McCormick, Mike, OF (1950)  
 McCraw, Tommy, IF-OF (1963-70)  
 McCray, Rodney, OF-DH (1990-91)  
 McCurdy, Harry, C-IF (1926-28)  
 McDonald, Jim, P (1956-58)  
**McDowell, Jack, P (1987-88, '90-)**  
 McFarland, Ed, C-IF (1902-07)  
 McFarland, Herm, OF (1901-02)  
 McGhee, Ed, OF (1950, '54-55)  
 McGlothen, Lynn, P (1981)  
 McGlothlin, Jim, P (1973)  
 McGuire, Tom, P (1919)  
 McIlwain, Stover, P (1957-58)  
 McIntyre, Matty, OF (1911-12)  
 McKain, Harold, P (1929-32)  
 McKeon, Joel, P (1986-87)  
 McKinney, Rich, IF-OF (1970-71)  
 McLarry, Howard "Polly," PH (1912, '15)  
 McLish, Cal, P (1961)  
 McMackin, Sam, P (1902)  
 McMahan, Don, P (1967-68)  
 McMullin, Fred, IF (1916-20)  
 McNair, Eric "Boob," IF (1939-40)  
 McNertney, Jerry, C (1964-68)  
 McWeeney, Doug, P (1921-22, '24)  
 Mele, Sam, OF-IF (1952-53)  
 Meloan, Paul "Mollie," OF (1910-01)  
 Melton, Bill, IF-OF-DH (1968-75)

Merriman, Lloyd, OF (1955)  
 Mertes, Sandow, IF-OF-C (1901-02)  
**Merullo, Matt, C-1B-DH (1989, '91-)**  
 Messenger, Bobby, OF (1909-11)  
 Metkovich, George "Catfish," OF (1949)  
 Metzig, Bill, IF (1944)  
 Metzler, Alex, OF (1927-30)  
 Meyer, Billy, C (1913)  
 Meyer, George, IF (1938)  
 Michaels, Cass, IF-OF (1943-50, '54)  
 Michaelson, John, P (1921)  
 Miller, Bob, P (1970)  
 Miller, Frank, P (1913)  
 Miller, Walter "Jake," P (1933)  
 Minoso, Orestes "Minnie," OF-IF-DH (1951-57, '60-61, '64, '76, '80)  
 Miranda, Willie, IF (1952)  
 Mitchell, Roy, P (1918)  
 Mogridge, George, P (1911-12)  
 Molinaro, Bobby, OF-DH (1977-78, '80-81)  
 Moloney, Rich, P (1970)  
 Monroe, Larry, P (1976)  
 Monteagudo, Aurelio, P (1967)  
 Moore, Alvin "Junior," OF-IF-DH (1978-80)  
 Moore, Barry, P (1970)  
 Moore, Jim, OF (1930)  
 Moore, Jimmy, P (1930-32)  
 Moore, Randy, OF (1927-28)  
 Moore, Ray, P (1958-60)  
 Morales, Rich, IF-OF (1967-73)  
 Moran, Carl "Bugs," P (1974)  
 Morehart, Ray, IF (1924, '26)  
 Moriarty, George, IF (1916)  
 Morman, Russ, IF-OF-DH (1986, '88-89)  
 Morrison, Jim, IF-DH (1979-82)  
 Morrissey, Joseph "Jo Jo," IF (1936)  
 Moses, Gerry, C-IF (1975)  
 Moses, Wally, OF (1942-46)  
 Moss, Les, C (1955-58)  
 Mossi, Don, P (1964)  
 Mostil, Johnny, OF-IF (1918, '21-29)  
 Moulder, Glen, P (1948)  
 Mueller, Bill, OF (1942, '45)  
 Mulleavy, Greg, IF (1930, '32)  
 Mullen, Charlie, IF-OF (1910-11)  
 Mulligan, Eddie, IF (1921-22)  
 Mullins, Fran, IF (1980)  
 Mulrennan, Dominic, P (1921)  
 Mura, Steve, P (1983)  
 Murphy, Danny, P (1969-70)  
 Murphy, Eddie, OF-IF (1915-21)  
 Murray, George, P (1933)  
 Muser, Tony, IF-OF-DH (1971-75)

## N (27)

Nagel, Bill, IF (1945)  
 Nahorodny, Bill, C-IF-DH (1977-79)  
 Naleway, Frank, IF (1924)  
 Nash, Charles "Colton," IF (1967)  
 Neis, Bernie, OF (1927)  
 Nelson, Andy, P (1908)  
 Nelson, Gene, P (1984-86)  
 Nelson, Glenn "Rocky," IF-OF (1951)  
 Nelson, Roger, P (1967)  
 Ness, Jack, IF (1916)  
 Neumeier, Dan, P (1972)  
**Newson, Warren, OF (1991-)**  
 Niarhos, Gus, C (1950-51)  
 Nicholas, Don, OF (1952, '54)  
 Nichols, Reid, OF-IF-DH (1985-86)  
 Nicholson, Dave, OF (1963-65)  
 Nielsen, Scott, P (1987)  
 Nieman, Bob, OF (1955-56)  
 Niemann, Randy, P (1984)  
 Nordbrook, Tim, IF-DH (1977)  
 Nordhagen, Wayne, OF-C-P-DH (1976-81)  
 Norman, Bill, OF (1931-32)  
 Northey, Ron, OF-PH (1955-57)  
 Noyes, Wynn, P (1919)  
 Nyman, Chris, IF-OF-DH (1982-83)  
 Nyman, Jerry, P (1968-69)  
 Nyman, Nyls, OF-DH (1974-77)

## O (21)

O'Brien, Syd, IF (1970)  
 O'Brien, Thomas "Buck," P (1913)  
 Odom, John "Blue Moon," P (1976)  
 Olmstead, Fred, P (1908-11)  
 O'Malley, Tom, IF (1984)  
 O'Neill, Bill, OF (1906)  
 O'Neill, Emmett, P (1946)  
 Orango, Joe, IF (1945)  
 Orta, Jorge, IF-OF-DH (1972-79)  
 Ortiz, Jose, OF (1969-70)  
 Osborn, Dan, P (1975)  
 Osinski, Dan, P (1968)  
 Osteen, Claude, P (1975)  
 Ostergard, Bob "Red," IF-PH (1921)

Ostrowski, John, OF-IF (1949-50)  
 O'Toole, Denny, P (1969-73)  
 O'Toole, Jim, P (1967)  
 Otter, Jim, P (1974-76)  
 Owen, Frank, P (1903-09)  
 Owen, Marv, IF (1938-39)  
 Owens, Frank, C (1909)

## P (57)

Paciorek, Tom, IF-OF-DH (1982-85)  
 Paddock, Del, IF (1912)  
**Pall, Donn, P (1989-)**  
 Papai, Al, P (1955)  
 Papish, Frank, P (1945-48)  
 Parent, Freddy, IF-OF (1908-11)  
 Paris, Kelly, IF-DH (1988)  
 Parsons, Casey, OF-DH (1983-84)  
 Pasek, John, C (1934)  
**Pasqua, Dan, OF-IF-DH (1988-)**  
 Patterson, Hamilton, OF (1909)  
**Patterson, Ken, P (1988-)**  
 Patterson, Reggie, P (1981)  
 Patterson, Roy, P (1901-07)  
 Pavletich, Don, C-IF (1969)  
 Pawlowski, John, P (1987-88)  
 Payne, Fred, C-OF (1909-11)  
 Payne, George, P (1920)  
 Pearson, Ike, P (1948)  
 Peckinpough, Roger, IF (1927)  
 Pence, Elmer, OF (1922)  
 Pence, Russell, P (1921)  
 Perconte, Jack, IF (1986)  
 Perez, Melido, P (1988-)  
 Perkovich, John, P (1950)  
 Perme, Len, P (1942, '46)  
 Perzanowski, Stan, P (1971, '74)  
 Peters, Gary, P (1959-69)  
 Peters, Oscar "Rube," P (1912)  
 Peterson, Adam, P (1987-90)  
 Peterson, Carl "Buddy," IF (1955)  
 Phelps, Ray "Babe," P (1935-36)  
 Philley, Dave, OF-IF (1941, '46-51, '56-57)  
 Phillips, John "Bubba," IF-OF (1958-59)  
 Phillips, Taylor, P (1963)  
 Platt, Wiley, P (1901-02)  
 Pierce, Billy, P (1949-61)  
 Pieretti, Marino, P (1948-49)  
 Piet, Tony, IF (1936-37)  
 Pilarcik, Al, OF (1961)  
 Pinelli, Ralph "Babe," OF (1918)  
 Pitlock, Lee "Skip," P (1974-75)  
 Pizarro, Juan, P (1981-86)  
 Platt, Mikel "Whitey," OF (1946)  
 Pollet, Howard, P (1956)  
 Pomorski, John, P (1934)  
 Porter, Irv, OF (1914)  
 Poser, John, P (1932)  
 Powell, Bob, PR (1955, '57)  
 Pratt, Frank, PH (1921)  
 Priddy, Bob, P (1968-69)  
 Proctor, Ed, P (1923)  
 Proly, Mike, P (1978-80)  
 Pruitt, Ron, OF-C-IF-DH (1980)  
 Pryor, Greg, IF-DH (1978-81)  
 Purdy, Everett, OF (1926)  
 Purtell, Billy, IF (1908-10)

## Q (6)

Qualls, Jim, OF (1972)  
 Qualters, Tom, P (1958)  
 Quillin, Lee, IF (1906-07)  
 Quinlan, Tom "Finners," OF (1915)  
 Quinn, John, P (1918)  
 Quirk, Jamie, C (1984)

## R (68)

Radcliff, Ray "Rip," OF-IF (1934-39)  
 Rader, Don, OF-IF (1913)  
**Radinsky, Scott, P (1990-)**  
 Ragan, Pat, P (1919)  
**Raines, Tim, OF-DH (1991-)**  
 Randall, James "Sap," IF-OF-DH (1988)  
 Rapp, Earl, OF (1949)  
 Rath, Fred, P (1968-69)  
 Rath, Morris, IF (1912-13)  
 Raymond, Claude, P (1959)  
 Redfern, George, IF (1928-29)  
 Redus, Gary, OF-DH (1987-88)  
 Reed, Ron, P (1984)  
 Regan, Phil, P (1972)  
 Reichardt, Rick, OF-IF-DH (1971-73)  
 Reilly, Barney, IF-OF (1909)  
 Renko, Steve, P (1977)  
 Rensa, Tony, C (1937-39)  
 Reuss, Jerry, P (1988-89)  
 Reynolds, Carl, OF (1927-31)  
 Reynolds, Darny, IF (1945)

Rhawn, Bobby, IF (1949)  
 Rhyne, Hal, IF (1933)  
 Ribant, Dennis, P (1968)  
 Richard, Lee "Bee Bee," IF-OF-DH (1971-72, '74-75)  
 Rickert, Marv, OF-IF (1950)  
 Riddle, Johnny, C (1930)  
 Rigney, John, P (1937-42, '46-47)  
 Risberg, Charles "Swede," IF-OF (1917-20)  
 Rivera, Jim "Jungle," OF-IF (1952-81)  
 Riviere, Art "Tink," P (1925)  
 Roberge, Bert, P (1984)  
 Robertson, Charles, P (1919, '22-25)  
 Robidoux, Billy Jo, IF (1989)  
 Robinson, Aaron, C (1948)  
 Robinson, Dewey, P (1979-81)  
 Robinson, Eddie, IF (1950-52)  
 Robinson, Floyd, OF (1960-66)  
 Rock, Les, IF (1936)  
 Rodriguez, Aurelio, IF (1982-83)  
 Rodriguez, Hector, IF (1952)  
 Rogovin, Saul, P (1951-53)  
 Rohe, George, IF-OF (1905-07)  
 Romano, Johnny, C-OF-IF (1958-59, '65-66)  
 Romo, Vicente, P (1971-72)  
 Rondon, Gil, P (1979)  
 Roof, Phil, C (1976)  
 Roselli, Bob, C (1961-62)  
 Rosenberg, Lou, IF (1923)  
 Rosenberg, Steve, P (1988-90)  
 Rosenthal, Larry, OF-IF (1936-41)  
 Ross, Lee "Buck," P (1941-45)  
 Rotblatt, Marv, P (1948, '50-51)  
 Roth, Frank, C (1906)  
 Roth, Robert "Braggo," OF-IF (1914-15)  
 Rothrock, Jack, OF-IF (1932)  
 Rounsaville, Virle "Gene," P (1970)  
 Roush, Eddie, OF (1913)  
 Royster, Jerry, IF-OF (1987)  
 Rudolph, Don, P (1957-59)  
 Ruel, Harold "Muddy," C (1934)  
 Ruffing, Charlie "Red," P-OF (1947)  
 Rush, Bob, P (1960)  
 Russell, Ewell "Reb," P-OF (1913-19)  
 Russell, John, P (1921-22)  
 Ryal, Mark, OF (1985)  
 Ryan, Connie, IF (1953)  
 Ryan, John "Blondy," IF (1930)

## S (133)

Sadowski, Bob, IF (1962)  
 Salas, Mark, C-DH (1988)  
 Salazar, Luis, IF-OF-DH (1985-86)  
 Salkeld, Bill, C (1950)  
 Salvesson, Jack, P (1935)  
 Santo, Ron, IF-DH (1974)  
 Sawatski, Carl, C (1954)  
 Sawyer, Rick, P (1975)  
 Scala, Jerry, OF (1948-50)  
 Scarbery, Randy, P (1979-80)  
 Scarborough, Rae, P (1950)  
 Schaefer, Jeff, IF (1989)  
 Schaffer, Jimmie, C (1965)  
 Schalk, Ray "Cracker," C (1912-28)  
 Schalk, Roy, IF (1944-45)  
 Schaller, Walter "Biff," OF (1913)  
 Schlueter, Norm, C (1938-39)  
 Schmidt, Dave, P (1986)  
 Schreckengost, Ossee, C (1908)  
 Schrieber, Hank, OF (1914)  
 Schueler, Ron, P (1978-79)  
 Schultz, Webb, P (1924)  
 Schupp, Ferdie, P (1922)  
 Score, Herb, P (1960-62)  
 Scott, Jim "Death Valley," P (1909-17)  
 Scott, Everett "Deacon," IF (1926)  
 Scroggins, Jim, P (1913)  
 Seavage, Ray, P (1986-87)  
 Seaver, Tom, P (1984-86)  
 Seorist, Don, P (1969-70)  
 Seeds, Bob, OF (1932)  
 Seeray, Pat, OF (1948-49)  
 Segura, Jose, P (1988-89)  
 Seilheimer, Rick, C (1980)  
 Selph, Carey, IF (1932)  
 Sewell, Luke, C (1935-38)  
 Sharp, Bill, OF-DH (1973-75)  
 Shaw, Al, C (1908)  
 Shaw, Bob, P (1958-61)  
 Shea, Merv, C (1934-37)  
 Sheely, Earl, IF (1921-27)  
 Sheely, Hollis "Bud," P (1951-53)  
 Shellenback, Frank, P (1918-19)  
 Shipley, Joe, P (1963)  
 Shires, Art, IF (1928-30)  
 Shook, Ray, PH (1916)  
 Shores, Bill, P (1936)  
 Short, Dave, OF (1940-41)  
 Shoun, Clyde, P (1949)

Shugarts, Frank, IF (1901)  
 Sievers, Roy, IF-OF (1960-61)  
 Sigafos, Frank, IF (1929)  
 Silvestri, Ken, C (1939-40)  
 Sima, Al, P (1954)  
 Simmons, Al, OF (1933-35)  
 Simons, Mel, OF (1931-32)  
 Simpson, Harry, OF-IF (1959)  
 Sisk, Tom, P (1970)  
 Siwy, Jim, P (1982-84)  
 Sketchley, Harry "Bud," OF (1942)  
 Skinner, Joel, C (1983-86)  
 Skizas, Lou, OF (1959)  
 Skopec, John, P (1901)  
 Skowron, Bill "Moose," IF (1964-67)  
 Smalley, Roy, IF (1984)  
 Slattery, John, P (1903)  
 Smaza, Joe, OF (1946)  
 Smith, Al, OF-IF (1958-62)  
 Smith, Art, P (1932)  
 Smith, Charley, IF (1962-64)  
 Smith, Clarence "Popboy," P (1913)  
 Smith, Edgar "Gorby," P (1939-43, '47)  
 Smith, Ernie, IF (1930)  
 Smith, Frank, P (1904-10)  
 Smith, Harry, P (1912)  
 Smith, Robert, P (1913)  
 Snipes, Wyatt "Roxy," PH (1923)  
 Snyder, Cory, OF (1991)  
 Snyder, Russ, OF (1968)  
 Soderholm, Eric, IF-DH (1977-79)  
 Solomon, Eddie, P (1982)  
 Solters, Julius "Moose," OF (1940-41, '43)  
**Sosa, Sammy, OF-DH (1989- )**  
 Souchock, Steve, OF-IF (1949)  
 Speer, Floyd, P (1943-44)  
 Spence, Bob, IF (1969-71)  
 Spencer, Jim, IF-DH (1976-77)  
 Spencer, Tom, OF-DH (1978)  
 Spiezio, Ed, IF (1972)  
 Spillner, Dan, P (1984-85)  
 Squires, Mike, IF-OF-C-P-DH (1975, '77-85)  
 Staehle, Marv, IF (1964-67)  
 Staley, Gerry, P (1956-61)  
 Stange, Lee, P (1970)  
 Stanka, Joe, P (1959)  
 Stanton, Mike, P (1985)  
 Stark, Matt, DH (1990)  
 Steengrafe, Milton, P (1924, '26)  
 Stegman, Dave, OF-DH (1983-84)  
 Stein, Bill, IF-OF-DH (1974-76)  
 Steinbacher, Henry, OF (1937-39)  
 Stephens, Gene, OF (1963-64)  
 Stephens, Vern, IF (1953, '55)  
 Stephenson, Joe, C (1947)  
 Stewart, Eddie "Bud," OF (1951-54)  
 Stewart, Frank, P (1927)  
 Stewart, Jimmy, OF-IF (1967)  
 Stillman, Royle, OF-IF-DH (1977)  
 Stine, Lee, P (1934-35)  
 Stobbs, Chuck, P (1952)  
 Stoddard, Tim, P (1975)  
 Stone, Dean, P (1962)  
 Stone, Steve, P (1973, '77-78)  
 Stoneham, John, OF (1933)  
 Strahs, Dick, P (1954)  
 Strang, Sammy, IF (1902)  
 Stratton, Monty, P (1934-38)  
 Stricklett, Elmer, P (1904)  
 Striker, Jake, P (1960)  
 Stroud, Ed, OF (1966-67, '71)  
 Strunk, Amos, OF-IF (1920-24)  
 Stumpf, George, OF (1936)  
 Sugden, Joe, C-IF (1901)  
 Sullivan, Billy Sr., C-IF-OF (1901-12, '14)  
 Sullivan, Billy, Jr., C-IF-OF (1931-33)  
 Sullivan, John, P (1919)  
 Surkont, Max, P (1949)  
 Suter, Harry "Rube," P (1909)  
 Sutherland, Leo, OF (1980-81)  
 Swanson, Evar, OF (1932-34)  
 Swanson, Karl, IF (1928-29)  
 Swentor, Augie, C (1922)  
 Swift, Bill, P (1943)

## T [37]

Taitt, Doug, OF (1929)  
 Talbot, Fred, P (1963-64)  
 Tankersley, Leo, C (1925)  
 Tannehill, Lee, IF (1903-12)  
 Tanner, Bruce, P (1985)  
 Tate, Bennie, C (1930-32)  
 Tatum, Ken, P (1974)  
 Tauby, Fred, OF (1935)  
 Taylor, Leo, PH (1923)  
 Taylor, Wiley, P (1912)  
 Terry, Zeb, IF (1916-17)  
**Thigpen, Bobby, P (1986- )**  
**Thomas, Frank, IF-DH (1990- )**

Thomas, Leo, IF (1952)  
 Thomas, Tommy, P (1926-32)  
 Thompson, John, P (1921)  
 Thompson, Tommy, OF-IF (1938-39)  
 Thurston, Hollis "Sloppy," P (1923-26)  
 Tidrow, Dick "Dirt," P (1983)  
 Tiefenthaler, Verle, P (1962)  
 Tietje, Les, P (1933-36)  
 Tipton, Joe, C (1949)  
 Tolleson, Wayne, IF (1986)  
 Torgeson, Earl, IF (1957-61)  
 Torrealba, Pablo, P (1978-79)  
 Torres, Rusty, OF (1978-79)  
 Touchstone, Clay, P (1945)  
 Towne, Jay "Babe," C (1906)  
 Tresh, Mike, C (1938-48)  
 Trosky, Hal, Jr., P (1958)  
 Trosky, Hal, Sr., IF (1944, '46)  
 Trout, Steve, P (1978-82)  
 Trucks, Virgil, P (1953-55)  
 Tucker, Thurman, OF (1942-44, '46-47)  
 Turner, Jerry, OF (1981)  
 Turner, Tom, C (1940-44)  
 Twombly, Cy, P (1921)

## U [4]

Uhalt, Bernie "Franchy," OF (1934)  
 Uhle, Bob, P (1938)  
 Uhlir, Charlie, OF (1934)  
 Upshaw, Cecil, P (1975)

## V [10]

Valentinetti, Vito, P (1954)  
 Vance, Joe, P (1935)  
 Varney, Pete, C-DH (1973-76)  
 Veltman, Art, IF (1926)  
**Ventura, Robin, IF (1989- )**  
 Verhoeven, John, P (1977)  
 Vinson, Ernie "Rube," OF (1906)  
 Von Kolnitz, Alfred "Fritz," IF (1916)  
 Voss, Bill, OF (1965-68)  
 Vuckovich, Pete, P (1975-76)

## W [74]

Wade, Jake, P (1942-44)  
 Wagner, Leon, OF (1968)  
 Wakamatsu, Don, C (1991)  
 Walker, Fred "Dixie," OF (1936-37)  
 Walker, Gerry "Gee," OF (1938-39)  
 Walker, Greg, IF-DH (1982-80)  
 Wallaesa, Jack, IF-OF (1947-48)  
 Walsh, Ed, P (1928-30, '32)  
 Walsh, Ed "Big Ed," P (1904-16)  
**Wapnick, Steve, P (1991- )**  
 Ward, Aaron, IF (1927)  
 Ward, Pete, IF-OF (1963-69)  
 Washington, Claudell, OF-DH (1978-79)  
 Washington, Sloane "George," OF (1935-36)  
 Watwood, John, OF-IF (1929-32)  
 Way, Bob, IF (1927)  
 Weaver, Art, C (1908)  
 Weaver, Floyd, P (1970)  
 Weaver, George "Buck," IF (1912-20)  
 Webb, Earl, OF-IF (1933)  
 Webb, Jim "Skeeter," IF (1940-44)  
 Wehde, Wilbur "Biggs," P (1930-31)  
 Wehrmeister, Dave, P (1985)  
 Weigel, Ralph, C-OF (1948)  
 Weiland, Bob, P (1928-31)  
 Weiland, Ed, P (1940, '42)  
 Weis, Al, IF-OF (1962-67)  
 Welday, Mike, OF (1907-09)  
 Wells, Leo, IF (1942-46)  
 West, Sammy, OF (1942)  
 Wheeler, Don, C (1949)  
 White, Ed, OF (1955)  
 White, Guy "Doc," P-OF-IF (1903-13)  
 Whitehead, John "Porkchops," P (1935-39)  
 Whitman, Frank, IF (1946-48)  
 Widmar, Al, P (1952)  
 Wieneke, John, P (1921)  
 Wight, Bill, P (1948-50)  
 Wiles, Randy, P (1977)  
 Wilhelm, Hoyt, P (1963-68)  
 Wilkinson, Roy, P (1919-22)  
 Willard, Jerry, C (1990)  
 Williams, Claude "Lefty," P (1916-20)  
 Williams, Eddie, IF (1989)  
 Williams, Kenny, OF-IF-DH (1986-88)  
 Williams, Walt "No-Neck," OF-IF (1967-72)  
 Williamson, Al, P (1928)  
 Willingham, Tom "Hugh," IF (1930)  
 Willis, Carl, P (1988)  
 Wills, Ted, P (1965)  
 Willoughby, Jim, P (1978)  
 Willson, Frank "Kid," OF (1918, '27)



Wilson, Bill, OF (1950, '53-54)  
 Wilson, Bob "Red," C (1951-54)  
 Wilson, Jim, P (1956-58)  
 Wilson, Roy, P (1912-14)  
 Wilson, Teddy, OF-IF (1952)  
 Winn, Jim, P (1987)  
 Wirtz, Elwood "Kettle," C (1924)  
 Wise, Archie, P (1932)  
 Wolfe, Roy "Polly," OF (1912, '14)  
 Wolfgang, Melle, P (1914-18)  
 Wood, Wilbur, P (1967-78)  
 Woodard, Mike, IF-DH (1988)  
 Woodward, Frank, P (1923)  
 Wortham, Richard "Tex," P (1978-80)  
 Worthington, Al, P (1960)  
 Wright, Ed "Ceylon," IF (1916)  
 Wright, Glenn, IF (1935)  
 Wright, Taft "Taffy," OF (1940-42, '46-48)  
 Wynne, Billy, P (1968-70)

## Y (5)

Yancy, Hugh, IF-DH (1972, '74, '76)  
 Yankowski, George, C (1949)  
 Yaryan, Clarence "Yam," C (1921-22)  
 York, Rudy, IF (1947)  
 Young, Irv, P (1910-11)

## Z (6)

Zanni, Dom, P (1962-63)  
 Zarilla, Al, OF (1951-52)  
 Zeider, Rollie, IF (1910-13)  
 Zernial, Gus, OF (1949-51)  
 Zisk, Richie, OF-DH (1977)  
 Zwilling, Ed "Dutch," OF (1910)

### Acquisition History

#### Amateur Free Agent Draft: (13)

Player	Draft	Round
Wayne Edwards	June, 1985	10th
Alex Fernandez	June, 1990	First (fourth overall)
Ron Karkovice	June, 1982	First (14th overall)
Derek Lee	June, 1988	42nd
Jack McDowell	June, 1987	First (fifth overall)
Matt Merullo	June, 1986	Seventh
Donn Pall	June, 1985	23rd
Greg Perschke	June, 1989	24th
Scott Radinsky	June, 1986	Third
Johnny Ruffin	June, 1988	Fourth
Bobby Thigpen	June, 1985	Fourth
Frank Thomas	June, 1989	First (seventh overall)
Robin Ventura	June, 1988	First (10th overall)

#### Acquired by Trade: (17)

Player	From	Date	Along With	In Exchange For
Wilson Alvarez	Texas	7/29/89	Sammy Sosa Scott Fletcher	Harold Baines Fred Manrique
Esteban Beltre	Milwaukee	5/23/91		John Cangelosi
Jeff Carter	Montreal	12/24/90	Tim Raines Mario Brito	Ivan Calderon Bary Jones
Joey Cora	San Diego	3/31/91	Warren Newson Kevin Garner	Adam Peterson Steve Rosenberg
Brian Drahman	Milwaukee	7/31/89		Jerry Reuss
Ozzie Guillen	San Diego	12/6/84	Tim Lollar Bill Long Luis Salazar	LaMarr Hoyt Todd Simmons Kevin Kristan
Roberto Hernandez	California	8/3/89		Mark Davis
Greg Hibbard	Kansas City	12/10/87	John Davis Melido Perez Chuck Mount	Floyd Bannister Dave Cochrane
Lance Johnson	St. Louis	2/9/88	Rick Horton	Jose DeLeon
Warren Newson	San Diego	3/31/9	Joey Cora Kevin Garner	Adam Peterson Steve Rosenberg
Dan Pasqua	New York-AL	11/13/87	Steve Rosenberg Mark Salas	Richard Dotson Scott Nielsen
Ken Patterson	New York-AL	8/26/87	Jeff Pries	Jerry Royster Mike Soper
Tim Raines	Montreal	12/24/90	Jeff Carter Mario Brito	Ivan Calderon Bary Jones
Steve Sax	New York-AL	1/10/92	Cash Considerations	Melido Perez Bob Wickman
Rich Scheid	Chicago-NL	12/22/89		Domingo Jean
Sammy Sosa	Texas	7/29/89	Wilson Alvarez Scott Fletcher	Chuck Mount Harold Baines
Steve Wapnick	Toronto	9/5/91	Shawn Jeter	Fred Manrique Cory Snyder

#### Claimed on Waivers: (1)

Player	From	Date
Michael Huff	Cleveland	7/12/91

#### Signed as a Non-drafted Free Agent: (3)

Player	Date
Ramon Garcia	1987
Craig Grebeck	8/13/86
Norberto Martin	3/27/84

#### Signed as a Free Agent: (4)


Player	Date
Carlton Fisk	3/10/81
Charlie Hough	12/20/90
Bo Jackson	4/3/91
Kirk McCaskill	12/28/91

#### Signed as a Minor-League Free Agent: (1)

Player	Date
Chris Howard	1/27/91

# RECORDS

---



*Frank Thomas set a White Sox record with 138 walks in 1991, passing Lu Blue's 60-year-old mark of 127.*

# ALL-TIME RECORDS

Games Played:	*14,132
Games Won:	7,048
Games Lost:	**6,983
Games Tied:	98

\* Three games ordered replayed: 1915 (1), 1939 (1), 1940 (1).

\*\* Three games forfeited (May 2, 1901 vs. Detroit; April 26, 1925 vs. Cleveland; July 12, 1979 vs. Detroit).

## *Versus Current Opponents*

Opponent	Years	Won	Lost	Tied	Pct.
Baltimore	1954-	265	298	4	.471
Boston	1901-	839	868	11	.492
Cleveland	1901-	870	843	17	.508
Detroit	1901-	817	894	15	.477
Milwaukee	1970-	140	127	0	.524
New York	1903-	730	944	12	.436
Toronto	1977-	81	96	0	.458
Calif./L.A.	1961-	246	241	1	.505
Kansas City	1969-	158	173	0	.477
Minnesota	1961-	217	259	2	.456
Oakland	1968-	179	178	0	.501
Seattle	1977-	108	84	0	.563
Texas	1972-	150	130	3	.536

## *Versus Defunct Teams*

Opponent	Years	Won	Lost	Tied	Pct.
Baltimore	1901-02	25	12	2	.676
Milwaukee	1901	16	4	0	.800
St. Louis	1902-53	619	491	13	.558
Philadelphia	1901-54	589	585	6	.502
Kansas City	1955-67	166	92	0	.643
Washington	1901-60	714	585	12	.550
Washington	1961-71	109	71	0	.605
Seattle	1969	10	8	0	.555

## *Versus 1900 Teams*

*(AL Designated A Minor League)*

Opponent	Won	Lost	Tied	Pct.
Buffalo	11	9	0	.555
Cleveland	13	7	1	.650
Detroit	10	10	0	.500
Indianapolis	12	5	0	.706
Kansas City	7	13	0	.350
Milwaukee	12	6	1	.667
Minnesota	17	3	0	.850
Totals	82	53	2	.607

## *Best Single-Season Records vs. AL*

East Division	Year	Record
Baltimore	1954	15-7
Boston	1906	18-4
Cleveland	1941	17-5
Detroit	1920	19-3
Milwaukee	1989, '90	10-2
New York	1990	10-2
Toronto	1977	8-3

West Division	Year	Record
Calif./L.A.	1980, '83	10-3
Kansas City	1983, '90	9-4
Minnesota	1977	10-5
Oakland	1977	10-5
Seattle	1983	12-1
Texas	1972	14-4

### *Best Single-Season Records vs. Defunct Teams*

Club	Year	Record
Baltimore	1901	14-4
Milwaukee	1901	16-4
St. Louis	1915, '37, '39	18-4
Philadelphia	1909	19-3
Kansas City	1964	16-2
Washington (1901-60)	1909	19-3
Washington (1961-71)	1961, '63, '65	13-5
Seattle	1969	10-8

## **TEAM RECORDS**

### *Top Home Records*

Wins	Year	Percentage	Year
57	1917	.740 (57-20)	1917
55	1972	.705 (55-23)	1972
55	1983	.701 (54-23)	1906
54	1906	.684 (52-24)	1920
53	1961	.679 (55-26)	1983

### *Top Road Records*

Wins	Year	Percentage	Year
49	1954	.636 (49-28)	1954
48	1953	.623 (48-29)	1953
47	1965	.610 (47-30)	1959
47	1959	.610 (47-30)	1951
47	1951	.584 (45-32)	1957

### *Top Records vs. AL East*

Wins	Year	Percentage	Year
49	1982	.583 (49-35)	1982
47	1990	.560 (47-37)	1990
45	1991	.542 (39-33)	1977
44	1983	.536 (45-39)	1991
42	1985	.524 (44-40)	1983

### *Top Records vs. AL West*

Wins	Year	Percentage	Year
55	1983	.705 (55-23)	1983
51	1977	.603 (47-31)	1990
48	1978	.585 (48-34)	1972
48	1972	.567 (51-39)	1977
48	1971	.551 (43-35)	1985

## *Top Records vs. Left-handers* (Since 1952)

Wins	Year	Percentage	Year
40	1990	.667 (30-15)	1954
40	1964	.661 (37-19)	1983
37	1983	.615 (40-25)	1990
35	1963	.615 (24-15)	1955
32	1956	.610 (25-16)	1959

## *Top Records vs. Right-handers* (Since 1952)

Wins	Year	Percentage	Year
71	1961	.637 (65-37)	1953
71	1960	.625 (65-39)	1972
69	1959	.624 (58-35)	1964
68	1965	.613 (68-43)	1965
66	1991	.611 (69-44)	1959
66	1962		

## *Top Day Records* (Since 1952)

Wins	Year	Percentage	Year
65	1954	.649 (48-26)	1965
64	1957	.647 (33-18)	1983
62	1959	.633 (62-36)	1959
60	1955	.627 (64-38)	1957
60	1953	.615 (24-15)	1981

## *Top Night Records* (Since 1952)

Wins	Year	Percentage	Year
72	1990	.689 (31-14)	1955
66	1983	.605 (46-30)	1960
64	1991	.604 (29-19)	1954
64	1982	.602 (50-33)	1964
57	1985	.596 (53-36)	1963

## *Top One-Run Game Records* (Since 1952)

Wins	Year	Percentage	Year
38	1972	.700 (35-15)	1959
38	1967	.655 (38-20)	1972
35	1959	.622 (28-17)	1983
33	1965	.608 (31-20)	1964
32	1991	.603 (38-25)	1967

## *Top Extra-Inning Records* (Since 1952)

Wins	Year	Percentage	Year
15	1991	.800 (12-3)	1959
15	1965	.733 (11-4)	1985
14	1966	.727 (8-3)	1983
12	1967	.692 (9-4)	1962
12	1964	.667 (10-5)	1964
12	1959	.667 (10-5)	1960

## *Best Homestands* (Since 1951)

Percentage	Dates	Opponents
1.000 (7-0)	September 5-11, 1983	Oak., Cal.
1.000 (7-0)	April 18-26, 1972	Tex., K.C., Cle.
1.000 (7-0)	May 12-16, 1965	K.C., L.A.
1.000 (6-0)	July 13-19, 1989	Mil., N.Y.
.938 (15-1)	June 13-25, 1961	L.A., Min., Cle., Wash., Del.
.917 (11-1)	July 21-August 4, 1959	Bos., Bal., N.Y., Wash.
.875 (7-1)	May 17-23, 1976	Cal., Minn., Oak.
.857 (12-2)	June 15-27, 1956	Wash., N.Y., Bos., Bal., Cle.
.857 (6-1)	September 14-20, 1987	Min., Sea.
.857 (6-1)	August 26-Sept. 1, 1983	Bos., Tex., K.C.
.857 (6-1)	August 9-14, 1982	Bal., N.Y.
.857 (6-1)	June 27-July 3, 1977	Det., K.C., Tex.
.857 (6-1)	May 1-8, 1973	Bal., N.Y., Bos.

## *Best Roadtrips* (Since 1951)

Percentage	Dates	Opponents
1.000 (11-0)	May 15-27, 1951	Bos., N.Y., Wash., Phi., Cle.
1.000 (6-0)	June 22-27, 1990	Oak., Cal.
1.000 (6-0)	April 11-17, 1982	N.Y., Bos., Bal.
.909 (10-1)	August 13-22, 1965	Bos., Wash., K.C.
.857 (6-1)	April 8-17, 1991	Bal., Det., N.Y.
.857 (6-1)	August 10-16, 1962	K.C., Cle.
.846 (11-2)	June 16-28, 1953	Wash., Phi., N.Y., Bos.
.833 (10-2)	May 10-27, 1957	Det., Wash., Bal., Bos., N.Y., Cle.
.833 (5-1)	June 8-13, 1990	Min., Sea.
.833 (5-1)	May 7-12, 1982	Det., Tor.
.833 (5-1)	June 24-29, 1980	Cal., Oak.
.833 (5-1)	July 4-10, 1977	Sea., Det.
.833 (5-1)	August 4-8, 1971	Cal., Oak.
.833 (5-1)	April 13-19, 1962	K.C., L.A.

## *Season Home Sweeps* (Since 1951)

Record	Year	Opponent
6-0	1990	Kansas City
6-0	1989	Milwaukee
6-0	1984	Cleveland
7-0	1983	Seattle
6-0	1982	Baltimore
6-0	1972	Milwaukee
9-0	1965	California
9-0	1964	Kansas City A's
11-0	1960	Boston

## *Season Road Sweeps* (Since 1951)

Record	Year	Opponent
6-0	1990	Milwaukee
6-0	1980	California

## *Top Monthly Records (Since 1951)*

Wins	Month	Percentage	Month
22	September, 1983	.800 (20-5)	May, 1951
22	August, 1983	.786 (22-6)	July, 1977
22	July, 1977	.786 (22-6)	September, 1983
22	August, 1965	.786 (22-6)	September, 1964
22	September, 1964	.741 (20-7)	July, 1959
22	June, 1961		
22	August, 1956		

## *Top April Records (Since 1951)*

Wins	Year	Percentage	Year
12	1980	.769 (10-3)	1966
11	1991	.667 (12-6)	1980
11	1988	.667 (10-5)	1973
11	1982	.647 (11-6)	1991
11	1981	.647 (11-6)	1981
11	1962		

## *Top May Records (Since 1951)*

Wins	Year	Percentage	Year
20	1963	.800 (20-5)	1951
20	1951	.667 (16-8)	1967
19	1965	.667 (18-9)	1957
19	1954	.655 (19-10)	1954
18	1990	.643 (18-10)	1990
18	1957		

## *Top June Records (Since 1951)*

Wins	Year	Percentage	Year
22	1961	.786 (22-6)	1961
21	1956	.700 (21-9)	1956
21	1964	.643 (18-10)	1983
18	1983	.636 (21-12)	1964
18	1967	.630 (17-10)	1990
18	1963		
18	1954		

## *Top July Records (Since 1951)*

Wins	Year	Percentage	Year
22	1977	.786 (22-6)	1977
20	1960	.741 (20-7)	1959
20	1959	.704 (19-8)	1991
20	1955	.690 (20-9)	1960
20	1953	.667 (20-10)	1953



## *Top August Records (Since 1951)*

Wins	Year	Percentage	Year
22	1983	.724 (21-8)	1954
22	1965	.710 (22-9)	1983
22	1956	.700 (21-9)	1959
21	1966	.667 (18-9)	1972
21	1959	.667 (20-10)	1958
21	1954	.667 (22-11)	1956

## *Top September Records (Since 1951)*

Wins	Year	Percentage	Year
22	1983	.786 (22-6)	1983
22	1964	.786 (22-6)	1964
19	1987	.679 (19-9)	1987
18	1990	.667 (18-9)	1963
18	1985	.621 (18-11)	1990
18	1963	.621 (18-11)	1985

## *Season Records*

**Most runs:** 920 (1936)  
**Most hits:** 1597 (1936)  
**Most bases on balls:** 702 (1949)  
**Highest batting average:** .295 (1920)  
**Lowest batting average:** .211 (1910)  
**Most .300 hitters (based on 300 ABs):** 5 (1920, '24, '36, '37)  
**Most singles:** 1199 (1936)  
**Most doubles:** 314 (1926)  
**Most triples:** 102 (1915)  
**Most home runs:** 192 (1977)  
**Most consecutive games/home runs:** 16 (32 home runs) (1987)  
**Most grand slam home runs:** 7 (1961)  
**Most pinch hit home runs:** 9 (1984)  
**Highest slugging percentage:** .444 (1977)  
**Most RBI:** 862 (1936)  
**Most stolen bases:** 280 (1901)  
**Fewest stolen bases:** 19 (1950)  
**Most passed balls:** 45 (1965)  
**Most errors:** 345 (1901)  
**Most consecutive errorless games:** 9 (1955, '64)  
**Fewest errors:** 107 (1957)  
**Highest fielding average:** .982 (1954, '57, '62)  
**Most double plays:** 187 (1970, '74)  
**Most walks issued:** 734 (1950)  
**Fewest walks issued:** 255 (1906)  
**Most strikeouts:** 1023 (1985)  
**Most saves:** 68 (1990)  
**Most shutouts:** 32 (1906)  
**Highest earned run average:** 5.41 (1934)  
**Lowest earned run average:** 1.99 (1905)  
**Most at-bats:** 5633 (1977)  
**Most total bases:** 2502 (1977)  
**Most sacrifice flies:** 63 (1977)  
**Most complete games:** 134 (1904)  
**Best home record:** 57-20 (1917)  
**Best road record:** 49-28 (1954)

## Single-Game Records

**Runs:** 29, April 23, 1955 at Kansas City\*

**Runs (Inning):** 13, 4th, September 26, 1943 vs. Washington

**Hits:** 29, April 23, 1955 at Kansas City

**Left on base:** 18, September 28, 1974 at Oakland

**Double plays:** 6, September 2, 1973 vs. California

**Triples:** 6, September 9, 1901 (second game) vs. Boston; September 15, 1901 vs. Milwaukee; September 17, 1920 vs. New York

**Home runs:** 7, April 23, 1955 at Kansas City

**Pinch hit home runs:** 2, July 6, 1980 vs. Oakland (L. Johnson, G. Pryor)

**Grand slams:** 2, May 1, 1901 vs. Detroit (MacFarland, Hoy)

**Stolen bases:** 7, May 7, 1919 vs. Detroit

**Shortest game:** 1:08, August 29, 1915, Chicago 5, Philadelphia 0

\*Denotes American League record

## INDIVIDUAL RECORDS

---

### Single-Game

**Hits:** 6, Floyd Robinson, July 22, 1962 vs. Boston; Rip Radcliff, July 18, 1936 vs. Philadelphia; Hank Steinbacher, June 22, 1938 vs. Washington

**Doubles:** 4, Mike Kreevich, September 4, 1937; Marv Owen, April 23, 1939 vs. St. Louis

**Triples:** 2, last Lance Johnson, September 2, 1991 vs. Kansas City

**Home runs:** 4, Pat Seerey, July 18, 1948 at Philadelphia

**RBI:** 8, Carl Reynolds, July 2, 1930 at New York; Tommy McCraw, May 24, 1967 at Minnesota; Jim Spencer (twice), May 14, 1977 vs. Cleveland and July 2, 1977 vs. Minnesota

**Stolen bases:** 4, George Davis, June 14, 1905; Jimmy Callahan, September 16, 1905 vs. St. Louis

**Walks:** 5, Tony Muser, July 3, 1973 at Texas

**Strikeouts (pitcher):** 16, Jack Harshman, July 25, 1954

**Consecutive strikeouts (pitcher):** 7, Joe Cowley, May 28, 1986 at Texas\*

**Walks (pitcher):** 12, Vallie Eaves, April 22, 1940 vs. Detroit

\*Denotes American League record to begin a game

### Single-Season Batting

**Most games:** 163, Greg Walker (1985), Don Buford (1963)

**Most at-bats:** 649, Nellie Fox (1956)

**Most runs:** 135, John Mostil (1925)

**Most hits:** 222, Eddie Collins (1920)

**Most singles:** 169, Eddie Collins (1920)

**Most doubles:** 45, Floyd Robinson (1962)

**Most triples:** 21, Joe Jackson (1916)

**Most home runs:** 37, Carlton Fisk (1985), Dick Allen (1972)

**Most right-handed home runs:** 37, Carlton Fisk (1985), Dick Allen (1972)

**Most left-handed home runs:** 31, Oscar Gamble (1977)

**Most road home runs:** 19, Eddie Robinson (1951)

**Most rookie home runs:** 35, Ron Kittle (1983)

**Most home runs, one month:** 13, Dick Allen (1972)

**Most grand slam home runs:** 3, Pete Ward (1964)

**Most total bases:** 336, Joe Jackson (1920)

**Most sacrifice hits:** 44, Buck Weaver (1916)

**Most sacrifice flies:** 12, Minnie Minoso (1961)

**Most stolen bases:** 77, Rudy Law (1983)

**Most times caught stealing:** 29, Eddie Collins (1923)

**Most bases on balls:** 138, Frank Thomas (1991)

**Most strikeouts:** 175, Dave Nicholson (1963)  
**Fewest strikeouts:** 11, Nellie Fox (1958)  
**Most times hit by pitch:** 23, Minnie Minoso (1956)  
**Most runs batted in:** 138, Zeke Bonura (1936)  
**Highest batting average:** .388, Luke Appling (1936)  
**Highest slugging percentage:** .603, Dick Allen (1972)  
**Longest hitting streak:** 27 games, Luke Appling (1936)  
**Grounded into most double plays:** 27, Sherm Lollar (1959)  
**Grounded into fewest double plays:** 3, Don Buford (1966-67), Tony Lupien (1948)  
**Most pinch hits:** 21, Smoky Burgess (1966)  
**Most pinch-hit home runs:** 3, Oscar Gamble (1977), Ron Northey (1956), John Romano (1959)

## *Single-Season Pitching*

**Most games:** 88, Wilbur Wood (1968)  
**Most games, left-hander:** 88, Wilbur Wood (1968)  
**Most games, right-hander:** 82, Eddie Fisher (1965)  
**Most games started:** 49, Wilbur Wood (1972), Ed Walsh (1908)  
**Most complete games:** 42, Ed Walsh (1908)  
**Most games finished:** 73, *Bobby Thigpen (1990)*  
**Most games finished, left-hander:** 62, Wilbur Wood (1970)  
**Most games finished, right-hander:** 73, *Bobby Thigpen (1990)*  
**Most innings:** 464, Ed Walsh (1908)  
**Most wins:** 40, Ed Walsh (1908)  
**Most wins by a rookie:** 21, Reb Russell (1913)  
**Most losses:** 25, Patrick Flaherty (1903)  
**Highest winning percentage:** .842, Sandy Consuegra (16-3, 1954)  
**Most consecutive wins:** 13, LaMarr Hoyt (1983)  
**Most consecutive wins at the start of a season:** 9, LaMarr Hoyt (1982), Orval Grove (1943), Lefty Williams (1917)  
**Most consecutive losses:** 14, Howard Judson (1949)  
**Most saves:** 57, *Bobby Thigpen (1990)*  
**Most bases on balls:** 147, Vern Kennedy (1936)  
**Most strikeouts:** 269, Ed Walsh (1908)  
**Most strikeouts, nine-inning game:** 16, Jack Harshman (July 25, 1954)  
**Most shutouts:** 12, Ed Walsh (1908)  
**Most 1-0 shutouts won:** 5, Reb Russell (1913)  
**Most shutouts lost:** 8, Ed Walsh (1907), Patsy Flaherty (1903)  
**Most 1-0 shutouts lost:** 4, Billy Pierce (1955)  
**Most batters faced:** 1690, Ed Walsh (1908)  
**Most runs:** 182, Dickie Kerr (1921)  
**Most earned runs:** 162, Dickie Kerr (1921)  
**Most hits:** 381, Wilbur Wood (1973)  
**Most hit batsmen:** 16, Jim Scott (1909)  
**Most wild pitches:** 17, Tommy John (1970)  
**Most home runs:** 33, Billy Pierce (1958)  
**Lowest earned run average:** 1.52, Doc White (1906)  
**Most consecutive scoreless innings:** 45, Doc White (1904)

## *Career Batting*

**Most years:** 20, Luke Appling  
**Most at bats:** 8857, Luke Appling  
**Most runs:** 1319, Luke Appling  
**Most hits:** 2749, Luke Appling  
**Most singles:** 2162, Luke Appling  
**Most doubles:** 440, Luke Appling  
**Most triples:** 104, Nellie Fox, Shano Collins  
**Most home runs:** 210, *Carlton Fisk*  
**Most right-handed home runs:** 210, *Carlton Fisk*  
**Most left-handed home runs:** 186, Harold Baines  
**Most career grand slam home runs:** 5, Harold Baines  
**Most total bases:** 3528, Luke Appling  
**Most stolen bases:** 366, Eddie Collins  
**Most bases on balls:** 1302, Luke Appling

**Most runs batted in:** 1116, Luke Appling

**Most pinch hits:** 87, Jerry Hairston

## *Career Pitching*

**Most years:** 21, Ted Lyons

**Most games:** 669, Red Faber

**Most innings:** 4161, Ted Lyons

**Most wins:** 260, Ted Lyons

**Most years with 20 or more wins:** 4, Wilbur Wood, Red Faber, Ed Walsh

**Most losses:** 230, Ted Lyons

**Most consecutive wins:** 15, LaMarr Hoyt (1983-84)

**Most bases on balls:** 1213, Red Faber

**Most strikeouts:** 1796, Billy Pierce

**Most shutouts:** 57, Ed Walsh

**Most 1-0 shutouts:** 13, Ed Walsh

**Most shutout losses:** 8, Ed Walsh (1907), Patsy Flaherty (1903)

## **SINGLE-SEASON BATTING LEADERS**

### *Average*

.388	Luke Appling	1936
.382	Joe Jackson	1920
.369	Eddie Collins	1920
.360	Eddie Collins	1923
.359	Carl Reynolds	1930
.352	Bibb Falk	1924
.351	Joe Jackson	1919
.349	Eddie Collins	1924
.348	Luke Appling	1940
.346	Eddie Collins	1925

### *Games*

163	Greg Walker	1985
	Don Buford	1966
162	Jim Morrison	1980
	Ken Henderson	1974
	Ron Hansen	1965
161	Dave Gallagher	1989
	Harold Baines	1982
160	Lance Johnson	1991
	Ozzie Guillen	1990
	Harold Baines	1985
	Steve Kemp	1982
	Tommie Agee	1966
159	Ozzie Guillen	1986
	Nellie Fox	1961

### *At Bats*

649	Nellie Fox	1956
648	Nellie Fox	1952
640	Harold Baines	1985
636	Jorge Orta	1976
	Nellie Fox	1955
631	Nellie Fox	1954
630	Buck Weaver	1920
629	Tommie Agee	1966
625	Luis Aparicio	1961
624	Nellie Fox	1959
	Nellie Fox	1953

### *Runs*

135	John Mostil	1925
120	Zeke Bonura	1936
	Rip Radcliff	1936
	John Mostil	1926
	Fielder Jones	1901
119	Minnie Minoso	1954
	Lu Blue	1931
	Chick Gandil	1918
118	Eddie Collins	1915
115	Eddie Collins	1920

### *Hits*

222	Eddie Collins	1920
218	Joe Jackson	1920
210	Buck Weaver	1920
207	Rip Radcliff	1936
204	Luke Appling	1936
202	Carl Reynolds	1930
	Joe Jackson	1916
201	Nellie Fox	1954
200	Al Simmons	1933
198	Harold Baines	1985
	Nellie Fox	1955

### *Extra-Base Hits*

74	Joe Jackson	1920
70	Dick Allen	1972
69	Happy Felsch	1920
68	Ivan Calderon	1987
67	Harold Baines	1984
66	Greg Walker	1985
	Floyd Robinson	1962
	Minnie Minoso	1954
	Zeke Bonura	1934
	Smead Jolley	1930

## Doubles

45	Floyd Robinson	1962
44	Ivan Calderon	1990
	Chet Lemon	1979
43	Earl Sheely	1925
	Bibb Falk	1925
42	Luke Appling	1937
	Red Kress	1932
	Joe Jackson	1920
41	Zeke Bonura	1937
	John Mostil	1926
40	Jim Morrison	1980
	Don Kolloway	1942
	Earl Sheely	1926
	Happy Felsch	1920
	Joe Jackson	1916

## Triples

21	Joe Jackson	1916
20	Joe Jackson	1920
18	Minnie Minoso	1954
	Carl Reynolds	1930
	Jack Fournier	1915
	Harry Lord	1911
17	Joe Jackson	1917
	Eddie Collins	1916

## Home Runs

37	<b>Carlton Fisk</b>	<b>1985</b>
	Dick Allen	1972
35	Ron Kittle	1983
33	Bill Melton	1971
	Bill Melton	1970
32	<b>Frank Thomas</b>	<b>1991</b>
	Ron Kittle	1984
	Greg Luzinski	1983
	Dick Allen	1974
31	Oscar Gamble	1977

## Runs Batted In

138	Zeke Bonura	1936
128	Luke Appling	1936
121	Joe Jackson	1920
119	Al Simmons	1933
117	Eddie Robinson	1951
116	Minnie Minoso	1954
115	Happy Felsch	1920
114	Smead Jolley	1930
113	Harold Baines	1985
	Dick Allen	1972

## Total Bases

336	Joe Jackson	1920
329	Carl Reynolds	1930
<b>309</b>	<b>Frank Thomas</b>	<b>1991</b>
308	Harold Baines	1984
305	Dick Allen	1972
304	Minnie Minoso	1954
303	Smead Jolley	1930
300	Happy Felsch	1920
299	Harold Baines	1985
296	Al Simmons	1934

## Slugging Percentage

.603	Dick Allen	1972
.589	Joe Jackson	1920
.588	Oscar Gamble	1977
.584	Carl Reynolds	1930
.573	Zeke Bonura	1937
.563	Dick Allen	1974
<b>.553</b>	<b>Frank Thomas</b>	<b>1991</b>
.545	Zeke Bonura	1934
.541	Harold Baines	1984
.540	Happy Felsch	1920

## Walks

138	<b>Frank Thomas</b>	<b>1991</b>
127	Lu Blue	1931
122	Luke Appling	1935
121	Luke Appling	1949
119	Eddie Collins	1915
108	Ferris Fain	1953
105	Luke Appling	1939
102	Larry Doby	1956
101	Joe Cunningham	1962
	Cass Michaels	1949
	Dick Allen	1972

## Strikeouts

175	Dave Nicholson	1963
<b>150</b>	<b>Sammy Sosa</b>	<b>1990</b>
150	Ron Kittle	1983
137	Ron Kittle	1984
129	Tommie Agee	1967
127	Tommie Agee	1966
126	Dick Allen	1972
	Dave Nicholson	1964
120	Greg Luzinski	1982
117	Greg Luzinski	1983
	Deron Johnson	1975

## Hitting Streaks (Games)

27	Luke Appling	1936
26	Guy Curtright	1943
24	Chico Carrasquel	1950
23	Minnie Minoso	1955
22	Sam Mele	1953
	Eddie Collins	1920
21	Roy Sievers	1960
20	Ken Berry	1967
	Eric McNair	1939
	Rip Radcliff	1937
	John Watwood	1930

## Stolen Bases

77	Rudy Law	1983
56	Luis Aparicio	1959
	Wally Moses	1943
53	Luis Aparicio	1961
	Eddie Collins	1917
52	Gary Redus	1987
	Frank Isbell	1901
51	<b>Tim Raines</b>	<b>1991</b>
	Don Buford	1966
	Luis Aparicio	1960

## Pinch Hits

21	Smoky Burgess	1966
20	Smoky Burgess	1965
18	Jerry Hairston	1984
17	Jerry Hairston	1983
	Pete Ward	1969
15	Ron Northey	1956
14	Smead Jolley	1931
	Jerry Hairston	1986
	Jerry Hairston	1985

## Pinch At-Bats

66	Smoky Burgess	1966
65	Smoky Burgess	1965
62	Jerry Hairston	1983
60	Smoky Burgess	1967
59	Jerry Hairston	1984
53	Jerry Hairston	1985
47	Jerry Hairston	1982
46	Jerry Hairston	1986
	Pete Ward	1969

# SINGLE-SEASON PITCHING LEADERS

## Wins

40	Ed Walsh	1908
29	Ed Cicotte	1919
28	Ed Cicotte	1917
27	Ed Walsh	1912
	Ed Walsh	1911
	Doc White	1907
25	Red Faber	1921
	Frank Smith	1909
24	LaMarr Hoyt	1983
	Wilbur Wood	1973
	Wilbur Wood	1972
	Red Faber	1915
	Jim Scott	1915
	Ed Walsh	1907
	Nick Altrock	1905
	Clark Griffith	1901

## Relief Wins

15	Eddie Fisher	1965
13	Gerry Staley	1960
	Earl Caldwell	1946
12	Wilbur Wood	1968
	Hoyt Wilhelm	1964
11	Barry Jones	1990
	Clint Brown	1939
10	Cy Acosta	1973
	Wilbur Wood	1969
	Gordon Maltzberger	1944
9	Rich Gossage	1975

## Saves

57	Bobby Thigpen	1990
34	Bobby Thigpen	1989
34	Bobby Thigpen	1988
32	Bob James	1985
30	<b>Bobby Thigpen</b>	<b>1991</b>
	Ed Farmer	1980
29	Terry Forster	1972
27	Hoyt Wilhelm	1964
26	Rich Gossage	1975
25	Lerrin LaGrow	1977

## Games

88	Wilbur Wood	1968
82	Eddie Fisher	1965
77	<b>Bobby Thigpen</b>	<b>1990</b>
	Wilbur Wood	1970
	Bob Locker	1967
76	Wilbur Wood	1969
73	Hoyt Wilhelm	1964
72	Hoyt Wilhelm	1968
70	Bob Locker	1968
69	Bob James	1985
68	<b>Bobby Thigpen</b>	<b>1988</b>

## Games Started

49	Wilbur Wood	1972
	Ed Walsh	1908
48	Wilbur Wood	1973
46	Ed Walsh	1907
42	Wilbur Wood	1974
	Stan Bahnsen	1973
	Wilbur Wood	1971
41	Stan Bahnsen	1972
	Ed Walsh	1912
	Frank Smith	1909

## Complete Games

42	Ed Walsh	1908
37	Frank Smith	1909
	Ed Walsh	1907
34	Frank Owen	1904
33	Ed Walsh	1911
	Ed Walsh	1910
32	Red Faber	1921
	Ed Walsh	1912
	Frank Owen	1905
31	Red Faber	1922

## Innings

464	Ed Walsh	1908
422	Ed Walsh	1907
393	Ed Walsh	1912
377	Wilbur Wood	1972
370	Ed Walsh	1910
369	Ed Walsh	1911
365	Frank Smith	1909
359	Wilbur Wood	1973
353	Red Faber	1922
347	Ed Cicotte	1917

## Earned Run Average

1.27	Ed Walsh	1910
1.41	Ed Walsh	1909
1.42	Ed Walsh	1908
1.52	Doc White	1906
1.53	Ed Cicotte	1917
1.58	Ed Cicotte	1913
1.60	Ed Walsh	1907
1.71	Doc White	1904
1.72	Doc White	1909
1.76	Doc White	1905

## Strikeouts

269	Ed Walsh	1908
258	Ed Walsh	1910
255	Ed Walsh	1911
254	Ed Walsh	1912
215	Gary Peters	1967
210	Wilbur Wood	1971
209	Tom Bradley	1972
206	Tom Bradley	1971
	Ed Walsh	1907
205	Gary Peters	1964

## Consecutive Scoreless Innings

45.0	Doc White	1904
40.2	Ed Walsh	1910
39.2	Billy Pierce	1953
37.0	Joel Horlen	1968
35.0	John Humphries	1941
33.0	Jack Harshman	1954

## Winning Percentage

.842	Sandy Consuegra	1954
.806	Ed Cicotte	1919
.774	Clark Griffith	1901
.759	Richard Dotson	1983
.750	Bob Shaw	1959
	Monty Stratton	1937
	Doc White	1906
.731	Joel Horlen	1967
.727	Dick Donovan	1957
	Ed Walsh	1908

## Hits Per Nine Innings

5.89	Ed Walsh	1910
6.07	Joel Horlen	1964
6.39	Ed Cicotte	1917
6.42	Eddie Fisher	1965
6.44	Frank Smith	1908
6.47	Gary Peters	1967
6.49	Ed Walsh	1909
6.56	Joel Horlen	1967
6.57	Doc White	1906
6.63	Frank Smith	1905

## Strikeouts Per Nine Innings

8.69	Juan Pizarro	1961
8.46	Floyd Bannister	1985
7.74	Bart Johnson	1971
7.66	Juan Pizarro	1962
7.44	Gary Peters	1967
7.36	Melido Perez	1990
7.32	Joe Cowley	1986
<b>7.24</b>	<b>Jack McDowell</b>	<b>1990</b>
7.23	Tom Bradley	1972
7.06	Billy Pierce	1954

## Shutouts

12	Ed Walsh	1908
10	Ed Walsh	1906
8	Wilbur Wood	1971
	Reb Russell	1913
	Ed Walsh	1909
7	Ray Herbert	1963
	Billy Pierce	1953
	Ed Cicotte	1917
	Jim Scott	1915
	Ed Walsh	1910
	Frank Smith	1909
	Doc White	1907
	Doc White	1906
	Doc White	1904



# CAREER BATTING LEADERS

## Games

2,422	Luke Appling
2,115	Nellie Fox
1,755	Ray Schalk
1,670	Eddie Collins
1,511	Luis Aparicio
1,379	Minnie Minoso
1,378	Harold Baines
1,358	Sherm Lollar
1,335	Shano Collins
1,334	<b>Carlton Fisk</b>

## Average

.339	Joe Jackson
.331	Eddie Collins
.322	Carl Reynolds
.317	Zeke Bonura
.315	Bibb Falk
.315	Al Simmons
.312	Taffy Wright
.310	Luke Appling
	Rip Radcliff
.305	Earl Sheely
.304	Minnie Minoso

## Runs

1,319	Luke Appling
1,187	Nellie Fox
1,063	Eddie Collins
893	Minnie Minoso
791	Luis Aparicio
695	Fielder Jones
661	Harold Baines
<b>635</b>	<b>Carlton Fisk</b>
625	Buck Weaver
618	John Mostil
579	Ray Schalk

## Hits

2,749	Luke Appling
2,470	Nellie Fox
2,005	Eddie Collins
1,576	Luis Aparicio
1,523	Minnie Minoso
1,498	Harold Baines
1,345	Ray Schalk
1,310	Buck Weaver
1,254	Shano Collins
1,219	Bibb Falk
1,206	<b>Carlton Fisk</b>

## Doubles

440	Luke Appling
335	Nellie Fox
267	Harold Baines
265	Eddie Collins
260	Minnie Minoso
245	Bibb Falk
242	Willie Kamm
230	Shano Collins
223	Luis Aparicio
<b>210</b>	<b>Carlton Fisk</b>

## Triples

104	Nellie Fox
	Shano Collins
102	Luke Appling
82	John Mostil
79	Minnie Minoso
	Joe Jackson
69	Buck Weaver
66	Willie Kamm
65	Mike Kreevich

## Home Runs

<b>210</b>	<b>Carlton Fisk</b>
186	Harold Baines
154	Bill Melton
140	Ron Kittle
135	Minnie Minoso
124	Sherm Lollar
113	Greg Walker
97	Pete Ward
85	Dick Allen
	Carlos May
	Al Smith

## Runs Batted In

1,116	Luke Appling
819	Harold Baines
808	Minnie Minoso
803	Eddie Collins
740	Nellie Fox
<b>737</b>	<b>Carlton Fisk</b>
631	Sherm Lollar
627	Bibb Falk
594	Ray Schalk
587	Willie Kamm

## Total Bases

3,528	Luke Appling
3,118	Nellie Fox
2,567	Eddie Collins
2,411	Harold Baines
2,346	Minnie Minoso
<b>2,072</b>	<b>Carlton Fisk</b>
2,036	Luis Aparicio
1,740	Shano Collins
1,714	Bibb Falk
1,719	Buck Weaver

## At Bats

8,857	Luke Appling
8,486	Nellie Fox
6,064	Eddie Collins
5,856	Luis Aparicio
5,304	Ray Schalk
5,191	Harold Baines
5,011	Minnie Minoso
4,810	Buck Weaver
4,787	Shano Collins
<b>4,655</b>	<b>Carlton Fisk</b>
4,248	Fielder Jones

## Walks

1,302	Luke Appling
965	Eddie Collins
658	Nellie Fox
	Minnie Minoso
638	Ray Schalk
569	Willie Kamm
551	Fielder Jones
525	Sherm Lollar
483	Jim Landis

## Slugging Pct. (1500 AB)

.518	Zeke Bonura
.499	Carl Reynolds
.498	Joe Jackson
.480	Al Simmons
.468	Minnie Minoso
.464	Harold Baines
.453	Greg Walker
.451	Chet Lemon
.445	<b>Carlton Fisk</b>
.444	Al Smith
.442	Bibb Falk

## Strikeouts

782	Harold Baines
<b>749</b>	<b>Carlton Fisk</b>
608	Jim Landis
595	Bill Melton
528	Luke Appling
511	Greg Walker
508	Carlos May
477	Jorge Orta
	Red Faber
450	Jim Rivera

## Stolen Bases

366	Eddie Collins
318	Luis Aparicio
250	Frank Isbell
206	Fielder Jones
192	Shano Collins
179	Luke Appling
176	John Mostil
	Ray Schalk
172	Buck Weaver

## Pinch Hits

87	Jerry Hairston
50	Smoky Burgess
42	Eddie Murphy
37	Walt Williams
32	Earl Torgeson
30	Sherm Lollar
27	Ralph Hodgin
26	Bud Stewart
24	Ron Northey
	Pete Ward

## Extra-Base Hits

587	Luke Appling
497	Harold Baines
474	Minnie Minoso
	Nellie Fox
<b>433</b>	<b>Carlton Fisk</b>
398	Eddie Collins
350	Shano Collins
345	Bibb Falk
333	Willie Kamm
320	Luis Aparicio

## 20-Plus Home Run Seasons

(6)	Harold Baines	1987 (20)
		1986 (21)
		1985 (22)
		1984 (29)
		1983 (20)
		1982 (25)
(5)	Bill Melton	1974 (21)
		1973 (20)
		1971 (33)
		1970 (33)
		1969 (23)
(4)	<b>Carlton Fisk</b>	<b>1987 (23)</b>
		<b>1985 (37)</b>
		<b>1984 (21)</b>
		<b>1983 (26)</b>
(3)	Greg Walker	1987 (27)
		1985 (24)
		1984 (24)
(3)	Ron Kittle	1985 (26)
		1984 (32)
		1983 (35)
(3)	Eddie Robinson	1952 (22)
		1951 (29)
		1950 (21)

# CAREER PITCHING LEADERS

## Wins

260	Ted Lyons
254	Red Faber
194	Ed Walsh
186	Billy Pierce
163	Wilbur Wood
159	Doc White
158	Ed Cicotte
113	Joel Horlen
111	Jim Scott
107	Frank Smith

## Relief Wins

41	Hoyt Wilhelm
32	Wilbur Wood
31	Gerry Staley
29	Clint Brown
28	Bob Locker

## Losses

230	Ted Lyons
212	Red Faber
152	Billy Pierce
148	Wilbur Wood
125	Ed Walsh
123	Doc White
113	Jim Scott
	Joel Horlen
104	Thornton Lee
102	Ed Cicotte

## Games

669	Red Faber
594	Ted Lyons
456	Billy Pierce
426	Ed Walsh
361	Hoyt Wilhelm
	Doc White
353	Ed Cicotte
<b>344</b>	<b>Bobby Thigpen</b>
329	Joel Horlen

## Games Started

484	Ted Lyons
	Red Faber
380	Billy Pierce
312	Ed Walsh
301	Doc White
284	Joel Horlen
250	Richard Dotson
234	Wilbur Wood
232	Thornton Lee
225	Jim Scott

## Complete Games

356	Ted Lyons
275	Red Faber
247	Ed Walsh
206	Doc White
183	Billy Pierce
156	Frank Smith

## Shutouts

58	Ed Walsh
43	Doc White
35	Billy Pierce
30	Red Faber
28	Ed Cicotte
27	Ted Lyons
26	Jim Scott
25	Frank Smith
24	Wilbur Wood
	Reb Russell

## Saves

<b>178</b>	<b>Bobby Thigpen</b>
98	Hoyt Wilhelm
75	Terry Forster
57	Wilbur Wood
56	Bob James
54	Ed Farmer
53	Clint Brown
48	Bob Locker
45	Turk Lown
44	Eddie Fisher

## Innings

4,161	Ted Lyons
4,087	Red Faber
2,946	Ed Walsh
2,931	Billy Pierce
2,524	Wilbur Wood
2,516	Doc White
2,322	Ed Cicotte
1,917	Joel Horlen
1,888	Thornton Lee

## Strikeouts

1,796	Billy Pierce
1,732	Ed Walsh
1,471	Red Faber
1,332	Wilbur Wood
1,098	Gary Peters
1,095	Doc White
1,073	Ted Lyons
1,007	Joel Horlen

## Walks

1,213	Red Faber
1,121	Ted Lyons
1,052	Billy Pierce
671	Wilbur Wood
637	Richard Dotson
633	Thornton Lee
609	Jim Scott
608	Ed Walsh
561	Bill Dietrich
545	Ed Smith

## Earned Run Average

1.81	Ed Walsh
2.18	Frank Smith
2.24	Ed Cicotte
2.30	Doc White
2.32	Jim Scott
2.34	Reb Russell
2.40	Nick Altrock
2.42	Joe Benz
2.48	Frank Owen
2.75	Roy Patterson

## Winning Percentage

.648	Lefty Williams
.615	Juan Pizarro
.609	Ed Walsh
	Dickie Kerr
.608	Ed Cicotte
.602	LaMarr Hoyt
.593	Dick Donovan
.575	Eddie Fisher
.569	Frank Smith
.564	Doc White

## Relief Appearances

358	Hoyt Wilhelm
<b>344</b>	<b>Bobby Thigpen</b>
292	Wilbur Wood
271	Bob Locker
260	Gerry Staley

# STATISTICS BY POSITION

## Games

1B	Earl Sheely	938
2B	Nellie Fox	2,098
SS	Luke Appling	2,218
3B	Willie Kamm	1,157
OF	Minnie Minoso	1,262
OF	Fielder Jones	1,158
OF	Jim Landis	1,035
C	Ray Schalk	1,721
P	Red Faber	669
RP	Hoyt Wilhelm	358
DH	Greg Luzinski	521

## Hits

1B	Zeke Bonura	194	1936
2B	Eddie Collins	222	1920
SS	Luke Appling	204	1936
3B	Buck Weaver	210	1920
OF	Joe Jackson	218	1920
OF	Rip Radcliff	207	1936
OF	Carl Reynolds	202	1930
<b>C</b>	<b>Carlton Fisk</b>	<b>141</b>	<b>1983</b>
P	Ted Lyons	38	1930
<b>DH</b>	<b>Frank Thomas</b>	<b>178</b>	<b>1991</b>

## Doubles

1B	Earl Sheely	43	1925
2B	Jim Morrison	40	1980
	Don Kolloway		1942
SS	Luke Appling	42	1937
3B	Willie Kamm	39	1923
OF	Floyd Robinson	45	1962
OF	Chet Lemon	44	1979
OF	Ivan Calderon	44	1990
C	Sherm Lollar	28	1956
P	Dixie Leverett	9	1922
DH	Harold Baines	39	1988

## Triples

1B	Jack Fournier	21	1916
2B	Eddie Collins	17	1916
	Sam Mertes		1901
SS	George Davis	15	1904
3B	Harry Lord	18	1911
OF	Joe Jackson	21	1916
OF	Joe Jackson	20	1920
OF	Minnie Minoso	18	1954
	Carl Reynolds		1930
C	Ray Schalk	9	1916
P	Hal McKain	4	1930
DH	Several with	3	

## Home Runs

1B	Dick Allen	37	1972
2B	Jim Morrison	15	1980
SS	Ron Hansen	20	1964
3B	Bill Mellon	33	1970,71
OF	Ron Kittle	35	1983
OF	Richie Zisk	30	1977
OF	Harold Baines	29	1984
	Gus Zernial	29	1950
<b>C</b>	<b>Carlton Fisk</b>	<b>37</b>	<b>1985</b>
P	Jack Harshman	6	1956
DH	Greg Luzinski	32	1983
	<b>Frank Thomas</b>	<b>32</b>	<b>1991</b>

## Runs Batted In

1B	Zeke Bonura	138	1936
2B	Sam Mertes	98	1901
SS	Luke Appling	128	1936
<b>3B</b>	<b>Robin Ventura</b>	<b>100</b>	<b>1991</b>
OF	Joe Jackson	121	1920
OF	Al Simmons	119	1933
OF	Minnie Minoso	116	1954
<b>C</b>	<b>Carlton Fisk</b>	<b>107</b>	<b>1985</b>
P	Frank Smith	20	1909
<b>DH</b>	<b>Frank Thomas</b>	<b>109</b>	<b>1991</b>

Note: Players qualify at positions played most frequently

## YEAR-BY-YEAR RESULTS

Year	Pos.	W-L	Pct.	GA-GB	Manager	Attendance
1901	1	83-53	.610	+4	Clark Griffith	354,350
1902	4	74-60	.552	8	Clark Griffith	337,898
1903	7	60-77	.438	30 1/2	Nixey Callahan	286,183
1904	3	89-65	.578	6	Callahan-Fielder Jones	557,123
1905	2	92-60	.605	3	Fielder Jones	687,419
1906	1	93-58	.616	+3	Fielder Jones	585,202
1907	3	87-64	.576	5 1/2	Fielder Jones	667,307
1908	3	88-64	.579	1 1/2	Fielder Jones	636,096
1909	4	78-74	.513	20	Billy Sullivan	478,400
1910	6	68-85	.444	35 1/2	Hugh Duffy	552,084
1911	4	77-74	.510	24	Hugh Duffy	583,208
1912	4	78-76	.506	28	Nixey Callahan	602,241
1913	5	78-74	.513	17 1/2	Nixey Callahan	644,501
1914	6	70-84	.455	30	Nixey Callahan	469,290
1915	3	93-61	.604	9 1/2	Clarence Rowland	539,461
1916	2	89-65	.578	2	Clarence Rowland	679,923
1917	1	100-54	.649	+9	Clarence Rowland	684,521
1918	6	57-67	.460	17	Clarence Rowland	195,081
1919	1	88-52	.629	+3 1/2	Kid Gleason	627,186
1920	2	96-58	.623	2	Kid Gleason	833,492
1921	7	62-92	.403	36 1/2	Kid Gleason	543,650
1922	5	77-77	.500	17	Kid Gleason	602,860
1923	7	69-85	.448	30	Kid Gleason	573,778
1924	8	66-87	.431	25 1/2	John Evers-Ed Walsh	606,658
					Eddie Collins-John Evers	
1925	5	79-75	.513	18 1/2	Eddie Collins	823,231
1926	5	81-72	.529	9 1/2	Eddie Collins	710,339
1927	5	70-83	.458	39 1/2	Ray Schalk	614,423
1928	5	72-82	.468	29	Schalk-Russ Blackburne	494,152
1929	7	59-93	.366	46	Russ Blackburne	426,795
1930	7	62-92	.403	40	Donie Bush	406,123
1931	8	56-97	.366	51 1/2	Donie Bush	403,550
1932	7	49-102	.325	56 1/2	Lew Fonseca	233,198
1933	6	67-83	.447	31	Lew Fonseca	397,789
1934	8	53-99	.349	47	Fonseca-Jimmy Dykes	236,559
1935	5	74-78	.487	19 1/2	Jimmy Dykes	470,281
1936	3	81-70	.536	20	Jimmy Dykes	440,810
1937	3	86-68	.588	16	Jimmy Dykes	589,245
1938	6	65-83	.439	32	Jimmy Dykes	338,278
1939	4	85-69	.552	22 1/2	Jimmy Dykes	594,104
1940	4	82-72	.532	8	Jimmy Dykes	660,336
1941	3	77-77	.500	24	Jimmy Dykes	677,077

Year	Pos.	W-L	Pct.	GA-GB	Manager	Attendance
1942	6	66-82	.466	34	Jimmy Dykes	425,734
1943	4	82-72	.532	16	Jimmy Dykes	508,962
1944	7	71-83	.461	18	Jimmy Dykes	563,539
1945	6	71-78	.477	15	Jimmy Dykes	657,981
1946	5	74-80	.481	30	Jimmy Dykes- Ted Lyons	983,403
1947	6	70-84	.455	27	Ted Lyons	876,948
1948	8	51-101	.336	44 1/2	Ted Lyons	777,844
1949	6	63-91	.409	34	Jack Onslow	937,151
1950	6	60-94	.390	38	Onslow-Red Corriden	781,330
1951	4	81-73	.526	17	Paul Richards	1,328,234
1952	3	81-73	.526	14	Paul Richards	1,231,675
1953	3	89-65	.578	11 1/2	Paul Richards	1,141,353
1954	3	94-60	.610	17	Richards-Marty Marion	1,231,629
1955	3	91-63	.591	9	Marty Marion	1,175,684
1956	3	85-69	.552	12	Marty Marion	1,000,090
1957	2	90-64	.584	8	Al Lopez	1,135,668
1958	2	82-72	.532	10	Al Lopez	797,451
1959	1	94-60	.610	+5	Al Lopez	1,423,144
1960	3	87-67	.565	10	Al Lopez	1,644,460
1961	4	86-76	.531	23	Al Lopez	1,146,019
1962	5	85-77	.525	11	Al Lopez	1,131,562
1963	2	94-68	.580	10 1/2	Al Lopez	1,158,848
1964	2	98-64	.605	1	Al Lopez	1,250,053
1965	2	95-67	.586	7	Al Lopez	1,130,519
1966	4	83-79	.512	15	Eddie Stanky	990,016
1967	4	89-73	.549	3	Eddie Stanky	985,634
1968	8T	67-95	.414	36	Stanky-Les Moss-Lopez	803,775
1969	5	68-94	.420	29	Lopez-Don Gutteridge	589,546
1970	6	56-106	.346	42	Gutteridge-Bill Adair- Chuck Tanner	495,355
1971	3	79-83	.488	22 1/2	Chuck Tanner	833,891
1972	2	87-67	.565	5 1/2	Chuck Tanner	1,186,018
1973	5	77-85	.475	17	Chuck Tanner	1,316,527
1974	4	80-80	.500	9	Chuck Tanner	1,163,596
1975	5	75-86	.466	22 1/2	Chuck Tanner	770,800
1976	6	64-97	.398	25 1/2	Paul Richards	914,945
1977	3	90-72	.556	12	Bob Lemon	1,657,135
1978	5	71-90	.441	20 1/2	Lemon-Larry Doby	1,491,100
1979	5	73-87	.456	14	Don Kessinger- Tony La Russa	1,280,702
1980	5	70-90	.438	26	Tony La Russa	1,200,365
1981	5	54-52	.509	8 1/2	Tony La Russa	946,651
1982	3	87-75	.537	6	Tony La Russa	1,567,787
1983	1	99-63	.612	+20*	Tony La Russa	2,132,821
1984	5T	74-88	.457	10	Tony La Russa	2,136,988
1985	3	85-77	.525	6	Tony La Russa	1,669,888
1986	5	72-90	.444	20	Tony La Russa- Doug Rader- Jim Fregosi	1,424,313
1987	5	77-85	.475	8	Jim Fregosi	1,208,060
1988	5	71-90	.441	32 1/2	Jim Fregosi	1,115,525
1989	7	69-92	.429	29 1/2	Jeff Torborg	1,045,651
1990	2	94-68	.580	9	Jeff Torborg	2,002,359
1991	2	87-75	.537	8	Jeff Torborg	**2,934,154

\*Denotes American League record

\*\*Denotes White Sox Record

# YEAR-BY-YEAR BATTING LEADERS

Year	Batting Average (Min. 400 ABs)	Home Runs	Runs Batted In
1901	F. Jones, .340	S. Mertes, 5	S. Mertes, 98
1902	F. Jones, .321	F. Isbell, 4	G. Davis, 93
1903	D. Green, .309	D. Green, 6	D. Green, 62
1904	D. Green, .265	F. Jones, 3	G. Davis, 69
1905	J. Donahue, .287	F. Jones, B. Sullivan, F. Isbell, 2	J. Donahue, 76
1906	F. Isbell, .279	F. Jones, B. Sullivan, 2	G. Davis, 80
1907	P. Dougherty, .270	G. Rohe, P. Dougherty, 2	J. Donahue, 68
1908	P. Dougherty, .278	E. Walsh, F. Jones, F. Isbell, 1	F. Jones, 50
1909	P. Dougherty, .285	E. Hahn, D. Altizer, P. Dougherty, G. Cravath, 1	P. Dougherty, 55
1910	P. Dougherty, .248	C. Gandil, 2	P. Dougherty, 43
1911	M. McIntyre, .323	P. Bodie, 4	P. Bodie, 97
1912	P. Bodie, .294	P. Bodie, H. Lord, 5	S. Collins, 81
1913	H. Chase, .286	P. Bodie, 8	B. Weaver, 52
1914	J. Fournier, .311	J. Fournier, 6	S. Collins, 65
1915	S. Collins, .332	J. Fournier, 5	S. Collins, 85
1916	J. Jackson, .341	H. Felsch, 6	J. Jackson, 78
1917	H. Felsch, .308	H. Felsch, 6	H. Felsch, 102
1918	B. Weaver, .300	E. Collins, 2	S. Collins, 56
1919	J. Jackson, .351	J. Jackson, H. Felsch, 7	J. Jackson, 96
1920	J. Jackson, .382	H. Felsch, 14	J. Jackson, 121
1921	E. Collins, .337	E. Sheely, 11	E. Sheely, 95
1922	E. Collins, .324	B. Falk, 12	E. Sheely, H. Hooper, 80
1923	E. Collins, .360	H. Hooper, 10	E. Sheely, 88
1924	B. Falk, .352	H. Hooper, 10	E. Sheely, 103
1925	E. Collins, .346	E. Sheely, 9	E. Sheely, 111
1926	B. Falk, .345	B. Falk, 8	B. Falk, 108
1927	B. Falk, .327	B. Falk, 9	B. Barrett, B. Falk, 83
1928	W. Kamm, .308	B. Barrett, A. Metzler, 3	W. Kamm, 84
1929	C. Reynolds, .317	C. Reynolds, 11	C. Reynolds, 67
1930	C. Reynolds, .359	C. Reynolds, 22	S. Jolley, 114
1931	L. Blue, .304	C. Reynolds, 6	C. Reynolds, 77
1932	R. Fothergill, .295	R. Kress, 9	L. Appling, 63
1933	A. Simmons, .331	A. Simmons, 14	A. Simmons, 119
1934	A. Simmons, .344	Z. Bonura, 27	Z. Bonura, 110
1935	L. Appling, .307	Z. Bonura, 21	Z. Bonura, 92
1936	L. Appling, .388*	Z. Bonura, 12	Z. Bonura, 138
1937	Z. Bonura, .345	Z. Bonura, 19	Z. Bonura, 100
1938	H. Steinbacher, .331	G. Walker, 16	G. Walker, 87
1939	B. McNair, .342	J. Kuhel, 15	G. Walker, 111
1940	L. Appling, .348	J. Kuhel, 27	J. Kuhel, 94
1941	T. Wright, .322	J. Kuhel, 12	T. Wright, 97
1942	D. Kolloway, .273	W. Moses, 7	D. Kolloway, 60
1943	L. Appling, .328*	J. Kuhel, 5	L. Appling, 80
1944	R. Hodgin, .295	H. Trosky, 10	H. Trosky, 70



Year	Batting Average (Min. 400 ABs)	Home Runs	Runs Batted In
1945	T. Cuccinello, .308	J. Dickshot, G. Curtright, 4	R. Schalk, 65
1946	L. Appling, .309	T. Wright, 7	L. Appling, 55
1947	T. Wright, .324	R. York, 15	R. York, 64
1948	L. Appling, .314	P. Seerey, 18	P. Seerey, 64
1949	C. Michaels, .308	S. Souchock, 7	C. Michaels, 83
1950	E. Robinson, .311	G. Zernial, 29	G. Zernial, 93
1951	M. Minoso, .324	E. Robinson, 29	E. Robinson, 117
1952	N. Fox, E. Robinson, .296	E. Robinson, 22	E. Robinson, 104
1953	M. Minoso, .313	M. Minoso, 15	M. Minoso, 104
1954	M. Minoso, .320	M. Minoso, 19	M. Minoso, 116
1955	G. Kell, .312	W. Dropo, 19	G. Kell, 81
1956	M. Minoso, .316	L. Doby, 24	L. Doby, 102
1957	N. Fox, .317	J. Rivera, L. Doby, 14	M. Minoso, 103
1958	N. Fox, .300	S. Lollar, 20	S. Lollar, 84
1959	N. Fox, .306	S. Lollar, 22	S. Lollar, 84
1960	A. Smith, .315	R. Sievers, 28	M. Minoso, 105
1961	F. Robinson, .310	A. Smith, 28	A. Smith, 93
1962	F. Robinson, .312	A. Smith, 16	F. Robinson, 109
1963	P. Ward, .295	P. Ward, D. Nicholson, 22	P. Ward, 84
1964	F. Robinson, .301	P. Ward, 23	P. Ward, 94
1965	D. Buford, .293	B. Skowron, J. Romano, 18	B. Skowron, 78
1966	T. Agee, .278	T. Agee, 22	T. Agee, 86
1967	D. Buford, K. Berry, .241	P. Ward, 18	P. Ward, 62
1968	T. Davis, .268	P. Ward, 15	P. Ward, T. Davis, 50
1969	W. Williams, .304	B. Melton, 23	B. Melton, 87
1970	L. Aparicio, .313	B. Melton, 33	B. Melton, 96
1971	C. May, .294	B. Melton, 33*	B. Melton, 86
1972	D. Allen, C. May, .308	D. Allen, 37*	D. Allen, 113*
1973	P. Kelly, .280	B. Melton, C. May, 20	C. May, 96
1974	J. Orta, .316	D. Allen, 32*	K. Henderson, 95
1975	J. Orta, .304	D. Johnson, 18	J. Orta, 83
1976	R. Garr, .300	J. Orta, J. Spencer, 14	J. Orta, 72
1977	R. Garr, .300	O. Gamble, 31	R. Zisk, 101
1978	L. Johnson, .273	E. Soderholm, 20	L. Johnson, 72
1979	C. Lemon, .318	C. Lemon, 17	C. Lemon, 86
1980	C. Lemon, .292	J. Morrison, W. Nordhagen, 15	L. Johnson, 81
1981	W. Nordhagen, .308	G. Luzinski, 21	G. Luzinski, 62
1982	G. Luzinski, .292	H. Baines, 25	H. Baines, 105
1983	T. Paciorek, .307	R. Kittle, 35	R. Kittle, 100
1984	H. Baines, .304	R. Kittle, 32	H. Baines, 94
1985	H. Baines, .309	<b>C. Fisk, 37</b>	H. Baines, 113
1986	H. Baines, .296	H. Baines, 21	H. Baines, 88
1987	H. Baines, .293 I. Calderon, .293	I. Calderon, 28	G. Walker, 94
1988	D. Gallagher, .303	<b>D. Pasqua, 20</b>	H. Baines, 81
1989	H. Baines, .321	I. Calderon, 14	I. Calderon, 87
1990	<b>C. Fisk, .285</b> <b>L. Johnson, .285</b>	<b>C. Fisk, 18</b>	I. Calderon, 74
1991	<b>F. Thomas, .318</b>	<b>F. Thomas, 32</b>	<b>F. Thomas, 109</b>

\*Denotes American League leader

# YEAR-BY-YEAR PITCHING LEADERS

Year	Wins	ERA	Innings
1901	C. Griffith, 24-7	N. Callahan, 2.42	R. Patterson, 312
1902	R. Patterson, 19-14	V. Garvin, 2.21	N. Callahan, 282
1903	D. White, 17-6	D. White, 2.13	D. White, 300
1904	F. Owen, 21-15	D. White, 1.71	F. Owen, 315
1905	N. Altrock, 22-12	D. White, 1.76	F. Owen, 334
1906	N. Altrock, 21-12	D. White, 1.52*	F. Owen, 293
1907	D. White, 27-13	E. Walsh, 1.60*	E. Walsh, 422*
1908	E. Walsh, 40-15	E. Walsh, 1.42	E. Walsh, 464
1909	F. Smith, 24-17	E. Walsh, 1.41	F. Smith, 365*
1910	E. Walsh, 16-20	E. Walsh, 1.27*	E. Walsh, 370
1911	E. Walsh, 27-18	E. Walsh, 2.22	E. Walsh, 369*
1912	E. Walsh, 27-17	E. Walsh, 2.15	E. Walsh, 393*
1913	R. Russell, 21-17	E. Cicotte, 1.58	R. Russell, 316
1914	J. Scott, 16-18	E. Cicotte, 2.04	J. Benz, 283
1915	R. Faber, 24-14	J. Scott, 2.03	R. Faber, 300
	J. Scott, 24-11		
1916	R. Russell, 17-11	E. Cicotte, 1.78	R. Russell, 264
1917	E. Cicotte, 28-13*	E. Cicotte, 1.53*	E. Cicotte, 347
1918	E. Cicotte, 12-19	J. Benz, 2.51	E. Cicotte, 266*
1919	E. Cicotte, 29-7*	E. Cicotte, 1.82	E. Cicotte, 307*
1920	R. Faber, 23-13	R. Faber, 2.99	R. Faber, 319
1921	R. Faber, 25-15	R. Faber, 2.48*	R. Faber, 331
1922	R. Faber, 21-17	R. Faber, 2.80*	R. Faber, 353*
1923	R. Faber, 14-11	H. Thurston, 3.05	C. Robertson, 255
1924	H. Thurston, 20-14	H. Thurston, 3.80	H. Thurston, 291
1925	T. Lyons, 21-11*	T. Blankenship, 3.16	T. Lyons, 263
1926	T. Lyons, 18-16	T. Lyons, 3.01	T. Lyons, 284
1927	T. Lyons, 22-14*	T. Lyons, 2.84	T. Lyons, T. Thomas, 308*
1928	T. Thomas, 17-16	T. Thomas, 3.08	T. Thomas, 283
1929	T. Thomas, 14-18	T. Thomas, 3.19	T. Thomas, 260
	T. Lyons, 14-20		
1930	T. Lyons, 22-15	T. Lyons, 3.78	T. Lyons, 298*
1931	V. Frazier, 13-15	R. Faber, 3.82	V. Frazier, 254
1932	T. Lyons, S. Jones, 10-15	T. Lyons, 3.28	T. Lyons, 231
1933	T. Lyons, 10-21 S. Jones, 10-12	S. Jones, 3.36	T. Lyons, 228
1934	G. Earnshaw, 14-11	G. Earnshaw, 4.52	G. Earnshaw, 227
1935	T. Lyons, 15-8	T. Lyons, 3.02	J. Whitehead, 222
1936	V. Kennedy, 21-9	V. Kennedy, 4.63	V. Kennedy, 274
1937	M. Stratton, 15-5	M. Stratton, 2.40	V. Kennedy, 221
1938	M. Stratton, 15-9	T. Lee, 3.49	T. Lee, 245
1939	T. Lee, 15-11 J. Rigney, 15-8	T. Lyons, 2.76	T. Lee, 235
1940	E. Smith, 14-9 J. Rigney, 14-18	J. Rigney, 3.11	J. Rigney, 281
1941	T. Lee, 22-11	T. Lee, 2.37*	T. Lee, 300
1942	T. Lyons, 14-6	T. Lyons, 2.10*	J. Humphries, 228
1943	O. Grove, 15-9	O. Grove, 2.75	O. Grove, 216
1944	B. Dietrich, 16-17	J. Haynes, 2.57	B. Dietrich, 246
1945	T. Lee, 15-12	T. Lee, 2.44	T. Lee, 228
1946	E. Caldwell, 13-4 E. Lopat, 13-13	E. Lopat, 2.73	E. Lopat, 231
1947	E. Lopat, 16-13	J. Haynes, 2.42	E. Lopat, 253
1948	J. Haynes, 9-10 B. Wight, 9-20	B. Wight, 4.80	B. Wight, 223
1949	B. Wight, 15-13	B. Wight, 3.31	B. Wight, 245

Year	Wins	ERA	Innings
1950	B. Pierce, 12-16	B. Wight, 3.58	B. Pierce, 219
1951	B. Pierce, 15-14	S. Rogovin, 2.48*	B. Pierce, 240
1952	B. Pierce, 15-12	J. Dobson, 2.51	B. Pierce, 255
1953	B. Pierce, 18-12	B. Pierce, 2.72	B. Pierce, 271
1954	V. Trucks, 19-12	S. Consuegra, 2.69	V. Trucks, 265
1955	B. Pierce, 15-10	B. Pierce, 1.97*	B. Pierce, 206
1956	B. Pierce, 20-9	J. Harshman, 3.10	B. Pierce, 276
1957	B. Pierce, 20-12*	D. Donovan, 2.77	B. Pierce, 257
1958	B. Pierce, 17-11	B. Pierce, 2.68	D. Donovan, 248
1959	E. Wynn, 22-10*	B. Shaw, 2.69	E. Wynn, 256
1960	B. Pierce, 14-7	F. Baumann, 2.67*	E. Wynn, 237
1961	J. Pizarro, 14-7	J. Pizarro, 3.05	J. Pizarro, 195
1962	R. Herbert, 20-9	E. Fisher, 3.10	R. Herbert, 237
1963	G. Peters, 19-8	G. Peters, 2.33*	G. Peters, 243
1964	G. Peters, 20-8*	J. Horlen, 1.88	G. Peters, 274
1965	E. Fisher, 15-7	E. Fisher, 2.40	J. Horlen, 219
1966	T. John, 14-11	G. Peters, 1.98*	T. John, 223
1967	J. Horlen, 19-7	J. Horlen, 2.06*	G. Peters, 260
1968	W. Wood, 13-12	T. John, 1.98	J. Horlen, 224
1969	J. Horlen, 13-16	T. John, 3.25	J. Horlen, 236
1970	T. John, 12-17	T. John, 3.28	T. John, 269
1971	W. Wood, 22-13	W. Wood, 1.91	W. Wood, 334
1972	W. Wood, 24-17*	W. Wood, 2.51	W. Wood, 377*
1973	W. Wood, 24-20*	T. Forster, 3.23	W. Wood, 359*
1974	J. Kaat, 21-13	J. Kaat, 2.92	W. Wood, 320
1975	J. Kaat, 20-14	J. Kaat, 3.11	J. Kaat, 304
1976	K. Brett, 10-12	K. Brett, 3.32	R. Gossage, 224
1977	S. Stone, 15-12	K. Kravec, 4.10	F. Barrios, 231
1978	S. Stone, 12-12	F. Barrios, 4.05	S. Stone, 212
1979	K. Kravec, 15-13	R. Baumgarten, 3.53	K. Kravec, 250
1980	B. Burns, 15-13	B. Burns, 2.84	B. Burns, 238
1981	B. Burns, 10-6	D. Lamp, 2.41	B. Burns, 157
1982	L. Hoyt, 19-15*	L. Hoyt, 3.53	L. Hoyt, 240
1983	L. Hoyt, 24-10*	R. Dotson, 3.23	L. Hoyt, 260.2
1984	T. Seaver, 15-11	R. Dotson, 3.59	R. Dotson, 245.2
1985	B. Burns, 18-11	T. Seaver, 3.17	T. Seaver, 238.2
1986	J. Cowley, 11-11	F. Bannister, 3.54	R. Dotson, 197
1987	F. Bannister, 16-11	F. Bannister 3.58	F. Bannister, 228.2
1988	J. Reuss, 13-9	J. Reuss, 3.44	M. Perez, 197
1989	M. Perez, 11-14	E. King, 3.39	M. Perez, 183.1
1990	G. Hibbard, 14-9 J. McDowell, 14-9	G. Hibbard, 3.16	G. Hibbard, 211
1991	J. McDowell, 17-10	J. McDowell, 3.41	J. McDowell, 253.2

\*Denotes American League leader

### 11-Run Ninth Inning

The White Sox scored 11 runs in the ninth inning on August 19, 1970, to defeat the Red Sox by a 13-5 count. The Sox recorded 10 hits, including a pair by pinch-hitter Gail Hopkins, who drove in the tying and go-ahead runs with a double. Bill Melton and Ken Berry also notched two hits in the inning.

### Largest Shutout Margin

The White Sox have recorded two 17-run shutout victories in their history. The first came on September 19, 1925 at Washington and the second on July 5, 1987 at Cleveland.

# LEAGUE BATTING LEADERS

## Batting Average

1936	Luke Appling	.388
1943	Luke Appling	.328

## At-Bats

1907	Jiggs Donahue	609
1952	Nellie Fox	648
1955	Nellie Fox	636
1959	Nellie Fox	624
1960	Nellie Fox	605

## Runs

1925	John Mostil	135
------	-------------	-----

## Hits

1952	Nellie Fox	192
1954	Nellie Fox#	201
1957	Nellie Fox	196
1958	Nellie Fox	187
1960	Minnie Minoso	184

## Total Bases

1916	Joe Jackson	293
1954	Minnie Minoso	304

## Doubles

1942	Don Kolloway	40
1945	Wally Moses	35
1957	Minnie Minoso	36
1962	Floyd Robinson	45
1979	Chet Lemon#	44

## Triples

1916	Joe Jackson	21
1920	Joe Jackson	20
1937	Dixie Walker#	16
1937	Mike Kreevich#	16
1943	Wally Moses#	12
1951	Minnie Minoso*	14
1953	Jim Rivera	16
1954	Minnie Minoso	18
1956	Minnie Minoso#	11
1960	Nellie Fox	10
1991	Lance Johnson#	13

## Home Runs

1971	Bill Melton	33
1972	Dick Allen	37
1974	Dick Allen	32

## Runs Batted In

1972	Dick Allen	113
------	------------	-----

## Stolen Bases

1901	Frank Isbell	52
1908	Patsy Dougherty	47
1919	Eddie Collins	33
1923	Eddie Collins	47
1924	Eddie Collins	42
1925	John Mostil	43
1926	John Mostil	35
1951	Minnie Minoso*	31
1952	Minnie Minoso	22
1953	Minnie Minoso	25
1955	Jim Rivera	25
1956	Luis Aparicio	21
1957	Luis Aparicio	28
1958	Luis Aparicio	29
1959	Luis Aparicio	56
1960	Luis Aparicio	51
1961	Luis Aparicio	53
1962	Luis Aparicio	31

## Bases On Balls

1901	Dummy Hoy	86
1915	Eddie Collins	119
1925	John Mostil#	90
1925	Willie Kamm#	90
1972	Dick Allen#	99
1991	Frank Thomas	138

## On-Base Percentage

1943	Luke Appling	.419
1972	Dick Allen	.422
1991	Frank Thomas	.453

## Slugging Percentage

1915	Jack Fournier	.491
1972	Dick Allen	.603
1974	Dick Allen	.563
1984	Harold Baines	.541

\*Denotes finished season with White Sox

#Denotes tied for American League lead

# LEAGUE PITCHING LEADERS

## Wins

1907	Doc White#	27
1908	Ed Walsh	40
1917	Ed Cicotte	28
1919	Ed Cicotte	29
1925	Ted Lyons#	21
1927	Ted Lyons#	22
1957	Billy Pierce#	20
1959	Early Wynn	22
1964	Gary Peters#	20
1972	Wilbur Wood#	24
1973	Wilbur Wood	24
1982	LaMarr Hoyt	19
1983	LaMarr Hoyt	24

## Winning Percentage

1901	Clark Griffith	.774
1908	Ed Walsh	.727
1916	Ed Cicotte	.682
1917	Reb Russell	.750
1919	Ed Cicotte	.806
1954	Sandy Consuegra	.842
1957	Dick Donovan#	.727
1959	Bob Shaw	.750
1962	Ray Herbert	.690
1967	Joel Horlen	.731
1983	Richard Dotson	.759

## Earned Run Average

1906	Doc White	1.52
1907	Ed Walsh	1.60
1910	Ed Walsh	1.27
1917	Ed Cicotte	1.53
1921	Red Faber	2.48
1922	Red Faber	2.80
1941	Thornton Lee	2.37
1942	Ted Lyons	2.10
1947	Joe Haynes	2.42
1951	Saul Rogovin*	2.48
1955	Billy Pierce	1.97
1960	Frank Baumann	2.67
1963	Gary Peters	2.33
1966	Gary Peters	1.98
1967	Joel Horlen	2.06

## Games

1907	Ed Walsh	56
1908	Ed Walsh	66
1909	Frank Smith	51
1910	Ed Walsh#	45
1911	Ed Walsh	56
1912	Ed Walsh	62
1913	Reb Russell	52
1915	Red Faber#	50
1917	Dave Danforth	50
1937	Clint Brown	53
1939	Clint Brown	61

1942	Joe Haynes	40
1952	Bill Kennedy	47
1959	Gerry Staley	67
1965	Eddie Fisher	82
1967	Bob Locker	77
1968	Wilbur Wood	88
1969	Wilbur Wood	76
1970	Wilbur Wood	77
1990	Bobby Thigpen	77

## Games Started

1907	Ed Walsh	46
1908	Ed Walsh	49
1909	Frank Smith	41
1912	Ed Walsh	41
1913	Jim Scott	38
1919	Lefty Williams	40
1920	Red Faber	39
1927	Tommy Thomas	36
1959	Early Wynn	37
1972	Wilbur Wood	49
1973	Wilbur Wood	48
1974	Wilbur Wood	42
1975	Wilbur Wood	43
1991	Jack McDowell#	35

## Complete Games

1907	Ed Walsh	37
1908	Ed Walsh	42
1909	Frank Smith	37
1919	Ed Cicotte	30
1921	Red Faber	32
1922	Red Faber	31
1924	Sloppy Thurston	28
1927	Ted Lyons	30
1929	Tommy Thomas	24
1930	Ted Lyons	29
1941	Thornton Lee	30
1956	Billy Pierce#	21
1957	Bill Pierce#	16
1957	Dick Donovan#	16
1958	Billy Pierce#	19
1991	Jack McDowell	15

## Shutouts

1901	Clark Griffith#	5
1906	Ed Walsh	10
1908	Ed Walsh	11
1909	Ed Walsh	8
1915	Jim Scott#	7
1925	Ted Lyons	5
1940	Ted Lyons#	4
1954	Virgil Trucks#	5
1957	Jim Wilson	5
1960	Early Wynn#	4
1963	Ray Herbert	7
1967	Joel Horlen#	6
1967	Tommy John#	6

## *Saves (Since 1969)*

1974	Terry Forster	24
1975	Rich Gossage	26
1990	Bobby Thigpen	57

## *Innings Pitched*

1907	Ed Walsh	422.1
1908	Ed Walsh	464.0
1909	Frank Smith	365.0
1911	Ed Walsh	368.0
1912	Ed Walsh	393.0
1917	Ed Cicotte	346.2
1919	Ed Cicotte#	306.2
1922	Red Faber	353.0
1927	Tommy Thomas#	307.2
1927	Ted Lyons#	307.2
1930	Ted Lyons	297.2
1959	Early Wynn	255.2
1972	Wilbur Wood	376.2
1973	Wilbur Wood	359.1

## *Strikeouts*

1908	Ed Walsh	269
1909	Frank Smith	177
1911	Ed Walsh	255
1953	Billy Pierce	186
1958	Early Wynn	179

## *Hits/9 IP*

1921	Red Faber	7.97
1927	Tommy Thomas	7.93
1953	Billy Pierce	7.16
1964	Joel Horlen	6.07
1967	Gary Peters	6.47

## *Walks/9 IP*

1907	Doc White	1.18
1910	Ed Walsh#	1.49
1911	Doc White	1.47
1916	Reb Russell	1.43
1917	Reb Russell	1.52
1918	Ed Cicotte	1.35
1919	Ed Cicotte	1.44
1936	Ted Lyons	2.23
1937	Monty Stratton	2.02
1939	Ted Lyons	1.36
1941	Ted Lyons	1.78
1958	Dick Donovan	1.92
1973	Jim Kaat*	1.73
1983	LaMarr Hoyt	1.07
1984	LaMarr Hoyt	1.64
1987	Bill Long	1.49

## *Strikeouts/9 IP*

1916	Lefty Williams	5.54
1953	Billy Pierce	6.17
1954	Billy Pierce	7.06
1961	Juan Pizarro	8.69
1962	Juan Pizarro	7.66
1983	Floyd Bannister	7.99
1985	Floyd Bannister	8.46

## *Opponents Batting Average*

1910	Ed Walsh	.187
1921	Red Faber	.242
1926	Tommy Thomas#	.244
1953	Billy Pierce	.218
1964	Joel Horlen	.190
1965	Eddie Fisher#	.262
1967	Gary Peters	.199

\*Denotes finished season with the White Sox

#Denotes tied for American League lead

### **Thomas and Ventura Join Exclusive Club**

Frank Thomas (32 home runs, and 109 RBI) and Robin Ventura (23, 100) became just the eighth pair of teammates under 25 years of age to collect at least 20 home runs and drive in at least 100 runs. The feat has only been accomplished three times since 1955, by Thomas and Ventura, in 1987 by Oakland's Jose Canseco (31, 113) and Mark McGwire (49, 118) and in 1975 by Boston's Fred Lynn (21, 105) and Jim Rice (22, 102).

### **White Sox Turnaround**

The White Sox 1990 record of 94-68 was the largest one-year turnabout in club history, eclipsing the 1970-71 revival when the Sox improved from 56-106 to 79-83.

# OPENING DAY RECORDS

**Overall record:** 46-46

**Home openers:** 48-44

**Most runs:** Sox 17, St. Louis 3, April 17, 1951

**Widest shutout margin:** Sox 14, Texas 0 (home opener), April 18, 1972

**Fewest hits by White Sox:** 0, Cleveland 1, Sox, 0, April 16, 1940, WP Bob Feller

**Fewest hits by opponent:** 1, Sox 3, St. Louis 0, April 14, 1910, WP Frank Smith

**Earliest Opening Day:** April 2, 1984, Sox 5, Baltimore 2

**Latest Opening Day:** May 2, 1919, St. Louis 11, Sox 4 (home)

**Record vs. opponents:** Baltimore 3-3; Boston 2-1; California /L.A. 4-1; Cleveland 9-13; Detroit 8-10; Kansas City A's 1-0; Kansas City Royals 2-1; Milwaukee 2-1; Minnesota 0-1; New York 1-0; Oakland Athletics 1-2; St. Louis 11-10; Texas 1-1; Toronto 0-1; and Washington 1-0

**Most starts:** Billy Pierce, 7

**Most wins:** Billy Pierce, 3

**Most losses:** Billy Pierce, 3

**Note:** The White Sox remain the last major league team to open a season with a *scheduled* doubleheader, scoring 6-5 and 12-4 victories at Oakland on April 7, 1971. The A's had started their season two days earlier at Washington. The Sox won two other Opening Day double-headers (1971 on the road and 1982 at home). Both resulted from inclement weather.

# TOP HOMER SEASONS

<i>Overall</i>		<i>Comiskey Park</i>	
Year	Total	Year	Total
1977	192	1984	103
1987	173	1977	85
1984	172	1983	84
1983	157	1960	80
1985	146	1970	78

## *Most Comiskey Park Home Runs*

Homers	Player	Year
27	Dick Allen	1972
24	Frank Thomas	*1991
23	Bill Mellon	1970
21	Zeke Bonura	1934
20	Carlton Fisk	1985
19	Gus Zernial	1950

\*Denotes New Comiskey Park

## *Three-Homer Innings*

Date	Sox Players	Opponent
July 9, 1988 (1)	D. Pasqua, G. Walker, D. Boston*	Boston
May 1, 1987	G. Walker, I. Calderon, T. Hulett	Baltimore
July 22, 1987	K. Williams, H. Baines, I. Calderon	Baltimore
August 24, 1985	R. Law, B. Little, H. Baines*	Toronto
September 9, 1983	G. Luzinski, T. Paciorek, C. Fisk*	California

\*Denotes Consecutive



# STREAKS

## *Consecutive Victories (10 or More)*

No.	Dates	Opponents
19	August 2-23, 1906	Bos. (6), Phil. (5), N.Y. (7), Wash. (1)
14	May 15-30, 1951	Bos. (2), N.Y. (1), Wash. (3), Phil. (1) Clev. (4), St.L. (3)
13	June 4-16, 1908	St.L. (1), Wash. (4), Phil. (4), N.Y. (4)
12	June 17-27, 1961	Minn. (3), Clev. (3), Wash. (4), Det. (2)
11	Sept. 23-Oct. 3, 1915	Wash. (1), Phil. (5), Clev. (1), St.L. (4)
10	June 21-July 3, 1901	Phil. (4), Clev. (4), Det. (2)
10	August 15-24, 1919	Bos. (2), N.Y. (2), Phil. (3), Wash. (3)
10	May 31-June 8, 1937	St.L. (3), Bos. (1), Phil. (4) N.Y. (1), Clev. (1)
10	August 14-22, 1965	K.C. (4), Wash. (3), Bos. (3)
10	April 30-May 14, 1967	Clev. (3), Det. (1), Balt. (2), Cal. (4)
10	May 18-26, 1976	Cal. (4), Minn. (2), Oak. (4)

## *Consecutive Losses (10 or More)*

No.	Dates	Opponents
13	August 9-26, 1924	Wash. (5), Bos. (4), N.Y. (3), Phil. (1)
12	September 10-22, 1927	Wash. (2), Phil. (3), N.Y. (5), Bos. (2)
11	July 12-20, 1910	N.Y. (3), Bos. (5), Phil. (3)
11	September 14-24, 1921	N.Y. (1), Bos. (4), Wash. (3), Phil. (3)
11	July 7-18, 1956	Det. (3), Bos. (3), N.Y. (2), Bal. (3)
10	September 14-22, 1931	Bos. (3), Phil. (3), Wash. (4)
10	August 7-19, 1932	Phil. (2), St.L. (4), Wash. (4)
10	September 17-26, 1934	Phil. (5), Clev. (3), Det. (2)
10	May 26-June 4, 1938	Phil. (2), Det. (3), Clev. (2), Wash. (3)
10	April 10-15, 1968	Clev. (2), Det. (5), Bos. (2), Minn. (1)
10	June 11-20, 1976	Clev. (4), Bal. (2), N.Y. (4)

## *Consecutive Victories Starting A Season*

No.	Dates	Opponents
8	April 11-18, 1982	N.Y. (2), Bos. (3), Bal. (3)
6	April 8-16, 1991	Bal. (2), Det. (2), N.Y. (2)
6	April 14-25, 1920	Det. (5), St.L. (1)
5	April 14-18, 1914	Clev. (4), St.L. (1)
5	April 17-22, 1945	Clev. (3), St.L. (2)
4	April 16-21, 1957	Clev. (1), K.C. (3)
4	April 10-14, 1959	Det. (3), K.C. (1)

## *Consecutive Losses Starting A Season*

No.	Dates	Opponents
10	April 10-25, 1968	Clev. (2), Det. (5), Bos. (2), Minn. (1)
5	April 5-12, 1974	Cal. (3), Minn. (2)
4	April 18-21, 1923	Clev. (4)
4	April 20-24, 1948	Det. (3), St.L. (1)
4	April 18-22, 1950	St.L. (2), Det. (2)
4	April 14-18, 1952	Clev. (3), St.L. (1)
4	April 7-11, 1986	Mil. (3), Bos. (1)

# NO-HITTERS

## *By White Sox*

Date	Sox Pitcher	Opponent	Sox-Opp.
September 20, 1902#	Nixey Callahan	Detroit	3-0
September 6, 1905	Frank Smith	Detroit	15-0
September 20, 1908#	Frank Smith	Philadelphia	1-0
August 27, 1911*	Ed Walsh	Boston	5-0
May 31, 1914*	Joe Benz	Cleveland	6-1
April 14, 1917	Ed Cicotte	St. Louis	11-0
April 30, 1922**	Charles Robertson	Detroit	2-0
August 21, 1926	Ted Lyons	Boston	6-0
August 31, 1935*	Vern Kennedy	Cleveland	5-0
June 1, 1937	Bill Dietrich	St. Louis	8-0
August 20, 1957*	Bob Keegan	Washington (night)	6-0
September 10, 1967*	Joel Horlen	Detroit	6-0
July 28, 1976	John Odom- Francisco Barrios	Oakland (night)	2-1
September 19, 1986	Joe Cowley	California (night)	7-1
August 11, 1991	Wilson Alvarez	Baltimore	7-0

Note: Ed Walsh (won 8-1 on May 26, 1907 versus New York in a five-inning, rain-shortened game), James Scott (lost 0-1 on May 14, 1914 versus Washington) and Melido Perez (won 8-0 on July 12, 1990 at New York in a rain-shortened, six-inning game) are not credited with official no-hitters.

## *Against White Sox*

Date	Opposing Pitcher	Opponent	Sox-Opp.
August 17, 1904	Jesse Tannehill	Boston	0-6
September 27, 1904	Bill Dinneen	Boston	0-2
October 2, 1908**	Addie Joss	Cleveland	0-1
April 20, 1910#	Addie Joss	Cleveland	0-1
May 5, 1917	Ernest Koob	St. Louis	0-1
May 6, 1917* (2nd)	Robert Groom	St. Louis	0-3
April 16, 1940*&	Bob Feller	Cleveland	0-1
July 14, 1956	Mel Parnell	Boston	0-4
August 1, 1962	Bill Monbouquette	Boston (night)	0-1
September 29, 1983	Mike Warren	Oakland (night)	0-3
April 7, 1984*	Jack Morris	Detroit	0-4
August 26, 1991	Bret Saberhagen	Kansas City	0-7
#at Chicago & Opening Day	*at Comiskey Park	**Perfect Game	

Note: Cleveland's Earl Moore (lost 4-2 on May 9, 1901) pitched nine hitless innings before Sandow Mertes singled in the 10th. The Sox won, 4-2, in 10 innings. New York's Andy Hawkins (lost 4-0 on July 1, 1990) tossed eight hitless innings but lost. Neither is credited with an official no-hitter.

### **Consecutive 20-Win Seasons**

Wilbur Wood holds the White Sox record with four consecutive 20-win seasons from 1971-74. Three other Sox pitchers, Nick Altrock (1904-06), Red Faber (1920-22) and Frank Owen (1904-06) reached 20 victories three consecutive years.

# ONE-HITTERS

Date	Opponent	Score	Winning Pitcher	Losing Pitcher
August 1, 1901	Detroit	4-0	N. Callahan	Yeager
May 16, 1902	St. Louis	2-1	W. Piatt	Powell
Sept. 6, 1903	Cleveland	1-0 (10)	D. White	Glendon
Sept. 16, 1904	@ St. Louis	1-0	D. White	Siever
May 21, 1905	Washington	2-1	F. Smith	Patten
August 31, 1905	Washington	2-0	F. Smith	Hughes
May 6, 1906	Cleveland	6-0	E. Walsh	Joss
June 5, 1906	Philadelphia	7-1	D. White	Waddell
July 3, 1906	St. Louis	3-0	D. White	Jacobson
August 3, 1906	Boston	4-0	E. Walsh	Harris
May 19, 1908	@ Washington	2-0	D. White	Smith
June 20, 1909	Cleveland	4-0	E. Walsh	Young
July 31, 1909	@ Washington	1-0	B. Burns	Johnson
April 14, 1910	St. Louis	3-0	F. Smith#	Graham
June 6, 1910	Boston	1-0	E. Walsh	Hall
Sept. 8, 1910	@ St. Louis	1-0	F. Olmstead	Lake
August 14, 1911	Detroit	2-0	E. Walsh	Willett
July 14, 1913	Boston	8-0	R. Russell	Foster
May 19, 1914	@ Philadelphia	3-0	E. Cicotte	Shawkey
June 4, 1914	Cleveland	2-0	J. Scott	Blanding
June 10, 1914	Washington	2-0	J. Benz	Johnson
June 17, 1914	Philadelphia	5-0	R. Faber	Bressler
May 17, 1915	Philadelphia	6-2	J. Scott	Pennock
Sept. 15, 1915	@ Boston	3-1	R. Faber	Gregg
July 26, 1916	New York	2-0	E. Cicotte	Mogridge
July 17, 1917	Washington	5-0	E. Cicotte	Dumont
Sept. 19, 1925	@ Washington	17-0	T. Lyons*	Zachary
May 26, 1929	Detroit	2-0	R. Faber	Carroll
June 13, 1933	St. Louis	6-1	W. Wyatt*	Gray
July 20, 1935	@ Washington	1-0	C. Fischer	Hadley
May 29, 1941	St. Louis	4-0	B. Dietrich	Caster
May 14, 1943	New York	3-0	L. Ross	Wensloff
July 8, 1943	New York	1-0	O. Grove*	Borowy
May 1, 1945	@ Detroit	5-0	J. Haynes	Wilson
June 15, 1950	New York	5-0	B. Pierce	Lopat
April 16, 1953	St. Louis	1-0	B. Pierce	Brecheen
May 1, 1954	@ Boston	3-0	V. Trucks	Henry
July 6, 1954	@ Detroit	4-0	V. Trucks	Aber
June 21, 1956	Baltimore	1-0	J. Harshman##	Johnson
May 25, 1957	@ Cleveland	4-0	D. Donovan	Wynn
July 20, 1957	Boston	4-0	D. Donovan	Sisler
June 27, 1958	Washington	3-0	B. Pierce*	Kemmerer
May 1, 1959	Boston	1-0	E. Wynn	Brewer
June 11, 1959	@ Washington	3-1	B. Pierce	Pascual
July 15, 1963	Baltimore	4-0	G. Peters	Roberts
August 11, 1965	Washington	7-0	J. Pizarro	McCormick
May 30, 1966	Boston	11-0	J. Lamabe	Santiago
May 14, 1967	California	3-1	G. Peters	Coates
August 21, 1973	@ Cleveland	4-0	S. Bahnsen*	Tidrow
May 26, 1976	@ California	1-0	K. Brett	Kirkwood
July 2, 1980	California	1-0	R. Baumgarten	Tanana
August 25, 1981	@ Milwaukee	5-1	D. Lamp*	Slaton
May 18, 1983	@ Baltimore	0-1	D. Martinez	Dotson
Sept. 9, 1983	California	11-0	B. Burns	John
May 2, 1984	New York	3-0	L. Hoyt	Rijo
Sept. 13, 1987	@ Seattle	2-0	F. Bannister	Langston
July 14, 1991	@ Milwaukee	15-1	J. McDowell	Knudson

\*Lost no-hitter in ninth inning

##Double one-hitter

#Opening Day

## DOUBLEHEADER SHUTOUTS

Date	Opponent	Score	Winning Sox Pitchers
Sept. 6, 1905	@ Detroit	2-0	Doc White
		15-0	*Frank Smith
July 31, 1909	@ Washington	5-0	Jim Scott
		1-0	Frank Lange
August 11, 1914	Cleveland	2-0	Mellie Wolfgang
		2-0	Ed Cicotte
May 28, 1916	Cleveland	2-0	Jim Scott
		2-0	Red Faber
July 10, 1916	@ Boston	4-0	Lefty Williams
		3-0	Reb Russell
July 13, 1940	@ Boston	5-0	Ted Lyons
		7-0	Jack Knott
August 19, 1941	Philadelphia	4-0	Thornton Lee
		1-0	John Humphries
May 15, 1949	Cleveland	10-0	Bill Wight
		2-0	Alan Gettel
May 25, 1952	Detroit	3-0	Joe Dobson
		1-0	Marv Grissom
June 14, 1953	Boston	6-0	Billy Pierce
		1-0	Sandy Consuegra
June 15, 1958	@ Baltimore	3-0	Jim Wilson
		4-0	Dick Donovan
June 5, 1960	Kansas City	2-0	Russ Kemmerer
		2-0	Frank Baumann
July 5, 1964	Cleveland	2-0	Juan Pizarro
		5-0	Joel Horlen
May 30, 1966	Boston	1-0	John Buzhardt
		11-0	#Jack Lamabe
Sept. 10, 1967	Detroit	6-0	*Joel Horlen
		4-0	Cisco Carlos
*No-hitter	#One-hitter		

## SINGLE-GAME STRIKEOUTS

No.	Sox Pitcher	Opponent	Date
16	Jack Harshman	@ Boston	July 25, 1954
15	Ed Walsh	@ Cleveland	October 2, 1908
15	Jim Scott	St. Louis	June 22, 1913
15	Ed Walsh	Boston	August 11, 1910
15	Ed Cicotte	New York	August 26, 1914
14	Saul Rogovin (17 inn.)	Boston	September 14, 1952
14	Early Wynn	Boston	May 1, 1959
14	Jim Scott	St. Louis	September 27, 1913
14	Juan Pizarro	@ Washington (N)	July 31, 1964
13	Ed Walsh (15 inn.)	Detroit (N)	May 1, 1910
13	Ed Walsh	St. Louis	September 13, 1910
13	Frank Lange	New York	September 20, 1910
13	Jim Scott (15 inn.)	@ St. Louis	April 20, 1912
13	Red Faber	@ Philadelphia	May 17, 1922
13	Thornton Lee	Cleveland	June 12, 1945
13	Marv Grissom	New York	September 13, 1952
13	Juan Pizarro	@ Baltimore (N)	September 29, 1961
13	Juan Pizarro	Cleveland (N)	August 25, 1961
13	Doc White (14 inn.)	@ Philadelphia	June 9, 1905
13	Gary Peters	Baltimore (N)	July 15, 1963
13	Juan Pizarro	Washington (N)	May 22, 1964
13	Juan Pizarro (13 inn.)	Baltimore (N)	August 23, 1965
13	Chris Knapp	@ California (1)	September 11, 1977

## LONGEST GAMES

Innings	Date	Opponent	Score	Sox Pitcher Of Record
25*	May 8-9, 1984	Milwaukee	7-6	Tom Seaver
22	June 12, 1967	@ Washington	5-6	John Buzhardt
21	May 26-28, 1973	Cleveland	6-3	Wilbur Wood
21	May 24, 1929	Detroit	5-6	Ted Lyons
19	June 24, 1915	@ Cleveland	5-4	Red Faber
19	July 13, 1951	Boston	5-4	Harry Dorish
19	August 11, 1972	@ Oakland	3-5	Stan Bahnsen
19	May 1, 1991	@ Milwaukee	9-10	Wayne Edwards
18	June 25, 1903	New York	6-6	None
18	May 15, 1918	@ Washington	0-1	Lefty Williams
18	August 21, 1933	New York	3-3	None
18	June 18, 1947	Washington	0-1	Earl Harrist
18	August 6, 1959	@ Baltimore	1-1	None
17	May 18, 1902	St. Louis	2-2	None
17	May 13, 1909	Washington	1-1	None
17	May 25, 1912	Detroit	5-4	Frank Lange
17	May 21, 1915	Boston	3-2	Red Faber
17	July 12, 1951	Boston	4-5	Saul Rogovin
17	August 13, 1933	Detroit	5-6	Ted Lyons
17	September 14, 1952	Boston	4-3	Luis Aloma
17	June 4, 1959	Baltimore	6-5	Bob Shaw
17	July 25, 1959	Baltimore	3-2	Turk Lown
17	June 21, 1964	New York	1-2	Don Mossi
17	September 13, 1967	Cleveland	1-0	Don McMahon
17	May 25, 1986	@ Kansas City	1-2	Bill Dawley

\*Denotes AL record for innings, major league record for time (8:06)

## HIGHEST-SCORING GAMES

### *By the White Sox*

Score	Date	Opponent	Sox Pitcher Of Record
29-6*	April 23, 1955	@ Kansas City	Jack Harshman
22-13	May 31, 1970	@ Boston	Floyd Weaver
21-14	July 18, 1936	@ Philadelphia	Clint Brown
21-7	June 26, 1960	Boston (2nd game)	Early Wynn
20-6	May 11, 1911	Washington	Doc White
20-15	September 9, 1921	Detroit	Dickie Kerr
20-10	April 30, 1934	Cleveland	Sam Jones
20-2	June 17, 1956	Washington	Dick Donovan
20-6	April 22, 1959	@ Kansas City	Bob Shaw
19-9	May 1, 1901	Detroit	Roy Patterson
19-3	May 3, 1918	@ Detroit	Lefty Williams
19-11	August 15, 1922	@ Boston	Ted Blankenship
19-2	August 31, 1926	@ Detroit	Red Faber
19-6	May 11, 1936	@ St. Louis	John Whitehead
19-6	July 28, 1936	Philadelphia	Bill Dietrich
19-7	July 20, 1940	Philadelphia	Eddie Smith

\*Denotes American League record

# MANAGERS

## *Managers' Records*

Manager	Years	G	W-L	Pct.
Bill Adair	1970	10	4-6	.400
Russ Blackburne	1928-29	232	99-133	.427
Donie Bush	1930-31	310	118-189	.384
Nixey Callahan	1903-04, '12-14	648	309-329	.476
Eddie Collins	1924-26	336	174-160	.521
Red Corriden	1950	125	52-72	.419
Larry Doby	1978	87	37-50	.425
Hugh Duffy	1910-11	310	145-159	.477
Jimmy Dykes	1935-46	1850	899-940	.489
Johnny Evers	1924	124	51-72	.415
Lew Fonseca	1932-34	318	120-196	.377
Jim Fregosi	1986-88	419	193-226	.461
Kid Gleason	1919-23	759	392-364	.519
Clark Griffith	1901-02	275	157-113	.581
Don Gutteridge	1969-70	281	109-172	.388
Fielder Jones	1904-08	739	426-293	.576
Don Kessinger	1979	106	46-60	.434
Tony La Russa	1979-86	1035	522-510	.504
Bob Lemon	1977-78	236	124-112	.525
Al Lopez	1957-65, '68-69	1495	840-650	.562
Ted Lyons	1946-48	434	185-245	.430
Marty Marion	1954-56	318	179-138	.565
Les Moss	1968	36	12-24	.333
Jack Onslow	1949-50	184	71-113	.386
Doug Rader	1986	2	1-1	.500
Paul Richards	1951-54, '76	774	406-362	.529
Clarence Rowland	1915-18	590	339-247	.578
Ray Schalk	1927-28	228	102-125	.449
Eddie Stanky	1966-68	404	206-197	.511
Billy Sullivan	1909	159	78-74	.512
Chuck Tanner	1970-75	815	401-414	.492
Jeff Torborg	1989-91	485	250-235	.515
Ed Walsh	1924	3	1-2	.333

### *By Wins*

Wins	Manager
899	Jimmy Dykes
840	Al Lopez
522	Tony La Russa
426	Fielder Jones
406	Paul Richards
401	Chuck Tanner
392	Kid Gleason
339	Clarence Rowland
309	Nixey Callahan
250	Jeff Torborg

### *By Pct.*

Pct.	Manager
.581	Clark Griffith
.578	Clarence Rowland
.576	Fielder Jones
.565	Marty Marion
.562	Al Lopez
.529	Paul Richards
.525	Bob Lemon
.521	Eddie Collins
.519	Kid Gleason
.515	Jeff Torborg

# COACHES

Coach	Years
Bill Adair	1970
Jimmy Adair	1951-52
Luke Appling	1970-71
Jim Austin	1933-35, 1937, 1939-40
Loren Babe	1980, 1983
Ray Berres	1949-66, 1969
Chief Bender	1926

<b>Coach</b>	<b>Years</b>	<b>Coach</b>	<b>Years</b>
<b>Terry Bevington</b>	<b>1989-</b>	Bill Lauder	1925
Russ Blackburne	1927-28	Jim Leyland	1982-85
Dick Bosman	1986-87	Joe Lonnett	1971-75
Ed Brinkman	1983-88	Mike Lum	1985
Jim Busby	1976	Fred Martin	1979
John Butler	1932	Jim Mahoney	1972-76
Orlando Cepeda	1980	Marty Marion	1954
Ron Clark	1988-90	Charlie Metro	1965
John Cooney	1957-64	Dyar Miller	1987-88
Red Corriden	1950	Ed Miller	1942-49
Doc Cramer	1951-53	Colonel Mills	1947-50
Tony Cuccinello	1957-66, '69	Minnie Minoso	1976-78, 1980
Bill Cunningham	1932	Al Monchak	1971-75
Larry Doby	1977-78	Les Moss	1967-68, '70
Moe Drabowsky	1986	Hugh Mulcahy	1970
Dave Duncan	1983-86	George Myatt	1955-56
A.A. Egan	1926	Dave Nelson	1981-84
Sammy Ellis	1989-91	<b>Joe Nossek</b>	<b>1984-86, 1990-</b>
Cal Emery	1988	Vada Pinson	1981
Johnny Evers	1922, 1924	Doug Rader	1986-87
Red Faber	1947-48	Grover Resinger	1967-68
Kerby Farrell	1966-69	Glen Rosenbaum	1974-75, 1986-89
Barry Foote	1990-91	Frank Roth	1927
Kid Gleason	1912-17	Don Rowe	1988
Marv Grissom	1967-68	Muddy Ruel	1936-45
Don Gutteridge	1955-66, 1968-69	Johnny Sain	1971-75
George Haas	1940-46	Ron Schueler	1980-82
Luman Harris	1951-54	Ken Silvestri	1976, 1982
Willie Horton	1986	Joe Sparks	1979
<b>Walt Hriniaik</b>	<b>1989-</b>	Monty Stratton	1940-41
Deron Johnson	1987	Ed Walsh	1923-24, 1928-29
Bernie Kelly	1930-31	Billy Webb	1935, 1937-39
Bobby Knoop	1977-78	Del Wilber	1955-56
Art Kusnyer	1980-87	Stan Williams	1977-78
Dave LaRoche	1989-91	Walt Williams	1988
Tony La Russa	1978	Bobby Winkles	1979-81
Charley Lau	1982-83		

## ALL-STARS

- 1933 **Al Simmons (OF)**, Jimmy Dykes (3B)  
1934 **Al Simmons (OF)**, Jimmy Dykes (3B)  
1935 **Al Simmons (OF)**  
1936 **Luke Appling (SS)**, **Rip Radcliff (OF)**, Vern Kennedy  
1937 Luke Sewell (C), Monty Stratton (P). Stratton was injured and unable to play  
1938 **Mike Kreevich (OF)**  
1939 Luke Appling (SS), Ted Lyons (P)  
1940 **Luke Appling (SS)**  
1941 Luke Appling (SS), Thornton Lee (P), Edgar Smith (P)  
1942 Edgar Smith (P)  
1943 Luke Appling (SS)  
1944 **Thurman Tucker (OF)**, Orval Grove (P)  
1946 Luke Appling (SS)  
1947 Luke Appling (SS), Rudy York (1B)  
1948 Joe Haynes (P)  
1949 **Cass Michaels (2B)**  
1950 Rae Scarborough (P)  
1951 **Chico Carrasquel (SS)**, **Nellie Fox (2B)**, Jim Busby (OF), Randy Gumpert (P), Minnie Minoso (OF), Eddie Robinson (1B)  
1952 **Eddie Robinson (1B)**, Nellie Fox (2B), Minnie Minoso (OF)  
1953 **Chico Carrasquel (SS)**, **Billy Pierce (P)**, Nellie Fox (2B), Ferris Fain (1B), Minnie Minoso (OF)



- 1954 **Minnie Minoso (OF), Chico Carrasquel (SS)**, Sandy Consuegra (P), Nellie Fox (2B), Bob Keegan (P), Sherm Lollar (C), Virgil Trucks (P), George Kell (3B), Ferris Fain (1B). Kell and Fain were injured and could not play
- 1955 **Nellie Fox (2B), Billy Pierce (P)**, Chico Carrasquel (SS), Sherm Lollar (C), Dick Donovan (P)
- 1956 **Nellie Fox (2B), Billy Pierce (P)**, Sherm Lollar (C), Jim Wilson (P)
- 1957 **Nellie Fox (2B)**, Minnie Minoso (OF), Billy Pierce (P)
- 1958 **Luis Aparicio (SS), Nellie Fox (2B)**, Sherm Lollar (C), Billy Pierce (P), Early Wynn (P)
- 1959 **Luis Aparicio (SS), Nellie Fox (2B), Early Wynn (P)**, Sherm Lollar (C), Billy Pierce (P)
- 1960 **Minnie Minoso (OF)**, Luis Aparicio (SS), Nellie Fox (2B), Sherm Lollar (C), Gerry Staley (P), Early Wynn (P), Al Smith (OF)
- 1961 Nellie Fox (2B), Billy Pierce (P), Luis Aparicio (SS), Ray Herbert (P), Roy Sievers (1B)
- 1962 **Luis Aparicio (SS)**, Jim Landis (OF)
- 1963 **Nellie Fox (2B)**, Juan Pizarro (P)
- 1964 Gary Peters (P), Juan Pizarro (P)
- 1965 Eddie Fisher (P), Bill Skowron (1B)
- 1966 Tommie Agee (OF)
- 1967 Tommie Agee (OF), Ken Berry (OF), Joel Horlen (P), Gary Peters (P)
- 1968 Tommy John (P), Duane Josephson (C)
- 1969 Carlos May (OF)
- 1970 **Luis Aparicio (SS)**
- 1971 Bill Melton (3B)
- 1972 **Dick Allen (1B)**, Carlos May (OF), Wilbur Wood (P)
- 1973 **Dick Allen (1B)**, Pat Kelly (OF). Kelly replaced Allen due to injury
- 1974 **Dick Allen (1B)**, Wilbur Wood (P), Ed Herrmann (C). Herrmann was replaced due to injury
- 1975 Bucky Dent (SS), Rich Gossage (P), Jim Kaat (P), Jorge Orta (2B).
- 1976 Rich Gossage (P)
- 1977 **Richie Zisk (OF)**
- 1978 Chet Lemon (OF)
- 1979 Chet Lemon (OF)
- 1980 Ed Farmer (P)
- 1981 **Carlton Fisk (C)**, Britt Burns (P)
- 1982 **Carlton Fisk (C)**
- 1983 Ron Kittle (OF)
- 1984 Richard Dotson (P)
- 1985 **Carlton Fisk (C)**, Harold Baines (OF)
- 1986 Harold Baines (OF)
- 1987 Harold Baines (OF)
- 1988 Ozzie Guillen (SS) Injured, could not play
- 1989 **Harold Baines (DH)**
- 1990 Ozzie Guillen (SS), Bobby Thigpen (P)
- 1991 Carlton Fisk (C), Ozzie Guillen (SS), Jack McDowell (P)

**Bold denotes starters**

## MILESTONE VICTORIES

Victory	Date	Opp.	Score	Sox Winner	Loser
1	April 24, 1901	Clev.	8-2	Roy Patterson	B. Hofer
100	May 30, 1902	@ Wash.	3-2	Nixey Callahan	C. Patten
500	April 28, 1907	@ Det.	3-1	Frank Owen	E. Killian
1,000	June 22, 1913	St. Louis	2-0	Ed Walsh	C. Weillman
2,000	April 28, 1926	@ Det.	9-5	Tommy Thomas	C. Barfoot
3,000	August 3, 1940	Wash.	7-6	Jack Knott	R. Monteagudo
4,000	May 15, 1954	Phil.	7-6	Virgil Trucks	L. Wheat
5,000	June 11, 1965	Wash.	5-2	Juan Pizarro	P. Ortega
6,000	June 7, 1978	@ Minn.	8-3	Ken Kravec	R. Erickson
7,000	July 1, 1991	@ Minn.	5-4	Bobby Thigpen	C. Willis

# AWARD WINNERS

## *Most Valuable Player (BBWAA)*

- 1959 Nellie Fox
- 1972 Dick Allen

## *Rookie Awards*

- 1951 Minnie Minoso (TSN)
- 1956 Luis Aparicio (TSN, BBWAA)
- 1963 Pete Ward (TSN)  
Gary Peters (TSN, BBWAA)
- 1966 Tommie Agee (TSN, BBWAA)
- 1969 Carlos May (TSN)
- 1980 Britt Burns (TSN)
- 1983 Ron Kittle (TSN, BBWAA)
- 1985 **Ozzie Guillen (TSN, BBWAA)**

## *Cy Young Award (BBWAA)*

- 1959 Early Wynn
- 1983 LaMarr Hoyt

## *Pitcher of the Year*

- 1956 Billy Pierce (TSN)
- 1957 Billy Pierce (TSN)
- 1959 Early Wynn (TSN)
- 1972 Wilbur Wood (TSN)
- 1983 LaMarr Hoyt (TSN)

## *Relief Pitcher of the Year*

- 1965 Eddie Fisher (TSN)
- 1968 Wilbur Wood (TSN)
- 1974 Terry Forster (TSN)
- 1975 Rich Gossage (TSN)
- 1990 **Bobby Thigpen (TSN, Roloids)**

## *Rawlings Gold Glove Award®*

- 1957 Sherm Lollar (C)  
Nellie Fox (2B)  
Minnie Minoso (OF)
- 1958 Sherm Lollar (C)  
Luis Aparicio (SS)
- 1959 Sherm Lollar (C)  
Nellie Fox (2B)  
Luis Aparicio (SS)
- 1960 Nellie Fox (2B)  
Luis Aparicio (SS)  
Minnie Minoso (OF)
- 1961 Luis Aparicio (SS)  
Jim Landis (OF)
- 1962 Luis Aparicio (SS)  
Jim Landis (OF)
- 1963 Jim Landis (OF)
- 1964 Jim Landis (OF)
- 1966 Tommie Agee (OF)
- 1968 Luis Aparicio (SS)
- 1970 Luis Aparicio (SS)  
Ken Berry (OF)
- 1974 Jim Kaat (P)
- 1975 Jim Kaat (P)
- 1977 Jim Spencer (1B)
- 1981 Mike Squires (1B)
- 1990 **Ozzie Guillen (SS)**
- 1991 **Robin Ventura (3B)**

## *Silver Slugger Award (The Sporting News/ Hillerich & Bradsby)*

- 1981 Carlton Fisk (C)
- 1985 Carlton Fisk (C)
- 1988 Carlton Fisk (C)
- 1991 Frank Thomas (1B)

## *The Sporting News All-Star Teams*

1926	Johnny Mostil (OF)
1927	Ted Lyons (P)
1933	Al Simmons (OF)
1934	Al Simmons (OF)
1936	Luke Appling (SS)
1940	Luke Appling (SS)
1943	Luke Appling (SS)
1955	Nellie Fox (2B)
1956	Nellie Fox (2B)
	Billy Pierce (P)
1957	Billy Pierce (P)
1958	Nellie Fox (2B)
1959	Nellie Fox (2B)
	Sherm Lollar (C)
	Early Wynn (P)
1960	Minnie Minoso (OF)
1963	Gary Peters (P)
1964	Gary Peters (P)
1968	Luis Aparicio (SS)
1970	Luis Aparicio (SS)
1972	Dick Allen (1B)
	Wilbur Wood (P)
1974	Dick Allen (1B)
1975	Jim Kaat (P)
1983	<b>Carlton Fisk (C)</b>
	Greg Luzinski (DH)
	LaMarr Hoyt (RHP)
1985	Harold Baines (DH)
	<b>Carlton Fisk (C)</b>
1988	Harold Baines (DH)
1990	<b>Carlton Fisk (C)</b>
1991	<b>Frank Thomas (1B)</b>

## *AL Player of the Month*

1980	Lamar Johnson (April)
1984	Greg Walker (September)
1989	Ron Kittle (May)
1991	<b>Robin Ventura (July)</b>
	<b>Frank Thomas (August)</b>

## *AL Pitcher of the Month*

1982	LaMarr Hoyt (May)
1983	Rich Dotson (September)
1990	<b>Bobby Thigpen (May)</b>

## *AL Player/Pitcher of the Week*

1974	Dick Allen (June 11)
	Jorge Orta (June 25)
	Dick Allen (July 23)
	Jim Kaat (Sept. 24)
1977	Richie Zisk (July 3)
1979	Chet Lemon (April 15)
	Claudell Washington (Sept. 9)
1980	Lamar Johnson (April 13)

1981	Richard Dotson (May 10)
	Greg Luzinski (May 24)
	Britt Burns (Aug. 23)
1982	Salome Barojas (April 18)
	Harold Baines (July 11)
1983	LaMarr Hoyt (Aug. 28)
	Harold Baines (Sept. 11)
1984	Ron Kittle (April 29)
	Tom Paciorek (May 13)
	Harold Baines (Aug. 12)
	Greg Walker (Sept. 9)
1985	<b>Carlton Fisk (June 2)</b>
	Tom Seaver (Aug. 4)
	Ron Kittle (Sept. 15)
1986	Joe Cowley (Sept. 21)
1987	Gary Redus (May 18)
1988	<b>Carlton Fisk (Aug. 21)</b>
1989	Ron Kittle (May 14)
1990	<b>Frank Thomas (Sept. 23)</b>
1991	<b>Frank Thomas (April 28)</b>
	<b>Robin Ventura (July 22)</b>
	<b>Frank Thomas (Aug. 4)</b>
	<b>Wilson Alvarez (Aug. 11)</b>

## *All-Rookie Team*

1978	Bob Molinaro, OF (Topps, Baseball Digest)
	Mike Colbern, C (Baseball Digest)
	Bill Nahorodny, C (Topps)
1979	Ross Baumgarten, LHP (Topps, Baseball Digest)
1980	Britt Burns, LHP (Topps, Baseball Digest)
1982	Salome Barojas, RHP (Baseball Digest)
1983	Ron Kittle, OF (Topps, Baseball Digest)
	Greg Walker, 1B (Baseball Digest)
1985	<b>Ozzie Guillen, SS</b> (Topps, Baseball Digest)
	Tim Hulett, 2B (Baseball Digest)
1987	<b>Bobby Thigpen, RHP</b> (Baseball Digest)
1988	Dave Gallagher, OF (Topps, Baseball Digest)
1989	Carlos Martinez, OF (Topps, Baseball Digest)
1990	<b>Scott Radinsky, LHP</b> (Topps)
	<b>Robin Ventura, 3B</b> (Topps, Baseball Digest)

*Executive of  
the Year  
(The Sporting News)*

1972 Roland Hemond  
1977 Bill Veeck

*Manager of  
the Year  
(The Sporting News)*

1972 Chuck Tanner  
1983 Tony La Russa  
1990 Jeff Torborg

## BBWAA AWARDS

### *Chicago Chapter*

*John Carmichael  
Award  
Chicago Player  
of the Year*

1958 Nellie Fox  
1960 Nellie Fox  
1961 Minnie Minoso  
1962 Luis Aparicio  
1963 Floyd Robinson  
1968 Joel Horlen  
1972 Bill Melton  
1973 Dick Allen  
1975 Ken Henderson  
1984 LaMarr Hoyt  
1986 **Carlton Fisk**  
1991 **Bobby Thigpen**  
1992 **Frank Thomas**

*Chicago Rookie  
of the Year*

1964 Gary Peters  
Pete Ward  
1965 Don Buford  
1967 Tommie Agee  
1970 Carlos May  
1971 Jerry Janeski  
1972 Chuck Tanner  
(Manager)  
1975 Bucky Dent  
1979 Greg Pryor  
1980 Ross Baumgarten  
1981 Britt Burns  
1984 Ron Kittle  
1985 Tom Seaver  
1986 **Ozzie Guillen**  
1987 John Cangelosi  
1988 Kenny Williams  
1989 Dave Gallagher  
1991 **Robin Ventura**

*Wendell Smith  
Award  
Baseball's Good Will  
Ambassador*

1973 Chuck Tanner  
1974 Glen Miller  
1974 Tom Maloney  
1976 Bob Elson  
1977 Minnie Minoso  
1981 Bobby Winkles  
1985 Bill Veeck  
1986 Jim Leyland  
1987 Bill Skowron  
1989 Jerry Hairston  
1990 **Ozzie Guillen**  
1992 **Donn Pall**

*Ken Hubbs  
Memorial Award*

1969 Wilbur Wood  
1975 Don Kessinger  
1976 Jim Kaat  
1977 Wilbur Wood  
1980 Lamar Johnson  
1982 Greg Luzinski  
1985 Harold Baines  
1987 Tommy John  
1988 Ron Santo  
1989 Vance Law  
1990 Greg Walker

*Will Harridge  
Award*

1960 Al Lopez  
1963 Billy Pierce  
1968 Eddie Stanky  
1973 Roland Hemond  
1978 Oscar Gamble  
1979 Bob Lemon  
1984 Roland Hemond  
1986 Tom Seaver  
1988 **Carlton Fisk**  
1991 Jeff Torborg

## *Warren Brown Award*

1966	Eddie Fisher
1967	Moe Drabowsky
1971	Jim Hickman
1972	Wilbur Wood
1976	Rich Gossage
1983	LaMarr Hoyt
1988	<b>Bobby Thigpen</b>
1989	<b>Bobby Thigpen</b>
1991	<b>Ozzie Guillen</b>
1992	<b>Jack McDowell</b>

## *William Wrigley Jr. Award*

1954	Virgil Trucks
1960	Early Wynn
1961	Al Smith
1965	Bill Skowron
1971	Carlos May
1974	Bill Melton
1976	Bill Veeck
1977	Tommy John
1978	Eric Solderholm
1980	Jerry Koosman
1982	Bill Almon
1984	<b>Carlton Fisk</b>
1987	Richard Dotson
1989	Jerry Reuss

## *J. Louis Comiskey Award*

1950	Luke Appling
1953	Grace Comiskey
1959	Jimmie Dykes
1960	Lew Fonseca
1965	Al Lopez
1967	Ray Berres
1968	Ted Lyons
1970	Tony Cuccinello
1975	Eddie Stanky
1978	Bill Veeck
1982	Jack Brickhouse

### **White Sox Parks**

◆ **South Side Grounds:** The first Sox home was the South Side Grounds, located on the corner of 39th Street and Princeton Avenue. The 5,000-seat wooden park featured a short right-center field area due to a greenhouse east of the stadium. After the White Sox moved to Comiskey Park, the name was changed to Schlorsing Park and it became home to the Negro League's Chicago American Giants until the wooden grandstand burned down in 1940.

◆ **Old Comiskey Park:** After nine years in the South Side Grounds, Charles Comiskey started construction on his new "Baseball Palace of the World" at the corner of 35th Street and Shields Avenue. White Sox Park opened on July 1, 1910, but soon became known as Comiskey Park. The new park was designed by architect Zachary Taylor Davis with help from Comiskey and pitcher Ed Walsh. Comiskey Park featured spacious dimensions (362' down each line and 420' to straight-away center field.). Before the 1927 season, the park was enclosed by a double-decked outfield grandstand. On August 14, 1939, the first night game in Chicago was played at Comiskey Park, with the Sox defeating the St. Louis Browns, 5-2. The first large center field scoreboard was built in 1950 and lasted until replaced by Bill Veeck's exploding version in 1960. In 1982, a new scoreboard, complete with color video board, was constructed along with new Golden Box seats, dugouts and a level of luxury sky suites. The White Sox played their final campaign at old Comiskey Park in 1990. The festive final weekend of the old stadium was capped by a 2-1 Sox victory over the Seattle Mariners in the final game on September 30, 1990.

◆ **New Comiskey Park:** The new Comiskey Park opened on April 18, 1991, almost three years after the Illinois General Assembly passed legislation to build the park directly across the street from old Comiskey Park. A groundbreaking ceremony was held on May 7, 1989, with Mayor Richard M. Daley and Governor James Thompson in attendance. The new park features an exploding scoreboard, an old-time facade complete with arches and over 40,000 unobstructed view seats. The new Comiskey Park attracted a club record 2,934,154 fans in its first year and drew rave reviews from the general public and baseball officials.

# RETIRED NUMBERS



**NELLIE FOX 2**  
*No. retired 1976*

Played 14 seasons with the White Sox ... named American League Most Valuable Player in 1959 ... led AL in hits in 1952, '54, '57 and '58 ... a three-time Gold Glove winner (1957, '59 and '60) ... a 12-time All-Star.

**HAROLD BAINES 3**  
*No. retired 1989*

Spent 10 seasons with the White Sox ... ranks second on the club in home runs (186) and RBI (819) ... belted 20 home runs in six consecutive seasons (1982-87) ... is the Sox all-time leader in grand slams with five.



**LUKE APPLING 4**  
*No. retired 1975*

Played 20 seasons with the White Sox ... elected to the Hall of Fame in 1964 ... is the all-time Sox leader in games (2,422), at-bats (8,857), hits (2,749), doubles (440), runs (1,319), RBI (1,116) and walks (1,302).



**MINNIE MINOSO 9**  
*No. retired 1983*

Played 12 seasons with the White Sox over five separate stints ... a seven-time American League All-Star ... led AL in stolen bases from 1951-53 ... batted .300 eight times ... The Sporting News' Rookie of the Year in 1951.



**LUIS APARICIO 11**  
*No. retired 1984*

Played 10 seasons with the Sox ... elected to the Hall of Fame in 1984 ... named AL Rookie of the Year in 1956 ... collected nine Gold Glove Awards, more than any other shortstop in history ... a 10-time AL All-Star.



**TED LYONS 16**  
*No. retired 1987*

Played 21 seasons with the White Sox ... elected to the Hall of Fame in 1955 ... owned a career record of 260-230 ... led the AL in wins in 1925 (21) and 1927 (22) ... managed the White Sox from 1946-48.



**BILLY PIERCE 19**  
*No. retired 1987*

Spent 13 seasons with the White Sox ... led the American League in strikeouts in 1953 (186), ERA in 1955 (1.97) and wins in 1957 (20) ... a seven-time AL All-Star and the only Sox pitcher to start an All-Star game (1953, '55 and '56).



# HALL OF FAMERS

## *Five Seasons or More*

Player	Year Elected	Sox Years	Sox Avg./Record Career Avg./Record
Eddie Collins	1939	1915-26	.331/.333
Ed Walsh	1946	1904-16	195-125/195-126
Ted Lyons	1955	1923-42, '46	260-230/same
Ray Schalk	1955	1912-28	254/.253
Red Faber	1964	1914-33	254-212/same
Luke Appling	1964	1930-50	.310/same
Harry Hooper	1971	1921-25	.302/.281
Early Wynn	1972	1958-62	64-55/300-244
Luis Aparicio	1984	1956-62, '68-70	.269/.262
Hoyt Wilhelm	1985	1963-68	41-33/143-122

## *One or More Games*

Player	Year Elected	Sox Years	Sox Avg./Record Career Avg./Record
Johnny Evers	1946	1922	.000/.270
Clark Griffith	1946	1901-02	39-16/240-140
Al Simmons	1953	1933-35	.315/.334
Chief Bender	1953	1925	0-0/210-128
Eddie Roush	1962	1913	.100/.323
Charles "Red" Ruffing	1967	1947	3-5/273-225
John "Jocko" Conlan	1974	1934-35	.263/.263
George Kell	1983	1954-56	.303/.306
Tom Seaver	1992	1984-86	33-28/311-205

## *Non-Players*

Manager	Year Elected	Sox Years	Managing Record
Hugh Duffy	1945	1910-11	145-159
Frank Chance*	1946	1924	0-0
Bob Lemon	1976	1977-78	124-112
Al Lopez	1977	1957-65, '68-69	840-650

Front Office	Year Elected	Affiliated Years
Charles Comiskey	1939	1900-31
Hank Greenberg	1956	1959-63
Bill Veeck	1991	1959-61, '76-80

\*Prevented from managing the team in 1924 due to illness. Chance died on September 15, 1924.

### Carlton Fisk's Home Runs

Carlton Fisk's record 348 home runs as a catcher have been at the mercy of 225 different pitchers. Hall of Famer Jim Palmer leads the distinguished pack with seven roundtrippers. Glen Abbott and Bruce Hurst yielded six, while Jim Clancy and former White Sox hurler Wilbur Wood served up five. Pudge has homered off 11 Cy Young award winners, three Most Valuable Players and 15 pitchers who have tossed no-hitters.



# CAREER WHITE SOX

## By Years

Years	Player
21	Ted Lyons, P (1923-42, '46)
20	Luke Appling, SS (1930-43, '45-50)
20	Red Faber, P (1914-33)
10	Mike Squires, 1B (1975, '77-85)
10	Orval Grove, P (1940-49)
10	John Mostil, OF (1918-29)
9	Ted Blankenship, P (1922-30)
9	Buck Weaver, 3B-SS (1912-20)
9	Joe Benz, P (1911-19)
9	Jim Scott, P (1909-17)

## Hitters (By Game)

Games	Player
2,422	Luke Appling (1930-43, '45-50)
1,254	Buck Weaver (1912-20)
<b>1,083</b>	<b>Ozzie Guillen (1985-91)</b>
972	John Mostil (1918-29)
779	Mike Squires (1975, '77-85)

## Pitchers (By Game)

Games	Player
669	Red Faber (1914-33)
584	Ted Lyons (1923-42, '46)
<b>344</b>	<b>Bobby Thigpen (1986-91)</b>
317	Jim Scott (1909-17)
250	Joe Benz (1911-19)

## Most Seasons With the Sox

Years	Player
21	Ted Lyons (1923-42, '46)
20	Luke Appling (1930-43, '45-50)
20	Red Faber (1914-33)
17	Ray Schalk (1912-28)
15	Jerry Hairston (1973-77, '81-90)
14	Nellie Fox (1950-63)
13	Billy Pierce (1949-61)
13	Ed Walsh (1904-16)
12	Eddie Collins (1915-26)
12	Sherm Lollar (1952-63)
12	Minnie Minoso (1951-57, '60-61, '64, '76, '80)
12	Billy Sullivan, Sr. (1901-12, '13)
12	Wilbur Wood (1967-78)

# INSIDE-THE-PARK-HOMERS (Since 1921)

Batter	Date	Opponent	Site
Ed Mulligan	June 3, 1921	Washington	Griffith Stadium
John Mostil	July 17, 1922	New York	Polo Grounds
Ray Schalk	August 31, 1922	Detroit	Bennett Park
Alex Metzler	August 3, 1927	Boston	Fenway Park
Cass Michaels	August 2, 1947	Washington	Griffith Stadium
Luke Appling	May 13, 1949	Cleveland	Comiskey Park
Hector Rodriguez	June 10, 1952	Philadelphia	Shibe Park
Nellie Fox	May 22, 1951	Washington	Griffith Stadium
Jim Rivera	June 6, 1954	Washington	Griffith Stadium
Ferris Fain*	June 16, 1954	Philadelphia	Comiskey Park
Luis Aparicio	July 30, 1958	Washington	Comiskey Park
John Callison	Sept. 14, 1958	Washington	Comiskey Park
Bubba Phillips	Sept. 14, 1958	Washington	Comiskey Park
Al Smith	July 26, 1959	Baltimore	Comiskey Park
Nellie Fox	Sept. 6, 1961	Minnesota	Metropolitan Stadium
Jim Landis	April 21, 1963	Minnesota	Comiskey Park
Pete Ward	Sept. 18, 1963	Minnesota	Comiskey Park
Ron Hansen	June 24, 1964	Boston	Comiskey Park
Don Buford	July 14, 1966	New York	Yankee Stadium
Tommie Agee	Sept. 22, 1966	New York	Yankee Stadium
Carlos May*	Sept. 18, 1971	California	Comiskey Park
Luis Alvarado	August 16, 1972	Milwaukee	Comiskey Park

Batter	Date	Opponent	Site
Dick Allen (2)	Sept. 31, 1972	Minnesota	Metropolitan Stadium
Brian Downing	August 11, 1973	Detroit	Tiger Stadium
Pat Kelly	May 22, 1974	Texas	Comiskey Park
Ron Santo	June 9, 1974	Boston	Comiskey Park
Kevin Bell*	June 22, 1976	Kansas City	Royals Stadium
Alan Bannister	July 23, 1977	Toronto	Exhibition Stadium
Wayne Nordhagen	June 9, 1981	Toronto	Comiskey Park
Rudy Law	August 17, 1983	New York	Yankee Stadium
<b>Carlton Fisk</b>	<b>August 30, 1983</b>	<b>Texas</b>	<b>Comiskey Park</b>
Rudy Law	Sept. 21, 1985	Oakland	Comiskey Park
Ivan Calderon	May 27, 1988	Toronto	Exhibition Stadium
<b>Ron Karkovice*</b>	<b>August 29, 1990</b>	<b>Minnesota</b>	<b>Metrodome</b>

\*Denotes Grand Slam

## ATTENDANCE

### *Top 10 New Comiskey Park Crowds*

Attendance	Date	Opponent
42,796	Thursday, July 25, 1991	Toronto
42,552	Monday, June 24, 1991	Seattle
42,406	Monday, August 19, 1991	Detroit
42,343	Saturday, June 1, 1991	Oakland
42,295	Monday, July 22, 1991	Milwaukee
42,191	Thursday, April 18, 1991	Detroit
42,150	Saturday, June 22, 1991	Texas
42,074	Tuesday, June 16, 1991	Kansas City
42,055	Friday, July 19, 1991	Milwaukee
41,900	Sunday, July 7, 1991	Minnesota

### *New Comiskey Park Crowds vs. AL*

Attendance	Date	Opponent
42,796	Thursday, July 25, 1991	Toronto
42,552	Monday, June 24, 1991	Seattle
42,406	Monday, August 19, 1991	Detroit
42,343	Saturday, June 1, 1991	Oakland
42,295	Monday, July 22, 1991	Milwaukee
42,150	Saturday, June 22, 1991	Texas
42,074	Sunday, June 16, 1991	Kansas City
41,900	Sunday, July 7, 1991	Minnesota
41,870	Wednesday, August 7, 1991	New York
41,639	Saturday, September 21, 1991	California
41,619	Saturday, August 31, 1991	Cleveland
41,169	Saturday, August 3, 1991	Baltimore
40,008	Wednesday, July 17, 1991	Boston

### *Top 10 Old Comiskey Park Crowds*

Attendance	Date	Opponent
55,555	Sunday, May 20, 1973	Minnesota (DH)
54,215	Sunday, July 19, 1953	New York (DH)
53,940	Friday, June 8, 1951	New York (DH)
53,325	Sunday, May 15, 1949	Cleveland (DH)
53,067	Tuesday, July 27, 1954	New York
52,712	Thursday, June 25, 1964	Cubs (Exhibition)
52,593	Thursday, July 12, 1951	Boston (DH)
52,494	Sunday, June 18, 1933	New York (DH)
52,054	Sunday, June 10, 1951	New York (DH)
52,000*	Sunday, May 8, 1927	New York

\*Denotes estimated attendance

## *Top 10 Road Crowds*


<b>Attendance</b>	<b>Date</b>	<b>Opponent</b>
78,382	August 20, 1948	Cleveland
70,972	July 29, 1951	New York
70,740	August 25, 1950	New York
70,619	August 11, 1951	Cleveland
66,586	August 30, 1959	Cleveland
65,880	June 7, 1970	New York
63,787	June 23, 1957	New York
62,582	June 11, 1967	New York
61,351	July 15, 1956	New York
60,441	June 19, 1951	New York

## *Home Season Attendance Bests*

<b>Attendance</b>	<b>Year</b>
2,934,154	1991
2,136,988	1984
2,132,821	1983
2,002,359	1990
1,669,888	1985
1,657,135	1977
1,644,460	1960
1,567,787	1982
1,491,100	1978
1,424,313	1986

# MINOR LEAGUES

---



*Left-hander Wilson Alvarez led the Southern League in strikeouts before joining the White Sox and throwing a no-hitter in his first start at Baltimore.*

# BASEBALL ADMINISTRATION

---



**Daniel Evans**  
*Director of Baseball Operations*



**Steve Noworyta**  
*Director of Minor League Operations*



**Jeff Chaney**  
*Assistant to the Director  
of Baseball Operations*



**Mike Maziarka**  
*Major League Computer  
Scouting Analyst*

## *Affiliates*

### **Vancouver Canadians**

Class AAA Pacific Coast League  
*Manager:* Rick Renick  
*Pitching Coach:* Rick Peterson  
*Hitting Coach:* Roger LaFrancois  
*Trainer:* Greg Latta  
*General Manager:* Brent Imlach  
*Telephone:* 604/872-5232

### **Birmingham Barons**

Class AA Southern League  
*Manager:* Tony Franklin  
*Pitching Coach:* Don Cooper  
*Hitting Coach:* Pat Roessler  
*Coach:* Sam Hairston  
*Trainer:* Steve Davis  
*General Manager:* Joe Scrivner  
*Telephone:* 205/988-3200

### **Sarasota White Sox**

Class A Florida State League  
*Manager:* Rick Patterson  
*Pitching Coach:* Kirk Champion  
*Hitting Coach:* Mike Barnett  
*Trainer:* Scott Johnson  
*General Manager:* John Browne  
*Telephone:* 813/954-SOXX

### **South Bend White Sox**

Class A Midwest League  
*Manager:* Terry Francona  
*Pitching Coach:* Jaime Garcia  
*Hitting Coach:* Mark Haley  
*Infield Coach:* Jim Reinebold  
*Trainer:* Scott Takao  
*General Manager:* John Tull  
*Telephone:* 219/284-9988

### **Utica Blue Sox**

Class A New York-Penn League  
*Manager:* Fred Kendall  
*Pitching Coach:* Bill Ballou  
*Hitting Coach:* Charlie Culberson  
*Trainer:* Rick Ray  
*General Manager:* Dan O'Hara  
*Telephone:* 315/738-0999

### **Gulf Coast White Sox**

Rookie Gulf Coast League  
*Manager:* Mike Rojas  
*Pitching Coach:* Curt Hasler  
*Coach:* Chet DiEmidio  
*Trainer:* Dave Wallwork  
*Telephone:* 813/366-8455

# SCOUTING DEPARTMENT

---



Duane Shaffer  
*Director of Scouting*



Grace Guerrero Zwit  
*Assistant to the Director of Scouting*

## *Special Assistants to Ron Schueler*



Ed Brinkman



Bart Johnson



Dave Yoakum

## *National Crosschecker*



George Bradley

## *Scouting Supervisors*



Mark Bernstein  
*East Coast*



Ed Pebley  
*West Coast*



Marti Wolever  
*Midwest*

## *Instructors*

Director of Instruction	Buddy Bell
Assistant to the Director of Instruction	Ken Silvestri
Defensive Coordinator	Mike Gellinger
Pitching Coordinator	Dewey Robinson
Hitting Coordinator	Mike Lum
Catching Coordinator	Tommy Thompson
Director of Conditioning	Vern Gambetta

## *Full-Time Scouts*

Jose Bernhardt, Juan Bernhardt, Chuck Bizzell, Kevin Burrell, Joseph Butler, Scott Cerny, Alex Cosmidis, Warren Hughes, Miguel Ibarra, Doug Laumann, Reggie Lewis, Guy Mader, Dave Owen, Gary Pellant, Victor Puig, Mike Rizzo, Alberto Rondon, Mike Sgobba, Ken Stauffer, John Tumminia.

## *Part-Time Scouts*

Steve Arnieri, Alonzo Ganther, Nino Giarratano, Joe Ingalls, Jack Jolly, George Kachigian, Bill Kahler, Dario Lodigiani, Jose Ortega, Al Otto, Robert Rikeman, Jr., Joe Thurman.

## *Scouting Areas*

Jose Bernhardt — Dominican Republic  
Juan Bernhardt — Dominican Republic  
Chuck Bizzell — Central Canada, Iowa, Minnesota, North Dakota, South Dakota, Wisconsin  
Kevin Burrell — Georgia, Tennessee  
Joseph Butler — Los Angeles Area, San Fernando Valley  
Scott Cerny — Northern California, Northern Nevada, Utah  
Alex Cosmidis — North Carolina, South Carolina, Virginia  
Warren Hughes — Alabama, Florida (Panhandle), Mississippi, Tennessee  
Miguel Ibarra — Panama  
Doug Laumann — Kentucky, Michigan, Ohio, West Virginia  
Reggie Lewis — Delaware, Maryland, New Jersey, Pennsylvania, Washington, D.C.  
Guy Mader — Florida  
Dave Owen — Arkansas, Northern Texas, Oklahoma  
Gary Pellant — Hawaii, Idaho, Montana, Oregon, Washington, Western Canada  
Victor Puig — Puerto Rico  
Mike Rizzo — Illinois, Indiana, Missouri  
Alberto Rondon — Venezuela  
Mark Sgobba — Arizona, New Mexico, Southern California, Southwest Texas  
Ken Stauffer — Louisiana, Southern Texas  
John Tumminia — Northeast, Eastern Canada



# MINOR LEAGUE STANDINGS

## *Pacific Coast League (AAA)*

### FIRST HALF

North Division	W	L	PCT.	GB
Portland (Twins)	36	32	.529	—
Edmonton (Angels)	33	33	.500	2.0
Tacoma (Athletics)	33	37	.471	4.0
Calgary (Mariners)	27	40	.403	8.5
<b>Vancouver (White Sox)</b>	<b>27</b>	<b>42</b>	<b>.391</b>	<b>9.5</b>

South Division	W	L	PCT.	GB
Tucson (Astros)	45	25	.643	—
Phoenix (Giants)	39	30	.565	5.5
Albuquerque (Dodgers)	38	30	.559	6.0
Las Vegas (Padres)	36	34	.514	9.0
Colorado Springs (Indians)	30	41	.423	15.5

### SECOND HALF

North Division	W	L	PCT.	GB
Calgary (Mariners)	45	24	.652	—
Edmonton (Angels)	37	33	.529	8.5
Portland (Twins)	34	36	.486	11.5
Tacoma (Athletics)	30	36	.455	13.5
<b>Vancouver (White Sox)</b>	<b>22</b>	<b>44</b>	<b>.333</b>	<b>21.5</b>

South Division	W	L	PCT.	GB
Colorado Springs (Indians)	42	26	.618	—
Albuquerque (Dodgers)	42	28	.600	1.0
Tucson (Astros)	34	36	.486	9.0
Phoenix (Giants)	29	40	.420	13.5
Las Vegas (Padres)	29	41	.414	14.0

## *Southern League (AA)*

### FIRST HALF

East Division	W	L	PCT.	GB
Greenville (Braves)	47	22	.681	—
Jacksonville (Expos)	41	31	.569	7.5
Carolina (Pirates)	38	34	.528	10.5
Charlotte (Cubs)	35	37	.486	13.5
Orlando (Twins)	33	36	.478	14.0

West Division	W	L	PCT.	GB
<b>Birmingham (White Sox)</b>	<b>45</b>	<b>25</b>	<b>.643</b>	<b>—</b>
Chattanooga (Reds)	34	33	.507	9.5
Huntsville (Athletics)	38	44	.389	18.0
Knoxville (Blue Jays)	25	42	.373	18.5
Memphis (Royals)	23	45	.338	21.0

### SECOND HALF

East Division	W	L	PCT.	GB
Orlando (Twins)	44	31	.587	—
Greenville (Braves)	41	34	.547	3.0
Charlotte (Cubs)	39	33	.547	3.5
Jacksonville (Expos)	33	38	.465	9.0
Carolina (Pirates)	29	41	.414	12.5

<b>West Division</b>	<b>W</b>	<b>L</b>	<b>PCT.</b>	<b>GB</b>
Knoxville (Blue Jays)	42	35	.545	—
Memphis (Royals)	38	38	.500	3.5
Chattanooga (Reds)	38	39	.494	4.0
Huntsville (Athletics)	33	39	.458	6.5
<b>Birmingham (White Sox)</b>	<b>32</b>	<b>41</b>	<b>.438</b>	<b>8.0</b>

## *Midwest League (A)*

### FIRST HALF

<b>North Division</b>	<b>W</b>	<b>L</b>	<b>PCT.</b>	<b>GB</b>
Madison (Athletics)	39	29	.574	—
Rockford (Expos)	37	31	.544	2.0
Beloit (Brewers)	34	35	.493	5.5
Appleton (Royals)	33	36	.478	6.5
Kenosha (Twins)	32	37	.464	7.5
<b>South Bend (White Sox)</b>	<b>31</b>	<b>39</b>	<b>.443</b>	<b>9.0</b>
Kane County (Orioles)	26	40	.394	12.0

<b>South Division</b>	<b>W</b>	<b>L</b>	<b>PCT.</b>	<b>GB</b>
Burlington (Braves)	41	26	.612	—
Quad City (Angels)	39	28	.582	2.0
Clinton (Giants)	38	31	.551	4.0
Cedar Rapids (Reds)	37	33	.529	5.5
Waterloo (Padres)	34	34	.500	7.5
Peoria (Cubs)	29	40	.420	13.0
Springfield (Cardinals)	28	39	.418	13.0

### SECOND HALF

<b>North Division</b>	<b>W</b>	<b>L</b>	<b>PCT.</b>	<b>GB</b>
Kane County (Orioles)	42	27	.609	—
Rockford (Expos)	39	30	.565	3.0
<b>South Bend (White Sox)</b>	<b>38</b>	<b>31</b>	<b>.551</b>	<b>4.0</b>
Madison (Athletics)	38	32	.543	4.5
Beloit (Brewers)	36	32	.529	5.5
Kenosha (Twins)	31	37	.456	10.5
Appleton (Royals)	25	45	.357	17.5

<b>South Division</b>	<b>W</b>	<b>L</b>	<b>PCT.</b>	<b>GB</b>
Clinton (Giants)	43	27	.614	—
Waterloo (Padres)	41	29	.586	2.0
Quad City (Angels)	35	35	.500	8.0
Peoria (Cubs)	33	36	.478	9.5
Springfield (Cardinals)	30	40	.429	13.0
Cedar Rapids (Reds)	29	41	.414	14.0
Burlington (Braves)	26	44	.371	17.0

## *Florida State League (A)*

### FIRST HALF

<b>East Division</b>	<b>W</b>	<b>L</b>	<b>PCT.</b>	<b>GB</b>
Vero Beach (Dodgers)	42	23	.646	—
Miami (Independent)	35	29	.547	6.5
Ft. Lauderdale (Yankees)	32	30	.516	8.5
West Palm Beach (Expos)	33	31	.516	8.5
St. Lucie (Mets)	31	35	.470	11.5

<b>Central Division</b>	<b>W</b>	<b>L</b>	<b>PCT.</b>	<b>GB</b>
Lakeland (Tigers)	36	27	.571	—
Osceola (Astros)	31	33	.484	5.5
Baseball City (Royals)	27	39	.409	10.5
Winter Haven (Red Sox)	20	44	.313	16.5

<b>West Division</b>	<b>W</b>	<b>L</b>	<b>PCT.</b>	<b>GB</b>
Clearwater (Phillies)	42	23	.646	—
<b>Sarasota (White Sox)</b>	<b>38</b>	<b>29</b>	<b>.567</b>	<b>5.0</b>
Charlotte (Rangers)	33	34	.493	10.0
Dunedin (Blue Jays)	29	36	.446	13.0
St. Petersburg (Cardinals)	24	40	.313	16.5

## SECOND HALF

<b>East Division</b>	<b>W</b>	<b>L</b>	<b>PCT.</b>	<b>GB</b>
St. Lucie (Mets)	41	24	.631	—
West Palm Beach (Expos)	39	28	.582	3.0
Vero Beach (Dodgers)	37	29	.561	4.5
Miami (Independent)	28	38	.424	13.5
Ft. Lauderdale (Yankees)	27	39	.409	14.5

<b>Central Division</b>	<b>W</b>	<b>L</b>	<b>PCT.</b>	<b>GB</b>
Lakeland (Tigers)	36	29	.554	—
Baseball City (Royals)	35	30	.538	1.0
Osceola (Astros)	33	30	.524	2.0
Winter Haven (Red Sox)	23	41	.359	12.5

<b>West Division</b>	<b>W</b>	<b>L</b>	<b>PCT.</b>	<b>GB</b>
Clearwater (Phillies)	39	26	.600	—
<b>Sarasota (White Sox)</b>	<b>37</b>	<b>27</b>	<b>.578</b>	<b>1.5</b>
Dunedin (Blue Jays)	30	36	.455	9.5
Charlotte (Rangers)	29	36	.446	10.0
St. Petersburg (Cardinals)	23	44	.343	17.0

## *New York-Penn League (A)*

<b>McNamara East Division</b>	<b>W</b>	<b>L</b>	<b>PCT.</b>	<b>GB</b>
Pittsfield (Mets)	51	26	.662	—
Oneonta (Yankees)	42	35	.545	9.0
<b>Utica (White Sox)</b>	<b>39</b>	<b>37</b>	<b>.513</b>	<b>11.5</b>
Watertown (Indians)	27	50	.351	24.0

<b>McNamara West Division</b>	<b>W</b>	<b>L</b>	<b>PCT.</b>	<b>GB</b>
Elmira (Red Sox)	47	30	.610	—
Auburn (Astros)	38	39	.494	9.0
Batavia (Phillies)	38	40	.487	9.5
Geneva (Cubs)	35	43	.449	12.5

<b>Stedler Division</b>	<b>W</b>	<b>L</b>	<b>PCT.</b>	<b>GB</b>
Jamestown (Expos)	51	27	.654	—
Erie (Independent)	37	41	.474	14.0
Niagara Falls (Tigers)	36	42	.462	15.0
St. Catharines (Blue Jays)	35	42	.455	15.5
Hamilton (Cardinals)	35	42	.455	15.5
Welland (Pirates)	30	47	.390	20.5

Gulf Coast League (Rookie)

North Division	W	L	PCT.	GB
Red Sox	33	27	.550	—
Royals	31	29	.517	2.0
Dodgers	29	31	.483	4.0
Astros	27	33	.450	6.0

Central Division	W	L	PCT.	GB
Expos	32	28	.533	—
White Sox	30	29	.508	1.5
Pirates	30	29	.508	1.5
Braves	30	29	.508	1.5
Yankees	27	32	.458	4.5

South Division	W	L	PCT.	GB
Orioles	35	24	.593	—
Blue Jays	31	28	.525	4.0
Rangers	30	29	.508	5.0
Twins	27	33	.450	8.5
Mets	24	35	.407	11.0

MINOR LEAGUE STATISTICS

Class AAA Vancouver

PLAYER	AVG	G	AB	R	H	2B	3B	HR	RBI	BB	SO	SB	CS	SLG	OBP	E
Beltre, Esteban	.271	88	347	48	94	11	3	0	30	23	61	8	7	.320	.315	26
Bernhardt, Cesar	.260	87	323	40	84	10	5	1	30	18	26	12	6	.331	.299	8
Brock, Greg	.143	2	7	0	1	0	0	0	0	1	1	0	0	.143	.250	0
Brown, Kurt	.248	84	274	22	68	12	2	4	27	18	47	2	0	.350	.297	4
Cangelosi, John	.245	30	102	15	25	1	0	0	10	11	8	9	2	.255	.328	3
Debutch, Mike	.000	2	1	0	0	0	0	0	0	0	1	0	0	.000	.000	0
Hall, Joe	.248	118	427	41	106	16	1	4	39	23	45	11	11	.319	.290	20
Heep, Danny	.243	20	70	2	17	6	0	0	10	4	9	1	1	.329	.280	0
Henley, Dan	.195	70	190	30	37	5	1	1	13	14	35	0	1	.247	.250	15
Hill, Orsino	.285	106	347	39	99	14	1	4	45	42	76	4	6	.366	.360	7
Jeter, Shawn	.299	43	144	24	43	5	1	1	13	11	27	4	2	.368	.354	6
Kittle, Ron	.310	17	71	9	22	4	1	4	21	6	13	1	1	.563	.364	2
Lee, Derek	.295	87	319	54	94	28	5	6	44	35	62	4	2	.470	.367	7
Liebert, Allen	.235	21	51	3	12	3	0	1	7	8	5	0	0	.353	.333	0
Martin, Norberto	.278	93	338	39	94	9	0	0	20	21	38	11	7	.305	.324	16
McCray, Rodney	.230	83	222	37	51	9	5	0	13	26	48	14	10	.315	.329	3
Nelson, Rob	.239	86	272	26	65	11	1	13	37	37	74	0	1	.430	.331	29
Newson, Warren	.369	33	111	19	41	12	1	2	19	30	26	5	4	.550	.497	0
Roth, Greg	.190	7	21	2	4	1	0	1	2	0	8	0	0	.381	.190	1
Sosa, Sammy	.267	32	116	19	31	7	2	3	19	17	32	9	2	.440	.358	3
Stark, Matt	.284	118	394	47	112	21	1	10	68	79	38	0	3	.419	.406	6
Tatarian, Dean	.316	10	19	3	6	0	0	0	3	2	6	1	0	.316	.381	2
Waggoner, Aubrey	.205	50	156	23	32	4	4	1	10	19	39	5	3	.301	.298	2
Wakamatsu, Don	.198	55	172	20	34	8	0	4	19	12	39	0	0	.314	.251	3
Totals	.261	135	4494	562	1172	197	34	60	499	457	764	101	69	.360	.331	163

PITCHER	W-L	ERA	G	GS	CG	SHO	SV	IP	H	R	ER	HR	HB	BB	SO	WP
Brito, Mario	0-10	7.12	19	13	1	0	0	78.1	106	69	62	8	3	25	41	0
Carter, Jeff	3-7	3.05	41	4	0	0	4	79.2	78	33	27	3	1	35	40	3
Drahman, Brian	2-3	4.44	22	0	0	0	12	24.1	21	12	12	2	0	13	17	1
Drees, Tom	8-8	3.52	22	22	3	3	0	143.0	130	70	56	15	3	62	89	2
Dunne, Mike	2-2	5.40	17	5	1	0	2	55.0	66	37	33	5	2	19	21	1
Edwards, Wayne	3-9	6.26	14	12	0	0	0	64.2	73	50	45	4	5	37	35	4
Garcia, Ramon	2-2	4.05	4	4	0	0	0	26.2	24	13	12	3	0	7	17	0
Hall, Grady	1-5	5.73	21	8	0	0	1	66.0	82	51	42	7	4	45	37	8
Hasler, Curt	0-2	7.81	11	2	0	0	0	27.2	44	28	24	5	3	16	17	1
Hernandez, Roberto	4-1	3.22	7	7	0	0	0	44.2	41	17	16	2	0	23	40	1
Hibbard, Greg	0-0	3.38	1	1	0	0	0	5.1	4	3	2	0	0	3	3	0
Kennedy, Bo	3-4	7.85	17	5	0	0	0	36.2	56	39	32	3	2	29	25	0
Kutzler, Jerry	5-10	5.06	29	24	5	1	0	158.1	199	98	89	9	9	62	64	5
Perschke, Greg	7-12	4.65	27	27	3	0	0	176.0	170	104	91	18	7	62	98	8
Scheid, Rich	6-7	6.08	47	0	0	0	3	66.2	65	46	45	7	2	33	57	6
Stephens, Ron	3-4	3.42	53	1	0	0	4	105.1	103	50	40	3	2	58	58	3
Totals	49-86	4.88	135	135	13	4	26	1158.1	1262	720	628	94	43	529	659	43

# Class AA Birmingham

PLAYER	AVG	G	AB	R	H	2B	3B	HR	RBI	BB	SO	SB	CS	SLG	OBP	E
Bernhardt, Cesar	.272	26	103	15	28	2	0	3	16	12	8	3	4	.379	.359	5
Busby, Wayne	.162	67	198	18	32	3	2	1	14	28	75	2	5	.212	.275	12
Campbell, Darrin	.221	94	289	39	64	7	3	7	32	27	94	0	1	.339	.301	10
Castleberry, Kevin	.000	1	1	0	0	0	0	0	0	0	0	0	0	.000	.000	0
Chasey, Mark	.238	110	332	42	79	17	3	5	36	72	97	1	0	.352	.397	15
Coomer, Ron	.255	137	505	81	129	27	5	13	76	59	78	0	3	.406	.330	26
Foster, Lindsay	.212	116	372	40	79	8	4	1	34	26	73	23	7	.263	.266	38
Garner, Kevin	.249	119	430	54	107	19	3	14	74	59	106	0	0	.405	.341	7
Gay, Jeff	.193	26	83	5	16	4	0	0	6	6	19	1	0	.241	.244	3
Jackson, Bo	.308	4	13	2	4	0	0	0	0	4	2	1	2	.308	.471	0
Jaster, Scott	.265	104	362	40	96	14	4	7	44	36	74	1	4	.384	.335	6
Kobza, Greg	.000	1	4	0	0	0	0	0	0	1	2	0	0	.000	.200	0
Lee, Derek	.325	45	154	36	50	10	2	5	16	46	23	9	7	.513	.493	1
Liebert, Allen	.183	35	109	7	20	3	0	1	7	16	7	0	0	.239	.283	4
Merullo, Matt	.214	8	28	5	6	0	0	2	3	2	4	0	0	.429	.267	1
Ocasio, Javier	.224	102	398	39	89	7	4	0	30	39	63	16	7	.261	.302	16
Pledger, Kinnis	.218	117	363	53	79	16	8	9	51	60	104	15	10	.380	.334	8
Roth, Greg	.190	41	126	15	24	8	1	1	12	18	21	0	0	.294	.288	10
Sullivan, Carl	.234	45	128	11	30	6	1	3	12	6	32	2	0	.367	.295	2
Tatarian, Dean	.333	8	15	5	2	0	0	0	0	2	1	0	0	.467	.412	2
Tedder, Scott	.294	95	337	34	99	14	3	0	32	51	36	5	4	.353	.387	1
Waggoner, Aubrey	.230	69	248	39	57	11	4	3	21	54	56	20	6	.343	.370	3
Wilson, Brandon	.400	2	10	3	4	1	0	0	2	0	2	0	0	.500	.400	0
<b>Totals</b>	<b>.238</b>	<b>143</b>	<b>4608</b>	<b>583</b>	<b>1097</b>	<b>179</b>	<b>47</b>	<b>75</b>	<b>518</b>	<b>624</b>	<b>979</b>	<b>99</b>	<b>60</b>	<b>.346</b>	<b>.335</b>	<b>193</b>

PITCHER	W-L	ERA	G	GS	CG	SHO	SV	IP	H	R	ER	HR	HB	BB	SO	WP
Alvarez, Wilson	10-6	1.83	23	23	3	2	0	152.1	109	46	31	6	3	74	165	9
Bolton, Rodney	8-4	1.62	12	12	3	2	0	89.0	73	26	16	3	8	21	57	3
Brito, Mario	2-4	3.30	10	10	4	1	0	71.0	53	31	26	4	2	16	37	5
Chambers, Travis	0-0	3.71	10	0	0	0	0	17.0	18	9	7	0	0	4	13	0
Cortes, Conde	8-8	3.31	22	22	1	0	0	133.1	126	63	49	9	5	61	71	7
Davino, Mike	1-4	3.45	25	0	0	0	4	47.0	41	23	18	0	1	16	27	3
Garcia, Ramon	4-0	0.93	6	6	2	1	0	22.2	11	5	2	2	2	6	25	2
Howard, Chris	6-1	2.04	38	0	0	0	9	53.0	43	14	12	2	3	16	52	2
Hudek, John	5-10	3.84	51	0	0	0	13	65.2	58	39	28	4	6	28	49	5
Kennedy, Bo	10-3	2.32	15	15	0	0	0	93.0	88	39	24	3	0	48	52	2
Keyser, Brian	0-1	5.00	3	3	0	0	0	18.0	19	10	10	2	0	9	9	0
Merigliano, Frank	3-2	3.89	36	1	0	0	4	69.1	58	38	30	8	2	31	51	7
Middaugh, Scott	2-2	3.41	12	1	0	0	1	34.1	27	20	13	0	1	14	27	2
Reynolds, Dave	2-0	1.97	19	1	0	0	1	45.2	36	16	10	1	3	20	38	2
Thomas, Larry	0-0	3.00	2	0	0	0	0	6.0	6	3	2	0	0	4	2	0
Ventura, Jose	8-10	4.06	25	25	3	3	0	148.2	129	79	67	12	12	64	91	5
Wickman, Bob	6-10	3.56	20	20	4	1	0	131.1	127	68	52	5	5	50	81	4
<b>Totals</b>	<b>77-66</b>	<b>2.94</b>	<b>143</b>	<b>143</b>	<b>20</b>	<b>10</b>	<b>32</b>	<b>1236.0</b>	<b>1049</b>	<b>534</b>	<b>404</b>	<b>61</b>	<b>56</b>	<b>493</b>	<b>885</b>	<b>59</b>

# Class A Sarasota

PLAYER	AVG	G	AB	R	H	2B	3B	HR	RBI	BB	SO	SB	CS	SLG	OBP	E
Alvarez, Clemente	.206	71	194	14	40	10	2	1	22	20	41	3	2	.294	.292	5
Bradish, Mike	.295	36	78	7	23	6	1	0	6	9	17	1	4	.397	.364	0
Castleberry, Kevin	.272	94	346	70	94	14	3	4	39	54	54	23	9	.364	.370	14
Cepicky, Scott	.290	124	442	62	128	33	4	8	76	62	99	13	6	.437	.377	10
Coleman, Ken	.280	44	118	15	33	6	1	1	15	20	21	5	3	.373	.383	11
Foster, Julio	.333	8	9	0	3	0	0	0	0	3	2	0	0	.333	.500	0
Gaither, Horace	.250	7	16	2	4	1	0	0	1	1	3	1	0	.313	.294	2
Gay, Jeff	.133	16	45	6	6	1	0	1	6	6	9	1	0	.222	.226	0
Hairston, John	.204	51	93	10	19	4	2	1	13	12	44	3	1	.323	.302	0
Harris, Robert	.267	75	255	42	68	11	4	2	21	12	51	21	6	.365	.307	2
Helms, Tommy	.000	3	1	0	0	0	0	0	0	1	0	0	0	.000	.500	1
Jackson, Bo	.333	2	6	1	2	0	0	0	2	0	0	0	0	.333	.286	0
Kobza, Greg	.173	72	156	19	27	9	2	0	12	32	48	1	2	.256	.314	3
Lukachyk, Rob	.271	125	399	63	108	27	2	9	49	63	100	22	8	.416	.388	5
Manning, Henry	.083	13	24	2	2	0	0	0	0	0	6	0	0	.083	.154	0
McCray, Justin	.095	21	21	3	2	0	0	0	1	3	8	0	0	.095	.240	4
McGough, Greg	.143	13	21	1	3	1	0	1	4	1	10	0	0	.333	.174	0
Nunez, Rogelio	.222	15	36	6	8	1	0	0	3	3	8	0	1	.250	.275	3
Plemmons, Ron	.238	128	445	49	106	17	4	2	64	66	67	9	16	.308	.335	2
Reyes, Jimmy	.000	1	1	0	0	0	0	0	0	0	0	0	0	.000	.000	0
Rose, Pete	.217	99	323	31	70	12	2	0	35	36	35	5	6	.266	.297	21
Saenz, Olmeda	.105	5	19	1	2	0	1	0	2	2	0	0	1	.211	.190	3
Smith, Ed	.217	54	198	27	43	7	0	3	27	15	52	4	3	.298	.280	2
Sullivan, Carl	.304	24	92	16	28	2	1	2	7	17	4	2	2	.413	.366	2
Tatarian, Dean	.145	49	69	9	10	2	0	0	3	17	15	1	4	.174	.322	7
Tedder, Scott	.336	42	149	25	50	5	1	0	17	29	19	6	4	.383	.436	1
Tejada, Leo	.252	109	333	40	84	9	4	1	19	20	44	9	8	.312	.302	32
Wolak, Jerry	.291	110	326	36	95	17	1	3	22	14	62	22	8	.377	.327	15
<b>Totals</b>	<b>.251</b>	<b>131</b>	<b>4215</b>	<b>557</b>	<b>1058</b>	<b>195</b>	<b>35</b>	<b>39</b>	<b>466</b>	<b>508</b>	<b>832</b>	<b>154</b>	<b>94</b>	<b>.342</b>	<b>.336</b>	<b>173</b>

PITCHER	W-L	ERA	G	GS	CG	SHO	SV	IP	H	R	ER	HR	HB	BB	SO	WP
Bolton, Rodney	7-6	1.91	15	15	5	2	0	103.2	81	29	22	2	2	23	77	3
Brutcher, Len	7-5	4.54	24	19	0	0	0	103.0	106	64	52	8	7	62	68	4
Chambers, Travis	0-1	2.08	2	0	0	0	0	4.1	2	1	1	0	0	2	3	0
Conde, Argenis	2-0	2.09	5	5	1	1	0	38.2	30	12	9	2	1	10	19	0
Dabney, Fred	11-3	2.99	26	8	1	1	1	96.1	88	45	32	6	4	44	72	2
Galvan, Mike	0-0	4.32	14	0	0	0	0	16.2	19	9	8	0	1	8	13	1
Hoey, Andy	1-0	0.00	4	0	0	0	0	4.0	2	0	0	0	0	1	3	0
Johnson, Earnie	6-1	1.75	51	0	0	0	7	51.1	42	17	10	0	3	17	42	3
Keyser, Brian	6-7	2.30	27	14	2	1	2	129.0	110	40	33	5	6	45	94	3
Matznick, Danny	5-12	4.00	26	26	2	1	0	157.1	128	82	70	5	8	94	131	7
Mongiello, Mike	4-4	2.25	55	0	0	0	23	68.0	51	26	17	1	1	34	62	5
Reynolds, Dave	1-1	1.23	6	0	0	0	2	14.2	14	3	2	0	0	6	14	0
Ruffin, Johnny	11-4	3.23	26	26	6	2	0	158.2	126	68	57	9	5	62	117	10
Shepherd, Keith	1-1	2.72	18	0	0	0	2	39.2	33	16	12	0	2	20	24	1
Stevens, Scott	8-10	2.64	35	11	2	0	2	126.1	103	48	37	5	2	50	103	9
Wickman, Bob	5-1	2.05	7	7	1	1	0	44.0	43	16	10	2	1	11	32	1
<b>Totals</b>	<b>75-56</b>	<b>2.90</b>	<b>131</b>	<b>131</b>	<b>20</b>	<b>9</b>	<b>39</b>	<b>1155.2</b>	<b>978</b>	<b>476</b>	<b>372</b>	<b>45</b>	<b>43</b>	<b>489</b>	<b>874</b>	<b>49</b>

## Class A South Bend

PLAYER	AVG	G	AB	R	H	2B	3B	HR	RBI	BB	SO	SB	CS	SLG	OBP	E
Coleman, Ken	.346	8	26	5	9	1	0	0	4	0	4	0	0	.385	.333	5
Cora, Joey	.200	1	5	1	1	0	0	0	0	0	1	1	0	.200	.200	0
Coughlin, Kevin	.304	131	431	60	131	12	2	0	38	62	67	19	17	.341	.392	4
Foster, Julio	.188	28	85	7	16	0	1	0	5	5	22	3	4	.212	.233	10
Gaither, Horace	.251	61	179	21	45	8	0	0	22	6	35	9	6	.296	.275	16
Hairston, John	.198	24	86	6	17	5	0	1	12	5	30	3	3	.291	.237	1
Hattabaugh, Matt	.000	4	7	0	0	0	0	0	1	0	1	0	0	.000	.000	0
Hawkins, Ty	.217	52	152	14	33	6	0	1	19	16	25	3	2	.276	.312	4
Hood, Randy	.160	38	100	13	16	3	2	1	12	20	27	9	3	.260	.303	1
Manning, Henry	.284	23	67	5	19	3	0	0	10	1	4	0	2	.328	.314	4
McGough, Greg	.204	57	157	13	32	5	1	0	18	21	50	2	1	.248	.310	2
Monzon, Dan	.239	89	259	35	62	13	2	0	21	45	71	7	6	.305	.361	19
Nunez, Rogelio	.212	56	189	26	40	4	1	0	15	14	30	21	6	.243	.266	14
Poe, Charles	.213	117	418	57	89	29	6	5	59	38	136	20	5	.347	.279	13
Ramos, Jorge	.200	32	100	8	20	3	0	0	7	3	22	4	1	.230	.243	11
Robertson, Mike	.329	54	210	30	69	16	2	1	26	18	24	7	6	.438	.385	3
Robledo, Nilson	.289	40	142	15	41	7	1	5	20	9	42	3	2	.458	.329	3
Saenz, Olmeda	.245	56	192	23	47	10	1	2	22	21	48	5	3	.339	.332	12
Sheppard, Don	.208	83	178	24	37	5	2	1	11	21	57	7	2	.275	.294	5
Solimine, Joe	.156	17	38	4	6	3	0	0	7	13	6	1	0	.237	.365	1
Strange, Keith	.232	95	302	29	70	15	0	1	29	50	66	7	4	.291	.345	28
Varne, Kerry	.215	87	331	47	71	11	2	6	29	23	78	32	6	.314	.272	3
Vogel, Mike	.278	14	36	1	10	3	0	0	4	5	8	1	0	.361	.366	2
Walker, Dennis	.221	122	394	48	87	10	9	5	38	41	109	16	15	.330	.305	10
Wilson, Brandon	.313	125	463	75	145	18	6	2	49	61	70	41	11	.391	.392	29
<b>Totals</b>	<b>.245</b>	<b>139</b>	<b>4547</b>	<b>567</b>	<b>1113</b>	<b>190</b>	<b>38</b>	<b>31</b>	<b>478</b>	<b>498</b>	<b>1033</b>	<b>223</b>	<b>105</b>	<b>.324</b>	<b>.324</b>	<b>230</b>

PITCHER	W-L	ERA	G	GS	CG	SHO	SV	IP	H	R	ER	HR	HB	BB	SO	WP
Altoffer, Todd	1-2	3.38	21	1	0	0	2	37.1	33	18	14	4	1	16	32	2
Bere, Jason	9-12	2.87	27	27	2	1	0	163.0	116	66	52	8	5	100	158	11
Campos, Frank	7-9	4.28	37	14	2	0	1	113.2	116	73	54	3	5	62	98	18
Caridad, Rolando	3-3	2.19	53	0	0	0	17	70.0	48	20	17	3	1	40	76	15
Hoey, Andy	1-4	4.05	17	2	0	0	0	40.0	41	22	18	0	2	22	20	3
Hooper, Mike	0-1	2.70	11	0	0	0	0	13.1	12	4	4	0	0	8	13	0
Jean, Domingo	12-8	3.30	25	25	2	0	0	158.0	121	75	58	7	10	65	141	17
Jenkins, Jon	6-7	3.88	19	15	1	0	0	97.1	80	54	42	3	9	44	91	10
Locklear, Dean	5-1	2.97	44	0	0	0	0	60.2	40	27	20	3	3	31	47	2
Olsen, Steve	5-2	3.64	13	13	0	0	0	81.2	80	44	33	4	3	28	75	3
Perigry, Don	6-4	1.87	56	0	0	0	6	91.2	91	31	19	1	2	22	59	6
Persson, Robert	4-3	3.30	13	13	0	0	0	76.1	50	35	28	3	0	56	66	4
Ruffcorn, Scott	1-3	3.92	9	9	0	0	0	43.2	35	26	19	1	2	25	45	1
Shepherd, Keith	1-2	0.51	31	0	0	0	10	35.1	17	4	2	0	1	19	38	5
Tolar, Kevin	8-5	2.75	30	19	0	0	1	114.2	87	54	35	3	8	85	87	6
Woodlin, Chris	0-2	5.79	3	0	0	0	1	4.2	5	4	3	0	0	5	5	3
Young, Greg	0-2	5.47	13	1	0	0	0	26.1	33	19	16	0	1	10	14	3
<b>Totals</b>	<b>69-70</b>	<b>3.18</b>	<b>139</b>	<b>139</b>	<b>7</b>	<b>1</b>	<b>38</b>	<b>1227.2</b>	<b>1005</b>	<b>576</b>	<b>434</b>	<b>43</b>	<b>53</b>	<b>638</b>	<b>1061</b>	<b>109</b>

## Class A Utica

PLAYER	AVG	G	AB	R	H	2B	3B	HR	RBI	BB	SO	SB	CS	SLG	OBP	E
Austin, Corey	.267	44	150	24	40	4	1	0	15	6	33	8	4	.307	.306	2
Brady, Stephen	.235	65	226	37	53	6	3	2	31	31	31	21	6	.314	.324	23
Buchanan, Shawn	.205	46	127	20	26	5	1	0	10	23	29	5	2	.260	.340	2
Burton, Essex	.276	15	58	11	16	0	0	0	4	8	12	6	2	.276	.373	4
Disarcina, Gary	.252	56	202	27	51	9	1	0	27	22	30	11	2	.307	.326	17
Durham, Ray	.254	39	142	29	36	2	7	0	17	25	43	12	1	.366	.371	12
Fryman, Troy	.242	52	176	23	43	15	1	2	16	14	45	1	0	.371	.297	9
Haase, Dean	.222	27	72	9	18	1	1	0	8	19	14	0	0	.264	.367	4
Hattabaugh, Matt	.205	26	73	5	15	1	0	0	10	17	12	0	0	.219	.383	0
Helms, Tommy	.221	35	113	13	25	6	0	1	8	11	31	3	1	.301	.305	6
Henry, Harold	.275	62	222	32	61	14	3	3	30	19	62	16	6	.405	.345	1
James, Greg	.118	7	17	2	2	0	0	0	1	5	8	0	1	.118	.304	1
Martorana, David	.210	66	243	35	51	8	2	2	35	13	38	7	2	.284	.253	15
Ochoa, Rafael	.257	64	191	30	49	3	5	2	25	36	65	13	4	.356	.377	7
Pierce, Jeffrey	.236	50	160	22	36	10	4	0	24	24	26	4	2	.350	.337	3
Robertson, Mike	.167	13	54	6	9	2	1	0	8	5	10	2	1	.241	.237	3
Rollins, Pat	.204	24	49	11	10	2	0	1	6	11	11	0	1	.306	.412	1
Siebert, Steve	.215	31	93	10	20	3	2	0	11	4	34	0	2	.290	.270	11
Story, Jonathan	.176	12	34	6	6	0	2	0	3	8	11	1	0	.294	.333	1
Vogel, Mike	.271	23	69	6	16	1	0	1	9	14	19	0	1	.339	.413	4
<b>Totals</b>	<b>.237</b>	<b>76</b>	<b>2463</b>	<b>358</b>	<b>583</b>	<b>92</b>	<b>34</b>	<b>14</b>	<b>296</b>	<b>315</b>	<b>564</b>	<b>110</b>	<b>40</b>	<b>.319</b>	<b>.331</b>	<b>152</b>

PITCHER	W-L	ERA	G	GS	CG	SHO	SV	IP	H	R	ER	HR	HB	BB	SO	WP
Baldwin, Jim	1-4	5.30	7	7	1	0	0	37.1	40	26	22	0	2	27	23	4
Bertotti, Mike	3-4	5.79	14	5	0	0	0	37.1	38	33	24	2	2	36	33	9
Boehringer, Brian	1-1	2.37	4	4	0	0	0	19.0	14	8	5	0	2	8	19	0
Burrow, Jeff	1-1	4.56	9	3	0	0	1	25.2	28	17	13	4	3	7	12	0
Call, Mike	6-1	1.26	12	9	2	1	0	71.2	61	20	10	0	2	15	55	2
Ellis, Robert	3-9	4.62	15	15	1	1	0	87.2	87	66	45	4	6	61	66	13
Fritz, Greg	4-1	2.81	17	1	0	0	1	41.2	35	15	13	2	0	6	27	0
Heathcott, Mike	3-1	3.55	6	6	0	0	0	33.0	26	19	13	4	1	14	14	1
Herrholz, John	0-0	8.79	9	0	0	0	0	14.1	10	14	14	1	2	17	14	2
Hoey, Andy	2-0	2.66	14	0	0	0	3	20.1	26	7	6	1	1	6	17	2
Kubicki, Marc	3-4	2.91	23	0	0	0	3	43.1	23	18	14	0	5	26	56	4
Levine, Alan	6-4	3.18	16	12	2	1	1	85.0	75	43	30	2	4	26	83	8
McGraw, Walter	0-2	13.50	3	2	0	0	0	5.1	10	12	8	0	1	9	4	0
Olsen, Stephen	1-0	0.64	2	2	0	0	0	14.0	3	3	1	0	0	4	20	1
Taglie, Henry	3-1	2.22	16	0	0	0	7	24.1	22	7	6	1	0	6	24	1
Thomas, Larry	1-3	1.47	11	10	0	0	0	73.1	55	22	12	2	0	25	61	3
Young, Greg	1-1	4.34	11	0	0	0	1	18.2	26	11	9	0	0	6	17	0
<b>Totals</b>	<b>39-37</b>	<b>3.38</b>	<b>76</b>	<b>76</b>	<b>6</b>	<b>3</b>	<b>17</b>	<b>652.0</b>	<b>579</b>	<b>341</b>	<b>245</b>	<b>23</b>	<b>31</b>	<b>301</b>	<b>545</b>	<b>50</b>

## Rookie Sarasota

PLAYER	AVG	G	AB	R	H	2B	3B	HR	RBI	BB	SO	SB	CS	SLG	OBP	E
Austin, Corey	.242	10	33	6	8	0	0	0	7	2	5	3	1	.242	.333	0
Bowrosen, Rich	.233	53	172	25	40	10	2	2	13	18	61	1	1	.349	.316	23
Burton, Essex	.278	50	194	37	54	5	2	0	17	26	27	21	7	.325	.357	13
Cameron, Mike	.221	44	136	21	30	3	0	0	11	17	29	13	2	.243	.325	3
Devers, Ed	.250	40	132	14	33	2	1	0	9	4	22	4	3	.280	.272	1
Durham, Ray	.304	6	23	3	7	1	0	0	4	3	5	5	1	.348	.385	0
Fryman, Troy	.231	7	26	2	6	3	0	0	3	4	7	1	0	.346	.323	0
Harris, Demarcus	.176	30	74	9	13	0	0	0	0	8	24	2	2	.176	.282	1
Hurst, Jimmy	.256	36	121	14	31	4	0	0	12	13	32	6	1	.289	.333	1
James, Nate	.229	25	70	12	16	4	1	0	13	11	25	4	4	.314	.360	2
Machado, Robert	.246	38	126	11	31	4	1	0	15	6	21	2	1	.294	.309	8
Mathis, Monte	.139	14	36	2	5	0	0	0	2	1	7	1	1	.139	.162	1
Millage, Tony	.186	30	86	13	16	4	1	1	10	8	24	1	1	.291	.253	0
Polidor, Wilfredo	.207	54	217	19	45	2	0	0	18	6	17	9	2	.217	.227	14
Reyes, Jimmy	.183	34	93	14	17	2	0	0	9	12	26	5	1	.204	.269	14
Richardson, Eric	.210	42	100	16	21	3	1	0	6	13	29	7	5	.260	.319	5
Robledo, Nilson	.200	6	20	2	4	0	0	0	2	1	6	1	0	.200	.238	0
Rodriguez, Neno	.225	26	89	4	20	1	0	0	8	2	24	3	2	.236	.242	5
Strange, Keith	.222	5	18	3	4	0	0	1	4	4	4	0	0	.389	.348	1
Taylor, Jon	.100	10	20	2	2	0	0	0	0	2	9	0	0	.100	.217	2
Vinas, Julio	.225	50	187	21	42	9	0	3	29	19	40	2	3	.321	.300	13
Vogel, Mike	.333	3	9	1	3	0	0	0	2	1	3	0	0	.333	.400	0
<b>Totals</b>	<b>.226</b>	<b>59</b>	<b>1982</b>	<b>251</b>	<b>448</b>	<b>57</b>	<b>9</b>	<b>7</b>	<b>194</b>	<b>181</b>	<b>447</b>	<b>91</b>	<b>38</b>	<b>.274</b>	<b>.299</b>	<b>121</b>

PITCHER	W-L	ERA	G	GS	CG	SHO	SV	IP	H	R	ER	HR	HB	BB	SO	WP
Andujar, Luis	4-4	2.45	10	10	1	1	0	62.1	60	27	17	0	4	10	52	3
Baldwin, Jim	3-1	2.12	6	6	0	0	0	34.0	16	8	8	0	1	16	48	3
Boehringer, Brian	1-1	6.57	5	1	0	0	0	12.1	14	9	9	1	0	5	10	3
Burrow, Jeff	1-0	2.00	5	0	0	0	0	9.0	6	2	2	0	1	2	4	1
Call, Mike	2-0	1.17	4	0	0	0	0	7.2	5	5	1	0	0	2	10	0
Chambers, Travis	0-0	0.90	6	0	0	0	0	10.0	6	2	1	0	0	3	12	0
Culbertson, Don	2-4	2.45	19	0	0	0	4	33.0	20	13	9	0	1	14	33	0
Delacruz, Carlos	0-2	3.29	10	2	0	0	1	27.1	19	14	10	0	0	13	35	4
Dunne, Mike	0-0	0.00	1	0	0	0	0	3.0	0	0	0	0	0	1	5	0
Harp, Keith	0-0	1.80	5	0	0	0	0	5.0	5	2	1	0	2	1	4	0
Hernandez, Roberto	0-0	0.00	1	1	0	0	0	6.0	2	0	0	0	0	0	7	0
Herrholz, John	0-1	3.07	7	0	0	0	1	14.2	13	6	5	0	3	1	16	0
Marshall, Ted	4-2	1.99	12	12	1	0	0	63.1	58	25	14	1	3	17	44	5
McGraw, Doug	2-3	3.79	7	7	0	0	0	38.0	43	19	16	0	2	14	28	7
Ruffcorn, Scott	0-0	3.18	4	2	0	0	0	11.1	8	7	4	0	0	5	15	1
Ruiz, Jorge	3-1	2.61	11	0	0	0	0	20.2	17	9	6	0	0	15	20	4
Schrenk, Steve	1-3	2.92	11	7	0	0	0	37.0	30	20	12	0	5	6	39	1
Soto, Juan	3-4	3.35	10	10	0	0	0	53.2	44	30	20	1	6	23	36	6
Starks, Fred	3-2	3.03	14	0	0	0	0	35.2	32	22	12	2	1	16	44	8
Tagel, Henry	0-0	0.00	2	0	0	0	2	4.0	3	0	0	0	0	1	2	0
Wood, Denny	0-1	8.59	6	0	0	0	1	7.1	10	7	7	0	0	7	9	0
Woodlin, Chris	1-0	0.00	13	1	0	0	4	26.1	19	7	7	0	0	7	24	0
<b>Totals</b>	<b>30-29</b>	<b>2.78</b>	<b>59</b>	<b>59</b>	<b>2</b>	<b>1</b>	<b>13</b>	<b>521.2</b>	<b>430</b>	<b>234</b>	<b>161</b>	<b>5</b>	<b>28</b>	<b>179</b>	<b>496</b>	<b>46</b>

## 1991 Most Common Lineups

### Vancouver (AAA)

Esteban Beltre, SS  
Cesar Bernhardt, DH  
Derek Lee, CF  
Matt Stark, 1B  
Orsino Hill, RF  
Shawn Jeter, LF  
Joe Hall, 3B  
Norberto Martin, 2B  
Kurt Brown, C

### Birmingham (AA)

Javier Ocasio, 2B  
Scott Tedder, LF  
Scott Jaster, RF  
Kevin Garner, 1B  
Mark Chasey, DH  
Ron Coomer, 3B  
Kinnis Pledger, CF  
Darrin Campbell, C  
Lindsay Foster, SS

### Sarasota (A)

Robert Harris, CF  
Kevin Castleberry, 2B  
Ron Plemmons, DH  
Scott Cepicky, 1B  
Rob Lukachyk, LF  
Jerry Wolak, RF  
Pete Rose, 3B  
Clemente Alvarez, C  
Leo Tejada, SS

### South Bend (A)

Kerry Valrie, CF  
Kevin Coughlin, RF  
Brandon Wilson, SS  
Mike Robertson, 1B  
Keith Strange, 3B  
Charles Poe, LF  
Dennis Walker, DH  
Danny Monzon, 2B  
Rogelio Nunez, C

### Utica (A)

Ray Durham, 2B  
Stephen Brady, SS  
Harold Henry, CF  
Jeff Pierce, DH  
David Martorana, 3B  
Troy Fryman, 1B  
Rafael Ochoa, RF  
Matt Hattabaugh, C  
Shawn Buchanan, LF

### Sarasota (Rookie)

Essex Burton, 2B  
Wilfredo Polidor, SS  
Jimmy Hurst, DH  
Julio Vinas, 1B  
Robert Machado, C  
Rich Bowrosen, 3B  
Ed Devers, RF  
Mike Cameron, CF  
Eric Richardson, LF



## Offensive Leaders By Position

POS	AVG	HR	RBI	SB
C	Robledo (.289) <i>South Bend</i>	Campbell (7) <i>Birmingham</i>	Campbell (32) <i>Birmingham</i>	Nunez (21) <i>South Bend</i>
1B	Robertson (.329) <i>South Bend</i>	Garner (14) <i>Birmingham</i>	Cepicky (76) <i>Sarasota (FSL)</i>	Walker (18) <i>South Bend</i>
2B	Martin (.278) <i>Vancouver</i>	Castleberry (4) <i>Sarasota (FSL)</i>	Castleberry (39) <i>Sarasota (FSL)</i>	Burton (27) <i>Utica</i>
SS	Wilson (.313) <i>South Bend</i>	Wilson (2) <i>South Bend</i>	Wilson (49) <i>South Bend</i>	Wilson (41) <i>South Bend</i>
3B	Coomer (.255) <i>Birmingham</i>	Coomer (13) <i>Birmingham</i>	Coomer (76) <i>Birmingham</i>	Hall (11) <i>Vancouver</i>
OF	Tedder (.307) <i>Sarasota (FSL)</i>	Lee (11) <i>Birmingham Vancouver</i>	Plemmons (64) <i>Sarasota (FSL) Vancouver</i>	Valrie (32) <i>South Bend</i>
OF	Lee (.304) <i>Birmingham Vancouver</i>	Pledger (9) <i>Birmingham Vancouver</i>	Lee (60) <i>Birmingham Vancouver</i>	Lukachyk (22) <i>Sarasota (FSL) Vancouver</i>
OF	Coughlin (.304) <i>South Bend</i>	Lukachyk (9) <i>Sarasota (FSL)</i>	Poe (59) <i>South Bend</i>	Harris (21) <i>Sarasota (FSL)</i>

## MINOR LEAGUE COACHES

### BALLOU, LAURANCE WILLIAM

#### *Utica Pitching Coach*

Former Pitcher

Height: 6-1      Bats: Right      Born: January 26, 1940, Oceanside, N.Y.

Weight: 190      Throws: Right      Resides: Commack, N.Y.

**Pro Career:** Begins his fifth season as pitching coach at Class A Utica ... the 1991 Blue Sox ranked second in the New York-Penn League with a 3.38 team ERA ... joined the Sox organization in 1987 as pitching coach for Rookie Sarasota ... began in New York Yankees organization in 1957 ... played two years in the Yankees system and later played in Cubs' organization from 1961 through 1964 ... scouted with Cubs from 1979 through 1982 before becoming a coach in their minor league system at Geneva in 1983.

**Personal Background:** Graduated from Baldwin (N.Y.) H.S. in 1957 and attended Ilhaca (N.Y.) College.

#### **Managerial/Coaching Career:**

1979-82      Scout, Chicago Cubs

1983-85      Minor League Pitching Coach, Chicago Cubs

1987      Minor League Pitching Coach, Sarasota, Gulf Coast League (White Sox)

1988-91      Minor League Pitching Coach, Utica, New York-Penn League (White Sox)

### BARNETT, MICHAEL LEE

#### *Sarasota (FSL) Hitting Instructor*

Former Catcher

Height: 5-10      Bats: Right      Born: February 1, 1959, Columbus, Ohio

Weight: 175      Throws: Right      Resides: Knoxville, Tenn.

**Pro Career:** Begins his third season as hitting coach at Class A Sarasota ... served as assistant administrator of baseball operations and video director for the New York Yankees from 1982 through 1987 ... was assistant coach and hitting instructor for the University of Tennessee ... became the interim head coach at the University of Tennessee in the fall of 1989 following the resignation of Mark Conner.

**Personal Background:** Graduate of Ohio University (Athens, Ohio) with a bachelor's degree in sports administration.

#### **Managerial/Coaching Career:**

1990-91      Hitting Instructor, South Bend, Midwest League, (White Sox)

## **BELL, DAVID GUS (BUDDY)**

### *Director of Instruction, Minor Leagues*

Former Infielder

Height: 6-3      Bats: Right      Born: August 27, 1951, Pittsburgh, Pa.  
Weight: 200      Throws: Right      Resides: Cincinnati, Ohio

**Pro Career:** Enters his second season as director of instruction for the minor leagues ... served as roving hitting instructor for Cleveland in 1990 ... his 18-year playing career with Cleveland, Texas and Cincinnati ended in 1989 with the Houston Astros ... selected to the AL All-Star Team in 1973, 1980, 1981, 1982 and 1984 ... won six consecutive Rawlings' Gold Glove Awards (1979-84) ... combined with father, Gus Bell, to set major-league all-time record for hits (4,337) by a father-and-son duo ... elected to the Texas Baseball Hall of Fame in 1988.

**Personal Background:** Attended Xavier University in Cincinnati and Miami University in Oxford, Ohio.

#### **Managerial/Coaching Career:**

1990      Roving Hitting Instructor, Cleveland Indians  
1991      Director of Instruction, Minor Leagues, Chicago White Sox

## **CHAMPION, KIRK**

### *Sarasota (FSL) Pitching Coach*

Height: 5-8      Bats: Right      Born: Sept. 4, 1957, Granite City, Ill.  
Weight: 175      Throws: Right      Resides: Carbondale, Ill.

**Pro Career:** Begins his first season as pitching coach at Class A Sarasota of the Florida State League in 1992 ... completed three consecutive years as a coach at Class A South Bend, including a season as pitching coach in 1991 ... South Bend pitching staff ranked second in the Midwest League in ERA (3.17) and strikeouts (1061) in '91 ... served as assistant coach at Southern Illinois University at Carbondale (1986-88) and Southwest Missouri State University (1979-81) ... spent four seasons as head coach at Rend Lake (Ill.) Junior College (1982-85).

**Personal Background:** Graduate of Southwest Missouri State University with a bachelor's degree in physical education.

#### **Managerial/Coaching Career:**

1989-91      Coach, South Bend, Midwest League (White Sox)

## **COOPER, DONALD JAMES**

### *Birmingham Pitching Coach*

Former Pitcher

Height: 6-1      Bats: Right      Born: Feb. 15, 1957, New York, N.Y.  
Weight: 178      Throws: Right      Resides: Maspeth, N.Y.

**Pro Career:** 1992 marks his fifth season in the White Sox organization and first as pitching coach at Class AA Birmingham ... spent three years as pitching coach at Class A Sarasota ... joined the organization as pitching coach at Class A South Bend in 1988 ... named International League's All-Star relief pitcher at Syracuse in 1983 ... made major-league debut with Twins in 1981 and picked up first big-league victory versus the Yankees ... fired a 5-0 no-hitter for Ft. Lauderdale versus Ft. Myers in 1978.

**Personal Background:** Attended New York Institute of Technology in Old Westbury, N.Y. where he was named East Coast Athletic Conference Player of the Year in 1978.

#### **Managerial/Coaching Career:**

1988      Pitching Coach, South Bend, Midwest League (White Sox)  
1989-91      Pitching Coach, Sarasota, Florida State League (White Sox)

## **CULBERSON, CHARLES E.**

### *Utica Hitting Coach*

Former Outfielder

Height: 5-9      Bats: Right      Born: July 5, 1962, Rome, Ga.  
Weight: 170      Throws: Right      Resides: Rome, Ga.

**Pro Career:** Moves from his post as hitting coach at Rookie Sarasota to hitting coach at Class A Utica ... played minor league baseball in the Giants' organization for three years (1984-86) before being traded to the Kansas City where he played one year (1987).

**Personal Background:** Led Jacksonville State University to a second-place finish in the NCAA Division II World Series in 1983 and was named to the All-Tournament team.

#### **Managerial/Coaching Career:**

1991      Hitting Coach, Sarasota, Gulf Coast League (White Sox)

## DiEMIDIO, CHESTER (CHET)

### *Sarasota (GCL) Coach*

Former Outfielder

Height: 6-2      Bats: Right      Born: Sept. 13, 1930, Atlantic City, N.J.

Weight: 175      Throws: Right      Resides: Philadelphia, Pa.

**Pro Career:** Joined the White Sox organization as a coach at Tampa in 1988 and begins his second season as a coach at Rookie Sarasota ... served as coach at White Sox' extended spring training in 1990 ... coached at the high school and college level from 1976-85 ... played in the St. Louis Cardinals' organization from 1949-53 and in the Philadelphia Phillies organization in 1954.

**Personal Background:** Graduated from Miami High School (Fla.).

**Managerial/Coaching Career:**

1988      Coach, Tampa, Florida State League (White Sox)

1990-91      Coach, Sarasota, Gulf Coast League (White Sox)

## FRANCONA, TERRY JON

### *South Bend Manager*

Former Infielder

Height: 6-1      Bats: Left      Born: April 22, 1959, Aberdeen, S.D.

Weight: 175      Throws: Left      Resides: Tucson, Ariz.

**Pro Career:** Begins his first year as manager at Class A South Bend and first in the White Sox organization ... played 10 seasons in the major leagues, including five seasons with the Montreal Expos, one each with the Chicago Cubs and Cincinnati Reds, one with the Cleveland Indians and two with the Milwaukee Brewers ... posted a .274 career batting average ... cracked first major-league home run off Bruce Sutter on 9/16/81 at Olympic Stadium ... Expos' first-round choice in the June 1980 free agent draft.

**Personal Background:** Played collegiate baseball at the University of Arizona ... earned the Golden Spikes Award as the outstanding amateur baseball player in the United States in 1980 ... led Arizona to the College World Series Championship ... batted .458 and was named tournament's Most Valuable Player ... selected College Player of the Year by the *The Sporting News* ... his father, John (Tito), played 15 years in the major leagues as a first baseman/outfielder.

## FRANKLIN, ANTHONY WAYNE

### *Birmingham Manager*

Former Infielder

Height: 5-10      Bats: Switch      Born: June 9, 1950, Portland, Maine

Weight: 165      Throws: Right      Resides: Los Angeles, Calif.

**Pro Career:** Enters his second campaign as manager of Class AA Birmingham of the Southern League ... Barons posted a 45-25 first-half record and advanced to the SL playoffs, where they eventually lost to Orlando in the finals ... managed at Class A Sarasota of the Florida State League from 1989-90 ... managed in the Cubs' farm system from 1982 through 1988, including four seasons at Geneva of the New York-Penn League ... served as a coach and scout in the Baltimore organization from 1979 through 1981.

**Managerial/Coaching Career:**

1978      Player-Coach, West Palm Beach, Florida State League (Expos)

1979      Coach, Rochester, International League (Orioles)

1980-81      Scout, Coach, Baltimore Orioles minor league system

1982-85      Manager, Geneva, New York-Penn League (Cubs)

1986      Manager, Wytheville, Appalachian League (Cubs)

1988      Instructor, Minor Leagues, Chicago Cubs

1989-90      Manager, Sarasota, Florida State League (White Sox)

1991      Manager, Birmingham (White Sox)

### **Record as Manager**

YEAR	CLUB	LG	W	L	PCT	FINISH
1982	Geneva	NYP	36	49	.424	(3rd in Div)
1983	Geneva	NYP	33	40	.452	(4th in Div)
1984	Geneva	NYP	36	36	.514	(4th in Div)
1985	Geneva	NYP	45	33	.577	(2nd in Div)
1986	Wytheville	APP	22	46	.324	(4th in Div)
1989	Sarasota	FSL	79	57	.581	(2nd in Div, 1st in Div)
1990	Sarasota	FSL	63	75	.457	(4th in Div, 2nd in Div)
1991	Birmingham	SL	77	66	.538	(1st in Div, 5th in Div)

### **Postseason Play**

YEAR	CLUB	LG	W	L	PCT	RESULTS
1989	Sarasota	FSL	1	2	.333	(Lost to Charlotte 2-1 in first round)
1991	Birmingham	SL	4	4	.500	(Def. Knoxville 3-1, lost to Orlando 3-1)

## GAMBETTA, VERNON ADRIAN

### *Director of Conditioning, Minor Leagues*

**Height:** 6-1      **Bats:** Right      **Born:** Jan. 16, 1947, Santa Barbara, Calif.

**Weight:** 180      **Throws:** Right      **Resides:** Sarasota, Fla.

**Pro Career:** Entering his fifth season as White Sox' director of conditioning ... was especially instrumental in the rehabilitation process of pitcher Scott Radinsky in 1989 ... coached at high school and collegiate level for 19 years.

**Personal Background:** Earned a bachelor's degree from Fresno State College in 1968 and a master's degree from Stanford University in 1974.

#### **Managerial/Coaching Career:**

1988-91      Director of Conditioning, Chicago White Sox Minor Leagues

## GARCIA, JAIME

### *South Bend Pitching Coach*

**Height:** 5-11      **Bats:** Left      **Born:** Nov. 30, 1950, Santiago, Cuba

**Weight:** 170      **Throws:** Left      **Resides:** Sarasota, Fla.

**Pro Career:** Takes over as pitching coach of Class A South Bend of the Midwest League in 1992 ... served four years as pitching coach at Rookie Sarasota of the Gulf Coast League ... named interim manager of the Sarasota club on 6/19/91 when Rick Renick was promoted to manager of Class AAA Vancouver.

**Personal Background:** Received a bachelor's degree from Lewis University and a master's degree from Indiana State University.

#### **Managerial/Coaching Career:**

1985-87      Coach, United States Baseball Federation

1988-91      Pitching Coach, Sarasota, Gulf Coast League (White Sox)

1991      Manager, Sarasota, Gulf Coast League (White Sox)

#### **Record as a Manager**

YEAR	CLUB	LG	W	L	PCT	FINISH
1991	Sarasota	GCL	29	28	.509	(2nd)

## GELLINGER, MICHAEL ANDREW

### *Minor League Defensive Coordinator*

#### **Former Infielder**

**Height:** 5-10      **Bats:** Switch      **Born:** July 23, 1964, Arlington Heights, Ill.

**Weight:** 160      **Throws:** Right      **Resides:** Palatine, Ill.

**Pro Career:** Replaces Doug Mansolino as defensive coordinator for the minor leagues in 1992 after managing Class A Utica in 1991 ... managed second half of 1989 season at Utica before being named to manage Rookie Sarasota of the Gulf Coast League in 1990 ... began his coaching career with the White Sox at Class A Tampa in 1988.

**Personal Background:** Attended Southern Illinois University in Carbondale, Ill., where he lettered in baseball ... played in National Sports Festival Gold Medal Game.

#### **Managerial/Coaching Career:**

1988      Coach, Tampa, Florida State League (White Sox)

1989      Coach, Extended Spring Training (White Sox)

1989      Manager, Utica, New York-Penn League (July 4 - end of season, White Sox)

1990      Manager, Sarasota, Gulf Coast League (White Sox)

1991      Manager, Utica, New York-Penn League (White Sox)

#### **Record as Manager**

YEAR	CLUB	LG	W	L	PCT	FINISH
1989	Utica	NYP	31	29	.517	(6th)
1990	Sarasota	GCL	21	42	.333	(8th)
1991	Utica	NYP	39	37	.513	(4th)

## Nellie Fox

In 1958, Nellie Fox struck out just 11 times in 623 at-bats, which is the best single-season strikeout ratio (one every 56.6 at-bats) in White Sox history. Fox holds the major-league record for most seasons leading the league in fewest strikeouts (11, 1952-62). Fox, the first Sox player to win an AL Most Valuable Player Award in 1959, also holds the club record for consecutive games played (798).

## HAIRSTON, SAMUEL, SR.

### *Birmingham Coach*

Former Catcher

Height: 5-10      Bats: Right      Born: January 20, 1925, Crawford, Miss.

Weight: 198      Throws: Right      Resides: Birmingham, Ala.

**Pro Career:** Opens his seventh consecutive season as a coach at Class AA Birmingham in 1992 ... has served as either a scout or coach in the White Sox organization for the past 32 years ... as a minor-league player, named to league All-Star teams in 1952, 1953, 1955 and 1959 ... led the Western League with a .350 batting average at Colorado Springs in 1955 ... made only major-league appearance in 1951 with the White Sox, going 2-5.

**Personal Background:** Father of former White Sox outfielder, Jerry Hairston, major leaguer John and minor leaguer Sam Hairston, Jr.

**Scouting/Coaching Career:**

1961-65      Scout, Chicago White Sox

1966-77      Scout, Coach, Sarasota, Gulf Coast League (White Sox)

1978      Coach, Chicago White Sox

1979-85      Minor League Instructor, Chicago White Sox

1986-91      Coach, Birmingham, Southern League (White Sox)

## HALEY, MARK

### *South Bend Hitting Coach*

Height: 6-2      Bats: Right      Born: June 6, 1959, Torrance, Calif.

Weight: 220      Throws: Right      Resides: Lompoc, Calif.

**Pro Career:** 1992 marks his second year as hitting coach at Class A South Bend of the Midwest League.

**Personal Background:** Graduated from the University of Nebraska with a bachelor's degree in exercise science ... coached college baseball at Nebraska and the University of Tennessee ... named interim head coach at Tennessee in 1987 ... played on the Cornhuskers' 1980 Big Eight Championship baseball team ... drafted by the Pittsburgh Pirates in 1977 but elected to remain in school.

**Managerial/Coaching Career:**

1991      Hitting Coach, South Bend, Midwest League (White Sox)

## HASLER, CURT

### *Sarasota (GCL) Pitching Coach*

Former Pitcher

Height: 6-7      Bats: Right      Born: December 29, 1965, Honolulu, Hawaii

Weight: 220      Throws: Right      Resides: Roanoke, Ill.

**Pro Career:** Begins his second full season as pitching coach at Rookie Sarasota of the Gulf Coast League ... pitched in the White Sox organization from 1987 through 1991 ... posted a 34-30 career ledger ... placed second in the Florida State League at Class A Sarasota with 14 wins and three shutouts.

**Personal Background:** Was an All-State basketball and baseball player at Roanoke-Benson (Ill.) High School ... played baseball at Bradley University in Peoria, Ill. ... selected by White Sox in 21st round of the June 1987 free agent draft.

**Managerial/Coaching Career:**

1991      Pitching Coach, Utica, New York-Penn League (White Sox)

## KENDALL, FRED LYN

### *Utica Manager*

Former Catcher

Height: 6-1      Bats: Right      Born: January 31, 1949, Torrance, Calif.

Weight: 190      Throws: Right      Resides: Torrance, Calif.

**Pro Career:** Joins the White Sox organization in 1992 as manager at Class A Utica of the New York-Penn League ... the 12-year major league catcher played 10 of his seasons with the San Diego Padres ... named the Most Valuable Padre by the San Diego Baseball Writers Association for 1973 after batting .282 with 10 home runs and 59 RBI ... led the major leagues with 146 games caught in 1976 and was second in fielding percentage (.994) behind Johnny Bench (.997) ... caught Randy Jones primarily in 1975 and '76 when the left-hander won 42 games.

**Personal Background:** Married Patricia ... has sons Michael (2/4/72) and Jason (6/26/74), and one daughter, Kathy (11/3/78) ... graduate of Torrance (Calif.) High School ... was a high school teammate of former Sox pitcher and current special assistant to Ron Schueler, Bart Johnson.

## LA FRANCOIS, ROGER VICTOR

### *Vancouver Hitting Coach*

Former Catcher

Height: 6-2

Bats: Left

Born: August 2, 1956, Norwich, Conn.

Weight: 200

Throws: Right

Resides: Jewett City, Conn.

**Pro Career:** Returns for his second season as hitting coach at Class AAA Vancouver in 1992... joined White Sox organization as a coach at Class A South Bend in 1989 ... awarded Manager of the Year honors in his first year at Class A Jamestown of New York-Penn League ... coached in Harwich, Mass. of Cape Cod League ... ranked third in the Carolina League with a .311 batting average in 1978 and was named to the league and postseason All-Star teams.

**Personal Background:** Attended the University of Oklahoma for three years, appearing in the College World Series in 1975 and '76 ... graduated from University of Connecticut in 1983 with a bachelor's degree in education ... serves as an East Coast Athletic Conference college basketball official in the off-season.

#### **Managerial/Coaching Career:**

1987	Player/Coach, Durham, Carolina League (Braves)
1988	Manager, Jamestown, New York-Penn League (Expos)
1989	Coach, South Bend, Midwest League (White Sox)
1990	Coach, Vancouver, Pacific Coast League (White Sox)
1991	Hitting Coach, Vancouver, Pacifica Coast League (White Sox)

#### **Record as Manager**

YEAR	CLUB	LG	W	L	PCT	FINISH
1988	Jamestown	NYP	47	29	.518	(1st in Div)

#### **Postseason Play**

YEAR	CLUB	LG	W	L	PCT	RESULTS
1988	Jamestown	NYP	0	2	.000	(Lost to Oneonta 2-0 for league title)

## LUM, MICHAEL KEN-WAI

### *Minor League Hitting Instructor*

Former Outfielder

Height: 6-0

Bats: Left

Born: October 27, 1945, Honolulu, Hawaii

Weight: 180

Throws: Left

Resides: Atlanta, Ga.

**Pro Career:** Returns for his third season as minor league hitting instructor ... began coaching career with the White Sox in 1983, also as minor league hitting instructor ... was the major-league hitting instructor for the White Sox in 1985 and for Kansas City from 1987 thru 1989 ... playing career with Atlanta and Cincinnati spanned 15 seasons.

**Personal background:** Attended Brigham Young University in Provo, Utah.

#### **Managerial/Coaching Career:**

1983-84	Minor League Hitting Instructor, Chicago White Sox
1985	Major League Hitting Coach, Chicago White Sox
1986	Minor League Hitting Instructor, San Francisco Giants
1987-89	Major League Hitting Coach, Kansas City Royals
1990-91	Minor League Hitting Instructor, Chicago White Sox

### **White Sox Outfield Specialists**

With 425 putouts in 1991, center fielder Lance Johnson ranked seventh all-time among White Sox outfielders. The Top 10:

Rank	Player	Year	Putouts
1.	Chet Lemon	1977	512
2.	Ken Henderson	1974	462
3.	John Mostil	1925	446
T4.	John Mostil	1926	440
T4.	Happy Felsch	1917	440
6.	Mike Kreevich	1940	428
7.	Lance Johnson	1991	425
8.	John Mostil	1923	422
9.	Jim Landis	1959	420
10.	Mike Kreevich	1939	419

## **PATTERSON, WILLIAM (RICK)**

### *Sarasota (FSL) Manager*

**Former Catcher**

**Height:** 6-0      **Bats:** Right      **Born:** August 15, 1953, Andalusia, Ala.

**Weight:** 175      **Throws:** Right      **Resides:** Eight Mile, Ala.

**Pro Career:** Enters his second campaign as manager at Class A Sarasota in 1992 ... managed Class A South Bend to two division titles in 1989 and 1990 and accumulated a 162-104 mark (.609) ... joined the White Sox organization as manager of Class A Utica of the New York-Penn League in 1988.

**Personal Background:** Attended Faulkner State Junior College in Bay Minette, Ala. where he was an Honorable Mention, National Junior College All-America selection ... graduate of the University of South Alabama in Mobile.

#### **Managerial/Coaching Career:**

1977      Player/Coach, Wausau, Midwest League (Mets)  
1980-85      Assistant Coach, University of South Alabama  
1986-87      Coach, Livingston University  
1988      Manager, Utica, New York-Penn League (White Sox)  
1989-90      Manager, South Bend, Midwest League (White Sox)  
1991      Manager, Sarasota, Florida State League (White Sox)

#### **Record as Manager**

YEAR	CLUB	LG	W	L	PCT	FINISH
1988	Utica	NYP	47	29	.618	(2nd in Div)
1989	South Bend	MID	85	47	.644	(1st in Div, 2nd in Div)
1990	South Bend	MID	77	57	.575	(2nd in Div, 1st in Div)
1991	Sarasota	FSL	75	56	.573	(1st in Div, 2nd in Div)

#### **Postseason Play**

YEAR	CLUB	LG	W	L	PCT	RESULTS
1989	South Bend	MID	5	0	1.000	(Def. Rockford 2-0 in semi-finals; def. Springfield 3-0 for league title)
1990	South Bend	MID	3	3	.500	(Def. Madison 2-0 in semi-finals; lost to Cedar Rapids 3-1 in league title)
1991	Sarasota	FSL	1	2	.333	(Lost to St. Lucie, 2-0 in semi-finals)

## **PETERSON, ERIC HARDING (RICK)**

### *Vancouver Pitching Coach*

**Former Pitcher**

**Height:** 6-0      **Bats:** Left      **Born:** Oct. 30, 1954, New Brunswick, N.J..

**Weight:** 175      **Throws:** Left      **Resides:** Sarasota, Fla.

**Pro Career:** Enters his first season as pitching coach at Class AAA Vancouver in 1992 ... was pitching coach at Class AA Birmingham for past three seasons ... served as player/coach in the Pittsburgh Pirates' organization for six minor league seasons.

**Personal Background:** Attended Gulf Coast Junior College (Panama City, Fla.) and graduated from Jacksonville (Fla.) University.

#### **Managerial/Coaching Career:**

1979-80      Coach, Salem, Carolina League (Pirates)  
1980      Coach, Bradenton, Gulf Coast League (Pirates)  
1981-82      Coach, Buffalo, Eastern League (Pirates)  
1983      Coach, Lynn, Eastern League (Pirates)  
1984-85      Coach, Pittsburgh Pirates  
1986      Coach, Waterbury, Eastern League (Indians)  
1987      Coach, Buffalo, International League (Indians)  
1988      Coach, Colorado Springs, Pacific Coast League (Indians)  
1989-91      Coach, Birmingham, Southern League (White Sox)

### **Rookie Pitchers**

Six rookie pitchers have won 15 or more games in White Sox history. Reb Russell holds the record with 21 wins in 1913. Gary Peters won 19 in 1963, Frank Smith 16 in 1904 and Tommy Thomas (1926), Tom Bradley (1971) and Britt Burns (1980) each won 15.



## REINEBOLD, JIM

### *South Bend Coach*

Former Pitcher

Height: 5-9      Bats: Right      Born: January 3, 1930, South Bend, Ind.  
Weight: 160      Throws: Right      Resides: South Bend, Ind.

**Pro Career:** Will begin his fifth season in the White Sox organization as a coach at Class A South Bend in 1992 ... coached the Cubs' rookie club at Sarasota in 1982 ... was field manager for the Coos Bay-North Bend (Oakland A's) in 1971 ... scouted for the Pittsburgh Pirates in Northern Indiana area from 1961-63.

**Personal Background:** Received bachelor's degree in education from Mississippi College in 1952, and a master's degree from Notre Dame in 1961 ... selected to the Indiana Baseball Hall of Fame in 1979 ... served as a high school baseball coach for 35 years.

#### **Managerial/Coaching Career:**

1971      Field Manager, Coos Bay-North Bend, Northwest League (Oakland)  
1982      Coach, Sarasota, Gulf Coast League (Cubs)  
1988-91      Coach, South Bend, Midwest League (White Sox)

## RENICK, WARREN RICHARD (RICK)

### *Vancouver Manager*

Former Infielder/Outfielder

Height: 6-1      Bats: Right      Born: March 16, 1944, London, Ohio  
Weight: 218      Throws: Right      Resides: Sarasota, Fla.

**Pro career:** Begins his first full season as manager at Class AAA Vancouver of the Pacific Coast League ... replaced Mary Foley as the Canadians' manager on 7/19/91 after beginning the season as manager at Rookie Sarasota of the Gulf Coast League ... boasts 14 years of professional coaching experience, including six years at the major-league level ... served as third base coach for the Montreal Expos (1985-86) and the Minnesota Twins (1987-90) ... coached third base for the 1987 World Champion Minnesota Twins and was a coach for the American League in the 1988 All-Star Game ... named the Southern League's Co-Manager of the Year in 1984 ... hit home run in first major-league at-bat.

**Personal Background:** Attended Ohio State University on baseball/basketball scholarship.

#### **Managerial/Coaching Career:**

1978-81      Minor League Hitting Instructor, Kansas City Royals  
1982-83      Coach, Memphis, Southern League (Royals)  
1984      Coach, Jacksonville, Southern League (Montreal Expos)  
1985-86      Third Base Coach, Montreal Expos  
1987-90      Third Base/Hitting Coach, Minnesota Twins  
1991      Manager, Sarasota, Gulf Coast League (White Sox)  
                Manager, Vancouver, Pacific Coast League (White Sox)

#### **Record as Manager**

YEAR	CLUB	LG	W	L	PCT	FINISH
1991	Sarasota	GCL	1	1	.500	(2nd)
	Vancouver	PCL	22	43	.338	(5th)

## ROBINSON, DEWEY EVERETT

### *Minor League Pitching Coordinator*

Former Pitcher

Height: 6-0      Bats: Right      Born: April 28, 1955, Evanston, Ill.  
Weight: 180      Throws: Right      Resides: Chicago, Ill.

**Pro Career:** 1992 will mark his fourth season as minor league pitching coordinator for the White Sox ... was pitching coach at Class A Peninsula in 1987 and coached at Class A Tampa in 1988 ... tied for second in American Association with 15 saves at Class AAA Iowa in 1980 despite joining the White Sox in late July ... notched first major-league win that year versus the Angels ... owned a 2-2 lifetime record in the major leagues.

**Personal Background:** Graduate of Southern Illinois University in Carbondale, Ill. where he received a bachelor's degree in finance ... posted a 20-6 record at SIU.

#### **Managerial/Coaching Career:**

1987      Coach, Peninsula, Carolina League (White Sox)  
1988      Coach, Tampa, Florida State League (White Sox)  
1989-91      Minor League Pitching Coordinator (White Sox)

## ROESSLER, PATRICK ALAN

### *Birmingham Hitting Coach*

**Height:** 6-0      **Bats:** Switch      **Born:** December 27, 1959, Phoenix, Ariz.

**Weight:** 190      **Throws:** Right      **Resides:** Sarasota, Fla.

**Pro Career:** Enters his fifth season as a coach in the White Sox organization and his third at Class AA Birmingham ... serves as hitting coach for the Barons for the second consecutive year.

**Personal Background:** He and wife Cindi have one daughter, Tori (2/27/91) ... received master's degree from Old Dominion University (Norfolk, Va.) ... graduate of University of Arizona with a bachelor's degree in physical education ... helped lead Arizona to the NCAA Division I College World Series title in 1980 as teammate of Sox minor league manager Terry Francona.

#### **Managerial/Coaching Career:**

1988	Minor League Hitting Coordinator (White Sox)
1989	Coach, Sarasota, Florida State League (White Sox)
1990	Coach, Birmingham, Southern League (White Sox)
1991	Hitting Coach, Birmingham, Southern League (White Sox)

## ROJAS, MIGUEL ANGEL (MIKE)

### *Sarasota (GCL) Manager*

#### **Former Catcher**

**Height:** 6-2      **Bats:** Right      **Born:** April 17, 1963, Miami, Fla.

**Weight:** 190      **Throws:** Right      **Resides:** Miami, Fla.

**Pro Career:** Begins his first season as manager of Rookie Sarasota of the Gulf Coast League ... signed as a free agent by the Oakland Athletics in 1983 and caught in the the A's system at Idaho Falls and Modesto for two seasons ... spent two years with Bradenton of the Toronto Blue Jays' organization before retiring as a player after the 1986 season.

**Personal Background:** Son of former major leaguer Cookie Rojas ... has served as assistant coach at St. Thomas University in Miami since 1987 ... graduate of Blue Valley High School in Stanley, Kan. ... played collegiate baseball at Mesa (Ariz.) Community College ... he and wife Georgina have two daughters, Jennifer (8/13/89) and Michelle (4/16/90).

## SILVESTRI, KENNETH JOSEPH (KEN)

### *Assistant to the Director of Instruction*

#### **Former Catcher**

**Height:** 6-1      **Bats:** Switch      **Born:** May 3, 1916, Chicago, Ill.

**Weight:** 200      **Throws:** Right      **Resides:** Tallahassee, Fla.

**Pro Career:** Rejoins the White Sox organization in 1992 as assistant to the director of instruction ... his last job with the club was pitching coach in 1982, when he replaced Ron Schueler in that capacity in July ... began coaching in the Sox organization in 1976 as bullpen coach for the major league club ... served as a minor league instructor with the White Sox from 1977-80 and was field coordinator in 1981 ... managed in the New York Yankees' organization from 1955-58 and coached for the Philadelphia Phillies (1959-60), and the Milwaukee and Atlanta Braves (1963-1975) ... played eight seasons in the major leagues (1939-41, 1946-51) ... began his major-league career with the White Sox in 1939 ... also played with the Yankees and the Philadelphia Athletics.

**Personal Background:** Graduate of Schurz High School in Chicago ... attended Purdue University before breaking into pro baseball at the age of 20.

#### **Managerial/Coaching Career:**

1955	Manager, Winston-Salem, Carolina League (Yankees)
	Manager, Owensboro, Kitty League (Yankees)
1956	Manager, St. Petersburg, Florida State League (Yankees)
1957	Manager, Alexandria, Evangeline League (Yankees)
1958	Manager, Fargo-Moorhead, Northern League (Yankees)
1959-60	Coach, Philadelphia Phillies
1961-62	Coach, Louisville, American Association (Braves)
1963-65	Coach, Atlanta Braves
1966-75	Coach, Atlanta Braves
1976	Coach, Chicago White Sox
1977-80	Minor League Instructor, Chicago White Sox
1981	Field Coordinator, Chicago White Sox
1982	Pitching Coach, Edmonton, Pacific Coast League
	Pitching Coach, Chicago White Sox

## Record as Manager

YEAR	CLUB	LG	W	L	PCT	FINISH
1955	Winston-Salem	CAR	46	53	.465	(Replaced on 8/1)
	Owensboro	KTY	10	14	.417	(3rd)
1956	St. Petersburg	FSL	59	81	.421	(6th, 7th)
1957	Alexandria	EVG	66	43	.613	(3rd, 1st)
1958	Fargo-Moorhead	NOR	72	51	.585	(2nd)

## Postseason Play

YEAR	CLUB	LG	W	L	PCT	FINISH
1958	Fargo-Moorhead	NOR	3	1	.750	(Def Minot 1-0 in semi-finals; def St. Cloud 2-1 for championship)

# THOMPSON, TOMMY BRIAN

## Minor League Catching Coordinator

### Former Catcher

**Height:** 6-1      **Bats:** Left      **Born:** Oct. 18, 1957, Oklahoma City, Okla.

**Weight:** 182      **Throws:** Right      **Resides:** Oklahoma City, Okla.

**Pro Career:** Begins first season as minor league catching coordinator in 1992 ... took over as manager at Class A South Bend in 1991 after a successful tour at the helm of Class A Utica in 1990 ... was a player/coach at Class AA Birmingham in 1988, although he did not see any action on the field until joining Class AAA Vancouver late in season ... fell seven plate appearances short of qualifying for the batting title in the Southern League in 1985 (.321).

**Personal Background:** Graduated from Northwest Classen (Okla.) H.S. in 1975 ... attended the University of Oklahoma in Norman, Okla.

### Managerial/Coaching Career:

1988	Player-Coach, Birmingham/Vancouver (White Sox)
1989	Coach, Birmingham, Southern League (White Sox)
1990	Manager, Utica, New York-Penn League (White Sox)
1991	Manager, South Bend, Midwest League (White Sox)

## Record as Manager

YEAR	CLUB	LG	W	L	PCT	FINISH
1990	Utica	NYP	31	47	.397	(4th in Div)
1991	South Bend	MID	69	70	.496	(5th in Div, 3rd in Div)

## White Sox No. 1 Draft Picks

Year	Player	Pos.	High School/College
1965	Ken Piesha	C	Notre Dame
1966	Carlos May	OF	Parker (Ala.) H.S.
1967	Dan Haynes	3B	Headland (Ga.) H.S.
1968	Rich McKinney	SS	Ohio University
1969	Ted Nicholson	3B	Oak Park (Miss.) H.S.
1970	Lee Richard	SS	Southern
1971	Danny Goodwin	C	Peoria Central (Ill.) H.S.
1972	Mike Ondina	OF	Rancho Cordova (Calif.) H.S.
1973	Steve Swisher	C	Ohio University
1974	Larry Monroe	P	Forest View (Ill.) H.S.
1975	Chris Knapp	P	Central Michigan
1976	Steve Trout	P	Thornwood (Ill.) H.S.
1977	Harold Baines	OF	St. Michaels (Md.) H.S.
1978	Rights Traded to Yankees		
1979	Steve Buechele	SS	Servite (Calif.) H.S.
1980	Cecil Espy	OF	Point Luma (Calif.) H.S.
1981	Daryl Boston	OF	Woodward (Ohio) H.S.
1982	Ron Karkovice	C	Boone H.S., Orlando, Fla.
1983	Joel Davis	P	Sandalwood (Fla.) H.S.
1983	Russ Morman	1B	Wichita State
1984	Tony Menendez	P	American (Fla.) H.S.
1984	Tom Hartley	OF	Hudson Bay (Wash.) H.S.
1985	Kurt Brown	C	Glendora (Calif.) H.S.
1986	Grady Hall	P	Northwestern
1987	Jack McDowell	P	Stanford
1988	Robin Ventura	3B	Oklahoma State
1989	Frank Thomas	1B	Auburn
1990	Alex Fernandez	P	Miami-Dade South J.C.
1991	Scott Ruffcorn	P	Baylor

# MINOR LEAGUE PLAYERS

## ANDUJAR, LUIS

**Position:** Pitcher

**Height:** 6-1 **Bats:** Right **Born:** November 22, 1972, Bani, D.R.

**Weight:** 160 **Throws:** Right **Resides:** Bani, D.R.

**Recommended/Signed By:** Juan Bernhardt (White Sox)

**How Obtained:** Signed as a free agent by the White Sox, February 25, 1991.

**Pro Career:** Posted a strikeout-to-walk ratio of 5.2 (52 SO/10 BB) in his first pro season in 1991 ... named Pitcher of the Year at Rookie Sarasota.

YR	CLUB	W-L	ERA	G	GS	CG	ShO	SV	IP	H	R	ER	BB	SO
91	Sarasota (GCL)	4-4	2.45	10	10	1	1	0	62.1	60	27	17	10	52

## ANTIGUA, JOSE

**Position:** Catcher

**Height:** 6-0 **Bats:** Right **Born:** Sept. 10, 1971, New York, N.Y.

**Weight:** 190 **Throws:** Right **Resides:** New York, N.Y.

**Recommended/Signed By:** Danny Monzon (White Sox)

**How Obtained:** Signed as a free agent by the White Sox, January 1, 1991.

**Personal Background:** Attended Washington High School.

**Pro Career:** 1992 will be his first year in pro ball.

## AUSTIN, COREY

**Position:** Outfielder

**Height:** 6-0 **Bats:** Right **Born:** Dec. 12, 1970, Fairhope, Ala.

**Weight:** 190 **Throws:** Right **Resides:** Spanish Fort, Ala.

**Recommended/Signed By:** Rod Fridley (White Sox)

**How Obtained:** Selected in 32nd round, June 1990 free agent draft.

**Personal Background:** Played collegiate baseball at Faulkner State University.

**Pro Career:** Split 1991 season between Rookie Sarasota and Class A Utica.

YR	CLUB	AVG	G	AB	R	H	2B	3B	HR	RBI	BB	SO	SB
91	Sarasota (GCL)	.242	10	33	6	8	0	0	0	7	2	5	3
	Utica	.267	44	150	24	40	4	1	0	15	6	33	8

## BALDWIN, JAMES JR. (JIM)

**Position:** Pitcher

**Height:** 6-3 **Bats:** Right **Born:** July 15, 1971, South Pines, N.C.

**Weight:** 210 **Throws:** Right **Resides:** South Pines, N.C.

**Recommended/Signed By:** Alex Cosmidis/Danny Monzon (White Sox)

**How Obtained:** Selected in fourth round, June 1990 free agent draft.

**Personal Background:** Graduate of Pinecrest (N.C.) High School ... played football, baseball and basketball.

**Pro Career:** Has fanned 113 batters over 108.2 innings in his professional career.

YR	CLUB	W-L	ERA	G	GS	CG	ShO	SV	IP	H	R	ER	BB	SO
90	Sarasota (GCL)	1-6	4.10	9	7	0	0	0	37.1	32	29	17	18	32
91	Sarasota (GCL)	3-1	2.12	6	6	0	0	0	34.0	16	8	8	16	48
	Utica	1-4	5.30	7	7	1	0	0	37.1	40	26	22	27	23

## Triple Plays

The last triple play turned by the White Sox came on June 15, 1986 at Seattle. With Neil Allen pitching, Alvin Davis walked. Jim Presley's ground ball to Greg Walker was fumbled for an error as Davis went to third. Designated hitter Ken Phelps hit a fly ball to right-fielder Jerry Hairston. Hairston fired to catcher Carlton Fisk, who tagged Davis out at the plate. Fisk threw to second baseman Julio Cruz at second, nailing Presley who was trying to advance on the play.

## BERE, JASON PHILLIP

**Position:** Pitcher

**Height:** 6-3 **Bats:** Right **Born:** May 26, 1971, Cambridge, Mass.

**Weight:** 185 **Throws:** Right **Resides:** Wilmington, Mass.

**Recommended/Signed By:** Guy Mader (White Sox)

**How Obtained:** Selected in 36th round, June 1990 free agent draft.

**Personal Background:** Graduate of Wilmington (Mass.) High School ... played baseball at Middlesex Community College in Burlington, Mass.

**Pro Career:** Has a 2.78 ERA over his pro career ... ranked ninth in Midwest League with 2.87 ERA at Class A South Bend in 1991 ... named Midwest League Pitcher of the Week on 8/3 ... was 4-1 with a 1.85 ERA in August ... struck out 158 in 163.0 innings ... turned in 14-strikeout effort in 7.0 innings on 6/9 at Beloit ... tossed three-hit shutout on 8/3 vs. Appleton.

YR	CLUB	W-L	ERA	G	GS	CG	SHO	SV	IP	H	R	ER	BB	SO
90	Sarasota (GCL)	0-4	2.37	16	2	0	0	1	38.0	26	19	10	19	41
91	South Bend	9-12	2.87	27	27	2	1	0	163.0	116	66	52	100	158

## BERNHARDT, CESAR

**Position:** Infielder

**Height:** 5-9 **Bats:** Right **Born:** Jan. 18, 1969, San Pedro, D.R.

**Weight:** 148 **Throws:** Right **Resides:** San Pedro, D.R.

**Recommended/Signed By:** Juan Bernhardt (White Sox)

**How Obtained:** Signed as a free agent, December 18, 1985.

**Personal Background:** Attended Juan Pablo Duarte High School in San Pedro of the Dominican Republic ... signed by his brother, Juan Bernhardt.

**Pro Career:** Invited to the White Sox spring training camp in 1990 and 1991 ... has a .273 batting average (708-2598) over his six-year minor league career ... split 1991 season between Class AA Birmingham and Class AAA Vancouver ... led Birmingham in games, hits, runs, total bases, triples and stolen bases in 1990 ... led the Midwest League in hits, total bases and RBI in 1989 at Class A South Bend ... named South Bend's Co-Player of the Year along with Derek Lee and was named to *Baseball America's* Class A All-Star team.

YR	CLUB	AVG	G	AB	R	H	2B	3B	HR	RBI	BB	SO	SB
86	Appleton	.276	19	76	9	21	2	2	1	12	4	11	1
	Sarasota (GCL)	.184	42	103	6	19	3	0	0	10	10	15	1
87	Charleston	.252	122	444	56	112	28	5	5	53	25	59	15
88	South Bend	.282	124	482	47	136	17	2	1	51	16	32	26
89	South Bend	.300	127	493	73	148	26	7	6	81	32	40	18
90	Birmingham	.279	142	574	96	160	26	9	6	82	48	53	30
91	Birmingham	.272	26	103	15	28	2	0	3	16	12	8	3
	Vancouver	.260	87	323	40	84	10	5	1	30	16	26	12

## BERTOTTI, MIKE

**Position:** Pitcher

**Height:** 6-0 **Bats:** Left **Born:** Jan. 18, 1970, Jersey City, N.J.

**Weight:** 180 **Throws:** Left **Resides:** Highland Hills, N.Y.

**Recommended/Signed By:** Marc Cuseta (White Sox)

**How Obtained:** Selected in 31st round, June 1991 free agent draft.

**Personal Background:** Played collegiate baseball at Iona College.

**Pro Career:** Made professional debut at Class A Utica in 1991.

YR	CLUB	W-L	ERA	G	GS	CG	SHO	SV	IP	H	R	ER	BB	SO
91	Utica	3-4	5.79	14	5	0	0	0	37.1	38	33	24	36	33

## BOEHRINGER, BRIAN

**Position:** Pitcher

**Height:** 6-2 **Bats:** Switch **Born:** January 8, 1969, St. Louis, Mo.

**Weight:** 180 **Throws:** Right **Resides:** Fenton, Mo.

**Recommended/Signed By:** Mark Sgobba (White Sox)

**How Obtained:** Selected in fourth round, June 1991 free agent draft.

**Personal Background:** Played collegiate baseball at the University of Nevada-Las Vegas.

**Pro Career:** Split 1991 season between Rookie Sarasota and Class A Utica.

YR	CLUB	W-L	ERA	G	GS	CG	SHO	SV	IP	H	R	ER	BB	SO
91	Sarasota (GCL)	1-1	6.57	5	1	0	0	0	12.1	14	9	9	5	10
	Utica	1-1	2.37	4	4	0	0	0	19.0	14	8	5	8	19

## BOWROSEN, RICHARD

**Position:** Infielder

**Height:** 6-1 **Bats:** Right **Born:** Dec. 11, 1970, Endicott, N.Y.

**Weight:** 185 **Throws:** Right **Resides:** Port Orange, Fla.

**Recommended/Signed By:** Preston Douglas (White Sox)

**How Obtained:** Selected in 27th round, June 1991 free agent draft.

**Personal Background:** Played collegiate baseball at Flagler College.

**Pro Career:** Made pro debut at Rookie Sarasota of the Gulf Coast League.

YR	CLUB	AVG	G	AB	R	H	2B	3B	HR	RBI	BB	SO	SB
91	Sarasota (GCL)	.233	53	172	25	40	10	2	2	13	18	61	1

## BRADISH, MICHAEL PATRICK

**Position:** Infielder

**Height:** 6-4 **Bats:** Right **Born:** April 5, 1968, Fullerton, Calif.

**Weight:** 220 **Throws:** Right **Resides:** Brea, Calif.

**Recommended/Signed By:** Ron Vaughn (White Sox)

**How Obtained:** Selected in 15th round, June 1990 free agent draft.

**Personal Background:** Graduated from Brea-Olinda (Calif.) High School in 1986 where he played three sports ... played baseball at Christ College in Irvine, Calif.

**Pro Career:** Has a .257 career batting average in his two-year professional career.

YR	CLUB	AVG	G	AB	R	H	2B	3B	HR	RBI	BB	SO	SB
90	Utica	.240	59	183	20	44	7	0	1	16	21	32	2
91	Sarasota (FSL)	.295	36	76	7	23	6	1	0	6	9	17	1

## BRADY, STEPHEN

**Position:** Infielder

**Height:** 5-11 **Bats:** Switch **Born:** Nov. 23, 1969, Las Vegas, Nev.

**Weight:** 165 **Throws:** Right **Resides:** Las Vegas, Nev.

**Recommended/Signed By:** Alex Cosmidis (White Sox)

**How Obtained:** Selected in 12th round, June 1991 free agent draft.

**Personal Background:** Played baseball at Liberty University

**Pro Career:** Led Class A Utica in runs (37) and stolen bases (21) in 1991.

YR	CLUB	AVG	G	AB	R	H	2B	3B	HR	RBI	BB	SO	SB
91	Utica	.295	65	226	37	53	6	3	2	31	31	31	21

## BRUTCHER, LENNY COLE

**Position:** Pitcher

**Height:** 6-6 **Bats:** Right **Born:** January 9, 1970, Syracuse, N.Y.

**Weight:** 210 **Throws:** Right **Resides:** Clay, N.Y.

**Recommended/Signed By:** Mark Bernstein (White Sox)

**How Obtained:** Selected in second round, June 1988 free agent draft.

**Personal Background:** 1988 graduate of Cicero-North Syracuse H.S. in Clay, N.Y. where he played baseball and basketball.

**Pro Career:** Owns a 32-15 (.681) record over his four-year professional career ... led Class A South Bend with an 11-4 record and a 2.74 ERA in 1990 ... finished second in Gulf Coast League with nine wins in 1988 and was named to the league's postseason All-Star team.

YR	CLUB	W-L	ERA	G	GS	CG	SHO	SV	IP	H	R	ER	BB	SO
88	Sarasota (GCL)	9-1	2.55	14	9	0	0	1	60.0	52	22	17	8	31
89	South Bend	5-5	3.74	16	14	2	1	0	91.0	91	45	38	33	82
90	South Bend	11-4	2.74	22	22	4	1	0	128.0	87	49	39	77	118
91	Sarasota (FSL)	7-5	4.54	24	19	0	0	0	103.0	106	64	52	62	68

## BUCHANAN, SHAWN

**Position:** Outfielder

**Height:** 6-0 **Bats:** Right **Born:** February 1, 1969, Chicago, Ill.

**Weight:** 190 **Throws:** Right **Resides:** Gary, Ind.

**Recommended/Signed By:** Mike Taylor (White Sox)

**How Obtained:** Selected in 25th round, June 1991 free agent draft.

**Personal Background:** Played collegiate baseball at the University of Nebraska.

**Pro Career:** Spent first professional season at Class A Utica.

YR	CLUB	AVG	G	AB	R	H	2B	3B	HR	RBI	BB	SO	SB
91	Utica	.205	46	127	20	26	5	1	0	10	23	29	5

## BURROW, JEFF

**Position:** Pitcher

**Height:** 6-3 **Bats:** Right **Born:** May 16, 1989, Arlington, Texas

**Weight:** 205 **Throws:** Right **Resides:** San Diego, Calif.

**Recommended/Signed By:** Dave Owen (White Sox)

**How Obtained:** Signed as a free agent by the White Sox.

**Personal Background:** Attended the University of Texas at Arlington.

**Pro Career:** Split first pro season between Rookie Sarasota and Class A Utica.

YR	CLUB	W-L	ERA	G	GS	CG	ShO	SV	IP	H	R	ER	BB	SO
91	Sarasota (GCL)	1-0	2.00	5	0	0	0	0	9.0	6	2	2	2	4
	Utica	1-1	4.56	9	3	0	0	1	25.2	28	17	13	7	12

## BURTON, ESSEX

**Position:** Outfielder

**Height:** 5-9 **Bats:** Switch **Born:** May 16, 1969, Arlington, Texas

**Weight:** 160 **Throws:** Right **Resides:** San Diego, Calif.

**Recommended/Signed By:** Scott Cerny (White Sox)

**How Obtained:** Selected in 26th round, June 1991 free agent draft.

**Personal Background:** Played collegiate baseball at San Francisco State University.

**Pro Career:** Led Rookie Sarasota in batting average (.278), runs scored (37), hits (54), stolen bases (21) and on-base percentage (.367) in 1991.

YR	CLUB	AVG	G	AB	R	H	2B	3B	HR	RBI	BB	SO	SB
91	Sarasota (GCL)	.278	50	194	37	54	5	2	0	17	26	27	21
	Utica	.276	15	58	11	16	0	0	0	4	8	12	6

## BUSBY, MICHAEL WAYNE

**Position:** Shortstop

**Height:** 6-2 **Bats:** Right **Born:** November 24, 1967, Jackson, Miss.

**Weight:** 184 **Throws:** Right **Resides:** Jackson, Miss.

**Recommended/Signed By:** Rod Fridley (White Sox)

**How Obtained:** Selected in 19th round, June 1988 free agent draft.

**Pro Career:** Posted career highs in games (102), runs (47), hits (101), doubles (27), triples (four), home runs (two), RBI (43), walks (37) and stolen bases (15) at Class AA Birmingham in 1990.

YR	CLUB	AVG	G	AB	R	H	2B	3B	HR	RBI	BB	SO	SB
88	Sarasota (GCL)	.276	51	185	22	51	8	1	1	22	19	27	4
89	South Bend	.298	55	131	21	39	5	2	0	17	18	24	9
	Sarasota (FSL)	.213	49	155	17	35	2	3	1	13	19	32	2
90	Sarasota (FSL)	.186	23	70	11	13	3	0	0	6	6	7	2
	Birmingham	.262	102	386	47	101	27	4	2	43	37	91	15
91	Birmingham	.162	67	198	18	32	3	2	1	14	28	75	2

## CALL, MICHEAL (MIKE)

**Position:** Pitcher

**Height:** 6-0 **Bats:** Right **Born:** Nov. 6, 1968, Tonasket, Wash.

**Weight:** 180 **Throws:** Right **Resides:** Tonasket, Wash.

**Recommended/Signed By:** Gary Pellant (White Sox)

**How Obtained:** Selected in 20th round, June 1991 free agent draft.

**Personal Background:** Played collegiate baseball at the University of Washington.

**Pro Career:** Posted an 8-1 record with a 1.25 ERA (11 ER/79.1 IP) at both Rookie Sarasota and Class A Utica ... walked 17 and fanned 65 ... led Utica with a 1.26 ERA (10 ER/71.2 IP).

YR	CLUB	W-L	ERA	G	GS	CG	ShO	SV	IP	H	R	ER	BB	SO
91	Sarasota (GCL)	2-0	1.17	4	0	0	0	0	7.2	5	5	1	2	10
	Utica	6-1	1.26	12	9	2	1	0	71.2	61	20	10	15	65



## CAMERON, MIKE

**Position:** Outfielder

**Height:** 6-1 **Bats:** Right **Born:** January 8, 1973, La Grange, Ga.

**Weight:** 167 **Throws:** Right **Resides:** La Grange, Ga.

**Recommended/Signed By:** Rod Fridley (White Sox)

**How Obtained:** Selected in 18th round, June 1991 free agent draft.

**Personal Background:** Attended La Grange High School.

**Pro Career:** Ranked second at Rookie Sarasota with 13 stolen bases in 1991.

YR	CLUB	AVG	G	AB	R	H	2B	3B	HR	RBI	BB	SO	SB
91	Sarasota (GCL)	.221	44	136	21	30	3	0	0	11	17	29	13

## CAMPOS, FRANK ALEXIS

**Position:** Pitcher

**Height:** 6-1 **Bats:** Right **Born:** May 11, 1968, Caracas, Venezuela

**Weight:** 168 **Throws:** Right **Resides:** Caracas, Venezuela

**Recommended/Signed By:** Ruben Amaro (Cubs)

**How Obtained:** Acquired from the Cubs in exchange for pitcher Bill Long, April 20, 1990.

**Pro Career:** Has compiled a 10-10 record and a 3.83 ERA since joining the White Sox organization in 1990 ... selected Pitcher of the Month for August at Class A South Bend in 1991.

YR	CLUB	W-L	ERA	G	GS	CG	SHO	SV	IP	H	R	ER	BB	SO
87	Wytheville	0-3	4.76	18	2	0	0	4	40.0	29	23	21	24	34
88	Charleston WV	9-13	4.86	39	14	1	0	2	113.0	119	71	61	87	87
89	Charleston WV	2-11	3.44	38	18	2	0	2	131.0	113	67	50	87	82
	Winston-Salem	0-0	1.50	2	0	0	0	0	6.0	2	1	1	2	2
90	Utica	3-1	3.00	19	6	1	0	0	60.0	41	27	20	47	37
91	South Bend	7-9	4.28	37	14	2	0	1	113.2	116	73	54	62	98

## CARIDAD, ROLANDO JOSE

**Position:** Pitcher

**Height:** 5-11 **Bats:** Right **Born:** Nov. 4, 1970, Caracas, Venezuela

**Weight:** 170 **Throws:** Right **Resides:** Miami, Fla.

**Recommended/Signed By:** Preston Douglas (White Sox)

**How Obtained:** Selected in 16th round, June 1989 free agent draft.

**Personal Background:** 1989 graduate of Westminster Christian H.S. in Miami, Fla.

**Pro Career:** Posted career-bests in games (53), ERA (2.19), saves (17) and strikeouts (76) at Class A South Bend in 1991.

YR	CLUB	W-L	ERA	G	GS	CG	SHO	SV	IP	H	R	ER	BB	SO
89	Sarasota (GCL)	1-1	3.33	13	0	0	0	1	27.0	20	12	10	15	24
90	Utica	4-8	4.43	14	14	1	0	0	89.1	91	60	44	40	62
91	South Bend	3-3	2.19	53	0	0	0	17	70.0	48	20	17	40	76

## CASTLEBERRY, KEVIN

**Position:** Infielder

**Height:** 5-9 **Bats:** Left **Born:** April 22, 1968, Dayton, Ohio

**Weight:** 160 **Throws:** Right **Resides:** Norman, Okla.

**Recommended/Signed By:** Joe Campisi (Atlanta Braves)

**How Obtained:** Acquired from the Atlanta Braves in exchange for infielder Danny Heep, May 6, 1991.

**Personal Background:** Played collegiate baseball at the University of Oklahoma ... third-round draft choice by the Braves in 1989.

**Pro Career:** Posted career highs in batting average (.272), hits (94), RBI (39) and stolen bases (23) at Class A Sarasota in 1991.

YR	CLUB	AVG	G	AB	R	H	2B	3B	HR	RBI	BB	SO	SB
89	Burlington	.246	64	224	27	55	8	0	1	20	20	32	14
90	Durham	.242	119	372	59	90	18	4	7	27	23	64	15
91	Miami	.219	20	64	12	14	4	2	0	4	9	9	8
	Sarasota (FSL)	.272	94	346	70	94	14	3	4	39	54	54	23
	Birmingham	.000	1	1	0	0	0	0	0	0	0	0	0

## CEPICKY, SCOTT EDWARD

**Position:** First Baseman

**Height:** 6-4 **Bats:** Left **Born:** July 29, 1966, St. Louis, Mo.

**Weight:** 220 **Throws:** Right **Resides:** St. Louis, Mo.

**Recommended/Signed By:** Larry Monroe (White Sox)

**How Obtained:** Selected in 23rd round, June 1989 free agent draft.

**Personal Background:** Graduate of the University of Wisconsin in 1988 ... competed in baseball and football and twice earned All-Big Ten honors.

**Pro Career:** Named Florida State League Most Valuable Player at Class A Sarasota in 1991, and was Charles Lubin Award winner as club's Most Valuable Player... finished sixth in FSL batting race ... has a .303 batting average (314-1037) and 71 doubles in his three-year pro career.

YR	CLUB	AVG	G	AB	R	H	2B	3B	HR	RBI	BB	SO	SB
89	Sarasota (GCL)	.316	40	133	14	42	8	2	0	23	12	13	5
90	South Bend	.312	128	462	65	144	30	5	7	77	55	72	12
91	Sarasota (FSL)	.290	124	442	62	128	33	4	8	76	82	99	13

## COLEMAN, KENNETH EARL

**Position:** Infielder

**Height:** 5-10 **Bats:** Switch **Born:** February 6, 1967, Jersey City, N.J.

**Weight:** 175 **Throws:** Right **Resides:** Jersey City, N.J.

**Recommended/Signed By:** Ed Ford (White Sox)

**How Obtained:** Signed as free agent by White Sox on June 25, 1988.

**Pro Career:** Has a .275 batting average over three professional seasons with the White Sox ... finished the 1989 season with a 10-game hitting streak in the Gulf Coast League, batting .472 (17-36) with 11 runs scored and seven stolen bases during the streak.

YR	CLUB	AVG	G	AB	R	H	2B	3B	HR	RBI	BB	SO	SB
89	Utica	.178	27	90	16	16	0	0	0	4	14	17	9
	Sarasota (GCL)	.434	22	76	23	33	6	2	0	13	13	7	18
90	Sarasota (FSL)	.249	65	225	23	56	6	1	1	22	14	29	14
91	South Bend	.346	8	26	5	9	1	0	0	4	0	4	0
	Sarasota (FSL)	.280	44	118	15	33	6	1	1	15	20	31	5

## COOMER, RONALD BRYAN

**Position:** Infielder

**Height:** 5-11 **Bats:** Right **Born:** Nov. 18, 1966, Crest Hill, Ill.

**Weight:** 195 **Throws:** Right **Resides:** Crest Hill, Ill.

**Recommended/Signed By:** Marty Miller (Oakland Athletics)

**How Obtained:** Signed as free agent by White Sox, March 18, 1991.

**Personal Background:** Graduated from Lockport (Ill.) High School ... attended Taft Junior College.

**Pro Career:** Has a .277 batting average (437-1578) over five minor league seasons ... led Class AA Birmingham and ranked second in Southern League with 76 RBI ... led Barons with 27 doubles and a .406 slugging percentage.

YR	CLUB	AVG	G	AB	R	H	2B	3B	HR	RBI	BB	SO	SB
87	Modford	.345	45	168	23	58	9	2	1	26	20	20	1
88	Modesto	.279	131	495	67	138	23	2	17	65	60	88	2
89	Madison	.319	61	216	28	69	15	0	4	28	30	34	0
90	Huntsville	.222	66	194	22	43	7	0	32	27	21	40	3
91	Birmingham	.255	137	505	81	129	27	5	13	76	59	78	0

## COUGHLIN, KEVIN CHARLES

**Position:** Outfielder

**Height:** 6-0 **Bats:** Left **Born:** September 7, 1970, Wheaton, Md.

**Weight:** 170 **Throws:** Left **Resides:** Damascus, Md.

**Recommended/Signed By:** Alex Cosmidis (White Sox)

**How Obtained:** Signed as free agent by White Sox, August 22, 1988.

**Personal Background:** 1988 graduate of Damascus (Md.) H.S., where he lettered in baseball and basketball.

**Pro Career:** Topped Class A South Bend in games (131) and walks (62) in 1991 ... led Class A Utica with 17 stolen bases in 1990.

YR	CLUB	AVG	G	AB	R	H	2B	3B	HR	RBI	BB	SO	SB
89	Sarasota (GCL)	.257	24	74	11	19	2	0	0	13	12	8	9
90	Utica	.274	68	215	37	59	6	3	0	16	27	41	17
91	South Bend	.304	131	431	60	131	12	2	0	38	62	67	19

## CULBERSON, DONALD

**Position:** Pitcher

**Height:** 6-2 **Bats:** Right **Born:** Dec. 31, 1970, Philadelphia, Miss.

**Weight:** 185 **Throws:** Right **Resides:** Philadelphia, Miss.

**Recommended/Signed By:** Rod Fridley/Danny Monzon (White Sox)

**How Obtained:** Selected in 43rd round, June 1990 free agent draft.

**Personal Background:** Attended East Central (Miss.) Junior College.

**Pro Career:** Led Rookie Sarasota with 19 appearances in 1991.

YR	CLUB	W-L	ERA	G	GS	CG	ShO	SV	IP	H	R	ER	BB	SO
90	Sarasota (GCL)	0-1	1.59	3	0	0	0	0	5.2	6	6	1	0	7
91	Sarasota (GCL)	2-4	2.45	19	0	0	0	4	33.0	20	13	9	14	33

## DABNEY, FREDERICK

**Position:** Pitcher

**Height:** 6-3 **Bats:** Right **Born:** November 20, 1967, Lawton, Okla.

**Weight:** 190 **Throws:** Left **Resides:** Lawton, Okla.

**Recommended/Signed By:** Mark Snipp (White Sox)

**How Obtained:** Selected in 15th round, June 1988 free agent draft.

**Personal Background:** Attended Seminole (Okla.) Junior College.

**Pro Career:** Fired a no-hitter versus the Baseball City Royals while at Class A Sarasota on 8/3/91... was named Florida State League Pitcher of the Week following the no-hitter ... owns a 37-21 (.638) career mark ... was 8-0 with 2.27 ERA on the road ... 7-1 with 2.29 ERA in July and August.

YR	CLUB	W-L	ERA	G	GS	CG	ShO	SV	IP	H	R	ER	BB	SO
88	Utica	9-4	2.67	19	13	1	0	0	88.0	83	40	26	41	69
89	South Bend	11-7	2.09	26	26	3	0	0	163.0	128	50	38	65	150
90	Sarasota (FSL)	6-7	5.20	24	21	1	0	0	126.1	146	82	73	57	77
91	Sarasota (FSL)	11-3	2.99	26	8	1	1	1	96.1	88	45	32	44	72

## DENSON, ANDREW (DREW)

**Position:** Infielder

**Height:** 6-5 **Bats:** Right **Born:** Nov. 16, 1965, Cincinnati, Ohio

**Weight:** 210 **Throws:** Right **Resides:** Cincinnati, Ohio

**Recommended/Signed By:** Hep Cronin/Bill White (Atlanta Braves)

**How Obtained:** Signed as a free agent on January 8, 1992.

**Personal Background:** Braves first-round choice (19th overall) in the June 1984 free agent draft ... played baseball and basketball at Purcell Marian High School in Cincinnati, Ohio.

**Pro Career:** Made pro debut at Bradenton of the Gulf Coast League in 1984 ... led GCL in batting (.322), hits (77), doubles (20), RBI (45), and slugging percentage (.556)... named to Topps' All-Rookie team and Topps' Player of the Month in the GCL for July and August ... named to the South Atlantic League All-Star team at Class A Sumter in 1985 ... selected to Southern League All-Star team at Class AA Greenville in 1988 ... made major-league debut with the Braves on 9/13/89 at San Diego.

YR	CLUB	AVG	G	AB	R	H	2B	3B	HR	RBI	BB	SO	SB
84	Bradenton	.322	62	239	43	77	20	3	10	45	17	41	
85	Sumter	.300	111	383	59	115	18	4	14	74	53	76	5
86	Durham	.234	72	231	31	54	6	3	4	23	25	46	6
87	Greenville	.219	126	447	54	98	23	1	14	55	33	95	1
88	Greenville	.268	140	507	85	136	26	4	13	78	44	116	11
89	Richmond	.255	138	463	50	116	32	0	9	59	42	116	0
	ATLANTA	.250	12	36	1	8	1	0	0	5	3	9	1
90	Richmond	.231	90	295	25	88	4	1	7	29	26	57	0
91	DID NOT PLAY IN 1991												

## DEVERS, EDGAR

**Position:** Outfielder

**Height:** 6-0 **Bats:** Right **Born:** May 31, 1972, San Pedro, D.R.

**Weight:** 165 **Throws:** Right **Resides:** San Pedro, D.R.

**Recommended/Signed By:** Juan Bernhardt (White Sox)

**How Obtained:** Signed as a free agent by the White Sox on 2/25/91.

**Personal Background:**

**Pro Career:** Made pro debut at Rookie Sarasota in 1991.

YR	CLUB	AVG	G	AB	R	H	2B	3B	HR	RBI	BB	SO	SB
91	Sarasota (GCL)	.250	40	132	14	33	2	1	0	9	4	22	4

## DiSARCINA, GLENN

**Position:** Infielder

**Height:** 6-0 **Bats:** Left **Born:** April 29, 1970, Malden, Mass.

**Weight:** 175 **Throws:** Right **Resides:** Billerica, Mass.

**Recommended/Signed By:** Guy Mader (White Sox)

**How Obtained:** Selected in 14th round, June 1991 free agent draft.

**Personal Background:** Played collegiate baseball at the University of Massachusetts ... brother of California Angels' infielder Gary DiSarcina.

**Pro Career:** Made pro debut at Rookie Sarasota in 1991.

YR	CLUB	AVG	G	AB	R	H	2B	3B	HR	RBI	BB	SO	SB
91	Utica	.252	56	202	27	51	9	1	0	27	22	30	11

## DURHAM, RAY

**Position:** Infielder

**Height:** 5-8 **Bats:** Switch **Born:** Nov. 30, 1971, Charlotte, N.C.

**Weight:** 170 **Throws:** Right **Resides:** Charlotte, N.C.

**Recommended/Signed By:** Alex Cosmidis/Danny Monzon (White Sox)

**How Obtained:** Selected in fifth round, June 1990 free agent draft.

**Personal Background:** Graduate of Harding (N.C.) High School.

**Pro Career:** Led Rookie Sarasota with 23 stolen bases in 1990.

YR	CLUB	AVG	G	AB	R	H	2B	3B	HR	RBI	BB	SO	SB
90	Sarasota (GCL)	.276	35	116	18	32	3	3	0	13	15	36	23
91	Sarasota (GCL)	.304	6	23	3	7	1	0	0	4	4	5	5
	Utica	.254	39	142	29	36	2	7	0	17	25	43	12

## EATINGER, MICHAEL JOSEPH

**Position:** Infielder

**Height:** 6-1 **Bats:** Right **Born:** December 19, 1967, Tempe, Ariz.

**Weight:** 185 **Throws:** Right **Resides:** Grand Terrace, Calif.

**Recommended/Signed By:** Jesse Flores (White Sox)

**How Obtained:** Selected in fifth round, June 1989 free agent draft.

**Personal Background:** Attended the University of California-Riverside where he played baseball and was named league MVP in 1988.

**Pro Career:** Missed the entire 1991 season due to illness.

YR	CLUB	AVG	G	AB	R	H	2B	3B	HR	RBI	BB	SO	SB
89	Sarasota (GCL)	.257	30	105	17	27	6	2	1	16	13	14	7
	Utica	.291	21	86	13	25	5	1	2	11	5	11	1
	South Bend	.250	6	24	3	6	1	0	0	1	2	6	1
90	South Bend	.262	129	477	63	125	29	3	5	57	36	63	16
91	DID NOT PLAY DUE TO ILLNESS												

## ELLIS, ROBERT

**Position:** Pitcher

**Height:** 6-5 **Bats:** Right **Born:** Dec. 25, 1970, Baton Rouge, La.

**Weight:** 215 **Throws:** Right **Resides:** Baton Rouge, La.

**Recommended/Signed By:** Mike Powers/Lou Snipp (White Sox)

**How Obtained:** Selected in third round, June 1990 free agent draft.

**Personal Background:** Attended Panola Junior College in Baton Rouge, La.

**Pro Career:** Led Class A Utica in starts (15) and innings (87.2) in 1991.

YR	CLUB	W-L	ERA	G	GS	CG	ShO	SV	IP	H	R	ER	BB	SO
91	Utica	3-9	4.62	15	15	1	1	0	87.2	87	68	45	61	66

## FOSTER, JULIO

**Position:** Infielder

**Height:** 5-9 **Bats:** Right **Born:** July 30, 1971, Guaymate, Panama

**Weight:** 150 **Throws:** Right **Resides:** La Romana, D.R.

**Recommended/Signed By:** Juan Bernhardt (White Sox)

**How Obtained:** Signed as a free agent by the White Sox, February 25, 1991.

**Pro Career:** Made pro debut at Rookie Sarasota in 1991.

YR	CLUB	AVG	G	AB	R	H	2B	3B	HR	RBI	BB	SO	SB
91	South Bend	.188	28	85	7	16	0	1	0	5	5	22	3
	Sarasota (FSL)	.333	8	9	0	3	0	0	0	0	3	2	0

## FOSTER, LINDSAY SCHIRROD

**Position:** Infielder

**Height:** 6-3 **Bats:** Switch **Born:** Feb. 7, 1967, Greensboro, N.C.

**Weight:** 175 **Throws:** Right **Resides:** Greensboro, N.C.

**Recommended/Signed By:** Duane Larson (Blue Jays)

**How Obtained:** Acquired with outfielder Cory Snyder from Cleveland in exchange for pitchers Shawn Hillegas and Eric King, December 4, 1990.

**Personal Background:** Attended Louisburg (N.C.) Junior College.

**Pro Career:** Has swiped 74 bases over last three pro seasons ... led Class AA Birmingham with 23 steals in 1991.

YR	CLUB	AVG	G	AB	R	H	2B	3B	HR	RBI	BB	SO	SB
86	Medicine Hat	.283	40	138	20	39	6	1	0	16	11	23	5
87	Myrtle Beach	.186	21	59	9	11	3	0	0	7	4	13	1
	St. Catharines	.264	74	288	40	76	7	4	2	23	16	51	10
88	Knoxville	.270	35	89	11	24	3	1	0	11	2	11	2
	Dunedin	.242	65	207	25	50	8	1	2	15	13	35	2
89	Canton/Akron	.285	70	181	27	48	3	0	0	8	14	33	15
90	Kinston	.280	91	329	46	92	10	1	0	28	23	46	35
	Canton/Akron	.244	13	41	7	10	0	0	0	4	0	7	1
91	Birmingham	.212	116	372	40	79	8	4	1	34	26	73	23

## FRANCO, WANDER

**Position:** Pitcher

**Height:** 5-11 **Bats:** Left **Born:** February 17, 1973, Bani, D.R.

**Weight:** 150 **Throws:** Left **Resides:** Bani, D.R.

**Recommended/Signed By:** Juan Bernhardt (White Sox)

**How Obtained:** Signed as a free agent by the White Sox, May 7, 1991.

**Pro Career:** 1992 will be his first year in pro ball.

## FRITZ, GREGORY GEORGE

**Position:** Pitcher

**Height:** 6-5 **Bats:** Left **Born:** Nov. 22, 1967, Westwood, N.J.

**Weight:** 196 **Throws:** Left **Resides:** River Vale, N.J.

**Recommended/Signed By:** Ed Ford (White Sox)

**How Obtained:** Signed as free agent, July 6, 1990.

**Personal Background:** Holds a bachelor's degree in accounting from Lehigh University (1990).

**Pro Career:** Has a strikeout-to-walk ratio of 4.4 (44 SO/10 BB) over his two-year professional career ... worked on mastering the knuckleball with Charlie Hough in September of 1991.

YR	CLUB	W-L	ERA	G	GS	CG	SHO	SV	IP	H	R	ER	BB	SO
90	Sarasota (GCL)	0-1	3.80	12	0	0	0	1	23.2	32	14	10	4	17
91	Utica	4-1	2.81	17	1	0	0	1	41.2	35	15	13	6	27

## FRYMAN, TROY

**Position:** Infielder

**Height:** 6-4 **Bats:** Left **Born:** February 10, 1971, Pensacola, Fla.

**Weight:** 195 **Throws:** Right **Resides:** Pensacola, Fla.

**Recommended/Signed By:** Rod Fridley (White Sox)

**How Obtained:** Selected in ninth round, June 1991 free agent draft.

**Personal Background:** Brother of Detroit Tigers' infielder Travis Fryman ... played baseball at Jeff Davis Junior College.

**Pro Career:** Made his professional debut at Rookie Sarasota of the Gulf Coast League in 1991.

YR	CLUB	AVG	G	AB	R	H	2B	3B	HR	RBI	BB	SO	SB
91	Sarasota (GCL)	.231	7	26	2	6	3	0	0	3	4	7	1
	Utica	.242	52	178	23	43	15	1	2	16	14	45	1

## GARNER, KEVIN

**Position:** Infielder

**Height:** 6-2 **Bats:** Left

**Born:** Oct. 21, 1965, Freeport, Texas

**Weight:** 205 **Throws:** Right **Resides:** Austin, Texas

**Recommended/Signed By:** Tom Romenesko (Padres)

**How Obtained:** Acquired with infielder Joey Cora and outfielder Warren Newson from San Diego in exchange for pitchers Adam Peterson and Steve Rosenberg, March 31, 1991.

**Personal Background:** Played collegiate baseball at the University of Texas ... Padres' first-round choice in the June 1987 free agent draft ... played winter ball in Australia with the Brisbane Bandits prior to the 1991 season.

**Pro Career:** Led Class AA Birmingham with 14 home runs and appeared in Southern League All-Star Game ... missed entire 1990 season due to hepatitis ... an arm injury ended his pitching career in 1989 ... belted a career-high 19 home runs at Class AA Wichita in 1989.

YR	CLUB	AVG	G	AB	R	H	2B	3B	HR	RBI	BB	SO	SB
87	Spokane	.274	36	106	19	29	7	1	5	25	16	28	0
88	Riverside	.238	124	446	66	106	18	3	15	72	61	122	4
89	Wichita	.249	103	360	51	87	17	2	19	63	30	102	1
90				DID NOT PLAY DUE TO ILLNESS									
91	Birmingham	.249	119	430	54	107	19	3	14	74	59	100	0

YR	CLUB	W-L	ERA	G	GS	CG	SHO	SV	IP	H	R	ER	BB	SO
87	Spokane	3-1	2.02	6	6	1	0	0	35.2	18	8	8	16	42
88	Riverside	0-0	3.38	2	0	0	0	0	2.2	0	2	1	4	3

## GOMEZ, AUGUSTINE

**Position:** Pitcher

**Height:** 5-10 **Bats:** Right

**Born:** October 28, 1973, Valencia, Ven.

**Weight:** 170 **Throws:** Right **Resides:** Caracas, Ven.

**Recommended/Signed By:** Alberto Rondon (White Sox)

**How Obtained:** Signed as a free agent by the White Sox, December 11, 1990.

**Pro Career:** 1992 will be his first year in pro ball.

## GREEN-SHORNOCK, TIMOTHY

**Position:** Infielder

**Height:** 5-11 **Bats:** Left

**Born:** April 7, 1971, Perthambox, N.J.

**Weight:** 205 **Throws:** Left **Resides:** Morganville, N.J.

**Recommended/Signed By:** Ed Ford/Mark Bernstein (White Sox)

**How Obtained:** Selected in 38th round, June 1990 free agent draft.

**Personal Background:** Graduate of Marlboro (N.J.) High School.

**Pro Career:** Missed entire 1991 season due to an ankle injury.

YR	CLUB	AVG	G	AB	R	H	2B	3B	HR	RBI	BB	SO	SB
90	Sarasota (GCL)	.225	44	138	10	31	2	4	0	17	14	21	10
91				DID NOT PLAY DUE TO INJURY									

## GUZMAN, RAMON

**Position:** Outfielder

**Height:** 6-2 **Bats:** Right

**Born:** April 1, 1971, San Pedro, D.R.

**Weight:** 185 **Throws:** Right **Resides:** San Pedro, D.R.

**Recommended/Signed By:** Juan Bernhardt (White Sox)

**How Obtained:** Signed as free agent by White Sox, June 15, 1988.

**Pro Career:** Spent his first two pro seasons at Rookie Sarasota and played at San Pedro de Macoris of the Dominican Republic in 1991.

YR	CLUB	AVG	G	AB	R	H	2B	3B	HR	RBI	BB	SO	SB
89	Sarasota (GCL)	.191	23	68	3	13	2	1	0	5	3	16	4
90	Sarasota (GCL)	.119	36	101	8	12	3	0	8	6	9	33	4
91				PLAYED IN THE DOMINICAN REPUBLIC									

## HAASE, DEAN

**Position:** Catcher

**Height:** 6-1 **Bats:** Left **Born:** Nov. 7, 1969, Appleton, Wis.

**Weight:** 195 **Throws:** Right **Resides:** Fon Du Lac, Wis.

**Recommended/Signed By:** Chuck Bizzell (White Sox)

**How Obtained:** Selected in 32nd round, June 1991 free agent draft.

**Personal Background:** Played collegiate baseball at the University of Wisconsin.

**Pro Career:** Made pro debut at Class A Utica in 1991.

YR	CLUB	AVG	G	AB	R	H	2B	3B	HR	RBI	BB	SO	SB
91	Utica	.222	27	72	9	16	1	1	0	8	19	14	0

## HARRIS, DEMARCUS (MARC)

**Position:** Outfielder

**Height:** 6-3 **Bats:** Right **Born:** February 14, 1973, Campden, Del.

**Weight:** 185 **Throws:** Right **Resides:** Campden, Del.

**Recommended/Signed By:** Reggie Lewis (White Sox)

**How Obtained:** Selected in 17th round, June 1991 free agent draft.

**Personal Background:** Attended Caesar Rodney High School.

**Pro Career:** Made his professional debut at Rookie Sarasota in 1991.

YR	CLUB	AVG	G	AB	R	H	2B	3B	HR	RBI	BB	SO	SB
91	Sarasota (GCL)	.176	30	74	9	13	0	0	0	0	8	24	2

## HARRIS, ROBERT NATHANIEL

**Position:** Outfielder

**Height:** 6-2 **Bats:** Right **Born:** Feb. 23, 1966, Tachikawa, Japan

**Weight:** 190 **Throws:** Right **Resides:** Bradenton, Fla.

**Recommended/Signed By:** Bart Barun (Pittsburgh Pirates)

**How Obtained:** Signed as a free agent, May 29, 1991.

**Personal Background:** Former Pittsburgh Pirates' third-round choice in the June 1986 free agent draft.

**Pro Career:** Has swiped 129 bases over his six-year pro career.

YR	CLUB	AVG	G	AB	R	H	2B	3B	HR	RBI	BB	SO	SB
86	Bradenton	.255	37	145	23	37	2	1	1	11	9	23	18
	Watertown	.172	19	64	8	11	0	2	0	1	2	16	8
87	Watertown	.272	49	180	34	49	6	4	2	23	25	48	30
88	Augusta	.271	101	410	69	111	6	7	0	29	22	91	30
89	Augusta	.281	8	32	3	9	2	0	0	9	0	9	3
	Salem	.253	57	217	25	55	7	1	1	16	14	56	8
90	Harrisburg	.226	79	239	27	54	6	0	2	18	13	60	11
91	Sarasota (FSL)	.267	75	255	42	68	11	4	2	21	12	51	21

## HATTABAUGH, MATT

**Position:** Catcher

**Height:** 6-1 **Bats:** Right **Born:** April 7, 1969, Compton, Calif.

**Weight:** 225 **Throws:** Right **Resides:** Huntington Beach, Calif.

**Recommended/Signed By:** Jesse Flores (White Sox)

**How Obtained:** Selected in 21st round, June 1991 free agent draft.

**Personal Background:** Played collegiate baseball at Fullerton State University.

**Pro Career:** Made his professional debut at Class A Utica in 1991.

YR	CLUB	AVG	G	AB	R	H	2B	3B	HR	RBI	BB	SO	SB
91	Utica	.205	26	73	5	15	1	0	0	10	17	12	0
	South Bend	.000	4	7	0	0	0	0	0	1	0	1	0

## HEATHCOTT, MIKE

**Position:** Pitcher

**Height:** 6-3 **Bats:** Right **Born:** May 16, 1969, Chicago, Ill.

**Weight:** 175 **Throws:** Right **Resides:** Chicago, Ill.

**Recommended/Signed By:** Mike Taylor (White Sox)

**How Obtained:** Selected in 13th round, June 1990 free agent draft.

**Personal Background:** Played collegiate baseball at Creighton University.

**Pro Career:** Posted three victories in pro debut at Class A Utica in 1991.

YR	CLUB	W-L	ERA	G	GS	CG	ShO	SV	IP	H	R	ER	BB	SO
91	Utica	3-1	3.55	6	6	0	0	0	33.0	26	19	13	14	14



## HELMS, TOMMY VANN, JR.

**Position:** Infielder

**Height:** 5-8 **Bats:** Right **Born:** Oct. 21, 1971, Charlotte, N.C.

**Weight:** 150 **Throws:** Right **Resides:** Cincinnati, Ohio

**Recommended/Signed By:** Doug Laumann (White Sox)

**How Obtained:** Signed as a free agent, March 21, 1991.

**Personal Background:** Son of former major league infielder and coach Tommy Helms ... All-City and All-State as a prep baseball player at Western Hills High School in Cincinnati, Ohio.

**Pro Career:** Played first season in White Sox organization in 1991 ... was Chicago Cubs' 31st-round choice in the June 1990 free agent draft.

YR	CLUB	AVG	G	AB	R	H	2B	3B	HR	RBI	BB	SO	SB
90	Huntington	.211	27	71	9	15	3	0	0	36	15	0	0
91	Utica	.221	35	113	13	25	6	0	1	6	11	3	3

## HENRY, HAROLD

**Position:** Outfielder

**Height:** 6-2 **Bats:** Right **Born:** August 3, 1969, West Monroe, La.

**Weight:** 195 **Throws:** Right **Resides:** Downsville, La.

**Recommended/Signed By:** Mike Powers (White Sox)

**How Obtained:** Selected in sixth round, June 1991 free agent draft.

**Personal Background:** Played collegiate baseball at Northeast Louisiana University.

**Pro Career:** Led Class A Utica in batting average (.275), hits (61), home runs (three) and slugging percentage (.405) in 1991.

YR	CLUB	AVG	G	AB	R	H	2B	3B	HR	RBI	BB	SO	SB
91	Utica	.275	62	222	32	61	14	3	3	30	19	62	16

## HERNANDEZ, AUGUST

**Position:** Pitcher

**Height:** 6-3 **Bats:** Left **Born:** August 24, 1972, Caracas, Ven.

**Weight:** 160 **Throws:** Left **Resides:** Caracas, Ven.

**Recommended/Signed By:** Alberto Rondon (White Sox)

**How Obtained:** Signed as a free agent, August 9, 1989.

**Pro Career:** Played in the Dominican Republic in 1990 and 1991.

## HERRHOLZ, JOHN

**Position:** Pitcher

**Height:** 6-3 **Bats:** Right **Born:** March 17, 1969, Miami, Fla.

**Weight:** 200 **Throws:** Right **Resides:** Miami, Fla.

**Recommended/Signed By:** Mike Powers (White Sox)

**How Obtained:** Selected in 29th round, June 1991 free agent draft.

**Personal Background:** Played collegiate baseball at the University of New Orleans.

**Pro Career:** Split 1991 season between Rookie Sarasota and Class A Utica.

YR	CLUB	W-L	ERA	G	GS	CG	ShO	SV	IP	H	R	ER	BB	SO
91	Sarasota (GCL)	0-1	3.07	7	0	0	0	1	14.2	13	6	5	1	15
	Utica	0-0	8.79	9	0	0	0	0	14.1	10	14	14	17	14

## HOOD, RANDALL SCOTT

**Position:** Infielder/Outfielder

**Height:** 5-11 **Bats:** Right **Born:** August 9, 1968, Goldsboro, N.C.

**Weight:** 185 **Throws:** Right **Resides:** Goldsboro, N.C.

**Recommended/Signed By:** Bruce Manno (Milwaukee Brewers)

**How Obtained:** Acquired from the Milwaukee Brewers in exchange for pitcher Mike Davino, July 18, 1991.

**Personal Background:** Played collegiate baseball at Campbell University.

**Pro Career:** Posted career-high totals in all offensive categories at Class A Helena in 1990.

YR	CLUB	AVG	G	AB	R	H	2B	3B	HR	RBI	BB	SO	SB
90	Helena	.315	48	178	44	56	11	4	3	20	37	30	7
	Peoria	.231	4	13	2	3	0	0	0	1	2	4	0
91	Helena	.250	9	32	9	8	0	0	0	4	11	6	2
	South Bend	.160	36	100	13	16	3	2	1	12	20	27	9

## HOOPER, MIKE

**Position:** Pitcher

**Height:** 6-1 **Bats:** Right **Born:** January 12, 1971, Ft. Atkinson, Wis.

**Weight:** 205 **Throws:** Right **Resides:** Lake Mills, Wis.

**Recommended/Signed By:** Terry Laschen (Milwaukee Brewers)

**How Obtained:** Acquired from the Milwaukee Brewers in exchange for infielder Ed Smith, June 13, 1991.

**Personal Background:** Attended Lake Mills High School.

**Pro Career:** Posted career-best 2.32 ERA at Class A Beloit in 1991.

YR	CLUB	W-L	ERA	G	GS	CG	ShO	SV	IP	H	R	ER	BB	SO
89	Peoria	0-0	8.18	7	1	0	0	0	11.0	13	12	10	5	10
90	Helena	0-1	4.22	5	5	0	0	0	21.1	29	12	10	8	15
91	Beloit	2-3	2.32	18	1	0	0	1	31.0	28	15	8	12	23
	South Bend	0-1	2.70	11	0	0	0	0	13.1	12	4	4	6	13

## HUDEK, JOHN RAYMOND

**Position:** Pitcher

**Height:** 6-1 **Bats:** Switch **Born:** August 8, 1966, Tampa, Fla.

**Weight:** 200 **Throws:** Right **Resides:** Orlando, Fla.

**Recommended/Signed By:** Preston Douglas (White Sox)

**How Obtained:** Selected in 10th round, June 1988 free agent draft.

**Personal Background:** Attended Florida Southern College in Lakeland, Fla. and played on 1988 NCAA Division II World Series Championship team.

**Pro Career:** Recorded 6-6 mark in 42 appearances at Class AA Birmingham in 1990 ... made relief appearance for White Sox in Windy City Classic versus the Cubs ... placed third in the Florida State League with 15 saves at Class A Sarasota in 1989.

YR	CLUB	W-L	ERA	G	GS	CG	ShO	SV	IP	H	R	ER	BB	SO
88	South Bend	7-2	1.98	26	0	0	0	8	55.0	45	19	12	21	35
89	Sarasota (FSL)	1-3	1.67	27	0	0	0	15	43.0	22	10	8	13	39
	Birmingham	1-1	4.24	18	0	0	0	11	17.0	14	8	8	9	10
90	Birmingham	6-6	4.58	42	10	0	0	4	92.1	84	59	47	52	67
91	Birmingham	5-10	3.84	51	0	0	0	13	65.2	58	39	28	28	49

## HURST, JAMES (JIMMY)

**Position:** Outfielder

**Height:** 6-6 **Bats:** Right **Born:** March 1, 1972, Druid City, Ala.

**Weight:** 215 **Throws:** Right **Resides:** Tuscaloosa, Ala.

**Recommended/Signed By:** Rod Fridley (White Sox)

**How Obtained:** Selected in 12th round, June 1990 free agent draft.

**Personal Background:** Attended Three Rivers Junior College.

**Pro Career:** Made professional debut at Rookie Sarasota in 1991.

YR	CLUB	AVG	G	AB	R	H	2B	3B	HR	RBI	BB	SO	SB
91	Sarasota (GCL)	.256	36	121	14	31	4	0	0	12	13	32	6

## JAMES, NATHANIEL GREGORY

**Position:** Outfielder

**Height:** 6-1 **Bats:** Right **Born:** February 3, 1972, Eustis, Fla.

**Weight:** 180 **Throws:** Right **Resides:** Altamonte Springs, Fla.

**Recommended/Signed By:** Preston Douglas/Danny Monzon (White Sox)

**How Obtained:** Selected in eighth round, June 1990 free agent draft.

**Personal Background:** Graduate of Lake Mary (Fla.) H.S.

**Pro Career:** Made professional debut at Rookie Sarasota in 1990.

YR	CLUB	AVG	G	AB	R	H	2B	3B	HR	RBI	BB	SO	SB
90	Sarasota (GCL)	.146	41	103	11	15	2	0	0	4	9	33	7
91	Sarasota (GCL)	.229	25	70	12	16	4	1	0	13	11	25	4
	Utica	.118	7	17	2	2	0	0	0	1	5	8	0

## JASTER, SCOTT

**Position:** Outfielder

**Height:** 6-5 **Bats:** Right **Born:** August 29, 1965, Tulsa, Okla.

**Weight:** 220 **Throws:** Right **Resides:** Midland, Mich.

**Recommended/Signed By:** Jack Zeuriencek (New York Mets)

**How Obtained:** Signed as a free agent by the White Sox, March 12, 1991.

**Personal Background:** Attended Trinidad State Junior College.

**Pro Career:** Has a .239 batting average (419-1750) over his six-year professional career.

YR	CLUB	AVG	G	AB	R	H	2B	3B	HR	RBI	BB	SO	SB
85	Little Falls	.226	61	225	24	53	12	1	7	26	21	73	7
	Columbia	.171	10	41	4	7	1	0	0	2	4	13	1
87	Lynchburg	.262	120	428	49	112	20	7	5	53	39	81	22
88	Columbia	.218	72	234	35	51	6	1	3	26	31	41	11
	St. Lucie	.179	35	106	13	19	5	0	0	7	12	31	3
89	St. Lucie	.214	33	96	9	21	3	0	2	11	14	22	4
	Jackson	.136	13	44	2	4	0	0	0	1	1	6	0
90	Salinas	.264	59	212	23	56	10	1	5	29	22	39	3
91	Birmingham	.265	104	362	40	96	14	4	7	44	36	74	1

## JENKINS, JONATHAN MARK

**Position:** Pitcher

**Height:** 6-8 **Bats:** Right **Born:** June 3, 1968, Culpeper, Va.

**Weight:** 210 **Throws:** Right **Resides:** Culpeper, Va.

**Recommended/Signed By:** Alex Cosmidis (White Sox)

**How Obtained:** Selected in 20th round, June 1990 free agent draft.

**Personal Background:** Posted 28-5 career ledger with a 2.70 ERA at East Carolina University.

**Pro Career:** Has a strikeout-to-walk ratio of 2.07 (135 SO/65 BB) during his two-year professional career.

YR	CLUB	W-L	ERA	G	GS	CG	ShO	SV	IP	H	R	ER	BB	SO
90	Utica	2-3	3.04	14	6	2	0	0	50.1	42	20	17	21	44
91	South Bend	6-7	3.88	19	15	1	0	0	97.1	80	54	42	44	91

## JOHNSON, EARNIE PAUL

**Position:** Pitcher

**Height:** 6-2 **Bats:** Left **Born:** October 18, 1967, Joplin, Mo.

**Weight:** 190 **Throws:** Left **Resides:** El Dorado Springs, Mo.

**Recommended/Signed By:** Mike Taylor (White Sox)

**How Obtained:** Signed as free agent by White Sox, July 29, 1989.

**Pro Career:** Has compiled an 11-5 record and a 2.15 ERA (29 ER/121.1 IP) during his three-year professional career.

YR	CLUB	W-L	ERA	G	GS	CG	ShO	SV	IP	H	R	ER	BB	SO
89	Sarasota (GCL)	0-1	4.50	5	0	0	0	0	10.0	9	5	5	4	10
90	South Bend	5-3	2.09	27	0	0	0	3	60.1	50	20	14	23	52
91	Sarasota (FSL)	6-1	1.75	51	0	0	0	7	51.1	42	17	10	17	42

## KENNEDY, BENNY BO (BO)

**Position:** Pitcher

**Height:** 5-11 **Bats:** Right **Born:** Jan. 4, 1968, Fredericktown, Mo.

**Weight:** 185 **Throws:** Right **Resides:** Elvins, Mo.

**Recommended/Signed By:** George Bradley (White Sox)

**How Obtained:** Selected in sixth round, June 1986 free agent draft.

**Personal Background:** 1986 graduate of Central Elvins (Mo.) H.S. where he played baseball, football and basketball.

**Pro Career:** Has posted at least 10 wins in each of the last four seasons ... led Class AA Birmingham with 11 wins and 30 starts in 1990 ... voted Class A Sarasota's Most Valuable Player in 1989 and finished second in the Florida State League with a career-best 14 wins.

YR	CLUB	W-L	ERA	G	GS	CG	ShO	SV	IP	H	R	ER	BB	SO
86	Sarasota (GCL)	0-4	6.38	10	7	0	0	1	37.0	47	30	26	32	35
87	Peninsula	0-1	6.62	15	5	0	0	1	50.0	57	41	37	44	43
	Sarasota (GCL)	4-2	2.72	9	6	0	0	0	53.0	45	23	16	19	50
88	South Bend	10-8	3.46	27	27	5	1	0	176.0	158	81	68	71	109
89	Sarasota (FSL)	14-7	3.01	25	25	3	0	0	162.0	137	62	54	57	86
90	Birmingham	11-12	4.73	30	30	3	0	0	175.0	175	118	92	89	121
91	Birmingham	10-3	2.32	15	15	0	0	0	93.0	88	39	24	48	52
	Vancouver	3-4	7.85	17	5	0	0	0	36.2	56	39	32	29	25

## KEYSER, BRIAN LEE

**Position:** Pitcher

**Height:** 6-1 **Bats:** Right **Born:** Oct. 31, 1966, Contra Costa, Calif.

**Weight:** 180 **Throws:** Right **Resides:** Walnut Creek, Calif.

**Recommended/Signed By:** Gary Pellant (White Sox)

**How Obtained:** Selected in 19th round, June 1989 free agent draft.

**Personal Background:** Graduated from Stanford University in 1989 with a bachelor's degree in economics ... teamed with Jack McDowell on Cardinal national championship teams in 1987 and 1988.

**Pro Career:** Ranked second at Class A Sarasota and third in the Florida State League with a 2.30 ERA in 1991 ... led Class A Utica club in innings pitched (94.0) and tossed the only two complete games for Blue Sox staff in 1990.

YR	CLUB	W-L	ERA	G	GS	CG	ShO	SV	IP	H	R	ER	BB	SO
89	Utica	4-4	2.98	14	13	2	0	0	94.0	79	37	31	22	70
90	Sarasota (FSL)	6-7	3.66	38	10	2	1	2	115.2	107	54	47	39	82
91	Sarasota (FSL)	6-7	2.30	27	14	2	1	2	129.0	110	40	33	45	94
	Birmingham	0-1	5.00	3	3	0	0	0	18.0	19	10	10	9	9

## KUBICKI, MARK

**Position:** Pitcher

**Height:** 6-0 **Bats:** Right **Born:** January 10, 1969, Tulsa, Okla.

**Weight:** 170 **Throws:** Right **Resides:** Tulsa, Okla.

**Recommended/Signed By:** Rod Fridley (White Sox)

**How Obtained:** Selected in 16th round, June 1991 free agent draft.

**Personal Background:** Played collegiate baseball at the University of Southern Mississippi.

**Pro Career:** Led Class A Utica with 23 appearances in 1991.

YR	CLUB	W-L	ERA	G	GS	CG	ShO	SV	IP	H	R	ER	BB	SO
91	Utica	3-4	2.91	23	0	0	0	3	43.1	23	18	14	28	36

## LEVINE, ALAN

**Position:** Pitcher

**Height:** 6-2 **Bats:** Left **Born:** May 22, 1968, Park Ridge, Ill.

**Weight:** 180 **Throws:** Right **Resides:** Hanover Park, Ill.

**Recommended/Signed By:** Mike Rizzo (White Sox)

**How Obtained:** Selected in 11th round, June 1991 free agent draft.

**Personal Background:** Played collegiate baseball at Southern Illinois University.

**Pro Career:** Led Class A Utica in strikeouts (83) and shared team lead in victories (six) in 1991.

YR	CLUB	W-L	ERA	G	GS	CG	ShO	SV	IP	H	R	ER	BB	SO
91	Utica	6-4	3.18	16	12	2	1	1	85.0	75	43	30	26	83

## LIEBERT, ALAN

**Position:** Catcher

**Height:** 5-10 **Bats:** Left **Born:** October 28, 1967, Waukegan, Ill.

**Weight:** 190 **Throws:** Right **Resides:** Waukegan, Ill.

**Recommended/Signed By:** Phil Favia (Detroit Tigers)

**How Obtained:** Signed as a free agent by the White Sox, May 22, 1991.

**Personal Background:** Was the 17th round draft choice of Detroit in 1985.

**Pro Career:** Led Eastern League catchers in fielding percentage (.994) at Class A Canton-Akron of the Cleveland organization in 1990.

YR	CLUB	AVG	G	AB	R	H	2B	3B	HR	RBI	BB	SO	SB
85	Bristol	.235	83	98	14	23	4	0	1	13	8	9	0
86	Lakeland	.225	26	80	8	18	3	0	0	4	7	7	0
	Gastonia	.327	74	245	28	80	10	0	8	44	27	35	0
87	Fayetteville	.216	29	97	9	21	2	0	3	14	23	20	1
	Waterloo	.330	35	97	17	32	8	0	10	26	9	22	1
88	Kinston	.188	93	298	31	56	14	0	4	34	46	71	1
89	Canton-Akron	.240	89	258	26	62	8	0	9	40	27	64	0
90	Canton-Akron	.244	114	361	32	88	17	1	9	45	40	89	1
91	Vancouver	.235	21	51	3	12	3	0	1	7	8	5	0
	Birmingham	.183	25	109	7	20	3	0	1	7	16	7	0

## LOCKLEAR, DEAN

**Position:** Pitcher

**Height:** 6-1 **Bats:** Right **Born:** October 12, 1969, Mangum, Okla.

**Weight:** 205 **Throws:** Left **Resides:** Granite, Okla.

**Recommended/Signed By:** Mike Taylor (White Sox)

**How Obtained:** Selected in 34th round, June 1989 free agent draft.

**Personal Background:** Graduate of Seminole Junior College ... played in Junior College World Series.

**Pro Career:** Has a 3.28 ERA (31 ER/85.0 IP) over his two-year career with the White Sox.

YR	CLUB	W-L	ERA	G	GS	CG	SHO	SV	IP	H	R	ER	BB	SO
90	Sarasota (GCL)	0-2	4.07	14	0	0	0	1	24.1	25	17	11	7	29
91	South Bend	5-1	2.97	44	0	0	0	0	60.2	40	27	20	31	47

## MACHADO, ROBERT

**Position:** Catcher

**Height:** 6-1 **Bats:** Right **Born:** June 3, 1973, Caracas, Ven.

**Weight:** 150 **Throws:** Right **Resides:** Caracas, Ven.

**Recommended/Signed By:** Alberto Rondon (White Sox)

**How Obtained:** Signed as a free agent by the White Sox, August 10, 1989.

**Pro Career:** Made pro debut at Rookie Sarasota in 1991.

YR	CLUB	AVG	G	AB	R	H	2B	3B	HR	RBI	BB	SO	SB
91	Sarasota (GCL)	.246	38	126	11	31	4	1	0	15	6	21	2

## MALAYER, JOHNNY

**Position:** Pitcher

**Height:** 6-4 **Bats:** Right **Born:** February 11, 1973, Caracas, Ven.

**Weight:** 170 **Throws:** Right **Resides:** Caracas, Ven.

**Recommended/Signed By:** Alberto Rondon (White Sox)

**How Obtained:** Signed as a free agent by the White Sox, August 20, 1989.

**Pro Career:** Played in the Dominican Republic for the last two seasons.

## MANNING, HENRY

**Position:** Catcher

**Height:** 5-11 **Bats:** Right **Born:** July 3, 1968, Passaic, N.J.

**Weight:** 185 **Throws:** Right **Resides:** Rutherford, N.J.

**Recommended/Signed By:** Reggie Lewis (White Sox)

**How Obtained:** Signed as a free agent by the White Sox, March 18, 1991.

**Personal Background:** Played collegiate baseball at Pace University in Pleasantville, N.J.

**Pro Career:** Made pro debut at Class A South Bend in 1991.

YR	CLUB	AVG	G	AB	R	H	2B	3B	HR	RBI	BB	SO	SB
91	South Bend	.284	23	67	5	19	3	0	0	10	1	4	0
	Sarasota (FSL)	.083	13	24	2	2	0	0	0	0	0	6	0

## MARSHALL, TERRANCE D.

**Position:** Pitcher

**Height:** 6-0 **Bats:** Right **Born:** December 24, 1971, Butler, Ala.

**Weight:** 183 **Throws:** Right **Resides:** Nanafalia, Ala.

**Recommended/Signed By:** Rod Fridley/Danny Monzon (White Sox)

**How Obtained:** Selected in 22nd round, June 1990 free agent draft.

**Personal Background:** Graduate of Sweetwater (Ala.) H.S. and played on four state championship teams.

**Pro Career:** Led Rookie Sarasota in games started (12), ERA (1.99) and innings (63.1) in 1991 ... ERA ranked seventh in the Gulf Coast League.

YR	CLUB	W-L	ERA	G	GS	CG	SHO	SV	IP	H	R	ER	BB	SO
90	Sarasota (GCL)	2-1	3.50	14	5	0	0	1	43.2	36	20	17	13	33
91	Sarasota (GCL)	4-2	1.99	12	12	1	0	0	63.1	58	25	14	17	44

## MARTORANA, DAVE

**Position:** Infielder

**Height:** 6-0 **Bats:** Right **Born:** Jan. 1, 1969, Stoneham, Mass.

**Weight:** 180 **Throws:** Right **Resides:** Medford, Mass.

**Recommended/Signed By:** Guy Mader (White Sox)

**How Obtained:** Selected in 22nd round, June 1991 free agent draft.

**Personal Background:** Played collegiate baseball at Flagler College.

**Pro Career:** Led Class A Utica in games (66), at-bats (243) and RBI (35) in 1991.

YR	CLUB	AVG	G	AB	R	H	2B	3B	HR	RBI	BB	SO	SB
91	Utica	.210	66	243	35	51	8	2	2	35	13	38	7

## MATHIS, MONTE

**Position:** Infielder

**Height:** 6-2 **Bats:** Right **Born:** June 2, 1968, Cincinnati, Ohio

**Weight:** 182 **Throws:** Right **Resides:** Cincinnati, Ohio

**Recommended/Signed By:** Hep Cronin (Atlanta Braves)

**How Obtained:** Signed as a free agent by the White Sox, July 25, 1991.

**Personal Background:** Played collegiate baseball at the University of Toledo.

**Pro Career:** Played entire 1991 season at Rookie Sarasota of the Gulf Coast League.

YR	CLUB	AVG	G	AB	R	H	2B	3B	HR	RBI	BB	SO	SB
90	Bradenton	.212	19	33	5	7	2	0	0	1	2	10	0
91	Sarasota (GCL)	.139	14	36	2	5	0	0	0	2	1	7	1

## MATZNICK, DANIEL CLARENCE

**Position:** Pitcher

**Height:** 6-2 **Bats:** Right **Born:** July 9, 1971, Sterling, Ill.

**Weight:** 190 **Throws:** Right **Resides:** Sterling, Ill.

**Recommended Signed By:** Phil Rizzo (White Sox)

**How Obtained:** Selected in fourth round, June 1989 free agent draft.

**Personal Background:** 1989 graduate of Sterling (Ill.) H.S. where he participated in baseball, basketball and football programs.

**Pro Career:** Led Class A Sarasota and tied for fourth in the Florida State League with 131 strikeouts in 1991... shared club lead in games started (26) ... selected as the organization's August Pitcher of the Month at Sarasota ... led Class A South Bend with 127 strikeouts in 1990 ... has averaged 8.29 strikeouts per 9.0 innings in his career (305 SO/331.0 IP).

YR	CLUB	W-L	ERA	G	GS	CG	ShO	SV	IP	H	R	ER	BB	SO
89	Sarasota (GCL)	2-3	3.12	12	11	0	0	0	52.0	46	27	18	28	47
90	South Bend	10-7	3.48	26	25	0	0	0	121.2	100	58	47	82	127
91	Sarasota (FSL)	5-12	4.00	26	26	2	1	0	157.1	128	82	70	94	131

## McGOUGH, GREG EDWARD

**Position:** Catcher

**Height:** 6-3 **Bats:** Left **Born:** April 1, 1968, Monroe, La.

**Weight:** 235 **Throws:** Right **Resides:** Monroe, La.

**Recommended/Signed By:** Mike Powers/Lou Snipp (White Sox)

**How Obtained:** Selected in 40th round, June 1990 free agent draft.

**Personal Background:** Played baseball at Northeast Louisiana University.

**Pro Career:** Split 1991 season between Class A South Bend and Class A Sarasota.

YR	CLUB	AVG	G	AB	R	H	2B	3B	HR	RBI	BB	SO	SB
90	Sarasota (GCL)	.190	9	21	2	4	1	0	0	1	2	5	0
	Sarasota (FSL)	.181	28	72	13	13	2	0	1	6	8	24	3
91	South Bend	.204	57	157	13	32	5	1	0	18	21	50	2
	Sarasota (FSL)	.143	13	21	1	3	1	0	1	4	1	10	0

## McGRAW, WALTER DOUGLAS

**Position:** Pitcher

**Height:** 6-4 **Bats:** Right **Born:** April 25, 1972, Austin, Texas

**Weight:** 180 **Throws:** Right **Resides:** Duncanville, Texas

**Recommended/Signed By:** Mike Powers/Lou Snipp (White Sox)

**How Obtained:** Selected in ninth round, June 1990 free agent draft.

**Personal Background:** Graduate of Duncanville (Texas) H.S. ... once fanned 21 batters in a seven-inning high school game.

**Pro Career:** Had a strikeout-to-walk ratio of 2.0 (28 SO/14 BB) at Rookie Sarasota in 1991.

YR	CLUB	W-L	ERA	G	GS	CG	ShO	SV	IP	H	R	ER	BB	SO
90	Sarasota (GCL)	4-6	3.44	10	10	0	0	0	49.2	49	32	19	21	33
91	Sarasota (GCL)	2-3	3.79	7	7	0	0	0	38.0	43	19	15	14	28
	Utica	0-2	13.50	3	2	0	0	0	5.1	10	12	8	9	4

## MEDINA, FACANER GUZMAN

**Position:** Infielder

**Height:** 5-8 **Bats:** Right **Born:** Nov.22, 1970, Bani, D.R.

**Weight:** 165 **Throws:** Right **Resides:** Bani, D.R.

**Recommended/Signed By:** Willie Calvino (Philadelphia Phillies)

**How Obtained:** Selected in the Rule 5 Draft from the Philadelphia organization, December 9, 1991.

**Pro Career:** Has a .229 batting average (112-489) over three professional seasons.

YR	CLUB	AVG	G	AB	R	H	2B	3B	HR	RBI	BB	SO	SB
89	Marlinsville	.200	29	110	12	22	3	0	0	7	4	27	2
90	Marlinsville	.251	48	199	22	50	3	3	2	10	10	57	7
91	Batavia	.222	56	180	21	40	3	4	0	16	4	23	20

## MERIGLIANO, FRANK VITO

**Position:** Pitcher

**Height:** 6-2 **Bats:** Right **Born:** Nov. 10, 1966, Pittsburgh, Pa.

**Weight:** 180 **Throws:** Right **Resides:** Pittsburgh, Pa.

**Recommended/Signed By:** Mark Bernstein (White Sox)

**How Obtained:** Selected in 16th round, June 1988 free agent draft.

**Personal Background:** Attended the University of Pittsburgh.

**Pro Career:** Has a 3.24 ERA (125 ER/347.1 IP) over his four-year career with the White Sox organization ... fired a one-hit shutout and struck out 12 for Class A South Bend on 4/26/89 versus Waterloo.

YR	CLUB	W-L	ERA	G	GS	CG	ShO	SV	IP	H	R	ER	BB	SO
88	Utica	1-4	1.60	24	0	0	0	7	45.0	36	15	8	19	53
89	South Bend	11-4	2.91	19	19	4	1	0	111.0	92	46	36	47	101
90	Sarasota (FSL)	3-11	3.76	21	21	1	0	0	122.0	130	64	51	44	85
91	Birmingham	3-2	3.89	36	1	0	0	4	69.1	58	36	30	31	51

## MILLEDGE, TONY

**Position:** Outfielder

**Height:** 6-0 **Bats:** Right **Born:** Nov. 3, 1972, Bradenton, Fla.

**Weight:** 175 **Throws:** Right **Resides:** Palmetto, Fla.

**Recommended/Signed By:** Preston Douglas (White Sox)

**How Obtained:** Selected in 23rd round, June 1991 free agent draft.

**Personal Background:** Attended Palmetto High School.

**Pro Career:** Made pro debut at Class A Utica in 1991.

YR	CLUB	AVG	G	AB	R	H	2B	3B	HR	RBI	BB	SO	SB
91	Sarasota (GCL)	.186	30	86	13	16	4	1	1	10	8	24	1

### Hitting For The Cycle

Three White Sox players have hit for the cycle, the last being Carlton Fisk, who hit the cycle at Comiskey Park on May 16, 1984, versus Kansas City. Another catcher, Ray Schalk, was the first to do so on June 22, 1922 at Detroit. Jack Brohamer also accomplished the feat on September 24, 1977 at Seattle.



## MONGIELLO, MICHAEL ANGELO

**Position:** Pitcher

**Height:** 6-2 **Bats:** Right **Born:** January 19, 1968, Hoboken, N.J.

**Weight:** 215 **Throws:** Right **Resides:** Secaucus, N.J.

**Recommended/Signed By:** Ed Ford (White Sox)

**How Obtained:** Selected in seventh round, June 1989 free agent draft.

**Personal Background:** Attended Fairleigh Dickinson University in Rutherford, N.J. where he played baseball.

**Pro Career:** Ranked fifth in the Florida State League with 23 saves at Class A Sarasota in '91 ... appeared in the FSL All-Star Game ... led Class A South Bend with 13 saves in 1990.

YR	CLUB	W-L	ERA	G	GS	CG	ShO	SV	IP	H	R	ER	BB	SO
89	Sarasota (GCL)	1-3	3.58	8	4	0	0	2	33.0	26	16	13	13	28
90	South Bend	6-6	3.30	38	15	3	1	13	106.1	98	55	39	54	89
91	Sarasota (FSL)	4-4	2.25	55	0	0	0	23	68.0	51	26	17	34	62

## MONZON, DANIEL F.

**Position:** Infielder

**Height:** 5-11 **Bats:** Right **Born:** September 30, 1967, Bronx, N.Y.

**Weight:** 175 **Throws:** Right **Resides:** Bronx, N.Y.

**Recommended/Signed By:** Mark Bernstein (White Sox)

**How Obtained:** Selected in 43rd round, June 1989 free agent draft.

**Personal Background:** Attended Pace University in Pleasantville, N.J.

**Pro Career:** Has compiled a .242 batting average (132-545) over his three-year career with the White Sox organization.

YR	CLUB	AVG	G	AB	R	H	2B	3B	HR	RBI	BB	SO	SB
89	Sarasota (GCL)	.250	25	72	17	18	3	1	0	10	15	12	3
90	Utica	.243	64	214	38	52	14	0	3	27	39	44	14
91	South Bend	.239	89	259	35	62	13	2	0	21	45	71	7

## MORRIS, AARON RUSSELL

**Position:** Catcher

**Height:** 6-1 **Bats:** Left **Born:** March 30, 1971, Ashtabula, Ohio

**Weight:** 219 **Throws:** Left **Resides:** Ashtabula, Ohio

**Recommended/Signed By:** Dave Koblenz/Kevin Rhomberg (Cleveland Indians)

**How Obtained:** Signed as a free agent on January 9, 1992.

**Personal Background:** Indians' 56th choice in the June 1990 free agent draft.

**Pro Career:** Batted .354 in his first pro season at Rookie St. Petersburg of the Gulf Coast League.

YR	CLUB	AVG	G	AB	R	H	2B	3B	HR	RBI	BB	SO	SB
90	St. Petersburg	.354	27	96	14	34	5	1	4	17	10	22	2
	Watertown	.266	21	64	6	17	3	2	1	10	7	21	0
91	Watertown	.225	39	102	12	23	4	0	2	14	8	33	1

## OCASIO, JAVIER

**Position:** Infielder

**Height:** 5-10 **Bats:** Right **Born:** Dec. 17, 1969, Guayanilla, P.R.

**Weight:** 170 **Throws:** Right **Resides:** Guayanilla, Puerto Rico

**Recommended/Signed By:** Cucho Rodriguez (White Sox)

**How Obtained:** Signed as free agent by White Sox, May 31, 1986.

**Personal Background:** Attended Francisco Rodriguez Lopez H.S. in Guayanilla, Puerto Rico, where he was captain of baseball team.

**Pro Career:** Topped Class A Sarasota with a .292 batting average and 145 hits in 1990 ... led the entire White Sox organization with 45 stolen bases.

YR	CLUB	AVG	G	AB	R	H	2B	3B	HR	RBI	BB	SO	SB
86	Sarasota (GCL)	.225	39	80	14	18	1	0	0	2	9	10	1
87	Sarasota (GCL)	.343	29	105	24	36	5	1	0	18	13	11	7
88	South Bend	.272	123	445	65	121	13	2	0	49	55	58	22
89	Sarasota (FSL)	.250	101	316	32	79	10	2	0	36	32	46	14
90	Sarasota (FSL)	.292	127	497	65	145	13	3	1	45	68	46	27
91	Birmingham	.224	102	398	39	89	7	4	0	30	39	63	16

## OCHOA, RAFAEL ANTONIO

**Position:** Outfielder

**Height:** 6-3 **Bats:** Right **Born:** Feb. 27, 1970, Maracay, Ven.

**Weight:** 170 **Throws:** Right **Resides:** Caracas, Ven.

**Recommended/Signed By:** Danny Monzon (White Sox)

**How Obtained:** Signed as free agent by the White Sox, September 23, 1988.

**Personal Background:** 1986 graduate of Agostin Codazzi H.S. in Maracay, Venezuela, where he played basketball and football.

**Pro Career:** Posted career high totals in batting average, games, runs, hits, triples, home runs, RBI and stolen bases in 1991.

YR	CLUB	AVG	G	AB	R	H	2B	3B	HR	RBI	BB	SO	SB
89	Sarasota (GCL)	.150	17	40	5	6	0	0	0	5	6	13	1
90	Utica	.192	61	167	18	32	5	0	0	17	20	71	12
91	Utica	.257	64	191	30	49	3	5	2	25	36	65	13

## OLSEN, STEVE

**Position:** Pitcher

**Height:** 6-4 **Bats:** Right **Born:** Nov. 2, 1969, Louisville, Ky.

**Weight:** 225 **Throws:** Right **Resides:** La Grange, Ky.

**Recommended/Signed By:** Doug Laumann (White Sox)

**How Obtained:** Selected in seventh round, June 1991 free agent draft.

**Personal Background:** Played collegiate baseball at Eastern Kentucky University.

**Pro Career:** Made appearances at Class A Utica and Class A South Bend in 1991 ... combined to post a 6-2 record, 3.20 ERA and 96 strikeouts in 95.2 innings.

YR	CLUB	W-L	ERA	G	GS	CG	SHO	SV	IP	H	R	ER	BB	SO
91	Utica	1-0	0.64	2	2	0	0	0	14.0	3	3	1	4	20
	South Bend	5-2	3.64	13	13	0	0	0	81.2	80	44	33	28	76

## ORDONEZ, MAGGIO

**Position:** Outfielder

**Height:** 5-11 **Bats:** Right **Born:** January 28, 1974, Caracas, Ven.

**Weight:** 155 **Throws:** Right **Resides:** Caracas, Ven.

**Recommended/Signed By:** Alberto Rondon (White Sox)

**How Obtained:** Signed as free agent by the White Sox, May 18, 1991.

**Pro Career:** 1992 will be his first year in pro ball.

## ORTEGA, FRANKLIN

**Position:** Pitcher

**Height:** 5-11 **Bats:** Right **Born:** Dec. 2, 1973, San Pedro, D.R.

**Weight:** 160 **Throws:** Right **Resides:** San Pedro, D.R.

**Recommended/Signed By:** Juan Bernhardt (White Sox)

**How Obtained:** Signed as a free agent by the White Sox, May 7, 1991.

**Pro Career:** 1992 will be his first year in pro ball.

## PERIGNY, DONALD G.

**Position:** Pitcher

**Height:** 5-11 **Bats:** Right **Born:** January 8, 1969, Lowell, Mass.

**Weight:** 175 **Throws:** Right **Resides:** Lowell, Mass.

**Recommended/Signed By:** Guy Mader (White Sox)

**How Obtained:** Signed as free agent by the White Sox, 8/2/90.

**Personal Background:** Played baseball at the University of Lowell in Lowell, Mass.

**Pro Career:** Has a 1.66 ERA (20 ER/108.1 IP) in two seasons with the White Sox organization ... led Class A South Bend in games (56) and ERA (1.87) in 1991.

YR	CLUB	W-L	ERA	G	GS	CG	SHO	SV	IP	H	R	ER	BB	SO
90	Sarasota (GCL)	1-1	0.54	7	1	0	0	3	16.2	9	1	1	6	19
91	South Bend	6-4	1.87	55	0	0	0	6	91.2	91	31	19	22	54

## PERSON, ROBERT

**Position:** Pitcher

**Height:** 6-0 **Bats:** Right **Born:** October 6, 1969, St. Louis, Mo.

**Weight:** 170 **Throws:** Right **Resides:** St. Louis, Mo.

**Recommended/Signed By:** Tom Chandler (Cleveland Indians)

**How Obtained:** Acquired from the Cleveland Indians in exchange for pitcher Grady Hall, June 27, 1991.

**Personal Background:** Played collegiate baseball at Seminole Junior College in Oklahoma.

**Pro Career:** Struck out 7.78 batters per 9.0 innings (66 SO/76.1 IP) at Class A South Bend in 1991 ... set career highs in wins (eight), games (26), innings (138.1) and strikeouts (117) in 1991.

YR	CLUB	W-L	ERA	G	GS	CG	ShO	SV	IP	H	R	ER	BB	SO
89	Burlington	0-1	3.18	10	5	0	0	1	34.0	23	13	12	17	19
90	Watertown	1-0	1.10	5	2	0	0	0	16.1	8	2	2	7	19
	Kinston	1-0	2.70	4	3	0	0	0	16.2	17	6	5	9	7
	GCL Indians	0-2	7.36	8	0	0	0	2	7.1	10	7	6	4	8
91	Kinston	3-5	4.67	11	11	0	0	0	52.0	56	37	27	42	45
	Bend	1-1	3.60	2	2	0	0	0	10.0	6	6	4	5	6
	South Bend	4-3	3.30	13	13	0	0	0	78.1	50	35	28	56	66

## PIERCE, JEFF

**Position:** Outfielder

**Height:** 6-1 **Bats:** Right **Born:** June 7, 1969, Pinebeck, N.Y.

**Weight:** 200 **Throws:** Right **Resides:** Staatsburg, N.Y.

**Recommended/Signed By:** Alex Cosmidis (White Sox)

**How Obtained:** Signed as a free agent by the White Sox, June 10, 1991.

**Personal Background:** Played collegiate baseball at North Carolina State University.

**Pro Career:** Made pro debut at Class A Utica in 1991.

YR	CLUB	AVG	G	AB	R	H	2B	3B	HR	RBI	BB	SO	SB
91	Utica	.238	50	160	22	38	10	4	0	24	24	26	4

## PLEDGER, KINNIS ELBERT

**Position:** Outfielder

**Height:** 6-4 **Bats:** Left **Born:** July 17, 1968, Little Rock, Ark.

**Weight:** 220 **Throws:** Right **Resides:** Benton, Ark.

**Recommended/Signed By:** Mark Snipp (White Sox)

**How Obtained:** Selected in third round, June 1987 free agent draft.

**Personal Background:** Attended Garland County Community College in Hot Springs, Ark., where he played baseball.

**Pro Career:** Has averaged 21 stolen bases per season over his five-year career with the White Sox organization ... led Rookie Sarasota with 20 thefts in 1987.

YR	CLUB	AVG	G	AB	R	H	2B	3B	HR	RBI	BB	SO	SB
87	Sarasota (GCL)	.252	37	127	18	32	6	3	1	13	13	46	20
88	South Bend	.202	107	371	42	75	13	4	3	34	39	106	18
89	South Bend	.266	89	293	49	78	13	5	3	39	56	79	26
90	Vancouver	.000	1	1	0	0	0	0	0	0	0	0	0
	Sarasota (FSL)	.248	131	460	72	114	18	4	3	40	91	134	26
91	Birmingham	.218	117	363	53	79	16	8	9	51	60	104	15

## PLEMMONS, RONALD JAMES

**Position:** Outfielder

**Height:** 6-0 **Bats:** Left **Born:** Nov. 4, 1968, Kernersville, N.C.

**Weight:** 185 **Throws:** Right **Resides:** Kernersville, N.C.

**Recommended/Signed By:** Alex Cosmidis (White Sox)

**How Obtained:** Selected in 46th round, June 1988 free agent draft (did not sign until May 20, 1989).

**Pro Career:** Topped Class A Sarasota in games (128) and walks (65) in 1991 ... led Class A South Bend with 22 stolen bases in 1990 ... paced all outfielders in New York-Penn League with a .992 fielding percentage at Class A Utica in 1989.

YR	CLUB	AVG	G	AB	R	H	2B	3B	HR	RBI	BB	SO	SB
89	Utica	.241	69	257	37	62	12	4	2	24	34	47	7
90	South Bend	.263	129	438	89	115	20	5	7	51	86	71	22
91	Sarasota (FSL)	.238	128	445	49	106	17	4	2	64	66	67	9

## POE, CHARLES RODELL

**Position:** Outfielder

**Height:** 6-0 **Bats:** Right **Born:** Nov. 9, 1971, West Covina, Calif.

**Weight:** 180 **Throws:** Right **Resides:** West Covina, Calif.

**Recommended/Signed By:** Ron Vaughn (White Sox)

**How Obtained:** Selected in sixth round, June 1990 free agent draft.

**Personal Background:** Graduate of West Covina (Calif.) H.S. ... was a first team all-league baseball player.

**Pro Career:** Led Class A South Bend in doubles (29) and RBI (59) in 1991.

YR	CLUB	AVG	G	AB	R	H	2B	3B	HR	RBI	BB	SO	SB
90	Sarasota (GCL)	.177	46	147	13	26	3	2	0	15	16	38	11
91	South Bend	.213	117	418	57	89	29	6	5	59	38	136	20

## POLIDOR, WILFREDO

**Position:** Infielder

**Height:** 6-2 **Bats:** Switch **Born:** Sept. 23, 1973, Caracas, Venezuela

**Weight:** 158 **Throws:** Right **Resides:** Caracas, Venezuela

**Recommended/Signed By:** Juan Bernhardt (White Sox)

**How Obtained:** Signed as free agent by the White Sox, December 25, 1990.

**Pro Career:** Made professional debut with Rookie Sarasota in 1991.

R	CLUB	AVG	G	AB	R	H	2B	3B	HR	RBI	BB	SO	SB
91	Sarasota (GCL)	.207	54	217	19	45	2	0	0	18	6	17	9

## PULIDOR, FRANCISCO

**Position:** Infielder

**Height:** 6-1 **Bats:** Right **Born:** March 22, 1974, Maracay, Ven.

**Weight:** 155 **Throws:** Right **Resides:** Maracay, Ven.

**Recommended/Signed By:** Alberto Rondon (White Sox)

**How Obtained:** Signed as free agent by the White Sox, 5/27/91.

**Pro Career:** 1992 will be his first year in pro ball.

## REYES, JIMMY

**Position:** Infielder

**Height:** 6-1 **Bats:** Switch **Born:** May 6, 1972, Santa Domingo, D.R.

**Weight:** 175 **Throws:** Right **Resides:** Bronx, N.Y.

**Recommended/Signed By:** Juan Bernhardt (White Sox)

**How Obtained:** Signed as free agent by the White Sox, January 1, 1991.

**Personal Background:** Graduated from Santo Domingo High School.

**Pro Career:** Made professional debut with Rookie Sarasota in 1991.

R	CLUB	AVG	G	AB	R	H	2B	3B	HR	RBI	BB	SO	SB
91	Sarasota (GCL)	.183	34	93	14	17	2	0	0	9	12	26	5

## RICHARDSON, ERIC

**Position:** Outfielder

**Height:** 6-2 **Bats:** Right **Born:** September 6, 1972, Bryan, Texas

**Weight:** 185 **Throws:** Right **Resides:** Brenham, Texas

**Recommended/Signed By:** Mike Powers (White Sox)

**How Obtained:** Selected in fifth round, June 1991 free agent draft.

**Personal Background:** Attended Brenham High School.

**Pro Career:** Made professional debut with Rookie Sarasota in 1991.

YR	CLUB	AVG	G	AB	R	H	2B	3B	HR	RBI	BB	SO	SB
91	Sarasota (GCL)	.210	42	100	16	21	3	1	0	6	13	29	7

## RINCONES, WUARNNER

**Position:** Outfielder

**Height:** 6-2 **Bats:** Right **Born:** Sept. 3, 1973, Guayama, Ven.

**Weight:** 175 **Throws:** Right **Resides:** Guayama, Ven.

**Recommended/Signed By:** Alberto Rondon (White Sox)

**How Obtained:** Signed as a free agent by the White Sox, December 10, 1990.

**Pro Career:** 1992 will be his first year in pro ball.

## ROBLEDO, NILSON

**Position:** Catcher

**Height:** 6-1 **Bats:** Right **Born:** Nov. 3, 1968, Entrega, Panama

**Weight:** 165 **Throws:** Right **Resides:** Entrega, Panama

**Recommended/Signed By:** Miguel Ibarra (White Sox)

**How Obtained:** Signed as a free agent by White Sox, March 8, 1989.

**Personal Background:** Was a member of Panama's 1988 National Baseball Team.

**Pro Career:** Topped Class A South Bend with a .458 slugging percentage in 1991.

YR	CLUB	AVG	G	AB	R	H	2B	3B	HR	RBI	BB	SO	SB
90	Sarasota (GCL)	.190	35	105	10	20	3	0	4	11	5	34	4
91	Sarasota (GCL)	.200	6	20	2	4	0	0	0	2	1	6	1
	South Bend	.289	40	142	15	41	7	1	5	20	9	42	3

## RODRIGUEZ, DAN

**Position:** Pitcher

**Height:** 6-1 **Bats:** Right **Born:** January 3, 1972, San Pedro, D.R.

**Weight:** 165 **Throws:** Right **Resides:** San Pedro, D.R.

**Recommended/Signed By:** Juan Bernhardt (White Sox)

**How Obtained:** Signed as a free agent by the White Sox, March 25, 1990.

**Pro Career:** 1992 will be his first year in pro ball.

## RODRIGUEZ, NERIO

**Position:** Catcher

**Height:** 6-1 **Bats:** Right **Born:** March 22, 1973, Bani, D.R.

**Weight:** 165 **Throws:** Right **Resides:** Santa Domingo, D.R.

**Recommended/Signed By:** Juan Bernhardt (White Sox)

**How Obtained:** Signed as a free agent by the White Sox on February 2, 1990.

**Pro Career:** Made pro debut at Rookie Sarasota in 1991.

YR	CLUB	AVG	G	AB	R	H	2B	3B	HR	RBI	BB	SO	SB
91	Sarasota (GCL)	.225	26	89	4	20	1	0	0	8	2	24	3

## ROTH, GREGORY A.

**Position:** Infielder

**Height:** 5-10 **Bats:** Left **Born:** Aug. 4, 1966, Pincher Creek, Alb.

**Weight:** 185 **Throws:** Right **Resides:** Pincher Creek, Alb.

**Recommended/Signed By:** Ed Ford (White Sox)

**How Obtained:** Signed as free agent by White Sox, November 1, 1988.

**Personal Background:** Attended the University of Tennessee and was member of 1988 Canadian Olympic team.

**Pro Career:** Ranked second in the Midwest League with a .411 on-base percentage and fifth in walks (88) at Class A South Bend in 1989 ... batted .333 (6-18) with a homer and four RBI in five playoff games to lead South Bend to the league championship.

YR	CLUB	AVG	G	AB	R	H	2B	3B	HR	RBI	BB	SO	SB
89	South Bend	.274	117	368	67	101	18	2	10	55	88	77	9
90	Birmingham	.190	57	179	34	35	8	1	2	16	41	40	4
	Sarasota (FSL)	.210	62	186	33	39	7	2	1	17	56	53	1
91	Birmingham	.190	41	126	15	24	8	1	1	12	18	21	0
	Vancouver	.190	7	21	2	4	1	0	1	2	0	8	0

## Sherm Lollar

Former Sox catcher Sherm Lollar is one of only four players in history to collect two hits in one inning twice in one game.

Lollar accomplished the feat on April 23, 1955 against Kansas City in the second and sixth inning. Lollar played 10 seasons with the White Sox and led AL catchers in fielding percentage four times. In 1962 he equaled the major-league record by catching six pop-ups in one game.

## RUFFCORN, SCOTT

**Position:** Pitcher

**Height:** 6-4 **Bats:** Right **Born:** Dec. 29, 1969, New Braunfels, Texas

**Weight:** 210 **Throws:** Right **Resides:** Austin, Texas

**Recommended/Signed By:** Marty Wolever/Dave Owen (White Sox)

**How Obtained:** Selected in first round (25th overall), June 1991 free agent draft.

**Personal Background:** Played collegiate baseball at Baylor University ... posted 7-1 record with a 2.37 ERA in 13 games during his junior season in '91 ... was Bears' Most Valuable Player as a sophomore ... voted All-Central Texas and district Most Valuable Player following his senior year at Stephen F. Austin High School.

**Pro Career:** Made professional debut at Rookie Sarasota of the Gulf Coast League ... promoted to Class A South Bend ... fanned 60 in 55.0 innings at both stops ... recorded 10 strikeouts on 9/1 at Kenosha ... had a 1.08 ERA (4 ER/33.1 IP) during six starts from 8/6-9/1.

YR	CLUB	W-L	ERA	G	GS	CG	ShO	SV	IP	H	R	ER	BB	SO
91	Sarasota (GCL)	0-0	3.18	4	2	0	0	0	11.1	8	7	4	5	15
	South Bend	1-3	3.92	9	9	0	0	0	43.2	35	26	19	25	45

## SAENZ, OLMEDA

**Position:** Infielder

**Height:** 6-0 **Bats:** Right **Born:** Oct. 8, 1970, Herrera, Panama

**Weight:** 175 **Throws:** Right **Resides:** Herrera, Panama

**Recommended/Signed By:** Danny Monzon/Miguel Ibarra (White Sox)

**How Obtained:** Signed as non-drafted free agent by the White Sox, May 11, 1990.

**Pro Career:** Appeared at both Class A South Bend and Class A Sarasota in 1991.

YR	CLUB	AVG	G	AB	R	H	2B	3B	HR	RBI	BB	SO	SB
91	South Bend	.245	56	192	23	47	10	1	2	22	21	48	5
	Sarasota (FSL)	.105	5	19	1	2	0	1	0	2	2	0	0

## SALVADOR, FRED

**Position:** Catcher

**Height:** 5-11 **Bats:** Right **Born:** January 12, 1974, San Pedro, D.R.

**Weight:** 160 **Throws:** Right **Resides:** San Pedro, D.R.

**Recommended/Signed By:** Juan Bernhardt (White Sox)

**How Obtained:** Signed as a free agent by the White Sox, May 7, 1991.

**Pro Career:** 1992 will be his first year in pro ball.

## SCHRENK, STEVEN WAYNE

**Position:** Pitcher

**Height:** 6-3 **Bats:** Right **Born:** Nov. 20, 1968, Great Lakes, Ill.

**Weight:** 185 **Throws:** Right **Resides:** Aurora, Ore.

**Recommended/Signed By:** Gary Pellant (White Sox)

**How Obtained:** Selected in fourth round, June 1987 free agent draft.

**Personal Background:** Graduate of North Marian H.S. in Aurora, Ore.

**Pro Career:** Has a strikeout-to-walk ratio of 4.2 (131 SO/31 BB) over last two seasons ... fired one-hitter while at Class A South Bend in 1988.

YR	CLUB	W-L	ERA	G	GS	CG	ShO	SV	IP	H	R	ER	BB	SO
87	Sarasota (GCL)	1-2	0.95	8	6	1	1	0	28.0	23	10	3	12	19
88	South Bend	3-7	5.00	21	18	1	0	0	90.0	95	63	50	37	58
89	South Bend	5-2	4.33	16	16	1	1	0	79.0	71	44	38	44	49
90	South Bend	7-6	2.95	20	14	2	1	0	103.2	79	44	34	25	92
91	Sarasota (GCL)	1-3	2.92	11	7	0	0	0	37.0	30	20	12	6	39

### Homer In First At-Bat

Infielder Blondy Ryan spent just part of the 1930 season with the White Sox, but he became the first player in club history to homer in his first major-league at-bat on July 17, 1930 versus Philadelphia.

## SHEPHERD, KEITH WAYNE

**Position:** Pitcher

**Height:** 6-2 **Bats:** Right **Born:** January 21, 1968, Wabash, Ind.

**Weight:** 205 **Throws:** Right **Resides:** Wabash, Ind.

**Recommended/Signed By:** Bill Bryke (Pittsburgh Pirates)

**How Obtained:** Signed as a free agent, March 12, 1991.

**Personal Background:** Selected by the Pirates in the 11th round of the June 1986 free agent draft.

**Pro Career:** Ranked second at Class A South Bend with 10 saves ... 0.51 ERA topped all South Bend relievers ... promoted to Class A Sarasota and posted 2.72 ERA ... had overall ERA of 1.68 (14 ER/75.0 IP) ... made pro debut with Pirates' rookie club in Bradenton.

YR	CLUB	W-L	ERA	G	GS	CG	ShO	SV	IP	H	R	ER	BB	SO
86	Bradenton	0-4	6.06	8	2	0	0	0	16.1	16	17	11	15	12
87	Watertown	5-2	4.20	17	13	1	1	0	70.2	66	40	33	42	57
88	Augusta	7-3	4.02	16	16	1	0	0	85.0	71	45	38	50	49
	Salem	2-3	5.83	8	5	0	0	0	29.1	26	24	19	29	15
89	Baseball City	1-7	4.94	11	10	0	0	0	47.0	45	33	26	32	20
	Kinston	1-2	2.86	8	2	0	0	0	28.1	25	11	9	15	23
90	Watertown	3-3	2.48	24	0	0	0	3	54.1	41	22	15	29	55
	Reno	1-4	5.40	5	5	0	0	0	25.0	22	25	15	18	16
91	South Bend	1-2	0.51	31	0	0	0	10	35.1	17	4	2	19	38
	Sarasota (FSL)	1-1	2.72	18	0	0	0	2	39.2	33	16	12	20	24

## SHEPPARD, DONALD LEE

**Position:** Outfielder

**Height:** 6-1 **Bats:** Right **Born:** May 2, 1971, Concord, Calif.

**Weight:** 170 **Throws:** Right **Resides:** Pittsburgh, Calif.

**Recommended/Signed By:** Ed Pebley/Dario Lodigiani (White Sox)

**How Obtained:** Selected in second round, June 1989 free agent draft.

**Personal Background:** 1989 graduate of Pittsburgh (Calif.) H.S.

**Pro Career:** Swiped 12 bases at Rookie Sarasota in 1990.

YR	CLUB	AVG	G	AB	R	H	2B	3B	HR	RBI	BB	SO	SB
89	Sarasota (GCL)	.183	26	82	11	15	4	0	0	4	7	28	4
90	Sarasota (GCL)	.179	46	151	15	27	6	1	0	6	12	40	12
91	South Bend	.208	63	178	24	37	5	2	1	11	21	57	7

## SIEBERT, STEVE

**Position:** Infielder

**Height:** 6-0 **Bats:** Right **Born:** March 14, 1969, St. Louis, Mo.

**Weight:** 185 **Throws:** Right **Resides:** St. Louis, Mo.

**Recommended/Signed By:** San Diego Padres

**How Obtained:** Signed as a free agent by the White Sox on June 16, 1991.

**Personal Background:** Played collegiate baseball at Georgia Southern University.

**Pro Career:** Debuted in White Sox organization at Class A Utica in 1991.

YR	CLUB	AVG	G	AB	R	H	2B	3B	HR	RBI	BB	SO	SB
90	Scottsdale	.156	28	90	15	14	0	0	1	8	14	28	6
	Spokane	.182	4	11	2	2	0	0	0	2	2	2	0
91	Utica	.215	31	93	10	20	3	2	0	11	4	34	0

## SOTO, JUAN

**Position:** Pitcher

**Height:** 6-1 **Bats:** Right **Born:** November 20, 1971, Bani, D.R.

**Weight:** 165 **Throws:** Right **Resides:** Bani, D.R.

**Recommended/Signed By:** Juan Bernhardt (White Sox)

**How Obtained:** Signed as a free agent by the White Sox, December 28, 1991.

**Pro Career:** Ranked second at Rookie Sarasota with 10 starts in 1991.

YR	CLUB	W-L	ERA	G	GS	CG	ShO	SV	IP	H	R	ER	BB	SO
91	Sarasota (GCL)	3-4	3.35	10	10	0	0	0	53.2	44	30	20	23	36



## STARKS, FRED

**Position:** Pitcher

**Height:** 6-5 **Bats:** Right **Born:** February 18, 1971, Salina, Kan.

**Weight:** 215 **Throws:** Right **Resides:** Rockledge, Fla.

**Recommended/Signed By:** Preston Douglas (White Sox)

**How Obtained:** Selected in 14th round, June 1991 free agent draft.

**Personal Background:** Attended Brevard Community College.

**Pro Career:** Made his pro debut at Rookie Sarasota in 1991 ... posted strikeout-to-walk ratio of 2.75 (44 SO/16 BB).

YR	CLUB	W-L	ERA	G	GS	CG	ShO	SV	IP	H	R	ER	BB	SO
91	Sarasota (GCL)	3-2	3.03	14	0	0	0	0	35.2	32	22	12	16	44

## STEPHENS, RONALD JAMES

**Position:** Pitcher

**Height:** 6-4 **Bats:** Right **Born:** April 19, 1967, Wheeling, W.Va.

**Weight:** 210 **Throws:** Right **Resides:** Wheeling, W.Va.

**Recommended/Signed By:** Tom Calvano (White Sox)

**How Obtained:** Selected in 58th round, June 1988 free agent draft.

**Personal Background:** Attended the University of Cincinnati.

**Pro Career:** Led Florida State League with a 1.47 ERA and four shutouts at Class A Sarasota in 1989 ... named to the FSL All-Star Team ... paced all pitchers in the New York-Penn League in winning percentage (.1000) and Roloids relief points (40) at Class A Utica in '88 ... went 16 consecutive appearances without allowing a run.

YR	CLUB	W-L	ERA	G	GS	CG	ShO	SV	IP	H	R	ER	BB	SO
88	Utica	8-0	0.92	22	0	0	0	8	59.0	34	10	6	10	48
89	Sarasota (FSL)	10-4	1.47	17	17	5	4	0	123.0	107	31	20	34	83
	Birmingham	4-3	3.68	8	8	2	1	0	51.0	42	24	21	21	27
90	Vancouver	0-0	7.36	3	0	0	0	0	3.2	9	4	3	0	1
	Birmingham	7-10	3.65	39	16	0	0	7	123.1	122	65	50	61	74
91	Vancouver	3-4	3.42	53	1	0	0	4	105.1	103	50	40	58	58

## STEVENS, SCOTT WILLIAM

**Position:** Pitcher

**Height:** 6-2 **Bats:** Right **Born:** February 23, 1969, Richland, N.J.

**Weight:** 185 **Throws:** Right **Resides:** Richland, N.J.

**Recommended/Signed By:** Ed Ford (White Sox)

**How Obtained:** Selected in 17th round, June 1989 free agent draft.

**Personal Background:** Attended Brookdale (N.J.) Community College where he played baseball.

**Pro Career:** Has compiled a 2.46 ERA (75 ER/174.1 IP) and a strikeout-to-walk ratio of 2.5 (233/94) during his three-year pro career ... led Class A South Bend with 50 appearances in 1990.

YR	CLUB	W-L	ERA	G	GS	CG	ShO	SV	IP	H	R	ER	BB	SO
89	Utica	4-3	1.96	22	0	0	0	4	46.0	40	25	10	13	51
90	South Bend	6-8	2.47	50	0	0	0	12	102.0	82	45	29	31	79
91	Sarasota (FSL)	8-10	2.64	35	11	2	0	2	126.1	103	48	37	50	103

## STEVENSON, MIKE

**Position:** Outfielder

**Height:** 6-1 **Bats:** Left **Born:** March 12, 1969, Joliet, Ill.

**Weight:** 190 **Throws:** Right **Resides:** Lockport, Ill.

**Recommended/Signed By:** Carlton Fisk (White Sox)

**How Obtained:** Signed as a free agent on December 18, 1991.

**Personal Background:** Played collegiate baseball at Lewis University in Romeoville, Ill. ... named NCAA Division II Player of the Year in 1991 ... batted .460 with 11 home runs and 64 RBI ... graduate of Lockport (Ill.) High School.

**Pro Career:** 1992 will be his first year in pro ball.

## STRANGE, KEITH PATRICK

**Position:** Catcher

**Height:** 6-1 **Bats:** Right **Born:** July 9, 1969, Eugene, Ore.

**Weight:** 200 **Throws:** Right **Resides:** Eugene, Ore.

**Recommended/Signed By:** Gary Pellant (White Sox)

**How Obtained:** Selected in 11th round, June 1990 free agent draft.

**Personal Background:** Played football, basketball and baseball at North Eugene (Ore.) H.S. ... played baseball at Oregon Tech University.

**Pro Career:** Led Class A Utica in RBI (34) and was second on club in batting average (.277) in 1990.

YR	CLUB	AVG	G	AB	R	H	2B	3B	HR	RBI	BB	SO	SB
90	Utica	.277	68	266	25	57	8	2	4	34	52	49	5
91	Sarasota (GCL)	.222	5	18	3	4	0	0	1	4	4	4	0
	South Bend	.232	95	302	29	70	15	0	1	29	50	66	7

## SULLIVAN, CARL JAMES

**Position:** Outfielder

**Height:** 5-11 **Bats:** Right **Born:** July 4, 1968, Brenham, Texas

**Weight:** 190 **Throws:** Right **Resides:** Washington, Texas

**Recommended/Signed By:** Terry Logan (White Sox)

**How Obtained:** Selected in second round, June 1986 free agent draft.

**Personal Background:** 1986 graduate of Brenham (Texas) H.S.

**Pro Career:** Has a .249 batting average (448-1798) over six seasons

YR	CLUB	AVG	G	AB	R	H	2B	3B	HR	RBI	BB	SO	SB
86	Sarasota (GCL)	.667	2	6	0	4	0	0	0	1	0	0	1
	Appleton	.209	59	191	12	40	6	0	1	20	5	57	1
87	Daytona Bch	.228	108	337	41	77	18	4	2	28	18	70	21
88	Tampa	.285	100	347	44	99	14	4	4	36	36	77	17
89	Sarasota (FSL)	.237	108	371	45	88	22	2	4	51	28	64	6
90	Sarasota (FSL)	.207	34	116	7	24	3	0	0	10	8	24	3
	South Bend	.276	62	210	29	58	13	2	4	35	19	46	5
91	Sarasota (FSL)	.304	24	92	16	28	2	1	2	7	7	17	4
	Birmingham	.234	45	128	11	30	6	1	3	12	6	32	2

## TAGLE, HENRY

**Position:** Pitcher

**Height:** 6-0 **Bats:** Left **Born:** April 24, 1969, Fontana, Calif.

**Weight:** 170 **Throws:** Left **Resides:** Sierra Vista, Ariz.

**Recommended/Signed By:** Mark Sgobba (White Sox)

**How Obtained:** Signed as a free agent by the White Sox, June 7, 1991.

**Personal Background:** Played collegiate baseball at the University of Nevada-Las Vegas.

**Pro Career:** Led Class A Utica with seven saves in 1991 ... registered a 4.0 strikeout-to-walk ratio (24 SO/6 BB).

YR	CLUB	W-L	ERA	G	GS	CG	SHO	SV	IP	H	R	ER	BB	SO
91	Sarasota (GCL)	0-0	0.00	2	0	0	0	2	4.0	3	0	0	1	2
	Utica	3-1	2.22	16	0	0	0	7	24.1	22	7	6	6	24

## TEDDER, SCOTT ALAN

**Position:** First Baseman/Outfielder

**Height:** 6-4 **Bats:** Left **Born:** June 1, 1966, Whitehall, Ohio

**Weight:** 195 **Throws:** Left **Resides:** Whitehall, Ohio

**Recommended/Signed By:** Tom Calvano (White Sox)

**How Obtained:** Selected in 21st round, June 1988 free agent draft.

**Personal Background:** Led Ohio Wesleyan University's basketball team to the 1988 Division III National Championship.

**Pro Career:** Posted a combined batting average of .307 (149-486) at Class A Sarasota and Class AA Birmingham in 1991 ... finished third in Southern League batting race ... recorded more walks than strikeouts in each of his four pro seasons (273 BB, 185 SO) ... led the Gulf Coast League in batting average (.341) and hits (73) in his first pro season at Rookie Sarasota in 1988 ... named to GCL Postseason All-Star Team and voted Topps' Minor League Player of the Month for August, batting .356 in 25 games.

YR	CLUB	AVG	G	AB	R	H	2B	3B	HR	RBI	BB	SO	SB
88	Sarasota (GCL)	.341	58	214	30	73	13	0	0	25	28	16	8
89	Sarasota (FSL)	.272	121	386	56	105	18	0	0	38	73	65	14
90	Sarasota (FSL)	.283	121	381	65	108	6	2	0	47	90	46	13
	Birmingham	.333	2	3	1	1	0	0	0	0	2	1	0
91	Sarasota (FSL)	.336	42	149	25	50	5	1	0	17	29	19	6
	Birmingham	.294	95	337	34	99	14	3	0	32	51	38	5

## TEJADA, EUGENIO LEOPOLDO

**Position:** Infielder

**Height:** 6-3 **Bats:** Right **Born:** Mar. 28, 1986, Villa Vasquez, D.R.

**Weight:** 195 **Throws:** Right **Resides:** Villa Vasquez, D.R.

**Recommended/Signed By:** Juan Bernhardt (White Sox)

**How Obtained:** Signed as a free agent by White Sox, May 20, 1986.

**Pro Career:** Led all shortstops in New York-Penn League in games (71) and putouts (106) in 1988.

YR	CLUB	AVG	G	AB	R	H	2B	3B	HR	RBI	BB	SO	SB
87	Sarasota (GCL)	.152	11	33	4	5	1	0	0	3	0	7	0
88	Utica	.247	71	223	28	55	7	3	0	12	13	47	16
89	South Bend	.174	75	201	22	35	5	1	0	10	6	34	10
90	South Bend	.243	83	243	28	59	7	2	0	17	10	44	4
91	Sarasota (FSL)	.252	109	333	40	84	9	4	1	19	20	44	9

## THOMAS, LARRY

**Position:** Pitcher

**Height:** 6-1 **Bats:** Right **Born:** Oct. 25, 1969, Miami, Fla.

**Weight:** 190 **Throws:** Left **Resides:** Winthrop, Mass.

**Recommended/Signed By:** Mark Bernstein/Guy Mader (White Sox)

**How Obtained:** Selected in second round, June 1991 free agent draft.

**Personal Background:** Played collegiate baseball at the University of Maine.

**Pro Career:** Made pro debut at Class A Utica of the New York-Penn League in 1991 ... ranked third in league with a 1.47 ERA ... struck out 10 on 8/2 at Oneonta.

YR	CLUB	W-L	ERA	G	GS	CG	ShO	SV	IP	H	R	ER	BB	SO
91	Utica	1-3	1.47	11	10	0	0	0	73.1	55	22	12	25	61

## TOLAR, KEVIN ANTHONY

**Position:** Pitcher

**Height:** 6-3 **Bats:** Right **Born:** January 28, 1971, Panama City, Fla.

**Weight:** 225 **Throws:** Left **Resides:** Panama City, Fla.

**Recommended/Signed By:** Mike Rizzo (White Sox)

**How Obtained:** Selected in ninth round, June 1989 free agent draft.

**Personal Background:** Graduate of Moseby H.S. in Panama City, Fla.

**Pro Career:** Led Class A South Bend starting pitchers with a 2.75 ERA in 1991 ... finished fifth in Gulf Coast League in ERA (1.65) at Rookie Sarasota in 1989 ... paced staff in innings pitched (60.0) and strikeouts (58) ... struck out 11 batters in 5.0 innings on 8/27/89 versus St. Lucie.

YR	CLUB	W-L	ERA	G	GS	CG	ShO	SV	IP	H	R	ER	BB	SO
89	Sarasota (GCL)	6-2	1.65	13	12	1	0	0	60.0	29	16	11	54	58
90	Utica	4-6	3.29	15	15	1	0	0	90.1	80	44	33	61	69
91	South Bend	8-5	2.75	30	19	0	0	1	114.2	87	54	35	65	87

## VALRIE, KERRY LAVELL

**Position:** Outfielder

**Height:** 5-11 **Bats:** Right **Born:** October 31, 1968, Mobile, Ala.

**Weight:** 185 **Throws:** Right **Resides:** Loxley, Ala.

**Recommended/Signed By:** Rod Fridley/Danny Monzon (White Sox)

**How Obtained:** Selected in 19th round, June 1990 free agent draft.

**Personal Background:** Played collegiate baseball at the University of Southern Mississippi.

**Pro Career:** Led Class A South Bend with six home runs and ranked second on club with 32 stolen bases in 1991.

YR	CLUB	AVG	G	AB	R	H	2B	3B	HR	RBI	BB	SO	SB
90	Utica	.188	42	149	14	28	4	1	0	10	8	46	12
91	South Bend	.215	87	331	47	71	11	2	6	29	23	78	32

## VENTURA, JOSE

**Position:** Pitcher

**Height:** 5-10 **Bats:** Right **Born:** June 14, 1969, La Romana, D.R.

**Weight:** 178 **Throws:** Right **Resides:** La Romana, Dominican Republic

**Recommended/Signed By:** Juan Bernhardt (White Sox)

**How Obtained:** Signed as free agent by White Sox, June 14, 1988.

**Pro Career:** Tied for lead among Class AA pitchers with three shutouts at Birmingham in 1991 ... led A Sarasota with 12 wins in 25 starts in 1990 ... topped Midwest League with a 1.57 ERA at Class A South Bend in 1989 ... fired no-hitter while at Rookie Sarasota on 7/13/88 versus Bradenton.

YR	CLUB	W-L	ERA	G	GS	CG	ShO	SV	IP	H	R	ER	BB	SO
88	Sarasota (GCL)	3-3	2.62	12	12	1	1	0	76	67	31	22	23	46
89	South Bend	7-3	1.57	29	10	2	2	1	115	74	36	20	50	87
90	Sarasota (FSL)	12-6	3.39	25	25	2	1	0	162	153	79	61	69	85
	Birmingham	0-0	32.40	1	0	0	0	0	12	6	6	6	2	1
91	Birmingham	8-10	4.06	25	25	3	3	0	148.2	129	79	67	64	91

## VINAS, JULIO

**Position:** Catcher

**Height:** 6-1 **Bats:** Right **Born:** February 14, 1973, Miami, Fla.

**Weight:** 180 **Throws:** Right **Resides:** Hialeah, Fla.

**Recommended/Signed By:** Jose Ortega (White Sox)

**How Obtained:** Selected in 33rd round, June 1991 free agent draft.

**Personal Background:** Attended Miami American High School.

**Pro Career:** Made pro debut at Rookie Sarasota in 1991.

YR	CLUB	AVG	G	AB	R	H	2B	3B	HR	RBI	BB	SO	SB
91	Sarasota (GCL)	.225	50	187	21	42	9	0	3	29	19	40	2

## VOGEL, MICHAEL GEORGE

**Position:** Catcher

**Height:** 6-2 **Bats:** Switch **Born:** January 15, 1972, St. Paul, Minn.

**Weight:** 190 **Throws:** Right **Resides:** Brooklyn Park, Minn.

**Recommended/Signed By:** Phil Rizzo/Lou Snipp (White Sox)

**How Obtained:** Selected in seventh round, June 1990 free agent draft.

**Personal Background:** Played hockey and baseball at Cretin (Minn.) H.S.

**Pro Career:** Made appearances at Rookie Sarasota, Class A Utica and Class A South Bend in 1991, batting .279 (29-104).

YR	CLUB	AVG	G	AB	R	H	2B	3B	HR	RBI	BB	SO	SB
90	Sarasota (GCL)	.175	43	103	13	18	5	0	0	7	31	26	5
91	Sarasota (GCL)	.333	3	9	1	3	0	0	0	2	1	3	0
	Utica	.271	23	59	6	16	1	0	1	9	14	19	0
	South Bend	.278	14	36	1	10	3	0	0	4	5	8	1

## WALKER, DENNIS RAY

**Position:** Third Baseman

**Height:** 6-1 **Bats:** Right **Born:** Oct. 31, 1966, Martindale, Texas

**Weight:** 210 **Throws:** Right **Resides:** Martindale, Texas

**Recommended/Signed By:** Mark Snipp (White Sox)

**How Obtained:** Selected in 11th round, June 1988 free agent draft.

**Personal Background:** Played collegiate baseball at Grambling State University.

**Pro Career:** Led all New York-Penn League third basemen in fielding percentage (.929), games (68) and putouts (61) at Class A Utica in 1989 ... selected as third baseman on Gulf Coast League's postseason All-Star Team in 1988.

YR	CLUB	AVG	G	AB	R	H	2B	3B	HR	RBI	BB	SO	SB
88	Sarasota (GCL)	.238	50	181	28	43	4	0	4	31	10	23	6
89	Utica	.230	72	256	28	59	6	5	0	20	18	72	11
90	South Bend	.210	125	410	53	88	14	3	4	45	28	119	20
91	South Bend	.221	122	394	48	87	10	9	5	38	41	109	18

## WHITE, CHARLIE

**Position:** Outfielder

**Height:** 6-0 **Bats:** Right **Born:** June 16, 1967, Pensacola, Fla.

**Weight:** 185 **Throws:** Right **Resides:** Pensacola, Fla.

**Recommended/Signed By:** Hal Smith (St. Louis Cardinals)

**How Obtained:** Selected in the Rule 5 Draft from the St. Louis organization, December 9, 1991.

**Personal Background:** Played collegiate baseball at the University of New Orleans ... competed in baseball, basketball, football and track at Woodham (Fla.) High School.

**Pro Career:** Has swiped 115 bases over four minor league seasons ... ranked second in Midwest League with a career-high 50 stolen bases at Class A Springfield in 1989 and was named the No. 7 prospect in Midwest League by *Baseball America* ... selected to the Appalachian League All-Star team in 1988 and ranked third in league with 32 steals.

YR	CLUB	AVG	G	AB	R	H	2B	3B	HR	RBI	BB	SO	SB
88	Johnson City	.272	69	257	44	70	8	0	5	27	25	37	32
89	Springfield	.248	129	504	76	125	10	4	4	41	58	87	50
90	Arkansas	.251	118	390	53	98	14	9	2	26	41	65	22
91	Arkansas	.237	107	329	33	78	16	3	2	30	33	62	11

## WILSON, BRANDON LEE

**Position:** Infielder

**Height:** 6-1 **Bats:** Right **Born:** February 26, 1969, Owensboro, Ky.

**Weight:** 170 **Throws:** Right **Resides:** Owensboro, Ky.

**Recommended/Signed By:** Tom Calvano/Mark Bernstein (White Sox)

**How Obtained:** Selected in 18th round, June 1990 free agent draft.

**Personal Background:** Was a member of state championship baseball team at Owensboro H.S. and was named to All-Tournament team ... earned All-Western Kentucky honors ... played baseball at the University of Kentucky.

**Pro Career:** Led Class A South Bend in batting average (.313), at-bats (463), runs scored (75), hits (145) and stolen bases (41) in 1991 ... selected as the Charles Lubin Award winner as White Sox Most Valuable Player at South Bend ... started in the Midwest League All-Star Game ... batted .337 in May and .364 in July ... hit .341 at home ... recorded 30 two-hit games and 10 three-hit contests ... collected five hits on 7/28 vs. Rockford ... had a 14-game hitting streak from 7/10-7/24 (.383, 23-60).

YR	CLUB	AVG	G	AB	R	H	2B	3B	HR	RBI	BB	SO	SB
90	Sarasota (GCL)	.268	11	41	4	11	1	0	0	5	4	5	3
	Utica	.248	53	165	31	41	2	0	0	14	28	45	14
91	South Bend	.313	125	463	75	145	16	6	2	49	61	70	41
	Birmingham	.400	2	10	3	4	1	0	0	2	0	2	0

## WOLAK, JEROME STEPHEN

**Position:** Outfielder

**Height:** 5-10 **Bats:** Right **Born:** July 27, 1970, Hollywood, Calif.

**Weight:** 170 **Throws:** Right **Resides:** West Covina, Calif.

**Recommended/Signed By:** Ron Vaughn (White Sox)

**How Obtained:** Selected in ninth round, June 1988 free agent draft.

**Personal Background:** 1988 graduate of South Hills H.S. in West Covina, Calif.

**Pro Career:** Has a .287 batting average (300-1045) over his four-year professional career ... ranked second at Class A Sarasota with 22 stolen bases in 1991.

YR	CLUB	AVG	G	AB	R	H	2B	3B	HR	RBI	BB	SO	SB
88	Sarasota (GCL)	.319	41	144	18	46	8	0	0	10	7	17	10
89	Utica	.274	57	223	28	61	13	5	0	24	12	35	12
90	South Bend	.278	121	352	48	98	17	0	1	28	37	68	11
91	Sarasota (FSL)	.291	110	326	36	95	17	1	3	22	14	62	22

## WOOD, HORACE

**Position:** Pitcher

**Height:** 6-7 **Bats:** Right **Born:** December 8, 1972, Exeter, N.H.

**Weight:** 240 **Throws:** Right **Resides:** Epping, N.H.

**Recommended/Signed By:** Reggie Lewis (White Sox)

**How Obtained:** Signed as a free agent by the White Sox, June 30, 1991.

**Personal Background:** Attended Epping High School.

**Pro Career:** Made pro debut at Rookie Sarasota in 1991.

YR	CLUB	W-L	ERA	G	GS	CG	ShO	SV	IP	H	R	ER	BB	SO
91	Sarasota (GCL)	0-1	8.59	6	0	0	0	1	7.1	10	7	7	7	9

## WOODFIN, CHRIS

**Position:** Pitcher

**Height:** 6-1 **Bats:** Right **Born:** February 23, 1968, Statesville, N.C.

**Weight:** 190 **Throws:** Right **Resides:** Statesville, N.C.

**Recommended/Signed By:** Alex Cosmidis (White Sox)

**How Obtained:** Signed as a free agent by the White Sox, June 28, 1991.

**Personal Background:** Played collegiate baseball at North Carolina State University.

**Pro Career:** Split 1991 season between Rookie Sarasota and Class A South Bend ... named Sarasota's Pitcher of the Month for August.

YR	CLUB	W-L	ERA	G	GS	CG	ShO	SV	IP	H	R	ER	BB	SO
91	Sarasota (GCL)	1-0	2.39	13	1	0	0	4	26.1	19	7	7	7	24
	South Bend	0-2	5.79	3	0	0	0	1	4.2	5	4	3	5	5

# MEDIA



*Bo Jackson answers questions from the media.*



# BROADCASTING

## *Broadcasts*

For the second straight season, the entire 1992 Chicago White Sox Schedule will be broadcast on radio and television. WGN-TV will again carry 48 games, along with the Windy City Classic, while SportsChannel Chicago will televise 107 games during the season. SportsChannel will also carry two spring training contests, while WGN will broadcast one spring training game and one exhibition game. CBS-TV will carry two Saturday Sox games and ESPN will broadcast three Sunday night contests. WMAQ (670 AM) Radio, Chicago's 50,000 watt clear channel Westinghouse affiliate, continues to serve as the White Sox flagship station, carrying all 162 regular-season games, 12 spring training contests and two exhibition games. WIND (560 AM) Radio, Chicago, Ill., provides Spanish language broadcasts of 55 home contests in 1992.

## *Broadcasters*

### **KEN HARRELSON**

Harrelson returns as White Sox broadcaster for his third season in the television booth, teaming with Tom Paciorek ... his exuberant "YES" call has become familiar to Sox fans ... prior to his return to the air in 1990 for the Sox, Harrelson had previously worked in the broadcast booth for the Sox from 1982-85 ... on 10/2/85 he left the booth and was named Executive Vice President for Baseball Operations ... served as general manager for one season and then resigned his post to pursue his broadcasting career ... served as play-by-play man for the New York Yankees telecasts on SportsChannel New York in 1987-88 ... teamed with Bobby Murcer in 1988 and Spencer Ross in 1987 ... began his broadcasting career with the Boston Red Sox in 1975, where he remained until joining the White Sox in 1981 ... played professional baseball for nine seasons ... helped lead the Red Sox to the American League Pennant in 1967 ... enjoyed finest professional season in 1968 with the Red Sox, belting 35 home runs while accruing 109 RBI ... also hit 30 homers in 1969 with Boston and Cleveland ... the Red Sox traded him to Cleveland in 1969, a deal that caused such furor that irate BoSox fans picketed Boston's Fenway Park ... also played with Washington and Kansas City during his career ... a broken leg ended his career in 1971 ... appeared in 900 major-league games, amassing 131 home runs and 421 RBI while batting .239 ... credited with bringing the batting glove to major league baseball ... played golf professionally for a time before entering broadcasting ... notched his first hole-in-one while golfing in Florida in January 1990 ... the 49-year-old Harrelson and his wife, Aris, have two children: a daughter Krista (1/9/76) and son Casey (1/8/78) ... the family resides in Naperville, Ill.



### **TOM PACIOREK**

Starting his fifth season with the White Sox ... handles the color chores alongside play-by-play announcer Ken Harrelson on SportsChannel as well as for WGN-TV ... began broadcasting in 1984 with White Sox and in 1987 with the Texas Rangers while idled on the disabled list ... conducted interviews during the Rangers Old-Timers Game at Arlington Stadium in 1987 ... has worked for Cable News



Network as an off-season sports announcer and covered the 1986 World Series for CNN ... completed 15-plus-year playing career in 1987 as a Ranger ... injuries limited him to 27 games in his final season ... spent three and one-half seasons (1982-85) with the White Sox ... led the 1983 AL West Division Champion White Sox in hitting (.307) and slugging percentage (.490) ... registered GWRBI in Sox only 1983 ALCS victory, a 2-1 triumph at Baltimore in game one ... batted .288 with 24 home runs and 156 RBI in his White Sox tenure, which spanned 376 games ... hit over .300 in two of his three full campaigns on the South Side ... acquired by the White Sox from Seattle on 12/11/81 in a trade for catcher Jim Essian, shortstop Todd Cruz and outfielder Dave Cochrane ... playing career included 1,392 games for six clubs—Dodgers, Braves, Mariners, White Sox, Mets, and Rangers ... lifetime batting average of .282 with 1,162 hits, 86 home runs, and 503 RBI ... appeared in two league championship series (Dodgers in 1974, Sox in 1983), one World Series (Dodgers in 1974), and one All-Star Game (Mariners in 1981) ... named Minor League Player of the Year by *The Sporting News* in 1972 ... was two-time baseball All-America choice and two-time honorable mention All-America defensive back in football at the University of Houston ... played baseball at Houston with singer Larry Gatlin of The Gatlin Brothers ... graduated from Houston in 1970 with a bachelor's degree in education ... selected in the ninth round by the NFL's Miami Dolphins in 1968 ... one of four brothers to play professional baseball ... native of Hamtramck, Mich., where he was a member of the 1961 Pony League World Series Championship team ... the 45-year old Paciorek and his wife, Christine, have five children: Kim (10/4/69), Shannon (4/28/71), Tommy (1/4/76), Katie (5/9/77) and Andy (5/13/79). The Pacioreks reside in Stone Mountain, Ga.

## JOHN ROONEY

Begins his fifth season with the White Sox and his fourth year on radio after spending the 1988 season in the television booth ... teams with Ed Farmer on WMAQ-AM ... began his baseball broadcasting career at the Class AAA level, spending the 1981-82 seasons with the Oklahoma 89ers and the 1983-84 campaigns with the Louisville Cardinals ... sandwiched two stints (1980, 1984-85) as a sports reporter for KMOX-AM in St. Louis around his baseball broadcasting ... was brought to New York in 1985 by CBS Radio ... his major league baseball assignments include: league championship series (1987-88, 1990-91); 1990-91 All-Star games; Game of the Week (1985-91); World Series (1987-91); four Cotton Bowls and the NCAA Tournament, including the Final Four (1984-91) ... in addition to his CBS assignments, Rooney is the voice of Big Ten basketball on the Raycom television network, is in his 11th year with University of Missouri basketball and hosts Northwestern University basketball coach Bill Foster's show on SportsChannel ... a native of Richmond, Mo., he currently resides in Naperville, Ill.



## ED FARMER

Farmer begins his first full season as color commentator on WMAQ Radio ... substituted for partner John Rooney on Sunday radio broadcasts in 1991 ... served as special assistant to Ron Schueler in 1991 and will provide baseball insight to the broadcasts ... also did limited radio work during Sox broadcasts on WMAQ in 1990 ... was major league scout with Baltimore from 1988-90 after retiring as a player following 1986 season ... in 11-year major league career, appeared with Cleveland (1971-73), Detroit (1973), Philadelphia (1974), Baltimore (1977), Milwaukee (1978), Texas



(1979), the White Sox (1979-81), Philadelphia (1982-83) and Oakland (1983) ... compiled a 30-43 lifetime mark with 75 saves ... set Sox record for saves in a season (since broken) with 30 in 1980 ... made AL All-Star team that season and fired a perfect inning in the game ... a native of Evergreen Park, Ill., Farmer graduated from St. Rita High School where he starred in both baseball and basketball ... he was captain of the baseball team, was a city all-star and an all-state player ... attended Chicago State College, majoring in English ... resides in Calabasas, Calif., with his wife Barbara and their daughter, Shanda (2/26/70).

## KEN KORACH

Korach begins his first season with the White Sox, substituting for play-by-play man John Rooney on 20 Sunday broadcasts on WMAQ ... Korach will team with Ed Farmer ... he will continue to work as the play-by-play voice of the Class AAA Las Vegas Stars of the Pacific Coast League during the week ... Korach was selected to represent the PCL on world-wide radio broadcast of the 1990 Class AAA All-Star Game and has broadcast Stars games for the past three seasons ... he also handles San Jose State University football and basketball games during the off-season, in addition to hosting a daily sports show on KSJX Radio in San Jose ... broke into baseball by broadcasting California League games for the Redwood Pioneers in 1984 ... he worked with the Phoenix Firebirds of the PCL from 1986-87 ... attended San Diego State University and the University of California, Santa Barbara, where he graduated with a degree in social sciences in 1975 ... resides with his wife, Denise, and new-born daughter Emilee (1/30/92) in Morgan Hill, Calif.



## HECTOR A. MOLINA

Joining WIND Radio for his first season of broadcasting with the White Sox ... will handle play-by-play duties with former Sox shortstop Chico Carrasquel ... began radio career with WBQN in Puerto Rico as a morning disc jockey and sports commentator ... was a color commentator for amateur baseball games ... worked with WOPA Radio in Oak Park and has been with WOJO since 1984, where he was a morning DJ and worked in the news department ... hosts Extension 105, a talk show ... in 1987 and 1988, broadcast Chicago Cubs baseball and Chicago Bears football for WOJO ... born in Barceloneta, Puerto Rico, he graduated from Interamerican University in Puerto Rico in 1977 with a degree in sociology ... Hector and his wife, Enid, have four children: Janice, Nileen, Luis and Eduardo. The family lives in Chicago.



## CHICO CARRASQUEL



The former White Sox shortstop begins his third season as Sox color commentator and first on Spanish-language WIND-AM, teaming with Hector A. Molina ... spent 10 seasons as a radio and TV broadcaster in the Venezuelan Winter League prior to joining the Sox broadcast team in 1990 ... the Caracas native wore the Sox uniform for six of his 10 major-league seasons, compiling a .258 lifetime average and playing in 1,325 games with Chicago (1950-55), Cleveland (1956-58), Kansas City (1958) and Baltimore (1959) ... three-time all-star starter (1951, '53, '54), he also went to the all-star game in '55 ... was followed in the Sox infield by Hall of Famer and fellow Venezuelan, Luis Aparicio ... in 1960, became a coach and later manager for the Caracas Lions while scouting in Venezuela for the Royals and Mets ... still keeps a winter home in Caracas while he and his wife, Connie, spend their summers in Chicago ... his Venezuelan residence includes a trophy room he opens to the public, in which he addresses youth groups and advises them to "say no to drugs".

### *White Sox TV Broadcast History*

Years	Affiliates	Announcers
1948-54	WGN/9	Jack Brickhouse, Harry Creighton
1955	WGN/9	J. Brickhouse, H. Creighton, Vince Lloyd
1956-64	WGN/9	J. Brickhouse, V. Lloyd
1965-67	WGN/9	J. Brickhouse, Lloyd Pettit
1968	WFLD/32	Jack Drees, Dave Martin
1969	WFLD/32	J. Drees, Mel Parnell
1970	WFLD/32	J. Drees, Billy Pierce
1971-72	WFLD/32	J. Drees, Bud Kelly
1973-74	WSNS/44	Harry Caray, Bob Waller
1975	WSNS/44	H. Caray, J.C. Martin
1976	WSNS/44	H. Caray, Lorn Brown
1977	WSNS/44	H. Caray, L. Brown, Jimmy Piersall, Mary Shane
1978-79	WSNS/44	H. Caray, L. Brown, J. Piersall
1980	WSNS/44	H. Caray, J. Piersall
1981	WGN/9	H. Caray, J. Piersall, Lou Brock
1982	WFLD/32 & SportsVision	Don Drysdale, Ken Harrelson
1983	WFLD/32 & SportsVision	D. Drysdale, K. Harrelson, Early Wynn, L. Brown
1984-85	WFLD/32 & SportsVision	D. Drysdale, K. Harrelson
1986-87	WFLD/32 & SportsVision	D. Drysdale, Frank Messer
1988	WFLD/32 & SportsVision	John Rooney, Tom Paciorek
1989	WFLD/32 & SportsChannel	Gary Thorne, T. Paciorek
1990	WGN/9 & SportsChannel	Jim Durham, K. Harrelson, T. Paciorek
1991	WGN/9 & SportsChannel	K. Harrelson, T. Paciorek

## *White Sox Radio Broadcast History*

<b>Years</b>	<b>Affiliates</b>	<b>Announcers</b>
1924-26	WMAQ	Hal Totten
1927-28	WGN	Quin Ryan
1929	WGN	Q. Ryan, Frank Dahm
1930	WGN	Q. Ryan, John Thompson
1931-39	WGN*	Bob Elson
1940-42	WGN*	B. Elson, Jack Brickhouse
1943	WGN*	J. Brickhouse
1944	WIND	B. Elson
1945	WJJD	B. Elson, J. Brickhouse
1946-51	WJJD	B. Elson
1952-56	WCFL	B. Elson
1957-60	WCFL	B. Elson, Don Wells
1961	WCFL	B. Elson, Ralph Kiner
1962-65	WCFL	B. Elson, Milo Hamilton
1966	WCFL	B. Elson, Bob Finnegan
1967-70	WMAQ	B. Elson, Red Rush
1971-72	WTAQ/WEAW	Harry Caray, Ralph Faucher
1973	WMAQ	H. Caray, Gene Osborn
1974-75	WMAQ	H. Caray, Bill Mercer
1976	WMAQ	H. Caray, Lorn Brown
1977	WMAQ	H. Caray, Jimmy Piersall, L. Brown, Mary Shane
1978-79	WMAQ	H. Caray, J. Piersall, L. Brown
1980	WBBM	H. Caray, J. Piersall, Joe McConnell, Rich King
1981	WBBM	H. Caray, J. McConnell, R. King
1982	WMAQ	J. McConnell, Early Wynn
1983	WMAQ	J. McConnell, E. Wynn, L. Brown
1984	WMAQ	J. McConnell, L. Brown
1985-88	WMAQ	L. Brown, Del Crandall
1989-91	WMAQ	Wayne Hagin, John Rooney

\*From 1934-43, a number of other Chicago radio stations—WBBM, WMAQ, WCFL and WJJD—aired White Sox games by sharing the WGN feed.

## *1992 White Sox Radio Affiliates*

<b>Station</b>	<b>Frequency</b>	<b>City</b>
KLBA	1370 AM	Albia, Iowa
WIFF	1570 AM	Auburn, Ind.
WBYS	98.3 AM	Canton, Ill.
WEIC	1270 AM	Charleston, Ill.
WCVL	1550 AM/104.9 FM	Crawfordsville, Ind.
WITY	980 AM	Danville, Ill.
WLYV	1450 AM	Ft. Wayne, Ind.
WGEN	1500 AM/104.9 FM	Geneseo, Ill.
WKAN	1320 AM	Kankakee, Ill.
WSAL	1230 AM	Logansport, Ind.
WGOM	860 AM	Marion, Ind.
WMRS	107.7 FM	Monticello, Ind.
WLRX	95.7 FM	Nappanee, Ind.
WMDH	1550 AM	New Castle, Ind.
WIBN	98.1 FM	Oxford, Ind.
WZOE	1490 AM	Princeton, Ill.
WRIN	1560 AM	Rensselaer, Ind.
WTAY	1570 AM/101.7 FM	Robinson, Ill.
WLUV	1520 AM	Rockford, Ill.
WQSA	1220 AM	Sarasota, Fla.
WAMJ	1580 AM	South Bend, Ind.
WTAX	1240 AM	Springfield, Ill.
WSDR	1240 AM	Sterling, Ill.
WFRX	97.7 AM	W. Frankfort, Ill.
WDND	105.5 FM	Wilmington, Ill.

# **MEDIA DIRECTORY**

---

## *Newspapers*

**Chicago Sun-Times, 401 N. Wabash, Chicago, IL 60611,  
312-321-2663.**

Don Snider (SE), Joe Goddard (B), Toni Ginnetti (B),  
Terry Boers, Barry Cronin, Brian Hanley, Dave van Dyck (C),  
Jay Mariotti (C), Brian Hewitt (C).

**Chicago Tribune, 435 N. Michigan, Chicago, IL 60611,  
312-222-3478.**

Bob Condor (SE), Alan Solomon (B), Bill Jauss, Joey Reaves,  
Paul Sullivan, Jerome Holtzman (C), Bernie Lincicome (C),  
Bob Verdi (C), Mike Conklin (C), Steve Nidetz (C).

**Daily Herald, 217 W. Campbell, Arlington Hts., IL 60006,  
708-870-3624.**

Jim Cook (SE), Mark Ruda (B), Bob Logan, Kent McDill,  
Jeff Nordlund, Mike Imrem (C), Tim Sassone (C).

**Southtown Economist, 5959 S. Harlem, Chicago, IL 60638,  
312-586-8800.**

John Hector (SE), Paul Ladewski, Phil Arvia, Kelly Quain,  
Bill Gleason (C), Tom Keegan (C).

**Chicago Defender, 2400 S. Michigan, Chicago, IL 60616,  
312-225-2400.**

Ken Green (SE), Larry Gross.

**Rockford Register-Star, 99 E. State, Rockford, IL 61104,  
815-987-1380.**

Bob Carter (SE), Matt Trowbridge.

**Gary Post-Tribune, 1065 Broadway, Gary, IN 46402,  
219-881-3136.**

Pat Maman (SE), John Mulka.

**The Times, 601-45th, Munster, IN 46321,  
219-933-3232.**

Bill Greene (SE), Ron Brow, Mike Clark, John O'Malley.

**Copley News Service, 1430 Branding Lane, Suite 119,  
Downers Grove, IL 60515, 708-964-8990.**

Gene Seymour.

## *Wire Services*

**Associated Press, 230 N. Michigan, Chicago, IL 60601,  
312-781-0500.**

Joe Mooshil, Mario Fox, Bob Glass, Wally Tokarz, Larry Burke.

**United Press International, 360 N. Michigan, Chicago, IL 60601,  
312-781-1600.**

Bob Murphy, Carrie Muskat.

**City News Bureau, 35 E. Wacker, Chicago, IL 60601,  
312-782-8100.**

Steve Foltin.

## *Radio Stations*

**WMAQ (670 AM, Sox flagship), 455 N. Cityfront Plaza, Chicago, IL 60611, 312-245-6100.**

John Rooney (play-by-play), Ed Farmer (color), Ken Korach (Sunday play-by-play), Tom Greene, Steve Olken, Cheryl Raye.

**WIND (560 AM, Sox Spanish-language flagship), 625 N. Michigan, Suite 300, Chicago, IL 60611, 312-751-5560.**

Hector Armando Molina (play-by-play), Chico Carrasquel (color).

**WBBM (780 AM), 630 N. McClurg Court, Chicago, IL 60611, 312-951-3831.**

Dave Eanet (SD), Brian Davis, Eric Brown, Chris Boden.

**WGN (720 AM), 435 N. Michigan, Chicago, IL 60611, 312-222-5094.**

Chuck Swirsky (SD), Wayne Larrivee, Randy Minkoff, Thom Brennaman.

**WLUP (1000 AM), 875 N. Michigan, Chicago, IL 60611, 312-440-9597.**

Chet Coppock, Jerry Kuc, Bruce Levine, Jim Modelski (SP), Mark Gentzkow (SP).

**WSCR (820 AM), 4949 W. Belmont, Chicago, IL 60641, 312-777-1700.**

Ron Gleason (SD), Tom Shaer, Dan Jiggetts, Mike North, Dan McNeil, Mike Murphy, Dave Baum, Bob Hillman.

## *Television Stations*

**WGN-TV (Channel 9, Sox flagship), 2501 Bradley Place, Chicago, IL 60618, 312-883-3326.**

Dan Roan (SD), Rich King, Harry Gold (SP), Skip Ellison (PD).

**SportsChannel (Sox cable flagship), 820 W. Madison, Oak Park, IL 60302, 708-524-9444.**

Jim Blaney, Steve Kashul, Michelle Zuffante-Godwin (SP), Jim Angio (PD).

**WBBM-TV (CBS, Channel 2), 630 N. McClurg Court, Chicago, IL 60611, 312-951-3641.**

Johnny Morris (SD), Corey McPherrin, Howard Sudberry, Norm Potash (SP), Bob Vasilopolous (SP), Tim Morris (SP).

**WMAQ-TV (NBC, Channel 5), NBC Tower, 454 N. Columbus Drive, Chicago, IL 60654, 312-836-5665.**

Mark Giangreco (SD), Jon Kelley, Bill Gutman (SP), Barry Hohlfelder (SP), Bob Vorwald (SP).

**WLS-TV (ABC, Channel 7), 190 N. State, Chicago, IL 60601, 312-750-7108.**

Tim Weigel (SD), Jim Rose, Brad Palmer, Mark Schanowski, Pete Bordwell (SP), Tom Robison (SP).

**WFLD-TV (Fox, Channel 32), 205 N. Michigan, Chicago, IL 60601, 312-565-5530.**

Bruce Wolf (SD), Kenny McReynolds, Greg Miller (SP).

**ESPN, 358 W. Ontario, Chicago, IL 60610, 312-951-1180.**

Andrea Kremer, Neil Wolf (SP).

*Sports Editor (SE), Beat Writer (B), Columnist (C).*

*Sports Director (SD), Sports Producer (SP), Producer-Director (PD).*



# MLB DIRECTORY

---

## MLB Public Relations

212-339-7860

Rich Levin, Director

Jim Small, Manager

Ricky Clemons, Supervisor, International & Business Relations

Susan Aglietti, Administrator, Media & Club Relations

Carole Coleman, Administrator, International & Business Relations

Wally Weibel, Administrator, Community Relations

Craig Barbarino, Research

## NL Public Relations

### National League

212-339-7700

Katy Feeney

339-7719

Dorsey Parker

339-7713

#### Atlanta Braves

404-522-7630

Jim Schultz

614-1301

Glen Serra

614-1305

#### Chicago Cubs

312-404-2827

Sharon Pannozzo

404-4191

Chuck Wasserstrom

404-4191

#### Cincinnati Reds

513-421-4510

Jon Braude

421-2990

Joe Kelley

421-2990

#### Houston Astros

713-799-9500

Rob Matwick

799-9596

Chuck Pool

799-9597

#### Los Angeles Dodgers

213-224-1500

Jay Lucas

224-1301

Chuck Harris

224-1301

#### Montreal Expos

514-253-3434

Rich Griffin

251-3519

Monique Giroux

251-3521

#### New York Mets

718-507-6387

Jay Horwitz

565-4330

Craig Sanders

565-4323

#### Philadelphia Phillies

215-463-6000

Larry Shenk

755-9321

Gene Dias

755-9321

Leigh McDonald

755-9321

#### Pittsburgh Pirates

412-323-5000

Rick Cerrone

323-5099

Jim Trdinich

323-5031

#### St. Louis Cardinals

314-421-3060

Jeff Wehling

425-0625

Brian Bartow

425-0623

#### San Diego Padres

619-283-7294

Jim Ferguson

584-7267

Roger Riley

584-7210

#### San Francisco Giants

415-468-3700

Matt Fischer

330-2445

Robin Carr Locke

330-2443

# *AL Public Relations*

<b>American League</b>	<b>212-339-7600</b>
Phyllis Merhige	339-7618
<b>Baltimore Orioles</b>	<b>410-685-9800</b>
Rick Vaughn	547-6155
Bob Miller	547-6156
<b>Boston Red Sox</b>	<b>617-267-9440</b>
Dick Bresciani	236-6710
Josh Spofford	236-6718
Jim Samia	236-6717
<b>California Angels</b>	<b>714-937-7200</b>
Tim Mead	937-7217
Larry Babcock	937-7215
<b>Chicago White Sox</b>	<b>312-451-5300</b>
Doug Abel, Director	944-0941 (home)
Scott Reifert, Assistant Director	643-9529 (home)
Dana Noel, Manager, Publicity & Player Appearances	
Barb Kozuh, Manager, Fund Raising & Publications	
Dan Fabian, Manager, Community Relations	
John Ralph, Coordinator, Publications	
Mary Dosek, Secretary & Credentials Coordinator	
<b>Cleveland Indians</b>	<b>216-861-1200</b>
Bob DiBiasio	861-4454
John Maroon	861-4454
<b>Detroit Tigers</b>	<b>313-962-4000</b>
Dan Ewald	962-4338
Greg Shea	962-4338
<b>Kansas City Royals</b>	<b>816-921-2200</b>
Dean Vogelaar	921-8154
Steve Fink	921-8154
<b>Milwaukee Brewers</b>	<b>414-933-4114</b>
Tom Skibosh	933-6975
Jon Greenberg	933-6975
<b>Minnesota Twins</b>	<b>612-375-1366</b>
Rob Antony	375-7489
Steve Rausch	375-7470
<b>New York Yankees</b>	<b>212-293-4300</b>
Arthur Richman	579-4455
Jeff Idelson	579-4456
Brian Walker	579-4456
<b>Oakland Athletics</b>	<b>510-638-4900</b>
Jay Alves	Ext. 223
Kathy Jacobson	Ext. 253
<b>Seattle Mariners</b>	<b>206-628-3555</b>
Dave Aust	343-4608
Pete Vanderwarker	343-4664
<b>Texas Rangers</b>	<b>817-273-5222</b>
John Blake	273-5208
Larry Kelly	273-5202
<b>Toronto Blue Jays</b>	<b>416-341-1000</b>
Howard Starkman	341-1300
Mark Leno	341-1302

# MEDIA SERVICES

---

**Admission:** Enter Comiskey Park at Gate 4 (Administrative Offices). Television crews that park in the back of the ballpark enter through the loading dock. A Major League Baseball Working Pass, BBWAA card, or Chicago White Sox credential is necessary for admittance. Gate 4 and the clubhouses will be opened to the media 3 1/2 hours prior to game time.

**Broadcast Booths:** Take the elevator to Level 2, proceed to the Press Box, and take the stairs to the broadcast booths. There are seven broadcast booths: Booth 1 (Reserved), Booth 2 (Home TV), Booth 3 (Visiting TV), Booth 4 (Home Radio), Booth 5 (Visiting Radio), Booth 6 (Hispanic Radio), Booth 7 (Reserved).

**Clubhouses:** Credentials must indicate clubhouse access. Enter at Gate 4 and proceed to the service tunnel. As you reach the service tunnel, the White Sox clubhouse (third base side) is to the left and the visitors' clubhouse (first base side) is to the right. The White Sox clubhouse will be closed to the media one hour prior to the game and between games of a doubleheader. Following the game, the White Sox clubhouse will be opened to the media 10 minutes after the last out. The trainer's room, weight room, and players' lounge will be closed to the media at all times.

**Credentials:** Proper credentials must be displayed at all times. Credentials will be issued only to legitimate newsgathering agencies that have contacted the Public Relations Department at least 24 hours in advance. Media Will Call is located at Gate 4, Window 10, which opens two hours prior to game time.

**Dark Rooms:** Enter at Gate 4 and proceed to the service tunnel. As you reach the service tunnel, the dark rooms (AP affiliates on the left and UPI affiliates on the right) are to the right beyond the entrance to the Umpires' Clubhouse.

**Elevators:** Two elevators are located to the right after entrance at Gate 4. Proper credentials will be necessary for access to the elevators. Take either elevator to Level 2 for the Press Box, Level 3 for the Bards Room (dining room), or Level 5 for the Upper Photo Boxes (Sections 524 and 540).

**Field:** Credentials must indicate field access. The field and dugouts must be cleared following pregame batting practice and infield drills. Postgame live shots can be done from the warning track areas immediately in front of the first and third base photo boxes. However, postgame interviews will not be allowed in or near the dugouts, without special permission, until 10 minutes after the last out.

**Parking:** Limited parking for the media is available in Lots D-E or Lot G, as designated on the parking pass.

**Photo Areas:** Enter at Gate 4 and proceed to the service tunnel. As you reach the service tunnel, the third base photo box is to the left and the first base photo box is to the right. Upper photo boxes are also available near Sections 524 and 540. Still photographers are not allowed in the tunnel behind home plate or in the clubhouses, without special permission.

**Press Box:** Take the elevator to Level 2. The Press Box contains 120 seats, a work room, telephones for credit card calls, and a dining area. No food or drink may be taken from the Press Box.

**Television Minicam Crews:** WBBM (2), WMAQ (5), WLS (7), WGN (9), WFLD (32) and SportsChannel will be allowed to park two vehicles each at the rear of the ballpark near the Players' Lot (corner of 35th Street and Wentworth Avenue). Crews parking in this area enter the stadium with their equipment via the loading dock. Access to the field is via the first and third base photo boxes off the service tunnel. Access to the photo boxes on the upper concourse is via the freight elevator in the left field corner of the stadium. Minicam equipment will not be allowed to be transported to the Press Box, Broadcast Booths, or Bards Room, without special permission.

**Roving through the stands and concourses is prohibited. Likewise, field level access during the game is limited to the first and third base photo boxes.**

Pre-game interviews must be done on the field. No game action can be shown during a live shot. Use of lights in the stadium during the game is prohibited. Proper credentials will be necessary for access to the clubhouses. Following the game, interviews will not be allowed in or near the dugouts, without special permission, until 10 minutes after the last out.

## *Road Accommodations*

City	Hotel	Telephone Number
Baltimore	Stouffer Harborplace	301-547-1200
Boston	Marriott Copley Place	617-236-5800
California	Hyatt Regency Alicante	714-750-1234
Cleveland	Radisson Plaza	216-523-8000
Detroit	Ritz Carlton Dearborn ( <i>1st trip</i> )	313-441-2000
	Hyatt Regency Dearborn ( <i>2nd trip</i> )	313-593-1234
Kansas City	Adams Mark	816-737-0200
Milwaukee	Hyatt Regency	414-276-1234
Minnesota	Marriott City Center	612-349-4000
New York	Grand Hyatt	212-883-1234
Oakland	Airport Hilton	415-635-5000
Seattle	Crowne Plaza	206-464-1980
Texas	Radisson Suite Hotel Arlington	817-640-0440
Toronto	Hilton International	416-869-3456

# NOTES

---

# SPRING TRAINING

**Stadium Address**  
Ed Smith Stadium  
12th St. & Tuttle Ave.  
Sarasota, FL 34237

**Mailing Address**  
Chicago White Sox  
1090 N. Euclid Ave.  
Sarasota, FL 34237

General Offices 813-366-8451  
Ticket Office 813-953-3388  
Days Inn (Hotel Headquarters) 813-355-9721

## Spring Training Exhibition Schedule

Day	Date	Opponent	Location	Game Time Local/Central	Broadcast
Thu.	March 5	Pittsburgh	Sarasota	1:35/12:35 p.m.	WMAQ-AM
Fri.	March 6	Detroit	Sarasota	1:35/12:35 p.m.	
Sat.	March 7	Toronto	Dunedin	1:35/12:35 p.m.	WMAQ-AM
Sun.	March 8	Pittsburgh	Bradenton	1:05/12:05 p.m.	
Mon.	March 9	Baltimore	St. Petersburg	1:05/12:05 p.m.	WMAQ-AM
Tue.	March 10	Minnesota	Ft. Myers	1:05/12:05 p.m.	WMAQ-AM
Wed.	March 11	Toronto	Sarasota	1:35/12:35 p.m.	
Thu.	March 12	Texas	Port Charlotte	1:35/12:35 p.m.	
Fri.	March 13	Minnesota	Sarasota	1:35/12:35 p.m.	
Sat.	March 14	Cincinnati (ss)	Plant City	1:05/12:05 p.m.	WMAQ-AM
		Boston (ss)	Winter Haven	1:05/12:05 p.m.	
Sun.	March 15	New York Yankees	Ft. Lauderdale	1:05/12:05 p.m.	WMAQ-AM
Mon.	March 16	Atlanta (ss)	West Palm Beach	1:05/12:05 p.m.	
		Boston (ss)	Sarasota	1:35/12:35 p.m.	
Tue.	March 17	New York Yankees	Ft. Lauderdale	1:05/12:05 p.m.	
Wed.	March 18	Minnesota	Sarasota	1:35/12:35 p.m.	SportsChannel
Thu.	March 19	St. Louis	Sarasota	1:35/12:35 p.m.	
Fri.	March 20	Kansas City	Baseball City	1:05/12:05 p.m.	
Sat.	March 21	New York Yankees	Sarasota	7:05/6:05 p.m.	
Sun.	March 22	Minnesota	Sarasota	1:35/12:35 p.m.	WMAQ-AM
Mon.	March 23	New York Yankees	Sarasota	1:35/12:35 p.m.	
Tue.	March 24	Off Day			
Wed.	March 25	Texas	Port Charlotte	8:05/7:05 p.m.	WMAQ-AM
Thu.	March 26	Pittsburgh	Sarasota	7:05/6:05 p.m.	WMAQ-AM
Fri.	March 27	St. Louis	St. Petersburg	1:05/12:05 p.m.	
Sat.	March 28	Texas	Sarasota	1:35/12:35 p.m.	WGN-TV WMAQ-AM
Sun.	March 29	Kansas City	Sarasota	1:35/12:35 p.m.	WMAQ-AM
Mon.	March 30	Cincinnati	Sarasota	7:05/6:05 p.m.	SportsChannel WMAQ-AM
Tue.	March 31	Minnesota	Ft. Myers	1:05/12:05 p.m.	
Wed.	April 1	Baltimore	Sarasota	7:05/6:05 p.m.	
Thu.	April 2	Minnesota	Ft. Myers	1:05/12:05 p.m.	
Fri.	April 3	Cleveland	Oklahoma City	6:00/6:00 p.m.	
Sat.	April 4	Houston	Denver	1:05/2:05 p.m.	WMAQ-AM
Sun.	April 5	Houston	Denver	1:05/2:05 p.m.	WGN-TV WMAQ-AM

Dates and times subject to change

(ss) split squad

## Spring Training Chronology

Site	Years	Site	Years
Excelsior Springs, Mo.	1901-02	Winter Haven, Fla.	1924
Mobile, Ala.	1903	Shreveport, La.	1925-28
Marlin Springs, Texas	1904	Dallas, Texas	1929
New Orleans, La.	1905-06	San Antonio, Texas	1930-32
Mexico City, Mexico	1907	Pasadena, Calif.	1933-42
Los Angeles, Calif.	1908	French Lick, Ind.	*1943-44
San Francisco, Calif.	1909-10	Terre Haute, Ind.	*1945
Mineral Wells, Texas	1911	Pasadena, Calif.	1946-50
Waco, Texas	1912	Pasadena/Palm Springs, Calif.	1951
Paso Robles, Calif.	1913-15	Pasadena/El Centro, Calif.	1952
Mineral Wells, Texas	1916-19	El Centro, Calif.	1953
Waco, Texas	1920	Tampa, Fla.	1954-59
Waxahachie, Texas	1921	Sarasota, Fla.	1960-Present
Seguin, Texas	1922-23	*World War II years	

# 1992 REGULAR-SEASON SCHEDULE

## APRIL

Sun	Mon	Tue	Wed	Thu	Fri	Sat
			1	2	3	4
5	6	7 8:00	8 8:35	9 8:58	10 9:23	11 2:00
12 2:00	13 1:35	14	15 7:05	16 7:05	17 7:05	18 6:05
OAK SC SEA WA	21 7:05	22 7:05	23	24 8:35	25 6:05	26 7:05
MIN SC	27	28 8:35	29 NY SC	30 7:05	DET WA DET SC	
DET SC		BOS SC BOS SC	TEX WA			

## JUNE

Sun	Mon	Tue	Wed	Thu	Fri	Sat
	1 7:05	2 7:35	3 7:35	4	5 7:05	6 6:05
	KC SC KC WA	KC SC		OAK SC OAK WA		
7 1:35	8 7:05	9 7:05	10 7:05	11 12:35	12 7:05	13 12:00
OAK SC CAL SC	CAL SC CAL SC	CAL WA MIN WA	MIN SC	14 7:05	15 8:05	16 8:35
17 8:05	18 8:35	19 8:05	20 8:35	21 1:35	22 7:05	23 7:05
24 7:05	25 7:05	26 7:05	27 7:05	28 8:35	29 7:05	30 7:05
DET SC CLE SC	CLE SC CLE SC	CLE SC		NY WA NY SC		
DET SC	28 7:05	29 8:35	30 8:35			
NY WA	CLE WA	CLE SC				

## AUGUST

Sun	Mon	Tue	Wed	Thu	Fri	Sat
					1 6:05	
2 1:35	3 1:00	4 7:05	5 7:05	6 12:35	7 8:35	8 8:05
SEA SC METS SC	MIN SC MIN SC	MIN WA CAL WA	CAL SC	14 7:05	15 6:05	
16 7:05	17 7:05	18 7:05	19 7:05	20 12:35	21 7:05	22 6:05
23 1:35	24 7:05	25 7:05	26 7:05	27 7:05	28 7:35	29 7:35
KC SC TOR SC	TOR SC	TOR SC		TEX WA TEX WA		
30 7:05	31 8:35					
TEX WA TOR SC						

## OCTOBER

Sun	Mon	Tue	Wed	Thu	Fri	Sat
				1 12:15	2 8:55	3 8:05
4 8:35	5	6	7	8	9	10
SEA SC				MIN WA SEA WA	SEA SC	

HOME GAMES ☐ AWAY GAMES ☐

SC - SportsChannel / WGN-TV / ESPN / CBS  
 WMAQ-AM (570) is the flagship station for White Sox radio broadcasts. Select games will be heard live on WLLP-AM (1000). WMAQ-AM (570) offers Spanish-language descriptions of select home contests.

ALL GAME TIMES ARE SUBJECT TO CHANGE

## MAY

Sun	Mon	Tue	Wed	Thu	Fri	Sat
					1 7:05	2 12:05
3 1:35	4 7:05	5 7:05	6 7:05	7 12:35	8 6:35	9 6:00
TEX SC MIL SC	MIL WA BOS SC	BOS SC BOS WA	BAL WA BAL WA			
10 12:35	11	12 7:05	13 7:35	14	15 7:05	16 6:05
BAL SC	MIL SC MIL WA			BAL SC BAL SC		
17 1:35	18 7:05	19 7:05	20 7:05	21	22 7:05	23 6:05
BAL SC KC SC	KC SC KC SC			TOR SC TOR SC		
24 1:35	25 1:00	26 7:35	27 7:35	28 7:35	29 6:35	30 12:35
TOR SC CUBS WA	TEX SC TEX SC	TEX WA TOR WA	TOR SC			
31 12:35						
TOR SC						

## JULY

Sun	Mon	Tue	Wed	Thu	Fri	Sat
			1 8:35	2 7:05	3 7:05	4 6:05
5 1:35	6 8:35	7 8:35	8 8:35	9 8:35	10 8:35	11 12:05
BOS SC BAL SC	BAL WA BAL SC	BOS SC BOS WA	BOS SC	BOS WA BOS SC		
12 12:35	13	14	15	16 7:05	17 7:05	18 6:05
BOS SC	1st Star Game	2nd Star Game		MIL SC MIL SC	MIL SC	
19 1:35	20 7:05	21 7:05	22 12:35	23 7:05	24 7:05	25 7:05
MIL WA BAL SC	BAL SC BAL WA	MIL WA MIL SC	MIL SC	MIL SC		
26 1:35	27	28 8:35	29 8:35	30 12:35	31 7:05	
MIL SC	DET WA DET SC	DET SC DET WA	SEA SC			

## SEPTEMBER

Sun	Mon	Tue	Wed	Thu	Fri	Sat
		1 8:35	2 8:35	3 7:35	4 7:35	5 7:05
6 1:35	7	8 7:05	9 7:05	10 7:05	11 7:05	12 6:05
KC SC	DET SC DET SC	DET WA DET WA	CLE WA CLE SC			
13 1:35	14 8:35	15 8:35	16 8:35	17	18 8:35	19 12:35
CLE SC NY SC	NY SC NY WA	NY SC		CLE WA CLE SC		
20 12:35	21 7:05	22 7:05	23 7:05	24 7:05	25 7:05	26 6:05
CLE SC OAK SC	OAK SC OAK SC	OAK SC	CAL SC CAL SC			
27 1:35	28 7:05	29 7:05	30 7:05			
CAL SC MIN WA	MIN SC MIN SC					





**Can't Beat The Real Thing.**

# M.V.B.

(MOST VALUABLE BEER)



MILLER BREWING COMPANY  
REMINDS YOU TO PLEASE:



Miller Brewing Co., Milwaukee, WI