


CHICAGO WHITE SOX



1995 CHICAGO WHITE SOX MEDIA GUIDE

1 9 9 5
MEDIA GUIDE


Question:

How's a third
base coach
like Carlson
Wagonlit
Travel?

Answer:

Both can
help you
get home.

**Carlson
Wagonlit**
TravelSM





More publications available at:

www.retroseasons.com/library/

CHICAGO WHITE SOX

333 W. 35th Street
Chicago, IL 60616
312-924-1000

Public Relations FAX	312-451-5116
Marketing FAX	312-451-5102
Baseball FAX	312-451-5105
Stadium Operations FAX	312-451-5519

Index

Acquisition History	139	Minor League Statistics	
All-Stars	226	And Standings	239
All-Time Records	193	MINOR LEAGUES	235-314
All-Time Roster	184	Miscellaneous Statistics	160
Attendance	233	MLB Directory	326
Attendance Notes (1994)	170	No-Hitters	221
Award Winners	227	Non-Roster Invitees	126
Baseball Operations	13	Officers	7
BBWAA Awards	230	One-Hitters	222
Broadcasting	316	Opening Day Records	220
Career Batting Leaders	204	OPPONENTS	143-156
Career Fielding	123	Pitcher Milestones	122
Career Pitching Leaders	206	Pitching (1994)	168
Career White Sox	232	Player Milestones	122
Chicago White Sox Charities	5	PLAYERS	27-142
Club Directory	2	Postseason	181
Coaches	225	Postseason Records	181
Comiskey Park Facts	179	RECORDS	192-234
Day-By-Day	164	Retired Numbers	231
Doubleheader Shutouts	223	REVIEW (1994)	157-171
FIELD STAFF	15-26	Roster	140
Fielding (1994)	169	Schedule (1995)	328
Hall Of Famers	232	Scouting Department	236
Highest-Scoring Games	224	Significant Dates	174
HISTORY	173-191	Single-Game Highs	161
Hitting (1994)	166	Single-Game Strikeouts	223
Hotel Accommodations	325	Single-Season Batting Leaders ...	200
Index To Boxes	43	Single-Season Pitching	
Individual Records	198	Leaders	203
League Batting Leaders	214	Spring Training	321
League Pitching Leaders	215	Standings	158
Longest Games	224	Statistics By Position	208
Low-Hit Games	163	Streaks	220
Managers	225	Team Records	194
MEDIA	315-328	Top Homer Seasons	218
Media Directory	322	Top Monthly Performances	217
Media Services	324	White Sox No. 1	
Milestone Victories	227	Draft Selections	246
Minor League Affiliates	237	Year-By-Year Batting Leaders	210
Minor League Players	262	Year-By-Year Pitching Leaders ...	212
Minor League Staff	247	Year-By-Year Results	209

Credits

The 1995 Chicago White Sox Media Guide was produced by the club's public relations department, under the supervision of Doug Abel. Data for the media guide was gathered through April 12. Contact the public relations department at 312-451-5300 for further information.

Editor	Scott Reifert
Desktop Publishing/Graphic Design	Suzanne Reichart
Project Coordinator	Bob Beghtol
Editorial Assistants	Mary Dosek, Sean Deveney, Dan Weisenberg
Photographers	Tom Cruze, Marty Morrow, Bill Smith, Ron Vesely
Printer	Printing Arts/ Litho Tech, Inc.

CLUB DIRECTORY

Board of Directors

Jerry Reinsdorf, Chairman
Eddie Einhorn, Vice Chairman

Fred Brzozowski
Eugene Fanning
Jack Gould
Robert Judelson

Judd Malkin
Robert Mazer
Allan Muchin
Jay Pinsky
Larry Pogolsky

Lee Stern
Sanford Takliff
Burton Ury
Charles Walsh

Officers

Chairman	Jerry Reinsdorf
Vice Chairman	Eddie Einhorn
Executive Vice President	Howard Pizer
Senior Vice President, Major League Operations	Ron Schueler
Senior Vice President, Marketing & Broadcasting	Rob Gallas
Senior Vice President, Baseball	Jack Gould
Vice President, Finance	Tim Buzard
Vice President, Stadium Operations	Terry Savarise
Vice President, Free Agent & Major League Scouting	Larry Monroe
General Counsel	Allan Muchin
Secretary	Gerald Penner

Baseball

Major League

Director of Baseball Operations	Daniel Evans
Special Assistants to Senior VP, Major League Operations	Ed Brinkman, Bart Johnson, Mike Pazik, Dave Yoakum
Traveling Secretary	Glen Rosenbaum
Major League Computer Scouting Analyst	Mike Maziarka
Special Projects Analyst for Baseball Operations	Kim Ng
Secretary to Senior VP, Major League Operations	Nancy Nesnidal
Technical Director	Joe Inzerillo
Video Coordinator	Andrew Pinter

Scouting

Director of Scouting	Duane Shaffer
Assistant to the Director of Scouting	Grace Guerrero Zwit
Player Development/Scouting Administrator	Dan Fabiani

Player Development

Director of Minor League Operations	Steve Noworyta
Director of Minor League Instruction	Jim Snyder
Director of Conditioning	Vern Gambetta
Coordinator of Cultural Development	Sal Artiaga
Minor League Administrator	Judi Miller
Assistant to the Director of Minor League Operations	Tim Ciombor
Receptionist/Secretary	Kelly Nance
Clubhouse & Equipment Manager	Mark Brown

Major League Training Staff

Trainer	Herm Schneider
Assistant Trainer	Mark Anderson
Director of Conditioning	Steve Odgers

Major League Medical Staff

Senior Team Physician	Dr. James Boscardin
Team Physicians	Dr. Hugo Cuadros, Dr. Robert Daley, Dr. Bernard Feldman, Dr. Scott Price
Team Ophthalmologist	Dr. David Orth
Team Podiatrist	Dr. Lowell Scott Weil

Clubhouse Staff

White Sox Clubhouse Manager	Willie Thompson
Visitors' Clubhouse Manager	Gabe Morell
Visitors' Clubhouse Assistant Manager	Joe McNamara Jr.
Umpires' Clubhouse Manager	Vince Fresso

Marketing

Marketing and Broadcasting

Director of Marketing & Broadcasting	Michael Bucek
Director of Sponsorship Sales & Promotions	Bob Grim
Manager of Promotions & Marketing Services	Sharon Sreniawski
Manager of Broadcast Operations & Sales	Jim Muno
Senior Marketing Account Executive	Greg Carney
Marketing Account Executive	John Browne
Manager of Scoreboard Operations & Production	Jeff Szynal
Coordinator of Promotions & Marketing Services	Jo Simmons
Secretary to the Senior VP, Marketing & Broadcasting	Francesca Edgeworth
Administrative Staff	Gail Tucker
Television Broadcasters	Ken Harrelson, Tom Paciorek
Radio Broadcasters	John Rooney, Ed Farmer, Ken Korach
Hispanic Radio Broadcasters	Hector Molina, Chico Carrasquel

Public Relations

Director of Public Relations	Doug Abel
Assistant Director of Public Relations	Scott Reifert
Coordinator of Publications	Suzanne Reichart
Coordinator of Publicity	Bob Beghtol
Administrative Staff	Mary Dosek

Community Relations

Director of Community Relations	Christine Makowski
Coordinator of Community Relations	Catherine Brennan
Community Relations Representatives	Jerry Hairston, Carlos May, Bill Melton, Minnie Miroso, Billy Pierce

Ticket Sales

Director of Ticket Sales	Bob Voight
Manager of Special Sales Programs	Kevin Spudic
Sales Account Executives	Jim Biegalski, Amanda Connelly, Sam Lawson, Greg Mark, Doug Ryan, Tom Sheridan
Administrative Staff	Sheila Devoy, Guillermina Pineda

Administration

Administrative Staff

Director of Management Information Services	Don Brown
Director of Human Resources	Moira Foy
Special Assistant to the Chairman	Ken Williams
Assistant to the Chairman	Anita Fasano
Computer Programmer	Stan Czyzewski
Coordinator of Human Resources	Julie Atherton
Secretary to the Vice Chairman	Glynis Wilkins
Secretary to the Executive Vice President	Lori Palasti
Secretary to the Vice President, Stadium Operations	Lori Roppolo
Administrative Staff	Finney Noffsinger

Accounting

Controller	Bill Waters
Accounting Manager	Julie Knarr
Payroll Manager	Mickey Yunker
Assistant to the Vice President, Finance	Barb Grabowski-Glover
Accounting Assistant	Kathy Bingham
Coordinator of Accounts Receivable	Marcia Augustyne
Coordinator of Accounts Payable	Karen Nunnery
Payroll Assistant/Data Processor	Nancy Trump

Support Services

Director of Purchasing, Construction & Maintenance	Don Esposito
Manager of Purchasing	Mike Spidale
Manager of Central Support Services	Robert Graham
Administrative Staff	Tracy Mobley
Central Support Services Staff	Jerome Peete, Louis Varisce, Robert Wesley

Ticket Office

Director of Ticket Operations	Bob Devoy
Ticket Manager	Ed Cassin
Ticket Office Supervisor	Mike Mazza
Ticket Office Accounting Representative	Ken Wisz
Administrative Staff	Laura Villasenor, Mary Weiss

Park Operations

Director of Park Operations David Schaffer
Director of Guest Services & Diamond Suite Operations Julie Taylor
Assistant Director of Park Operations Dan Polvere
Groundskeeper Roger Bossard
Coordinator of Guest Services & Diamond Suite Operations Martha Black
Receptionist Carol Chambers
Switchboard Operators Felicia Brown, Marianne Demke
Park Operations Staff Joe Alfirevich, Walter Bochenczak, Frank Fresso,
Isaac Golden, Michael Griffin, Larry Harding, James Mitchell, Gabe Morell,
Vince Rizzi, Chris Rodriguez, John Sama, George Szkapiak, Dave Wanda
Bards Room Chef Roy Rivas
Bards Room Staff Bob Bertucci, Victor DeJesus, Nick Diaz, Jesse Faulkner,
Jose Gomez, Ann Harvey, Karen Looney, Judy May,
Roy Rivas Jr., Antonio Rivera, Gene Smith, Gus Valenti
Construction & Maintenance Staff John Calabrese, Ron Graf, Steve Knight,
Mike Ruff, Tom Ruff, Mike Tatro
Organist Nancy Faust
Public Address Announcer Gene Honda

*In Memory of
"Joe Mac"*



Joe McNamara
June 16, 1934 - March 29, 1995
Visitors' Clubhouse Manager

CHICAGO WHITE SOX CHARITIES

Since its creation in 1990, Chicago White Sox Charities has donated nearly \$2 million to benefit cancer research and treatment, youth education and services, and senior citizen programs.

During 1994, Chicago White Sox Charities extended its efforts to bring enjoyment to Chicago's youth with the gift of baseball — to give back to the game — and continued its pursuit of helping nurture the quality of education at many Chicago public schools.

A contribution of \$1 million, the largest single donation in the history of Chicago White Sox Charities, was pledged to the Chicago Park District to help renovate the nearly 800 baseball and softball fields throughout the city. White Sox groundskeeper Roger Bossard serves as consultant on the renovations and conducted training seminars for park staff to ensure proper maintenance as the diamonds are reconstructed.

Because the best way to appreciate something is to experience it, Chicago White Sox Charities co-sponsors a new Inner City Little League, involving more than 200 boys and girls from 15 Chicago Housing Authority communities.

The league, formed in 1993 by the Chicago Police Department's Public Housing Unit, plays its games



Jerry Reinsdorf visits Children's Memorial Medical Center.

"YOUTH SERVICES AND EDUCATION ARE THE MOST IMPORTANT GOALS OF CHICAGO WHITE SOX CHARITIES."

*Jerry Reinsdorf
White Sox Chairman*

on several of the recently renovated Park District fields. As a co-sponsor, Chicago White Sox Charities funds the cost of uniforms, hats, umpires and transportation to and from the games.

Chicago White Sox Charities committed to five Chicago public

schools in 1994 with a three-year \$250,000 pledge to help continue the Direct Instruction (DI) reading program that was initiated in 1993.

Direct Instruction, a phonics-based reading program developed more than 20 years ago at the University of Illinois, has been tested in more than a dozen comparative studies, with DI students consistently outperforming their peers.



Ron Schueler, White Sox senior vice president of major league operations, throws out a ceremonial first pitch on Opening Day for the Inner City Little League, co-sponsored by Chicago White Sox Charities.

“Youth services and education are the most important goals of Chicago White Sox Charities,” said Jerry Reinsdorf, White Sox chairman. “Improving the fields and funding the Little League allows thousands of children the opportunity to enjoy a safe and wonderful activity, away from the sometimes negative city environment. By funding the Direct Instruction program in Chicago schools, we hope to improve the quality of education for children who might otherwise fall through the cracks.”

Some of the other benefactors of Chicago White Sox Charities during 1994 included Special Children’s Charities, Infant Welfare Society, Mercy Home for Boys and Girls and the cancer programs at Children’s Memorial Medical Center and Northwestern Memorial Hospital.

Chicago White Sox Charities raises money by creating distinctive fund-raising events, such as the annual Comiskey Park Garage Sale of White Sox memorabilia and the summer “Picnic in the Park” celebration.



Comiskey Park’s Hall of Fame is one of many fan services which has helped Chicago White Sox Charities raise more than \$2 million since 1990.

Funding also is provided through many fan services, including Behind-the-Scenes Tours of Comiskey Park, admissions from the team’s Hall of Fame exhibit and the fees charged to fans for the purchase of special scoreboard messages.

OFFICERS

JERRY REINSDORF

Chairman



Since heading the limited partnership that purchased the White Sox in January 1981, Jerry Reinsdorf has been increasingly active in the affairs of baseball. He currently is serving a third four-year term on Major League Baseball's prestigious Executive Council. Reinsdorf also served a four-year term as chairman of baseball's Ownership Committee and was a member of the board of directors of the Player Relations Committee, Inc. for seven years. He remains a member of the Ownership Committee and serves as chairman of the Equal Opportunity Committee. Reinsdorf is also a member of the Restructuring and Legislative Affairs committees and was a member of the American League Presidential Search Committee, which named Gene Budig in June 1994.

During Reinsdorf's 14 seasons as chairman of the White Sox, the club has captured American League division titles twice, in 1983 and again in 1993. In 1994, the White Sox led the American League Central when a strike by the Major League Baseball Players Association prematurely ended the season. The White Sox are the only team in Major League Baseball to post winning records in each of the last five seasons.

Reinsdorf expanded his involvement in the professional sports world in February 1985 by purchasing controlling interest in the Chicago Bulls of the National Basketball Association. During his tenure as chairman of the Bulls, the team has brought three consecutive World Championships to Chicago beginning in 1991. In addition to initiating the building of new Comiskey Park, Reinsdorf has spearheaded construction of two major facilities for the Bulls. The United Center, new home for the Bulls and Chicago Blackhawks, opened for the 1994-95 season and the Bulls began using the Berto Center, their state-of-the-art training facility, in 1992.

In December 1987, Reinsdorf completed employment as chairman of the board of a real estate investment firm he co-founded in the early 1970s. Currently, he is a partner in Bojer Financial, Ltd., a land investment company.

Reinsdorf's many contributions to the community have been recognized by such organizations as the Interfaith Organizing Project, the American Academy of Achievement, the Cystic Fibrosis Foundation, the Trial Lawyers Club of Chicago, the Chicago Jewish Sporting Hall of Fame and the National Jewish Sporting Hall of Fame. In addition, he is the recipient of the Chicago Park District's 1990 Chicagoan of the Year Award, the 1992 PUSH Bridgebuilder Award, the National Italian-American Friendship Award and Northwestern University's Award of Merit. Reinsdorf was awarded the Ellis Island Medal of Honor in 1993 for contributing to national identity while preserving the distinct values and heritage of our ancestors. As chairman of the Chicago White Sox, he was instrumental in initiating Chicago White Sox Charities, the newest arm of the baseball organization that raises funds for cancer research, children's and senior programs. Chicago Baseball Cancer Charities has conferred its Hallmark Award to Reinsdorf in recognition of his efforts.

In addition to his sports interests, Reinsdorf is an attorney, a certified public accountant, a specialist in real estate securities, a registered mortgage underwriter and a certified review appraiser. He is a former member of the board of directors of Shearson Lehman Brothers, Inc. and the Northwestern University Law School Alumni Association, and is presently a trustee of Northwestern University and the the Illinois Institute of Technology. He also has served on the boards of numerous other corporations and charities.

Born in Brooklyn, New York on February 25, 1936, Reinsdorf graduated from George Washington University in Washington, D.C. and earned a law degree from Northwestern University. Reinsdorf and his wife, Martyl, have four children: David, Susan, Michael and Jonathan and four grandchildren: Bryan, Melissa, Max and Jennifer.

EDDIE EINHORN

Vice Chairman

Eddie Einhorn begins his fifth year as vice chairman of the White Sox, continuing his involvement with Chairman Jerry Reinsdorf while also devoting time to his sports and television interests. Prior to becoming vice chairman, Einhorn was the club's president and chief operating officer for 10 years.



Einhorn was one of the key architects of The Baseball Network, Major League Baseball's joint broadcasting venture with ABC and NBC. He is a member of Major League Baseball's Schedule Format Committee, the Professional Baseball Association Committee and was named to the three-member Television Committee in September 1992. In 1989, Einhorn was appointed television consultant to the United States Olympic Committee and was responsible for a 200-hour Olympic television package that debuted in 1990. He is also television consultant to the International Skating Union, governing body of all world ice skating, the U.S. Figure Skating Association and the U.S. Gymnastics Federation. Einhorn also serves on the board of directors of the Chicago Bulls.

Recognized as the architect of baseball's first billion dollar-plus television contract, Einhorn was instrumental in negotiating the 1990 deal with CBS-TV and ESPN. Einhorn is also the senior American League representative on the Player Development Negotiating Committee.

Prior to joining law school classmate Jerry Reinsdorf in 1981 to head the limited partnership to purchase the White Sox, Einhorn was the executive producer of the "CBS Sports Spectacular." At CBS, he was responsible for over 200 hours of programming per year and won an Emmy Award for the "The Gossamer Albatross, Flight of Imagination" in 1980. Einhorn was the founder and chairman of TVS Television Network, the leading syndicator of sports programming in the 1970s, which helped give rise to the popularity of college basketball on television.

Einhorn was born on January 3, 1936 in Paterson, New Jersey and holds a bachelor's degree from the University of Pennsylvania. He is a graduate of the Northwestern University School of Law. Einhorn and his wife, Ann, have two children: Jennifer (1/2/72) and Jeffrey (9/26/74).

HOWARD PIZER

Executive Vice President

Howard Pizer has primary responsibility for White Sox business and administrative operations, as well as the club's legal matters. The long-time business associate of Jerry Reinsdorf joined the White Sox in 1981 to handle the club's transition from former owner Bill Veeck to the Reinsdorf-Einhorn group.



Prior to its opening on April 18, 1991, Pizer's primary focus was on the necessary steps to create the new Comiskey Park. He is using this experience in connection with the development and operation of the United Center, the new state-of-the-art facility which opened in time for the 1994-95 Chicago Bulls and Chicago Blackhawks seasons.

Pizer sets organization-wide administrative policies and procedures, established uniformity in corporate-wide computerization and was instrumental in initiating an employee relations program. He is also responsible for the overall relationship between Illinois Sportservice, the White Sox concessionaire, and Levy Restaurants in conjunction with the operation of The Stadium Club and Diamond Suites.

Pizer lends his organizational ability to the boards of directors of Chicago Baseball Cancer Charities and Special Children's Charities, the fund-raising arm of Chicago Special Olympics. He is a member of the board of the Near West Side Development Corp., which is working to spur economic development on Chicago's near west side. Pizer was also instrumental in instituting the White Sox's newest venture, Chicago White Sox Charities, where he serves as vice president and secretary.

Born on October 23, 1941 in Chicago, Illinois, Pizer is a graduate of the University of Wisconsin. He is also a magna cum laude graduate of the Northwestern University School of Law. Pizer and his wife, Sheila, have two children: Jacqueline (4/5/68) and Rachel (4/28/71).

RON SCHUELER

*Senior Vice President,
Major League Operations*



Ron Schueler begins his fifth season as senior vice president of major league operations, making him the sixth ranking American League general manager in terms of tenure. Over the past two seasons, the White Sox won the American League West title, their first in a decade, and recorded the best winning percentage in the American League Central in 1994.

In Schueler's four seasons, the White Sox have posted a .558 winning percentage (334-265), including a 67-46 record in last year's strike-shortened season. Schueler brings 15 years of off-field baseball experience and an additional 13 years of playing service to the White Sox. In the four years prior to joining the Sox, Schueler served as special assistant to Sandy Alderson, the Oakland Athletics' vice president of baseball operations, where he was responsible for evaluating both professional and amateur baseball talent.

A former major-league pitcher, Schueler has watched top pitching prospects like Wilson Alvarez, Jason Bere and Alex Fernandez mature into a staff that has led the American League in ERA in each of the past two seasons. Schueler has also been responsible for acquiring veterans Jim Abbott (1995), Ellis Burks (1993), Mike Devereaux (1995), Julio Franco (1994), Charlie Hough (1991-92), Darrin Jackson (1994), Dave Martinez (1995), Kirk McCaskill (1992-present), Tim Lincecum (1991-present) and Chris Sabo (1995) as either short-term or long-term contributors.

During his first season, the White Sox drew nearly 3 million fans to brand-new Comiskey Park as the club recorded its second straight runner-up finish in the American League West with an 87-75 mark. Prior to his second season, Schueler hired Gene Lamont as manager on November 26, 1991. The Sox went on to finish third in the American League West in Lamont's first season and were 10 games over .500 at 86-76. In 1993, the Sox captured their first division title since 1983 with a 94-68 record.

The 6-4 right-hander compiled a 40-48 record in eight major-league seasons with Atlanta (1972-73), Philadelphia (1974-76), Minnesota (1977) and the White Sox (1978-79), after being selected by Atlanta in the third round (secondary phase) of the January 1967 free agent draft.

He ended his playing career with the White Sox in June 1979 and was hired as pitching coach (1979-81) by Sox manager Don Kessinger to replace Fred Martin. Schueler joined the Oakland staff and served as pitching coach from 1982-84. He held the same duties for the Pittsburgh Pirates in 1986 before to joining the A's front office.

Schueler was born on April 18, 1948 in Hays, Kansas. A graduate of Hays High School, he attended Fort Hays State College prior to being drafted. Schueler has two children: Kacey (7/21/73), who plays basketball at the University of Illinois-Chicago, and Carey (4/25/75), who plays basketball at DePaul University.

ROB GALLAS

Senior Vice President, Marketing & Broadcasting

Rob Gallas joined the White Sox in September 1989 at a pivotal point in the club's 80-year history. He was given the dual challenge of closing old Comiskey Park while generating excitement for the club's new home across the street.



Gallas has drawn on his customer-oriented background and genuine love of baseball in creating and developing marketing and promotional programs for the White Sox. From the nostalgic "Turn Back the Clock" promotion and historic montage display of the 80-year Comiskey Park history during the final 1990 season, to creating a Hall of Fame and offering tributes to women in baseball and members of the former Negro Leagues, Sox marketing efforts have focused on reminding old and new fans of the treasures of baseball.

The White Sox logo and uniforms, unveiled at the end of the 1990 season, have moved the Sox to the top of Major League Baseball in merchandise sales in each of the last four years. At the same time, a strong effort is being made to keep fans in touch with players through events like SoxFest, White Sox Day at Taste of Chicago and the winter caravan tour, while "giving back" to the Chicago metropolitan area through Chicago White Sox Charities and the Sox community relations efforts.

Since Gallas joined the White Sox, the club has broken all-time attendance records. The Sox have attracted 9,893,799 fans since opening Comiskey Park in 1991, just short of 10 million. In recognition of the marketing department's effort, Gallas was one of only three sports executives selected by *Advertising Age* magazine for its 1992 "Marketing 100" list, which honored programs that "stand for the very best in brand building."

Gallas began his career as a news and sportswriter with newspapers in the Midwest, including a stint from 1976 to 1983 as the White Sox beat writer for the Chicago suburban Daily Herald newspaper chain. He received the Jacob Scher award for investigative reporting in 1975 and in 1980 captured UPI's Illinois Newspapers Best Sportswriting Award. In 1981, he became the first non-Chicago writer to become chairman of the Chicago Chapter of the Baseball Writers Association of America. Before joining the White Sox, he held the position of group manager of marketing communications and services for a division of Baxter Healthcare Corporation.

Gallas was born in Chicago, Illinois on January 4, 1951 and grew up in Michigan City, Indiana. A 1973 graduate of the University of Evansville (Indiana), Gallas and his wife, Sharon, have two children: Christopher (3/8/71), who is director of marketing and media relations for the Class A Hickory Crawdads, and Jennifer (2/4/74), a student at Indiana University. The Gallas family resides in Palatine, Illinois.

JACK GOULD

Senior Vice President, Baseball

Jack Gould joined the White Sox as an investor in 1975 during Bill Veeck's second tenure with the club. He assumed his current role as senior vice president of baseball in 1981 with the Reinsdorf-Einhorn ownership group. Gould is one of four original members of the Sox board of directors remaining on the board.



Under Gould's direction, the White Sox began computerizing the gathering of statistical data during the 1981 season, bringing the club into the forefront of the industry by making baseball decisions based on computer-generated data. He also has overseen the research involved in preparing for potential arbitration cases.

As a bomber pilot for the U.S. Army Air Force during World War II, Gould flew on 35 combat missions in Europe and received several decorations, including the distinguished Flying Cross. Lieutenant colonel and actor Jimmy Stewart was second in command of Gould's wing. After leaving the military, Gould ran his own mortgage banking firm for 25 years. He is an advocate of youth baseball and served in various administrative capacities for Colt League Baseball in the northern suburbs of Chicago, including coaching duties.

Gould was born in Chicago, Illinois and is a graduate of Chicago's Von Steuben High School and the University of Illinois, where he received a bachelor's degree in accounting. He and his wife, Nancy, have a son Larry (7/24/57).

TIM BUZARD

Vice President, Finance

As vice president of finance for the White Sox, Tim Buzard is directly responsible for the club's accounting, ticket office, human resources and data processing departments. After assuming this position in 1985, he initiated new cash management and comprehensive risk management systems, which reduced risk exposures and costs for the franchise.



Buzard spent much of the 1993 season working as a member of Major League Baseball's Chief Financial Officers' Committee studying revenue sharing. He has overseen a ticket office customer service campaign and a new human resources department with the White Sox, including the implementation of a flexible benefits and 401(k) program.

Prior to his promotion to vice president of finance, Buzard served as controller for five years. Upon his arrival in 1981, his top priority was developing a detailed budget and long-term accounting plan. He initiated the automation of the accounting department and assisted in an organization-wide computerization project.

Buzard holds an accounting degree from the University of Illinois and became a certified public accountant in 1981. He served as a senior accountant for Ernst & Whinney for three years prior to joining the Sox.

Buzard was born on September 13, 1955 in Evanston, Illinois. A 1978 graduate of the University of Illinois, Buzard and his wife, Sandra, have two children: Jacqueline (11/11/84) and Kevin (3/21/89). The Buzard family resides in Highland Park, Illinois.

TERRY SAVARISE

*Vice President,
Stadium Operations*



As vice president of stadium operations, Terry Savarise is directly responsible for all aspects of the operation of the ballpark, including the over 2,000 employees that staff Comiskey Park on game days. He was also responsible for the planning and construction of new Comiskey Park. Savarise handled the layout and design of all aspects of the ballpark, including the state-of-the-art features in the Diamond Suites, The Stadium Club, press box and clubhouses.

Entering his 14th season with the White Sox, Savarise also serves as senior vice president of stadium operations for the United Center, the multipurpose arena that serves as the new home of the Chicago Bulls and Chicago Blackhawks. Savarise handled all design and construction aspects of the state-of-the-art multipurpose arena. Savarise also worked closely with the city of Sarasota, Florida in the design and construction of Ed Smith Stadium and Sports Complex, which opened as the club's spring training and minor-league headquarters in February 1989. In addition, he provided assistance in the development of the new L.P. Frans Stadium, home of the White Sox's Class A affiliate in Hickory, North Carolina.

Prior to joining the White Sox, Savarise served an internship with the Cleveland Cavaliers of the National Basketball Association in their All-Star Game season of 1980-81. He is an active member of the Stadium Managers' Association, Arena Managers' Association and the International Association of Auditorium Managers.

Savarise was born on November 20, 1959 and was raised in Ashtabula, Ohio. He is a 1981 graduate of Ohio University with bachelor's degrees in accounting and business law, followed by a master's degree in sports administration later that year. Savarise and his wife, Tara, have two children: Katie (9/10/88) and Jonathan (7/8/93).

LARRY MONROE

*Vice President, Free Agent
& Major League Scouting*



Larry Monroe, vice president of scouting and minor league operations since November 1990, acquired new duties as vice president of free agent and major league scouting on October 10, 1994. A former right-handed pitcher for the Chicago White Sox, Monroe brings 20 years of experience in the White Sox organization as a player, scout, minor-league instructor and coach. He served as both a special assistant to the general manager and major-league scout before taking over vice president duties.

Monroe will enhance the Sox's scouting efforts during the season and his experience will allow him to assist Ron Schueler, senior vice president of major league operations, in evaluating potential player moves.

A graduate of Forest View High School in Arlington Heights, Illinois, Monroe received all-conference baseball honors three times and all-area baseball honors twice. He was the White Sox's No. 1 selection in the June 1974 free agent draft and made his major-league debut with the White Sox on August 23, 1976 in Detroit, where he pitched two scoreless, hitless innings.

Monroe was born on June 20, 1956 in Detroit, Michigan. He has three children: Taylor (10/14/83), Allison (3/13/85) and Grant (9/29/88).

BASEBALL OPERATIONS

Ed Brinkman

Special
Assistant to
Ron Schueler



Bart Johnson

Special
Assistant to
Ron Schueler



Mike Pazik

Special
Assistant to
Ron Schueler



Dave Yoakum

Special
Assistant to
Ron Schueler



Daniel Evans

Director,
Baseball
Operations



Steve Noworyta

Director,
Minor League
Operations



Mike Maziarka

Major League
Computer
Scouting
Analyst



Kim Ng

Special Projects
Analyst






**KODAK.
OFFICIAL FILM
OF THE
CHICAGO
WHITE SOX.**



FIELD STAFF

FIELD STAFF



Gene Lamont is 247-190 (.565) with the White Sox, the best winning percentage among American League managers over the past three years.

**GENE
LAMONT****33**

Given Name: Gene William Lamont
Position: Manager
Batted: Left **Threw:** Right
Height: 6-1 **Weight:** 195
Opening Day Age: 48
Born: December 25, 1946, Rockford, Ill.
Resides: Sarasota, Fla.
First Pro Contract: Detroit Tigers, 1965.
Sox Acquisition: Hired as manager, November 26, 1991,
succeeding Jeff Torborg.

Major League Managerial/Coaching Career: Begins his fourth season as White Sox manager after leading the Sox to the American League West division title in 1993 and a first-place finish in the AL Central during the strike-shortened 1994 season ... no other Sox manager has led two teams to first-place finishes ... three-year record with the White Sox is 247-190 (.565), the best winning percentage among AL managers since 1992 ... Lamont's winning percentage is tied with Marty Marion for fourth overall in franchise history and is the best winning percentage by a Sox manager in the past 75 years (Al Lopez is at .562) ... needs three wins for 250, tying Jeff Torborg for 10th on the club's all-time victory list ... the Sox were 67-46 and owned a 1.0-game lead over Cleveland when the 1994 season ended abruptly on 8/12 because of a strike by the Major League Baseball Players Association ... he finished third in AL Manager of the Year balloting behind New York's Buck Showalter and Cleveland's Mike Hargrove ... was named AL Manager of the Year by the Baseball Writers Association of America in 1993 when he led the Sox to their first division title since 1983 with a 94-68 record ... the White Sox went 49-27 (.645) to post the best record in the AL after the All-Star Break in 1993 ... under Lamont, the Sox have gone 107-72 (.598) in the second half of the season from 1992-94 ... he guided Sox to an 86-76 record in initial season ... 86 victories were the most by a Sox manager in his first season since Bob Lemon's 1977 team won 90 ... served as the third base coach for the Pittsburgh Pirates from 1986-1991 ... was named to that post on November 21, 1985, one day after Jim Leyland was appointed manager ... took part in 1990 and 1991 National League Championship Series with Pittsburgh ... responsible for setting up the Pirates' defensive alignments, relaying offensive signs and running infield practice prior to each game ... spent eight seasons as a manager in the Kansas City Royals' farm system after retiring as a player in 1977 ... began his managerial career with Class A Ft. Myers in 1978, leading the club to a playoff berth ... following two seasons at Ft. Myers, managed at Class AA Jacksonville ... was named Southern League Manager of the Year in 1982 and his clubs advanced to the playoffs in two of four seasons ... spent 1984 and 1985 at Class AAA Omaha ... his teams advanced to the playoffs in three of eight seasons and 10 players on Kansas City's 1985 World Champion club played for Lamont in the Royals' system.

American League Manager Of The Year

Year	Manager, Club
1983	Tony La Russa, SOX
1984	Sparky Anderson, DET
1985	Bobby Cox, TOR
1986	John McNamara, BOS
1987	Sparky Anderson, DET
1988	Tony La Russa, OAK
1989	Frank Robinson, BAL
1990	Jeff Torborg, SOX
1991	Tom Kelly, MIN
1992	Tony La Russa, OAK
1993	Gene Lamont, SOX
1994	Buck Showalter, NY

Playing Career: Was Detroit's first-round selection in the June 1965 free agent draft (13th selection overall) ... drafted ahead of Hall-of-Famer Johnny Bench (second round) ... homered in his first major-league at-bat on 9/2/70 off Boston's Cal Koonce ... spent entire 1974 season and parts of four other years with Detroit ... posted a .233 career average as a catcher with four home runs in 87 major-league contests... was a Southern League All-Star with 1972.

Miscellaneous/Personal: Married Melody Birdsong ... has two children: Melissa (8/26/82) and Wade (6/25/84) ... coached his son's fall youth league baseball team in Sarasota, Fla. during the strike ... graduated from Hiawatha High School in Kirkland, Ill. where he was a three-sport letterman (baseball, basketball and football) ... was an all-state performer in basketball his senior year ... attended Northern Illinois University in DeKalb, Ill. and Western Illinois University in Macomb, Ill. ... enjoys golf and fishing.

Managerial Career

YEAR	CLUB	LEAGUE	CLASS	W-L	POS.	REMARKS
1978	Fl. Myers	Florida State*	A	38-30 33-36	First Fifth	
1979	Fl. Myers	Florida State	A	38-32 31-37	Third Fourth	
1980	Jacksonville	Southern	AA	31-40 32-41	Fourth Fifth	
1981	Jacksonville	Southern	AA	34-36 31-41	Fourth Fourth	
1982	Jacksonville	Southern#	AA	41-31 42-30	First First	Manager of the Year
1983	Jacksonville	Southern@	AA	36-36 41-32	Second First	
1984	Omaha	American Assoc.	AAA	68-86	Eighth	
1985	Omaha	American Assoc.	AAA	73-69	Third	
1992	WHITE SOX	American League	Major	86-76	Third	
1993	WHITE SOX	American League **	Major	94-68	First	Manager of the Year
1994	WHITE SOX	American League	Major	67-46	First	
MINOR LEAGUE TOTALS				569-577		
MAJOR LEAGUE TOTALS				247-190		

* Lost to Miami in one-game playoff for Southern Division Championship.

Defeated Columbus, three games to one, for Eastern Division Championship. Lost to Nashville, three games to one, in league championship series.

@ Defeated Savannah, three games to one, for Eastern Division Championship. Lost to Birmingham, three games to one, in league championship series.

** Lost to Toronto, four games to two, in the American League Championship Series.

Coaching Career

YEAR	CLUB
1986-91	Third Base Coach, Pittsburgh Pirates

Playing Career

YEAR	CLUB	AVG	G	AB	R	H	TB	2B	3B	HR	RBI	SH	SF	HB	BB	SO	SB	CS	E
1965	Syracuse	.111	5	9	1	1	4	0	0	1	1	0	0	1	0	6	0	0	0
	Daytona Beach	.231	38	104	9	24	34	5	1	1	16	0	1	4	13	33	1	1	3
1966	Statesville	.197	45	137	14	27	44	4	2	3	19	1	1	2	21	48	1	0	8
	Rocky Mount	.255	36	102	9	26	38	4	1	2	9	0	0	1	16	23	0	0	5
1967	Rocky Mount	.143	19	56	4	8	13	2	0	1	5	0	1	0	8	8	0	0	1
1968	Rocky Mount	.250	101	304	36	76	98	10	0	4	39	1	1	1	24	60	1	1	7
1969	Montgomery	.235	86	268	24	63	89	15	1	3	29	2	3	3	32	37	0	0	9
1970	Toledo	.265	74	230	27	61	84	9	1	4	32	0	3	1	19	46	1	0	3
	DETROIT	.295	15	44	3	13	21	3	1	1	4	1	0	1	2	9	0	0	0
1971	Toledo	.228	63	180	17	41	66	8	1	5	19	0	2	1	19	29	0	2	9
	DETROIT	.067	7	15	2	1	1	0	0	0	1	0	0	0	0	5	0	0	2
1972	Montgomery	.273	119	385	47	105	144	19	1	6	51	6	4	5	64	72	1	1	12
	DETROIT	.000	1	0	0	0	0	0	0	0	0	0	0	0	0	0	0	0	0
1973	Richmond	.251	101	275	29	69	88	11	1	2	25	4	3	1	41	64	0	0	3
1974	DETROIT	.217	60	92	9	20	33	4	0	3	8	1	0	0	7	19	0	0	6
1975	DETROIT	.375	4	8	1	3	4	1	0	0	1	2	1	0	0	2	1	1	1
	Evansville	.308	49	130	15	40	58	9	0	3	20	1	1	0	20	20	1	0	4
1976	Evansville	.234	96	269	23	63	91	13	0	5	25	1	5	2	36	47	2	1	7
1977	Evansville	.400	3	5	0	2	3	1	0	0	0	0	0	0	1	1	0	0	0
MINOR TOTALS		.247	835	2454	255	606	854	110	9	40	290	16	25	22	314	495	8	6	71
A.L. TOTALS		.233	87	159	15	37	59	8	1	4	14	4	1	1	9	35	1	1	9
M.L. TOTALS		.233	87	159	15	37	59	8	1	4	14	4	1	1	9	35	1	1	9

Lamont's Record vs. American League Clubs (1992-1994)

Detroit	25-11	.694	New York	16-14	.533
Cleveland	23-13	.639	Oakland	18-17	.514
Milwaukee	23-13	.639	Boston	15-15	.500
Minnesota	20-12	.625	Texas	17-18	.486
Seattle	22-14	.611	Toronto	13-16	.448
Baltimore	18-12	.600	Kansas City	16-20	.444
California	21-15	.583	Totals	247-190	.565

TERRY BEVINGTON 18



Given Name: Terry Paul Bevington
Position: Third Base Coach
Batted: Right **Threw:** Right
Height: 6-2 **Weight:** 190
Opening Day Age: 38
Born: July 27, 1956, Akron, Ohio
Resides: Santa Monica, Calif.
First Pro Contract: New York Yankees, 1974.
Sox Acquisition: Hired as minor league manager,
 October 10, 1987.

Coaching Career: Enters his seventh season as a White Sox coach and his sixth as third base coach ... won division titles in five of his eight seasons as a minor-league manager and compiled a 611-492 (.554) career mark ... managed the White Sox's Class AAA Vancouver affiliate to the Pacific Coast League Northern Division title in both halves of 1988 ... coached in the Brewers' organization for seven years before joining the White Sox in 1988 ... managed Class AAA Denver of the American Association and claimed a divisional title in 1987 ... took Vancouver to first-place finishes in both halves in 1986 ... won both halves of the California League at Class A Stockton in 1983 ... began his managerial career at Class A Burlington of the Midwest League in 1981.

Playing Career: Began professional playing career as a catcher in the Yankees' organization in 1974 ... was selected in the fourth round of the June 1974 free agent draft ... named to New York-Penn League All-Star Team his second pro season (1975) ... played for two more years in the Yankee organization and retired following the 1980 season.

Miscellaneous/Personal: Married Cyndi Lochard ... has one child: Cortney Taylor (3/4/93) ... brother Zach was an umpire in the Pacific Coast League ... attended Santa Monica (Calif.) High School.

Managerial Career

YEAR	CLUB	LEAGUE	CLASS	W-L	POS.
1981	Burlington	Midwest	A	21-45 33-36	Third Second
1982	Beloit	Midwest	A	71-68	Second
1983	Stockton	California	A	44-24 35-35	First Third
1984	El Paso	Texas	AA	37-30 35-33	Second Second
1985	El Paso	Texas	AA	39-29 47-21	First First
1986	Vancouver	Pacific Coast	AAA	42-24 43-29	First First
1987	Denver	American Assoc.	AAA	79-61	First
1988	Vancouver	Pacific Coast	AAA	42-29 43-28	First First

MINOR LEAGUE TOTALS

611-492

Coaching Career

YEAR	CLUB
1989	First Base Coach, Chicago White Sox
1990-94	Third Base Coach, Chicago White Sox

Playing Career

YEAR	CLUB	AVG	G	AB	R	H	TB	2B	3B	HR	RBI	SH	SF	HB	BB	SO	SB	CS	E
1974	Johnson City	.198	63	222	33	44	60	10	0	2	30	1	4	2	34	26	2	1	9
1975	Oneonta	.264	60	193	24	51	70	11	1	2	23	0	1	3	25	19	3	0	8
1976	Oneonta	.000	2	3	0	0	0	0	0	0	0	0	0	0	0	1	0	0	0
1977	Ft. Lauderdale	.217	23	60	7	13	17	1	0	1	8	1	1	1	5	7	0	0	1
1978	Burlington	.240	63	179	22	43	69	14	0	4	23	0	3	2	22	31	8	2	8
1979	Holyoke	.252	85	214	26	54	78	12	0	4	21	3	2	3	31	31	8	7	11
1980	Burlington	.265	39	117	14	31	44	7	0	2	11	0	0	3	13	9	11	4	9
	Vancouver	.337	33	86	13	29	37	5	0	1	8	2	0	0	14	7	6	4	4
MINOR TOTALS		.247	368	1074	139	265	375	60	1	16	124	7	11	14	144	131	38	18	50

JACKIE BROWN

41



FIELD STAFF

Given Name: Jackie Gene Brown
Position: Pitching Coach
Batted: Right **Threw:** Right
Height: 6-1 **Weight:** 190
Opening Day Age: 51
Born: May 31, 1943, Holdenville, Okla.
Resides: Holdenville, Okla.
First Pro Contract: Philadelphia Phillies, 1962.
Sox Acquisition: Hired as pitching coach,
December 4, 1991.

Coaching Career: Begins his fourth season as White Sox pitching coach ... the Sox pitching staff has led the American League in ERA in each of the last two seasons, the first Sox team to top the AL in successive seasons since 1966-67 ... the Oakland A's (1987-1989) were the last AL team to accomplish the feat ... has spent 13 seasons as a full-time pitching coach, including four with the Texas Rangers (1979-82) ... served as pitching coach for the Pittsburgh Pirates' Class AAA affiliates from 1986-91 ... coached at Hawaii in 1986, Vancouver in 1987 and Buffalo from 1988-91 ... under his direction, clubs led Class AAA baseball in ERA in each of his last two seasons and in four of his last six ... while at Buffalo, handled staffs featuring pitchers who ranged in age from 23 to 41 ... had four pitchers named to *Baseball America's* postseason All-Star teams: Bob Patterson (Hawaii, 1986), Vincente Palacios (Vancouver, 1987), Dorn Taylor (Buffalo, 1990) and Rick Reed (Buffalo, 1991) ... in addition to Patterson and Palacios, Brown coached future major league starters Dave Johnson, Mike Bielecki, Mike Dunne and Randy Tomlin, and relievers Barry Jones, Bob Kipper, Bill Landrum, Stan Belinda, Rosario Rodriguez and Roger Mason at the Class AAA level ... began his coaching career with Texas as a player/pitching coach for Rangers' Class AAA Tucson team in 1978 ... was named pitching coach with Texas in 1979 and his Rangers teams led the AL in saves in 1979, strikeouts in 1980 and shutouts in 1981.

Playing Career: Pitched professionally for 17 seasons ... spent parts of seven seasons in the majors ... pitched for Washington (1970-71), Texas (1973-75), Cleveland (1975-76) and Montreal (1977) ... originally signed by Philadelphia in 1962 ... reached the majors with Washington in his ninth professional season ... best season was 1974 when he was 13-12 with a 3.57 ERA ... was traded with Jim Bibby, Rick Waits and an estimated \$100,000 to Cleveland for Gaylord Perry on 6/12/75 ... was traded to Montreal for Andre Thornton on 12/10/76.

Miscellaneous/Personal: Married Jan Ramsey ... has three children: Brandon (9/8/70), Tamn (6/18/73) and Jade (10/2/78) ... a catcher in high school, became a pitcher in a local amateur game ... was drafted as a catcher/pitcher ... brother of former major-league pitcher Paul Brown ... hobbies include golf, horses, fishing and hunting ... was born and still resides in Holdenville, Okla. ... left baseball from 1983-85 to work in the oil drilling business in Oklahoma.

Coaching Career

YEAR	CLUB
1978	Pitching Coach, Tucson, Pacific Coast League (Rangers)
1979-82	Pitching Coach, Texas Rangers
1986	Pitching Coach, Hawaii, Pacific Coast League (Pirates)
1987	Pitching Coach, Vancouver, Pacific Coast League (Pirates)
1988-91	Pitching Coach, Buffalo, American Association (Pirates)
1992-94	Pitching Coach, Chicago White Sox

Special Thanks

The Chicago White Sox Public Relations Department would like to thank Daniel Evans, Nancy Nesnidal, Grace Guerrero Zwit and Dan Fabian of baseball operations, as well as Steve Noworyta, Tim Ciombor and Judi Miller of minor league operations, for providing information used in the 1995 Chicago White Sox Media Guide.

Playing Career

YEAR	CLUB	W-L	PCT	ERA	G	GS	CG	SHO	SV	IP	H	R	ER	HR	HB	BB-I	SO	WP	BK
1962	Miami	0-1	.000	5.30	7	0	0	0	0	10.0	13	10	7	0	0	8-1	12	1	0
1963	Spartanburg	5-10	.333	4.63	19	18	2	0	0	101.0	109	66	62	1	5	47-6	100	7	0
1964	Bakersfield	1-1	.500	6.58	6	5	1	1	0	26.0	33	23	19	1	0	13-0	17	3	0
	Miami	8-10	.444	2.01	23	20	9	3	0	152.0	118	55	34	1	2	61-4	124	8	1
1965	Bakersfield	15-11	.577	3.66	33	32	15	1	0	236.0	220	117	96	18	8	110-2	214	18	0
1966	Macon	3-5	.375	4.83	24	14	2	1	0	95.0	87	60	51	11	1	63-3	91	16	—
1967	Tidewater	5-5	.500	3.82	17	10	5	3	0	73.0	62	33	31	4	1	26-0	53	4	0
1968	Tide-Burlington	2-4	.333	3.98	24	5	1	1	0	61.0	55	34	27	3	3	34-2	79	8	0
	Savannah	3-1	.750	3.43	5	3	0	0	0	21.0	19	11	8	1	0	8-0	19	0	0
1969	Savannah	9-7	.563	2.60	24	18	10	3	0	142.0	119	50	41	4	8	70-9	103	12	1
1970	Denver	6-1	.857	2.54	12	9	3	1	0	71.0	60	24	20	5	0	27-2	56	4	0
	WASHINGTON	2-2	.500	3.95	24	5	1	0	0	57.0	49	28	25	8	0	37-1	47	5	0
1971	Denver	6-4	.600	3.96	14	14	5	0	0	91.0	90	47	40	5	4	40-1	85	6	1
	WASHINGTON	3-4	.429	5.94	14	9	0	0	0	47.0	60	34	31	9	1	27-2	21	3	0
1972	Denver	6-17	.261	5.51	32	27	6	0	0	165.0	212	120	101	14	3	60-1	128	5	0
1973	Spokane	10-1	.909	2.34	19	9	5	1	3	98.0	76	28	25	7	0	44-1	64	3	0
	TEXAS	5-5	.500	3.90	25	3	2	1	2	67.0	82	31	29	7	2	25-0	45	1	0
1974	TEXAS	13-12	.520	3.57	35	26	9	2	0	217.0	219	97	86	13	4	74-4	134	6	1
1975	TEXAS	5-5	.500	4.22	17	7	2	1	0	70.1	70	37	33	7	2	35-2	35	4	0
	CLEVELAND	1-2	.333	4.28	25	3	1	0	1	69.1	72	40	33	9	0	29-6	41	2	0
1976	CLEVELAND	9-11	.450	4.25	32	27	5	2	0	180.0	193	94	85	14	7	55-4	104	5	0
1977	MONTREAL	9-12	.429	4.50	42	25	6	2	0	186.0	189	99	93	15	4	71-5	89	2	0
1978	Tucson	12-10	.545	5.10	29	28	13	2	0	203.0	256	140	115	11	9	74-3	103	13	1
MINOR TOTALS		91-88	.508	3.94	274	212	77	17	3	1543.0	1545	818	677	86	44	685-35	1268	108	4
A.L. TOTALS		38-41	.481	4.10	172	80	20	6	3	707.2	745	361	322	67	16	282-19	427	26	1
N.L. TOTALS		9-12	.429	4.50	42	25	6	2	0	186.0	189	99	93	15	4	71-5	89	2	0
M.L. TOTALS		47-53	.470	4.18	214	105	26	8	3	893.2	934	460	415	82	20	353-24	516	28	1

WALT HRINIAK

6

**Given Name:** Walter John Hrinak**Position:** Hitting Coordinator**Batted:** Left**Threw:** Right**Height:** 5-11**Weight:** 178**Opening Day Age:** 51**Born:** May 22, 1943, Natick, Mass.**Resides:** North Andover, Mass.**First Pro Contract:** Milwaukee Braves, 1961.**Sox Acquisition:** Hired as hitting coach, October 23, 1988.

Coaching Career: Enters his seventh season as White Sox hitting coordinator and 11th as a major-league hitting coach ... the 1994 White Sox batted .287, third-highest total in the majors behind the New York Yankees and Cleveland (both at .290) ... the Sox improved their team batting average by 22 points from 1993 to 1994, the fifth-largest increase in franchise history ... his clubs have led the majors in batting average three times and have ranked among the top three in six of 10 seasons ... after being named to his post with the White Sox in the fall of 1988, the disciple of former Sox hitting guru Charlie Lau (1982-83) has established a regimented work ethic among Sox hitters ... spent previous 12 seasons as bullpen coach and hitting instructor for the Red Sox (1977-88) ... long-time pupils included five-time American League batting champ Wade Boggs and sluggers Jim Rice and Dwight Evans ... also served as first base coach and bullpen coach for the Red Sox ... coached and managed in the Montreal organization from 1972-76.

Playing Career: Spent parts of two seasons in the major leagues ... played nine games as catcher for the Braves in 1968, batting .346 ... split 1969 campaign between Atlanta and San Diego, appearing in 25 games ... professional career spanned 10 years.

Miscellaneous/Personal: Married Karen Cogan ... has one child: Jill (2/11/77) ... runs popular winter hitting school ... was an all-scholastic shortstop, football quarterback and hockey center at Natick (Mass.) High School.

Managerial Career

YEAR	CLUB	LEAGUE	CLASS	W-L	POS.
1972	Jamestown	New York-Penn	A	42-28	Third
1973	Jamestown	New York-Penn	A	41-28	Third
1976	Lethbridge	Pioneer	A	30-42	Fourth
MINOR LEAGUE TOTALS				113-98	

Coaching Career

YEAR	CLUB
1972	Coach, Quebec, Eastern League (Expos)
1974-75	First Base Coach, Montreal Expos
1976	Coach, Denver, American Association (Expos)
1977-84	Bullpen Coach, Boston Red Sox
1985-88	Hitting Instructor, Boston Red Sox
1989-94	Hitting Coordinator, Chicago White Sox

Playing Career

YEAR	CLUB	AVG	G	AB	R	H	TB	2B	3B	HR	RBI	SH	SF	HB	BB	SO	SB	CS	E
1961	Eau Claire	.311	76	267	35	83	105	14	1	2	50	0	3	4	38	35	4	—	22
1962	Yakima	.300	139	444	64	133	174	21	7	2	54	1	3	2	54	56	2	5	30
1963	Austin	.265	117	370	47	98	126	11	4	3	45	1	4	2	51	50	3	1	17
1964	Austin	.234	52	175	19	41	48	5	1	0	11	1	2	0	20	24	0	0	3
1965	Austin	.107	10	28	5	3	4	1	0	0	0	0	0	0	4	2	0	0	0
	Yakima	.256	116	390	60	100	155	17	4	10	57	4	3	5	75	56	4	2	30
1966	Austin	.235	134	455	48	107	129	16	3	0	38	10	0	7	53	59	2	4	—
1967	Austin	.270	83	282	50	76	117	11	3	8	40	3	3	6	48	50	1	1	12
	Richmond	.275	24	40	4	11	14	1	1	0	7	0	0	3	6	4	0	0	2
1968	Shreveport	.313	107	345	40	108	139	11	1	6	47	3	2	5	44	43	4	8	2
	ATLANTA	.346	9	26	0	9	9	0	0	0	3	0	0	0	0	3	0	0	2
1969	ATLANTA	.143	7	7	0	1	1	0	0	0	0	0	0	2	1	0	0	0	0
	SAN DIEGO	.227	31	66	4	15	15	0	0	0	1	0	0	2	9	12	0	0	2
1970	Salt Lake City	.246	121	410	49	101	136	21	4	2	36	3	4	1	66	64	3	3	19
MINOR TOTALS		.269	979	3206	421	861	1147	129	29	33	385	26	24	35	459	443	23	24	137
N.L. TOTALS		.253	47	99	4	25	25	0	0	0	4	0	0	4	10	15	0	0	4
M.L. TOTALS		.253	47	99	4	25	25	0	0	0	4	0	0	4	10	15	0	0	4

DOUG MANSOLINO 27

Given Name: Doug Mansolino

Position: First Base Coach

Batted: Right

Threw: Right

Height: 5-10

Weight: 155

Opening Day Age: 38

Born: September 20, 1956, Plainfield, N.J.

Resides: Clovis, Calif.

Sox Acquisition: Hired in 1988 as director of instruction and camp coordinator.



Coaching Career: Begins his eighth year in the White Sox organization and fourth as first base coach at the major-league level ... served as the organization's defensive coordinator in 1991 ... Robin Ventura, a three-time Rawlings Gold Glove® winner, credits Mansolino with improving his defense while the two were at Class AA Birmingham ... joined the Sox in 1988 as director of instruction and camp coordinator ... named infield/baserunning instructor and camp coordinator for the San Francisco Giants in 1987 ... served as coach for the Giants' Class AAA affiliate in Phoenix for two seasons (1984-85).

Miscellaneous/Personal: Married Cindy Berrer ... has three children: Nick (2/24/80), Tony (9/28/82) and Ariana (7/30/91) ... received bachelor's degree from California State University at Long Beach and master's degree in education from California State University at Dominguez Hills ... has made three trips to Korea in the past five years, teaching defensive techniques to teams in Samsung and Pusan ... enjoys playing golf and hunting.

Coaching Career

YEAR	CLUB
1984-85	Coach, Phoenix, Pacific Coast League (Giants)
1986	Infield Instructor, Minor Leagues, San Francisco Giants
1987	Infield/Baserunning Instructor, Minor Leagues, San Francisco Giants
	Camp Coordinator, Minor Leagues, San Francisco Giants
1988	Director of Instruction, Minor Leagues, Chicago White Sox
	Camp Coordinator, Minor Leagues, Chicago White Sox
1989	Infield Instructor, Minor Leagues, Chicago White Sox
1990-91	Defensive Coordinator, Minor Leagues, Chicago White Sox
1992-94	First Base Coach, Chicago White Sox

JOE NOSSEK

21



Given Name: Joseph Rudolph Nossek
Position: Bench Coach
Batted: Right **Threw:** Right
Height: 6-1 **Weight:** 190
Opening Day Age: 54
Born: November 8, 1940, Cleveland, Ohio
Resides: Amherst, Ohio
First Pro Contract: Minnesota Twins, 1964.
Sox Acquisition: Hired October 26, 1989 as "Eye-in-the-Sky."

Coaching Career: Begins his fifth season as bench coach with the Sox ... served as "Eye-in-the-Sky" during 1990 season and was extremely effective in aligning the White Sox defense ... prior to rejoining Sox, served as advance scout for the Houston Astros during the 1987-89 seasons ... instructed Sox hitters in 1984 before moving to first-base coaching box in 1985 ... possesses 28 years of baseball experience as a player, minor-league manager and major-league coach ... reputed to be a master at stealing signs ... during his only season as a minor-league manager, led Milwaukee's Class A affiliate at Danville to the 1972 Midwest League Championship ... also had coaching stints with the Milwaukee Brewers (1973-75), Minnesota Twins (1976), Cleveland Indians (1977-81) and Kansas City Royals (1982-83).

Playing Career: Former All-American at Ohio University broke into professional baseball in 1961 and debuted with the Minnesota Twins in 1964 ... playing career covered six years and included one World Series with the Minnesota Twins in 1965 ... also played with Kansas City, Oakland and St. Louis ... completed his playing career in 1971 after appearing in 295 big league games ... primarily an outfielder, Nossek also played some third base.

Miscellaneous/Personal: Married Jean Demarco ... has four children: Scott (9/21/62), Liane (7/16/64), Todd (7/20/67) and Lori (7/20/67).

Managerial Career

YEAR	CLUB	LEAGUE	CLASS	W-L	POS.
1972	Danville	Midwest	A	38-25 35-27	First First
MINOR LEAGUE TOTALS				73-52	

Coaching Career

YEAR	CLUB
1971	Coach, Evansville, American Association (Brewers)
1973-75	Third Base Coach, Milwaukee Brewers
1976	Coach, Minnesota Twins
1977-81	Third Base Coach, Cleveland Indians
1982-83	Third Base Coach, Kansas City Royals
1984	Coach, Chicago White Sox
1985-86	First Base Coach, Chicago White Sox
1991-94	Bench Coach, Chicago White Sox

Playing Career

YEAR	CLUB	AVG	G	AB	R	H	TB	2B	3B	HR	RBI	SH	SF	HB	BB	SO	SB	CS	E
1961	Charlotte	.274	80	303	24	83	98	9	3	0	27	2	2	1	10	26	1	—	10
1962	Charlotte	.276	134	521	58	144	178	17	4	3	56	5	4	0	44	46	8	—	14
1963	Dallas-Ft. Worth	.293	128	447	38	131	169	22	2	4	52	5	4	3	15	54	0	3	9
1964	MINNESOTA	.000	7	1	1	0	0	0	0	0	0	0	0	0	0	0	0	0	0
1964	Atlanta (AAA)	.238	113	424	47	101	140	11	2	8	29	4	2	3	26	49	7	9	11
1965	MINNESOTA	.218	87	170	19	37	52	9	0	2	16	3	2	1	7	22	2	0	2
1966	MINNESOTA	.000	4	0	0	0	0	0	0	0	0	0	0	0	0	0	0	0	0
1967	KANSAS CITY	.261	87	230	13	60	79	10	3	1	27	2	1	0	8	21	4	2	2
1967	KANSAS CITY	.205	87	166	12	34	42	6	1	0	10	1	2	0	4	26	2	0	2
1968	Vancouver	.247	146	539	53	133	183	15	3	3	36	7	2	6	23	39	7	8	11
1969	OAKLAND	.000	13	6	0	0	0	0	0	0	0	0	0	0	0	2	0	0	0
	ST. LOUIS	.200	9	5	2	1	1	0	0	0	0	0	0	0	1	0	0	0	0
1970	ST. LOUIS	.000	1	1	0	0	0	0	0	0	0	0	0	0	0	0	0	0	0
MINOR TOTALS		.265	601	2234	220	592	748	74	14	18	200	23	14	13	118	214	23	20	55
A.L. TOTALS		.229	285	573	45	131	173	25	4	3	53	6	5	1	19	71	8	2	6
N.L. TOTALS		.166	10	6	2	1	1	0	0	0	0	0	0	0	1	0	0	0	0
M.L. TOTALS		.228	295	579	47	132	174	25	4	3	53	6	5	1	19	72	8	2	6

RICK PETERSON

55



FIELD STAFF

Given Name: Eric H. Peterson
Position: Bullpen Coach
Bats: Left **Throws:** Left
Height: 6-0 **Weight:** 175
Opening Day Age: 40
Born: October 30, 1954, New Brunswick, N.J.
Resides: Sarasota, Fla.
First Pro Contract: Pittsburgh Pirates, 1976.
Sox Acquisition: Hired as pitching coach at Class AA Birmingham, November 1988.

Coaching Career: Was promoted to bullpen coach with the White Sox on 6/21/94 ... had been pitching coach at Class AAA Nashville from 1993 until promotion ... the 1993 Sounds staff led the American Association in ERA (3.88) ... served as pitching coach with Class AAA Vancouver in 1992 ... was hired by the Sox after the 1988 season and was the pitching coach at Class AA Birmingham from 1989-91 ... was honored with a Charles W. Lubin Award by the Sox organization in 1989 ... prior to joining the White Sox, was a minor-league coach in the Cleveland (1986-88) and Pittsburgh (1980-83) organizations ... spent the 1984-85 seasons as the bullpen coach for Pittsburgh at the major-league level ... his duties included charting pitches and plotting defenses against opposing hitters ... has been a pitching coach for 17 seasons.

Playing Career: Spent four minor-league seasons in the Pirates' organization from 1976-79 ... compiled a lifetime mark of 6-11 with a 5.68 ERA (119 ER/188.2 IP), making appearances in eight different seasons ... was chosen in the 21st round of the June 1976 free agent draft ... playing career began in 1976 at Class A Niagra Falls ... split the 1977 season between Class A Charleston and Class A Salem, going 4-4 in 31 appearances ... made limited appearances as a player from 1980-83 and again in 1988.

Miscellaneous/Personal: Married Betsy Hamlet ... has three children: Sean (10/25/87), Derek (3/6/91) and Dylan (11/18/92) ... son of former baseball executive Harding Peterson ... graduated from Mt. Lebanon (Pa.) High School ... attended Gulf Coast Junior College in Panama City, Fla. before graduating from Jacksonville University with a degree in psychology ... he was a 21st round selection in the June 1976 free agent draft ... has also acted as pitching coach during Latin winter leagues ... enjoys jogging, painting and reading.

Coaching Career

YEAR	CLUB
1979-80	Coach, Salem, Carolina League (Pirates)
1980	Coach, Bradenton, Gulf Coast League (Pirates)
1981-82	Coach, Buffalo, Eastern League (Pirates)
1983	Coach, Lynn, Eastern League (Pirates)
1984-85	Bullpen Coach, Pittsburgh Pirates
1986	Coach, Waterbury, Eastern League (Indians)
1987	Coach, Buffalo, International League (Indians)
1988	Coach, Colorado Springs, Pacific Coast League (Indians)
1989-91	Pitching Coach, Birmingham, Southern League (White Sox)
1992	Pitching Coach, Vancouver, Pacific Coast League (White Sox)
1993-94	Pitching Coach, Nashville, American Association (White Sox)
1994	Bullpen Coach, Chicago White Sox

Playing Career

YEAR	CLUB	W-L	PCT	ERA	G	GS	CG	SHO	SV	IP	H	R	ER	HR	HB	BB-I	SO	WP	BK
1976	Niagra Falls	1-0	1.000	4.20	5	2	0	0	1	15.0	14	12	7	1	0	15-0	16	2	0
1977	Charleston	3-3	.500	3.00	16	4	3	1	1	60.0	63	23	20	2	0	12-0	23	7	1
	Salem	1-1	.500	6.23	15	0	0	0	0	35.0	54	39	32	6	1	17-4	24	2	1
1978	Salem	1-3	.250	7.50	15	5	1	0	0	36.0	57	40	30	6	1	16-3	11	7	0
1979	Salem	0-3	.000	7.31	4	4	0	0	0	16.0	21	17	13	2	1	8-0	7	2	0
1980	Salem	0-0	.000	6.00	4	0	0	0	0	6.0	7	4	4	2	0	1-0	4	0	0
	Bradenton	0-0	.000	0.00	3	0	0	0	0	6.0	1	0	0	0	0	1-0	6	0	0
1982	Buffalo	0-0	.000	1.17	2	1	0	0	0	7.2	8	5	1	0	0	1-0	6	0	0
1983	Lynn	0-0	.000	27.00	2	1	0	0	0	3.0	8	9	9	1	2	5-0	3	1	0
1988	Colorado Springs	0-1	.000	6.75	1	1	0	0	0	4.0	7	3	3	0	0	2-0	0	1	1
MINOR TOTALS		6-11	.353	5.67	67	18	4	1	2	188.2	240	152	119	20	5	78-7	100	21	3

ROLY DE ARMAS

Given Name: Rolando Jesus de Armas

Position: Bullpen Catcher

Bats: Right

Throws: Right

Height: 6-1

Weight: 190

Opening Day Age: 43

Born: December 29, 1951, New York, N.Y.

Resides: Palm Harbor, Fla.

First Pro Contract: Philadelphia Phillies, 1973.

Sox Acquisition: Hired as bullpen catcher, January 11, 1994.



Pro Career: Enters his second season as White Sox bullpen catcher ... prior to joining the Sox, played, coached and managed in the Philadelphia Phillies organization ... played in the Phillies minor-league system from 1973-77 and also appeared in three games at Class A Clearwater in 1993 ... managed Class A Helena from 1979-81, winning the Pioneer League Southern Division title in 1979 ... managed Class A Bend in 1982, Class A Spartanburg in 1983, Class A Sarasota in 1984, Spartanburg again in 1985-86, Clearwater in 1987 and Class A Martinsville from 1988-92 ... lifetime record as a manager is 534-697 (.434) ... was a player/coach at Class A Peninsula in 1977 and then coached at Peninsula in 1978 ... coached at Clearwater in 1993.

Miscellaneous/Personal: Married Debra Evans ... has one child: Devin Matthew (1/8/91) ... attended Archbishop Curley High School in Miami ... played in both the Junior College World Series and the College World Series ... spent two years at Miami-Dade North Community College and finished second in the 1971 Junior College World Series ... played for current Mississippi State coach Ron Polk for two years at Georgia Southern ... the Eagles finished fifth at the College World Series in 1973.

GLEN ROSENBAUM

Given Name: Glen Otis Rosenbaum

Position: Traveling Secretary

Batted: Right

Threw: Right

Opening Day Age: 58

Born: June 14, 1936, Union Mills, Ind.

Resides: Union Mills, Ind.

Sox Acquisition: Hired as a batting practice pitcher in 1968.



Pro Career: "Rosey" enters his 40th year with the White Sox organization and 20th season as traveling secretary ... ranks second in tenure among American League traveling secretaries behind only Baltimore's Phil Itzoe ... voted 1991 Traveling Secretary of the Year by major league baseball's traveling secretaries during the winter baseball meetings held in Miami Beach, Fla. ... off-season shoulder surgery in 1989 ended his reign as the club's batting practice pitcher ... has served as the club's traveling secretary, batting practice pitcher and coach over the years ... selected as batting practice pitcher for the AL All-Star Team in July 1983 ... also in 1983, was voted the best batting practice pitcher in the majors by a *Sports Illustrated* poll of major league hitters ... was the winning pitcher in the White Sox's 13-10 exhibition victory over their Class AAA affiliate at Denver in 1984 ... pitched professionally for 11 years, beginning in 1955 when he signed with the White Sox ... compiled a 98-42 minor-league record ... joined the White Sox as their batting practice pitcher in 1968 and added traveling secretary duties in 1976 ... also served as a coach under manager Chuck Tanner in 1974-75, and in 1986 under managers Tony La Russa and Jim Fregosi.

Miscellaneous/Personal: Married Shirley Liggett ... has one child: Scott Walter (8/26/61) ... inducted into the Indiana Baseball Coaches Hall of Fame ... still makes his home in the small northern Indiana community of Union Mills, making the 130-mile round-trip trek to Comiskey Park each day.

HERM SCHNEIDER

Given Name: Herman Jack Schneider
Position: Head Trainer
Opening Day Age: 43
Born: April 4, 1952, Amsterdam, Netherlands
Residence: Naperville, Ill.
Sox Acquisition: Hired as head trainer prior to 1979 season.



Pro Career: Entering his 17th season as White Sox trainer and 19th in major league baseball ... ranks fourth in tenure among American League trainers behind Cleveland's Jim Warfield, Minnesota's Dick Martin and New York's Gene Monahan ... operates from one of the best training facilities in major league baseball at Comiskey Park ... has supervised the major off-season rehabilitation programs for Bo Jackson and Ozzie Guillen, as well as the daily training staff operations during the season ... participated in Major League Baseball International's 1995 European Clinic Tour of the Netherlands and Great Britain in January 1995 ... selected as one of the AL trainers at the 1991 All-Star Game at Toronto, the 1983 All-Star Game at Comiskey Park and was an assistant trainer for the 1977 All-Star Game at Yankee Stadium ... was trainer for the 1988 major-league All-Star Team on tour in Japan ... prior to joining the White Sox, spent nine seasons in the Yankees organization ... served as assistant trainer for the Yankees during their World Series Championship seasons of 1977 and '78 ... joined the Yankees' organization in 1970 and made stops at each level of their system ... also worked the winter league circuit for nine years as head trainer for Ponce in the Puerto Rican Winter League ... he is a member of the National Athletic Trainers' Association, American College of Sports Medicine, National Strength and Conditioning Association and the Illinois Athletic Trainers Association.

Miscellaneous/Personal: Married Janet Fasolino ... has two children: Daniel Joseph (11/6/83) and Caitlin Christine (12/8/86) ... born in Amsterdam, Holland, the Netherlands, Schneider moved to the United States and upstate New York as a child ... attended Monroe Community College in Rochester, N. Y. ... received a bachelor's degree in sports medicine from the State University of New York in 1975 ... as an undergraduate, Schneider worked as assistant trainer and equipment manager for the Rochester Red Wings, Baltimore's Class AAA affiliate in the International League.

MARK ANDERSON

Given Name: Mark Thomas Anderson
Position: Assistant Trainer
Opening Day Age: 36
Born: April 15, 1959, Holdrege, Neb.
Residence: Chicago, Ill.
Sox Acquisition: Hired as assistant trainer prior to the 1986 season.



Pro Career: Enters his 10th season as assistant to trainer Herm Schneider ... certified member of the National Athletic Trainers' Association (NATA) ... 1982 University of Nebraska graduate where he was a student trainer for football and baseball ... served as a student trainer for the Cornhuskers' football team when it played in the 1980 Cotton Bowl, 1981 Sun Bowl and 1982 Orange Bowl ... spent five years as organizational trainer in the Toronto system ... began pro career at Bradenton of the Gulf Coast League in 1981 ... spent the next three seasons at Class A Florence of the South Atlantic League ... moved to Class AA Knoxville of the Southern League in 1985 ... assists Schneider in all facets of the training room operation ... travels with the White Sox.

Miscellaneous/Personal: Married Wendy Letourneau ... has one child: Tyler Thomas (8/14/93) ... is an avid football fan of his alma mater, the Nebraska Cornhuskers.

STEVE ODGERS

Given Name: Steve Odgers
Position: Director of Conditioning
Opening Day Age: 33
Born: November 9, 1961, Inglewood, Calif.
Residence: Laguna Niguel, Calif.
Sox Acquisition: Hired as director of conditioning prior to 1990 season.



Pro Career: Former world-class decathlete begins his sixth season as White Sox director of conditioning ... directs the team's pre-game, postgame and off-season strength and conditioning programs ... along with trainer Herm Schneider and assistant trainer Mark Anderson, has made a major contribution to club's health over the past four seasons ... prior to joining Sox, served as assistant to Vern Gambetta, director of conditioning for the club's minor league system, in 1988-89 ... is a Certified Strength & Conditioning Specialist ... was the sixth-ranked U.S. decathlete in 1989 ... competed internationally and was the Silver Medalist at the 1989 Sports Festival ... finished 11th at the U.S. Olympic Trials in 1988 ... worked from 1986-88 at the Sports Trauma and Athletic Rehabilitation Institute in Fountain Valley, Calif. ... worked with Vermell's Sports and Fitness implementing the Chicago Bulls' fitness program in 1985 and 1986.

Miscellaneous/Personal: Married Emily Wade ... she is also a Certified Strength & Conditioning Specialist ... 1985 graduate of the University of California at Irvine, where he received a bachelor's degree in social ecology.

WILLIE THOMPSON

Given Name: Willie B. Thompson
Position: Clubhouse Manager
Opening Day Age: 57
Born: April 10, 1938, Austin, Texas
Residence: Chicago, Ill.
Sox Acquisition: Hired at major-league level prior to start of 1980 season.



Pro Career: Enters his 16th season as White Sox clubhouse manager ... handles all White Sox equipment, manages the home clubhouse at Comiskey Park and travels with the team to oversee the transit of equipment ... known for keeping the clubhouse atmosphere loose with his unique personality and contagious laughter ... began his professional career in 1959 with the Pittsburgh organization ... joined the White Sox organization in 1974 at Knoxville of the Class AA Southern League ... crossed paths with former manager Tony La Russa at Knoxville in 1978.

Miscellaneous/Personal: Married Debbie Mobley ... has two children: Willie Jr. (12/7/65) and daughter Erika (5/27/70) ... acquired the nickname "Chicken Willie" for his love of preparing and eating chicken.

GABE MORELL



Visitors' Clubhouse
Manager

VINCE FRESSO



Umpires' Clubhouse
Manager

PLAYERS



PLAYERS

Wilson Alvarez tied a club mark by winning 15 consecutive games from 1993 to 1994 and became the first Venezuelan pitcher to make an All-Star Team.

JIM ABBOTT

25



Given Name: James Anthony Abbott

Position: Pitcher

Bats: Left

Throws: Left

Height: 6-3

Weight: 210

Opening Day Age: 27

Born: September 19, 1967, Flint, Mich.

Resides: Newport Beach, Calif.

First Pro Contract: California Angels, selected in the first round (eighth overall) of the June 1985 free agent draft.

Sox Acquisition: Signed as a free agent, April 8, 1995.

Major League Service: Five years, 131 days.

Contract Status: Signed through 1995.

1994: Ranked second on the New York Yankees in starts (24) and IP (160.1), behind Jimmy Key (25 starts, 168.0 IP) ... led the team in losses (eight) and walks (64) ... tied Terry Mulholland for the team lead in complete games (two) ... was tied for eighth in the American League in home runs (24) ... in two seasons at New York, was 20-22 with a 4.45 ERA in 55 starts ... had season-high five-game winning streak from 4/24-5/25, posting a 2.40 ERA over seven starts ... was his longest winning streak since a career-high seven-game streak from 8/7-9/8/91 ... went 6-2 with a 2.67 ERA in his first 10 starts and 3-6 with a 5.90 ERA in his last 14 ... best month was May when he went 3-1 with a 2.68 ERA in six outings ... struck out eight on 4/8 in win vs. Detroit, the most strikeouts since he fanned 10 on 9/11/92 at Minnesota ... win was his first in a season debut ... had a no-hitter until Geronimo Berroa's one-out single in the seventh inning in win on 4/24 vs. Oakland ... scattered three hits over 8.0 IP ... walked a career-high eight in victory on 4/29 at Oakland, his first career win in Oakland ... victory on 5/25 improved his record to 6-2, the first time he was four games over .500 since he was 12-8 on 8/18/91 ... has not been five games over since he was 13-8 on 8/22/91 ... allowed three-run homer to John Olerud on 6/10 at Toronto, his first to a left-handed hitter since Rafael Palmeiro hit one on 9/19/91 ... streak covered 77 starts, 535.1 IP, 341 left-handed batters faced and 305 left-handed at-bats.

Major League Highlights: Has made at least 24 starts in each of his six seasons and has thrown at least 160.1 IP ... has allowed just 11 home runs to left-handed hitters over his career (721 at-bats) ... has allowed three home runs in a game three times in his career (last on 7/24/94 at California). **1993:** Tossed first career no-hitter in 4-0 decision vs. Cleveland on 9/4 ... retired 11 of the last 12 batters and 14 of the final 16 ... recorded 17 ground outs ... it was New York's first nine-inning no-hitter since Dave Righetti no-hit Boston on 7/4/83 ... tossed complete-game victory in home opener on 4/12 vs. Kansas City ... second complete game came in loss on 4/28 at California ... took a no-hitter into the eighth inning on 5/29 vs. Chicago ... Bo Jackson broke up the bid with a one-out bloop single to center, followed by a two-run homer by Ron Karkovice ... allowed just one outfield out in the game ... named American League Pitcher of the Week for 8/30-9/5 ... left game on 6/9 at Kansas City with an abrasion on his left thumb ... went on the disabled list on 6/17, retroactive to 6/10 ... was activated on 6/25 and had no decision vs. Baltimore that night ... it was only the second time in his career that he failed to record at least one strikeout (also in first major-league start on 4/8/89 vs. Seattle), snapping a string of 137 games in which he recorded at least one strikeout ... combined to shut out Detroit on 6/30, the first time the Tigers had been blanked in 110 games, a team record ... won three straight starts from 7/17-27, winning three straight for the first time since he strung together wins in seven straight from 8/7-9/8/91 ... went 1.2 IP in loss on 9/15 at Milwaukee, the second-shortest loss of his career (5/16/90 at Milwaukee) ... in a postseason *Baseball America* poll, was voted by fans as the fifth-best role model and fifth-nicest player in the major leagues. **1992:** ERA of 2.77 ranked fifth in the AL and his 2.23 road ERA was second ... recorded 200.0 IP (211.0) for the third consecutive season ... was supported with 2.55 runs per game, the lowest run support in history since the designated hitter ... his ERA never rose above 3.57 and was sub 3.00 in 22 of 29 starts ... had an ERA of 3.19 of grass and 0.92 (4 ER/39.0 IP) on astroturf ... post All-Star Break ERA of 2.45 ranked second in the AL to Cal Eldred ... totaled 7.0-plus IP in 22 of 29 starts and walked two or fewer in 15 of 29 ... allowed a career-low 12 home runs, all 12 coming to right-handed hitters ... 12 home runs were the fewest allowed by a California starter with at least 200.0 IP since Nolan Ryan in 1978 (12 in 243.2 IP) ... did not commit an error in 46 chances, the second-most errorless chances among AL pitchers ... his victory on 6/21 vs. Oakland gave him at least one win vs. every AL club. **1991:** Posted 18 wins and a 2.89 ERA in his third major-league season ... ranked third in AL Cy Young Award voting behind Roger Clemens and Kevin Tapani ... was named the left-hander on *The Sporting News* AL All-Star Team

... was selected co-winner of Owners' Trophy (team Most Valuable Player) with Bryan Harvey ... beat 11 of 12 teams at least once (losing twice to Oakland) ... was 11-5 with a 2.38 ERA and four complete games in the second half ... held opponents to three earned runs or less in 27 of 34 starts ... went a career-high 10.0 IP on 9/24 vs. Toronto, losing 3-0 on a 10th-inning homer by Pat Borders ... struck out a career-best 13 ... club blew four save situations on the season ... Angels scored 20 runs in his 11 losses ... won a career-best seven straight from 8/7-9/8 and eight of 10 decisions from 8/7-9/24 ... two losses in that streak came by scores of 1-0 and 3-0. **1990:** Tossed back-to-back walkless complete games on 7/13-18, the first Angels pitcher to do so since Jim Slaton in 1984 ... induced 27 double-play ground balls, second in the AL ... led the league in hits allowed (246), was third in earned runs allowed (106) and ranked sixth in lowest run support (96), averaging 4.08 runs per game ... Angels scored 15 runs while he was on the mound in his 14 losses. **1989:** Started the season on California's roster, marking just the 15th time since the inception of the amateur free agent draft in 1965 that a player made his professional debut in the majors ... of the previous 14, nine were pitchers and none won more than six games (Dick Ruthven, 6-9 in 1973) ... made major-league debut on 4/8 vs. Seattle and suffered the loss ... allowed singles to the first two hitters he faced (Harold Reynolds and Henry Cotto) ... first major-league strikeout came on 4/13 vs. Oakland (Dave Parker) ... registered first victory on 4/24 vs. Baltimore, becoming the first Angel left-handed starter to win a game since Angel Moreno (9/22/81) ... tossed both shutouts against Boston ... became the first Angel rookie pitcher to post double-figure win totals since Willie Fraser in 1987 and the first left-handed rookie since Frank Tanana in 1974 ... allowed three earned runs or less in 21 of 29 starts ... Angels scored 23 runs in his 12 losses ... named to the Topps All-Star Rookie Team. **1988:** Was selected by California in the June free agent draft but did not join the club in order to play with the U.S. Olympic Team in Seoul, South Korea ... was recommended/signed by Bob Gardner Sr. ... signed with the Angels on 8/3.

Monthly Bests

Wins	5
	8/91
ERA	1.80
	4/92
SO	34
	7/91

Miscellaneous/Personal: Married Dana Douty ... graduated from Flint (Mich.) Central High School in 1985 ... played baseball at the University of Michigan for three seasons (1986-88) while working towards a degree in communications ... roomed with pitcher Scott Kamieniecki on the road ... led Michigan to Big Ten title in 1986, his freshman season ... was named March of Dimes Athlete of the Year in 1985 and Most Courageous Athlete for 1986 by the Philadelphia Sportswriters Association ... led Michigan to the Big Ten title in 1987, leading the team in wins (11), starts (15) and was second in IP (86.1) ... won Golden Spikes Award, presented annually to the outstanding amateur baseball player in the country by the U.S. Baseball Federation ... led Team USA to silver medal in Pan American Games, winning the semifinal game against Canada ... was 2-0 with a 0.00 ERA in three Pan American appearances ... carried the American flag in Pan American Games opening ceremony in Indianapolis ... defeated Cuba 8-3 in Havana on 7/18, becoming the first U.S. pitcher in 25 years to beat Cuba ... posted 8-1 record with a 1.70 ERA during Team USA tour ... recipient of Academy Awards of Sports Award for Courage ... 1988 was his final season at Michigan, and he was named Big Ten Most Valuable Player ... named Big Ten Player of the Year and to both First Team All-Big Ten and Big Ten Playoffs All-Tournament teams ... led Michigan to appearances in NCAA Central Regionals, tossing consecutive shutouts ... his 1988 honors include: being named to *The Sporting News* All-America College Baseball Team, March of Dimes Amateur Athlete of the Year, Tangueray Achievement Award in amateur sports, Big Ten-Jesse Owens Male Athlete of the Year and the *Baseball America* pre-season All-America Team ... career record at Michigan was 26-8 with a 3.03 ERA in 46 games (41 starts) ... hurled 13 complete games and six shutouts with 186 strikeouts in 234.1 IP ... finished fourth on Michigan's all-time wins list and seventh in IP ... was a teammate of Robin Ventura's at the 1988 Summer Olympic Games ... threw a complete-game seven-hitter in hurling the United States to a Gold Medal in a 5-3 win over Japan ... went 8-1 with a 2.55 ERA during Team USA summer tour ... was selected by the U.S. Olympic Committee as Athlete of the Year for baseball ... named to All-Tournament Team at the World Baseball Championships in Parma, Italy ... became the first baseball player to win the prestigious Sullivan Award as the nation's top amateur athlete ... received The Freedom Forum's Free Spirit Award in 1993 and donated the \$100,000 gift to Amigos de los Ninos, an organization in California that aids groups that care for children, including those who are handicapped ... was the 1992 winner of the Tony Conigliaro Award, presented annually to the major-leaguer who has overcome adversity through the attributes of spirit, determination and courage ... was honored in 1991 as Victory Awards recipient at the Kennedy Center in Washington, D.C., an award presented by the National Rehabilitation Hospital saluting the individual who best exemplifies exceptional depth of inner strength, purpose and integrity ... actively involved in the Little League Challenger Division Program ... has been featured in *USA Today*, *Newsweek*, *Time*, *Sports Illustrated*, *Parade Magazine*, *People Magazine*, *Weekly Reader*, *Collegiate Reader* and

Baseball America ... has been featured during NBC Olympic coverage and has appeared on ESPN, Good Morning America, CNN, Phil Donahue, George Michael Sports Machine, NBC Weekend Nightly News, Late Night with David Letterman and the ABC television series "Boy Meets World."

YEAR	CLUB	W-L	PCT	ERA	G	GS	CG	SHO	SV	IP	H	R	ER	HR	HB	BB-I	SO	WP	BK
1988 DID NOT PLAY — OLYMPIC TEAM MEMBER																			
1989	CALIFORNIA	12-12	.500	3.92	29	29	4	2	0	181.1	190	95	79	13	4	74-3	115	8	2
1990	CALIFORNIA	10-14	.417	4.51	33	33	4	1	0	211.2	*246	116	106	16	5	72-6	105	4	3
1991	CALIFORNIA	16-11	.621	2.89	34	34	5	1	0	243.0	222	85	78	14	5	73-6	158	1	*4
1992	CALIFORNIA	7-15	.318	2.77	29	29	7	0	0	211.0	208	73	65	12	4	68-3	130	2	*0
1993	NEW YORK (AL)	11-14	.440	4.37	32	32	4	1	0	214.0	221	115	104	22	3	73-4	95	9	0
1994	NEW YORK (AL)	9-8	.529	4.55	24	24	2	0	0	160.1	167	88	81	24	2	64-1	90	8	1
A.L. TOTALS		67-74	.475	3.78	181	181	26	5	0	1221.1	1254	572	513	101	23	424-23	693	32	10
M.L. TOTALS		67-74	.475	3.78	181	181	26	5	0	1221.1	1254	572	513	101	23	424-23	693	32	10

- Selected by Toronto in the 36th round of the free agent draft (6/85).
- Selected by California in the first round (eighth overall) of free agent draft (6/88).
- On California disabled list with a strained muscle in his right rib cage (7/17-8/8/92).
- Traded by California to New York-AL for J.T. Snow, Russ Springer and Jerry Nielsen (12/6/92).
- On New York-AL disabled list with an abrasion to his left thumb (8/10-25/93).
- Signed by the White Sox as a free agent (4/8/95).

ABBOTT'S STATISTICAL BREAKDOWN

CLUB	1994						CAREER					
	ERA	W-L	SV	IP	ER	SO	ERA	W-L	SV	IP	ER	SO
Baltimore	4.58	1-1	0	19.2	10	7	3.89	7-2	0	85.2	37	31
Boston	—	—	—	—	—	—	3.46	4-4	0	91.0	35	47
California	2.57	1-1	0	14.0	4	10	1.93	2-2	0	37.1	8	21
Cleveland	5.12	2-0	0	19.1	11	12	3.54	6-4	0	101.2	40	47
Detroit	0.00	1-0	0	7.0	0	8	3.57	5-4	0	80.2	32	57
Kansas City	3.38	0-1	0	8.0	3	2	4.94	3-8	0	98.1	54	47
Milwaukee	3.00	0-0	0	6.0	2	4	3.66	6-5	0	71.1	29	46
Minnesota	5.73	1-0	0	11.0	7	9	3.84	7-5	0	100.2	43	64
New York	—	—	—	—	—	—	3.60	4-4	0	65.0	26	37
Oakland	4.82	2-2	0	28.0	15	14	5.13	4-9	0	93.0	53	53
Seattle	6.62	0-1	0	17.2	13	10	5.15	3-9	0	87.1	50	41
Texas	—	—	—	—	—	—	3.84	5-5	0	84.1	36	60
Toronto	4.80	1-1	0	15.0	8	9	2.77	7-7	0	123.1	38	88
1994 Totals/Lifetime	*4.55	*9-8	*0	*160.1	*81	*90	*3.78	*67-74	*0	*1221.1	*513	*693
Home	3.86	5-5	0	93.1	40	57	3.67	32-28	0	627.1	256	353
Road	5.51	4-3	0	67.0	41	33	3.89	35-36	0	594.0	257	340
Day	4.17	3-2	0	49.2	23	25	3.50	23-20	0	342.1	133	201
Night	4.72	6-6	0	110.2	58	65	3.89	44-54	0	879.0	380	492
Grass	4.13	8-7	0	144.0	69	79	3.65	55-59	0	1020.1	414	582
Turf	8.27	1-1	0	16.1	15	11	4.43	12-15	0	201.0	99	111
1st Half	3.75	7-6	0	124.2	58	69	3.78	35-33	0	678.1	285	394
2nd Half	7.32	2-2	0	35.2	29	21	3.78	32-31	0	543.0	228	299
April	3.41	3-2	0	31.2	12	22	3.80	6-16	0	168.0	71	94
May	2.88	3-1	0	43.2	13	22	3.58	17-10	0	231.1	92	126
June	5.85	1-2	0	32.1	21	14	4.27	10-11	0	202.1	96	112
July	5.88	1-2	0	41.1	27	23	3.36	12-11	0	211.2	79	130
August	6.35	1-1	0	11.1	8	9	4.19	13-12	0	202.0	94	119
Sept-Oct	—	—	—	—	—	—	3.54	9-14	0	206.0	81	112
As a Starter	4.55	9-8	0	160.1	81	90	3.78	67-74	0	1221.1	513	693
In Relief	—	—	—	—	—	—	—	—	—	—	—	—

*Includes totals vs. White Sox

ABBOTT'S CAREER BY PARK

CLUB	1994						CAREER					
	ERA	W-L	SV	IP	ER	SO	ERA	W-L	SV	IP	ER	SO
Baltimore	3.86	0-0	0	7.0	3	2	3.32	1-0	0	21.2	8	4
Boston	—	—	—	—	—	—	3.07	2-2	0	44.0	15	27
California	2.57	1-0	0	14.0	4	10	3.69	20-28	0	451.0	185	256
Chicago	4.05	0-1	0	6.2	3	3	2.89	0-2	0	28.0	9	16
Cleveland	6.00	1-0	0	6.0	4	1	6.00	1-0	0	6.0	4	1
Detroit	—	—	—	—	—	—	5.50	3-2	0	37.2	23	22
Kansas City	—	—	—	—	—	—	5.90	0-5	0	39.2	26	16
Milwaukee	3.00	0-0	0	6.0	2	4	4.84	4-4	0	48.1	26	37
Minnesota	3.17	1-0	0	5.2	2	5	5.19	4-2	0	43.1	25	27
New York	3.88	5-5	0	93.1	40	57	3.20	*16-12	0	250.0	89	139
Oakland	8.18	1-1	0	11.0	10	2	7.02	1-4	0	33.1	26	17
Seattle	13.49	0-0	0	4.2	7	1	7.67	3-3	0	27.0	23	16
Texas	—	—	—	—	—	—	2.38	3-2	0	34.0	9	27
Toronto	9.00	0-1	0	6.0	6	5	3.02	3-5	0	59.2	20	37

Abbott's Career Bests

Game	SO — 13 (9/24/91 vs. Tor.)	Wins — 18 (1991)
	Low Hits, Starter — 0 (9/4/93 vs. Cle., 9.0 IP)	ERA — 2.77 (1992)
	IP, Starter — 10.0 (9/24/91 vs. Tor.)	IP — 243.0 (1991)
	CG — 26 (7/5/94 vs. Oak.)	SO — 158 (1991)
	SHO — 5 (last 9/4/93 vs. Cle.)	Win Streak — 7 (8/7-9/8/91)

WILSON ALVAREZ

40



Given Name: Wilson Eduardo Alvarez
Position: Pitcher
Bats: Left **Throws:** Left
Height: 6-1 **Weight:** 235
Opening Day Age: 25
Born: March 24, 1970, Maracaibo, Venezuela
Resides: Maracaibo, Venezuela
First Pro Contract: Texas Rangers, signed as a free agent, September 19, 1986.
Sox Acquisition: Obtained from the Texas Rangers with outfielder Sammy Sosa and infielder Scott Fletcher in exchange for outfielder Harold Baines and infielder Fred Manrique, July 29, 1989.
Major League Service: Three years, 20 days.
Contract Status: Signed through 1995.

PLAYERS

1994: Won his 15th consecutive regular-season decision and eighth straight of 1994 on 5/27 vs. Baltimore ... loss on 6/7 vs. Toronto was his first setback since 8/11/93 and ended the winning streak ... finished tied for ninth in the American League with a 3.45 ERA (62 ER/161.2 IP) ... his 12 victories tied for seventh in the league ...

limited opposing hitters to a .354 slugging percentage (fifth in the AL) and a .309 on-base percentage (10th in the AL) ... posted a 3.11 ERA (29 ER/84.0 IP) at home to rank seventh in the league ... averaged 2.58 walks per start in 1994 (62 BB/24 GS) after averaging 3.93 in 1993 (122 BB/31 GS) ... was 10-4 with a 3.63 ERA (47 ER/116.2 IP) at the All-Star Break ... made his first All-Star Game appearance on 7/12 at Pittsburgh ... registered 1.0 IP of perfect relief, retiring Barry Bonds, Mike Piazza and Ken Caminiti ...

posted second complete game and lone shutout in registering eighth win on 5/27 vs. the Orioles ... did not walk a batter in that game, the first time in his career he went 9.0 IP without issuing a walk ... tossed a two-hitter on 6/22 vs. Texas, his fewest hits allowed in a starting assignment since no-hitter at Baltimore on 8/11/91 ... struck out a season-high nine on 6/17 vs. California ... winning streak would have been 16 if victory in Game 3 of the 1993 ALCS was included ... trailed in games just five times during streak and had a 2.11 ERA (32 ER/136.1 IP) with 59 walks and 95 strikeouts ... Alvarez and Jason Bere combined to win 21 straight regular-season decisions before Bere suffered a loss on 4/29 at Detroit.

Sox Winning Streaks Since 1970

Wins	Pitcher	Dates
15	Wilson Alvarez	8/24/93-5/27/94
15	LaMarr Hoyt	7/27/83-4/10/84
14	LaMarr Hoyt	8/27/81-5/24/82
12	Jim Kaat	9/4/74-5/9/75
10	Richard Dotson	8/19/83-10/2/83
9	Jason Bere	8/28/93-4/19/94
9	Floyd Bannister	7/12/83-8/21/83

Major League Highlights: Is 33-20 lifetime as a starting pitcher ... owns a .614 career winning percentage (35-22) ... with 35 victories, ranks third all-time among Venezuelan pitchers (Luis Leal leads with 51). **1993:** Ended the regular season with a seven-game winning streak ... 15 wins was a career high and gave the White Sox three pitchers with 15 or more victories for the first time since 1983 ... also won Game 3 of the ALCS, limiting Toronto to seven hits and one run while striking out six in the complete-game effort ... was named American League Pitcher of the Month for September when he was 5-0 with a 0.93 ERA (4 ER/38.2 IP) ... was the winning pitcher on 9/27 as the White Sox clinched their first division title in 10 years ... won his 14th game on 9/22 at California, breaking Luis Leal's single-season record for victories by a Venezuelan native (13 in 1983 and 1984) ... led AL with 122 walks ... finished sixth in the league with a .230 opponents batting average ... allowed 7.28 hits per 9.0 IP, the fourth-best mark in the AL ... batters hit just .201 with runners in scoring position, the second-best mark in the league ... allowed just .329 slugging percentage, third-lowest in the AL ... recorded sixth victory of the season with a three-hit, complete-game shutout on 6/15 at Oakland ... walked one with a career-high 11 strikeouts ... no Athletics runner reached second base ... was optioned to Class AAA Nashville on 8/24 for one start ... suffered the loss at Nashville vs. Buffalo (2 ER/6.1 IP). **1992:** Compiled a 4.88 ERA (28 ER/51.2 IP) in 25 relief appearances and registered a 3-1 record with a 5.55 ERA (30 ER/48.2 IP) in nine starts ... earned only career save on Opening Day at California ... moved into the rotation on 6/27 at New York after 14 relief appearances ... recorded first win of season on 7/2 vs. Boston, allowing only two runs and two hits over 7.0 IP to beat Roger Clemens ... made 11 relief appearances after the All-Star Break before returning to the starting rotation on 9/9 vs. Detroit ... posted 2-2 record with three holds in 25 relief appearances. **1991:** Became eighth-youngest pitcher to throw a no-hitter in major-league history (21 years, four months) on 8/11 at Baltimore ... was the youngest

since Oakland's Vida Blue in 1970 ... became the first Venezuelan and first White Sox left-hander to throw a no-hitter ... struck out the side in the first inning and recorded seventh strikeout vs. Randy Milligan to end game ... no-hitter came in his White Sox debut ... made first relief appearance on 9/24 at Minnesota, allowing two hits and one run in 5.1 IP ... notched 8-0 mark with a 1.47 ERA with Zulia of Venezuelan Winter League ... named *Baseball America's* Winter Player of the Year. **1989:** Made major-league debut with Texas on 7/24 vs. Toronto ... suffered loss, facing five batters, retiring none and yielding two home runs and three earned runs.

Monthly Bests

Wins	5
twice, last 4/94	
ERA	0.93
	9/93
SO	36
	6/93

Minor League Highlights: **1991:** Was named to *Baseball America's* Class AA All-Star Team ... strikeout total of 165 was the top figure among Class AA pitchers and 1.83 ERA was second when he was recalled from Birmingham on 8/10. **1990:** Opened season at Class AAA Vancouver after appearing in spring training with Sox as a non-roster invitee ... posted 7-7 record in 15 starts at Vancouver ... spent second half of season at Class AA Birmingham of the Southern League ... recorded 5-1 mark with a 4.27 ERA with Barons. **1989:** Began season at Class A Charlotte of the Florida State League ... owned 7-4 mark with 2.11 ERA in 13 starts ... hurled three complete games and two shutouts ... promoted to Class AA Tulsa of the Texas League on 6/12 ... posted 2-2 record, 2.06 ERA and a shutout in seven starts ... called up to Rangers on 7/21 and made first major-league start on 7/24 vs. Toronto ... re-assigned to Tulsa on 7/25 ... obtained by the Sox on 7/29 from Texas and assigned to Birmingham ... fashioned a 2-1 mark for the Barons with a 3.03 ERA ... pitched two-hit, complete-game shutout (2-0) vs. Huntsville in Game 2 of the Southern League's Western Division finals, helping the Barons to the championship. **1988:** Led Rangers organization with 143 strikeouts ... split season between Class A Gastonia and Class AAA Oklahoma City ... posted 4-11 record with 2.98 ERA in 23 starts for Gastonia. **1987:** Spent first year in pro ball with Gulf Coast League Rangers and Gastonia ... went 2-5 with 5.24 ERA at Port Charlotte and 1-5 with 6.47 ERA with Gastonia.

Miscellaneous/Personal: Married Dihanna Vergel ... has two children: Vanessa (4/6/93) and Viviana (1/16/95) ... once fanned 21 batters in a Little League game ... represented Venezuela in international tournaments at every age level and pitched 12 no-hitters between 1981-1986, his last winning the national title ... hometown of Maracaibo won 1994 Little League World Series.

YEAR	CLUB	W-L	PCT	ERA	G	GS	CG	SHO	SV	IP	H	R	ER	HR	HB	BB-I	SO	WP	BK
1987	Gastonia	1-5	.166	6.47	8	6	0	0	0	32.0	39	24	23	5	4	23-0	19	0	0
	Gulf Coast	2-5	.286	5.24	10	10	0	0	0	44.2	41	27	29	#6	3	21-0	46	3	0
1988	Gastonia	4-11	.267	2.98	23	23	1	0	0	127.0	113	63	42	5	7	50-1	134	5	10
	Oklahoma City	1-1	.500	3.78	5	3	0	0	0	16.2	17	6	7	2	1	6-0	9	0	0
1989	Charlotte	7-4	.636	2.11	13	13	3	2	0	81.0	68	29	19	2	4	21-0	46	7	0
	Tulsa	2-2	.500	2.06	7	7	1	1	0	48.0	40	14	11	1	0	16-3	29	1	4
	TEXAS	0-1	.000	INF	1	1	0	0	0	0.0	3	3	3	2	0	2-0	0	0	0
	Birmingham	2-1	.667	3.03	6	6	0	0	0	35.2	32	12	12	2	1	16-0	18	1	1
1990	Vancouver	7-7	.500	6.00	17	15	1	0	0	75.0	91	54	50	7	4	51-0	35	1	3
	Birmingham	5-1	.833	4.27	7	7	1	0	0	46.1	44	24	22	4	0	25-0	36	2	2
1991	Birmingham	10-6	.625	1.83	23	23	3	2	0	152.1	109	46	31	6	3	74-0	165	9	3
	WHITE SOX	3-2	.600	3.51	10	9	2	1	0	56.1	47	26	22	9	0	29-0	32	2	0
1992	WHITE SOX	5-3	.625	5.20	34	9	0	0	1	100.1	103	64	58	12	4	65-2	66	2	0
1993	WHITE SOX	15-8	.652	2.95	31	31	1	1	0	207.2	168	78	68	14	7	122-8	155	2	1
	Nashville	0-1	.000	2.84	1	1	0	0	0	6.1	7	7	2	0	0	2-0	8	0	0
1994	WHITE SOX	12-8	.600	3.45	24	24	2	1	0	161.2	147	72	62	16	0	62-1	108	3	0
MINOR TOTALS		41-44	.482	3.36	120	114	10	5	0	665.0	601	308	248	40	27	305-4	545	29	23
A.L. TOTALS		35-22	.614	3.64	100	74	5	3	1	526.0	468	243	213	53	11	280-11	361	9	1
M.L. TOTALS		35-22	.614	3.64	100	74	5	3	1	526.0	468	243	213	53	11	280-11	361	9	1

* Led League #Tied for League Lead

— Signed by Texas as a free agent (9/23/86).

— Traded by Texas with Scott Fletcher and Sammy Sosa to the White Sox for Harold Baines and Fred Manrique (7/29/89).

LEAGUE CHAMPIONSHIP SERIES RECORD

YEAR	CLUB	W-L	PCT	ERA	G	GS	CG	SHO	SV	IP	H	R	ER	HR	HB	BB-I	SO	WP	BK
1993	SOX vs. Tor.	1-0	1.000	1.00	1	1	1	0	0	9.0	7	1	1	0	0	2-0	6	0	0

ALL-STAR GAME RECORD

YEAR	CLUB	SITE	W-L	PCT	ERA	G	GS	CG	SHO	SV	IP	H	R	ER	HR	HB	BB-I	SO	WP	BK
1994	A.L.	Pittsburgh	0-0	.000	0.00	1	0	0	0	0	1.0	0	0	0	0	0	0-0	0	0	0

ALVAREZ'S STATISTICAL BREAKDOWN

CLUB	1994						CAREER					
	ERA	W-L	SV	IP	ER	SO	ERA	W-L	SV	IP	ER	SO
Baltimore	0.00	1-0	0	9.0	0	6	2.27	4-1	0	55.1	14	29
Boston	1.50	1-0	0	6.0	1	4	1.69	2-1	0	32.0	6	21
California	4.30	0-1	0	14.2	7	14	4.44	3-2	1	50.2	25	36
Cleveland	1.99	3-1	0	31.2	7	19	2.91	5-2	0	68.0	22	44
Detroit	4.50	2-0	0	12.0	6	12	4.97	4-3	0	41.2	23	34
Kansas City	3.00	0-2	0	15.0	5	8	3.04	1-3	0	26.2	9	12
Milwaukee	23.14	0-1	0	2.1	6	1	6.75	0-1	0	9.1	7	3
Minnesota	11.25	0-1	0	4.0	5	4	4.23	1-1	0	27.2	13	20
New York	4.38	1-0	0	12.1	6	8	4.78	4-1	0	52.2	28	43
Oakland	5.27	0-1	0	13.2	8	11	3.74	2-2	0	53.0	22	46
Seattle	1.69	1-0	0	16.0	3	7	2.59	4-2	0	48.2	14	27
Texas	0.60	2-0	0	15.0	1	9	3.29	2-0	0	27.1	10	24
Toronto	6.30	1-1	0	10.0	7	5	5.45	3-3	0	33.0	20	22
1994 Totals/Lifetime	3.45	12-8	0	161.2	62	108	3.64	35-22	1	526.0	213	361
Home	3.11	6-4	0	84.0	29	56	3.74	16-12	0	255.1	106	178
Road	3.82	6-4	0	77.2	33	52	3.56	19-10	1	270.2	107	183
Day	4.02	5-2	0	47.0	21	32	3.78	11-7	0	152.1	64	102
Night	3.22	7-6	0	114.2	41	76	3.59	24-15	1	373.2	149	259
Grass	3.32	11-6	0	143.2	53	97	3.70	30-18	1	459.2	189	323
Turf	4.50	1-2	0	18.0	9	11	3.26	5-4	0	66.1	24	38
1st Half	3.63	10-4	0	116.2	47	78	3.61	20-12	1	287.0	115	190
2nd Half	3.00	2-4	0	45.0	15	30	3.69	15-10	0	239.0	98	171
April	3.03	5-0	0	32.2	11	22	2.37	6-0	1	60.2	16	43
May	1.85	3-0	0	39.0	8	20	2.95	7-1	0	91.2	30	59
June	4.62	1-3	0	37.0	19	28	4.37	3-8	0	92.2	45	70
July	3.72	3-3	0	38.2	16	26	4.00	6-7	0	99.0	44	51
August	5.02	0-2	0	14.1	8	12	4.96	4-6	0	74.1	41	62
Sept-Oct	—	—	—	—	—	—	3.09	9-0	0	107.2	37	76
As a Starter	3.45	12-8	0	161.2	62	108	3.53	33-20	0	469.0	184	325
In Relief	—	—	—	—	—	—	4.58	2-2	1	57.0	29	36

ALVAREZ'S CAREER BY PARK

CLUB	1994						CAREER					
	ERA	W-L	SV	IP	ER	SO	ERA	W-L	SV	IP	ER	SO
Baltimore	—	—	—	—	—	—	4.22	1-1	0	21.1	10	9
Boston	1.50	1-0	0	6.0	1	4	1.93	1-1	0	14.0	3	8
California	5.40	0-1	0	6.2	4	5	3.24	2-1	1	25.0	9	14
Chicago	3.11	6-4	0	84.0	29	56	3.63	16-11	0	255.1	103	178
Cleveland	2.45	2-0	0	14.2	4	8	2.45	2-0	0	14.2	4	8
Detroit	4.76	1-0	0	5.2	3	7	3.55	2-0	0	12.2	5	15
Kansas City	3.86	0-1	0	7.0	3	3	3.57	1-2	0	17.2	7	7
Milwaukee	—	—	—	—	—	—	1.29	0-0	0	7.0	1	2
Minnesota	11.25	0-1	0	4.0	5	4	4.08	0-1	0	17.2	8	15
New York	4.50	0-0	0	6.0	3	3	5.03	2-1	0	34.0	19	25
Oakland	5.27	0-1	0	13.2	8	11	3.41	2-1	0	37.0	14	34
Seattle	—	—	—	—	—	—	3.24	2-1	0	16.2	6	10
Texas	1.29	1-0	0	7.0	1	3	1.29	1-0	0	7.0	1	3
Toronto	1.29	1-0	0	7.0	1	4	1.88	2-0	0	14.1	3	6

Alvarez's Career Bests

Game	Season
SO, Starter — 11 (6/15/93 at Oak.)	Wins — 15 (1993)
SO, Reliever — 5 (8/20/92 vs. Tex.)	ERA — 2.95 (1993)
Low BB, Starter — 0 (5/27/94 vs. Bal., 9.0 IP)	IP — 207.2 (1993)
Low BB, Reliever — 0 (4/7/92 at Cal., 3.0 IP)	SO — 155 (1993)
Low Hits, Starter — 0 (8/11/91 at Bal., 9.0 IP)	Win Streak — 8 (4/6-5/27/94)
Low Hits, Reliever — 0 (4/7/92 at Cal., 3.0 IP)	
IP, Starter — 9.0 (four times, last 5/27/94 vs. Bal.)	
IP, Reliever — 5.1 (9/24/91 at Min.)	
CG — 5 (last 5/27/94 vs. Bal.)	
SHO — 3 (last 5/27/94 vs. Bal.)	

All-Time Venezuelan Victory Leaders

Season		Career	
Pitcher	Wins	Pitcher	Wins
Wilson Alvarez (SOX, 1993)	15	Luis Leal (1980-85)	51
Luis Leal (TOR, 1984)	13	Alex Carrasquel (1939-49)	50
Luis Leal (TOR, 1983)	13	Wilson Alvarez (1989-94)	35
Wilson Alvarez (SOX, 1994)	12	Luis Sanchez (1981-85)	28
Alex Carrasquel (WAS, 1943)	11	Manny Sarmiento (1976-83)	26

JAMES BALDWIN

37



Given Name: James Baldwin Jr.

Position: Pitcher

Bats: Right

Throws: Right

Height: 6-3

Weight: 210

Opening Day Age: 23

Born: July 15, 1971, Southern Pines, N.C.

Resides: Southern Pines, N.C.

First Pro Contract: White Sox

Sox Acquisition: Selected in the fourth round, June 1990 free agent draft.

Major League Service: None.

Contract Status: Signed through 1995.

1994: Led the American Association with 156 strikeouts, 12 more than teammate Scott Ruffcorn ... total was eighth among all Class AAA and Class AA pitchers ... averaged 8.67 strikeouts per 9.0 IP (156 SO/162.0 IP), which led the league and was tied for seventh among all Class AAA and Class AA pitchers ... his 12 victories ranked fourth in the league and his opponent batting average of .237 ranked third ... he was second at Class AAA Nashville in starts (26) and third in IP ... posted an 8-2 record with a 4.50 ERA (37 ER/74.0 IP) at home and a 4-4 mark with a 2.72 ERA (25 ER/82.2 IP) on the road ... went 3-0 with a 2.45 ERA (10 ER/36.2 IP) during July ... was selected as AA Pitcher of the Week for 7/10-16 when he tossed two complete-game victories, allowing two earned runs and striking out 16 in 18.0 IP (1.00 ERA) ... struck out a season-high 13 on 7/16 at Louisville ... reached double figures in strikeouts three times, including an 11-strikeout effort on 6/2 at Louisville (6.0IP) and 10 on 5/18 vs. Buffalo ... won four straight starts from 5/13-28 ... had a 2-2 record with a 4.69 ERA (16 ER/30.2 IP) after his first six starts and went 10-4 with a 3.49 ERA (51 ER/131.1 IP) over his final 20 outings ... was selected as the organization's No.1 Prospect in a preseason poll by *Baseball America* and the No. 2 Prospect behind pitcher Scott Ruffcorn in a postseason survey ... was voted the No. 1 Prospect in the AA in a postseason rating by *Baseball America*.

Minor League Highlights: Has fanned 603 batters over 635.0 IP in his professional career, an average of 8.5 per 9.0 IP. **1993:** Split season between Class AA Birmingham and Class AAA Nashville ... combined to go 13-9 with a 2.38 ERA (50 ER/189.0 IP) ... 13 wins tied for third in the organization ... led all Class AAA and Class AA pitchers in ERA ... tied for second with an opponent batting average of .205 ... ranked fourth in IP ... struck out 168 batters at the two stops, the third-highest total in the organization ... led the Southern League in ERA ... struck out 10 on 6/15 vs. Chattanooga and a season-high 12 for Nashville on 7/29 vs. Buffalo ... was named Howe Sportsdata Pitcher of the Week in the American Association twice (7/25-31 and 8/15-21) ... traveled with the White Sox in September but was not activated. **1992:** Split season between Class A South Bend and Class A Sarasota of the Florida State League ... led Sox minor leaguers with 176 strikeouts at both stops, which tied for sixth among all minor-league pitchers ... combined ERA of 2.52 ranked sixth in the organization ... named Midwest League Player of the Week for 7/19-25 and was selected to the league's postseason All-Star Team ... ranked among the MWL's Top 10 prospects by *Baseball America*. **1991:** Was 4-5 with a 3.79 ERA (30 ER/71.1 IP) at Rookie Sarasota and Class A Utica ... struck out 48 in 34.0 IP at Sarasota and posted a 2.12 ERA. **1990:** Spent first professional season at Rookie Sarasota of the Gulf Coast League ... struck out 32 in 37.1 IP and was 1-6 with a 4.10 ERA.

Miscellaneous/Personal: Single ... has one child: James Baldwin III (10/10/92) ... was signed by Danny Monzon and Alex Cosmidis ... a graduate of Pine Crest (N.C.) High School where he played football, baseball and basketball ... was recruited by several Division I schools as a fullback ... pitched against Cincinnati's John Roper in high school.

YEAR	CLUB	W-L	PCT	ERA	G	GS	CG	SHO	SV	IP	H	R	ER	HR	HB	BB-I	SO	WP	BK
1990	Sarasota (GCL)	1-6	.143	4.10	9	7	0	0	0	37.1	32	29	17	1	0	18-0	32	6	3
1991	Sarasota (GCL)	3-1	.750	2.12	6	6	0	0	0	34.0	16	8	8	0	1	16-0	48	3	1
	Utica	1-4	.200	5.30	7	7	1	0	0	37.1	40	26	22	0	2	27-0	23	4	2
1992	South Bend	9-5	.643	2.42	21	21	1	1	0	137.2	118	53	37	6	3	45-0	137	8	2
	Sarasota (FSL)	1-2	.333	2.87	6	6	1	0	0	37.2	31	13	12	2	1	7-0	39	1	0
1993	Birmingham	8-5	.615	2.25	17	17	#4	0	0	120.0	94	48	30	6	6	43-0	107	7	2
	Nashville	5-4	.556	2.61	10	10	1	0	0	69.0	43	21	20	5	0	36-0	61	3	1
1994	Nashville	12-6	.667	3.72	26	26	2	0	0	162.0	144	75	67	14	1	83-1	156	9	4
MINOR TOTALS		40-33	.548	3.02	102	100	10	1	0	635.0	518	273	213	34	14	275-1	603	41	15

*Led League # Tied for League Lead

— Selected by the White Sox in fourth round of free agent draft (6/90).

— On Class AAA disabled list (8/3-19/94).

JASON BERE

46



Given Name: Jason Phillip Bere
Position: Pitcher
Bats: Right **Throws:** Right
Height: 6-3 **Weight:** 185
Opening Day Age: 23
Born: May 26, 1971, Cambridge, Mass.
Resides: Wilmington, Mass.
First Pro Contract: White Sox.
Sox Acquisition: Selected in 36th round,
June 1990 free agent draft.
Major League Service: One year, 91 days.
Contract Status: Signed through 1995.

1994: Topped the American League and set a club record with an .857 winning percentage (12-2), the first Sox pitcher to lead the league since Richard Dotson in 1983 (.759) ... his 12 victories matched his career high set in 1993 and tied for seventh in the league ... his 127 strikeouts tied for the team high and tied for seventh in the AL ... was 7-1 with a 3.78 ERA (29 ER/69.0 IP) and 65 strikeouts in 12 road starts compared to a 5-1 mark with a 3.84 ERA (31 ER/72.2 IP) at Comiskey Park ... went 4-0 over his last 10 starts as Sox were 8-2 ... is 19-2 with a 3.26 ERA (69 ER/190.1 IP) and 179 strikeouts over his last 31 starts (since 8/28/93) ... recorded 10th victory and 100th strikeout on 7/17 vs. Cleveland ... was the losing pitcher in his first All-Star Game appearance on 7/12 at Pittsburgh ... was the youngest AL pitcher in an All-Star Game since 22-year-old Britt Burns in 1981 ... entered the game in the 10th inning and allowed a leadoff single to Tony Gwynn, followed by Moises Alou's game-winning double ... tied career bests by allowing two hits over 8.0 IP on 6/13 vs. Oakland ... struck out a career-high 14 in that game to become the seventh Sox pitcher (10th time) to record 14 or more strikeouts in a game ... 14 strikeouts were the most by a Sox pitcher since Juan Pizarro struck out 14 on 7/31/64 and the most by a right-handed pitcher since Early Wynn recorded 14 on 5/1/59 ... 14 strikeouts tied the AL high for 1994 (matching Bobby Witt of Oakland) ... opponents hit just .229, fifth-lowest total in the league ... his 80 walks were fifth-most in the AL ... averaged 8.1 strikeouts per 9.0 IP (127 SO/141.2 IP), fifth in the AL and third-highest total in club history ... allowed just 7.6 hits per 9.0 IP (119 H/141.2 IP), which ranked fifth in the league ... Bere, Steve Avery, Greg Maddux and Kevin Tapani were the only major-league pitchers to go 4-0 in May ... limited the opposition to five or fewer hits and three or fewer runs in 17 of 24 starts ... held opponents to a .374 slugging percentage, ninth in the AL, and limited the opposition to a .196 batting average with men on base, sixth in the league ... his nine-game regular-season winning streak ended with loss on 4/29 at Detroit ... Bere and Wilson Alvarez combined to win 21 consecutive regular-season decisions before that loss ... won his final seven decisions of 1993 and first two of 1994 ... his 30 April strikeouts tied the fourth-highest total in the month by a Sox pitcher since 1970.

Major League Highlights: Owns two of the top single-game strikeout performances in club history (14 on 6/13/94 vs. Oak. and 13 on 9/8/93 vs. Bos.) ... career winning percentage is .774 (24-7) ... is 11-4 with a 3.35 ERA (53 ER/142.1 IP) and 126 strikeouts in 24 career starts at Comiskey Park. **1993:** Finished second to California's Tim Salmon in the American League Rookie of the Year voting ... won his last seven starts to improve to 12-5, the most wins by a Sox rookie pitcher since Melido Perez also won 12 in 1988 ... posted a 1.66 ERA (9 ER/48.2 IP) in his last

Winningest Active American League Pitchers Age 25 or Under

Pitcher	PCT	W-L
Jason Bere, SOX	.774	24-7
Bob Wickman, NY	.735	25-9
Mike Mussina, BAL	.712	52-21
Aaron Sele, BOS	.625	15-9
Wilson Alvarez, SOX	.614	35-22
Dave Fleming, SEA	.587	37-26
Hipolito Pichardo, KC	.553	21-17
Alex Fernandez, SOX	.531	51-45

Note: Includes pitchers who turned 25 during the 1994 season.
Minimum: 10 victories

seven outings and struck out 52 while walking 21 ... struck out 12 in 6.2 IP on 9/20 at California ... struck out a career-high 13 and allowed just two hits in 8.0 IP vs. Boston on 9/8 at Comiskey Park ... those 13 strikeouts were the most by a Sox pitcher since Chris Knapp on 9/11/77 at California (game two) ... the 13 strikeouts tied 14 other performances for the 10th-best in franchise history ... led Sox starting staff in hits per 9.0 IP (6.9) and strikeouts per 9.0 IP (8.1) ... registered a 2.19 ERA (23 ER/94.1 IP) after the All-Star Break ... went 7-2 and posted a 1.95 ERA (15 ER/69.1 IP) in his last 11 starts ... averaged 8.1 strikeouts per 9.0 IP (129 SO/142.2 IP), the best mark among AL rookie starters ... also led AL rookies in victories, starts, IP, hits per 9.0 IP, strikeouts per 9.0 IP and strikeouts ... led Sox with a .706 winning percentage ... opponents hit just .205 with runners on base and .179 with runners in scoring position ... went 10-1 when he did not allow a first-inning run (three no decisions) ... was named to the all-rookie squad by *Baseball Digest* ... recorded first career victory on 6/2 at Detroit ... was recalled from Class AAA Nashville on 5/25 ... made major-league debut on 5/27 vs. Kansas City.

Monthly Bests

Wins 5
9/93

ERA 2.41
9/93

SO 43
9/93

Minor League Highlights: Owns a 2.65 ERA (124 ER/421.1 IP) and a 25-23 record over his minor-league career ... strikeout-to-walk ratio was 2:1 (404 SO/198 BB) ... allowed just 6.6 hits per 9.0 IP in his career. **1993:** Led the American Association with 52 strikeouts and ranked fifth with a 2.37 ERA when he was recalled ... was tied for second in wins ... named best pitching prospect in American Association by *Baseball America*. **1992:** Pitched at three different stops in organization ... combined to go 11-6 with a 2.58 ERA (49 ER/171.0 IP) ... struck out 153 while walking 54 ... strikeout total ranked second in the organization and ERA ranked seventh ... surrendered just 130 hits in 171.0 IP (6.8 hits per 9.0 IP) ... started season at Class A Sarasota and was 7-2 with a 2.41 ERA (31 ER/116.0 IP) ... struck out 106 while walking 34 ... led Florida State League starters in opponent batting average (.202) ... was 3-1 with a 1.83 ERA (7 ER/34.1 IP) in May ... struck out 35 and walked three in the month ... won last five decisions ... allowed fewer than three earned runs in 11 of 18 starts ... fired complete-game shutout on 5/22 vs. St. Lucie ... struck out 12 in 7.0 IP on 6/23 vs. Port Charlotte ... went 4-4 in eight starts at Class AA Birmingham ... tossed four complete games ... made first start for Barons on 7/21 at Huntsville ... won four of last five decisions ... struck out 11 on 8/29 at Charlotte ... fired a two-hit shutout on 9/3 vs. Orlando and a three-hit shutout on 8/24 at Jacksonville ... made one relief appearance at Class AAA Vancouver ... went 1.0 IP on 9/7 at Calgary ... started Hall of Fame exhibition game for the Sox vs. the New York Mets on 8/3 at Cooperstown, N.Y. ... did not allow a hit in 5.0 IP and struck out three ... struck out Dave Magadan and Eddie Murray to end first inning. **1991:** Ranked ninth in Midwest League with a 2.87 ERA (52 ER/163.0 IP) ... named Midwest League Pitcher of the Week on 8/3 ... was 4-1 with a 1.85 ERA in August ... struck out 158 in 163.0 IP ... turned in 14-strikeout performance in 7.0 IP on 6/9 at Beloit ... tossed three-hit shutout on 8/3 vs. Appleton. **1990:** Was 0-4 despite a 2.37 ERA (10 ER/38.0 IP) at Rookie Sarasota ... struck out 41 while walking 19.

Miscellaneous/Personal: Married Danelle Irwin ... participated in the Cuervo World Series of Beach Volleyball in Kauai, Hawaii, with teammate Craig Grebeck after the 1994 season ... played baseball at Middlesex Community College in Burlington, Mass. ... graduate of Wilmington (Mass.) High School ... was signed by Mark Bernstein and Guy Mader.

YEAR	CLUB	W-L	PCT	ERA	G	GS	CG	SHO	SV	IP	H	R	ER	HR	HB	BB-I	SO	WP	BK
1990	Sarasota (GCL)	0-4	.000	2.37	16	2	0	0	1	36.0	26	19	10	1	1	19-0	41	1	0
1991	South Bend	9-12	.429	2.87	27	27	2	1	0	163.0	116	66	52	8	5	100-0	158	11	1
1992	Sarasota (FSL)	7-2	.778	2.41	18	18	1	1	0	116.0	84	35	31	3	1	34-3	106	6	0
	Birmingham	4-4	.500	3.00	8	8	4	2	0	54.0	44	22	18	1	1	20-1	45	1	0
	Vancouver	0-0	.000	0.00	1	0	0	0	0	1.0	2	0	0	0	1	0-0	2	0	0
1993	Nashville	5-1	.833	2.37	8	8	0	0	0	49.1	35	19	13	1	1	25-1	52	2	0
	WHITE SOX	12-5	.706	3.47	24	24	1	0	0	142.2	109	60	55	12	5	81-0	129	8	0
1994	WHITE SOX	12-2	.857	3.81	24	24	0	0	0	141.2	119	65	60	17	1	60-0	127	2	0
MINOR TOTALS		25-23	.521	2.65	78	63	7	4	1	421.1	308	161	124	14	10	198-5	404	21	1
A.L. TOTALS		24-7	.774	3.64	48	48	1	0	0	284.1	228	125	115	29	6	161-0	256	10	0
M.L. TOTALS		24-7	.774	3.64	48	48	1	0	0	284.1	228	125	115	29	6	161-0	256	10	0

* Led League

— Selected by the White Sox in the 36th round of the free agent draft (6/90).

LEAGUE CHAMPIONSHIP SERIES RECORD

YEAR	CLUB	W-L	PCT	ERA	G	GS	CG	SHO	SV	IP	H	R	ER	HR	HB	BB-I	SO	WP	BK
1993	SOX vs. Tor.	0-0	.000	11.57	1	1	0	0	0	2.1	5	3	3	0	1	2-0	3	0	0

ALL-STAR GAME RECORD

YEAR	CLUB	SITE	W-L	PCT	ERA	G	GS	CG	SHO	SV	IP	H	R	ER	HR	HB	BB-I	SO	WP	BK
1994	A.L.	Pittsburgh	0-1	.000	INF	1	0	0	0	0	0.0	2	1	1	0	0	0-0	0	0	0

BERE'S STATISTICAL BREAKDOWN

CLUB	1994						CAREER					
	ERA	W-L	SV	IP	ER	SO	ERA	W-L	SV	IP	ER	SO
Baltimore	2.84	2-0	0	12.2	4	8	6.75	3-1	0	18.2	14	14
Boston	5.40	0-0	0	5.0	3	2	2.37	1-1	0	19.0	5	20
California	5.03	1-1	0	19.2	11	24	5.15	2-2	0	36.2	21	48
Cleveland	8.53	1-0	0	6.1	6	7	3.86	3-1	0	28.1	10	20
Detroit	5.11	0-1	0	12.1	7	15	3.86	3-1	0	30.1	13	38
Kansas City	5.06	0-0	0	16.0	9	15	4.97	1-1	0	41.2	23	57
Milwaukee	3.66	2-0	0	19.2	8	17	1.93	2-0	0	32.2	9	24
Minnesota	—	—	—	—	—	—	0.00	1-0	0	8.0	0	7
New York	0.00	1-0	0	7.0	0	6	0.00	1-0	0	9.0	0	7
Oakland	0.92	3-0	0	19.2	2	18	0.92	3-0	0	19.2	2	18
Seattle	5.59	1-0	0	9.2	6	4	5.59	1-0	0	9.2	6	4
Texas	2.70	1-0	0	6.2	2	6	3.80	3-0	0	23.2	10	14
Toronto	2.57	0-0	0	7.0	2	5	2.57	0-0	0	7.0	2	5
1994 Totals/Lifetime	3.81	12-2	0	141.2	60	127	3.64	24-7	0	284.1	115	256
Home	3.84	5-1	0	72.2	31	62	3.35	11-4	0	142.1	53	126
Road	3.78	7-1	0	69.0	29	65	3.93	13-3	0	142.0	62	130
Day	3.31	3-0	0	35.1	13	24	3.14	6-2	0	80.1	28	57
Night	3.98	9-2	0	106.1	47	103	3.84	18-5	0	204.0	87	199
Grass	3.95	12-2	0	130.0	57	116	3.64	23-7	0	259.2	105	233
Turf	2.31	0-0	0	11.2	3	11	3.65	1-0	0	24.2	10	23
1st Half	3.56	9-2	0	111.1	44	94	4.28	13-5	0	159.2	76	138
2nd Half	4.75	3-0	0	30.1	16	33	2.82	11-2	0	124.2	39	118
April	3.45	2-1	0	31.1	12	30	3.45	2-1	0	31.1	12	30
May	3.23	4-0	0	30.2	11	20	3.93	4-1	0	36.2	16	24
June	3.68	2-1	0	36.2	15	34	3.95	5-2	0	73.0	32	68
July	4.50	2-0	0	26.0	13	26	4.50	4-1	0	52.0	26	45
August	4.76	2-0	0	17.0	9	17	3.55	3-2	0	50.2	20	44
Sept-Oct	—	—	—	—	—	—	1.99	6-0	0	40.2	9	45
As a Starter	3.81	12-2	0	141.2	60	127	3.64	24-7	0	284.1	115	256
In Relief	—	—	—	—	—	—	—	—	—	—	—	—

BERE'S CAREER BY PARK

CLUB	1994						CAREER					
	ERA	W-L	SV	IP	ER	SO	ERA	W-L	SV	IP	ER	SO
Baltimore	2.57	1-0	0	7.0	2	4	5.25	2-0	0	12.0	7	8
Boston	—	—	—	—	—	—	3.00	0-1	0	6.0	2	5
California	4.97	1-0	0	12.2	7	18	5.70	2-0	0	23.2	14	35
Chicago	3.84	5-1	0	72.2	31	62	3.35	11-4	0	142.1	53	126
Cleveland	53.73	0-0	0	0.2	4	0	53.73	0-0	0	0.2	4	0
Detroit	4.27	0-1	0	6.1	3	9	3.44	2-1	0	18.1	7	23
Kansas City	1.29	0-0	0	7.0	1	9	3.60	1-0	0	20.0	8	21
Milwaukee	4.38	2-0	0	12.1	6	13	2.95	2-0	0	18.1	6	18
Minnesota	—	—	—	—	—	—	—	—	—	—	—	—
New York	—	—	—	—	—	—	—	—	—	—	—	—
Oakland	1.54	2-0	0	11.2	2	4	1.54	2-0	0	11.2	2	4
Seattle	3.85	0-0	0	4.2	2	2	3.86	0-0	0	4.2	2	2
Texas	2.70	1-0	0	6.2	2	6	2.70	1-0	0	6.2	2	6
Toronto	—	—	—	—	—	—	—	—	—	—	—	—

Bere's Career Bests

Game	Season
SO, Starter — 14 (6/13/94 vs. Oak., 8.0 IP)	Wins — 12 (1993, 1994)
Low BB, Starter — 1 (9/20/93 at Cal., 6.2 IP)	ERA — 3.47 (1993)
Low Hits, Starter — 2 (twice, last 6/13/94 vs. Oak., 8.0 IP)	IP — 142.2 (1993)
IP, Starter — 8.0 (five times, last 6/13/94 vs. Oak.)	SO — 129 (1993)
CG — 1 (6/28/93 at Cle.)	Win Streak — 7 (8/28-10/3/93)
SHO — None	

White Sox Since 1990

The White Sox are the only major-league team to finish above .500 in each of the last five seasons and have gone 428-333 (.562) since 1990, the best record in the American League and the second-best in the majors. The Atlanta Braves are 429-333 (.563) since 1990 and own the best record in the majors over that span. The last time the Sox posted a winning record in five consecutive seasons was a 17-year run from 1951-67.

MIKE BERTOTTI

52



Given Name: Michael David Bertotti
Position: Pitcher
Bats: Left **Throws:** Left
Height: 6-1 **Weight:** 185
Opening Day Age: 25
Born: January 18, 1970, Jersey City, N.J.
Resides: Highland Mills, N.Y.
First Pro Contract: White Sox.
Sox Acquisition: Selected in the 31st round, June 1991 free agent draft.
Major League Service: None.
Contract Status: Signed through 1995.

PLAYERS

1994: Ranked fifth in the organization with 147 combined strikeouts at Class A Prince William and Class AA Birmingham ... tossed three one-hitters on the season ... came within one pitch of a perfect game (allowing only a second inning home run) in 1-0 loss vs. Winston-Salem on 5/16 ... struck out 11 in the game without issuing a walk ... faced 28 batters, retiring the last 22 ... fired one-hit shutout vs. Durham on 5/29, striking out 10 and throwing just 94 pitches ... he carried a perfect game into the seventh inning ... was named Carolina League Pitcher of the Week (5/29-6/4) ... allowed only a bunt single in tossing one-hit victory on 7/14 at Knoxville ... reached double figures in strikeouts four times with Prince William (high of 11 twice) ... was 3-0 with a 2.14 ERA (8 ER/33.2 IP) in July ... played in the Arizona Fall League, posting a 3-2 record with a 3.79 ERA (16 ER/38.0 IP) in nine starts for Scottsdale.

Minor League Highlights: 1993: Split the season between Class A Hickory and Class A South Bend ... his 185 strikeouts tied for fifth among all minor-league pitchers and matched Scott Ruffcorn for the organization high ... fired a one-hitter for South Bend on 8/6 vs. Burlington and a two-hitter on 6/11 vs. Rockford ... struck out 9.76 per 9.0 IP (185 SO/170.2 IP), the 11th-best ratio among full-season pitchers ... his 3.00 ERA (57 ER/170.2 IP) was eighth among Sox pitchers ... was Pitcher of the Week (4/18-24) with Hickory and again with South Bend (6/6-12). **1992:** Made 17 appearances at Class A Utica and 11 at South Bend. **1991:** Spent the season at Utica ... averaged 8.0 strikeouts per 9.0 IP (33 SO/37.1 IP).

Miscellaneous/Personal: Single ... was signed by Mark Bernstein and Marc Cuseta ... played collegiate baseball at Iona College.

YEAR	CLUB	W-L	PCT	ERA	G	GS	CG	SHO	SV	IP	H	R	ER	HR	HB	BB-I	SO	WP	BK
1991	Utica	3-4	.429	5.79	14	5	0	0	0	37.1	38	33	24	2	2	36-0	33	9	0
1992	Utica	2-2	.500	6.21	17	1	0	0	1	33.1	36	28	23	2	2	31-0	23	7	1
	South Bend	0-3	.000	3.72	11	0	0	0	1	19.1	12	8	8	1	1	22-0	17	1	1
1993	Hickory	3-3	.500	2.11	9	9	2	0	0	59.2	42	19	14	2	1	29-1	77	2	3
	South Bend	5-7	.417	3.49	17	16	2	2	0	111.0	93	51	43	5	6	44-2	108	7	1
1994	Prince William	7-6	.538	3.53	16	15	2	1	0	104.2	90	48	41	13	3	43-0	103	8	1
	Birmingham	4-3	.571	2.90	10	10	1	1	0	68.1	55	25	22	1	0	21-1	44	5	0
MINOR TOTALS		24-28	.462	3.63	94	56	7	4	2	433.2	366	212	175	26	15	226-4	405	39	7

— Selected by the White Sox in the 31st round of free agent draft (6/91).

Rookie Pitchers

Six rookie pitchers have won 15 or more games in White Sox history. Reb Russell holds the record with 21 wins in 1913. Gary Peters won 19 in 1963, Frank Smith 16 in 1904 and Tommy Thomas (1926), Tom Bradley (1971) and Britt Burns (1980) each won 15.

ROD BOLTON

42



Given Name: Rodney Earl Bolton
Position: Pitcher
Bats: Right **Throws:** Right
Height: 6-2 **Weight:** 190
Opening Day Age: 26
Born: September 23, 1968, Chattanooga, Tenn.
Resides: Chattanooga, Tenn.
First Pro Contract: White Sox.
Sox Acquisition: Selected in 13th round, June 1990 free agent draft.
Major League Service: 78 days.
Contract Status: Signed through 1995.

1994: Missed winning the American Association's ERA title for the second straight season by just 0.01 ... his 2.56 ERA (33 ER/116.0 IP) fell just short of Indianapolis' Matt Grott, who threw 0.1 IP more than Bolton ... made 17 starts at Class AAA Nashville before being placed on the disabled list from 7/12 through the rest of the season ... he went 3-1 with a 1.87 ERA (9 ER/43.1 IP) during May ... posted a 5-2 record with a 2.64 ERA (18 ER/61.1 IP) at home ... struck out a season-high seven in loss on 5/17 vs. Buffalo ... allowed no runs on two hits over 7.0 IP in victory on 5/12 at Buffalo ... won four of five decisions from 5/12-6/7, posting a 1.42 ERA (7 ER/44.1 IP) over the six starts ... allowed three or fewer earned runs in 14 of 17 starts ... went 8.2 IP twice, the last time in his final start of the season on 7/8 vs. Oklahoma City.

Major League Highlights: **1993:** Began the season in the White Sox rotation ... made major-league debut in loss on 4/10 vs. New York ... was optioned to Class AAA Nashville on 4/28 with an 0-3 record and a 7.02 ERA ... was recalled on 6/28 ... posted first career win on 7/4 vs. Baltimore, allowing three hits and one run over 7.0 IP ... won in relief on 7/31 at Seattle ... was optioned for the second time on 8/2 ... was recalled again on 9/16 but did not appear in a game.

Minor League Highlights: In 102 career appearances, is 53-27 (.663) with a 2.32 ERA (182 ER/706.20 IP) ... strikeout-to-walk ratio is 2.4:1 (478 SO/198 BB). **1993:** Won the American Association ERA crown at Nashville with a 2.88 mark ... ERA ranked eighth among all Class AA and Class AAA pitchers ... went 10-1 in 18 games (16 starts) and struck out 75 ... fired complete-game victory on 8/27 vs. Omaha ... earned first career save on 6/25 vs. Oklahoma City ... was named to *Baseball America's* postseason Class AAA All-Star Team. **1992:** Led the Pacific Coast League in IP (187.1) and was second in ERA (2.93) ... also ranked second among starters in fewest baserunners per 9.0 IP (11.24) ... opposing batters hit just .246, fifth best in the PCL among starting pitchers ... named the right-handed pitcher on the PCL All-Star Team ... fired complete-game shutouts on 7/11 vs. Portland and 8/15 vs. Edmonton ... struck out a season-high nine on two occasions ... was 6-4 with a 2.17 ERA (25 ER/103.2 IP) at home. **1991:** Named the organization's minor league Pitcher of the Year after posting a combined 15-10 mark with a 1.78 ERA at Class AA Birmingham and Class A Sarasota ... allowed only 7.19 hits per 9.0 IP ... led all White Sox minor-league pitchers with 192.2 IP ... started campaign at Sarasota with a 7-6 mark and 1.91 ERA and 15 victories ... threw a pair of three-hit shutouts (5/2 at Clearwater and 6/21 vs. St. Petersburg) ... compiled 1.46 ERA (10 ER/61.2 IP) over nine starts between 4/21 and 6/6 ... promoted to Birmingham in late June ... registered 8-4 ledger with 1.62 ERA at Birmingham ... allowed only three hits and one run over 7.0 IP in Class AA debut on 7/2 vs. Chattanooga ... posted 5-1 record with 0.60 ERA (3 ER/45.0 IP) in July to earn organization Pitcher of the Month honors ... tossed four-hit shutout on 7/24 vs. Orlando. **1990:** Split rookie season between Class A Utica of the New York-Penn League and Class A South Bend of the Midwest League ... was 10-2 with a 1.23 ERA in 13 starts ... hurled four complete games and a pair of shutouts ... fanned 95 batters in 95.0 IP ... threw three-hit shutout for South Bend in first game of Midwest League playoffs vs. Madison.

Miscellaneous/Personal: Single ... was signed by Mark Bernstein and Tom Calvano ... holds a bachelor's degree in marketing from the University of Kentucky ... college teammate of shortstop Brandon Wilson ... a two-time Most Valuable Player at Chattanooga State Community College ... led junior college pitchers in strikeouts with 133 in 1988 ... attended Ooltewah (Tenn.) High School where he was a two-year letterman as a pitcher, first baseman and third baseman ... was all-county as a junior and senior.

YEAR	CLUB	W-L	PCT	ERA	G	GS	CG	SHO	SV	IP	H	R	ER	HR	HB	BB-I	SO	WP	BK
1990	Utica	5-1	.833	0.41	6	6	1	1	0	44.0	27	4	2	0	3	11-0	45	0	0
	South Bend	5-1	.833	1.94	7	7	3	1	0	51.0	34	14	11	0	1	12-1	50	1	1
1991	Sarasota (FSL)	7-6	.538	1.91	15	15	5	2	0	103.2	81	29	22	2	2	23-0	77	3	1
	Birmingham	8-4	.667	1.62	12	12	3	2	0	89.0	73	26	16	3	8	21-1	57	3	0
1992	Vancouver	11-9	.550	2.93	27	27	3	2	0	187.1	174	72	61	9	1	59-2	111	9	2
1993	WHITE SOX	2-6	.250	7.44	9	8	0	0	0	42.1	55	40	35	4	1	16-0	17	4	0
	Nashville	10-1	.909	2.88	18	16	1	0	1	115.2	108	40	37	10	3	37-2	75	11	0
1994	Nashville	7-5	.583	2.56	17	17	1	0	0	116.0	108	43	33	4	4	35-2	63	2	0
MINOR TOTALS		53-27	.663	2.32	102	100	17	8	1	706.2	605	228	182	28	22	198-8	478	29	4
A.L. TOTALS		2-6	.250	7.44	9	8	0	0	0	42.1	55	40	35	4	1	16-0	17	4	0
M.L. TOTALS		2-6	.250	7.44	9	8	0	0	0	42.1	55	40	35	4	1	16-0	17	4	0

*Led League

- Selected by the White Sox in 13th round of free agent draft (6/90).
- On Class AAA Vancouver disabled list (9/15-10/9/92).
- On Class AAA Nashville disabled list (7/12/94-remainder of season).

BOLTON'S STATISTICAL BREAKDOWN

CLUB	1994						CAREER					
	ERA	W-L	SV	IP	ER	SO	ERA	W-L	SV	IP	ER	SO
Baltimore	—	—	—	—	—	—	2.92	1-1	0	12.1	4	7
Boston	—	—	—	—	—	—	4.91	0-1	0	7.1	4	1
California	—	—	—	—	—	—	—	—	—	—	—	—
Cleveland	—	—	—	—	—	—	17.18	0-1	0	3.2	7	1
Detroit	—	—	—	—	—	—	—	—	—	—	—	—
Kansas City	—	—	—	—	—	—	—	—	—	—	—	—
Milwaukee	—	—	—	—	—	—	3.18	0-0	0	5.2	2	4
Minnesota	—	—	—	—	—	—	—	—	—	—	—	—
New York	—	—	—	—	—	—	5.06	0-1	0	5.1	3	1
Oakland	—	—	—	—	—	—	—	—	—	—	—	—
Seattle	—	—	—	—	—	—	7.36	1-0	0	3.2	3	2
Texas	—	—	—	—	—	—	—	—	—	—	—	—
Toronto	—	—	—	—	—	—	24.92	0-2	0	4.1	12	1
1994 Totals/Lifetime	—	—	—	—	—	—	7.44	2-6	0	42.1	35	17
Home	—	—	—	—	—	—	5.89	1-2	0	18.1	12	8
Road	—	—	—	—	—	—	8.63	1-4	0	24.0	23	9
Day	—	—	—	—	—	—	5.40	1-2	0	18.1	11	5
Night	—	—	—	—	—	—	9.00	1-4	0	24.0	24	12
Grass	—	—	—	—	—	—	6.75	1-5	0	34.2	26	14
Turf	—	—	—	—	—	—	10.57	1-1	0	7.2	9	3
1st Half	—	—	—	—	—	—	6.61	1-5	0	32.2	24	11
2nd Half	—	—	—	—	—	—	10.24	1-1	0	9.2	11	6
April	—	—	—	—	—	—	7.02	0-3	0	16.2	13	3
May	—	—	—	—	—	—	—	—	—	—	—	—
June	—	—	—	—	—	—	17.18	0-1	0	3.2	7	1
July	—	—	—	—	—	—	6.14	2-2	0	22.0	15	13
August	—	—	—	—	—	—	—	—	—	—	—	—
Sept-Oct	—	—	—	—	—	—	—	—	—	—	—	—
As a Starter	—	—	—	—	—	—	7.44	1-6	0	38.2	32	15
In Relief	—	—	—	—	—	—	7.36	1-0	0	3.2	3	2

BOLTON'S CAREER BY PARK

CLUB	1994						CAREER					
	ERA	W-L	SV	IP	ER	SO	ERA	W-L	SV	IP	ER	SO
Baltimore	—	—	—	—	—	—	5.06	0-1	0	5.1	3	4
Boston	—	—	—	—	—	—	4.91	0-1	0	7.1	4	1
California	—	—	—	—	—	—	—	—	—	—	—	—
Chicago	—	—	—	—	—	—	5.89	1-2	0	18.1	12	6
Cleveland	—	—	—	—	—	—	—	—	—	—	—	—
Detroit	—	—	—	—	—	—	—	—	—	—	—	—
Kansas City	—	—	—	—	—	—	—	—	—	—	—	—
Milwaukee	—	—	—	—	—	—	—	—	—	—	—	—
Minnesota	—	—	—	—	—	—	—	—	—	—	—	—
New York	—	—	—	—	—	—	—	—	—	—	—	—
Oakland	—	—	—	—	—	—	—	—	—	—	—	—
Seattle	—	—	—	—	—	—	7.36	1-0	0	3.2	3	2
Texas	—	—	—	—	—	—	—	—	—	—	—	—
Toronto	—	—	—	—	—	—	13.50	0-1	0	4.0	6	1

Bolton's Career Bests

Game	Season
SO, Starter — 4 (twice, last 7/24/93 vs. Mil.)	Wins — 2 (1993)
SO, Reliever — 2 (7/31/93 at Sea., 3.2 IP)	ERA — 7.44 (1993)
Low BB, Starter — 0 (7/4/93 vs. Bal., 7.0 IP)	IP — 42.1 (1993)
Low BB, Reliever — 2 (7/31/93 at Sea., 3.2 IP)	SO — 17 (1993)
Low Hits, Starter — 3 (7/4/93 vs. Bal., 7.0 IP)	Win Streak — 1 (twice, last 7/31/93)
Low Hits, Reliever — 6 (7/31/93 at Sea., 3.2 IP)	
IP, Starter — 7.1 (4/18/93 at Bos.)	
IP, Reliever — 3.2 (7/31/93 at Sea.)	
CG — None	
SHO — None	

JOSE DELEON

48



PLAYERS

Given Name: Jose Chestaro DeLeon

Position: Pitcher

Bats: Right

Throws: Right

Height: 6-3

Weight: 226

Opening Day Age: 34

Born: December 20, 1960, Rancho Viejo, LaVega, D.R.

Resides: Boca Raton, Fla.

First Pro Contract: Pittsburgh Pirates, selected in the third round, June 1979 free agent draft.

Sox Acquisition: Obtained from the Philadelphia Phillies in exchange for pitcher Bobby Thigpen and cash considerations, August 10, 1993.

Major League Service: 10 years, 120 days.

Contract Status: Signed through 1995.

1994: His 67.0 IP in relief topped the White Sox and ranked eighth in the American League ... limited opposing hitters to a .200 average, lowest in the AL among relievers with at least 60.0 IP ... right-handed batters hit just .182 ... his 42 appearances were third on the club ... averaged one strikeout per IP (67 SO/67.0 IP) and allowed a team-low 6.4 hits per 9.0 IP (48 H/67.0 IP) ... struck out a season-high five batters on two occasions and tossed a career-high 4.2 IP in relief on 7/18 vs. Detroit ... posted five holds and was 2-4 in save situations ... earned first save since 5/28/86 (with Pittsburgh) on 6/26 at Seattle ... struck out at least two batters in 20 of 43 outings ... collected his 1,500th career strikeout on 6/18 vs. California.

Major League Highlights: **1993:** Nine of his 11 outings were scoreless ... earned four holds in four opportunities ... entered the game with the Sox ahead nine times ... allowed just four hits in 8.0 IP and struck out four ... was unscored upon in first four outings ... appeared in 24 games (three starts) with the Phillies before being traded to the White Sox ... posted a 3.26 ERA (17 ER/47.0 IP) while walking 27 and striking out 34 with Philadelphia ... last pitched for the Phillies on 8/6 in start at Florida ... went season-high 6.0 IP and struck out season-high five in start at Florida on 5/19. **1992:** Was 2-7 with a 4.57 ERA in 29 games (15 starts) before being released by St. Louis on 8/31 ... signed with Philadelphia as a free agent on 9/8 ... started three times for the Phillies before suffering a season-ending sprained right knee on 9/22 at Montreal. **1991:** Posted lowest ERA of his career (2.71), ranking sixth in the National League ... sidelined with strained muscle in right shoulder from 8/28-9/23 ... had lowest run support of any NL starter (3.5 per 9.0 IP). **1990:** Led NL in losses with 19 ... did not win after 8/19 vs. Houston ... was seventh in the NL in strikeouts with 164 ... lost seven straight games twice. **1989:** Became the second St. Louis pitcher to have back-to-back 200-strikeout seasons ... had 26.0 consecutive scoreless IP from 7/21-31 ... career strikeout No. 1,000 came on 8/10 at New York in the first game of a doubleheader ... one-hit Cincinnati through 11.0 IP on 8/30 ... led NL in strikeouts (201) and opponents batting average (.197) ... was among the league leaders in wins (16), starts (36), IP (244.2), complete games (five) and shutouts (three). **1988:** Traded by the White Sox to St. Louis for Ricky Horton and Lance Johnson on 2/9 ... set career high in strikeouts ... ranked third in the NL with 208 strikeouts, the most by a St. Louis pitcher since Bob Gibson also struck out 208 in 1972 ... ranked fourth in the NL with 8.2 strikeouts per 9.0 IP ... recorded career strikeout No. 500 on 6/3 vs. Philadelphia. **1987:** Totaled more than 200.0 IP for the first time in his career and struck out a team-high 152. **1986:** Began season in Class AAA Hawaii before being recalled on 5/8 ... was traded to the White Sox on 7/23 for Bobby Bonilla ... made Chicago and AL debut on 7/26 at Baltimore. **1985:** Led NL with 19 losses and finished 12th in strikeouts (149) despite spending almost a month at Class AAA Hawaii ... tied Pittsburgh record for strikeouts by a right-hander with 14 on 4/16 vs. New York ... was optioned to Hawaii on 7/22 and recalled on 8/19 ... lost 11 consecutive games ... made last five appearances in relief, going 0-1 with three saves. **1984:** Finished seventh in the NL with 153 strikeouts in his first full season in the majors ... lost nine consecutive decisions over 13 starts from 7/12-9/25 ... Pirates scored one run or less in 11 of 13 losses. **1983:** Made major-league debut on 7/23 vs. San Francisco, winning 5-2 ... was named NL Player of the Week from 7/25-31 after throwing near no-hitters on 7/27 vs. San Diego and 7/31 vs. New York.

Minor League Highlights: **1983:** Named to the Pacific Coast League All-Star Team ... was leading the league in strikeouts (128) when he was recalled on 7/20. **1982:** Was one of three pitchers to post 10 or more wins at Class AAA Portland. **1981:** Finished second in Eastern League in strikeouts (158), fifth in ERA (3.11) and tied

Monthly Bests

Wins 4
3 times, last 4/89

ERA 1.06
7/83

SO 45
twice, last 5/88

for fifth in wins (12). **1980:** Was sixth in the South Atlantic League in strikeouts (118) and tied for seventh in wins (10) at Class A Shelby. **1979:** Was 2-4 with a 6.41 ERA in 11 games at Rookie Bradenton after being a third round selection by Pittsburgh in the June free agent draft.

Miscellaneous/Personal: Has four children: Jose Luis, Giancarlo, Anthony and Alexa ... born in the Dominican Republic, he moved to Perth Amboy, N.J., with his family in 1972 ... attended Perth Amboy (N.J.) High School but dropped out during his junior year to return to the Dominican Republic ... was declared eligible for the 1979 draft after receiving special permission from the office of the baseball commissioner ... was a Mike Torrez fan as a youngster and faced Torrez in his third career outing, a near no-hitter vs. New York on 7/31/83 ... enjoys basketball, music and reading.

YEAR	CLUB	W-L	PCT	ERA	G	GS	CG	SHO	SV	IP	H	R	ER	HR	HB	BB-I	SO	WP	BK
1979	Bradenton	2-4	.333	6.41	11	9	2	0	1	59.0	76	47	42	7	1	38-1	33	9	0
1980	Shelby	10-15	.400	4.82	26	26	7	0	0	168.0	160	108	90	19	9	69-3	116	8	4
1981	Buffalo	12-6	.667	3.11	25	25	2	0	0	159.0	136	72	55	14	3	94-0	158	7	2
1982	Portland	10-7	.588	5.97	24	23	3	0	0	119.0	138	81	79	15	5	65-0	94	3	0
1983	Hawai	11-6	.647	3.04	20	20	6	1	0	127.1	90	50	43	9	2	68-2	128	2	0
	PITTSBURGH	7-3	.700	2.83	15	15	3	2	0	108.0	75	36	34	5	1	47-2	118	5	2
1984	PITTSBURGH	7-13	.350	3.74	30	28	5	1	0	192.1	147	86	80	10	3	92-5	153	6	2
1985	PITTSBURGH	2-19	.095	4.70	31	25	1	0	3	162.2	138	93	85	15	3	89-3	149	7	1
	Hawai	4-0	1.000	0.88	5	5	4	2	0	41.0	15	4	4	3	1	10-0	45	1	0
1986	Hawai	5-8	.385	2.46	15	14	7	1	0	106.0	87	32	29	5	1	44-3	83	3	1
	PITTSBURGH	1-3	.250	8.27	9	1	0	0	1	16.1	17	16	15	2	1	17-3	11	1	0
	WHITE SOX	4-5	.444	2.96	13	13	1	0	0	79.0	49	30	26	7	4	42-0	68	6	0
1987	WHITE SOX	11-12	.478	4.02	33	31	2	0	0	206.0	177	106	92	24	10	97-4	153	6	1
1988	ST. LOUIS	13-10	.565	3.67	34	34	3	1	0	225.1	198	95	92	13	2	86-7	208	10	0
1989	ST. LOUIS	16-12	.571	3.05	36	36	5	3	0	244.2	173	96	83	16	6	80-5	201	2	0
1990	ST. LOUIS	7-19	.269	4.43	32	32	0	0	0	182.2	168	96	90	15	5	85-9	164	5	0
1991	ST. LOUIS	5-9	.357	2.71	28	28	1	0	0	162.2	144	57	49	15	6	61-1	118	1	1
1992	ST. LOUIS	2-7	.222	4.57	29	15	0	0	0	102.1	95	56	52	7	2	43-1	72	3	0
	PHILADELPHIA	0-1	.000	3.00	3	3	0	0	0	15.0	16	7	5	0	0	5-0	7	0	0
1993	PHILADELPHIA	3-0	1.000	3.26	24	3	0	0	0	47.0	39	25	17	3	5	27-3	34	5	0
	WHITE SOX	0-0	.000	1.74	11	0	0	0	0	10.1	5	2	2	2	1	3-0	6	0	0
1994	WHITE SOX	3-2	.600	3.36	42	0	0	0	2	67.0	48	28	25	5	6	31-5	67	1	0
MINOR TOTALS		54-40	.574	3.95	126	122	31	4	1	779.1	702	394	342	72	22	388-9	659	33	7
A.L. TOTALS		18-19	.486	3.60	99	44	3	0	2	362.1	279	166	145	38	21	173-9	294	13	1
N.L. TOTALS		63-96	.396	3.71	271	220	18	7	4	1459.0	1210	663	602	134	34	633-39	1235	45	6
M.L. TOTALS		81-115	.413	3.69	370	264	21	7	6	1821.1	1489	829	747	172	55	806-48	1529	58	7

* Led League

- Selected by Pittsburgh in third round of free agent draft (6/79).
- Traded by Pittsburgh to the White Sox for Bobby Bonilla (7/23/86).
- Traded by the White Sox to St. Louis for Ricky Horton and Lance Johnson (2/9/88).
- Released by St. Louis (8/31/92).
- Signed by Philadelphia as a free agent (9/8/92).
- Traded by Philadelphia to the White Sox for Bobby Thigpen and cash considerations (8/10/93).

LEAGUE CHAMPIONSHIP SERIES RECORD

YEAR	CLUB	W-L	PCT	ERA	G	GS	CG	SHO	SV	IP	H	R	ER	HR	HB	BB-I	SO	WP	BK
1993	SOX vs. Tor.	0-0	.000	1.93	2	0	0	0	0	4.2	7	1	1	0	0	1-0	6	0	0

DeLEON'S STATISTICAL BREAKDOWN

CLUB	1994						CAREER						
	ERA	W-L	SV	IP	ER	SO	ERA	W-L	SV	IP	ER	SO	
Baltimore	—	—	—	—	—	—	5.19	1-2	0	26.0	15	14	
Boston	1.80	0-0	0	5.0	1	6	1.93	4-0	0	46.2	10	32	
California	0.00	1-0	0	7.0	0	9	2.90	2-3	0	40.1	13	32	
Cleveland	7.20	0-0	0	5.0	4	3	6.23	0-1	0	17.1	12	13	
Detroit	5.06	0-1	1	10.2	6	9	3.86	1-1	1	18.2	8	17	
Kansas City	0.00	0-0	0	6.0	0	7	4.35	2-2	0	39.1	19	41	
Milwaukee	6.75	0-0	0	2.2	2	2	4.03	1-3	0	29.0	13	25	
Minnesota	2.25	0-0	0	4.0	1	3	4.69	3-1	0	40.1	21	32	
New York	3.86	0-0	0	4.2	2	5	3.27	0-0	0	11.0	4	7	
Oakland	1.35	1-0	0	6.2	1	7	3.18	1-1	0	34.0	12	30	
Seattle	1.50	1-1	1	6.0	1	5	1.23	2-1	1	14.2	2	13	
Texas	5.06	0-0	0	5.1	3	8	4.50	0-1	0	8.0	4	11	
Toronto	9.00	0-0	0	4.0	4	3	5.08	1-3	0	33.2	19	27	
1994 Totals/Lifetime		3.36	3-2	2	67.0	25	67	3.60	18-19	2	359.0	145	294
Home	4.40	0-2	0	28.2	14	29	3.75	29-42	2	695.2	290	826	
Road	2.58	3-0	2	38.1	13	38	3.67	52-73	4	1125.2	459	701	
Day	4.01	2-1	2	24.2	11	29	3.86	22-31	2	543.2	233	471	
Night	2.98	1-1	0	42.1	14	38	3.62	59-84	4	1277.2	514	1058	
Grass	3.57	2-2	1	58.0	23	61	3.83	26-41	2	655.2	279	553	
Turf	2.00	1-0	1	9.0	2	6	3.61	55-74	4	1165.2	468	976	
1st Half	3.10	2-2	2	49.1	17	53	3.83	42-63	3	926.2	394	795	
2nd Half	4.07	1-0	0	17.2	8	14	3.55	39-52	3	894.2	353	734	
April	4.09	0-1	0	11.0	5	13	3.63	14-13	0	225.2	91	195	
May	2.92	1-1	0	12.1	4	15	4.10	15-21	1	320.1	146	267	
June	2.70	1-0	1	20.0	6	17	3.70	13-22	1	304.0	125	264	
July	5.63	0-0	1	16.0	10	12	3.61	11-22	1	319.1	128	249	
August	0.00	1-0	0	7.2	0	10	3.66	16-20	0	346.1	141	311	
Sept-Oct	—	—	—	—	—	—	3.42	12-17	3	305.2	116	243	
As a Starter	—	—	—	—	—	—	3.67	73-110	0	1663.2	679	1388	
In Relief	3.36	3-2	2	67.0	25	67	3.88	8-5	6	157.2	68	131	

DeLEON'S CAREER BY PARK

1994 CLUB	CAREER						ERA	W-L	SV	IP	ER	SO
	ERA	W-L	SV	IP	ER	SO						
Baltimore												
Boston	0.00	0-0	0	3.0	0	3	1.62	1-0	0	16.2	3	9
California	0.00	1-0	0	5.0	0	5	1.89	2-1	0	19.0	4	13
Chicago	4.40	0-2	0	28.2	14	29	3.63	0-2	0	34.2	14	33
Cleveland	7.20	0-0	0	5.0	4	3	6.23	0-1	0	17.1	12	13
Detroit	2.08	0-0	1	4.1	1	6	3.00	0-0	0	6.0	2	7
Kansas City	0.00	0-0	0	2.0	0	2	2.04	1-1	0	17.2	4	15
Milwaukee	9.00	0-0	0	1.0	1	0	4.00	1-0	0	9.0	4	5
Minnesota	2.25	0-0	0	4.0	1	3	3.75	1-0	0	12.0	5	8
New York	3.00	0-0	0	3.0	1	2	2.89	0-0	0	9.1	3	4
Oakland	2.70	1-0	0	3.1	1	5	4.91	1-1	0	14.2	8	13
Seattle	0.00	1-0	1	3.0	0	1	0.84	2-0	1	10.2	1	8
Texas	1.93	0-0	0	4.2	1	8	1.93	0-0	0	4.2	1	8
Toronto	INF	0-0	0	0.0	1	0	INF	0-0	0	0.0	1	0

DeLeon's Career Bests

Game	Season
SO, Starter — 14 (4/16/84 vs. N.Y.-NL)	Wins — 16 (1989)
Low BB, Starter — 1 (four times, last 8/15/89 vs. All.)	ERA — 2.71 (1991)
Low Hits, Starter — 1 (8/24/84 vs. Cin, 9.0 IP)	IP — 225.1 (1988)
IP, Starter — 11.0 (8/30/89 vs. Cin.)	SO — 208 (1988)
CG — 21 (last 7/22/91 vs. Hou.)	Win Streak — 6 (7/29-9/16/88)

Index To Boxes

Box	Page	Box	Page
.300-Hitting Outfields	71	Nellie Fox	229
11-Run Ninth Inning	76	Nellie Fox And Baseball's Hall Of Fame	83
20-Win Seasons	213	Organization Leaders By Position	261
100 RBI In First Four Full Seasons	112	Organization Player Of The Month	271
1994 All-Stars	295	Ozzie Guillen Among Top	
Acknowledgements	325	Sox Shortstops	58
AL Consecutive Stolen Base Record	97	Ozzie Guillen vs. Dave Concepcion	60
AL Multiple MVP Winners	110	Player/Pitcher Of The Week	266
All-Time Stolen Base Leaders	98	Quickest To 100 RBI	117
All-Time Venezuelan Victory Leaders	33	Radinsky With The White Sox	96
American League Manager Of The Year	16	Raines Among Active Players	101
Appearances By A Left-Handed Pitcher	94	RBI Record	116
Batting .300 With 25 Home Runs	107	RBI Trios	178
Batting Average Surge	79	Record At Comiskey Park	180
Before And After	46	Record In Starts (1994)	55
Charles W. Lubin Awards	314	Rookie Pitchers	38
Chicago MVPs	111	Scoring In Every Inning	224
Comiskey Park Attendance	234	Sox Switch-Hit Home Runs	99
Comiskey Park Marks	234	Sox Winning Streaks Since 1970	31
Consecutive 20-Wins Seasons	216	Special Thanks	19
Consecutive Double Figure Victories	216	Success On The Road	65
Consecutive Grand Slams	219	Tallest Non-Pitchers	69
Consecutive MVP Award Winners	110	Thomas And Ventura In Exclusive Club	119
Days In First Place	81	Thomas In 1994 White Sox Wins	
Fewest Fielding Chances By A Sox		And Losses	114
First Baseman	47	Thomas Joins Ted Williams	
Final Winter League Statistics	93	And Lou Gehrig	113
Games Played By White Sox Catchers	77	Thomas With The White Sox	109
Hernandez With The White Sox	68	Three Strikeouts On Nine Pitches	221
Hitting For The Cycle	202	Top Minor League Organizations	
Home Runs At Comiskey Park	218	In 1994	286
Home Run Trios	178	Triple Plays	217
Lamont's Record vs. American		Unanimous MVPs	112
League Clubs	17	White Sox Clinching Dates	182
Largest Shutout Margin	49	White Sox Duos With 40 Steals	75
League Leader In Triples	72	White Sox Parks	191
League-Leading ERA	163	White Sox Since 1990	37
Low-Run Games In 1994	82	White Sox Single-Season Putout	
Major-League Leaders In Triples		Leaders Among Outfielders	75
Since 1991	73	White Sox Turnaround	61
Margin When Hernandez Enters Game	68	Winningest Active American	
Margin When Radinsky Enters Game	96	League Pitchers	35
Most Career Victories By		Youngest Championship	
White Sox Pitchers	52	Series Rotation	183
Most Home Runs To Start A Game	219		

MIKE DEVEREAUX

8



Given Name: Michael Devereaux

Position: Outfielder

Bats: Right

Throws: Right

Height: 6-0

Weight: 195

Opening Day Age: 32

Born: April 10, 1963, Casper, Wyo.

Resides: Tampa, Fla.

First Pro Contract: Los Angeles Dodgers, selected in the fifth round of the June 1985 free agent draft.

Sox Acquisition: Signed as a free agent, April 8, 1995.

Major League Service: Six years, 45 days.

Contract Status: Signed through 1995.

PLAYERS

1994: Appeared in 85 games in his sixth full season with Baltimore ... batted a career-low .203 ... hit three homers and had seven RBI in the first week of the season ... seven of nine home runs came in the first two months ... batted .306 (11-36) with runners in scoring position and two out ... homered twice on 5/3 at Oakland as part of a 3-5, three RBI night ... was hit in the face by a Chad Ogea pitch on 5/8 vs. Cleveland and was taken to the hospital with a laceration on the inside of his cheek ... had a solo homer and a three-run triple in three at-bats before the injury ... he played the next day ... before injury, had gone through a nine-game stretch where he hit four home runs and collected 10 RBI ... hit two more home runs and drove in 14 runs the rest of the season ... hit in nine consecutive games from 5/22-31, going 13-37 (.351) and raising his average 37 points (from .182 to .219) ... hit 422-foot home run to center field on 6/14 vs. New York ... went onto the disabled list on 6/16 with a pulled right hamstring suffered when he tried to tag up from third on a fly ball ... returned on 7/1.

Major League Highlights: Is a lifetime .276 (271-981) hitter with 32 home runs vs. left-handers and .239 (469-1,963) with 54 homers vs. right-handers. **1993:** Reached double figures in home runs for the fourth straight season with 14 ... became only the fourth Orioles player in the last 10 years to top 30 doubles with 31 ... led the club in game-tying and go-ahead RBI (29) ... made 130 starts (all in center field) and hit 53 points higher with runners in scoring position (.291 to .238) ... average reached a season-high .275 on 8/13 ... hit .229 in April and went on the disabled list on 5/3 with a partial separation of his left shoulder (sterno-clavicular joint) ... went 3-4 with five RBI on 9/12 vs. Oakland ... was bothered by a sore right heel the last month and played in just one of the last nine games ... drove in at least one run in seven straight games (8/2-8). **1992:** Was named the Most Valuable Oriole by the team's media ... won the club's "Triple Crown" and led the team in 10 offensive categories ... finished in the American League Top 10 in RBI (ninth with 107), hits (eighth with 180), total bases (fifth with 303), triples (second with 11) and extra-base hits (sixth with 64) ... only Frank Thomas, Joe Carter, Juan Gonzalez and Darren Daulton reached his RBI and home run totals (24) ... was seventh in AL Most Valuable Player voting ... named to *The Sporting News* postseason All-Star Team ... all 153 starts came in center field ... drove in a run in eight consecutive games (8/29-9/6) ... his 64 extra-base hits ranked sixth in the AL ... reached double figures in doubles, triples, home runs and stolen bases for the second straight season ... was the first Orioles player to homer at Camden Yards on 4/9 off Cleveland's Jack Armstrong ... had more two-strike hits (81) than any player in the majors ... batted .254 (81-319) in counts with two strikes, eighth in the AL ... named AL Player of the Week for 6/15-21 (11-28, three doubles, two homers and seven RBI) ... tied a club record with five hits on 7/3 at Minnesota ... was 13-25 (.520) with the bases loaded, the most hits in one season by a major-leaguer since Elias Sports Bureau began keeping such records in 1975 ... tore ulna collateral ligament in his left thumb on 10/1 at Cleveland while making a diving catch ... had surgery to repair the ligament on 10/6 ... was leading the majors in at-bats when injured. **1991:** Hit 16 of 19 home runs batting leadoff ... batted first in 128 of 139 starts ... batted .272 (82-302) through 7/13, but hit only .248 (76-306) the rest of the season ... first two-homer game of his career came on 4/26 vs. Milwaukee ... tied club record with three stolen bases on 5/17 vs. California. **1990:** Batted just .182 (12-66) before pulling his right hamstring on 5/16 ... went onto the disabled list the next day and made rehabilitation stops at Class A Frederick and Class AA Hagerstown ... returned on 6/15 and batted .301 (44-146) over his next 38 games ... homered in three consecutive games at Detroit (7/23-25), including his first major-league grand slam on 7/23 off Clay Parker ... drove in a career-high six runs that night ... eighth-inning homer the next night broke up Jeff Robinson's no-hit bid. **1989:** Ranked second among major-league rookies with 22 stolen bases (Jerome Walton of the Cubs had 24) ... hit .266, the second-highest total of his career ... batted .338 (25-74) from 5/22-6/22 as Orioles went 23-7 ... hit two game-winning homers (7/15 vs. California and 8/6 vs. Texas). **1988:** Was recalled by Los Angeles on 4/21 when

John Shelby was injured ... went 3-26 (.115) and was optioned back on 5/12 ... returned in September and went 2-17 (.118) in 15 games. **1987:** Made major-league debut on 9/2 and singled off Philadelphia's Don Carman in first at-bat ... had two three-hit games ... played all three outfield positions.

Minor League Highlights: In four minor-league seasons, batted .320 (549-1,716) and averaged 34 stolen bases ... was selected as one of the Top 10 Prospects in every league in which he played. **1988:** Ranked fourth in the Pacific Coast League with a .340 batting average ... led the PCL in runs (88) and was seventh in stolen bases (33) ... was named to the league's All-Star Team. **1987:** Hit 27 home runs, the most by a Dodgers minor-leaguer that season ... led Class AA San Antonio in virtually every offensive category ... led Texas League outfielders with a .991 fielding mark ... also led the league in at-bats and sacrifice flies ... had four hits and four steals on 4/15 vs. Wichita ... was named the third-best prospect in the TL by the league's managers. **1986:** Was 11th in the TL in hitting (.302) and third in assists (13) ... named fourth-best prospect by league managers. **1985:** Named Pioneer League Player of the Year at Class A Great Falls while leading the league in runs (73), hits (103), total bases (152), RBI (67) and stolen bases (40) ... was recommended/signed by Dennis Haren of the Dodgers.

Miscellaneous/Personal: Attended Kelly High School in Casper, Wyo., the same school as Tom Browning ... the school did not have a baseball team ... Montreal's Mike Lansing is also a Casper native ... holds the Wyoming state records in the 100, 200 and 400 meters, as well as the high jump ... father Fred Sr. was his coach from Little League through American Legion ... went to Mesa Community College for a year and the team was ranked No. 3 nationally ... formed an outfield with Barry Bonds and Oddibe McDowell at Arizona State ... homered in the opening game of the 1984 College World Series vs. Miami ... Arizona State finished 55-20 that year and ranked second in the nation ... earned a degree in finance ... brothers Fred Jr. and Ron also attended Arizona State ... made appearance on television soap opera, "The Young and the Restless," in 1993 ... launched Mike Devereaux's Orioles in Washington, D.C. in 1993 ... program provides equipment and upgraded fields for two youth leagues ... donated \$12,000 for a group of Maryland All-Stars to travel to a tournament in Stillwater, Okla.

Monthly Bests

Avg.348
	5/91
HR	6
	8/923
RBI	27
	8/92

YEAR	CLUB	AVG	G	AB	R	H	TB	2B	3B	HR	RBI	SH	SF	HB	BB	SO	SB	CS	E
1985	Great Falls	.356	70	289	73	103	152	17	10	4	67	0	6	2	32	29	40	9	5
1986	San Antonio	.302	115	431	69	130	186	22	2	10	53	1	4	3	56	47	31	8	4
1987	San Antonio	.301	135	562	90	169	293	28	9	26	91	1	11	2	48	65	33	18	3
	Albuquerque	.273	3	11	2	3	7	1	0	1	1	0	0	0	0	2	1	0	0
	LOS ANGELES	.222	19	54	7	12	15	3	0	0	4	1	0	0	3	10	3	1	0
1988	Albuquerque	.340	109	423	88	144	217	26	4	13	76	1	7	2	44	46	39	9	7
	LOS ANGELES	.116	30	43	4	5	6	1	0	0	2	0	0	0	2	10	0	1	0
1989	BALTIMORE	.266	122	391	55	104	148	14	3	8	46	2	3	2	36	60	22	11	5
1990	BALTIMORE	.240	109	367	48	88	144	18	1	12	49	4	4	0	28	48	13	12	5
	Frederick	.500	2	8	3	4	7	0	0	1	3	0	0	0	1	2	1	0	0
	Hagerstown	.250	4	20	4	5	8	3	0	0	3	0	0	0	0	1	0	1	1
1991	BALTIMORE	.260	149	608	82	158	262	27	10	19	59	7	4	2	47	115	16	9	3
1992	BALTIMORE	.276	156	653	76	180	303	29	11	24	107	0	9	4	44	94	10	8	5
1993	BALTIMORE	.250	131	527	72	132	211	31	3	14	75	2	4	1	43	99	3	3	4
	Bowie	.286	2	7	1	2	3	1	0	0	2	0	0	0	2	0	0	0	0
1994	BALTIMORE	.203	85	301	35	61	100	8	2	9	33	2	4	1	22	72	1	2	1
MINOR TOTALS		.320	440	1751	330	560	873	98	25	55	296	3	28	9	183	194	139	45	20
A.L. TOTALS		.254	751	2847	368	723	1168	127	30	86	369	17	28	10	220	488	65	45	23
N.L. TOTALS		.175	49	97	11	17	21	4	0	0	6	1	0	0	5	20	3	2	0
M.L. TOTALS		.251	800	2944	379	740	1188	131	30	86	375	18	28	10	225	508	68	47	23

*Led League

- Selected by Cleveland in the 26th round of free agent draft (6/4/84).
- Selected by Los Angeles in the fifth round of free agent draft (6/3/85).
- Traded by Los Angeles to Baltimore for Mike Morgan (3/12/89).
- On Baltimore disabled list with a pulled right hamstring (5/17-6/15/90); included rehabilitation assignment to Class A Frederick (6/9-10/80) and Class AA Hagerstown (6/11-15/80).
- On Baltimore disabled list with a partial separation of his left shoulder (5/3-27/93); included rehabilitation assignment to Class A Bowie.
- On Baltimore disabled list with pulled right hamstring (6/16-7/1/94).
- Signed by the White Sox as a free agent (4/8/95).

DEVEREAUX'S STATISTICAL BREAKDOWN

CLUB	1994						CAREER					
	AVG	G	AB	H	HR	RBI	AVG	G	AB	H	HR	RBI
Baltimore	—	—	—	—	—	—	—	—	—	—	—	—
Boston	.261	6	23	6	0	3	.227	63	251	57	3	32
California	.167	11	36	6	1	2	.264	62	273	72	12	32
Cleveland	.214	5	14	3	1	5	.250	59	236	59	9	32
Detroit	.107	7	28	3	0	2	.223	52	229	51	6	23
Kansas City	.158	5	19	3	1	5	.272	57	243	66	3	32
Milwaukee	.280	7	25	7	0	0	.293	59	242	71	9	31
Minnesota	.118	6	17	2	0	0	.294	57	235	69	8	33
New York	.200	9	35	7	1	2	.246	52	248	61	10	26
Oakland	.280	7	25	7	3	5	.255	58	239	61	7	31
Seattle	.059	4	17	1	0	1	.216	57	218	47	9	40
Texas	.240	6	25	6	2	5	.250	55	248	62	8	36
Toronto	.308	6	13	4	0	2	.218	60	234	51	6	30
1994 Totals/Lifetime	.203	'85	'301	'61	'9	'33	.254	'751	'2847	'723	'86	'369
Home	.210	38	124	26	5	20	.261	—	1400	366	47	203
Road	.198	47	177	35	4	13	.242	—	1544	374	39	172
Day	.220	25	91	20	4	13	.247	—	829	205	22	91
Night	.195	60	210	41	5	20	.253	—	2115	535	64	264
Left	.235	39	81	19	2	7	.276	—	981	271	32	118
Right	.191	77	220	42	7	26	.239	—	1963	469	54	257
Grass	.216	73	259	56	9	30	.250	—	2473	618	80	234
Turf	.119	12	42	5	0	3	.259	—	471	122	6	51
1st Half	.207	63	246	51	8	30	.250	—	1498	375	42	177
2nd Half	.182	22	55	10	1	3	.252	—	1446	365	44	198
April	.169	18	71	12	4	10	.217	—	383	83	12	42
May	.255	25	98	25	3	12	.272	—	404	110	12	51
June	.222	14	54	12	1	7	.261	—	522	136	14	64
July	.125	18	48	6	1	4	.271	—	527	143	16	70
August	.200	10	30	6	0	0	.236	—	533	126	16	74
Sept-Oct	—	—	—	—	—	—	.247	—	575	142	16	74
As a PH	.500	2	2	1	0	0	.186	—	43	8	0	5
As a DH	—	—	—	—	—	—	.400	—	10	4	0	5

*Includes totals vs. White Sox

DEVEREAUX'S CAREER BY PARK

CLUB	1994						CAREER					
	AVG	G	AB	H	HR	RBI	AVG	G	AB	H	HR	RBI
Baltimore	.210	38	124	26	5	20	.251	—	705	177	27	122
Boston	.308	3	13	4	0	2	.226	—	133	30	3	17
California	.188	5	16	3	1	1	.303	—	122	37	5	17
Chicago	.308	3	13	4	0	1	.211	—	76	16	1	5
Cleveland	—	—	—	—	—	—	—	—	—	—	—	—
Detroit	.000	3	12	0	0	0	.220	—	100	22	5	13
Kansas City	.167	3	12	2	0	3	.318	—	129	41	0	14
Milwaukee	.280	7	25	7	0	0	.248	—	121	30	3	12
Minnesota	.118	6	17	2	0	0	.296	—	115	34	2	12
New York	.154	6	26	4	0	0	.261	—	115	30	4	8
Oakland	.333	5	18	6	3	5	.258	—	120	31	5	18
Seattle	.077	3	13	1	0	0	.214	—	117	25	2	16
Texas	.167	3	12	2	0	0	.167	—	12	2	0	0
Toronto	—	—	—	—	—	—	.223	—	94	21	2	9

Devereaux's Career Bests

Game		Season
Hits — 5 (7/3/92 at Min.)		180 (1992)
HR — 2 (four times, last 5/3/94 at Oak.)		24 (1992)
GS — 1 (three times, last 6/19/92 vs. N.Y.)	3 career (last 6/19/92 vs. N.Y.)	107 (1992)
RBI — 6 (twice, last 5/1/92 vs. Sea.)		22 (1989)
SB — 3 (5/17/91 vs. Cal.)		
Hitting Streak — 11 (4/27-6/1/93)		

Before And After

The White Sox have traded for or signed several key performers over the past few years. The before and after offensive statistics for some of the acquisitions.

Player	Before				After					
	Year	Club	AVG	HR	RBI	Year	Club	AVG	HR	RBI
Ellis Burks	1992	Bos.	.255	8	30	1993	SOX	.275	17	74
Darrin Jackson	1993	Tor./NY-NL	.209	6	26	1994	SOX	.312	10	51
Julio Franco	1993	Tex.	.289	14	84	1994	SOX	.319	20	98

GLENN DiSARCINA

28



PLAYERS

Given Name: Glenn David DiSarcina
Position: Shortstop
Bats: Left **Throws:** Right
Height: 6-1 **Weight:** 180
Opening Day Age: 24
Born: April 29, 1970, Malden, Mass.
Resides: Billerica, Mass.
First Pro Contract: White Sox.
Sox Acquisition: Selected in 14th round,
 June 1991 free agent draft.
Major League Service: None.
Contract Status: Signed through 1995.

1994: Led Class AA Birmingham with seven home runs ... ranked second on the club with 26 doubles and 57 RBI ... batted .285 (101-355) vs. right-handed pitchers ... six of his seven home runs came vs. right-handers ... posted a 12-game hitting streak from 7/22-8/2, batting .408 (20-49) ... had two four-hit games (7/23 at Jacksonville and 8/10 vs. Knoxville) ... had 16 multiRBI games, including a four-RBI effort on 6/10-1 at Chattanooga when he went 3-4 with a home run and double ... homered twice and drove in three runs on 8/18-2 vs. Jacksonville ... batted .303 (30-99) with two home runs and 14 RBI in August.

Minor League Highlights: 1993: Batted .283 with four home runs and 47 RBI at Class A Sarasota before appearing in three games with Class AA Birmingham at the end of the season ... was named the Charles Lubin Most Valuable Player Award winner at Sarasota ... led the team in games (120), at-bats (477), hits (135), total bases (186) and doubles (29) ... appeared in midseason Florida State League All-Star Game ... had 10 assists on 6/17 vs. Clearwater ... began the season with a 12-game hitting streak (.367, 18-49) ... had two four-hit games and collected seven total bases on 6/9 at St. Lucie. **1992:** Paced Class A South Bend with 123 hits, 28 doubles and six triples ... played for the Sox in the Windy City Classic, going 1-2 in the exhibition game vs. the Cubs at Wrigley Field. **1991:** Made professional debut at Class A Utica.

Miscellaneous/Personal: Married Peggy Sullivan ... has one child: Cameron James (2/23/95) ... played collegiate baseball at the University of Massachusetts ... was signed by Mark Bernstein and Guy Mader ... brother of California Angels' shortstop Gary DiSarcina.

YEAR	CLUB	AVG	G	AB	R	H	TB	2B	3B	HR	RBI	SH	SF	HB	BB	SO	SB	CS	E
1991	Utica	.252	56	202	27	51	62	9	1	0	27	2	0	0	22	30	11	2	17
1992	South Bend	.263	126	467	60	123	167	29	6	1	50	3	6	0	44	105	12	5	29
	Sarasota (FSL)	.000	1	4	0	0	0	0	0	0	0	0	0	0	1	0	0	0	0
1993	Sarasota (FSL)	.283	120	477	73	135	186	29	5	4	47	0	6	2	33	77	11	5	27
	Birmingham	.400	3	5	1	2	2	0	0	0	1	0	1	0	2	2	1	0	1
1994	Birmingham	.257	118	452	50	116	167	26	2	7	57	4	4	3	25	74	10	5	*52
MINOR TOTALS		.266	424	1607	211	427	584	93	14	12	182	9	17	5	126	289	45	17	126

* Led League

— Selected by the White Sox in the 14th round of free agent draft (6/91)

Fewest Fielding Chances By A Sox First Baseman

On April 27, 1930, Sox firstbaseman John "Bud" Clancy played the entire game at St. Louis without a putout or an assist. He shares the American League record for fewest fielding chances at first base in a nine inning game with Oakland's Gene Tenace, who equaled Clancy on September 1, 1974.

RAY DURHAM

5



Given Name: Ray Durham
Position: Second Baseman
Bats: Switch **Throws:** Right
Height: 5-8 **Weight:** 170
Opening Day Age: 23
Born: November 30, 1971, Charlotte, N.C.
Resides: Charlotte, N.C.
First Pro Contract: White Sox.
Sox Acquisition: Selected in fifth round, June 1990 free agent draft.
Major League Service: None.
Contract Status: Signed through 1995.

PLAYERS

1994: Selected by *USA Today*, *Baseball America* and Howe Sportsdata International as the Minor League Player of the Year in the White Sox organization ... was named to the Postseason Minor League All-Star Team by *Baseball America* ... he led the American Association in total bases (261) and tied for first with 12 triples ... was second in at-bats (527), tied for second in extra-base hits (61), fourth in hits (156), runs (89) doubles (33) and stolen base percentage (75.5) and tied for fourth with 34 stolen bases ... finished 10th in the league's batting race with a .296 average ... was recipient of the Charles Lubin Most Valuable Player Award at Class AAA Nashville ... was named the AA's Postseason All-Star Second baseman and was chosen the "Star of Stars" at the Class AAA All-Star Game in Nashville on 7/13 ... he went 3-3 with a run scored in the contest ... was honored as the second baseman on the Topps/National Association Class AAA All-Star Team ... was named the league's Player of the Week for 4/24-30 when he hit .462 (12-26) with four doubles, four home runs, six runs scored and 14 RBI ... collected 14 RBI over a five-game span from 4/23-27 ... his batting average of .296 ranked sixth among all switch hitters in Class AAA and Class AA ... seven RBI on 4/24 at Omaha tied a Sounds single-game record ... was the only Class AAA player to reach double figures in doubles, triples and home runs ... set personal bests in batting average, hits (13 more than his previous high), doubles (11 more), triples (two more), home runs (13 more), total bases (67 more), runs (six more), RBI (29 more) and walks (four more) ... was chosen the No. 6 prospect in the organization in a preseason poll by *Baseball America* and the No. 3 Prospect in a postseason survey ... was named the No. 4 prospect in the American Association in a postseason survey by the publication ... collected 16 home runs after hitting only three in the first four years of his career (all three in 1993) ... played for Arecibo in the Puerto Rico Winter League.

Minor League Highlights: Has hit .280 (435-1,551) and averaged 28 stolen bases per season over his five-year professional career. **1993:** Ranked second in the Southern League with 39 stolen bases ... trailed Class AA Birmingham teammate Brandon Wilson by four ... led the Barons with 83 runs scored and 10 triples ... appeared in 120 games at second base ... hit safely in 20 of 24 games from 5/15-6/7, batting .376 (35-93) over the span ... batted .538 in the Southern League Championship Series ... was named the Howe Sportsdata Southern League Player of the Week for 5/30-6/5 ... was voted the Best and Fastest Baserunner in SL by *Baseball America*. **1992:** Ranked second at Class A Sarasota with 28 stolen bases and an on-base percentage of .398 ... appeared in 57 games, including 45 at second base ... also appeared at Sarasota of the Rookie Gulf Coast League ... played in five games and went 7-13 (.538). **1991:** Appeared at both Rookie Sarasota and Class A Utica of the New York-Penn League ... combined to bat .261 with 17 stolen bases over 45 games. **1990:** Led Sarasota of the GCL with 22 stolen bases.

Miscellaneous/Personal: Married Crystal Hedgecoe ... has one child: Kendra Amber (2/15/95) ... played baseball and football at Harding High School in Charlotte, N.C. ... was on a state select baseball team and an honorable mention All-America defensive back ... intercepted 14 passes his senior year ... was a third baseman/shortstop in high school ... was signed by Danny Monzon and Alex Cosmidis.

YEAR	CLUB	AVG	G	AB	R	H	TB	2B	3B	HR	RBI	SH	SF	HB	BB	SO	SB	CS	E
1990	Sarasota (GCL)	.276	35	116	18	31	40	3	3	0	13	0	1	4	15	35	22	9	15
1991	Sarasota (GCL)	.304	6	23	3	7	8	1	0	0	4	0	0	0	3	5	5	1	0
	Utica	.254	39	142	29	36	52	2	7	0	17	2	1	2	25	43	12	1	12
1992	Sarasota (GCL)	.538	5	13	3	7	9	2	0	0	2	0	0	0	3	1	1	0	0
	Sarasota (FSL)	.272	57	202	37	55	67	6	3	0	7	5	0	10	32	36	28	8	10
1993	Birmingham	.271	137	528	83	143	194	22	10	3	37	5	5	14	42	100	39	26	30
1994	Nashville	.296	133	527	89	156	261	33	12	16	66	3	4	12	48	91	34	11	19
MINOR TOTALS		.280	412	1551	262	435	631	69	35	19	146	15	11	42	166	311	141	55	85

* Led League # Tied for League League

— Selected by the White Sox in fifth round of free agent draft (6/90).
 — On Class A Sarasota disabled list (6/16-7/9/92).

ROBERT ELLIS

44



PLAYERS

Given Name: Robert Randolph Ellis
Position: Pitcher
Bats: Right **Throws:** Right
Height: 6-5 **Weight:** 220
Opening Day Age: 24
Born: December 15, 1970, Baton Rouge, La.
Resides: Baton Rouge, La.
First Pro Contract: White Sox.
Sox Acquisition: Selected in third round, June 1990 free agent draft.
Major League Service: None.
Contract Status: Signed through 1995.

1994: Went 4-10 with a 6.09 ERA (71 ER/105.0 IP) at Class AAA Nashville before going on the disabled list for the remainder of the season on 7/25 ... won first start of the season, allowing three hits and no runs over 7.0 IP on 4/9 at Oklahoma City ... posted back-to-back wins on 6/5-11 at Louisville and vs. Louisville ... final victory came in complete-game six-hitter on 7/4 vs. Louisville ... struck out a season-high eight on 4/30 at Indianapolis.

Minor League Highlights: Has averaged 7.1 strikeouts per 9.0 IP over his career (399 SO/506.0 IP). **1993:** Went 13-11 with a 2.77 ERA (57 ER/185.1 IP) in 27 starts at Class A Sarasota and Class AA Birmingham ... struck out 156 while walking just 52 for a strikeout-to-walk ratio of 3:1 ... went 8-1 with a 1.40 ERA (11 ER/70.2 IP) in home games ... was promoted to Birmingham at the end of June ... struck out 10 in 7.2 IP on 5/15 at Lakeland ... completed four consecutive starts (5/23-6/8) ... allowed two runs over three starts (22.0 IP) from 5/23-6/3 ... was named to the Florida State League midseason All-Star Team and *Baseball America* voted his breaking pitch the best in the Florida State League ... struck out a season-high 11 in 10.0 IP on 8/23 vs. Knoxville ... fired four-hit shutout on 7/26 vs. Nashville in 7.0-inning contest. **1992:** Made 18 starts at Class A South Bend and one at Rookie Sarasota ... allowed just 6.6 hits per 9.0 IP at South Bend (90 H/123.0 IP) to lead club ... posted strikeout-to-walk ratio of 2.8:1 (97 SO/35 BB) ... was 2-1 with a 0.82 ERA (4 ER/44.0 IP) in July ... allowed just three home runs in 123.0 IP ... was 4-1 with a 1.10 ERA (6 ER/49.0 IP) on the road ... made just two starts in May and was idle until start at Sarasota on 6/29 ... fired complete-game shutout on 8/21 vs. Kenosha ... limited Twins to three hits as ERA dropped to season-low 1.98 ... struck out seven and walked none in the contest ... struck out 14 while allowing two hits in 8.0 IP on 7/20 vs. Burlington. **1991:** Led Class A Utica in starts (15) and IP (87.2) in first professional season.

Miscellaneous/Personal: Married Jodi Thompson ... has one child: Aubrie (2/12/92) ... attended Belaire High School in Baton Rouge, La. and Panola Junior College in Carthage, Texas ... was signed by Mike Powers and Lou Snipp.

YEAR	CLUB	W-L	PCT	ERA	G	GS	CG	SHO	SV	IP	H	R	ER	HR	HB	BB-I	SO	WP	BK
1991	Utica	3-9	.250	4.62	15	15	1	1	0	87.2	87	66	45	4	6	61-0	66	13	0
1992	South Bend	6-5	.545	2.34	18	18	1	1	0	123.0	90	46	32	3	4	35-0	97	7	2
	Sarasota (GCL)	1-0	1.000	10.80	1	1	0	0	0	5.0	10	6	6	0	0	1-0	4	0	0
1993	Sarasota (FSL)	7-8	.467	2.51	15	15	8	2	0	104.0	81	37	29	3	3	31-1	79	6	1
	Birmingham	6-3	.667	3.10	12	12	2	1	0	81.1	68	33	28	2	4	21-0	77	6	0
1994	Nashville	4-10	.286	6.09	19	19	1	0	0	105.0	126	77	71	19	2	55-1	76	1	4
MINOR TOTALS		27-35	.435	3.75	80	80	13	5	0	506.0	462	285	211	31	19	204-2	399	33	7

* Led League

- Selected by the White Sox in third round of free agent draft (6/90).
- On Class A South Bend disabled list (5/20-7/1/92).
- On Class AAA Nashville disabled list (7/25/94-remainder of season).

Largest Shutout Margin

The White Sox have recorded two 17-run shutout victories in their history. The first came on September 19, 1925 at Washington and the second on July 5, 1987 at Cleveland.

ALEX FERNANDEZ 32



Given Name: Alexander Fernandez
Position: Pitcher
Bats: Right **Throws:** Right
Height: 6-1 **Weight:** 215
Opening Day Age: 25
Born: August 13, 1969, Miami Beach, Fla.
Resides: Miami Lakes, Fla.
First Pro Contract: White Sox.
Sox Acquisition: Selected in the first round (fourth overall),
June 1990 free agent draft.
Major League Service: Four years, nine days.
Contract Status: Signed through 1995.

1994: Tied for second in the American League in shutouts (three), tied for fifth in strikeout-to-walk ratio (2.44) and ranked sixth in on-base percentage (.302) ... also tied for seventh in baserunners per 9.0 IP (11.3), tied for ninth in strikeouts per 9.0 IP (7.4) and was 10th in walks per 9.0 IP (2.64) ... named the AL Pitcher of the Month for July after going 5-0 in six starts ... had a 2.66 ERA (14 ER/47.1 IP) in July with 49 strikeouts and 36 hits allowed ... 5-0 July mark improved his lifetime record in the month to 11-1 ... struck out Texas' Juan Gonzalez on 5/14 to reach 500 career strikeouts ... won his career-high sixth straight game on 7/29 vs. Seattle ... posted 50th career victory on 7/24 at Cleveland ... struck out 11 Tigers on 7/19, including the side twice and eight of 11 batters over one stretch ... tossed fourth complete game and struck out a career-high 12 batters on 7/14 vs. Cleveland to move above .500 for the first time ... tossed third shutout (10 strikeouts) on 7/2 vs. Milwaukee ... lasted at least 6.0 IP in 22 of 24 starts ... posted a streak of 19.1 consecutive scoreless IP from 4/21 to 5/3 ... tossed first shutout on 4/10 vs. Boston, the earliest Sox shutout since Wilbur Wood blanked Kansas City on Opening Day in 1976 ... Sox scored 78 runs in his 11 Comiskey Park starts (7.1 per game) ... 18 of 25 home runs came with the bases empty ... gave up 30 hits in last 19.1 IP after allowing just 45 hits in previous 63.1 IP.

Major League Highlights: Owns a 3.58 ERA (264 ER/662.0 IP) over his last 94 starts (dating from 8/25/91) ... over last three seasons, has 95 strikeouts in the first inning of his 119 starts (21 SO/24.0 IP in 1994) ... is 10-4 with a 3.23 ERA (57 ER/158.2 IP) lifetime on artificial turf. **1993:** Set career highs in victories (18), starts (34), strikeouts (169) and IP (247.1) ... strikeout total topped the team ... 18 wins were one more than his combined totals for 1991 (nine) and 1992 (eight) ... received votes for American League MVP ... won five consecutive decisions from 8/9-9/4, tying his personal best (6/27-7/20/93) ... earned victories in 10 of his last 15 decisions ... had streak of 17.0 IP without issuing a walk snapped on 9/3 at Detroit ... ranked among AL leaders in wins, IP, opponent batting average (.240) and ERA (3.13) ... allowed just 10.70 baserunners per 9.0 IP, the fifth-best average in the AL ... right-handed batters hit just .222 ... was 13-6 with a 3.18 ERA (62 ER/175.2 IP) over his last 24 outings ... fired complete-game four-hitter in 2-1 win on 7/20 vs. Toronto ... struck out five and did not walk a batter over 9.0 IP for the second time in his career ... allowed only a second-inning home run to John Olerud ... joined Jack McDowell to give the White Sox two pitchers with at least 10 wins before the All-Star Break for the first time since 1974, when Wilbur Wood had 16 wins and Jim Kaat 11 ... was 4-1 with a 3.40 ERA (16 ER/42.1 IP) in August ... four victories in a month tied his career high ... posted a 16.1 scoreless IP streak from 4/8-19 ... ranked among the league leaders, walking just 2.4 batters per 9.0 IP ... recorded 400th career strikeout by fanning Randy Knorr in third inning on 7/20 ... hurled a career-high 10.0 IP with no decision on 6/12 at Kansas City ... Sox were 23-11 in his starts ... was 10-3 when pitching after a White Sox loss ... posted quality starts in 24 of 34 outings. **1992:** Led club with two shutouts and ranked fourth with eight victories ... tossed career-best, one-hit shutout on 5/4 vs. Milwaukee, striking out a season-high seven ... threw second career shutout on 9/4 at Kansas City ... allowed 2.40 walks per 9.0 IP in 1992 compared to 4.13 in 1991 ... won five of last nine decisions ... won three consecutive decisions from 7/28-8/24 ... posted 3.31 ERA (13 ER/35.1 IP) over that stretch ... optioned to Class AAA Vancouver of the Pacific Coast League on 6/22 and recalled on 7/16 ... recorded 300th career strikeout on 10/1 at Minnesota ... walked only 13 batters over last 13 starts (80.2 IP). **1991:** At age 22, became the third youngest pitcher in Sox history to start at least 20 games (Britt Burns and Richard Dotson both started 32 games at age 21 in 1980) ... tossed a pair of complete-game wins (6/22 vs. Texas and 9/9 at Oakland) ... also notched three-hitter against the Athletics on 9/9 ... struck out a career-high 10 on 6/1 vs. Oakland ... registered seven consecutive quality starts (8/25-9/25) with a 2.13 ERA (12 ER/50.2 IP) ... allowed only 10 home runs in final 155.1 IP, after surrendering six home runs in first 36.1 innings ... posted his best month in September with a 3-1 record and 2.25 ERA in

Monthly Bests

Wins	5
	7/94
ERA	2.17
	4/93
SO	49
	7/94

six starts. **1990:** Following first-round selection on 6/4 from Miami-Dade South Community College, won six of seven decisions with a 1.83 ERA in the White Sox minor league system ... earned promotion to major league club and made Sox debut on 8/2 at Milwaukee ... hurled 7.0 IP of five-hit ball and left game with 2-1 lead ... did not figure in decision as Sox won 4-3 ... earned first major league victory on 8/7 at Kansas City ... pitched first complete game on 9/8 at Toronto while striking out eight batters ... notched three-game winning streak from 9/13-9/23 ... 10 of his 13 outings were quality starts ... his collegiate and professional seasons in 1990 totaled 23 wins against just eight losses and a 2.19 ERA over 258.1 IP ... only Oakland's Dave Stewart logged more total innings (267.0) in 1990.

Minor League Highlights: 1992: Posted a 2-1 record with a 0.94 ERA in four games (three starts) with the Canadians after being optioned to Class AAA Vancouver on 6/22 ... was named Pacific Coast League Pitcher of the Week for the week ending 7/4 ... recalled on 7/16. **1990:** Started professional career with Rookie Sarasota club ... made two starts for the Gulf Coast League team, posting a 1-0 record, 3.60 ERA and 16 strikeouts over 10.0 IP ... was elevated to Class A Sarasota of the Florida State League on 6/30 ... had 1-1 record and 1.84 ERA at Sarasota ... struck out 17 Dunedin hitters in 7.1 IP for win on 7/8 ... promoted to Class AA Birmingham of the Southern League on 7/9 ... compiled perfect 3-0 record with a 1.08 ERA in four starts for the Barons.

Miscellaneous/Personal: Married Lourdes Gandarillas ... has two children: Alexander II (3/30/93) and Ashley (10/21/94) ... attended Pace High School in Miami ... member of the 1987 junior national team ... was initially selected by the Milwaukee Brewers in the first round of the June 1988 draft, but opted to attend the University of Miami ... named *Baseball America's* Freshman of the Year at the University of Miami and was a finalist for the publication's Player of the Year award ... posted 15-2 ledger with a 2.01 ERA and 177 strikeouts in 148.0 IP with the Hurricanes ... had a stretch of 36.1 consecutive scoreless IP and hurled a no-hitter against Maine ... transferred to Miami-Dade South Community College and compiled 12-2 mark with a school-record 1.19 ERA in his sophomore season ... in 15 games and 121.0 IP he struck out 154 batters while yielding just 23 walks and 89 hits ... hurled 10 complete games and set school record with 18 strikeouts against Miami-Dade Wolfson ... also saw action as a designated hitter and right fielder for Miami-Dade ... batted .316 with nine HR and 54 RBI ... was first player selected All-Southern Conference at two positions ... named the National Junior College Player of the Year and received the United States Baseball Federation's 1990 Golden Spikes Award, as well as the Dick Howser Award ... was signed by Danny Monzon and Preston Douglas.

YEAR	CLUB	W-L	PCT	ERA	G	GS	CG	SHO	SV	IP	H	R	ER	HR	HB	BB-I	SO	WP	BK
1990	Sarasota (GCL)	1-0	1.000	3.60	2	2	0	0	0	10.0	11	4	4	0	2	1-0	16	1	2
	Sarasota (FSL)	1-1	.500	1.84	2	2	0	0	0	14.2	8	4	3	0	0	3-0	25	0	1
	Birmingham	3-0	1.000	1.08	4	4	0	0	0	25.0	20	7	3	0	0	6-0	27	0	0
	WHITE SOX	5-5	.500	3.80	13	13	3	0	0	87.2	89	40	37	6	3	34-0	61	1	0
1991	WHITE SOX	9-13	.409	4.51	34	32	2	0	0	191.2	186	100	96	16	2	88-2	145	4	1
1992	WHITE SOX	8-11	.421	4.27	29	29	4	2	0	187.2	199	100	89	21	8	50-3	95	3	0
	Vancouver	2-1	.667	0.94	4	3	2	1	0	28.2	15	8	3	0	0	6-1	27	0	0
1993	WHITE SOX	18-9	.667	3.13	24	24	3	1	0	247.1	221	95	86	27	6	67-5	169	8	0
1994	WHITE SOX	11-7	.611	3.86	24	24	4	3	0	170.1	163	83	73	25	1	50-4	122	3	1
MINOR TOTALS		7-2	.778	1.49	12	11	2	1	0	78.1	54	23	13	0	2	16-1	93	1	3
A.L. TOTALS		51-45	.531	3.88	134	132	16	6	0	884.2	858	418	381	95	20	289-14	592	19	2
M.L. TOTALS		51-45	.531	3.88	134	132	16	6	0	884.2	858	418	381	95	20	289-14	592	19	2

— Selected by Milwaukee in first round (24th overall) of free agent draft (6/1/88).

— Selected by the White Sox in first round (fourth overall) of free agent draft (6/4/90).

LEAGUE CHAMPIONSHIP SERIES RECORD

YEAR	CLUB	W-L	PCT	ERA	G	GS	CG	SHO	SV	IP	H	R	ER	HR	HB	BB-I	SO	WP	BK
1993	SOX vs. Tor.	0-2	.000	1.80	2	2	0	0	0	15.0	15	6	3	0	1	6-3	10	0	0

FERNANDEZ'S STATISTICAL BREAKDOWN

CLUB	1994						CAREER					
	ERA	W-L	SV	IP	ER	SO	ERA	W-L	SV	IP	ER	SO
Baltimore	6.00	0-0	0	6.0	4	1	4.53	2-3	0	47.2	24	18
Boston	2.93	1-1	0	15.1	5	9	4.55	4-5	0	65.1	33	42
California	4.40	0-0	0	14.1	7	7	3.24	1-4	0	76.2	24	44
Cleveland	2.16	3-0	0	25.0	6	22	2.22	4-2	0	52.2	13	41
Detroit	3.21	1-0	0	14.0	5	16	4.79	5-4	0	67.2	36	67
Kansas City	4.50	0-1	0	6.0	3	5	4.12	5-4	0	74.1	34	47
Milwaukee	1.44	2-1	0	25.0	4	14	3.32	4-3	0	76.0	28	57
Minnesota	4.50	1-1	0	14.0	7	12	3.96	6-2	0	75.0	33	52
New York	14.73	0-1	0	3.2	6	2	4.98	2-2	0	43.1	24	21
Oakland	2.70	1-0	0	6.2	2	8	4.75	4-6	0	72.0	38	60
Seattle	6.28	2-0	0	14.1	10	10	4.03	7-1	0	73.2	33	40
Texas	5.40	0-1	0	20.0	12	13	4.92	3-6	0	86.0	47	53
Toronto	3.00	0-1	0	6.0	2	3	1.70	4-3	0	74.1	14	50
1994 Totals/Lifetime	3.86	11-7	0	170.1	73	122	3.88	51-45	0	884.2	381	592
Home	2.23	8-1	0	88.2	22	72	3.50	28-20	0	442.0	172	288
Road	5.62	3-6	0	81.2	51	50	4.25	23-25	0	442.2	209	294
Day	3.96	3-2	0	50.0	22	27	4.55	11-14	0	225.1	114	273
Night	3.81	8-5	0	120.1	51	95	3.64	40-31	0	659.1	267	319
Grass	3.51	10-5	0	151.1	59	109	4.02	41-41	0	726.0	324	488
Turf	6.63	1-2	0	19.0	14	13	3.23	10-4	0	158.2	57	104
1st Half	3.76	7-7	0	127.0	53	82	3.95	24-25	0	451.2	198	302
2nd Half	4.15	4-0	0	43.1	20	40	3.80	27-20	0	433.0	183	290
April	2.65	2-3	0	37.1	11	16	3.87	8-9	0	118.2	51	79
May	3.99	3-3	0	38.1	17	30	3.94	6-9	0	139.1	61	98
June	5.86	1-1	0	35.1	23	21	4.48	7-7	0	150.2	75	100
July	2.66	5-0	0	47.1	14	49	3.31	11-1	0	141.1	52	105
August	6.00	0-0	0	12.0	8	6	4.53	9-8	0	159.0	80	96
Sept-Oct	—	—	—	—	—	—	3.18	10-11	0	175.1	62	114
As a Starter	3.86	11-7	0	170.1	73	122	3.89	51-45	0	882.0	381	590
In Relief	—	—	—	—	—	—	0.00	0-0	0	2.2	0	2

FERNANDEZ'S CAREER BY PARK

CLUB	1994						CAREER					
	ERA	W-L	SV	IP	ER	SO	ERA	W-L	SV	IP	ER	SO
Baltimore	6.00	0-0	0	6.0	4	1	5.40	0-1	0	13.1	8	3
Boston	7.11	0-1	0	6.1	5	3	4.91	1-4	0	7.1	4	1
California	3.86	0-0	0	7.0	3	3	2.84	0-2	0	38.0	12	21
Chicago	2.23	8-1	0	88.2	22	72	3.49	26-19	0	415.0	161	271
Cleveland	2.25	1-0	0	8.0	2	5	2.25	1-0	0	8.0	2	5
Detroit	2.57	0-0	0	7.0	2	5	3.76	4-1	0	38.1	16	33
Kansas City	—	—	—	—	—	—	2.48	3-0	0	40.0	11	26
Milwaukee	5.14	0-1	0	7.0	4	3	5.88	1-2	0	33.2	22	28
Minnesota	9.00	0-1	0	6.0	6	6	4.73	3-1	0	40.0	21	30
New York	14.73	0-1	0	3.2	6	2	9.69	1-2	0	13.0	14	5
Oakland	2.70	1-0	0	6.2	2	8	3.92	3-3	0	39.0	17	37
Seattle	7.71	1-0	0	7.0	6	4	3.43	3-0	0	42.0	16	20
Texas	7.36	0-1	0	11.0	9	7	7.36	0-1	0	11.0	9	7
Toronto	3.00	0-1	0	6.0	2	3	2.23	1-3	0	36.1	9	28

Fernandez's Career Bests

Game	Season
SO, Starter — 12 (7/14/94 vs. Cle., 9.0 IP)	Wins — 18 (1993)
SO, Reliever — 1 (4/27/91 vs. N.Y.-AL, 0.2 IP)	ERA — 3.13 (1993)
Low BB, Starter — 0 (three times, last 7/2/94 vs. Mil., 9.0 IP)	IP — 247.1 (1993)
Low BB, Reliever — 1 (twice, last 7/19/91 vs. Mil.)	SO — 169 (1993)
Low Hits, Starter — 1 (5/4/92 vs. Mil., 9.0 IP)	Win Streak — 6 (6/26-7/29/94)
Low Hits, Reliever — 1 (7/19/91 vs. Mil., 2.0 IP)	
IP, Starter — 10.0 (6/12/93 at K.C.)	
IP, Reliever — 2.0 (7/17/91 vs. Mil.)	
CG — 16 (last 7/14/94 vs. Cle.)	
SHO — 6 (last 7/2/94 vs. Mil.)	

**Most Career Victories By White Sox Pitchers
Age 25 And Under**

Wins	Pitcher	Years	Notes
56	Richard Dotson	1979-83	
	Jim Scott	1909-13	25 on 4/23/13
54	Ted Blankenship	1922-26	25 on 5/10/26
52	Britt Burns	1978-84	25 on 6/8/84
51	Alex Fernandez	1990-94	25 on 8/13/94
37	Steve Trout	1978-82	25 on 7/30/82
35	Wilson Alvarez	1991-94	25 on 3/24/95
	Ted Lyons	1923-25	
	Melido Perez	1988-90	
33	Orval Grove	1940-44	25 on 8/29/44
31	Billy Pierce	1949-51	
	Ed Walsh	1904-06	25 on 5/14/06
30	Bart Johnson	1969-74	
29	Rich Gossage	1972-76	25 on 6/5/76
28	Francisco Barrios	1974-78	25 on 6/10/78
26	Terry Forster	1971-76	
	John Rigney	1937-39	
25	Bruce Howard	1963-67	
24	Jason Bere	1993-94	25 on 5/26/96

Note: Includes win totals for season during which pitcher turned 25.

TIM FORTUGNO

51



PLAYERS

Given Name: Timothy Shawn Fortugno

Position: Pitcher

Bats: Left

Throws: Left

Height: 6-0

Weight: 185

Opening Day Age: 33

Born: April 11, 1962, Clinton, Mass.

Resides: Huntington Beach, Calif.

First Pro Contract: Seattle Mariners, signed as a free agent, June 6, 1986.

Sox Acquisition: Claimed off waivers from the Cincinnati Reds, January 6, 1995.

Major League Service: 170 days.

Contract Status: Signed through 1995.

1994: Split time between Class AA Chattanooga of the Southern League and Cincinnati ... his contract was purchased by Cincinnati on 5/13 ... went 1-0 with a 4.20 ERA (14 ER/30.0 IP) in 25 games (all in relief) with the Reds ... averaged 8.7 strikeouts per 9.0 IP (29 SO/30.0 IP) ... earned his first National League win on 6/11 vs. Colorado, throwing 2.1 scoreless IP ... tossed a perfect 3.0 IP in relief with a season-high five strikeouts on 5/29 at New York ... did not allow a run over 10.0 IP in May ... was 1-0 with a 2.04 ERA (4 ER/17.2 IP) and 19 strikeouts at night ... was optioned to Chattanooga for the second time on 8/11 and finished the season 0-1 with eight saves and a 2.70 ERA (8 ER/26.2 IP) ... struck out 36 in 26.2 IP (12.1 per 9.0 IP) for the Lookouts.

Major League Highlights: 1992: Recalled by California on 7/17 when Jim Abbott was placed on the 15-day disabled list ... split duties between starting rotation and bullpen ... was 1-1 with a 5.47 ERA (16 ER/26.1 IP) in five starts ... posted a 4.80 ERA (8 ER/15.0 IP) and one save in nine games out of the bullpen ... made his major-league debut in a starting assignment vs. Toronto on 7/20, allowing three runs and five hits with six strikeouts over 5.2 IP ... California won, 5-3, but he did not figure in the decision ... at 30 years, three months and nine days, became the oldest Angels player in team history to make his major-league debut ... earned his first major-league victory by tossing a three-hit shutout in his second start on 7/25 vs. Detroit ... his 12 strikeouts against the Tigers were the second-most by an Angels rookie in franchise history ... the win was the first by a rookie pitcher 30 years or older since Milwaukee's Tony Fossas in 1989 ... limited Kansas City to two runs on three hits over 6.0 IP on 8/4 ... recorded his first major-league save on 8/21 at New York ... allowed George Brett's 3,000th career hit on 9/30 vs. Kansas City and then picked Brett off first.

Minor League Highlights: Has a 38-33 (.535) record with a 3.01 ERA (209 ER/625.1 IP) and 33 saves over his nine-year minor-league career ... has averaged 11.2 strikeouts (780 SO/625.1 IP) and 6.3 hits allowed (435 H/625.1 IP) per 9.0 IP. **1993:** Spent the entire season at Class AAA Ottawa of the International League. **1992:** Began the season at Class AAA Edmonton of the Pacific Coast League ... went 6-4 with a 3.56 ERA (29 ER/73.1 IP) in 26 games before being recalled to California on 7/17 ... at the time of his recall, his 82 strikeouts led the team and ranked fourth in the PCL ... struck out nine in just 4.2 IP of relief on 5/15 vs. Portland ... named Trapper Player of the Month for June after going 3-1 with a 2.22 ERA in four starts ... earned PCL Pitcher of the Week honors for 6/21-27 when he was 2-0 with a 1.23 ERA (2 ER/14.2 IP) and 13 strikeouts over two starts. **1991:** Split the season in the Milwaukee organization between Class AA El Paso of the Texas League and Class AAA Denver of the American Association ... was 4-1 with a 1.37 ERA (6 ER/39.1 IP) in 17 relief appearances at El Paso ... struck out 54 while allowing just 14 walks (3.86:1 ratio) out of the bullpen ... went 5-0 with a 1.64 ERA (6 ER/33.0 IP) in 11 games at home ... all 26 outings at Denver came in relief ... allowed just two home runs in 89.1 combined IP. **1990:** Struck out 106 batters in 63.0 IP (15.1 per 9.0 IP) at Class A Beloit, the second-best ratio in the Midwest League ... eight wins equaled a career high ... allowed only 5.4 hits per 9.0 IP (38 H/63.0 IP). **1989:** Played at Class A Reno, El Paso and Class A Stockton of the California League ... fanned 52 batters in 33.0 IP at Stockton. **1988:** Ranked second among Eastern League relievers by averaging 10.5 strikeouts per 9.0 IP (48 SO/50.2 IP) at Class AA Reading. **1987:** Went 8-2 with a 2.81 ERA (29 ER/93.0 IP) and 141 strikeouts at Class A Salinas of the California League ... tossed a 7.0 IP, no-hit, no-run game with 11 strikeouts in his first professional start on 8/12 vs. Modesto ... averaged 13.6 strikeouts per 9.0 IP (141 SO/93.0 IP). **1986:** Posted a combined 2.31 ERA (10 ER/39.0 IP) at Rookie Bellingham of the Northwest League and Class A Wausau of the MWL.

Miscellaneous/Personal: Married Kelly Elkins ... has two children: Justin (12/11/81) and Alexandra (1/20/88) ... attended Southern California College in Costa Mesa, Calif., where he went 5-4 in 1983 ... played one season at Golden West Junior College in Huntington Beach, Calif., and earned a degree in mathematics ... returned to Southern California College and graduated with a degree in physical education in 1986 ... named second team NAIA All-American as a senior after going 9-2 with a 2.37 ERA (27 ER/102.1 IP) and 153 strikeouts ... attended Uxbridge (Mass.) High School.

YEAR	CLUB	W-L	PCT	ERA	G	GS	CG	SHO	SV	IP	H	R	ER	HR	HB	BB-I	SO	WP	BK
1986	Bellingham	0-0	.000	1.13	6	0	0	0	1	8.0	2	2	1	0	1	12-1	11	1	0
	Wausau	1-1	.500	2.61	19	0	0	0	3	31.0	18	17	9	0	0	26-0	38	6	1
1987	Salinas	8-2	.800	2.80	46	4	1	1	6	93.1	43	36	29	1	3	84-1	141	19	3
1988	Reading	1-5	.167	4.44	29	4	0	0	0	50.2	42	29	25	5	1	36-0	48	5	6
	Clearwater	1-3	.250	2.42	9	3	0	0	0	26.0	17	10	7	1	0	15-0	28	2	3
1989	Reno	2-3	.400	2.52	5	5	1	0	0	35.2	28	20	10	2	3	20-2	38	2	2
	El Paso	0-3	.000	7.96	10	4	0	0	0	26.0	29	24	23	3	1	21-2	22	4	0
	Stockton	2-1	.667	1.36	13	2	0	0	1	33.0	9	6	5	0	4	20-1	52	2	1
1990	Beloit	8-4	.667	1.56	31	0	0	0	7	63.1	38	16	11	1	0	35-3	106	4	0
	El Paso	2-3	.400	3.14	12	2	0	0	2	28.2	23	12	10	0	1	22-2	24	4	0
1991	El Paso	5-1	.833	1.99	20	3	0	0	1	54.1	40	15	12	1	0	25-1	73	3	1
	Denver	0-1	.000	3.57	26	0	0	0	2	35.1	30	15	14	1	3	20-2	39	4	0
1992	Edmonton	6-4	.600	3.56	26	7	0	0	1	73.1	69	36	29	5	2	33-0	82	3	1
	CALIFORNIA	1-1	.500	5.18	14	5	1	1	1	41.2	37	24	24	5	0	19-0	31	2	1
1993	Ottawa	2-1	.667	3.60	28	4	0	0	1	40.0	28	17	16	4	4	31-4	42	7	1
1994	Chattanooga	0-1	.000	2.70	22	0	0	0	8	26.2	19	15	8	0	1	16-1	36	4	1
	CINCINNATI	1-0	1.000	4.20	25	0	0	0	0	30.0	32	14	14	2	3	14-0	29	4	2
MINOR TOTALS		38-33	.535	3.01	302	38	2	1	33	625.1	435	270	209	24	24	419-20	780	70	20
A.L. TOTALS		1-1	.500	5.18	14	5	1	1	1	41.2	37	24	24	5	0	19-0	31	2	1
N.L. TOTALS		1-0	1.000	4.20	25	0	0	0	0	30.0	32	14	14	2	3	14-0	29	4	2
M.L. TOTALS		2-1	.667	4.77	39	5	1	1	1	71.2	69	38	38	7	3	33-0	60	6	3

- Signed by Seattle as a non-drafted free agent (6/6/86).
- Traded by Seattle with Phil Bradley to Philadelphia for Glenn Wilson, Dave Brundage and Mike Jackson (12/9/87).
- Signed by Class A Reno Silver Sox as a free agent (4/6/89).
- Had contract purchased by Milwaukee (5/5/89).
- Selected by California in the Rule 5 Minor League Draft (12/9/91).
- Released by California (3/16/93).
- Signed by Seattle as a free agent (12/19/93).
- Released by Seattle (3/30/94).
- Signed by Class AAA Ottawa as a free agent (3/23/93).
- Released by Class AAA Ottawa (7/19/93).
- Signed by Cincinnati as a free agent (4/6/94).
- Claimed by the White Sox off waivers (1/6/95).

FORTUGNO'S STATISTICAL BREAKDOWN

CLUB	1994						CAREER					
	ERA	W-L	SV	IP	ER	SO	ERA	W-L	SV	IP	ER	SO
Baltimore	—	—	—	—	—	—	INF	0-0	0	0.0	1	0
Boston	—	—	—	—	—	—	—	—	—	—	—	—
California	—	—	—	—	—	—	—	—	—	—	—	—
Cleveland	—	—	—	—	—	—	32.41	0-0	0	1.2	6	0
Detroit	—	—	—	—	—	—	0.00	1-0	0	9.0	0	12
Kansas City	—	—	—	—	—	—	2.70	0-1	0	10.0	3	6
Milwaukee	—	—	—	—	—	—	—	—	—	—	—	—
Minnesota	—	—	—	—	—	—	0.00	0-0	0	1.0	0	0
New York	—	—	—	—	—	—	0.00	0-0	1	2.2	0	3
Oakland	—	—	—	—	—	—	6.75	0-0	0	2.2	2	0
Seattle	—	—	—	—	—	—	11.25	0-0	0	4.0	5	1
Texas	—	—	—	—	—	—	7.72	0-0	0	2.1	2	2
Toronto	—	—	—	—	—	—	4.77	0-0	0	5.2	3	6
1994 Totals/Lifetime	—	—	—	—	—	—	*5.18	1-1	1	*41.2	*24	*31
Home	5.00	1-0	0	18.0	10	19	5.54	2-0	0	50.1	31	42
Road	3.00	0-0	0	12.0	4	10	2.95	0-1	1	21.1	7	18
Day	7.30	0-0	0	12.1	10	10	5.64	1-0	0	30.1	19	25
Night	2.04	1-0	0	17.2	4	19	4.14	1-1	1	41.1	19	35
Grass	1.86	0-0	0	9.2	2	9	4.76	1-0	1	45.1	24	35
Turf	5.31	1-0	0	20.1	12	20	4.78	1-1	1	26.1	14	25
1st Half	2.42	1-0	0	22.1	6	22	2.42	1-0	0	22.1	6	22
2nd Half	9.39	0-0	0	7.2	8	7	5.84	1-1	1	49.1	32	38
April	—	—	—	—	—	—	—	—	—	—	—	—
May	0.00	0-0	0	10.0	0	10	0.00	0-0	0	10.0	0	10
June	3.72	1-0	0	9.2	4	11	3.72	1-0	0	9.2	4	11
July	11.81	0-0	0	5.1	7	3	5.63	1-0	0	24.0	15	22
August	5.40	0-0	0	5.0	3	5	4.24	0-1	1	17.0	8	14
Sept-Oct	—	—	—	—	—	—	9.00	0-0	0	11.0	11	3
As a Starter	—	—	—	—	—	—	5.47	1-1	0	26.1	16	24
In Relief	4.20	1-0	0	30.0	14	29	4.40	1-0	1	45.0	22	36

*Includes totals vs. White Sox

FORTUGNO'S CAREER BY PARK

CLUB	1994						CAREER					
	ERA	W-L	SV	IP	ER	SO	ERA	W-L	SV	IP	ER	SO
Baltimore	—	—	—	—	—	—	INF	0-0	0	0.0	1	0
Boston	—	—	—	—	—	—	—	—	—	—	—	—
California	—	—	—	—	—	—	5.85	1-0	0	32.1	21	23
Chicago	—	—	—	—	—	—	—	—	—	—	—	—
Cleveland	—	—	—	—	—	—	—	—	—	—	—	—
Detroit	—	—	—	—	—	—	—	—	—	—	—	—
Kansas City	—	—	—	—	—	—	3.00	0-1	0	6.0	2	5
Milwaukee	—	—	—	—	—	—	—	—	—	—	—	—
Minnesota	—	—	—	—	—	—	—	—	—	—	—	—
New York	—	—	—	—	—	—	0.00	0-0	1	2.2	0	3
Oakland	—	—	—	—	—	—	0.00	0-0	0	0.2	0	0
Seattle	—	—	—	—	—	—	—	—	—	—	—	—
Texas	—	—	—	—	—	—	—	—	—	—	—	—
Toronto	—	—	—	—	—	—	—	—	—	—	—	—

Fortugno's Career Bests

Game	Season
SO, Starter — 12 (7/25/92 vs. Det., 9.0 IP)	Wins — 1 (twice, last 1994)
SO, Reliever — 5 (5/29/94 at N.Y.-NL, 3.0 IP)	ERA — 4.20 (1994)
Low BB, Starter — 2 (8/4/92 at K.C., 6.0 IP)	IP — 41.2 (1992)
Low BB, Reliever — 0 (5/29/94 at N.Y.-NL, 3.0 IP)	SO — 31 (1992)
Low Hits, Starter — 3 (7/25/92 vs. Det., 9.0 IP)	
Low Hits, Reliever — 0 (5/29/94 at N.Y.-NL, 3.0 IP)	
IP, Starter — 9.0 (7/25/92 vs. Det.)	
IP, Reliever — 4.0 (9/30/92 vs. K.C.)	
CG — 1 (7/25/92 vs. Det.)	
SHO — 1 (7/25/92 vs. Det.)	

Record In Starts (1994)

By Batting Order

- 1st — Raines (27-20), Cora (15-12), Martin (16-8), Johnson (9-5), Zupcic (0-1).
- 2nd — Raines (29-16), Cora (24-21), Grebeck (6-4), Zupcic (7-3), Martin (1-2).
- 3rd — Thomas (67-45), Newson (0-1).
- 4th — Franco (66-46), Newson (1-0).
- 5th — Ventura (64-43), Jackson (2-3), Newson (1-0).
- 6th — Jackson (50-34), Newson (11-5), Pasqua (2-3), Howitt (2-1), Zupcic (1-2), Johnson (1-0), Saenz (0-1).
- 7th — Johnson (50-35), Hall (5-2), Zupcic (3-4), Grebeck (6-0), Martin (1-0), Saenz (1-1), Newson (1-3), Raines (0-1).
- 8th — Karkovice (35-26), LaValliere (28-15), Melvin (3-3), Tingley (1-1), Hall (0-1).
- 9th — Guillen (57-40), Grebeck (6-3), Martin (3-0), Zupcic (1-0), Cora (0-2), LaValliere (0-1).

By Position

- C — Karkovice (35-26), LaValliere (28-16), Melvin (3-3), Tingley (1-1).
- 1B — Thomas (61-38), Franco (6-7), Howitt (0-1).
- 2B — Cora (40-34), Martin (15-10), Grebeck (12-2).
- SS — Guillen (56-41), Grebeck (6-5), Martin (5-0).
- 3B — Ventura (64-43), Saenz (2-2), Martin (1-0), Grebeck (0-1).
- LF — Raines (56-36), Zupcic (8-6), Hall (3-3), Newson (0-1).
- CF — Johnson (60-40), Jackson (7-6).
- RF — Jackson (44-30), Newson (13-9), Zupcic (4-4), Pasqua (2-3), Hall (2-0), Howitt (2-0).
- DH — Franco (60-40), Thomas (6-6), Newson (1-0).
- P — McDowell (12-13), Fernandez (14-10), Alvarez (14-10), Bere (17-7), Sanderson (10-4), Ruffcorn (0-2).

CRAIG GREBECK

12



Given Name: Craig Allen Grebeck

Position: Infielder

Bats: Right

Throws: Right

Height: 5-7

Weight: 148

Opening Day Age: 30

Born: December 29, 1964, Johnstown, Pa.

Resides: Cerritos, Calif.

First Pro Contract: White Sox.

Sox Acquisition: Signed as a free agent, August 13, 1986.

Major League Service: Four years, 131 days.

Contract Status: Signed through 1995.

1994: Made 14 starts at second base, 11 at shortstop and one at third base ... hit in 21 of 35 appearances ... posted season-long six-game hitting streak from 7/4-8 ... left game on 5/20 at Oakland with injury to his left ankle ... was placed on the disabled list on 5/28 (retroactive to 5/21) with a partial tear of the deltoid ligament on the medial side of his left ankle ... began rehabilitation stint at Class AAA Nashville on 6/23 ... was activated from the disabled list on 6/30 and hit .298 (14-47) in 16 games after returning.

Major League Highlights: 1993: Started 34 games at shortstop, 15 at second base and six at third base ... Sox were 31-24 in his starts, including 22-12 when he started at shortstop ... made 12 starts at shortstop in May ... started seven consecutive games at shortstop from 4/30-5/8, hitting .364 (8-22) ... homered on 5/12 at Seattle ... collected season-high three hits on 4/30 vs. Toronto ... made first start (at second base) in the home opener vs. New York on 4/9 ... was scheduled to be the starter at second base before injuring his hand in an exhibition game at Las Vegas. **1992:** Suffered season-ending broken right foot while running to first base on 8/8 at California ... missed final 54 games ... suffered bruise over the great toe on same foot after being hit by a pitch by Randy Johnson on 7/31 vs. Seattle and did not play until 8/7 at California ... took over as every day shortstop on 4/22 following Ozzie Guillen's season-ending knee injury ... started 82 games at shortstop and three at third base ... before injury, ranked third on club with a career-high 21 doubles ... finished season with 41 hits in his last 130 at-bats (.315) ... hit .308 (28-91) with 14 RBI and one error in July ... hit .280 (76-271) with 35 RBI from 4/29 onward ... set a career high with five hits on 7/1 at Cleveland ... set career-high and Sox season-high with six RBI on 4/30 vs. Texas ... made first career appearance in the outfield on 4/17 vs. Minnesota. **1991:** Recorded a season-best six-game hitting streak (8/13-19) ... hit .471 (8-17) with three doubles, a triple, six runs scored and four RBI during stretch ... appeared in 107 games with 30 starts at second base, 18 at third base and 14 at shortstop ... started 26 of the club's last 28 contests ... cracked first career grand slam off Kyle Abbott on 9/15 at California and collected season-high four RBI. **1990:** One of four Sox rookies to break camp with club in the spring ... made major-league debut on 4/13 vs. Cleveland ... collected first major-league hit on 4/29 off Jimmy Key at Toronto ... optioned to Class AAA Vancouver on 7/17 ... recalled from Canadians on 8/2 and cracked first major-league home run, a three-run shot, on 8/10 off Rangers' Nolan Ryan ... made 27 starts at third base, 10 at shortstop and three at second base ... appeared in 59 contests overall and committed just three errors.

Monthly Bests

Avg.333
8/91

HR 2
twice, last 7/91

RBI 14
7/92

Minor League Highlights: 1989: Appeared in every game for Southern League Champion Class AA Birmingham ... led league in hits (153) and topped club with .287 batting average, which ranked eighth in SL ... named to the SL All-Star Team ... finished third in league with 85 runs and tied for first with 533 at-bats ... closed campaign with a professional-high 80 RBI and a .377 slugging percentage ... named the Barons' Most Valuable Player. **1988:** Played in 133 games at Birmingham ... finished eighth in Southern League with .280 batting average ... ripped three homers on Opening Night, 4/8 vs. Greenville ... batted .390 in April ... finished season with 126 hits, 21 doubles, nine home runs and 53 RBI. **1987:** Began pro career at Class A Peninsula in the Carolina League ... hit .280 with 67 RBI in 104 contests ... notched 15 roundtrippers and 22 doubles.

Miscellaneous/Personal: Married Jerrie Perkins ... has one child: Austin (8/8/94) ... participated in the Cuervo World Series of Beach Volleyball in Kauai, Hawaii, with teammate Jason Bere following the 1994 season ... played shortstop for three years at Cal State University at Dominguez Hills, Calif. ... batted .320 in final season ... graduated from Lakewood (Calif.) High School ... is an avid golfer ... brother Brian is an infielder in the California Angels' organization.

YEAR	CLUB	AVG	G	AB	R	H	TB	2B	3B	HR	RBI	SH	SF	HB	BB	SO	SB	CS	E
1987	Peninsula	.280	104	378	63	106	179	22	3	15	67	2	4	1	37	62	3	6	16
1988	Birmingham	.280	133	450	57	126	176	21	1	9	53	7	3	2	65	72	5	7	19
1989	Birmingham	.287	#143	#533	85	#153	201	25	4	5	80	11	7	4	83	77	14	15	28
1990	Vancouver	.195	12	41	8	8	11	0	0	1	3	0	0	0	6	7	1	0	1
	WHITE SOX	.168	59	119	7	20	28	3	1	1	9	3	3	2	8	24	0	0	3
1991	WHITE SOX	.281	107	224	37	63	103	16	3	6	31	4	1	1	38	40	1	3	10
1992	WHITE SOX	.268	88	287	24	77	111	21	2	3	35	10	3	3	30	34	0	3	8
1993	WHITE SOX	.226	72	190	25	43	51	5	0	1	12	7	0	0	26	26	1	2	5
1994	WHITE SOX	.309	35	97	17	30	35	5	0	0	5	3	0	1	12	5	0	0	2
	Nashville	.400	5	15	3	6	8	2	0	0	4	0	0	1	1	2	0	0	1
MINOR TOTALS		.282	397	1417	216	399	575	70	8	30	207	20	14	8	172	220	23	28	65
A.L. TOTALS		.254	361	917	110	233	328	50	6	11	92	27	7	7	114	129	2	8	28
M.L. TOTALS		.254	361	917	110	233	328	50	6	11	92	27	7	7	114	129	2	8	28

*Led League #Tied for League Lead

- Signed by the White Sox as a free agent (8/13/86).
- On White Sox disabled list with a broken right foot (8/9/92-remainder of season).
- On White Sox disabled list with a partial tear of the deltoid ligament on the medial side of his left ankle (5/21-6/30/94); included rehabilitation assignment at Class AAA Nashville (6/23-29/94).

LEAGUE CHAMPIONSHIP SERIES RECORD

YEAR	CLUB	AVG	G	AB	R	H	TB	2B	3B	HR	RBI	SH	SF	HB	BB	SO	SB	CS	E
1993	SOX vs. Tor.	1.000	1	1	0	1	1	0	0	0	0	0	0	0	0	0	0	0	0

GREBECK'S STATISTICAL BREAKDOWN

CLUB	1994						CAREER					
	AVG	G	AB	H	HR	RBI	AVG	G	AB	H	HR	RBI
Baltimore	—	—	—	—	—	—	.283	25	60	17	1	7
Boston	.400	1	5	2	0	0	.270	21	63	17	0	4
California	.308	5	13	4	0	0	.181	35	94	17	1	7
Cleveland	.167	4	6	1	0	2	.295	25	61	18	0	7
Detroit	.429	7	21	9	0	2	.333	36	84	28	0	8
Kansas City	.000	1	4	0	0	0	.245	27	53	13	1	6
Milwaukee	.280	8	25	7	0	1	.226	34	84	19	1	10
Minnesota	—	—	—	—	—	—	.145	25	69	10	0	3
New York	.250	1	4	1	0	0	.275	24	69	19	0	2
Oakland	.500	1	2	1	0	0	.211	20	38	8	1	6
Seattle	.429	4	7	3	0	0	.274	35	95	26	1	3
Texas	.000	2	7	0	0	0	.244	32	86	21	4	22
Toronto	.667	1	3	2	0	0	.280	22	61	20	1	7
1994 Totals/Lifetime	.309	35	97	30	0	5	.254	361	917	233	11	92
Home	.311	16	45	14	0	2	.268	178	451	121	6	51
Road	.308	19	52	16	0	3	.240	183	466	112	5	41
Day	.231	11	26	6	0	2	.240	92	246	59	2	27
Night	.338	24	71	24	0	3	.269	269	671	174	9	65
Left	.222	—	45	10	0	1	.242	—	451	109	5	41
Right	.385	—	52	20	0	4	.266	—	466	124	6	51
Grass	.298	34	94	28	0	5	.261	310	781	204	9	84
Turf	.667	1	3	2	0	0	.213	51	136	29	2	8
1st Half	.337	28	83	28	0	5	.253	213	557	141	6	47
2nd Half	.143	7	14	2	0	0	.256	148	380	92	5	45
April	.280	7	25	7	0	0	.241	34	83	20	2	9
May	.360	11	25	9	0	3	.249	77	189	47	1	17
June	—	—	—	—	—	—	.235	67	183	43	3	15
July	.333	14	39	13	0	2	.305	71	187	57	3	22
August	.125	3	8	1	0	0	.246	57	142	35	1	17
Sept-Oct	—	—	—	—	—	—	.233	55	133	31	1	12
As a PH	.000	2	1	0	0	0	.182	26	22	4	1	4
As a DH	—	—	—	—	—	—	—	—	—	—	—	—

GREBECK'S CAREER BY PARK

CLUB	1994						CAREER					
	AVG	G	AB	H	HR	RBI	AVG	G	AB	H	HR	RBI
Baltimore	—	—	—	—	—	—	.308	10	26	8	0	6
Boston	—	—	—	—	—	—	.179	10	28	5	0	2
California	.308	5	13	4	0	0	.200	19	50	10	1	5
Chicago	.311	16	45	14	0	2	.282	178	394	111	5	45
Cleveland	.000	2	5	0	0	0	.000	2	5	0	0	0
Detroit	.467	5	15	7	0	2	.356	20	45	16	1	8
Kansas City	—	—	—	—	—	—	.250	13	24	6	0	4
Milwaukee	.286	3	7	2	0	1	.244	19	45	11	0	7
Minnesota	—	—	—	—	—	—	.122	13	41	5	0	1
New York	—	—	—	—	—	—	.289	13	38	11	0	1
Oakland	.500	1	2	1	0	0	.222	9	18	4	0	2
Seattle	—	—	—	—	—	—	.261	17	46	12	1	2
Texas	.000	2	7	0	0	0	.000	2	7	0	0	0
Toronto	.667	1	3	2	0	0	.240	8	25	6	1	1

Grebeck's Career Bests

Game	Season
Hits — 5 (7/1/92 at Cal.)	77 (1992)
HR — 1 (11 times, last 5/12/93 at Sea.)	6 (1991)
GS — 1 (9/15/91 at Cal.)	1 career (9/15/91)
RBI — 6 (4/30/92 vs. Tex.)	35 (1992)
SB — 1 (twice, last 8/31/93 at N.Y.-AL)	1 (twice, last 1993)
Hitting Streak — 8 (6/26-7/3/92)	

OZZIE GUILLEN

13



Given Name: Oswaldo Guillen

Position: Shortstop

Bats: Left

Throws: Right

Height: 5-11

Weight: 164

Opening Day Age: 31

Born: January 20, 1964, Ocumare del Tuy, Ven.

Resides: Caracas, Venezuela

First Pro Contract: San Diego, signed as a free agent, December 17, 1980.

Sox Acquisition: Obtained from the San Diego Padres with pitchers Tim Lollar and Bill Long and infielder Luis Salazar in exchange for pitchers LaMarr Hoyt, Todd Simmons and Kevin Kristan, December 6, 1984.

Major League Service: Nine years, 131 days.

Contract Status: Signed through 1997 with an option for 1998.

1994: Started 97 games at shortstop ... made 10th consecutive Opening Day start on 4/4 at Toronto, believed to be the longest by a Sox shortstop since Luke Appling and the second-longest among active American League shortstops (behind Baltimore's Cal Ripken) ... batted .308 (20-65) in May and .292 (28-96) in July to finish the season at .288, his career-best and the highest batting average by a White Sox shortstop since Bill Almon hit .301 in 1981 ... batted .471 (16-34) during season-long eight-game hitting streak from 7/22-30 ... hit .337 (30-89) after the All-Star Break ... collected four hits for the second time on 7/22 at Cleveland ... homered for the first time since 7/24/93 and tied career high with four RBI on 6/23 at Seattle ... homer was the 15th of his career and it was the fourth time in his career that he drove in four runs in a game ... batted .318 (64-201) on the road and .328 (19-58) on artificial turf ... hit .300 (75-250) vs. right-handers ... went 11.1 at-bats per strikeout (365 AB/35 SO), the 10th-best average in the AL ... his 90 singles ranked eighth in the league ... was intentionally walked by Baltimore on 6/4, his first intentional pass since 4/21/91 ... single on 6/9 at Minnesota was the 1,200th of his career and RBI on 5/7 at Kansas City was his 400th.

Major League Highlights: Has appeared in 93.5 percent of Sox games (1,317 of 1,409) since 1985 without including the 1992 season when he missed all but 12 games ... needs just six games played to rank on the club's all-time list and is tied with Shano Collins for 10th in hits (1,254). **1993:** After being limited to 12 games in 1992 because of a serious knee injury, came back to post career highs with 23 doubles and four home runs while appearing in 134 games ... batted .317 (26-82) in September ... posted season-high four hits on 9/14 at Kansas City ... collected his career-high 23rd double on 9/21 at California ... double was also his 31st extra-base hit, tying a career high (1985 and 1987) ... batted .297 (63-212) at home ... was hitting .195 on 5/14 but batted .299 (112-375) over the remainder of the season ... committed just 16 errors, the second-lowest figure of his career ... connected on his fourth home run on 7/24 vs. Milwaukee, setting a career mark for homers in a season ... ranked among American League leaders with 13 sacrifices ... went 3-3 with a home run and tied his career high with four RBI on 7/2 vs. Baltimore ... had season-high 10-game hitting streak snapped on 6/19 at California ... started his ninth consecutive Opening Day. **1992:** Season ended on 4/21 vs. New York after he suffered a hyperextension of right knee which resulted in two torn ligaments in a collision with left fielder Tim Raines ... tore the anterior cruciate and medial collateral ligaments ... underwent successful surgery at Palos Community Hospital in Palos Heights on 4/22 and immediately began rehabilitation ... made eighth consecutive Opening Day start on 4/7 at California and went 2-5 with two doubles. **1991:** Made third AL All-Star appearance on 7/9 at Toronto ... collected career hit No. 1,000 on 9/18 vs. Oakland ... belted first career grand slam on 9/5 vs. Kansas City, tying career high with four RBI ... batted .288 (72-250) in second half ... ranked third on club with 21 stolen bases ... notched 25 two-hit games, seven three-hit games and two four-hit contests ... committed only eight errors in second half and just one after 8/16 (39 games) ... hit .300 (109-363) vs. right-handers ... finished second among AL shortstops with 248 putouts and 439 assists ... played in 154 contests ... ranked as Best Bunter in AL by

Ozzie Guillen Among Top Sox Shortstops

Gold Glove shortstop Ozzie Guillen holds the franchise record for assists at his position with 570 in 1988. Guillen has cracked the White Sox Top 10 single-season fielding list three times. His .980 percentage in 1985 ranks third, while his .977 clips in 1988 and 1990 are tied for fifth. Ron Hansen's .983 percentage in 1963 tops the list.

Baseball America. 1990: Received the Rawlings Gold Glove Award[®] ... was first Sox player to do so since Mike Squires in 1981 ... named to the AL All-Star Team for the second time ... led team with .319 batting average in the first half ... hit .383 for the month of May while committing just one error ... led team with 160 appearances, 153 starts and 15 sacrifice hits ... was third toughest to strike out in AL with one every 15.2 plate appearances ... hit only home run on 8/10 off Nolan Ryan vs. Texas. **1989:** Swiped career-high 36 bases, seventh among AL leaders and tops among major-league shortstops ... recorded career-high 18-game hitting streak from 7/5-28 (30-66, .455)... posted career highs with 597 at-bats and 151 hits. **1988:** Was the lone Sox representative in the All-Star Game at Cincinnati ... a minor leg injury kept him from playing in the game ... established a White Sox single-season shortstop record with 570 assists, topping Luis Aparicio's mark of 563 in 1969 ... made 153 starts at shortstop, the most defensive starts by one Sox player in 1988 ... his 863 total chances at shortstop were the most of his career ... swiped 25 bases for the second straight season. **1987:** Completed third major-league season ... swiped 25 bases ... topped the White Sox with 13 sacrifice bunts, eight sacrifice flies and seven triples ... notched his first career five-hit game on 7/9 at New York with a perfect 5-5 night. **1986:** Completed second major-league season with .250 batting average in a team-high 159 games ... finished second on club behind Harold Baines with eight game-winning RBI ... collected the lone Sox hit off Jimmy Key on 5/22 vs. Toronto, an infield single ... second on club with 35 multiple-hit games. **1985:** Easily won the Baseball Writers Association of America balloting for AL Rookie of the Year with 16 of 28 first-place votes, finishing 34 points ahead of runner-up Teddy Higuera of Milwaukee... also named the AL Top Rookie by *The Sporting News* and ESPN's "Inside Baseball" ... named the best defensive infielder in the AL in a managers' poll conducted by the *Toronto Star* ... shortstop on the Topps' major-league rookie All-Star Team ... established a Sox shortstop record with just 12 errors for the season ... only one unearned run crossed the plate after a Guillen miscue ... his .980 fielding percentage led all major-league shortstops ... first major-league hit was a bunt single on a 3-0 pitch in season opener at Milwaukee ... cracked first big league homer off Ed Whitson on 8/14 vs. New York.

Monthly Bests

Avg.383
5/90

HR 3
7/93

RBI 15
6/86

Minor League Highlights: 1984: Hit .296 in last minor-league season at San Diego's Class AAA affiliate in Las Vegas ... drove in 53 runs as the Stars' leadoff hitter ... led the Pacific Coast League with 362 assists ... named to the PCL All-Star Team. **1983:** Hit .295 at Class AA Beaumont of the Texas League and was voted one of the Top 10 prospects in the Texas League. **1982:** At Class A Reno of the California League posted his finest professional season, hitting .347 and leading the league in runs (103) and hits (183) en route to a berth on the league's All-Star Team. **1981:** Began his professional career as a 17-year-old with Bradenton of the Gulf Coast League.

Miscellaneous/Personal: Married Ibis Cardenas ... has three children: Oswaldo Jr. (6/30/84), Oney (1/25/86) and Ozney (1/3/92) ... the City of Chicago honored him by declaring 9/5-11/94 "Ozzie Guillen Week" for his efforts in embracing Chicago's Latin American Community ... makes his permanent residence in his native Venezuela where he has achieved celebrity status since his 1985 AL Rookie of the Year accolade ... starred in Venezuelan soap opera in winter of 1989 ... handled color duties for Hispanic television broadcast of 1992 All-Star Game ... purchases tickets each season for his Ozzie's Amigos program to help underprivileged youth.

YEAR	CLUB	AVG	G	AB	R	H	TB	2B	3B	HR	RBI	SH	SF	HB	BB	SO	SB	CS	E
1981	Bradenton	.259	55	189	26	49	55	4	1	0	16	7	1	1	13	24	8	2	14
1982	Reno	.347	130	528	103	183	224	33	1	2	54	14	6	2	16	53	25	14	41
1983	Beaumont	.295	114	427	62	126	160	20	4	2	48	11	5	0	15	29	7	5	30
1984	Las Vegas	.296	122	463	81	137	190	26	6	5	53	17	2	3	13	40	9	5	17
1985	WHITE SOX	.273	150	491	71	134	176	21	9	1	33	8	1	1	12	36	7	4	12
1986	WHITE SOX	.250	159	547	58	137	170	19	4	2	47	12	5	1	12	52	8	4	22
1987	WHITE SOX	.279	149	560	64	156	198	22	7	2	51	13	6	1	22	52	25	6	19
1988	WHITE SOX	.261	156	566	58	148	178	16	7	0	39	10	3	2	25	40	25	13	20
1989	WHITE SOX	.253	155	597	63	151	190	20	8	1	54	11	3	0	15	48	36	17	22
1990	WHITE SOX	.279	160	516	61	144	176	21	4	1	58	15	5	1	26	37	13	17	17
1991	WHITE SOX	.273	154	524	52	143	178	20	3	3	49	13	7	0	11	38	21	15	21
1992	WHITE SOX	.200	12	40	5	8	12	4	0	0	7	1	1	0	1	5	1	0	0
1993	WHITE SOX	.280	134	457	44	128	171	23	4	4	50	13	6	0	10	41	5	4	16
1994	WHITE SOX	.288	100	365	46	105	127	9	5	1	39	7	4	0	14	35	5	4	16
MINOR TOTALS		.308	421	1607	272	495	629	83	12	9	171	39	14	6	57	146	49	26	110
A.L. TOTALS		.269	1329	4663	522	1254	1576	175	51	15	427	103	43	6	148	384	146	86	165
M.L. TOTALS		.269	1329	4663	522	1254	1576	175	51	15	427	103	43	6	148	384	146	86	165

*Led league #Tied for league lead

— Signed by San Diego as a free agent (12/17/80).

— Traded by San Diego with Tim Lollar, Bill Long and Luis Salazar to the White Sox for LaMarr Hoyt, Kevin Kristan and Todd Simmons (12/5/84).

— On White Sox disabled list with torn anterior and medial collateral ligaments in right knee (4/21/92-remainder of season).

LEAGUE CHAMPIONSHIP SERIES RECORD

YEAR	CLUB	AVG	G	AB	R	H	TB	2B	3B	HR	RBI	SH	SF	HB	BB	SO	SB	CS	E
1993	SOX vs. Tor.	.273	6	22	4	6	7	1	0	0	2	1	0	0	0	2	1	0	0

ALL-STAR GAME RECORD

YEAR	CLUB, SITE	AVG	G	AB	R	H	TB	2B	3B	HR	RBI	SH	SF	HB	BB	SO	SB	CS	E
1988	A.L., Cincinnati	DID NOT PLAY DUE TO INJURY																	
1990	A.L., Chicago (NL)	.000	1	2	0	0	0	0	0	0	0	0	0	0	0	0	0	0	0
1991	A.L., Toronto	.000	1	0	0	0	0	0	0	0	0	1	0	0	0	0	0	0	0
TOTALS		.000	2	2	0	0	0	0	0	0	0	1	0	0	0	0	0	0	0

GUILLEN'S STATISTICAL BREAKDOWN

CLUB	1994						CAREER					
	AVG	G	AB	H	HR	RBI	AVG	G	AB	H	HR	RBI
Baltimore	.375	6	16	6	0	2	.285	96	340	97	3	30
Boston	.174	6	23	4	0	0	.258	97	337	87	0	23
California	.304	7	23	7	0	4	.263	110	377	99	0	40
Cleveland	.302	12	43	13	0	3	.272	101	346	94	0	27
Detroit	.244	11	45	11	0	5	.243	104	375	91	2	37
Kansas City	.359	10	39	14	0	4	.312	108	375	117	1	41
Milwaukee	.333	9	36	12	0	5	.324	99	373	121	2	32
Minnesota	.200	4	15	3	0	2	.259	101	351	91	0	33
New York	.238	6	21	5	0	4	.274	97	350	96	1	31
Oakland	.250	7	20	5	0	0	.275	109	404	111	1	48
Seattle	.229	9	35	8	1	7	.260	107	339	88	3	40
Texas	.345	8	29	10	0	2	.219	106	370	84	1	22
Toronto	.350	5	20	7	0	1	.239	94	326	78	1	23
1994 Totals/Lifetime	.288	100	365	105	1	39	.269	1329	4663	1254	15	427
Home	.250	46	164	41	0	20	.273	657	2244	612	9	221
Road	.318	54	201	64	1	19	.265	672	2419	642	6	206
Day	.250	29	108	27	0	8	.273	367	1302	355	3	120
Night	.304	71	257	78	1	31	.267	962	3361	899	12	307
Left	.261	—	115	30	1	15	.241	627	1433	345	3	120
Right	.300	—	250	75	0	24	.281	1145	3230	909	12	307
Grass	.280	85	307	86	0	30	.267	1126	3962	1057	13	359
Turf	.328	15	58	19	1	9	.281	203	701	197	2	68
1st Half	.272	78	276	75	1	30	.267	735	2608	697	7	231
2nd Half	.337	24	89	30	0	9	.271	594	2055	557	8	196
April	.267	22	86	23	0	10	.249	184	675	168	0	59
May	.308	19	65	20	0	9	.279	221	796	222	3	60
June	.258	26	89	23	1	9	.262	242	823	216	2	78
July	.292	25	96	28	0	7	.289	229	816	236	3	87
August	.379	8	29	11	0	4	.268	225	783	210	4	71
Sept-Oct	—	—	—	—	—	—	.262	228	770	202	3	72
As a PH	.000	2	2	0	0	0	.103	32	29	3	0	1
As a DH	—	—	—	—	—	—	.000	1	0	0	0	0

GUILLEN'S CAREER BY PARK

CLUB	1994						CAREER					
	AVG	G	AB	H	HR	RBI	AVG	G	AB	H	HR	RBI
Baltimore	.333	3	9	3	0	1	.286	8	28	8	1	5
Boston	.000	3	11	0	0	0	.258	51	151	39	0	7
California	.385	4	13	5	0	4	.247	57	158	39	0	21
Chicago	.250	46	164	41	0	20	.278	657	640	178	4	73
Cleveland	.333	6	24	8	0	0	.333	6	24	8	0	0
Detroit	.292	6	24	7	0	1	.253	54	158	40	2	15
Kansas City	.563	4	16	9	0	2	.377	53	146	55	0	16
Milwaukee	.429	5	21	9	0	2	.301	49	146	44	0	10
Minnesota	.200	4	15	3	0	2	.270	50	137	37	0	16
New York	.182	3	11	2	0	2	.262	46	130	34	0	11
Oakland	.231	4	13	3	0	0	.272	57	180	49	0	20
Seattle	.286	4	14	4	1	4	.266	52	124	33	1	16
Texas	.471	5	17	8	0	0	.471	5	17	8	0	0
Toronto	.231	3	13	3	0	1	.205	20	73	15	0	5

Guillen's Career Bests

Game	Season
Hits — 5 (7/9/87 at N.Y. -AL)	156 (1987)
HR — 1 (15 times, last 6/23/94 at Sea.)	4 (1993)
GS — 1 (9/5/91 vs. K.C.)	1 career (9/5/91)
RBI — 4 (four times, last 6/23/94 at Sea.)	58 (1990)
SB — 2 (eight times, last 7/27/91, game two at Bos.)	36 (1989)
Hitting Streak — 18 (7/5-28/89)	

Ozzie Guillen vs. Dave Concepcion
After 10 Seasons

Player	G	AVG	AB	R	H	2B	3B	HR	RBI	BB	SO	SB
Guillen	1329	.269	4663	522	1254	175	51	15	427	148	384	146
Concepcion	1349	.270	4702	919	1268	201	31	70	529	350	559	220

Player	G	PCT	PO	A	E	TC	DP
Guillen	1318	.974	2140	3948	165	6088	822
Concepcion	1303	.970	2293	4153	200	6446	817

JOE HALL

26



Given Name: Joseph Geroy Hall
Position: Outfielder
Bats: Right **Throws:** Right
Height: 6-0 **Weight:** 180
Opening Day Age: 29
Born: March 6, 1966, Paducah, Ky.
Resides: Paducah, Ky.
First Pro Contract: St. Louis Cardinals, selected in 10th round, June 1988 free agent draft.
Sox Acquisition: Obtained from the St. Louis Cardinals in exchange for minor-league outfielder Willie Magallanes, April 3, 1991.
Major League Service: 110 days.
Contract Status: Signed through 1995.

1994: Began the season with the White Sox and made his major-league debut on 4/5 at Toronto with an RBI infield single in his first at-bat ... homered for the first time on 4/12 vs. New York in his eighth career at-bat ... collected 10 hits in his first 16 at-bats (.625) ... started eight games in the outfield (six in left field and two in right) ... suffered a pulled right hamstring on 5/13 at Texas when he ran into the wall in foul territory down the left-field line ... was placed on the 15-day disabled list on 5/14 and was moved to the 60-day emergency disabled list on 6/30 ... was reinstated from the disabled list on 7/21 and was optioned to Class AA Birmingham the same day ... played in 16 games during rehabilitation stints at Class A South Bend, batting .241 (13-54) with one home run and nine RBI ... hit .209 (14-67) in 19 games at Birmingham from 7/22-8/10 before being promoted to Class AAA Nashville on 8/11 ... batted .292 (21-72) with four home runs and 21 RBI with the Sounds ... combined to hit .249 (48-193) with five home runs and 36 RBI at the three minor-league stops ... was 5-9 (.556) with two doubles, two home runs and six RBI over a two-game span from 8/23-24.

Minor League Highlights: Owns a .276 batting average (714-2,589) over seven minor-league seasons ... has 128 career stolen bases. **1993:** Appeared in 116 games at Class AAA Nashville ... his .290 batting average ranked fifth on the club ... set career highs with 33 doubles, 10 home runs and 58 RBI ... stole 10 bases to reach double figures for the sixth consecutive year ... named American Association Player of the Week for 7/4-10 by Howe Sportsdata ... pitched one game for the Sounds. **1992:** Ranked fifth among White Sox minor-league hitters with a .283 batting average at Class AAA Vancouver ... tied for the club lead with seven triples and ranked third in walks (60) and fourth in RBI (56) ... belted grand slams on 6/21 vs. Calgary and 7/1 vs. Tacoma ... batted .329 with 24 RBI in 42 winter ball contests with the Oriente team in Venezuela. **1991:** Was starting third baseman at Class AAA Vancouver after being acquired from the Cardinals in April ... batted .248 with four home runs and 39 RBI ... collected 23 two-hit games and seven three-hit contests ... drove in season-high four runs on 8/23 vs. Portland ... hit safely in 14 of 16 games (4/22-5/9), batting .317 during stretch (20-63) ... also appeared in the outfield and as a first baseman. **1990:** Spent season with St. Louis Cardinals' Class AA Arkansas affiliate ... hit .271 with 44 RBI ... batted .295 during May and June ... struck out just once every 10.85 plate appearances, fourth-best total in the Texas League ... went 3-3 with four RBI on 8/7 vs. Jackson. **1989:** Batted .292 with 45 stolen bases for Class A St. Petersburg ... set career highs in runs (72) ... finished sixth in Florida State League batting race and ranked among league leaders in games (second), hits (second), stolen bases (third), at-bats (third) and runs (fifth) ... hit in 11 of 12 games from 7/24-8/4 (.380) ... recorded 48 multihit games ... hit .347 in July. **1988:** Spent majority of first professional season at Class A Hamilton ... batted .285 with 30 stolen bases with Hamilton ... drove in five runs vs. Batavia on 6/26 and had eight three-hit games.

Miscellaneous/Personal: Married Amy Smith ... has one child: Joseph Geroy Jr. (3/6/95) ... attended Southern Illinois University and studied law enforcement ... graduated from St. Mary's High School in Paducah, Ky. where he was All-State in baseball and basketball ... also took part in track and cross country ... named Most Valuable Player of the Cape Cod League All-Star Game held in Fenway Park ... enjoys basketball, tennis and raquetball.

White Sox Turnaround

The White Sox's 1990 record of 94-68 (after finishing 69-92 in 1989) was the largest one-year turnaround in club history, eclipsing the 1970-71 revival when the Sox improved from 56-106 to 79-83.

YEAR	CLUB	AVG	G	AB	R	H	TB	2B	3B	HR	RBI	SH	SF	HB	BB	SO	SB	CS	E
1988	Hamilton	.285	70	274	46	78	95	9	1	2	37	1	2	5	30	37	30	8	4
	Springfield	.000	1	1	0	0	0	0	0	0	0	0	0	0	0	0	0	0	0
1989	St. Petersburg	.292	134	504	72	147	162	9	3	0	54	3	9	8	60	57	45	28	25
1990	Arkansas	.271	115	399	44	108	152	14	4	4	44	2	6	3	35	41	21	14	15
1991	Vancouver	.248	118	427	41	106	138	16	1	4	39	3	4	3	23	45	11	11	20
1992	Vancouver	.283	112	367	46	104	155	19	7	6	56	10	3	4	60	44	11	5	16
1993	Nashville	.290	116	424	66	123	196	33	5	10	58	1	2	4	52	56	10	9	7
1994	WHITE SOX	.393	17	28	6	11	17	3	0	1	5	0	0	1	2	4	0	0	1
	South Bend	.241	16	54	7	13	20	4	0	1	9	0	1	2	7	11	0	1	1
	Birmingham	.209	19	67	9	14	24	6	0	0	6	0	1	1	15	11	0	0	0
	Nashville	.292	22	72	14	21	40	7	0	4	21	0	2	2	16	10	0	0	0
MINOR TOTALS		.276	723	2589	345	714	980	117	21	31	324	20	30	32	298	312	128	76	88
A.L. TOTALS		.393	17	28	6	11	17	3	0	1	5	0	0	1	2	4	0	0	1
M.L. TOTALS		.393	17	28	6	11	17	3	0	1	5	0	0	1	2	4	0	0	1

— Selected by St. Louis in 10th round of free agent draft (6/88).

— Traded by St. Louis to the White Sox for Willie Magsillanes (4/3/91).

— On Class AAA Vancouver disabled list (7/30-8/15/92).

— On Class AAA Nashville disabled list (7/30-8/12/93).

— On White Sox disabled list with a pulled right hamstring (5/14-7/21/94); included rehabilitation assignment to Class A South Bend (6/9-19 and 6/22-29/94).

HALL'S STATISTICAL BREAKDOWN

CLUB	1994						CAREER					
	AVG	G	AB	H	HR	RBI	AVG	G	AB	H	HR	RBI
Baltimore	—	—	—	—	—	—	—	—	—	—	—	—
Boston	.333	2	3	1	0	1	.333	2	3	1	0	1
California	—	—	—	—	—	—	—	—	—	—	—	—
Cleveland	.000	2	2	0	0	0	.000	2	2	0	0	0
Detroit	.000	1	1	0	0	0	.000	1	1	0	0	0
Kansas City	.000	1	1	0	0	0	.000	1	1	0	0	0
Milwaukee	.286	3	7	2	0	0	.286	3	7	2	0	0
Minnesota	—	—	—	—	—	—	—	—	—	—	—	—
New York	.750	2	8	6	1	3	.750	2	8	6	1	3
Oakland	—	—	—	—	—	—	—	—	—	—	—	—
Seattle	.250	3	4	1	0	0	.250	3	4	1	0	0
Texas	.000	1	0	0	0	0	.000	1	0	0	0	0
Toronto	.500	2	2	1	0	1	.500	2	2	1	0	1
1994 Totals/Lifetime	.393	17	28	11	1	5	.393	17	28	11	1	5
Home	.381	9	21	8	1	4	.381	9	21	8	1	4
Road	.429	8	7	3	0	1	.429	8	7	3	0	1
Day	.400	3	5	2	0	1	.400	3	5	2	0	1
Night	.391	14	23	9	1	4	.391	14	23	9	1	4
Left	.421	—	19	8	0	2	.421	—	19	8	0	2
Right	.333	—	9	3	1	3	.333	—	9	3	1	3
Grass	.385	15	26	10	1	4	.385	15	26	10	1	4
Turf	.500	2	2	1	0	1	.500	2	2	1	0	1
1st Half	.393	17	28	11	1	5	.393	17	28	11	1	5
2nd Half	—	—	—	—	—	—	—	—	—	—	—	—
April	.476	10	21	10	1	5	.476	10	21	10	1	5
May	.143	7	7	1	0	0	.143	7	7	1	0	0
June	—	—	—	—	—	—	—	—	—	—	—	—
July	—	—	—	—	—	—	—	—	—	—	—	—
August	—	—	—	—	—	—	—	—	—	—	—	—
Sept-Oct	—	—	—	—	—	—	—	—	—	—	—	—
As a PH	.375	9	8	3	0	1	.375	9	8	3	0	1
As a DH	.500	2	2	1	0	0	.500	2	2	1	0	0

HALL'S CAREER BY PARK

CLUB	1994						CAREER					
	AVG	G	AB	H	HR	RBI	AVG	G	AB	H	HR	RBI
Baltimore	—	—	—	—	—	—	—	—	—	—	—	—
Boston	.000	1	0	0	0	0	.000	1	0	0	0	0
California	—	—	—	—	—	—	—	—	—	—	—	—
Chicago	.381	9	21	8	1	4	.381	9	21	8	1	4
Cleveland	.000	1	1	0	0	0	.000	1	1	0	0	0
Detroit	.000	1	1	0	0	0	.000	1	1	0	0	0
Kansas City	—	—	—	—	—	—	—	—	—	—	—	—
Milwaukee	.667	2	3	2	0	0	.667	2	3	2	0	0
Minnesota	—	—	—	—	—	—	—	—	—	—	—	—
New York	—	—	—	—	—	—	—	—	—	—	—	—
Oakland	—	—	—	—	—	—	—	—	—	—	—	—
Seattle	—	—	—	—	—	—	—	—	—	—	—	—
Texas	.000	1	0	0	0	0	.000	1	0	0	0	0
Toronto	.500	2	2	1	0	1	.500	2	2	1	0	1

Hall's Career Bests

Game	Season
Hits — 3 (twice, last 4/13/94 vs. N.Y.-AL)	11 (1994)
HR — 1 (4/12/94 vs. N.Y.-AL)	1 (1994)
GS — None	None
RBI — 2 (4/12/94 vs. N.Y.-AL)	5 (1994)
SB — None	None
Hitting Streak — 3 (4/10-13/94)	

ATLEE HAMMAKER

34



Given Name: Charlton Atlee Hammaker

Position: Pitcher

Bats: Switch

Throws: Left

Height: 6-2

Weight: 204

Opening Day Age: 37

Born: January 24, 1958, Carmel, Calif.

Resides: Knoxville, Tenn.

First Pro Contract: Kansas City Royals, selected in first round (21st overall), June 1979 free agent draft.

Sox Acquisition: Signed to a minor-league contract, April 14, 1994.

Major League Service: 10 years, 68 days.

Contract Status: Signed through 1995.

1994: Made his first major-league appearance since 6/13/91 on 8/3 at Texas and retired the only hitter he faced ... had his contract purchased from Class AAA Nashville on 7/30 ... also pitched with Class AA Birmingham ... made second appearance on 8/6 at California and allowed one hit with one strikeout over 1.1 IP ... was in position to earn first win since 6/3/90 (with San Francisco), but Angels tied score after he departed ... was 2-1 with a 2.79 ERA (9 ER/29.0 IP) in 21 games at Nashville ... posted two victories and three saves at Nashville before suffering first loss on 7/26 ... counting his last 12 appearances at Birmingham, registered a 1.96 ERA (10 ER/46.0 IP) before being promoted to the White Sox ... struck out at least one batter in 10 consecutive games from 7/1-25 (19 SO/18.0 IP) ... tossed season-high 3.1 IP on 7/21 vs. Iowa ... promoted on 6/8 from Class AA Birmingham, where he went 1-0 with a 2.00 ERA (4 ER/18.0 IP) in 13 appearances for the Barons ... was promoted to Birmingham on 4/30 after pitching at extended spring training ... after allowing three runs in first outing on 5/2 vs. Orlando, posted a 0.53 ERA (1 ER/17.0 ER) over his next 12 outings ... struck out season-high three three times with the Barons (last on 5/31 at Memphis) ... earned first professional victory since 6/3/90 in a 3-1 victory vs. Greenville on 5/17-2 ... signed by the White Sox on 4/14 and assigned to extended spring training ... in four appearances at extended spring, did not allow an earned run in 8.0 IP while allowing only four hits ... struck out 13 batters and walked two.

Major League Highlights: **1992:** Was a non-roster invitee by the White Sox to spring training ... sidelined after one outing with recurring elbow pain. **1991:** Opened season on San Diego's 15-day disabled list with fractured middle finger ... suffered the injury while lifting weights in spring training ... sent on 30-day rehabilitation assignment on 5/12 ... appeared in two games at Class A High Desert, five at Class AA Wichita and three at Class AAA Las Vegas, posting a combined 0-1 record with a 4.65 ERA ... made one start for Padres on 6/13 vs. St. Louis, allowing three earned runs over 4.2 IP in losing effort ... returned to 15-day disabled list on 6/17 with tendinitis in right elbow ... re-activated from disabled list on 9/3 but did not appear in any games. **1990:** Appeared in 25 games with San Francisco, compiling a 4-5 record and a 4.28 ERA before being released on 8/11 ... signed by San Diego on 8/21 ... made nine appearances, striking out 16 in 19.1 IP. **1989:** Posted a 6-6 mark with a 3.76 ERA over 28 appearances (nine starts) ... opened the season in bullpen, allowing only one run in first 12.0 IP (0.75 ERA) ... won five of six decisions before being placed on the 15-day disabled list on 6/19 with strained tendon in left bicep ... activated from disabled list on 7/16 ... appeared in four games before injuring his left knee running bases on 8/3 at Los Angeles ... underwent arthroscopic surgery on 8/10 and was activated on 9/21 ... made one appearance in NLCS and two in the World Series. **1988:** Opened campaign in bullpen, earning his first major-league save on 4/15 at San Diego ... moved into rotation on 7/23 ... pitched five-hit shutout on 8/1 against Houston. **1987:** Finished 10th in the National League with a 3.58 ERA after missing the entire 1986 season ... allowed three or fewer runs in 21 of his 27 starts ... Giants scored only 19 runs in his 10 losses ... posted a 7-0 mark over his last 10 starts at Candlestick Park ... started third and seventh game of the NLCS vs. St. Louis. **1986:** Missed entire season after undergoing surgery to shave the rotator cuff muscle on 4/30 and had arthroscopic surgery to remove torn cartilage from his left knee on 7/16. **1985:** Owned a 2.98 ERA through his first 13 starts ... threw a four-hit shutout on 6/17 vs. Cincinnati. **1984:** Had surgery prior to the season to repair torn rotator cuff ... made first appearance on 6/26 and started five games before going on the disabled list with bone spurs in his left arm ... activated from the disabled list on 9/1 and made one start before undergoing surgery to remove the bone spurs. **1983:** Became the first Giants pitcher since Juan Marichal in 1969 to lead the league in ERA

Monthly Bests

Wins	4
	6/83
ERA	1.20
	4/83
SO	27
	6/87

(2.25) ... member of NL All-Star Team and allowed the only grand slam in mid-summer classic history to Fred Lynn at Comiskey Park ... walked a league-low 1.67 batters per 9.0 IP ... notched career-high 14 strikeouts on 9/11 at Houston. **1982:** Ranked second on the Giants staff in wins (12), complete games (four) and IP (175.0) ... allowed only 1.44 walks per 9.0 IP. **1981:** Made major-league debut on 8/13 at Baltimore ... made first career start on 8/27 at Toronto and recorded first major-league win on 9/15 at California.

Minor League Highlights: **1981:** Ranked eighth in the American Association with a 3.64 ERA ... posted 11-5 record at Class AAA Omaha. **1980:** Compiled an 8-9 record with a 3.35 ERA for manager Gene Lamont at Class AA Jacksonville. **1979:** Won both starts after being drafted by Kansas City in the first round.

Miscellaneous/Personal: Married Jenny Johnson ... has four children: Erica (4/5/86), Jenna (11/9/88), Alesa (4/20/91) and Christa (3/30/94) ... went to East Tennessee State University on a basketball scholarship ... also played baseball and threw three no-hitters ... pitcher for U.S. team in World Amateur Baseball Tournament in Italy in 1978 ... earned All-America honors in basketball at Mt. Vernon High School in Alexandria, Va.

YEAR	CLUB	W-L	PCT	ERA	G	GS	CG	SHO	SV	IP	H	R	ER	HR	HB	BB-I	SO	WP	BK
1979	Sarasota	1-0	1.000	1.80	1	1	0	0	0	5.0	3	1	1	1	0	1-0	6	0	0
	Pt. Myers	1-0	1.000	1.80	1	1	0	0	0	5.0	9	5	1	0	0	0-0	5	0	0
1980	Jacksonville	8-9	.471	3.35	20	20	6	1	0	137.0	131	64	51	16	2	37-1	88	2	0
1981	Omaha	11-5	.688	3.64	21	21	8	1	0	146.0	147	70	59	13	1	40-1	63	2	6
	KANSAS CITY	1-3	.250	5.54	10	6	0	0	0	39.0	44	24	24	2	0	12-1	11	0	1
1982	Phoenix	0-1	.000	6.35	1	1	0	0	0	5.2	13	5	4	0	0	2-0	6	0	0
	SAN FRANCISCO	12-8	.600	4.11	29	27	4	1	0	175.0	189	86	80	16	2	28-8	102	2	4
1983	SAN FRANCISCO	10-9	.526	*2.25	23	23	8	3	0	172.1	147	57	43	9	3	32-12	127	6	2
1984	Phoenix	0-1	.000	4.50	2	2	0	0	0	8.0	14	7	4	0	0	2-0	5	0	0
	SAN FRANCISCO	2-0	1.000	2.18	6	6	0	0	0	33.0	32	10	8	2	0	9-1	24	0	2
1985	SAN FRANCISCO	5-12	.294	3.74	29	29	1	1	0	170.2	161	81	71	17	0	47-5	100	4	4
1986	SAN FRANCISCO	DID NOT PLAY DUE TO INJURY																	
1987	Phoenix	1-2	.333	4.15	3	3	0	0	0	17.1	19	9	8	1	1	6-0	8	0	0
	Shreveport	0-1	.000	1.29	1	1	0	0	0	7.0	6	2	1	0	0	0-0	3	0	0
	SAN FRANCISCO	10-10	.500	3.58	31	27	2	0	0	168.1	159	73	67	22	3	57-10	107	8	7
1988	SAN FRANCISCO	9-9	.500	3.73	43	17	3	1	5	144.2	136	68	60	11	3	41-9	65	1	2
1989	SAN FRANCISCO	6-6	.500	3.76	28	9	0	0	0	78.2	78	34	32	5	1	23-2	30	1	2
1990	SAN FRANCISCO	4-5	.444	4.28	25	6	0	0	0	67.1	69	33	32	7	0	21-4	28	3	1
	SAN DIEGO	0-4	.000	4.66	9	1	0	0	0	19.1	16	11	10	1	0	6-1	16	1	1
1991	High Desert	0-0	.000	2.25	2	2	0	0	0	8.0	9	3	2	1	0	3-0	3	2	1
	Wichita	0-1	.000	3.52	5	0	0	0	0	7.2	10	3	3	0	0	0-0	9	0	0
	Las Vegas	0-0	.000	6.46	3	3	0	0	0	15.1	21	11	11	1	0	3-0	9	2	1
	SAN DIEGO	0-1	.000	5.79	1	1	0	0	0	4.2	8	7	3	0	0	3-0	1	1	0
1992	DID NOT PLAY DUE TO INJURY																		
1993	DID NOT PLAY DUE TO INJURY																		
1994	Birmingham	1-0	1.000	2.00	13	0	0	0	0	18.0	13	11	4	1	1	10-0	17	1	0
	Nashville	2-1	.667	2.79	21	0	0	0	3	29.0	24	9	9	2	0	11-0	29	0	0
	WHITE SOX	0-0	.000	0.00	2	0	0	0	0	1.1	1	0	0	0	0	0-0	1	1	0
MINOR TOTALS		25-21	.543	3.48	94	55	14	2	3	409.0	419	200	158	36	5	115-2	251	9	8
A.L. TOTALS		1-3	.250	5.36	12	6	0	0	0	40.1	45	24	24	2	0	12-1	12	1	1
N.L. TOTALS		58-64	.475	3.54	224	146	18	6	5	1032.0	995	460	406	90	12	267-52	600	27	25
M.L. TOTALS		59-67	.468	3.61	236	152	18	6	5	1072.1	1040	484	430	92	12	279-53	612	28	26

*Lad league

- Selected by Kansas City in first round (21st overall) of free agent draft (6/5/79).
- On Class A Ft. Myers disabled list (7/6-10/26/79).
- On Class AA Jacksonville disabled list (8/3-22/80).
- Traded by Kansas City with Craig Chamberlain, Rente Martin and a player to be named later (Brad Weillmar) to San Francisco for Vida Blue and Bob Tufts (3/30/82).
- On San Francisco disabled list with sore left shoulder (7/26-8/21/83).
- On San Francisco disabled list following rotator cuff surgery (4/2-6/26/84).
- On San Francisco disabled list with bone spurs in left elbow (8/4-9/1/84).
- On San Francisco disabled list due to rotator cuff surgery (4/7-10/5/85).
- On San Francisco disabled list recovering from 1986 rotator cuff surgery (4/2-30/87).
- Granted free agency (11/4/87).
- Re-signed by San Francisco (1/8/88).
- On San Francisco disabled list with strained tendon in left bicep (6/19-7/16/88).
- On San Francisco disabled list with torn cartilage in left knee (8/3-9/20/89).
- Released by San Francisco (8/11/90).
- Signed by San Diego as a free agent (8/21/90).
- On San Diego disabled list with fractured left middle finger (3/31-6/8/91).
- On San Diego disabled list with tendinitis in right elbow (6/17-9/3/91).
- Granted free agency (10/31/91).
- Signed by White Sox to a minor-league contract (4/14/94).

LEAGUE CHAMPIONSHIP SERIES RECORD

YEAR	CLUB	W-L	PCT	ERA	G	GS	CG	SHO	SV	IP	H	R	ER	HR	HB	BB-I	SO	WP	BK
1987	S.F. vs. S.L.	0-1	.000	7.87	2	2	0	0	0	8.0	12	7	7	2	0	0-0	7	0	0
1989	S.F. vs. Chi.	0-0	.000	0.00	1	0	0	0	0	1.0	1	0	0	0	1	0-0	0	0	0
TOTALS		0-1	.000	7.00	3	2	0	0	0	9.0	13	7	7	2	1	0-0	7	0	0

WORLD SERIES RECORD

YEAR	CLUB	W-L	PCT	ERA	G	GS	CG	SHO	SV	IP	H	R	ER	HR	HB	BB-I	SO	WP	BK
1989	S.F. vs. Oak.	0-0	.000	15.43	2	0	0	0	0	2.1	8	4	4	0	1	0-0	2	0	0

ALL-STAR GAME RECORD

YEAR	CLUB, SITE	W-L	PCT	ERA	G	GS	CG	SHO	SV	IP	H	R	ER	HR	HB	BB-I	SO	WP	BK
1983	N.L., Chicago (AL)	0-0	.000	94.03	1	0	0	0	0	0.2	6	7	7	2	0	1-1	0	0	0

HAMMAKER'S STATISTICAL BREAKDOWN

CLUB	1994						CAREER					
	ERA	W-L	SV	IP	ER	SO	ERA	W-L	SV	IP	ER	SO
Baltimore	—	—	—	—	—	—	0.00	0-0	0	4.0	0	2
Boston	—	—	—	—	—	—	—	—	—	—	—	—
California	0.00	0-0	0	1.0	0	1	1.13	1-0	0	8.0	1	3
Cleveland	—	—	—	—	—	—	3.38	0-0	0	5.1	2	1
Detroit	—	—	—	—	—	—	—	—	—	—	—	—
Kansas City	—	—	—	—	—	—	—	—	—	—	—	—
Milwaukee	—	—	—	—	—	—	3.86	0-0	0	7.0	3	2
Minnesota	—	—	—	—	—	—	18.00	0-1	0	2.0	4	0
New York	—	—	—	—	—	—	9.00	0-1	0	4.0	4	1
Oakland	—	—	—	—	—	—	7.11	0-1	0	6.1	5	2
Seattle	—	—	—	—	—	—	—	—	—	—	—	—
Texas	0.00	0-0	0	0.1	0	0	0.00	0-0	0	0.1	0	0
Toronto	—	—	—	—	—	—	13.51	0-0	0	3.1	5	1
1994 Totals/Lifetime	0.00	0-0	0	1.1	0	1	5.36	1-3	0	40.1	24	12
Home	—	—	—	—	—	—	3.15	37-23	2	568.2	199	343
Road	0.00	0-0	0	1.1	0	1	4.13	22-44	3	503.2	231	269
Day	—	—	—	—	—	—	3.58	27-30	3	495.2	197	311
Night	0.00	0-0	0	1.1	0	1	3.64	32-37	2	576.2	233	301
Grass	0.00	0-0	0	1.1	0	1	3.36	46-43	4	802.0	299	460
Turf	—	—	—	—	—	—	4.36	13-24	1	270.1	131	152
1st Half	—	—	—	—	—	—	3.42	37-36	5	570.2	217	330
2nd Half	0.00	0-0	0	1.1	0	1	3.82	22-31	0	501.2	213	282
April	—	—	—	—	—	—	2.96	6-6	2	115.2	38	61
May	—	—	—	—	—	—	2.98	14-10	3	190.0	63	107
June	—	—	—	—	—	—	3.89	15-14	0	208.1	90	130
July	—	—	—	—	—	—	3.20	7-13	0	191.1	68	114
August	0.00	0-0	0	1.1	0	1	4.15	8-9	0	169.1	78	87
Sept-Oct	—	—	—	—	—	—	4.23	9-5	0	197.2	93	113
As a Starter	—	—	—	—	—	—	3.66	49-56	0	917.2	373	538
In Relief	0.00	0-0	0	1.1	0	1	3.32	10-11	5	154.2	57	74

HAMMAKER'S CAREER BY PARK

CLUB	1994						CAREER					
	ERA	W-L	SV	IP	ER	SO	ERA	W-L	SV	IP	ER	SO
Baltimore	—	—	—	—	—	—	—	—	—	—	—	—
Boston	—	—	—	—	—	—	—	—	—	—	—	—
California	0.00	0-0	0	1.0	0	1	0.00	0-0	0	1.0	0	1
Chicago	—	—	—	—	—	—	—	—	—	—	—	—
Cleveland	—	—	—	—	—	—	—	—	—	—	—	—
Detroit	—	—	—	—	—	—	—	—	—	—	—	—
Kansas City	—	—	—	—	—	—	11.00	0-2	0	9.0	11	2
Milwaukee	—	—	—	—	—	—	—	—	—	—	—	—
Minnesota	—	—	—	—	—	—	—	—	—	—	—	—
New York	—	—	—	—	—	—	0.00	0-0	0	4.0	0	1
Oakland	—	—	—	—	—	—	7.11	0-1	0	6.1	5	2
Seattle	—	—	—	—	—	—	—	—	—	—	—	—
Texas	0.00	0-0	0	0.1	0	0	0.00	0-0	0	0.1	0	0
Toronto	—	—	—	—	—	—	—	—	—	—	—	—

Hammaker's Career Bests

Game	Season
SO, Starter — 14 (9/11/83 vs. Hou.)	Wins — 12 (1982)
Low BB, Starter — 0 (six times, last 7/10/83 vs. Chi.-NL)	ERA, Starter — 2.25 (1982)
Low Hits, Starter — 2 (4/17/83 vs. Cin.)	IP, Starter — 175.0 (1982)
IP, Starter — 10.0 (6/24/82 at Hou.)	SO — 127 (1983)
IP, Reliever — 5.0 (5/9/87 vs. Pit.)	Win Streak — 4 (twice, last 1989)
CG — 18 (last 9/28/88 vs. Cin.)	
SHO — 6 (last 8/1/88 vs. Hou.)	

Success On The Road

Over the last two seasons, Chicago owns the best road record in the American League at 82-59 (.582). The New York Yankees have the second-best road mark during the stretch (75-62, .547). The White Sox and Kansas City are the only AL teams to post winning records away from home the past two seasons.

ROBERTO HERNANDEZ 39



Given Name: Roberto Manuel Hernandez

Position: Pitcher

Bats: Right

Throws: Right

Height: 6-4

Weight: 235

Opening Day Age: 30

Born: November 11, 1964, Santurce, Puerto Rico

Resides: Cobo Rojo, Puerto Rico

First Pro Contract: California Angels, selected in first round (16th overall), June 1986 free agent draft.

Sox Acquisition: Obtained from the California Angels with outfielder Mark Doran in exchange for outfielder Mark Davis, August 3, 1989.

Major League Service: Two years, 151 days.

Contract Status: Signed through 1995.

1994: Led the White Sox bullpen in games (45), victories (four) and saves (14) ... his 43 games finished led the American League ... save percentage was 70.0 (14-20) and his career save percentage is 80.0 (64-80) ... from 6/10-20, he allowed 12 earned runs in 5.0 IP (21.60 ERA) and surrendered the lead three times in four chances ... averaged 9.44 strikeouts per 9.0 IP (50 SO/47.2 IP) in 1994 and has averaged 8.3 strikeouts per 9.0 IP (195 SO/212.1 IP) over his career ... struck out 12 batters over 7.1 IP from 7/3-16 ... longest outing was 3.0 IP on 4/20 at Milwaukee ... struck out a season-high four batters two different times (last on 8/7 at California) ... left-handed hitters batted .217 (20-92), the sixth-lowest mark in the AL.

Major League Highlights: Has averaged 8.3 strikeouts per 9.0 IP over his career (195 SO/212.1 IP) ... owns a save percentage of 80.0 (64 of 80) for his career. **1993:** His 38 saves were the second-highest total in franchise history behind Bobby Thigpen's major-league record 57 in 1990 ... saved his 38th game on 10/1 at Cleveland ... was fourth in the American League in saves ... finished fourth in the AL Roloids Relief Man race ... save percentage also ranked fourth among AL relief pitchers with at least 30 saves ... averaged 8.12 strikeouts per 9.0 IP (71 SO/78.2 IP) ... ranked fourth among relief pitchers (minimum: 50.0 IP) in ERA at 2.29 ... was 2-1 with 21 saves, 32 strikeouts and just six walks in 36.2 IP after the All-Star Break ... won the September Roloids title, posting a 2-0 record with seven saves in nine opportunities ... set career highs for games (70), saves (38), IP (78.2) and strikeouts (71) ... earned third win on 9/24 vs. Texas ... streak of 15 consecutive save opportunities was stopped on 9/15 at Kansas City ... earned his 30th save on 8/30 vs. Minnesota, becoming the second-fastest Sox reliever to reach 30 saves ... joined Thigpen (four times), Bob James (once) and Ed Farmer (once) as the fourth Sox pitcher (seventh time) to reach 30 ... save percentage was 86.4 percent (38-44) ... owned a 1.74 ERA (9 ER/46.2 IP) and 26 saves in his last 42 outings. **1992:** Joined Bobby Thigpen (22) and Scott Radinsky (15) in double figures in saves as Sox became just the eighth team and first since Toronto in 1985 to have three relievers with 10 or more saves ... along with teammate Terry Leach (1.95), joined select group of Sox relievers with 60.0 or more IP and an ERA below 2.00 (Luis Aloma, 1951; Rich Gossage, 1975; Don McMahon, 1967; Bobby Thigpen, 1990; Hoyt Wilhelm, 1964-68 and Wilbur Wood, 1968) ... was 5-1 with six saves and a 0.44 ERA (2 ER/40.2 IP) at home ... was 5-2 with 11 saves and a 1.29 ERA (7 ER/49.0 IP) after the All-Star Break ... struck out 49 in 49.0 IP and walked just seven in the second half ... recalled from Class AAA Vancouver for second time on 6/17 ... posted first career save on 7/2 vs. Boston ... registered first career relief win on 6/21 vs. Detroit ... set career high with seven strikeouts ... was named to *Baseball America's* Winter All-Star Team after posting 16 saves with a 1.85 ERA for Mayaguez (P.R.). **1991:** Made major-league debut on 9/2 vs. Kansas City after being recalled from Class AA Birmingham on 8/31 ... tossed no-hit ball through 6.0 IP before allowing a lead-off double to Bill Pecota in the seventh ... earned the victory, going 7.0 IP ... made first relief appearance on 9/15 at California, tossing a perfect ninth inning ... six of nine appearances were in relief.

Monthly Bests

Wins 2
many, last 9/93

ERA 0.51
8/92

SO 20
8/92

Minor League Highlights: **1991:** Was 2-1 with a 1.99 ERA in four starts with Birmingham ... joined the Barons after returning from surgery to transfer veins from his inner thigh to his right forearm on 6/4 ... injury was diagnosed as blood clots after he suffered numbness in his right hand while pitching for Class AAA Vancouver ... was 4-1 with a 3.22 ERA in seven starts with the Canadians. **1990:** Began spring on Sox 40-man roster before being assigned to Class AA Birmingham ... split time between Birmingham and Class AAA Vancouver while compiling an 11-10 record and a 3.32 ERA in 28 starts ... opened season at Birmingham where he logged an

8-5 mark with a 3.67 ERA in 17 starts ... promoted to Vancouver on 7/8 for the Canadians' stretch drive ... won three of eight decisions with a 2.84 ERA in 11 starts, including three complete games and one shutout. **1989:** Opened season at California's Class A Palm Springs ... posted 1-4 ledger with a 4.64 ERA and made seven starts ... threw 42.0 IP, walked 16 and struck out 33 ... moved to Class AA Midland of the Texas League after stint at Palm Springs ... was 2-7 in 12 starts ... tossed 64.0 IP and struck out 42 ... traded to White Sox organization on 8/3 ... finished year at Midwest League Champion South Bend ... made four starts and posted a 1-1 record. **1988:** Started campaign at Quad City of Midwest League ... recorded nine wins and 3.17 ERA ... pitched 164.2 frames and struck out career-high 114 batters ... finished year at Midland. **1987:** Hurling for Quad City ... was 2-3 in six starts covering 21.0 IP. **1986:** Started career at the Angels' Salem affiliate after being selected in the first round by California ... was 2-2 in 10 starts.

Miscellaneous/Personal: Married Ivonne Barber ... has two children: Kairy (6/4/92) and Roberto Jr. (5/8/94) ... did a public service announcement for the Illinois Department of Dental Health in 1994 ... attended New Hampton (N.H.) Preparatory High School ... was all-conference in football and basketball ... played in American Legion league with Cubs' Shawon Dunston ... enjoys listening to music and reading non-fiction murder stories ... played collegiate baseball at the University of South Carolina at Aiken.

YEAR	CLUB	W-L	PCT	ERA	G	GS	CG	SHO	SV	IP	H	R	ER	HR	HB	BB-I	SO	WP	BK
1986	Salem	2-2	.500	4.58	10	10	0	0	0	55	57	37	28	3	1	42-1	39	6	0
1987	Quad City	2-3	.400	6.86	7	6	0	0	1	21	24	21	16	2	2	12-0	21	5	0
1988	Quad City	9-10	.474	3.17	24	24	6	1	0	164.2	157	58	48	8	6	48-0	114	7	5
	Midland	0-2	.000	6.57	3	3	0	0	0	12.1	16	13	9	0	1	9-0	7	1	0
1989	Palm Springs	1-4	.200	4.64	7	7	0	0	0	42.0	49	27	22	2	2	16-0	33	4	0
	Midland	2-7	.222	6.89	12	12	0	0	0	84.0	94	57	49	4	2	30-0	42	4	0
	South Bend	1-1	.500	3.33	4	4	0	0	0	24.1	19	9	9	1	0	7-0	17	0	0
1990	Birmingham	8-5	.615	3.67	17	17	1	0	0	108.0	102	57	44	5	5	43-2	62	3	1
	Vancouver	3-5	.375	2.84	11	11	3	1	0	79.1	73	33	25	4	2	26-0	49	3	0
1991	Vancouver	4-1	.800	3.22	7	7	0	0	0	44.2	41	17	16	2	0	23-0	40	1	0
	Sarasota (GCL)	0-0	.000	0.00	1	1	0	0	0	6.0	2	0	0	0	0	0-0	7	0	0
	Birmingham	2-1	.667	1.99	4	4	0	0	0	22.2	11	5	5	2	2	6-0	25	2	0
	WHITE SOX	1-0	1.000	7.80	9	3	0	0	0	15.0	18	15	13	1	0	7-0	6	1	0
1992	Vancouver	3-3	.500	2.61	9	9	0	0	2	20.2	13	9	6	0	1	11-1	23	0	1
	WHITE SOX	7-3	.700	1.65	43	0	0	0	12	71.0	45	15	13	4	4	20-1	68	2	0
1993	WHITE SOX	3-4	.429	2.29	70	0	0	0	38	78.2	66	21	20	6	0	20-1	71	2	0
1994	WHITE SOX	4-4	.500	4.91	45	0	0	0	14	47.2	44	29	26	5	1	19-1	50	1	0
MINOR TOTALS		37-44	.457	3.75	116	106	10	2	3	664.2	658	343	277	33	24	272-4	478	36	7
A.L. TOTALS		15-11	.577	3.05	167	3	0	0	64	212.1	173	80	72	16	5	66-3	195	6	0
M.L. TOTALS		15-11	.577	3.05	167	3	0	0	64	212.1	173	80	72	16	5	66-3	195	6	0

- Selected by California in first round (16th overall) of free agent draft (6/2/86).
- On Class A Quad City disabled list (5/6-21 and 6/4-8/14/87).
- Traded by California with Mark Doran to the White Sox for Mark Davis (8/2/89).
- On Class AAA Vancouver disabled list (5/17-8/10/91).

LEAGUE CHAMPIONSHIP SERIES RECORD

YEAR	CLUB	W-L	PCT	ERA	G	GS	CG	SHO	SV	IP	H	R	ER	HR	HB	BB-I	SO	WP	BK
1993	SOX vs. Tor.	0-0	.000	0.00	4	0	0	0	1	4.0	4	0	0	0	0	0-0	1	0	0

HERNANDEZ'S STATISTICAL BREAKDOWN

CLUB	1994						CAREER					
	ERA	W-L	SV	IP	ER	SO	ERA	W-L	SV	IP	ER	SO
Baltimore	0.00	0-0	1	2.0	0	1	1.15	0-2	3	15.2	2	12
Boston	2.70	0-0	2	3.1	1	6	2.57	0-1	5	14.0	4	17
California	4.50	1-1	0	4.0	2	3	3.43	4-2	3	21.0	8	18
Cleveland	1.59	0-1	3	5.2	1	6	1.53	1-1	9	17.2	3	18
Detroit	0.00	0-0	1	4.0	0	5	1.47	1-0	7	18.1	3	19
Kansas City	9.00	1-1	2	3.0	3	1	2.05	3-2	4	26.1	6	19
Milwaukee	2.25	2-0	0	8.0	2	12	1.53	3-1	3	17.2	3	22
Minnesota	9.00	0-0	1	3.0	3	3	4.41	0-0	6	16.1	8	10
New York	0.00	0-0	1	2.2	0	5	2.92	0-0	7	12.1	4	15
Oakland	12.00	0-1	2	6.0	8	4	7.20	2-2	4	15.0	12	12
Seattle	4.50	0-0	1	2.0	1	0	3.75	0-0	5	12.0	5	6
Texas	15.00	0-0	0	3.0	5	3	8.79	1-0	3	14.1	14	15
Toronto	0.00	0-0	0	1.0	0	1	0.00	0-0	5	11.2	0	12
1994 Totals/Lifetime	4.91	4-4	14	47.2	26	50	3.05	15-11	64	212.1	72	195
Home	4.79	2-2	7	20.2	11	20	2.30	10-6	31	109.1	28	97
Road	5.00	2-2	7	27.0	15	30	3.84	5-5	33	103.0	44	98
Day	2.30	0-0	6	15.2	4	17	2.72	3-1	18	56.1	17	55
Night	6.19	4-4	8	32.0	22	33	3.17	12-10	46	156.0	55	140
Grass	4.06	4-3	14	44.1	20	47	2.84	14-9	54	166.2	59	176
Turf	16.20	0-1	0	3.1	6	3	4.55	1-2	10	25.2	13	19
1st Half	5.91	3-3	9	35.0	23	34	3.64	6-7	27	99.0	40	92
2nd Half	2.13	1-1	5	12.2	3	16	2.54	9-4	37	113.1	32	103
April	3.00	1-1	2	9.0	3	12	2.91	1-1	5	21.2	7	23
May	6.30	0-0	2	10.0	7	5	3.91	1-1	7	25.1	11	22
June	11.17	1-2	4	9.2	12	7	5.18	3-4	10	33.0	19	29
July	2.70	1-1	5	13.1	4	19	2.21	2-4	14	40.2	10	41
August	0.00	1-0	1	5.2	0	7	0.49	3-0	13	36.2	2	36
Sept-Oct	—	—	—	—	—	—	3.76	5-1	15	55.0	23	44
As a Starter	—	—	—	—	—	—	6.35	1-0	0	11.1	8	5
In Relief	4.91	4-4	14	47.2	26	50	2.87	14-11	64	201.0	64	190

HERNANDEZ'S CAREER BY PARK

CLUB	1994						CAREER					
	ERA	W-L	SV	IP	ER	SO	ERA	W-L	SV	IP	ER	SO
Baltimore	0.00	0-0	1	1.0	0	0	1.04	0-1	2	8.2	1	6
Boston	0.00	0-0	1	1.1	0	3	1.35	0-0	2	6.2	1	9
California	0.00	1-0	0	3.0	0	3	4.50	2-1	1	12.0	6	11
Chicago	4.79	2-2	7	20.2	11	20	2.30	10-6	31	109.1	28	97
Cleveland	3.37	0-1	2	2.2	1	3	3.37	0-1	2	2.2	1	3
Detroit	0.00	0-0	1	2.1	0	1	2.45	0-0	4	7.1	2	6
Kansas City	81.82	0-1	0	0.1	3	0	5.19	1-2	1	8.2	5	8
Milwaukee	3.17	1-0	0	5.2	2	8	1.69	1-0	3	10.2	2	13
Minnesota	13.50	0-0	0	2.0	3	2	6.43	0-0	3	7.0	5	2
New York	0.00	0-0	1	1.2	0	3	4.70	0-0	4	7.2	4	9
Oakland	9.00	0-0	1	4.0	4	4	6.14	1-0	2	7.1	5	7
Seattle	—	—	—	—	—	—	11.59	0-0	2	2.1	3	2
Texas	0.00	0-0	0	2.0	2	2	0.00	0-0	0	2.0	2	2
Toronto	0.00	0-0	0	1.0	0	1	0.00	0-0	4	7.2	0	7

Hernandez's Career Bests

Game

SO, Starter — 4 (9/2/91 vs. K.C., 7.0 IP)
 SO, Reliever — 7 (6/21/92 vs. Det., 4.2 IP)
 Low BB, Starter — 2 (9/2/91 vs. K.C., 7.0 IP)
 Low BB, Reliever — 0 (9/27/92 vs. Cal., 4.0 IP)
 Low Hits, Starter — 1 (9/2/91 vs. K.C., 7.0 IP)
 Low Hits, Reliever — 0 (8/8/92 at Cal., 3.0 IP)
 IP, Starter — 7.0 (9/2/91 vs. K.C.)
 IP, Reliever — 4.2 (6/21/92 vs. Det.)

Season

Wins — 7 (1992)
 ERA — 1.65 (1992)
 IP — 78.2 (1993)
 SO — 71 (1993)

Hernandez With The White Sox

Year	Saves			Inherited Runners			First Batter		
	SV	OPP	PCT	RS	IR	PCT	H	AB	AVG
1991	0	0	0.0	3	3	1.000	1	5	.200
1992	12	16	75.0	13	38	34.2	9	38	.237
1993	38	44	86.4	13	39	33.3	15	66	.227
1994	14	20	70.0	8	17	47.1	6	39	.154
Totals	64	80	80.0	37	97	38.1	31	148	.209

Margin When Hernandez Enters Game

	G	W	L	SV	IP	H	R	ER	BB	SO	ERA
Plus 5 or more	22	0	0	0	24.2	27	12	12	6	27	4.37
Plus 4	13	0	0	4	13.0	9	4	4	2	19	2.77
Plus 3	22	0	2	16	29.0	26	13	11	11	28	3.41
Plus 2	34	3	2	26	41.1	27	17	13	14	42	2.83
Plus 1	27	3	4	18	32.0	24	10	10	5	26	2.81
Tied	13	5	3	0	23.1	17	3	3	11	18	1.16
Minus 1	6	2	0	0	5.1	9	3	3	1	3	5.07
Minus 2	6	0	0	0	6.0	4	1	1	0	6	1.50
Minus 3	3	0	0	0	3.0	5	3	3	2	3	9.00
Minus 4	5	1	0	0	7.2	6	3	3	2	10	3.52
Minus 5 or more	13	0	0	0	15.2	4	1	1	5	15	0.57

JIMMY HURST

29



PLAYERS

Given Name: Jimmy O'Neal Hurst
Position: Outfielder
Bats: Right **Throws:** Right
Height: 6-6 **Weight:** 225
Opening Day Age: 23
Born: March 1, 1972, Druid City, Ala.
Resides: Tuscaloosa, Ala.
First Pro Contract: White Sox.
Sox Acquisition: Selected in the 12th round,
 June 1990 free agent draft.
Major League Service: None.
Contract Status: Signed through 1995.

1994: Topped the Carolina League in extra-base hits (62), ranked third in RBI (91) and fourth in home runs (25), doubles (31) and slugging percentage (.536) ... led the organization in slugging and was second in homers and extra-base hits ... his RBI and double totals were third among Sox minor leaguers ... was Class A Prince William's recipient of the Charles Lubin Most Valuable Player Award ... was named Carolina League Player of the Week for 5/29-6/4 ... was named to the league's midseason and postseason All-Star teams ... homered twice in the same inning on 6/23 at Salem, including a grand slam ... batted .315 (79-251) on the road and .230 (47-204) at home ... drove in six runs twice (4/18 at Kinston and 6/23 at Salem) and five runs once (7/7 vs. Winston-Salem) ... recorded at least one RBI in seven straight games from 6/21-28 (13 RBI) ... had three multihomer games ... hit in a team-high 15 consecutive games from 5/21-6/4, raising his average from .176 to .274 ... batted .420 (29-69) during the streak ... was named the Best Power Prospect and the No. 2 Prospect overall in the CL by *Baseball America* at the conclusion of the season ... the publication selected him as the No. 5 Prospect in the White Sox organization entering the season and the No. 4 Prospect in a postseason survey ... attended the Fall Instructional League and played in the Hawaiian Fall League.

Minor League Highlights: Has 51 home runs and 217 RBI over four minor-league seasons. **1993:** Was named the seventh-best prospect in the Midwest League by *Baseball America* ... received the Charles Lubin Most Valuable Player Award at Class A South Bend ... his 20 home runs and 79 RBI were fourth in the organization ... led South Bend in total bases (199), home runs and RBI. **1992:** Led Class A Utica with six home runs and 35 RBI. **1991:** Made professional debut at Rookie Sarasota.

Miscellaneous/Personal: Single ... attended Three Rivers (Mo.) Junior College ... teamed with NBA star Latrell Sprewell to lead Three Rivers to the 1991 Junior College National Championship in basketball.

YEAR	CLUB	AVG	G	AB	R	H	TB	2B	3B	HR	RBI	SH	SF	HB	BB	SO	SB	CS	E
1991	Sarasota (GCL)	.256	36	121	14	31	36	4	0	0	12	0	0	1	13	32	6	1	1
1992	Utica	.227	68	220	31	50	86	8	5	6	35	2	5	4	27	78	11	3	6
1993	South Bend	.244	123	464	79	113	199	20	0	20	79	0	5	8	37	141	15	2	12
1994	Prince William	.277	127	455	90	126	244	31	6	25	91	0	5	4	72	128	15	8	5
MINOR TOTALS		.254	354	1260	214	320	564	69	11	51	217	2	15	17	149	379	47	14	24

— Selected by the White Sox in 12th round of free agent draft (6/90).

Tallest Non-Pitchers

There have been 16 non-pitchers in baseball history who have been listed at 6-6 or taller. The tallest were Billy Ashley (1992-present), Walt Bond (1960-67), Bill Davis (1965-69), Frank Howard (1958-73) and Ron Jackson (1954-60), who were all listed at 6-7. Jackson appeared in 186 games with the White Sox from 1954-59.

DANE JOHNSON

38



Given Name: Dane Edward Johnson
Position: Pitcher
Bats: Right **Throws:** Right
Height: 6-5 **Weight:** 205
Opening Day Age: 32
Born: February 10, 1963, Coral Gables, Florida
Resides: Miami, Florida
First Pro Contract: Toronto Blue Jays, selected in the second round, June 1984 free agent draft.
Sox Acquisition: Signed as a free agent, January 26, 1994.
Major League Service: 46 days.
Contract Status: Signed through 1995.

PLAYERS

1994: Had two different stints with the White Sox ... his contract was purchased from Class AAA Nashville on 5/29, and he remained with the Sox until being optioned back to the Sounds on 7/10 ... made his major-league debut on 5/30 at New York ... earned his first major-league victory on 6/8 vs. Toronto ... posted two holds and finished four games ... struck out a season-high two on 6/26 at Seattle ... was recalled from Nashville on 7/19 and pitched in one game before being optioned back on 7/22 ... led Nashville with 24 saves and finished third in the American Association's Rolands Relief Man race ... went 1-1 with eight saves and a 0.66 ERA (1 ER/13.2 IP) during May ... posted a decision or a save in 29 of his first 34 appearances ... allowed just two earned runs over his first 21 appearances (0.72 ERA, 25.0 IP) ... struck out two or more batters in 13 appearances, including a season-high three four times.

Minor League Highlights: From 1984-89, posted a 22-32 record with a 6.17 ERA (253 ER/369.0 IP) ... over that 105-game span, averaged 8.6 walks per 9.0 IP (352 BB/369.0 IP) and 5.1 strikeouts per 9.0 IP (211 SO) ... has gone 3-7 with 31 saves and a 2.77 ERA (26 ER/84.1 IP) in the past two seasons ... has averaged 3.4 walks per 9.0 IP (32 BB/84.1 IP) and 8.1 strikeouts per 9.0 IP (76 SO). **1993:** Split season between Class AA El Paso and Class AAA New Orleans in Milwaukee's organization ... went 2-2 with seven saves and a 3.35 ERA (15 ER/40.1 IP) at the two stops. **1989:** Appeared in just four games at Class A Myrtle Beach in Toronto's organization. **1988:** Set career highs with 11 wins and 73 strikeouts at Class A Dunedin. **1987:** Made 13 starts at Dunedin. **1986:** Went 8-12 in 31 games (career-high 24 starts) at Class A Florence ... set career highs for IP (123.2) and walks (114). **1985:** Allowed just 27 hits in 34.1 IP at Florence, but went 0-4. **1984:** Was the Blue Jays' first selection (second round) of the free agent draft and began his professional career at Medicine Hat of the Rookie Pioneer League.

Miscellaneous/Personal: Married Gina Shieh ... has one child: Madison Chynna (5/25/92) ... attended Southwest High School in Miami, where he starred in basketball, track and cross country ... he finished sixth in the National Junior Olympic Decathlon while in high school ... Johnson did not play high school baseball ... received a scholarship to Biscayne College in Miami (Biscayne College later became St. Thomas University) to play basketball ... joined the baseball team his freshman season and pitched all four years ... won four letters and was all-conference two times ... after being released by Toronto, he played two years in the Chinese Professional Baseball League and spent two seasons in Taipei, Taiwan ... returned to the United States as an assistant coach at Lamar University (1992).

YEAR	CLUB	W-L	PCT	ERA	G	GS	CG	SHO	SV	IP	H	R	ER	HR	HB	BB-I	SO	WP	BK
1984	Medicine Hat	1-5	.167	8.42	10	10	0	0	0	41.2	43	48	39	2	1	50-0	15	9	0
1985	Florence	0-4	.000	6.29	10	7	0	0	1	34.1	27	31	24	1	5	37-0	25	7	1
1986	Florence	8-12	.400	6.99	31	24	0	0	0	123.2	136	116	96	9	11	114-0	68	18	1
1987	Dunedin	2-5	.286	5.80	18	13	0	0	0	59.0	68	44	38	1	3	49-0	25	6	0
1988	Dunedin	11-6	.647	4.73	32	19	0	0	0	104.2	91	73	55	2	6	89-1	73	16	9
1989	Myrtle Beach	0-0	.000	1.59	4	0	0	0	0	5.2	5	1	1	0	0	4-0	5	0	0
1993	El Paso	2-2	.500	3.91	15	1	0	0	1	25.1	23	12	11	2	0	10-1	26	1	2
	New Orleans	0-0	.000	2.40	13	0	0	0	6	15.0	11	4	4	2	0	4-1	10	1	0
1994	Nashville	1-5	.167	2.25	39	0	0	0	24	44.0	40	13	11	2	0	18-7	40	4	0
	WHITE SOX	2-1	.667	6.57	15	0	0	0	0	12.1	16	9	9	2	0	11-1	7	0	0
MINOR TOTALS		25-39	.391	5.54	172	74	0	0	32	453.1	444	342	279	21	24	384-10	287	62	13
A.L. TOTALS		2-1	.667	6.57	15	0	0	0	0	12.1	16	9	9	2	0	11-1	7	0	0
M.L. TOTALS		2-1	.667	6.57	15	0	0	0	0	12.1	16	9	9	2	0	11-1	7	0	0

- Selected by Toronto in second round of free agent draft (6/84).
- On Class A Dunedin disabled list (5/15-6/15/87).
- On Class A Myrtle Beach disabled list (4/6-6/15/89).
- Released by Toronto (7/12/89).
- Signed by Milwaukee as a free agent (6/5/93).
- On Class AAA New Orleans disabled list (8/22-9/8/93).
- Signed by the White Sox as a free agent (1/28/94).

JOHNSON'S STATISTICAL BREAKDOWN

CLUB	1994						CAREER					
	ERA	W-L	SV	IP	ER	SO	ERA	W-L	SV	IP	ER	SO
Baltimore	5.40	0-0	0	1.2	1	1	5.40	0-0	0	1.2	1	1
Boston	—	—	—	—	—	—	—	—	—	—	—	—
California	—	—	—	—	—	—	—	—	—	—	—	—
Cleveland	—	—	—	—	—	—	—	—	—	—	—	—
Detroit	27.00	1-0	0	0.2	2	0	27.00	1-0	0	0.2	2	0
Kansas City	0.00	0-0	0	1.0	0	0	0.00	0-0	0	1.0	0	0
Milwaukee	13.50	0-0	0	2.0	3	0	13.50	0-0	0	2.0	3	0
Minnesota	0.00	0-0	0	1.2	0	2	0.00	0-0	0	1.2	0	2
New York	3.86	0-0	0	2.1	1	1	3.86	0-0	0	2.1	1	1
Oakland	—	—	—	—	—	—	—	—	—	—	—	—
Seattle	5.40	0-0	0	1.2	1	2	5.40	0-0	0	1.2	1	2
Texas	INF	0-1	0	0.0	1	0	INF	0-1	0	0.0	1	0
Toronto	0.00	1-0	0	1.1	0	1	0.00	1-0	0	1.1	0	1
1994 Totals/Lifetime	6.57	2-1	0	12.1	9	7	6.57	2-1	0	12.1	9	7
Home	9.64	1-1	0	4.2	5	1	9.64	1-1	0	4.2	5	1
Road	4.70	1-0	0	7.2	4	6	4.70	1-0	0	7.2	4	6
Day	5.68	1-0	0	6.1	4	4	5.68	1-0	0	6.1	4	4
Night	7.50	1-1	0	6.0	5	3	7.50	1-1	0	6.0	5	3
Grass	8.00	2-1	0	9.0	8	3	8.00	2-1	0	9.0	8	3
Turf	2.70	0-0	0	3.1	1	4	2.70	0-0	0	3.1	1	4
1st Half	5.25	2-1	0	12.0	7	7	5.25	2-1	0	12.0	7	7
2nd Half	54.55	0-0	0	0.1	2	0	54.55	0-0	0	0.1	2	0
April	—	—	—	—	—	—	—	—	—	—	—	—
May	0.00	0-0	0	0.2	0	0	0.00	0-0	0	0.2	0	0
June	4.00	1-1	0	9.0	4	7	4.00	1-1	0	9.0	4	7
July	16.88	1-0	0	2.2	5	0	16.88	1-0	0	2.2	5	0
August	—	—	—	—	—	—	—	—	—	—	—	—
Sept-Oct	—	—	—	—	—	—	—	—	—	—	—	—
As a Starter	—	—	—	—	—	—	—	—	—	—	—	—
In Relief	6.57	2-1	0	12.1	9	7	6.57	2-1	0	12.1	9	7

JOHNSON'S CAREER BY PARK

CLUB	1994						CAREER					
	ERA	W-L	SV	IP	ER	SO	ERA	W-L	SV	IP	ER	SO
Baltimore	5.39	0-0	0	1.2	1	1	5.39	0-0	0	1.2	1	1
Boston	—	—	—	—	—	—	—	—	—	—	—	—
California	—	—	—	—	—	—	—	—	—	—	—	—
Chicago	9.64	1-1	0	4.2	5	1	9.64	1-1	0	4.2	5	1
Cleveland	—	—	—	—	—	—	—	—	—	—	—	—
Detroit	0.00	1-0	0	0.1	0	0	0.00	1-0	0	0.1	0	0
Kansas City	—	—	—	—	—	—	—	—	—	—	—	—
Milwaukee	INF	0-0	0	0.0	1	0	INF	0-0	0	0.0	1	0
Minnesota	0.00	0-0	0	1.2	0	2	—	—	—	—	—	—
New York	3.86	0-0	0	2.1	1	1	3.86	0-0	0	2.1	1	1
Oakland	—	—	—	—	—	—	—	—	—	—	—	—
Seattle	5.39	0-0	0	1.2	1	1	5.39	0-0	0	1.2	1	1
Texas	—	—	—	—	—	—	—	—	—	—	—	—
Toronto	—	—	—	—	—	—	—	—	—	—	—	—

.300-Hitting Outfields

All three members of a White Sox outfield have batted .300 or better four times in club history. Harry Hooper (.328), John Mostil (.325) and Bibb Falk (.352) were the first to do it in 1924 and Rip Radcliff (.330), Gee Walker (.305) and Hank Steinbacher (.331) were the last in 1938.

LANCE JOHNSON

1



Given Name: Kenneth Lance Johnson

Position: Outfielder

Bats: Left

Throws: Left

Height: 5-11

Weight: 160

Opening Day Age: 31

Born: July 6, 1963, Cincinnati, Ohio

Resides: Mobile, Ala.

First Pro Contract: St. Louis Cardinals, selected in sixth round, June 1984 free agent draft.

Sox Acquisition: Obtained from the St. Louis Cardinals with pitcher Rick Horton in exchange for pitcher Jose DeLeon, February 9, 1988.

Major League Service: Five years, 133 days.

Contract Status: Signed through 1995 with options for 1996 and 1997.

1994: Became the first player in major-league history to lead his league in triples four consecutive seasons ... collected 14 triples and has a major-league best 53 since 1991 ... established a career-high with 54 RBI and equaled career marks in home runs (three) and triples (14) ... led American League outfielders in fielding percentage (1.000) after handling 318 chances flawlessly ... became just the second center fielder (Ken Berry in 1969 is the other) and fourth outfielder in White Sox history to play 100 games in a season without committing an error ... ranked eighth in the AL with 26 stolen bases and second among outfielders with 317 putouts ... batted .299 (63-211) on the road ... was the most difficult AL player to strike out, fanning just once every 19.3 at-bats (23 SO/412 AB) ... had a season-high 11-game hitting streak (.370, 17-46) from 7/28-8/8 ... led team with a .341 (15-44) average on artificial turf ... connected on first career grand slam on 7/31 vs. Seattle ... drove in five (6/23 at Seattle) and four (7/31 vs. Seattle) runs in a game ... previous career high had been three ... hit in 18 of 23 games (.299, 26-87) after the All-Star Break ... stole 20th base on 7/4 vs. Milwaukee to pass Luke Appling for sixth place on the club's all-time list ... currently ranks sixth with 186 career thefts, six behind Shano Collins (192) ... this was his sixth consecutive season in double figures for stolen bases and fourth straight with 20 or more ... stole home on 7/20 at Milwaukee ... collected fourth career two-triple game on 5/30 at New York ... hit first home run of the season and fifth of his career (in 2,748th career at-bat) on 5/20 at Oakland ... matched career high with four hits (two singles, double and triple) on 5/8 vs. Kansas City ... batted leadoff for the first time since 4/10/93 on 4/10 vs. Boston ... led off 14 times and was .254 (16-63) with 12 runs scored and seven RBI.

Major League Highlights: Leads club in games played over last five seasons (721) ... has stolen at least 25 bases each of the last five seasons, becoming the first Sox player to accomplish the feat since Luis Aparicio (1957-62) ... has never been thrown out trying to stretch a double into a triple ... is a .289 hitter (356-1,233) batting seventh over his career. **1993:** Became only the fourth player in history to lead the American League in triples three consecutive seasons, joining Zoilo Versalles (Minnesota, 1963-65), Sam Crawford (Detroit, 1913-15) and Elmer Flick (Cleveland, 1905-07) ... tripled on 9/20 at California to retake the league lead from teammate Joey Cora ... ranked among the league's Top 10 in hitting (.311) and stolen bases (35) ... batted .304 (21-69) in September ... was the third-hardest batter in the AL to strike out (33 SO/540 AB) ... hit .320 (83-259) at home ... batting average was above .300 after 6/28 ... matched his career best with eighth career three-RBI game on 7/17 at Milwaukee ... stole 150th career base on 6/20 at California ... ranked among AL leaders in stolen bases ... his .326 batting average vs. right-handers was fifth-best in the league ... he hit 2.41:1 ground balls to flyballs, the best ratio in the AL ... batted

League Leader In Triples

Lance Johnson became the first player in history to lead his league in triples four consecutive years when he topped the American League with 14 in 1994. Only four other players have led their league in three consecutive seasons: Garry Templeton (STL, 1977-79); Zoilo Versalles (MIN, 1963-65); Sam Crawford (DET, 1913-15) and Elmer Flick (CLE, 1905-07).

.364 (43-118) with runners in scoring position, fourth-best in the AL ... was the third-best hitter in the AL with two strikes (.285, 45-158) ... batted .407 (57-140) on the first pitch ... collected the 600th hit of his career on 5/5 at Milwaukee ... matched career high with four hits on 4/27 vs. Baltimore ... had 14-game hitting streak stopped on 4/25 at Toronto ... streak was the longest by a Sox player to begin a season (since 1952). **1992:** Compiled career-best 25-game hitting streak (7/16-8/11), batting .439 (43-98) during stretch ... streak was the longest in the majors since Minnesota's Brian Harper hit in 25 games in 1990 ... it was the third-longest in White Sox history ... led the AL with 12 triples, becoming the first Sox player to

lead the league in consecutive seasons ... Minnie Minoso (1951, '54, '56) and Joe Jackson (1916, '20) are the other Sox players to top the league more than once ... set career high with 41 stolen bases ... was successful in 28 of last 34 stolen base attempts ... stole 100th career base on 6/23 vs. Oakland ... recorded 433 putouts which ranks sixth all-time among Sox outfielders ... three extra-base hits set career best and seven total bases tied career high on 9/3 at Kansas City ... recorded season-high three RBI on two doubles and a triple in the game ... hit career-high three home runs after entering 1992 with only one career homer. **1991:** Tied Paul Molitor for the AL lead with 13 triples ... was first Sox player to lead AL in triples since Nellie Fox in 1960 ... ranked second in AL and seventh on the Sox' all-time single-season putout list with 425 ... went 116 consecutive games without committing an error (4/22-8/29) ... led Sox in games (160) and ranked second on club in stolen bases (26) ... batted .318 (28-88) in September ... 21 of his 49 RBI came with two outs ... batted .346 (44-127) over last 37 contests ... established career highs with 161 hits, 588 at-bats and 201 total bases ... batted .290 in the second half. **1990:** Finished season with team-high 14-game hitting streak ... was 22 for 51 (.431) during that streak ... shared team's top honors in batting average with Carlton Fisk at .285 ... led club with 12 three-hit games and 36 stolen bases (sixth in AL) ... 24 of his 51 RBI came with two outs ... cracked first major league home run in 641st at-bat on 7/12 off Andy Hawkins at New York ... batted .302 at Comiskey Park ... recorded second career four-hit game on 6/26 at California ... appeared in 151 games with 129 starts ... collected hits in 106 games, including 34 multihit games. **1989:** Started campaign at Class AAA Vancouver ... appeared in 106 games ... contract was purchased from Canadians on 7/29 ... appeared in 50 games with the Sox ... swiped team-high three bases on 9/1 vs. Baltimore ... finished season with 16 stolen bases and .300 batting average ... established himself as leadoff man in Sox lineup ... made 41 starts and recorded 16 multihit games ... had eight-game hitting streak (9/8-15). **1988:** Opened the season as Sox center fielder but an early slump prompted his return to Vancouver in mid-May ... recalled to the Sox in mid-September ... enjoyed first career four-hit game on 9/19 at Texas ... also drove in three runs and stole two bases in that contest. **1987:** Joined the Cardinals on 7/10 when pitcher Danny Cox was placed on the disabled list ... made his major-league debut that day against San Francisco ... returned to Louisville on 7/18 ... recalled on 8/21 and finished the season with the Cardinals ... made 11 starts in right field and two in center ... recorded first major-league hit on 8/23 at Cincinnati in front of his family and hometown friends ... made one appearance in the NLCS against the Giants and entered the record books as the first pinch runner to steal a base in NLCS history ... made lone World Series appearance in Game 5 at St. Louis, pinch-running for catcher Tony Peña and stealing second base.

Minor League Highlights: Has a career batting average of .301 in the minor leagues with 235 stolen bases. **1989:** Voted Vancouver Player of the Year for the second straight season ... hit .304 with 33 steals in 106 contests ... committed just five errors. **1988:** Batted .307 with 49 steals in 100 games for the Canadians and was named Player of the Year ... topped club with 71 runs and 126 hits. **1987:** Enjoyed outstanding year at Class AAA Louisville, collecting the American Association's Rookie of the Year and Most Valuable Player awards ... in 116 games at Louisville, was among league leaders in batting average (.333) and stolen bases (42) ... established professional career highs in runs (89), hits (159), triples (11) and home runs (five) ... named Top American Association Prospect by *Baseball America* ... selected to the National Association Class AAA All-Star Team. **1986:** Spent entire season at Class AA Arkansas and led the Texas League with 49 stolen bases ... batted .288 in 127 games. **1985:** Played at Class A St. Petersburg and was named to the Florida State League West Division All-Star Team. **1984:** Began pro career at Class A Erie in the New York-Penn League in 1984 ... led that short-season league in runs (63), hits (96) and tied for second in stolen bases (29) ... selected as outfielder on the Topps/National Association Short Class A and Rookie League All-Star squads.

Monthly Bests

Avg. 352
7/92

HR 2
8/92

RBI 16
6/94

Major-League Leaders In Triples Since 1991

Player, 1994 Club	3B	Player, 1994 Club	3B
Lance Johnson, SOX	53	Roberto Alomar, TOR	29
Steve Finley, HOU	41	Ray Lankford, STL	
Brett Butler, LA	35	Brian McRae, KC	
Dejon Sanders, CIN	30	Paul Molitor, TOR	
		Devon White, TOR	
		Jay Bell, PIT	27

Miscellaneous/Personal: Married Sharon Brown ... helps promote White Sox's Adopt-A-School programs in Chicago neighborhoods ... taped segment for the Illinois Department of Transportation to promote its "Drive Smart, Drive Sober" program ... established Lance Productions, a recording company specializing in jazz and rhythm and blues, that will carry the One-Dog label ... graduated from Princeton High School in Cincinnati in 1981 ... attended Triton Junior College in suburban Chicago (River Grove) from 1981-83 ... one of his teammates at Triton was Kirby Puckett ... the two were reunited at the 1987 World Series ... later attended South Alabama (1983-84) ... was selected as an outfielder on the All-Sun Belt Conference Team.

PLAYERS

YEAR	CLUB	AVG	G	AB	R	H	TB	2B	3B	HR	RBI	SH	SF	HB	BB	SO	SB	CS	E
1984	Erie	.339	71	283	65	96	116	7	5	1	28	1	3	0	45	20	29	10	8
1985	St. Petersburg	.270	129	497	68	134	177	17	10	2	55	2	9	0	58	39	33	19	5
1986	Arkansas	.288	127	445	82	128	170	24	6	2	33	3	2	1	59	57	49	15	7
1987	Louisville	.333	116	477	89	159	217	21	11	5	50	3	2	0	49	45	42	16	#8
	ST. LOUIS	.220	33	59	4	13	17	2	1	0	7	0	0	0	4	6	6	1	2
1988	Vancouver	.307	100	441	71	126	156	12	6	2	36	2	5	0	42	52	*49	*16	5
	WHITE SOX	.185	33	124	11	23	29	4	1	0	6	2	0	0	6	11	6	2	2
1989	Vancouver	.304	106	408	69	124	149	11	7	0	28	0	4	0	46	36	33	*18	5
	WHITE SOX	.300	50	180	28	54	66	8	2	0	16	2	0	0	17	24	16	3	2
1990	WHITE SOX	.285	151	541	76	154	193	18	9	1	51	8	4	1	33	45	36	*22	10
1991	WHITE SOX	.274	160	588	72	161	201	14	#13	0	49	6	3	1	26	58	26	11	2
1992	WHITE SOX	.279	157	567	67	158	206	15	*12	3	47	4	5	1	34	33	41	14	6
1993	WHITE SOX	.311	147	540	75	168	214	18	*14	0	47	3	0	0	36	33	35	7	9
1994	WHITE SOX	.277	106	412	56	114	162	11	*14	3	54	0	3	2	26	23	26	6	0
MINOR TOTALS		.301	649	2551	442	767	985	92	45	12	230	11	25	1	299	249	235	94	38
A.L. TOTALS		.282	804	2952	385	832	1071	88	65	7	270	25	15	5	178	227	186	65	31
N.L. TOTALS		.220	33	59	4	13	17	2	1	0	7	0	0	0	4	6	6	1	2
M.L. TOTALS		.281	837	3011	389	845	1088	90	66	7	277	25	15	5	182	233	192	66	33

* Led League # Tied for League Lead

- Selected by Pittsburgh in 30th round of free agent draft (6/8/81).
- Selected by Seattle in 31st round of free agent draft (6/7/82).
- Selected by St. Louis in sixth round of free agent draft (6/4/84).
- Traded by St. Louis with Rick Horton and cash to the White Sox for Jose DeLeon (2/9/86).

LEAGUE CHAMPIONSHIP SERIES RECORD

YEAR	CLUB	AVG	G	AB	R	H	TB	2B	3B	HR	RBI	SH	SF	HB	BB	SO	SB	CS	E
1987	St.L vs. S.F.	.000	1	0	1	0	0	0	0	0	0	0	0	0	0	0	1	0	0
1993	SOX vs. Tor.	.217	6	23	2	5	11	1	1	1	6	0	0	0	2	1	1	0	0
TOTALS		.217	7	23	3	5	11	1	1	1	6	0	0	0	2	1	2	0	0

WORLD SERIES RECORD

YEAR	CLUB	AVG	G	AB	R	H	TB	2B	3B	HR	RBI	SH	SF	HB	BB	SO	SB	CS	E
1987	St.L vs. Minn.	.000	1	0	0	0	0	0	0	0	0	0	0	0	0	0	1	0	0

JOHNSON'S STATISTICAL BREAKDOWN

CLUB	1994							CAREER						
	AVG	G	AB	H	HR	RBI	AVG	G	AB	H	HR	RBI		
Baltimore	.250	6	20	5	0	3	.315	62	241	76	0	17		
Boston	.217	6	23	5	0	4	.249	54	201	50	0	18		
California	.194	8	36	7	0	2	.271	63	225	61	0	14		
Cleveland	.211	10	39	8	0	3	.265	59	223	59	0	9		
Detroit	.250	12	48	12	0	7	.233	63	227	53	0	16		
Kansas City	.310	8	29	9	0	2	.260	69	246	64	0	25		
Milwaukee	.302	11	43	13	0	5	.326	59	236	77	0	24		
Minnesota	.400	6	25	10	0	2	.362	60	218	79	0	30		
New York	.333	6	24	8	0	3	.253	51	186	47	2	17		
Oakland	.278	9	35	10	1	7	.253	69	265	67	1	26		
Seattle	.286	10	35	10	1	12	.332	67	229	76	1	28		
Texas	.361	9	36	13	1	3	.278	70	263	73	2	30		
Toronto	.211	5	19	4	0	1	.260	58	192	50	1	16		
1994 Totals/Lifetime		.277	106	412	114	3	54	.282	804	2952	832	7	270	
Home	.254	51	201	51	1	22	.275	421	1475	405	3	127		
Road	.299	55	211	63	2	32	.286	416	1536	440	4	150		
Day	.283	26	113	32	1	23	.275	224	840	231	1	80		
Night	.274	77	299	82	2	31	.283	613	2171	614	6	197		
Left	.298	—	131	39	1	20	.271	—	844	229	1	78		
Right	.267	—	281	75	2	34	.284	—	2167	616	6	199		
Grass	.289	93	368	99	3	44	.279	682	2507	699	7	215		
Turf	.341	13	44	15	0	10	.290	155	504	146	0	62		
1st Half	.271	83	325	88	1	44	.270	422	1600	432	2	145		
2nd Half	.299	23	87	26	2	10	.293	415	1411	413	5	132		
April	.244	23	90	22	0	11	.260	111	435	113	0	38		
May	.281	24	96	27	1	11	.269	131	505	136	2	38		
June	.278	26	97	27	0	16	.283	131	470	133	0	47		
July	.289	24	90	26	1	14	.291	135	501	146	2	52		
August	.308	9	39	12	1	2	.284	150	510	145	3	52		
Sept-Oct	—	—	—	—	—	—	.292	179	590	172	0	50		
As a PH	.000	3	3	0	0	0	.233	47	43	10	0	4		
As a DH	.000	1	0	0	0	0	.000	4	1	0	0	0		

JOHNSON'S CAREER BY PARK

CLUB	1994						CAREER					
	AVG	G	AB	H	HR	RBI	AVG	G	AB	H	HR	RBI
Baltimore	.250	3	12	3	0	2	.266	15	64	17	0	5
Boston	.364	3	11	4	0	3	.248	26	101	25	0	9
California	.250	5	24	6	0	1	.327	30	113	37	0	9
Chicago	.254	51	201	51	1	22	.276	421	1020	282	3	88
Cleveland	.308	4	13	4	0	1	.308	4	13	4	0	1
Detroit	.208	6	24	5	0	3	.255	30	110	28	0	9
Kansas City	.200	2	5	1	0	0	.235	32	119	28	0	14
Milwaukee	.304	6	23	7	0	4	.331	28	124	41	0	15
Minnesota	.438	4	16	7	0	2	.355	31	110	39	0	20
New York	.455	3	11	5	0	1	.314	23	86	27	1	11
Oakland	.200	6	25	5	1	4	.277	36	141	39	1	15
Seattle	.333	4	12	4	0	7	.350	35	117	41	0	15
Texas	.375	6	24	9	1	3	.375	6	24	9	1	3
Toronto	.273	3	11	3	0	1	.243	30	103	25	0	6

Johnson's Career Bests

Game	Season
Hits — 4 (seven times, last 5/8/94 vs. K.C.)	168 (1993)
HR — 1 (seven times, last 8/4/94 at Tex.)	3 (1992, 1994)
GS — 1 (7/31/94 vs. Sea.)	1 career (7/31/94 vs. Sea.)
RBI — 5 (6/23/94 at Sea.)	54 (1994)
SB — 3 (twice, last 7/31/92 vs. Sea.)	41 (1992)
Hitting Streak — 25 (7/16-8/11/92)	

White Sox Duos With 40 Steals

Tim Lincecum and Lance Johnson became the fourth White Sox duo to steal over 40 bases in a season in 1992. Lincecum ended the year with 45 thefts and Johnson added 41. They were the first to accomplish the feat since Don Buford and Tommie Agee in 1966.

White Sox Single-Season Putout Leaders
Among Outfielders

Player	Year	PO
Chet Lemon	1977	512
Ken Henderson	1974	462
Johnny Mostil	1925	446
Johnny Mostil	1926	440
Happy Felsch	1917	440
Lance Johnson	1992	433
Mike Kreevich	1940	428
Lance Johnson	1993	427
Lance Johnson	1991	425
Johnny Mostil	1923	422

MATT KARCHNER

60



Given Name: Matthew Dean Karchner

Position: Pitcher

Bats: Right

Throws: Right

Height: 6-4

Weight: 210

Opening Day Age: 27

Born: June 28, 1967, Berwick, Pa.

Resides: Woodbridge, Va.

First Pro Contract: Kansas City Royals, selected in the eighth round, June 1989 free agent draft.

Sox Acquisition: Selected in the Rule 5 Minor League Draft, December 12, 1993.

Major League Service: None.

Contract Status: Signed through 1995.

1994: Combined to go 9-4 with eight saves and a 1.30 ERA (10 ER/69.1 IP) at Class AA Birmingham and Class AAA Nashville ... made 56 combined appearances out of the bullpen ... his strikeout-to-walk ratio was 2.3:1 (48 SO/21 BB) ... allowed just 7.0 hits per 9.0 IP (54 H/69.1 IP) ... limited right-handed batters to a .199 (32-161) batting average ... first batters faced hit just .170 (9-53) ... won his first three decisions with the Sounds ... longest outing was 3.0 IP on 8/21 at Buffalo ... struck out three batters twice (last on 8/5 vs. Indianapolis).

Minor League Highlights: Has a 29-25 record over six minor-league seasons ... career strikeout-to-walk ratio is 2.4:1 (298 SO/124 BB) ... has twice been selected in the Rule 5 Minor League Draft, once in 1992 (Montreal) and once in 1993 (White Sox). **1993:** Underwent rotator cuff surgery after six games at Class AAA Memphis ... issued just 1.2 walks per 9.0 IP. **1992:** Made 33 appearances (18 starts) at Memphis ... tossed a pair of complete games ... was selected by Montreal in the Rule 5 draft on 12/9 but returned to the Kansas City organization following spring training. **1991:** Made all 38 appearances out of the bullpen at Class A Baseball City ... posted a 6-3 record with a 1.97 ERA (16 ER/73.0 IP) and five saves ... his ERA ranked fifth in the Florida State League among relievers with at least 50.0 IP ... allowed just 74 baserunners in 73.0 IP. **1990:** Spent the season at Class A Appleton ... recorded one complete game among his 11 starts. **1989:** Was drafted by Kansas City and made his pro debut with Class A Eugene of the Northwest League.

Miscellaneous/Personal: Married Teresa Ann Hosier ... has one child: Emma Grace (4/1/94) ... attended Bloomsburg State (Pa.) University ... won NCAA Division II RBI title in 1986 ... graduated from Berwick (Pa.) High School in 1985 ... enjoys hunting and fixing cars.

YEAR	CLUB	W-L	PCT	ERA	G	GS	CG	SHO	SV	IP	H	R	ER	HR	NB	BB-I	SO	WP	BK
1989	Eugene	1-1	.500	3.90	8	5	0	0	0	30.0	30	19	13	1	5	8-0	25	7	0
1990	Appleton	2-7	.222	4.82	27	11	1	0	0	71.0	70	42	38	3	6	31-2	56	4	1
1991	Baseball City	6-3	.667	1.97	38	0	0	0	5	73.0	49	28	16	1	5	25-3	65	7	1
1992	Memphis	8-8	.500	4.47	33	18	2	0	1	141.0	161	83	70	5	11	35-0	88	8	1
1993	Memphis	3-2	.600	4.20	6	5	0	0	0	30.0	34	16	14	2	4	4-0	14	1	0
1994	Birmingham	5-2	.714	1.26	39	0	0	0	6	43.0	36	10	6	0	2	14-1	29	5	0
	Nashville	4-2	.667	1.37	17	0	0	0	2	26.1	18	5	4	0	1	7-2	19	1	0
MINOR TOTALS		29-25	.537	3.50	168	39	3	0	14	414.1	398	203	161	12	34	124-6	298	33	3

- Selected by Kansas City in eighth round of free agent draft (6/89).
- On Class A Appleton disabled list (7/19/90-remainder of season).
- On Class A Baseball City disabled list (8/1-8/91).
- On Class AA Memphis disabled list (9/2-18/92).
- Selected by Montreal in the Rule 5 Minor League Draft (12/9/92); returned to Kansas City following spring training.
- On Class AA Memphis disabled list (5/10/93-remainder of season).
- Selected by the White Sox in the Rule 5 Minor League Draft (12/13/93).

11-Run Ninth Inning

The White Sox scored 11 runs in the ninth inning on August 19, 1970 to defeat the Red Sox by a 13-5 count. The Sox recorded 10 hits, including a pair by pinch hitter Gail Hopkins, who drove in the tying and go-ahead runs with a double. Bill Melton and Ken Berry also notched two hits in the inning.

RON KARKOVICE

20



Given Name: Ronald Joseph Karkovice
Position: Catcher
Bats: Right **Throws:** Right
Height: 6-1 **Weight:** 219
Opening Day Age: 31
Born: August 8, 1963, Union, N.J.
Resides: Orlando, Fla.
First Pro Contract: White Sox.
Sox Acquisition: Selected in first round (14th overall),
June 1982 free agent draft.
Major League Service: Seven years, 34 days.
Contract Status: Signed through 1995 with an option for 1996.

1994: Left game on 7/17 vs. Cleveland after irritating cartilage in his left knee ... was placed on the 15-day disabled list on 7/19 (retroactive to 7/18) with a torn medial meniscus in his left knee ... he underwent arthroscopic surgery on the knee on 7/21 and immediately started rehabilitation ... was prepared to come off the disabled list on 8/12 ... he appeared in 77 games and started 61 at catcher ... has appeared in 68 or more games in each of the last six seasons ... reached double figures in homers (11) for the third straight season ... in his first six major-league seasons he did not hit more than six (in 1990) ... hit fourth career grand slam on 5/11 vs. Seattle, one behind the franchise mark held by Harold Baines and Robin Ventura ... walked four times to set a career high on 4/13 vs. New York ... hit four home runs and drove in nine runs when he batted .291 (16-55) during April ... threw out 13 of 44 (29.5 percent) opposing baserunners compared to 15 of 65 (23.1 percent) for the other three Sox catchers ... his .993 fielding averaged tied for third in the American League ... was selected as the Best Defensive Catcher in the AL by *Baseball America*.

Major League Highlights: Has thrown out 176 of 428 (41.1 percent) runners attempting to steal during his seven-year career ... has thrown out Rickey Henderson twice in Henderson's last three stolen base attempts and is 2-7 (28.6 percent) vs. baseball's all-time stolen base leader over his career. **1993:** Set career highs in games (128), at-bats (403), runs (60), doubles (17), home runs (20) and RBI (54) ... home run on 9/23 at California was his 20th, the most by a Sox catcher since 1987 ... Sox were 15-3 when he homered ... led all major-league catchers by throwing out 50.0 percent of opposing base runners (48-96) ... ranked among the league leaders in sacrifices ... suffered a second degree separation of his right shoulder on 6/19 at California ... was reinstated from the 15-day disabled list prior to game on 7/6 at Toronto ... was 42-215 (.195) in 70 games back from the disabled list ... was batting .266 (50-188) with 11 home runs and 32 RBI in 58 games when he went down ... registered two-homer game for the third time in his career and his third career grand slam on 6/2 at Detroit ... five RBI in that game also matched career high ... 14 of his 20 home runs came on the road ... voted Best Throwing Catcher in the American League in a *Toronto Star* poll of league managers. **1992:** Set career highs in walks (30) and stolen bases (10) ... was only catcher in AL and one of two in the majors to reach double figures in home runs and stolen bases (Darren Daulton in National League) ... posted seven-game hitting streak and 13 RBI from 9/15-23 (.438, 14-32) ... streak tied career high ... started 98 contests behind the plate ... matched career-high with two home runs on 9/22 vs. Oakland ... homered and drove in four runs on 9/20 at Cleveland ... appeared in right field on 7/26 at Milwaukee ... had two stolen bases in a game for the first time in his career on 6/26 at New York ... had 67-game errorless streak (dating to 9/29/91) stopped on 7/6 at Baltimore with throwing miscue ... rated as third-best defensive catcher in the AL by *Baseball America's* Tools of the Trade. **1991:** Appeared in 75 games despite missing 43 with a torn ligament in his left thumb (5/20-7/3) ... started 49 games behind the plate ... caught second no-hitter of his career (Wilson Alvarez on 8/11) ... hit .253 (39-154)

Games Played By White Sox Catchers

Games	Catcher	Seasons
1,721	Ray Schalk	1912-28
1,241	Sherm Lollar	1952-63
1,236	Carlton Fisk	1981-93
1,032	Billy Sullivan	1901-12, '14
981	Mike Tresh	1938-48
643	Ron Karkovice	1986-present

in starts ... all five home runs came in a span of 16 games (7/29-8/18) and all five came on the road ... threw out 15 of 40 base stealers (37.5 percent) ... 63-game errorless streak dating back to 8/2/90 ended on 7/31 ... made first career appearance in left field on 8/2 vs. Baltimore ... ranked by *Baseball America* as the AL's Best Defensive Catcher. **1990:** Threw out 17 of 34 would-be base stealers (50 percent) ... caught 64 games and committed just two errors in 329 total chances (.994) ... established career highs in at-bats, runs, total bases, doubles, home runs and walks ... sparked Sox victory on 8/30 at Minnesota with first career inside-the-park grand slam home run (second career grand slam) ... recorded first career four-hit game on 7/14 at New York. **1989:** Registered career high with .264 average ... appeared in 71 games and caught 57 ... threw out 20 of 43 (46.5 percent) would-be base stealers ... hit first career grand slam on 8/27 at Cleveland off John Farrell and recorded career-high five RBI ... over last 24 games hit .317 (20-63) with 10 RBI. **1988:** Opened the season at Class AAA Vancouver and was promoted to the Sox on 5/11 when catcher Carlton Fisk was disabled with a broken right hand ... made 37 starts behind the plate before being outrighted back to Vancouver in August following Fisk's return from the disabled list ... picked up five RBI in a two-game span on 5/29 at Toronto and on 5/31 at Detroit, including a three-run homer against the Tigers ... nailed 13 of 28 (46.4 percent) opposing base stealers. **1987:** Rookie was named Opening Day catcher and remained the regular backstop through mid-May ... after a slow start, was optioned to Class AAA Hawaii during the All-Star Break on 7/15 ... spent remainder of the season with the Islanders ... threw out 10 of 15 (66.7 percent) runners attempting to steal, including a stretch of five in a row. **1986:** Made jump to big leagues from Class AA Birmingham to the White Sox on 8/16 and the next afternoon caught Steve Carlton's first AL win ... singled once in four trips, drove in a run and scored once in his major-league debut vs. Milwaukee on 8/17 ... socked first big-league homer on 8/27 in Chicago off Kansas City's Danny Jackson ... caught Joe Cowley's no-hitter at California on 9/1 ... hit safely in 10 of his last 16 games (14-42, .333) to raise his final batting average to .247.

Minor League Highlights: Performed at all levels of the Sox organization after being the club's top pick in the 1982 June draft. **1988:** Made last appearance in minor-league system with 39-game stint at Vancouver before promotion to major league club. **1986:** Enjoyed finest minor-league season at Birmingham ... hit .282 with 20 home runs and 53 RBI. **1983:** Named to the Midwest League All-Star Team for his play at Class A Appleton. **1982:** Spent first season in professional baseball at Rookie Sarasota ... led squad with seven home runs and 32 RBI in 60 games.

Miscellaneous/Personal: Married Maureen O'Brien ... has three children: John Patrick (3/13/89), Stephen Joseph (3/9/92) and Hannah Jayne (2/21/95) ... is White Sox spokesman for Easter Seals ... helped lead Boone High School in Orlando, Fla. to a 1981 Florida State Championship in baseball ... sported a 9-1 pitching record as a senior in 1982 before being drafted as the Sox's 14th overall selection in the June free agent draft ... was signed by Chicago Bulls' Vice President Jerry Krause.

YEAR	CLUB	AVG	G	AB	R	H	TB	2B	3B	HR	RBI	SH	SF	HB	BB	SO	SB	CS	E
1982	Sarasota (GCL)	.262	60	214	34	56	83	8	0	7	32	1	2	1	29	73	5	3	12
1983	Appleton	.239	97	326	54	78	140	17	3	13	48	2	2	4	31	90	10	1	0
1984	Glens Falls	.215	88	280	37	56	106	9	1	13	39	1	0	1	25	102	3	1	11
	Denver	.221	31	86	7	19	26	1	0	2	10	1	3	1	8	25	1	0	2
1985	Glens Falls	.216	99	324	37	70	118	9	3	11	37	0	0	2	49	104	6	2	*14
1986	Birmingham	.282	97	319	62	90	165	13	1	20	53	2	9	4	61	109	2	2	10
	WHITE SOX	.247	37	97	13	24	43	7	0	4	13	1	1	1	9	37	1	0	1
1987	WHITE SOX	.071	39	85	7	6	12	0	0	2	7	1	0	2	7	40	3	0	3
	Hawaii	.183	34	104	15	19	34	3	0	4	11	0	0	0	8	37	3	0	3
1988	Vancouver	.250	39	116	12	29	45	10	0	2	13	3	1	1	8	25	2	0	3
	WHITE SOX	.174	46	115	10	20	33	4	0	3	9	3	0	1	7	30	4	2	1
1989	WHITE SOX	.264	71	182	21	48	70	9	2	3	24	7	2	2	10	56	0	0	5
1990	WHITE SOX	.246	68	183	30	45	73	10	0	6	20	7	1	1	16	52	2	0	2
1991	WHITE SOX	.246	75	167	25	41	69	13	0	5	22	9	1	1	15	42	0	0	4
1992	WHITE SOX	.237	123	342	39	81	134	12	1	13	50	4	2	3	30	89	10	4	6
1993	WHITE SOX	.228	128	403	60	92	171	17	1	20	54	11	4	5	29	126	2	2	5
1994	WHITE SOX	.213	77	207	33	44	88	9	1	11	29	2	3	0	36	68	0	3	3
MINOR TOTALS		.238	545	1749	258	417	717	68	8	72	243	11	17	14	219	566	32	9	55
A.L. TOTALS		.225	664	1781	238	401	693	81	5	67	228	45	14	17	159	540	22	11	30
M.L. TOTALS		.225	664	1781	238	401	693	81	5	67	228	45	14	17	159	540	22	11	30

*Led League

- Selected by the White Sox in first round (14th overall) of free agent draft (6/7/82).
- On White Sox disabled list with a torn ligament in left thumb (5/20-7/3/91).
- On White Sox disabled list with second degree separation of right shoulder (6/19-7/6/93).
- On White Sox disabled list with a torn medial meniscus in left knee (7/18/94-remainder of season).

Monthly Bests

Avg.329
9/92

HR 6
twice, last 6/93

RBI 20
9/92

LEAGUE CHAMPIONSHIP SERIES RECORD

YEAR	CLUB	AVG	G	AB	R	H	TB	2B	3B	HR	RBI	SH	SF	HB	BB	SO	SB	CS	E
1993	SOX vs. Tor.	.000	6	15	0	0	0	0	0	0	0	2	0	0	1	7	0	0	0

KARKOVICE'S STATISTICAL BREAKDOWN

CLUB	1994						CAREER					
	AVG	G	AB	H	HR	RBI	AVG	G	AB	H	HR	RBI
Baltimore	.154	5	13	2	0	0	.167	47	114	19	3	10
Boston	.286	5	14	4	1	1	.260	41	100	26	4	10
California	.222	7	18	4	1	5	.234	56	145	34	7	20
Cleveland	.333	8	24	8	1	2	.233	44	120	28	4	17
Detroit	.125	8	16	2	1	2	.305	54	141	43	10	27
Kansas City	.118	6	17	2	0	0	.216	58	148	32	3	13
Milwaukee	.250	10	28	7	3	6	.228	53	145	33	5	20
Minnesota	.231	4	13	3	0	3	.222	51	144	32	4	17
New York	.154	6	13	2	1	3	.236	56	148	35	7	22
Oakland	.083	3	12	1	0	0	.259	44	135	35	7	19
Seattle	.267	4	15	4	2	5	.181	45	127	23	3	13
Texas	.154	6	13	2	0	1	.187	54	155	29	5	19
Toronto	.273	5	11	3	1	1	.201	61	159	32	5	21
1994 Totals/Lifetime	.213	77	207	44	11	29	.225	664	1781	401	67	228
Home	.226	41	106	24	6	19	.212	333	859	182	20	87
Road	.198	36	101	20	5	10	.238	231	922	219	47	141
Day	.254	24	63	16	4	10	.231	211	611	141	17	77
Night	.194	53	144	28	7	19	.222	453	1170	260	50	151
Left	.241	—	79	19	6	12	.223	—	651	145	27	92
Right	.195	—	128	25	5	17	.227	—	1130	256	40	236
Grass	.210	69	186	39	9	27	.227	553	1492	339	55	190
Turf	.238	8	21	5	2	2	.215	111	289	62	12	38
1st Half	.208	73	197	41	10	28	.216	370	983	212	38	121
2nd Half	.300	4	10	3	1	1	.237	294	798	189	29	107
April	.291	22	55	16	4	9	.236	95	246	58	8	33
May	.229	22	70	16	2	11	.202	132	361	73	10	45
June	.113	21	53	6	2	6	.213	108	282	60	15	34
July	.207	12	29	6	3	3	.225	103	275	62	9	26
August	—	—	—	—	—	—	.245	104	298	73	12	48
Sept-Oct	—	—	—	—	—	—	.235	122	319	75	13	42
As a PH	.000	7	6	0	0	0	.100	22	20	2	0	0
As a DH	—	—	—	—	—	—	.500	4	6	3	0	0

KARKOVICE'S CAREER BY PARK

CLUB	1994						CAREER					
	AVG	G	AB	H	HR	RBI	AVG	G	AB	H	HR	RBI
Baltimore	.000	2	5	0	0	0	.184	12	38	7	2	4
Boston	.167	2	6	1	0	0	.208	19	48	10	1	3
California	.222	3	9	2	0	1	.268	25	71	19	3	9
Chicago	.226	41	106	24	6	19	.225	205	547	123	17	64
Cleveland	.429	2	7	3	0	0	.429	2	7	3	0	0
Detroit	.100	5	10	1	0	0	.316	27	76	24	6	18
Kansas City	—	—	—	—	—	—	.290	27	62	18	2	8
Milwaukee	.222	6	18	4	2	5	.263	26	76	20	3	12
Minnesota	.125	3	8	1	0	0	.169	26	65	11	2	7
New York	.125	3	8	1	1	2	.289	29	83	24	6	15
Oakland	.125	2	8	1	0	0	.224	23	58	13	4	9
Seattle	.286	2	7	2	1	1	.250	22	56	14	2	6
Texas	.222	3	9	2	0	0	.222	3	9	2	0	0
Toronto	.333	3	6	2	1	1	.188	21	64	12	5	12

Karkovice's Career Bests

Game	Season
Hits — 4 (7/14/90 at N.Y.-AL)	92 (1993)
HR — 2 (four times, last 8/7/93 vs. Cal.)	20 (1993)
GS — 1 (four times, last 5/11/94 vs. Sea.)	4 career (5/11/94 vs. Sea.)
RBI — 5 (twice, 6/2/93 at Det.)	54 (1993)
SB — 2 (6/26/92 at N.Y.-AL)	10 (1992)
Hitting Streak — 7 (twice, last 9/15-23/92)	

Batting Average Surge

The White Sox improved their team batting average by 22 points in 1994, the fifth-largest single-season increase in franchise history. Chicago's team batting average of .287 was the club's highest since the 1936 edition of the Sox batted .289.

MIKE LAVALLIERE 10



Given Name: Michael Eugene LaValliere
Position: Catcher
Bats: Left **Throws:** Right
Height: 5-9 **Weight:** 205
Opening Day Age: 34
Born: August 18, 1960 in Charlotte, N.C.
Resides: Bradenton, Fla.
First Pro Contract: Philadelphia Phillies, signed as a free agent, July 12, 1981.
Sox Acquisition: Signed as a minor-league free agent, April 23, 1993.
Major League Service: Eight years, 120 days.
Contract Status: Signed through 1995.

PLAYERS

1994: Started 44 games behind the plate while appearing in 59 games ... his .281 (39-139) batting average was the third-highest of his career ... batted .304 (7-23) vs. left-handers and .471 (8-17) with a full count ... nine sacrifice bunts ranked sixth in the American League ... home run on 8/7 at California was first in the AL and first home run in 299 at-bats ... drove in a season-high three runs on 8/3 at Texas ... collected season-high three hits on 6/24 at Seattle ... batted .385 (5-13) in April and .300 (6-20) in May ... after recording 33 at-bats through the club's first 48 games (12 starts), registered 106 in the next 65 (32 starts) ... threw out 15 of 54 (27.8 percent) opposing baserunners ... has hit .271 (64-236) in two seasons with the White Sox (96 games) ... 105-game errorless streak ended on 6/29 vs. Kansas City.

Major League Highlights: Ranked eighth among all active catchers in 1994 with 804 career games behind the plate ... has a career batting average of .390 (23-59) with the bases loaded ... has thrown out 32.0 percent (250 CS/781 ATT) of runners attempting to steal in his career ... has averaged just one error every 128.0 chances ... streak of 163 consecutive starts vs. right-handers stopped on 5/13/94 with start vs. Kenny Rogers of Texas ... last previous had come on 8/8/91 vs. New York's Frank Viola ... has three career homers off left-handed pitchers (last off Dennis Cook on 8/6/90). **1993:** Appeared in one game with Pittsburgh (.200, 1-5) before being released on 4/10 ... signed to a minor-league contract by the White Sox on 4/23 ... contract was purchased from Class A Sarasota of the Florida State League on 6/19 when catcher Ron Karkovics was placed on the disabled list ... recorded his first career American League hit and RBI in first start on 6/20 at California ... hit .323 (10-31) in July ... started 29 games and Sox were 15-14 ... threw out 21 of 29 (72.4 percent) baserunners attempting to steal. **1992:** Started 87 games with Pittsburgh while sharing catching duties with Don Slaught ... pitchers posted a 2.98 ERA with him behind the plate ... began season with 11 hits in first 25 at-bats (.440) ... threw out 34 of 104 (32.7 percent) opposing base runners attempting to steal ... collected fifth career triple on 4/19 vs. Philadelphia ... had a 101-game errorless streak snapped on 4/23 at Montreal (first error since 4/23/91). **1991:** Made 100 starts behind home plate ... led major league catchers with a .998 fielding percentage (565 putouts, 46 assists and one error) ... finished season with 94-game errorless streak ... hit first career grand slam off Chicago's Les Lancaster on 4/20 at Pittsburgh ... matched career high with four RBI in that same game ... reached base safely in 14 consecutive games (4/27-5/26) ... batted .347 in 19 games in June ... tied career high with four hits on 7/2 at Chicago ... was 5-12 (.417) with the bases loaded ... hit .301 vs. right-handers and .222 vs. left-handers ... filed for free agency after the season and was re-signed to a three-year contract on 12/23. **1990:** Started 88 games at catcher ... posted career-best nine-game hitting streak from 4/27-5/14 (.448, 13-29) ... hit .375 vs. left-handers and .229 vs. right-handers ... fielding percentage of .990 was third-best among NL catchers ... batted .405 with one home run and seven RBI in May ... was 4-6 (.667) with the bases loaded ... had arthroscopic surgery to repair torn cartilage in his right knee on 11/12. **1989:** Appeared in 68 games after spending two and one-half months on the disabled list after suffering a torn ligament in his left knee in a home plate collision with Montreal's Rex Hudler on 4/16 at Pittsburgh ... hit .325 (53-163) in 60 games after being activated from the disabled list on 7/4 ... batted .392 in July. **1988:** Set career highs in at-bats, RBI and walks ... named to *The Sporting News* Postseason All-Star Team ... named NL Player of the Week for 4/18-24 after batting .706 (12-17) with five RBI ... first major league stolen base came on 7/26 at St. Louis. **1987:** Led major league catchers by throwing out 43 percent (49 CS/115 ATT) of runners attempting to steal ... posted a .992 fielding average ... won Rawlings Gold Glove Award® and was charged with just two passed balls in 867.1 innings caught ... experimented with batting right-handed throughout the season

Monthly Bests

Avg.405
	5/90
HR	2
	8/90
RBI	12
	twice, last 8/90

during batting practice and tried it twice during the season, going 1-2 (ground out vs. Philadelphia on 6/29 and single off Rob Murphy at Cincinnati on 8/18). **1986:** Named to *Baseball America's* NL Rookie All-Star Team ... first major league home run came on 6/19 off Kevin Gross at Philadelphia ... threw out 40 percent of runners attempting to steal ... had just one passed ball in 827.1 IP, the lowest rate in the majors. **1985:** Contract was purchased by St. Louis on 4/13 when Darrell Porter was placed on the disabled list ... made St. Louis debut at Pittsburgh on 4/13 ... first major league hit came on 4/14 at Pittsburgh off Rick Rhoden ... was optioned to Class AAA Louisville on 4/27 and spent the balance of the season with the Redbirds. **1984:** Recalled by Philadelphia on 9/1 ... made major-league debut on 9/9 at Montreal.

Minor League Highlights: **1985:** Led American Association catchers in throwing out baserunners (50 percent, 48 CS/97 ATT). **1984:** Began season with Class AA Reading and was selected to Eastern League's All-Star Team ... was promoted to Class AAA Portland on 7/15. **1982:** Converted to catcher in his second professional season. **1981:** Signed as a third baseman by Philadelphia as a non-drafted free agent.

Miscellaneous/Personal: Married Judy ... has three children: Kristen (6/24/86), Lindsey (7/19/89) and Avory (1/4/95) ... purchases tickets for "Spanky's Gang" each year and supports the Big Brothers/Big Sisters program ... father Guy was a minor-league catcher (1952, '55-61) ... graduated from Trinity High School in Manchester, N.H., where he played baseball, football, hockey and soccer ... attended University of Lowell (Mass.) for three years where he played baseball and hockey ... was Most Valuable Player of the 1976 Babe Ruth World Series.

YEAR	CLUB	AVG	G	AB	R	H	TB	2B	3B	HR	RBI	SH	SF	HB	BB	SO	SB	CS	E
1981	Spartanburg	.268	39	123	15	33	48	9	0	2	23	0	1	0	31	16	3	2	5
1982	Peninsula	.275	66	178	20	49	63	4	2	2	23	1	4	0	26	20	3	3	6
1983	Reading	.294	81	218	24	64	96	16	2	4	43	1	1	0	32	26	1	2	4
1984	Reading	.252	55	147	19	37	61	6	0	6	22	3	2	1	36	15	0	1	2
	Portland	.311	37	122	20	38	65	6	3	5	21	1	1	1	15	11	0	0	1
	PHILADELPHIA	.000	6	7	0	0	0	0	0	0	0	0	0	0	2	2	0	0	0
1985	Louisville	.203	83	231	19	47	73	12	1	4	26	3	6	1	48	20	0	1	5
	ST. LOUIS	.147	12	34	2	5	6	1	0	0	6	0	3	0	7	3	0	0	0
1986	ST. LOUIS	.234	110	303	18	71	94	10	2	3	30	10	0	1	36	37	0	1	6
1987	PITTSBURGH	.300	121	340	33	102	124	19	0	1	36	3	3	1	43	32	0	0	5
1988	PITTSBURGH	.261	120	352	24	92	116	18	0	2	47	1	4	2	50	34	3	2	8
1989	PITTSBURGH	.316	68	190	15	60	78	10	0	2	23	4	0	0	29	24	0	2	3
	Buffalo	.111	7	18	0	2	2	0	0	0	1	0	1	0	3	4	0	0	0
1990	PITTSBURGH	.258	96	279	27	72	95	15	0	3	31	4	1	2	44	20	0	3	5
1991	PITTSBURGH	.289	108	336	25	97	121	11	2	3	41	1	5	2	33	27	2	1	1
1992	PITTSBURGH	.256	95	293	22	75	96	13	1	2	29	0	5	1	44	21	0	3	3
1993	PITTSBURGH	.200	1	5	0	1	1	0	0	0	0	0	0	0	0	0	0	0	0
	Sarasota (FSL)	.306	32	108	6	33	35	2	0	0	14	0	3	1	19	5	2	0	2
	WHITE SOX	.258	37	97	6	25	27	2	0	0	8	7	2	0	4	14	0	1	0
1994	WHITE SOX	.281	59	139	6	39	46	4	0	1	24	9	3	1	20	15	0	2	3
MINOR TOTALS		.265	400	1145	123	303	443	55	8	23	173	9	19	4	210	117	9	9	25
A.L. TOTALS		.271	96	236	12	64	73	6	0	1	32	16	5	1	24	29	0	3	3
N.L. TOTALS		.269	737	2139	166	575	730	97	5	16	243	23	21	9	288	200	5	12	31
M.L. TOTALS		.269	833	2375	178	639	803	103	5	17	275	39	26	10	312	229	5	15	34

— Signed by Philadelphia as non-drafted free agent (7/12/81).

— Traded by Philadelphia to St. Louis for a player to be named later (12/3/84).

— Returned to Philadelphia due to injured status (12/13/84).

— Granted free agency (12/23/84).

— Signed by St. Louis to a minor league contract (1/23/85).

— Traded by St. Louis to Pittsburgh with Andy Van Slyke and Mike Dunne for Tony Peña (4/1/87).

— Released by Pittsburgh (4/10/93).

— Signed by the White Sox to a minor league contract (4/23/93).

LEAGUE CHAMPIONSHIP SERIES RECORD

YEAR	CLUB	AVG	G	AB	R	H	TB	2B	3B	HR	RBI	SH	SF	HB	BB	SO	SB	CS	E
1990	Pitt. vs. Cin.	.000	3	6	1	0	0	0	0	0	0	0	0	0	3	1	0	0	0
1991	Pitt. vs. Atl.	.333	3	6	0	2	2	0	0	0	1	0	0	0	2	0	0	0	0
1992	Pitt. vs. Atl.	.200	3	16	1	2	2	0	0	0	0	0	0	0	3	0	0	0	0
1993	SOX vs. Tor.	.333	2	3	0	1	1	0	0	0	0	0	0	0	1	0	0	0	0
TOTALS		.200	11	25	2	5	5	0	0	0	1	0	0	0	6	4	0	0	0

Days In First Place

The 1994 White Sox were in first place for 69 days, including the final 13 leading up to the Major League Baseball Players Association strike on August 12. The 1993 Sox spent 125 days in first place, the third-highest total in club history behind the 1919 club (134 games) and the 1917 team (126 days). The 1993 club spent the final 103 days of the season in first place (after June 21).

LaVALLIERE'S STATISTICAL BREAKDOWN

CLUB	1994						CAREER					
	AVG	G	AB	H	HR	RBI	AVG	G	AB	H	HR	RBI
Baltimore	.143	4	7	1	0	0	.333	8	18	6	0	1
Boston	.500	2	6	3	0	0	.250	4	12	3	0	1
California	.286	5	14	4	1	3	.313	6	16	5	1	4
Cleveland	.182	6	11	2	0	3	.174	11	23	4	0	3
Detroit	.350	7	20	7	0	4	.250	9	28	7	0	4
Kansas City	.077	6	13	1	0	0	.105	8	19	2	0	0
Milwaukee	.385	7	13	5	0	0	.292	10	24	7	0	1
Minnesota	.167	2	6	1	0	1	.222	3	9	2	0	1
New York	1.000	2	1	1	0	0	.400	3	5	2	0	0
Oakland	.125	6	16	2	0	2	.158	8	19	3	0	2
Seattle	.381	5	21	8	0	5	.375	12	40	15	0	7
Texas	.375	4	8	3	0	5	.333	10	18	6	0	6
Toronto	.333	3	3	1	0	1	.400	4	5	2	0	2
1994 Totals/Lifetime	.281	59	139	39	1	24	.271	96	236	64	1	32
Home	.279	25	61	17	0	7	.280	420	1166	327	8	139
Road	.282	34	78	22	1	17	.258	413	1209	312	9	136
Day	.333	18	42	14	1	6	.273	239	724	198	4	93
Night	.258	41	97	25	0	18	.267	594	1651	441	13	162
Left	.304	—	23	7	0	7	.239	—	589	141	4	72
Right	.276	—	116	32	1	17	.279	—	1786	499	13	203
Grass	.293	50	116	34	1	20	.259	270	769	199	6	88
Turf	.217	9	23	5	0	4	.274	563	1606	440	11	187
1st Half	.322	41	67	28	0	11	.279	419	1171	327	6	139
2nd Half	.212	18	52	11	1	13	.259	414	1204	312	11	136
April	.385	9	13	5	0	0	.275	—	309	85	1	43
May	.300	10	20	6	0	4	.279	—	297	83	1	34
June	.273	14	33	9	0	6	.257	—	381	98	3	44
July	.273	20	55	15	0	7	.271	—	487	132	2	51
August	.222	6	18	4	1	7	.274	—	445	122	7	56
Sept-Oct	—	—	—	—	—	—	.261	—	456	119	3	47
As a PH	.333	5	3	1	0	0	.200	50	40	8	0	5
As a DH	—	—	—	—	—	—	—	—	—	—	—	—

LaVALLIERE'S CAREER BY PARK

CLUB	1994						CAREER					
	AVG	G	AB	H	HR	RBI	AVG	G	AB	H	HR	RBI
Baltimore	.250	2	4	1	0	0	.429	3	7	3	0	0
Boston	.333	1	3	1	0	0	.167	2	6	1	0	0
California	.300	3	10	3	1	3	.333	4	12	4	1	4
Chicago	.279	25	61	17	0	7	.265	47	113	30	0	11
Cleveland	.200	4	10	2	0	3	.200	4	10	2	0	3
Detroit	.400	4	10	4	0	1	.267	5	15	4	0	1
Kansas City	.000	4	8	0	0	0	.000	5	11	0	0	0
Milwaukee	.667	4	3	2	0	0	.429	5	7	3	0	1
Minnesota	.250	1	4	1	0	1	.250	1	4	1	0	1
New York	.000	1	0	0	0	0	.250	2	4	1	0	0
Oakland	.091	3	11	1	0	1	.154	5	13	2	0	1
Seattle	.444	2	9	4	0	3	.462	3	13	6	0	4
Texas	.750	2	4	3	0	5	.750	2	4	3	0	5
Toronto	.000	2	2	0	0	0	.250	3	4	1	0	1

LaValliere's Career Bests

Game	Season
Hits — 4 (five times, last 7/2/91 at Chi.-NL)	102 (1987)
HR — 1 (17 times, last 8/7/94 at Cal.)	3 (three times, last 1991)
GS — 1 (4/20/91 at Chi.-NL)	1 career (4/20/91 at Chi.-NL)
RBI — 4 (twice, last 4/20/91 at Chi.-NL)	47 (1988)
SB — 1 (three times, last 9/19/91 vs. St.L.)	3 (1988)
Hitting Streak — 9 (4/27-5/14/90)	

Low-Run Games In 1994

White Sox pitchers combined to throw 41 low-run games last season, nine more than the next-closest teams in the American League. Sox pitchers tossed nine shutouts, allowed one run 10 times and limited the opposition to two runs 22 times.

ISIDRO MARQUEZ

47



PLAYERS

Given Name: Isidro Marquez

Position: Pitcher

Bats: Right

Throws: Right

Height: 6-3

Weight: 190

Opening Day Age: 29

Born: May 15, 1965, Navojoa, Sonora, Mexico

Resides: Navojoa, Sonora, Mexico

First Pro Contract: Los Angeles Dodgers, contract purchased from San Luis Potosi of the Mexican League, May 13, 1988.

Sox Acquisition: Acquired from Los Angeles in exchange for Ron Coomer, December 28, 1993.

Major League Service: None.

Contract Status: Signed through 1995.

1994: Ranked second at Class AAA Nashville with 11 saves and tied for second on the club with 39 appearances ... limited opposing hitters to a .205 batting average and right-handers to a .185 mark ... matched his season high with 5.0 IP and set a season best with eight strikeouts on 6/30 at Indianapolis ... struck out seven in 5.0 IP on 5/15 at New Orleans (game two) ... posted a 2.15 ERA (14 ER/58.2 IP) with a 3-1 record and eight saves from Opening Day through 6/30 ... went 8-0 with 13 saves and a 1.02 ERA (4 ER/35.1 IP) for Mexicali in the Mexican Winter League ... he tied for the league lead in wins and topped the league in saves.

Minor League Highlights: Has not started a game since 1988 (182 appearances) ... owns a lifetime 41-26 (.612) record with a 3.36 ERA (253 ER/678.2 IP) if his seasons in the Mexican League are included. **1993:** Saved 14 games at Class AA San Antonio and Class AAA Albuquerque and combined to register a 2.47 ERA (12 ER/43.2 IP) with 14 saves. **1992:** Posted career highs with 52 games and 25 saves at Mexico City. **1991:** Went 4-1 with a 2.09 ERA (11 ER/47.1 IP) at San Antonio ... averaged 6.8 strikeouts per 9.0 IP (36 SO/47.1 IP). **1990:** Pitched in just 13 games at San Antonio, going 3-1. **1989:** Split the season between San Antonio and Class A Bakersfield ... went 6-0 with a 0.75 ERA (3 ER/36.0 IP) and 44 strikeouts at Bakersfield. **1988:** Made 20 starts at Bakersfield after having his contract purchased from the Mexican League in May ... struck out a career-best 106 while logging a career-high 125.1 IP.

Miscellaneous/Personal: Was recommended/signed by Mike Brito ... attended Cobach High School in Sonora, Mexico.

YEAR	CLUB	W-L	PCT	ERA	G	GS	CG	SHO	SV	IP	H	R	ER	HR	HB	BB-I	SO	WP	BK
1985	Tampico	0-0	.000	3.90	13	0	0	0	0	27.2	28	13	12	4	1	14-1	17	5	1
1986	San Luis Potosi	3-2	.600	5.87	25	15	2	1	0	92.0	96	71	60	10	2	69-3	74	5	0
1987	San Luis Potosi	0-0	.000	2.08	1	1	0	0	0	4.1	5	3	1	1	0	5-0	1	0	0
1988	San Luis Potosi	6-3	.667	2.25	10	10	4	1	0	72.0	54	22	18	6	3	27-1	56	0	1
	Bakersfield	8-3	.727	3.09	20	20	1	1	0	125.1	114	54	43	7	9	77-1	106	5	1
1989	San Antonio	1-4	.200	4.33	39	0	0	0	4	62.1	61	33	30	2	2	34-6	52	6	1
	Bakersfield	6-0	1.000	0.75	17	0	0	0	8	36.0	21	5	3	0	2	11-0	44	2	0
1990	San Antonio	3-1	.750	4.86	13	0	0	0	0	16.2	20	10	9	0	0	8-0	15	1	0
1991	San Antonio	4-1	.800	2.09	34	0	0	0	3	47.1	42	16	11	1	1	19-8	36	1	0
1992	Mexico City	5-5	.500	3.40	52	0	0	0	25	87.2	75	39	34	5	7	40-8	57	1	1
1993	San Antonio	1-4	.200	2.84	30	0	0	0	12	31.2	34	13	10	1	1	8-3	25	1	0
	Albuquerque	1-0	1.000	1.50	9	0	0	0	2	12.0	7	2	2	0	0	3-0	10	2	0
1994	Nashville	3-3	.500	2.83	39	0	0	0	11	63.2	48	32	20	4	3	27-6	63	1	0
MINOR TOTALS		41-26	.612	3.36	302	46	7	3	65	678.2	605	313	253	41	31	342-37	556	30	5

— Contract was purchased by Los Angeles from San Luis Potosi of the Mexican League (5/13/88).

— On Class AA San Antonio disabled list (4/10-28/90).

— On Class AA San Antonio disabled list (6/5/90-remainder of season).

— On Class AA San Antonio disabled list (4/10-5/7/91).

— Loaned by Los Angeles to Mexico City (3/6-9/25/92).

— Traded by Los Angeles to the White Sox for Ron Coomer (12/28/93).

— On Class AAA Nashville disabled list (7/15-9/1/94).

Nellie Fox And Baseball's Hall Of Fame

Nellie Fox and Pie Traynor, who both fell two votes short, hold the distinction of coming closest to being elected to the Baseball Hall of Fame. Fox gathered 295 of 395 votes in 1985, and Traynor 119 of 161 in 1947 (he was elected the next year). Of the players who came within 14 votes of election, only Fox, Jim Bunning and Orlando Cepeda have not been elected by the Baseball Writers Association of America.

NORBERTO MARTIN

7



Given Name: Norberto Edonal Martin
Position: Infielder
Bats: Right **Throws:** Right
Height: 5-10 **Weight:** 164
Opening Day Age: 28
Born: December 10, 1966, Santo Domingo, D.R.
Resides: San Pedro de Macoris, D.R.
First Pro Contract: White Sox.
Sox Acquisition: Signed as free agent, March 27, 1984.
Major League Service: 100 days.
Contract Status: Signed through 1995.

PLAYERS

1994: Started 31 games (25 at second base, five at shortstop and one at third base) and the White Sox were 21-10 in those starts ... made first major-league appearance in left field as a late-inning replacement on 7/23 at Cleveland ... also made first major-league start at shortstop on 5/22 at Oakland and at third base on 6/25 at Seattle ... was recalled from Class AAA Nashville on 5/21 after beginning the season with the Sounds ... hit safely in 13 of his first 14 games (.353, 18-51), including first career home run (grand slam) on 6/4 at Baltimore ... four RBI in that game were a career high ... matched career high with three hits on 8/5 at California (third three-hit game of the season) ... collected game-winning, pinch-hit double in the ninth inning on 7/4 vs. Milwaukee ... hit in a career-high nine straight games from 5/30-6/19 ... opened the season at Nashville ... batted .256 (44-172) from Opening Day through 5/20 ... hit .319 (23-72) at home and .291 (16-55) vs. left-handers with the Sounds ... posted four-hit games on 4/23 at Omaha and 5/15-2 at New Orleans.

Major League Highlights: 1993: Had contract purchased from Class AAA Nashville on 9/16 following American Association playoffs ... started twice at second base and had a four-game hitting streak (.455, 5-11) from 9/28-10/2 ... drove in game-winning run with 12th-inning single on 9/29 vs. Seattle ... registered first major-league hit and drove in run with single on 9/28 vs. Seattle ... made major-league debut on 9/20 at California as a pinch runner and scored a run.

Monthly Bests

Avg.391
	5/94
HR	1
	6/94
RBI	8
	7/94

Minor League Highlights: Has a .277 career batting average (948-3,418) over 10 minor-league seasons. **1993:** Was sixth in the league in batting and second in stolen bases with 31 ... led the Sounds in hits (179), stolen bases and runs (87) and was second in RBI ... received the Charles Lubin Most Valuable Player Award at Nashville ... tied for first among all Class AA and Class AAA batters with 179 hits and was sixth among second basemen in batting average ... hit two-run homer in Sounds' 3-2 loss in Game 7 of the Championship Series vs. the Iowa Cubs ... batted .347 (43-124) with 17 RBI in May ... hit safely in 11 consecutive games from 5/20-5/31 ... was voted the Best Defensive Second Baseman in the American Association by *Baseball America*. **1992:** Led Class AAA Vancouver with 143 hits and 29 stolen bases ... named White Sox Organizational Player of the Month for June after batting .374 (43-115) with 10 steals ... ranked second on club in games (135), batting average (.288) and runs (72) ... played 133 games at second base. **1991:** Spent entire season at Class AAA Vancouver ... led White Sox minor league second baseman with a .278 batting average ... ranked third on club with 11 stolen bases and fourth in hits with 94 ... was a member of the White Sox 40-man roster in spring training ... appeared in nine games playing both second base and shortstop. **1990:** Played at Vancouver after missing the entire 1989 season with an ankle injury ... batted .266 and collected 135 hits, which ranked second on the club ... cracked 20 doubles, four triples and three home runs while swiping 10 bases. **1988:** Spent season at Class A Tampa of the Florida State League ... batted .449 (35-78) during month of July which included a 16-game hitting streak ... finished with .258 batting average and a team-high 24 stolen bases. **1987:** Opened the season at Class A Charleston of the South Atlantic League where he posted a career-high batting average of .312 over 68 games ... promoted to Class A Peninsula of the Carolina League and appeared in 41 contests ... boasted 12-game hitting streak in August ... combined to swipe 25 bases at both stops. **1986:** Began season at Class A Appleton of the Midwest League ... batted .303 in nine games before separating shoulder ... spent remainder of season rehabilitating. **1984:** Made pro debut with Rookie Sarasota of the Gulf Coast League ... tied for fifth in GCL with 18 stolen bases ... batted .273 with 30 RBI in 56 contests.

Miscellaneous/Personal: Married Judith Carero ... has two children: Nicolle (8/22/87) and Norberto Jr. (7/10/91).

YEAR	CLUB	AVG	G	AB	R	H	TB	2B	3B	HR	RBI	SH	SF	HB	BB	SO	SB	CS	E
1984	Sarasota (GCL)	.273	56	205	36	56	71	8	2	1	30	1	4	4	21	31	18	5	37
1985	Appleton	.198	30	96	15	19	21	2	0	0	5	3	0	0	9	23	2	2	12
	Niagra	.253	60	217	22	55	67	9	0	1	13	5	0	1	7	41	6	4	35
1986	Appleton	.303	9	33	4	10	12	2	0	0	2	0	0	0	2	5	1	0	6
	Sarasota (GCL)	.000	1	0	0	0	0	0	0	0	0	0	0	0	0	0	0	0	0
1987	Charleston	.312	68	250	44	78	109	14	1	5	35	4	3	4	17	40	14	4	25
	Peninsula	.259	41	162	21	42	53	6	1	1	18	0	4	1	18	19	11	6	15
1988	Tampa	.258	101	360	44	93	117	10	4	2	33	7	3	3	17	49	24	5	20
1989																			
1990	Vancouver	.266	130	508	77	135	72	20	4	3	45	8	6	5	27	63	10	7	17
1991	Vancouver	.278	93	338	39	94	103	9	0	0	20	10	2	3	21	38	11	7	16
1992	Vancouver	.288	135	497	72	143	169	12	7	0	29	14	2	2	29	44	29	11	20
1993	Nashville	.309	#137	*580	87	*179	239	21	6	9	74	12	6	2	26	59	31	5	*18
	WHITE SOX	.357	8	14	3	5	5	0	0	0	2	0	0	0	1	1	0	0	1
1994	Nashville	.256	43	172	26	44	58	8	0	2	12	3	2	1	16	14	4	6	10
	WHITE SOX	.275	45	131	19	36	48	7	1	1	16	3	2	0	9	16	4	2	2
MINOR TOTALS		.277	904	3418	487	948	1091	121	25	24	316	67	32	26	204	426	161	62	231
A.L. TOTALS		.283	53	145	22	41	53	7	1	1	18	3	2	0	10	17	4	2	3
M.L. TOTALS		.283	53	145	22	41	53	7	1	1	18	3	2	0	10	17	4	2	3

* Led League # Tied for League Lead

- Signed by the White Sox as a free agent (3/27/84).
- On Class A Peninsula disabled list (4/10-5/5/86).
- On Class A Appleton disabled list (5/14/86-remainder of season).
- On disabled list (4/7/89-entire season).
- On Class AAA Vancouver disabled list (5/5-6/9/91).

MARTIN'S STATISTICAL BREAKDOWN

CLUB	1994						CAREER					
	AVG	G	AB	H	HR	RBI	AVG	G	AB	H	HR	RBI
Baltimore	.273	3	11	3	1	4	.273	3	11	3	1	4
Boston	—	—	—	—	—	—	—	—	—	—	—	—
California	.350	7	20	7	0	1	.333	9	21	7	0	1
Cleveland	.300	3	10	3	0	1	.308	5	13	4	0	1
Detroit	.000	4	8	0	0	0	.000	4	8	0	0	0
Kansas City	.000	6	9	0	0	1	.000	6	9	0	0	1
Milwaukee	.368	5	19	7	0	4	.368	5	19	7	0	4
Minnesota	.364	3	11	4	0	1	.364	3	11	4	0	1
New York	.500	3	10	5	0	0	.500	3	10	5	0	0
Oakland	.333	1	3	1	0	0	.333	1	3	1	0	0
Seattle	.250	4	16	4	0	2	.308	7	26	8	0	4
Texas	.091	5	11	1	0	1	.091	6	11	1	0	1
Toronto	.333	1	3	1	0	1	.333	1	3	1	0	1
1994 Totals/Lifetime	.275	45	131	36	1	16	.283	53	145	41	1	18
Home	.274	21	62	17	0	6	.292	25	72	21	0	8
Road	.275	24	69	19	1	10	.274	28	73	20	1	10
Day	.243	12	37	9	0	2	.250	15	40	10	0	2
Night	.287	33	94	27	1	14	.295	38	105	31	1	16
Left	.250	—	80	20	1	11	.247	—	81	20	1	11
Right	.314	—	51	16	0	5	.328	—	64	21	0	7
Grass	.302	58	116	35	1	15	.308	46	130	40	1	17
Turf	.067	7	15	1	0	1	.067	7	15	1	0	1
1st Half	.281	28	89	25	1	11	.281	28	89	25	1	11
2nd Half	.262	17	42	11	0	5	.286	25	66	16	0	7
April	—	—	—	—	—	—	—	—	—	—	—	—
May	.391	7	23	9	0	1	.391	7	23	9	0	1
June	.209	14	43	9	1	6	.209	14	43	9	1	6
July	.286	18	49	14	0	8	.286	18	49	14	0	8
August	.250	6	16	4	0	1	.250	6	16	4	0	1
Sept-Oct	—	—	—	—	—	—	.357	8	14	5	0	2
As a PH	.200	5	5	1	0	2	.167	6	6	1	0	2
As a DH	.000	1	1	0	0	0	.000	1	1	0	0	0

MARTIN'S CAREER BY PARK

CLUB	1994						CAREER					
	AVG	G	AB	H	HR	RBI	AVG	G	AB	H	HR	RBI
Baltimore	.200	1	5	1	1	4	.200	1	5	1	1	4
Boston	—	—	—	—	—	—	—	—	—	—	—	—
California	.429	3	7	3	0	1	.375	5	8	3	0	1
Chicago	.274	21	62	17	0	6	.292	25	72	21	0	8
Cleveland	.500	1	2	1	0	1	.400	3	5	2	0	1
Detroit	.000	2	4	0	0	0	.000	2	4	0	0	0
Kansas City	.000	4	4	0	0	1	.000	4	4	0	0	1
Milwaukee	.429	3	14	6	0	3	.429	3	14	6	0	3
Minnesota	.333	1	3	1	0	0	.333	1	3	1	0	0
New York	.500	3	10	5	0	0	.500	3	10	5	0	0
Oakland	.333	1	3	1	0	0	.333	1	3	1	0	0
Seattle	.000	2	8	0	0	0	.000	2	8	0	0	0
Texas	.111	3	9	1	0	0	.111	3	9	1	0	0
Toronto	—	—	—	—	—	—	—	—	—	—	—	—

Martin's Career Bests

Game	Season
Hits — 3 (three times, last 8/5/94 at Cal.)	36 (1994)
HR — 1 (6/4/94 at Bal.)	1 (1994)
GS — 1 (6/4/94 at Bal.)	1 career (6/4/94)
RBI — 4 (6/4/94 at Bal.)	16 (1994)
SB — 1 (four times, last 8/2/94 at Tex.)	4 (1994)
Hitting Streak — 6 (5/30-6/12/94)	

DAVE MARTINEZ 14



Given Name: David Martinez
Position: Outfielder
Bats: Left **Throws:** Left
Height: 5-10 **Weight:** 175
Opening Day Age: 30
Born: September 26, 1964, Brooklyn, N.Y.
Resides: Safety Harbor, Fla.
First Pro Contract: Chicago Cubs, selected in the secondary phase of the January 1983 draft.
Sox Acquisition: Signed as a free agent, April 4, 1995.
Major League Service: Eight years, 44 days.
Contract Status: Signed through 1995.

PLAYERS

1994: Played four positions and appeared in 97 games with San Francisco ... started games in right field (30), first base (22), left field (two) and center field (two) ... batted first, second, third, fifth and sixth in the batting order ... average reached .273 before season-ending .108 (4-37) slump ... had hit .464 (13-28) before the tailspin ... platooned with Todd Benzinger at first base once Darryl Strawberry joined the club on 7/7 ... batted .300 (33-110) with three home runs and 14 RBI in 48 road games and .200 (25-125) with one home run and 13 RBI in 49 home games.

Major League Highlights: **1993:** Began the season platooning in center field with Darren Lewis before going onto the disabled list on 4/30 with a strained left hamstring ... missed 31 games with the injury ... started 53 games (32 in center field and 20 in right) ... collected four hits on 7/11 at Philadelphia, matching his career high for the sixth time ... homered twice on 6/16 at Cincinnati, the fifth time he has accomplished the feat ... went 2-4 with three RBI on 10/2 at Los Angeles and caught ninth-inning, bases-loaded flyout at the wall to preserve win to keep the Giants tied with Atlanta for first place with one game remaining on the season. **1992:** Was traded from Montreal to Cincinnati during the winter meetings ... appeared in 135 games for the Reds, including 98 starts (76 in center field, 17 at first base, three in left field and two in right) ... started and made his first career appearance at first base on 4/17 at San Francisco ... set a career high with 20 doubles ... collected his 100th career stolen base on 5/22 at Philadelphia. **1991:** Hit a career-high .295 for the Expos ... batted .351 in July, .347 in August and .317 in September/October ... started at least 16 games at each outfield position (48 in right, 30 in center and 16 in left) ... homered twice on 9/22 at Chicago ... tied a major-league record with two assists in one inning (12th) on 6/18 vs. Houston. **1990:** Hit a career-high 11 home runs with Montreal ... hit two homers and matched his career high with five RBI on 8/12 vs. Philadelphia ... pitched for the first time in his career on 7/20 at Houston (0.1 IP, two hits, two runs and was clocked at 87 mph). **1989:** Platooned in center field with Otis Nixon ... had a career-high 12-game hitting streak from 4/22-5/13 (.385, 15-39) ... suffered a broken left collarbone attempting to make a diving catch on 9/25. **1988:** Began season in center field for the Chicago Cubs ... had a career-high four hits and only career grand slam (off Floyd Youmans) on 4/8 at Montreal ... also had five RBI in the game ... started 27 of the first 28 games but was relegated to a platoon role after being traded to Montreal for Mitch Webster on 7/14. **1987:** Spent first full season in the majors and collected a career-high eight triples for the Cubs. **1986:** Was recalled from Class AAA Iowa on 6/14 and made his major-league debut on 6/15 ... collected his first hit on 6/23 off Philadelphia's Shane Rawley ... first career home run came off San Francisco's Mike Krukow on 7/19.

Monthly Bests

Avg.351
	7/91
HR	4
	6/90
RBI	15
	4/88

Minor League Highlights: Appeared in just 321 career minor-league games, hitting .296 (332-1,120) with 110 stolen bases. **1986:** Appeared in 83 games at Class AAA Iowa, his first experience above the Class A level. **1985:** Led the Carolina League in hitting (.342) and slugging percentage (.438) at Class A Winston-Salem. **1984:** Was limited to just 12 games at Class A Quad Cities because of hamstring and knee injuries. **1983:** Split first professional season between Class A Quad Cities and Class A Geneva ... was drafted by the Cubs in the secondary phase of the January free agent draft.

Miscellaneous/Personal: Married Lisa Wood ... has two children: David Joshua (12/15/88) and Jagger Lee (12/25/92) ... graduated from Lake Howell High School in Maitland, Fla. ... attended Valencia (Fla.) Community College ... donated 25 lower reserved tickets to a number of underprivileged families for one game each homestand with the Giants in 1994 and will continue the program with the White Sox.

YEAR	CLUB	AVG	G	AB	R	H	TB	2B	3B	HR	RBI	SH	SF	HB	BB	SO	SB	CS	E
1983	Quad Cities	.244	44	119	17	29	39	6	2	0	10	0	2	1	26	30	10	8	1
	Geneva	.261	64	241	35	63	97	15	2	5	33	6	1	2	40	52	16	6	8
1984	Quad Cities	.220	12	41	6	9	15	2	2	0	5	1	0	0	9	13	3	4	1
1985	Winston-Salem	.342	115	386	52	132	169	14	4	5	54	1	2	3	62	35	38	14	7
1986	Iowa	.289	83	318	52	92	128	11	5	5	32	4	3	1	36	34	42	5	2
	CHICAGO (NL)	.139	53	108	13	15	21	1	1	1	7	0	1	1	6	22	4	2	1
1987	CHICAGO (NL)	.292	142	459	70	134	192	18	8	8	36	1	1	2	57	96	18	8	6
1988	CHICAGO (NL)	.254	75	256	27	34	89	10	1	4	34	0	4	2	21	5	7	3	5
	MONTREAL	.257	63	191	24	12	68	3	5	2	12	2	1	0	17	3	16	6	1
1989	MONTREAL	.274	126	361	41	99	136	16	7	3	27	7	1	0	27	57	23	4	7
1990	MONTREAL	.279	118	391	60	109	165	13	5	11	39	3	2	1	24	48	13	11	3
1991	MONTREAL	.295	124	396	47	117	166	18	5	7	42	5	3	3	29	54	16	7	4
1992	CINCINNATI	.254	135	393	47	100	139	20	5	3	31	6	4	0	42	54	12	8	2
1993	SAN FRANCISCO	.241	91	241	28	58	87	12	1	5	27	0	0	0	27	30	6	3	1
	Phoenix	.467	3	15	4	7	7	0	0	0	2	0	0	0	1	1	1	0	0
1994	SAN FRANCISCO	.247	97	235	23	58	85	9	3	4	27	2	0	2	21	22	3	4	3
MINOR TOTALS		.295	321	1120	166	332	448	48	15	15	136	12	8	7	174	165	110	37	19
M.L. TOTALS		.265	1024	3031	380	804	1150	120	41	48	282	26	17	11	282	486	116	56	33

*Led League

- Selected by Texas in the 40th round of free agent draft (6/82).
- Selected by Chicago-NL in the secondary phase of free agent draft (1/83).
- On Class A Quad Cities disabled list (4/27/84-remainder of season).
- Traded by Chicago-NL to Montreal for Mitch Webster (7/14/88).
- Traded by Montreal with Scott Ruskín and Willie Greene to Cincinnati for John Wetteland and Bill Risley (12/11/91).
- Granted free agency (10/92).
- Signed by San Francisco as a free agent (12/9/92).
- On San Francisco disabled list with a strained left hamstring (4/30-6/4/93); included rehabilitation assignment to Class AAA Phoenix (6/1-4/93).
- Signed by the White Sox as a free agent (4/4/95).

MARTINEZ'S STATISTICAL BREAKDOWN

CLUB	1994						CAREER					
	AVG	G	AB	H	HR	RBI	AVG	G	AB	H	HR	RBI
Home	.200	49	125	25	1	13	.250	459	1490	373	22	121
Road	.300	48	110	33	3	14	.280	585	1541	431	26	181
Day	.195	50	113	22	1	12	.249	422	1279	318	26	124
Night	.295	47	122	36	3	15	.277	602	1752	486	22	158
Left	.250	22	28	7	0	0	.238	—	395	94	4	35
Right	.246	90	207	51	4	27	.267	—	2656	710	44	247
Grass	.213	74	183	39	2	23	.276	537	1306	361	24	124
Turf	.365	23	52	19	2	4	.257	487	1725	443	24	158
1st Half	.241	72	170	41	3	20	.262	560	1620	425	25	167
2nd Half	.262	25	65	17	1	7	.269	464	1411	379	23	115
April	.185	15	27	5	0	3	.222	125	369	82	3	40
May	.174	24	46	8	0	4	.248	158	407	101	2	42
June	.324	24	71	23	2	10	.294	202	617	181	15	68
July	.279	25	68	19	2	9	.275	194	575	158	13	39
August	.130	9	23	3	0	1	.267	174	565	151	9	52
Sept-Oct	—	—	—	—	—	—	.263	171	502	132	6	41
As a PH	.320	27	25	8	0	5	.242	136	120	29	1	13
As a DH	—	—	—	—	—	—	—	—	—	—	—	—

Martinez's Career Bests

Game	Season
Hits — 4 (six times, last 7/11/93 at Phi.)	134 (1987)
HR — 2 (five times, last 6/16/93 at Cin.)	11 (1990)
GS — 1 (4/8/88 at Mon.)	1 (1988)
RBI — 5 (8/12/90 vs. Phi.)	46 (1988)
SB — 2 (four times, last 7/21/89, vs. Cin.)	23 (1988, 1989)
Hitting Streak — 12 (4/22-5/13/89)	

KIRK McCASKILL

15



Given Name: Kirk Edward McCaskill
Position: Pitcher
Bats: Right **Throws:** Right
Height: 6-1 **Weight:** 205
Opening Day Age: 34
Born: April 9, 1961, Kapuskasing, Ont., Canada
Resides: Corona del Mar, Calif.
First Pro Contract: California Angels, selected in the fourth round, June 1982 free agent draft.
Sox Acquisition: Signed as a free agent, December 28, 1991.
Major League Service: Nine years, 118 days.
Contract Status: Signed through 1996.

1994: Appeared in a career-high 40 games in relief ... ranked second on the club with eight holds and three saves in six opportunities ... 24 of 40 appearances came with the White Sox ahead ... struck out a career-high six in relief on 7/8 at Milwaukee ... tossed a season-high 5.0 IP on 7/18 vs. Detroit ... put together scoreless streaks of 20.1 IP (4/19-5/21) and 14.0 IP (7/5-27) ... streak of 23 consecutive hitters retired ended when Detroit's Alan Trammell singled on 7/18 ... it was the longest streak by a Sox pitcher since Jack McDowell retired 26 straight batters from 6/4-9/91 ... he retired 19 consecutive batters in another stretch from 4/19-27 ... streak of 15.0 consecutive IP without issuing a walk ended on 7/25 at Kansas City ... ERA was as low as 1.93 on 5/18 and was 2.57 at the All-Star Break ... owned a 2.93 ERA (15 ER/46.0 IP) over his last 35 games ... left-handers hit just .221 (17-77), which tied for ninth in the American League ... first batters faced hit .229 (8-35) ... struck out at least one batter in seven consecutive appearances from 4/19-5/7 (11 SO).

Major League Highlights: Ranks sixth on California's all-time list with 78 victories, seventh in IP (1221.0), ninth in strikeouts (714) and is tied for fifth in starts (189) and tied for seventh in shutouts (11) ... career ERA in relief is 3.37 (46 ER/122.2 IP) ... owns a 24-14 lifetime mark in day games with a 3.68 ERA (151 ER/369.0 IP) ... has recorded 253 strikeouts while walking 129 in the daytime. **1993:** Posted his second save of the season on 9/27 vs. Seattle as the White Sox clinched the American League West ... earned his first career save in 252 games on 9/20 at California ... owned a 1.74 ERA (6 ER/31.0 IP) over his last 13 relief appearances ... absorbed his first relief loss in extra innings on 9/30 vs. Seattle ... had 15.1 IP scoreless streak stopped on 9/26-1 vs. Texas ... made his 16th relief appearance for the White Sox, 19th of his career, on 9/30 vs. Seattle ... relief ERA was 3.05 (21 ER/62.0 IP) ... threw 5.2 IP, his longest scoreless relief outing, on 9/12 vs. Detroit ... it was also his longest career relief appearance ... moved to the bullpen after coming off the disabled list on 6/30 ... started and won games on 8/3 at Texas and 8/29 vs. Minnesota ... posted a 4-7 mark with a 5.60 ERA (45 ER/72.1 IP) in 14 starts ... posted a 2.78 ERA (7 ER/22.2 IP) in seven day games. **1992:** Topped 200.0 IP for the first time since 1989 and third time in his career ... held opposition to a .242 batting average, which tied for 10th in the AL ... right-handers batted only .209 ... strikeout total of 109 is the second-best total of career (behind 202 in 1986) ... surrendered only 11 home runs in 209 IP (1:19.0 IP) ... Sox were 18-16 in his starts ... earned 2-1 victory on 6/26 at New York, matching season bests for strikeouts (six), walks (none) and IP (8.0) ... was 2-1 with a 2.30 ERA (11 ER/43.0 IP) over six May starts ... May ERA was fifth lowest in AL and his lowest monthly figure since June 1990 (1.78) ... did not allow a hit in first 6.2 IP on 5/13 at Milwaukee ... combined with Bobby Thigpen on two-hitter in 1-0 Sox win ... won on 4/9 at California vs. his former team ... victory came on his 31st birthday. **1991:** Reached double figures for the fifth time in seven seasons with 10 wins ... longest winning streak was four (5/19-6/5) ... struck out season-high eight on 6/30 vs. Texas ... was 6-5 with a 3.44 ERA through 6/5 (11 starts) before losing eight of next nine decisions ... pitched into the seventh inning or later 14 times ... twice tossed three-hit 8.0-inning scoreless starts (7/15 vs. Baltimore and 8/24 vs. Boston) ... was 7-10 with a 4.13 ERA in the first half ... Angels scored 35 runs in his major-league leading 19 losses and were shut out four times ... while he was on the mound, Angels scored just 17 runs and failed to score eight times ... in 14 of the 19 setbacks, Angels were limited to two runs or less. **1990:** Ranked 10th in the AL with a 3.25 ERA ... Angels scored just nine runs in his 11 losses ... became the first pitcher in major league history to surrender back-to-back home runs to a father/son combination (Ken Griffey, Sr. and Ken Griffey, Jr.) ... recorded 600th career strikeout against Toronto's Manny Lee on 7/12 ... worked into the seventh inning or later 13 times ... California was 15-14 in games he started ... following start on 6/9, tests revealed a spur in his elbow ... McCaskill bypassed surgery to finish the season ... on 10/4, Dr. Lewis Yocum, the Angels' orthopedic surgeon, performed surgery on elbow to remove "loose pieces" and trim spurring in the elbow. **1989:** Reached the 200.0-IP level for the second time in his career with 212.0 ... tied Bret Saberhagen for second in the AL in shutouts with four ... tossed second career one-hitter on

Monthly Bests

Wins	4
5 times, last 8/89	
ERA	0.74
4/89	
SO	40
6/86	

4/28 vs. Toronto ... lone hit was a pinch-double by Nelson Liriano to open ninth inning ... career-best 2.93 ERA ... held opponents to two runs or less 16 times in 32 starts ... had streak of 88.0 consecutive IP without a home run broken on 5/4 by Junior Felix. **1988:** Started 23 games prior to 8/18 before going on the disabled list (retroactive to 8/9) with radial nerve irritation in the right arm ... injury was not related to bones spur in right elbow that cut short 1987 season ... won six straight from 6/16-7/25. **1987:** Tossed just 21.0 IP before being sidelined with bone chips in right elbow ... prior to being disabled, hurled shutout at Seattle on 4/15 ... left game on 4/20 after experiencing discomfort in right elbow ... placed on 21-day disabled list four days later and underwent surgery by Dr. Yocum on 4/27 ... reactivated on 7/11 and made first appearance the same day in relief ... followed relief stint with 10 starts, going 2-6 with a 6.88 ERA ... made final start and outing on 9/4 at New York and was removed after 3.0 IP with discomfort in right shoulder. **1986:** Posted 17-10 record in his sophomore season ... threw two two-hitters and a one-hitter during season ... allowed just one hit (a third-inning home run by Steve Buechele) on 6/25 at Texas ... struck out nine or more 10 times and fanned nine batters in three consecutive starts (5/14-25). **1985:** Opened season with Edmonton before being recalled on 4/30 ... made major-league debut on 5/1 vs. Toronto, losing 6-3 ... registered first major-league win on 6/10 vs. Texas with complete game.

Minor League Highlights: **1984:** Fired minor-league high 143.0 IP at Class AAA Edmonton, finishing with a 7-11 mark ... tied for second on the staff with 22 starts and struck out team-high 75 as the Trappers captured the Pacific Coast League title. **1983:** Was 6-5 with a 2.33 ERA and 100 strikeouts in 108.0 IP for Class A Redwood prior to assignment with Class AA Nashua. **1982:** Helped Rookie Salem to Northwest League Championship.

Miscellaneous/Personal: Married to Dana Metzger ... has son Riley (5/16/90) ... was an All-America hockey player at the University of Vermont, where he made the dean's list while studying sociology ... captain of the Vermont hockey team ... was first collegian chosen in the National Hockey League's 1981 draft by the Winnipeg Jets (fourth round) ... was runner-up for the Hobey Baker Award (Heisman Trophy of college hockey) in 1981 ... son of former pro hockey player Ted McCaskill ... initially signed contract with California but also signed four-year pact with the Jets ... gave up professional hockey in the spring of 1984.

YEAR	CLUB	W-L	PCT.	ERA	G	GS	CG	SHO	SV	IP	H	R	ER	HR	HB	BB-I	SO	WP	BK
1982	Salem	5-5	.500	4.27	11	11	1	0	0	71.1	63	43	34	6	5	53-1	87	6	0
1983	Nashua	4-8	.333	4.45	13	13	3	0	0	87.0	90	47	43	8	3	43-3	63	5	2
	Redwood	6-5	.545	2.33	16	15	4	0	0	108.0	78	39	28	5	2	60-1	100	3	0
1984	Edmonton	7-11	.389	5.73	24	22	2	0	0	143.0	162	104	91	19	1	74-1	75	1	3
1985	Edmonton	1-1	.500	2.04	3	3	0	0	0	17.2	17	7	4	1	0	6-2	18	0	0
	CALIFORNIA	12-12	.500	4.70	30	29	6	1	0	189.2	189	105	99	23	4	64-1	102	5	0
1986	CALIFORNIA	17-10	.630	3.36	34	33	10	2	0	246.1	207	98	92	19	5	92-1	202	10	2
1987	Palm Springs	2-0	1.000	0.00	2	2	0	0	0	10.0	4	1	0	0	0	3-0	7	0	0
	Edmonton	1-0	1.000	3.00	1	1	0	0	0	6.0	3	2	2	0	0	4-0	4	0	0
	CALIFORNIA	4-6	.400	5.67	14	13	1	1	0	74.2	84	52	47	14	2	34-0	58	1	0
1988	CALIFORNIA	8-6	.571	4.31	23	23	4	2	0	148.1	155	78	70	9	1	81-3	98	13	2
1989	CALIFORNIA	15-10	.600	2.93	32	32	6	4	0	212.0	202	73	69	16	3	59-1	107	7	2
1990	CALIFORNIA	12-11	.522	3.25	29	29	2	1	0	174.1	161	77	63	9	2	72-1	70	6	1
1991	CALIFORNIA	10-19	.345	4.26	30	30	1	0	0	177.2	193	93	84	19	3	66-1	71	6	0
1992	WHITE SOX	12-13	.480	4.18	34	34	0	0	0	209.0	193	116	97	11	6	85-5	109	6	2
1993	WHITE SOX	4-8	.333	5.23	30	14	0	0	2	113.2	144	71	66	12	1	36-6	65	6	0
	South Bend	1-0	1.000	1.50	1	1	0	0	0	6.0	3	2	1	0	0	3-0	5	0	0
1994	WHITE SOX	1-4	.200	3.42	40	0	0	0	3	52.2	51	22	20	6	0	22-4	37	1	0
MINOR TOTALS		27-30	.474	4.07	71	68	10	0	0	449.0	420	245	203	39	11	246-8	359	15	5
A.L. TOTALS		95-99	.490	3.99	296	237	30	11	5	1596.2	1579	785	707	138	27	601-23	925	61	9
M.L. TOTALS		95-99	.490	3.99	296	237	30	11	5	1596.2	1579	785	707	138	27	601-23	925	61	9

*Led League

- Selected by California in fourth round of free agent draft (6/7/82).
- On suspended list (8/30/83); then transferred to disqualified list (9/26/83-4/25/84).
- On California disabled list (4/24-7/11/87); included rehabilitation assignment to Class A Palm Springs (6/24-7/2/87) and Class AAA Edmonton (7/3-8/87).
- On California disabled list (8/9/88-remainder of season).
- Granted free agency (10/30/91).
- Signed by the White Sox as a free agent (12/29/91).
- On White Sox disabled list (6/15-30/93); included rehabilitation assignment to Class A South Bend (6/25/93).

LEAGUE CHAMPIONSHIP SERIES RECORD

YEAR	CLUB	W-L	PCT	ERA	G	GS	CG	SHO	SV	IP	H	R	ER	HR	HB	BB-I	SO	WP	BK
1986	Cal. vs. Bos.	0-2	.000	7.72	2	2	0	0	0	9.1	16	13	8	0	0	5-0	7	0	0
1993	SOX vs. Tor.	0-0	.000	0.00	3	0	0	0	0	3.2	3	0	0	0	0	1-0	3	0	0
TOTALS		0-2	.000	5.54	5	2	0	0	0	13.0	19	8	6	0	0	6-0	10	0	0

McCASKILL'S STATISTICAL BREAKDOWN

PLAYERS

CLUB	1994						CAREER					
	ERA	W-L	SV	IP	ER	SO	ERA	W-L	SV	IP	ER	SO
Baltimore	7.71	0-0	0	2.1	2	1	4.41	6-6	0	136.2	67	71
Boston	9.82	0-0	0	3.2	4	3	3.64	8-9	0	128.2	52	65
California	4.91	0-1	0	3.2	2	2	4.43	1-1	1	22.1	11	14
Cleveland	0.00	0-0	0	4.0	0	1	3.15	10-4	0	131.1	46	78
Detroit	0.00	1-0	1	12.2	0	12	3.58	6-5	1	118.0	47	67
Kansas City	4.76	0-1	0	5.2	3	4	5.26	4-9	0	92.1	54	50
Milwaukee	0.00	0-0	1	5.2	0	7	4.50	6-8	1	102.0	51	67
Minnesota	10.80	0-1	0	1.2	2	0	3.20	11-5	0	121.0	43	85
New York	0.00	0-0	0	1.0	0	2	5.07	4-9	0	88.2	50	54
Oakland	3.86	0-0	1	2.1	1	2	4.14	8-9	1	139.0	64	94
Seattle	0.00	0-0	0	3.2	0	1	4.75	7-11	1	149.2	79	72
Texas	13.50	0-1	0	3.1	5	0	2.73	10-8	0	142.0	43	104
Toronto	3.00	0-0	0	3.0	1	2	3.71	8-8	0	138.1	57	81
1994 Totals/Lifetime	3.42	1-4	3	52.2	20	37	3.99	95-99	5	1596.1	707	925
Home	2.01	1-1	1	22.1	5	17	3.57	49-42	2	806.0	320	471
Road	4.45	0-3	2	30.1	15	20	4.41	46-57	3	790.1	387	454
Day	7.00	0-0	1	9.0	7	8	3.68	24-14	1	369.0	151	253
Night	2.68	1-4	2	43.2	13	29	4.08	71-85	4	1227.1	556	672
Grass	2.93	1-2	3	46.0	15	34	3.93	81-84	5	1371.0	598	807
Turf	6.75	0-2	0	6.2	5	3	4.35	14-15	0	225.1	109	118
1st Half	2.57	0-2	3	42.0	12	32	3.79	50-50	3	839.2	354	506
2nd Half	3.37	1-2	0	10.2	8	5	4.20	45-49	2	756.2	353	419
April	2.65	0-0	1	17.0	5	14	3.13	16-13	1	239.0	83	137
May	2.89	0-0	1	9.1	3	8	3.99	11-14	1	259.2	115	160
June	4.00	0-2	0	9.0	4	2	3.96	17-20	0	261.2	115	171
July	1.17	1-1	1	15.1	2	13	4.24	18-17	1	292.2	138	143
August	27.00	0-1	0	2.0	6	0	4.28	21-17	0	304.2	145	159
Sept-Oct	—	—	—	—	—	—	4.19	12-18	2	238.2	111	155
As a Starter	—	—	—	—	—	—	4.04	94-94	0	1473.2	661	858
In Relief	3.42	1-4	3	52.2	20	37	3.37	1-5	5	122.2	46	67

McCASKILL'S CAREER BY PARK

CLUB	1994						CAREER					
	ERA	W-L	SV	IP	ER	SO	ERA	W-L	SV	IP	ER	SO
Baltimore	0.00	0-0	0	1.2	0	1	7.43	0-0	0	13.1	11	4
Boston	1.62	0-0	0	1.2	3	0	4.60	3-7	0	58.2	30	24
California	5.39	0-0	0	1.2	1	2	3.63	28-23	1	407.0	164	223
Chicago	2.01	1-1	1	22.1	5	17	3.42	10-10	2	205.0	79	116
Cleveland	0.00	0-0	0	4.0	0	1	0.00	0-0	0	4.0	0	1
Detroit	0.00	0-0	0	4.1	0	4	2.61	1-3	0	38.0	11	20
Kansas City	6.95	0-1	0	2.1	2	0	5.09	2-3	0	35.1	20	18
Milwaukee	0.00	0-0	1	5.2	0	7	5.00	1-4	1	36.0	20	28
Minnesota	26.87	0-1	0	0.2	2	0	3.86	4-2	0	42.0	18	25
New York	—	—	—	—	—	—	5.14	2-3	0	28.0	16	15
Oakland	6.77	0-0	1	1.1	1	2	4.47	1-4	1	44.1	22	18
Seattle	0.00	0-0	0	1.2	0	1	4.98	4-6	0	65.0	36	30
Texas	13.50	0-1	0	3.1	5	0	13.50	0-1	0	3.1	5	0
Toronto	4.50	0-0	0	2.0	1	2	3.62	1-2	0	27.1	11	13

*Includes totals vs. White Sox

McCaskill's Career Bests

Game	Season
SO, Starter — 12 (twice, last 7/23/86 vs. Mil., 10.0 IP)	Wins — 17 (1986)
SO, Reliever — 6 (7/8/94 at Mil., 3.2 IP)	ERA, Starter — 2.93 (1989)
Low BB, Starter — 0 (twice, last 8/23/90 at Bos., 9.0 IP)	IP, Starter — 246.1 (1986)
Low BB, Reliever — 0 (7/18/94 vs. Det., 5.0 IP)	SO — 202 (1986)
Low Hits, Starter — 1 (twice, last 4/28/89 at Tex., 9.0 IP)	Win Streak — 6 (twice, last 6/18-8/8/88)
Low Hits, Reliever — 1 (7/18/94 vs. Det., 5.0 IP)	
IP, Starter — 10.0 (7/23/86 vs. Mil.)	
IP, Reliever — 5.2 (9/12/93 vs. Det.)	
CG — 30 (last 6/18/91 at Bos.)	
SHO — 11 (last 8/28/90 vs. Tex.)	

WARREN NEWSON

24



Given Name: Warren D. Newson

Position: Outfielder

Bats: Left

Throws: Left

Height: 5-7

Weight: 202

Opening Day Age: 30

Born: July 3, 1964, Newnan, Ga.

Resides: Newnan, Ga.

First Pro Contract: San Diego Padres, selected in fourth round, January 1986 free agent draft.

Sox Acquisition: Obtained from the San Diego Padres with infielders Joey Cora and Kevin Garner in exchange for pitchers Adam Peterson and Steve Rosenberg, March 31, 1991.

Major League Service: Two years, 127 days.

Contract Status: Signed through 1995.

1994: Ranked first among American League pinch hitters with four extra-base hits (all doubles) and tied for second in at-bats (25) and hits (seven) ... hit .344 (11-32) in July when he started nine games in right field ... started 24 games on the season (22 in right field, one in left field and one as designated hitter) ... appeared in 63 games, 35 as a pinch hitter ... hit second home run in start on 6/14 vs. Oakland ... laid down first career sacrifice hit (in 175 games) on 6/30 vs. Kansas City ... last sacrifice was in 1990 with Class AAA Las Vegas.

Major League Highlights: Needs one pinch hit to tie Ron Northey and Pete Ward for ninth on the all-time Sox list with 24 ... is 23-73 (.315) with 11 RBI lifetime as a pinch hitter ... has walked 20 times and struck out 22 times as a pinch hitter over his career. **1993:** Led the team with 14 appearances as a pinch hitter ... drove in the winning run with ninth-inning, pinch-hit single on 9/24 vs. Texas ... 12 of last 15 appearances were as a pinch hitter ... homered on 9/28 vs. Seattle as right fielder ... started at designated hitter seven times ... was 4-19 (.211) in those games ... drove in a run and scored with a pinch-hit single on 8/13 vs. Kansas City ... recalled from Class AAA Nashville on 8/12 ... batted .341 (60-176) with four home runs and 21 RBI in 61 games for the Sounds ... missed the beginning of the season to be with his wife, Tina, who was recovering from a serious automobile accident on 4/7 ... after spending the summer in rehabilitation, Tina watched a game in person for the first time as Newson homered in Game 6 of the ALCS. **1992:** Began season on Opening Day roster ... optioned to Class AAA Vancouver on 8/6 ... before option was hitting .203 (24-118) with one home run and nine RBI in 52 games (34 starts) ... recorded game-winning RBI on 5/6 vs. Boston ... with Canadians hit .254 (15-59) over 19 games ... recalled on 9/1 from Vancouver when rosters expanded ... played for the first time since recall on 9/10 vs. Detroit as late-inning replacement in left field ... had two-run double and saved home run with catch on 9/25 vs. California ... walked four times on 9/23 vs. Oakland, setting club season high ... batting average reached high of .333 on 5/15 and dipped to season-low .205 on 7/28 ... after rejoining club in September, batted .333 (6-18) with five runs scored. **1991:** Started 36 games (25 in right field and 11 in left field) and appeared in 71 contests after being promoted from Vancouver on 5/28 ... started 12 games in August and hit three home runs ... batted .340 (16-47) in day games and .304 (38-125) vs. right-handers ... registered first major league home run and notched career highs of four RBI and four walks on 7/14 at Milwaukee ... had eight hits in 22 pinch-hit at-bats (.364) with five RBI ... hit game-winning, two-run double off Dennis Eckersley as a pinch hitter on 9/10 at Oakland.

Monthly Bests

Avg.344
7/94

HR 3
8/91

RBI 12
7/91

Minor League Highlights: Has a lifetime batting average of .307 (653-2,130) with 74 home runs, 359 RBI and 515 walks. **1993:** In his last 18 games at Nashville (after 7/19), he hit .411 (23-56) with two home runs (including a grand slam on 8/8), 13 RBI and 14 runs scored. **1991:** Batted .369 with 30 walks in 33 games at Vancouver before promotion to White Sox on 5/28. **1990:** Batted .304 with 13 home runs and 58 RBI at Class AAA Las Vegas of the Pacific Coast League ... collected 20 doubles, 13 stolen bases and led Stars with 83 walks. **1989:** Led the Texas League with 103 walks while at Class AA Wichita ... batted .304 with 18 home runs, 70 RBI and 20 stolen bases. **1988:** Posted career bests in home runs (22), RBI (91), walks (107) and stolen bases (36) at Class A Riverside. **1987:** Split time between Class A Charleston and Reno ... had .329 batting average overall with 13 home runs 60 RBI. **1986:** Made professional debut with Class A Spokane of the Northwest League.

Miscellaneous/Personal: Married Tina Collier ... has two children: Cameron (10/19/91) and daughter Quadri Denise (4/7/93) ... played baseball at Middle Georgia Junior College ... was named Junior College Player of the Year in Georgia ... played in one football game at the University of Georgia in his freshman year before transferring ... was an All-State running back at Newnan (Ga.) High School.

PLAYERS

YEAR	CLUB	AVG	G	AB	R	H	TB	2B	3B	HR	RBI	SH	SF	HB	BB	SO	SB	CS	E
1986	Spokane	.233	54	159	29	37	53	8	1	2	31	1	1	0	47	37	3	1	3
1987	Charleston	.346	58	191	50	66	103	12	2	7	32	2	1	0	52	35	13	7	2
	Reno	.309	51	165	44	51	116	7	2	6	28	2	1	0	39	34	2	6	8
1988	Riverside	.297	130	438	96	130	233	23	7	22	91	0	3	0	107	102	36	19	11
1989	Wichita	.304	128	427	94	130	216	20	6	18	70	1	5	0	103	99	20	9	5
1990	Las Vegas	.304	123	404	80	123	188	20	3	13	58	1	4	0	83	110	13	5	10
1991	Vancouver	.369	33	111	19	41	61	12	1	2	19	0	2	0	30	26	5	4	0
	WHITE SOX	.295	71	132	20	39	56	5	0	4	25	0	0	0	28	34	2	2	2
1992	WHITE SOX	.221	63	136	19	30	36	3	0	1	11	0	0	0	37	38	3	0	0
	Vancouver	.254	19	59	7	15	15	0	0	0	9	0	0	1	16	21	3	2	1
1993	Nashville	.341	61	176	40	60	84	8	2	4	21	0	3	1	38	38	5	2	1
	WHITE SOX	.300	26	40	9	12	18	0	0	2	8	0	0	0	9	12	0	0	0
1994	WHITE SOX	.255	63	102	16	26	37	5	0	2	7	2	0	0	14	23	1	0	1
MINOR TOTALS		.307	657	2130	461	653	1069	110	24	74	359	7	20	2	515	502	100	55	41
A.L. TOTALS		.261	223	410	64	107	147	13	0	9	49	2	0	0	88	107	6	2	3
M.L. TOTALS		.261	223	410	64	107	147	13	0	9	49	2	0	0	88	107	6	2	3

* Led League

— Selected by San Diego in fourth round of free agent draft (1/14/85).

— On Class AAA Las Vegas disabled list (8/22-9/1/90).

— Traded by San Diego with Joey Cora and Kevin Garner to the White Sox for Adam Peterson and Steve Rosenberg (3/31/91).

— On Class AAA Nashville disabled list (4/29-5/22/93).

LEAGUE CHAMPIONSHIP SERIES RECORD

YEAR	CLUB	AVG	G	AB	R	H	TB	2B	3B	HR	RBI	SH	SF	HB	BB	SO	SB	CS	E
1993	SOX vs. Tor.	.200	2	5	1	1	4	0	0	1	1	0	0	0	0	1	0	0	0

NEWSON'S STATISTICAL BREAKDOWN

CLUB	1994							CAREER					
	AVG	G	AB	H	HR	RBI	AVG	G	AB	H	HR	RBI	
Baltimore	.167	4	6	1	0	0	.258	15	31	8	1	1	
Boston	.000	3	3	0	0	0	.212	16	33	7	0	4	
California	.111	7	9	1	0	0	.154	17	26	4	0	3	
Cleveland	.333	9	18	6	0	0	.261	22	46	12	0	1	
Detroit	.429	5	7	3	0	1	.179	18	28	6	1	4	
Kansas City	.400	8	15	6	0	0	.364	19	33	12	0	2	
Milwaukee	.143	5	7	1	0	0	.151	19	41	8	1	9	
Minnesota	.222	3	9	2	1	1	.341	21	44	15	2	7	
New York	.000	2	1	0	0	0	.200	12	20	4	1	2	
Oakland	.100	4	10	1	1	1	.273	18	33	9	2	5	
Seattle	.429	5	7	3	0	3	.316	22	38	12	1	6	
Texas	.286	4	7	2	0	1	.385	17	26	10	0	3	
Toronto	.000	4	3	0	0	0	.000	7	11	0	0	0	
1994 Totals/Lifetime	.255	63	102	26	2	7	.261	223	410	107	9	49	
Home	.240	31	50	12	2	5	.246	112	207	51	6	29	
Road	.269	32	52	14	0	2	.276	111	203	56	3	20	
Day	.194	20	36	7	0	1	.255	89	137	35	3	20	
Night	.288	43	66	19	2	6	.264	154	273	72	6	29	
Left	.400	—	5	2	0	0	.316	—	19	6	0	0	
Right	.247	—	97	24	2	7	.258	—	391	101	9	49	
Grass	.261	55	88	23	2	7	.261	191	353	92	9	46	
Turf	.214	8	14	3	0	0	.263	32	57	15	0	3	
1st Half	.209	45	67	14	2	4	.241	109	195	47	3	19	
2nd Half	.343	18	35	12	0	3	.279	114	215	60	6	30	
April	.154	12	13	2	0	0	.200	17	20	4	0	1	
May	.286	14	21	6	1	2	.224	28	49	11	1	5	
June	.172	15	29	5	1	1	.350	47	100	25	2	9	
July	.344	17	32	11	0	3	.250	51	104	26	1	16	
August	.286	5	7	2	0	1	.294	34	68	20	4	7	
Sept-Oct	—	—	—	—	—	—	.304	46	89	21	1	11	
As a PH	.280	35	25	7	0	2	.315	95	73	23	0	11	
As a DH	.000	3	4	0	0	0	.243	20	37	9	1	4	

NEWSON'S CAREER BY PARK

CLUB	1994						CAREER					
	AVG	G	AB	H	HR	RBI	AVG	G	AB	H	HR	RBI
Baltimore	.500	1	2	1	0	0	.333	4	9	3	0	0
Boston	.000	2	2	0	0	0	.400	9	15	6	0	2
California	.000	4	5	0	0	0	.000	5	7	0	0	0
Chicago	.240	31	50	12	2	5	.246	112	207	51	6	29
Cleveland	.308	5	13	4	0	0	.308	5	13	4	0	0
Detroit	.500	4	6	3	0	1	.250	11	20	5	0	2
Kansas City	.429	4	7	3	0	0	.417	9	12	5	0	0
Milwaukee	.250	3	4	1	0	0	.222	8	18	4	1	5
Minnesota	.000	2	6	0	0	0	.211	9	19	4	0	2
New York	.000	1	0	0	0	0	.235	8	17	4	1	2
Oakland	.000	2	3	0	0	0	.222	7	9	2	0	2
Seattle	—	—	—	—	—	—	.273	11	22	6	0	1
Texas	.667	2	3	2	0	1	.867	2	3	2	0	1
Toronto	.000	2	1	0	0	0	.000	3	4	0	0	0

Newson's Career Bests

Game	Season
Hits — 3 (10/3/91, second game vs. Min.)	39 (1991)
HR — 1 (nine times, last 6/14/94 vs. Oak.)	4 (1991)
GS — None	None
RBI — 4 (7/14/91 at Mil.)	25 (1991)
SB — 1 (three times, last 6/30/94 vs. K.C.)	3 (1992)
Hitting Streak — 5 (twice, last 8/15-23/91)	

Final Winter League Statistics

PLAYER	AVG	G	AB	R	H	2B	3B	HR	RBI	BB	SO	SB	CS	SLG	OBP	TEAM
Durham, R.	.288	43	163	29	47	6	5	4	21	23	27	18	6	.460	.391	Arecibo, PR
Fryman, T.	.208	29	96	10	20	4	0	0	11	13	28	2	0	.250	.297	Scottsdale, AFL
Gonzalez, P.	.207	47	145	12	30	7	0	0	8	13	30	0	2	.255	.277	Navojoa, MEX
Guillen, O.	.219	7	32	2	7	1	1	0	4	0	5	1	0	.313	.219	LaGuaira, VEN
Hall, J.	.224	18	67	6	15	2	0	2	11	5	18	0	1	.343	.274	Oriente, VEN
Hurst, J.	.241	30	87	10	21	5	1	1	3	13	23	2	3	.356	.347	Honolulu, HAW
Jordan, M.	.252	35	123	24	31	4	1	0	8	16	34	6	4	.301	.343	Scottsdale, AFL
Machado, R.	.269	51	175	12	47	7	1	2	22	10	30	0	2	.354	.305	Cabimas, VEN
Martin, N.	.256	33	121	16	31	2	0	1	13	7	12	2	0	.298	.308	Estrellas, DOM
Mendoza, J.	.286	8	14	1	4	0	0	0	0	0	1	0	0	.286	.333	Oriente, VEN
Newson, W.	.270	40	122	21	33	4	0	5	19	42	34	1	2	.426	.457	Mexicali, MEX
Ordonez, M.	.269	60	223	19	60	6	1	1	19	20	31	4	3	.318	.328	Oriente, VEN
Ortiz, J.	.277	49	166	16	46	11	1	5	22	17	21	1	2	.446	.354	Santurce, PR
Polidor, W.	.290	33	100	11	29	6	0	0	6	3	9	2	1	.350	.311	Oriente, VEN
Rincones, W.	.000	1	1	0	0	0	0	0	0	0	1	0	0	.000	.000	Oriente, VEN
Robertson, M.	.278	57	194	33	54	10	3	5	25	29	33	2	1	.438	.372	Oriente, VEN
Saenz, O.	.252	44	159	14	40	10	0	1	25	20	33	0	2	.333	.331	Oriente, VEN
Snopek, C.	.303	40	145	26	44	10	1	5	26	12	22	0	0	.490	.356	Scottsdale, AFL
Tremie, C.	.246	23	69	5	17	3	0	1	12	7	7	0	0	.333	.316	Scottsdale, AFL
Wilson, C.	.296	34	125	15	37	9	2	0	18	11	14	0	1	.400	.348	Scottsdale, AFL

PITCHER	W-L	ERA	G	GS	CG	SHO	SV	IP	H	R	ER	HR	HB	BB	SO	TEAM
Andujar, L.	0-0	9.00	1	0	0	0	0	1.0	1	1	1	1	0	0	0	Escogido, DOM
Anez, M.	0-0	0.00	1	0	0	0	0	1.0	1	0	0	0	0	0	0	Oriente, VEN
Baldwin, J.	2-0	4.00	4	4	0	0	0	18.0	14	10	8	0	2	15	12	Oriente, VEN
Bertotti, M.	3-2	3.79	9	9	0	0	0	38.0	33	18	16	2	2	20	20	Scottsdale, AFL
Gomez, A.	3-2	3.19	16	2	0	0	1	31.0	24	12	11	0	1	19	18	Oriente, VEN
Hernandez, R.	3-0	0.82	27	0	0	0	15	33.0	13	3	3	0	0	2	37	Mayaguez, PR
Johnson, D.	0-0	0.84	8	0	0	0	3	10.2	11	2	1	0	1	4	10	Oriente, VEN
Karchner, M.	0-1	9.00	4	0	0	0	2	5.0	6	5	5	1	1	2	3	Oriente, VEN
Keyser, B.	4-8	3.06	14	14	4	1	0	103.0	96	39	35	2	3	34	47	Oriente, VEN
Levine, A.	4-5	4.04	14	14	1	0	0	82.1	84	38	37	2	8	32	65	Oriente, VEN
Marquez, I.	8-0	1.02	25	0	0	0	13	35.1	20	4	4	1	0	18	25	Mexicali, MEX
Olsen, S.	1-6	7.24	8	8	0	0	0	41.0	51	34	33	5	0	24	25	Oriente, VEN
Ruffcorn, S.	2-0	5.28	14	0	0	0	1	28.2	31	21	20	2	0	15	24	Scottsdale, AFL
Vierra, J.	1-2	1.98	20	0	0	0	7	36.1	23	9	8	2	0	12	35	Maui, HAW

SCOTT RADINSKY

31



Given Name: Scott David Radinsky
Position: Pitcher
Bats: Left **Throws:** Left
Height: 6-3 **Weight:** 204
Opening Day Age: 27
Born: March 3, 1968, Glendale, Calif.
Resides: Simi Valley, Calif.
First Pro Contract: White Sox.
Sox Acquisition: Selected in third round, June 1986 free agent draft.
Major League Service: Four years, 131 days.
Contract Status: Signed through 1995.

1994: Spent the 1994 season on the 60-day emergency disabled list after being diagnosed with Hodgkin's disease prior to spring training ... underwent chemotherapy and radiation treatments while at home in Southern California.

Major League Highlights: Has converted 31 of 48 (64.6 percent) save opportunities over his career and has posted 53 holds ... has stranded 170 of 237 (71.7 percent) inherited runners in his career ... averaged 68 appearances from 1990-93, the most by a Sox left-handed pitcher since Wilbur Wood averaged 73 from 1967-70 ... averaged less than 1.0 IP per appearance in two of the last four seasons, including 54.2 IP in 73 games in 1993. **1993:** Made a career-high 73 appearances ... earned bullpen-leading eighth win on 9/29 vs. Seattle with 2.0 scoreless IP ... was 6-2 with three saves and eight holds in his last 36 outings ... allowed just three earned runs over 38 appearances from 5/29-8/21 (1.17 ERA, 3 ER/23.0 IP) ... earned his fourth save on 8/14 vs. Kansas City ... first save on 4/29 was against the Brewers as he struck out three in a career-high 3.0 IP ... contributed 12th hold on 9/26-1 vs. Texas ... won second game on 5/9 vs. Cleveland ... suffered only blown save in the same contest as Glenallen Hill homered ... it was the first home run he had allowed since 7/17/92 (38.1 IP) and first to a right-handed hitter since 6/2/92 ... first batters faced hit .224 (15-67) ... 13 appearances came in the seventh inning, 37 in the eighth and 23 in the ninth inning or later ... stranded 30 of the last 34 inherited runners ... was 4-0 with one save and a 1.08 ERA (1 ER/8.1 IP) in July. **1992:** Recorded career-high 15 saves, including 11 of 15 opportunities (73.3 percent) in the second half ... led club and tied for seventh in American League with 68 appearances ... limited opponents to a .243 batting average and left-handers to a .182 clip ... posted a scoreless streak of 14.0 IP from 8/11-9/21 ... set career high with ninth save on 8/2 vs. Seattle ... saved consecutive games on 7/22 vs. Baltimore and 7/23 at Milwaukee ... was 15 of 23 (65.2 percent) in save situations ... registered club-high 16 holds ... 20 of 63 (31.7 percent) inherited runners scored. **1991:** Collected club-high 14 holds ... eight saves ranked second on staff ... led White Sox pitchers with more than 50.0 IP in ERA (2.02) and opponent batting average (.206) ... posted career-high 11.0-IP scoreless streak (5/25-6/14) ... finished season with a 1.26 ERA (4 ER/28.2 IP) over last 28 appearances (7/28-10/6) ... registered 10.0-IP scoreless streak (7/28-8/16) ... averaged only 2.90 walks per 9.0 IP, compared to 6.19 in 1990 ... did not allow a home run after 7/27 (29.1 IP) ... unscored upon in 53 of 67 appearances ... only 16 of 53 (30.2 percent) inherited runners scored ... earned six of eight saves at home. **1990:** Broke spring camp as one of White Sox two rookie pitchers ... was first pitcher since Dwight Gooden in 1984 to make big-league roster after spending previous season in Class A ball ... made major-league debut on Opening Day on 4/9 at Milwaukee ... earned first major-league win on 4/10 at Milwaukee, hurling 1.1 IP of one-hit ball ... yielded only one earned run over first 17 appearances ... posted 5-0 ledger with 2.12 ERA at All-Star Break ... finished with 6-1 record and four saves in 62 appearances ... allowed just 12 of 54 (22.2 percent) inherited runners to score ... struck out 46 in 52.1 IP ... opponents batted .241 against him ... left-handers batted .177 (11-62) with 20 strikeouts ... struck out career-high four on 5/24 at Baltimore ... entered game with no outs and two men on base ... fanned Brad Komminsk, Cal Ripken Jr. and Mickey Tettleton in succession to end the inning.

Monthly Bests

Wins	4	7/93
ERA	0.00	8/92
SO	15	5/92

Appearances By A Left-Handed Pitcher

Wilbur Wood set a major-league record for appearances by a left-hander when he pitched in 88 games for the White Sox in 1968.

Minor League Highlights: 1989: Established himself as stopper for Class A Midwest League Champion South Bend ... ranked second in league with 31 saves and third with 49 games finished ... finished 7-5 with a 1.75 ERA, third lowest on staff ... placed second in league with 97 Rolands Relief Man points ... that total was third in entire National Association ... totaled 61.2 IP, yielded 12 earned runs and allowed just one home run ... walked just 19 and struck out professional-high 83. **1988:** Shoulder problems slowed progress in 1988 ... appeared in five games, tallying 3.0 IP for Rookie Sarasota. **1987:** Split seasons between Class A Peninsula and Sarasota, finishing with an ERA of 2.31 in the Gulf Coast League ... made 18 starts between both leagues in 23 appearances. **1986:** Began career with Rookie Sarasota of the Gulf Coast League ... was 1-0 in seven starts ... recorded 27.0 IP and struck out 18.

Miscellaneous/Personal: Married Darlenys Cardenas ... played at the Hollywood Paladium with his band Ten Foot Pole ... the band recorded an album, "Rev" ... was signed by Duane Shaffer ... a 1986 graduate of Simi Valley (Calif.) High School, he coached there during the 1994 season while undergoing treatments ... also played in a Sunday baseball league in 1994 with the Simi Valley Pirates ... participated in baseball at the high school and American Legion level ... has played the drums with former teammate Jack McDowell's band, V.I.E.W. ... enjoys riding mountain bicycle in the off-season.

YEAR	CLUB	W-L	PCT	ERA	G	GS	CG	SHO	SV	IP	H	R	ER	HR	HB	BB-I	SO	WP	BK
1986	Sarasota (GCL)	1-0	1.000	3.38	7	7	0	0	0	27.0	24	20	10	0	0	17-0	18	2	1
1987	Peninsula	1-7	.125	5.77	12	8	0	0	0	39.0	43	30	25	2	3	32-0	37	3	1
	Sarasota (GCL)	3-3	.500	2.31	11	10	0	0	0	58.0	43	23	15	0	0	39-1	41	1	1
1988	Sarasota (GCL)	0-0	.000	5.40	5	0	0	0	0	3.0	2	2	2	0	0	4-0	7	1	2
1989	South Bend	7-5	.583	1.75	53	0	0	0	31	61.2	39	21	12	1	5	19-2	83	2	2
1990	WHITE SOX	6-1	.857	4.82	62	0	0	0	4	52.1	47	29	26	1	2	36-1	46	2	1
1991	WHITE SOX	5-5	.500	2.02	67	0	0	0	8	71.1	53	18	16	4	1	23-2	49	0	0
1992	WHITE SOX	3-7	.300	2.73	#66	0	0	0	15	59.1	54	21	18	3	2	34-5	48	3	0
1993	WHITE SOX	8-2	.800	4.28	73	0	0	0	4	54.2	61	33	26	3	1	19-3	44	0	4
1994	WHITE SOX	DID NOT PLAY DUE TO ILLNESS																	

MINOR TOTALS 12-15 .444 3.05 88 25 0 0 0 31 188.2 151 96 64 3 8 111-3 186 9 7

A.L. TOTALS 22-15 .595 3.33 270 0 0 0 0 31 237.2 215 101 88 11 6 112-11 187 5 5

M.L. TOTALS 22-15 .595 3.33 270 0 0 0 0 31 237.2 215 101 88 11 6 112-11 187 5 5

#Tied for League Lead

— Selected by the White Sox in third round of free agent draft (6/2/86).

— On White Sox disabled list with Hodgkin's disease (3/2/94-remainder of season).

LEAGUE CHAMPIONSHIP SERIES RECORD

YEAR	CLUB	W-L	PCT	ERA	G	GS	CG	SHO	SV	IP	H	R	ER	HR	HB	BB-I	SO	WP	BK
1993	SOX vs. Tor.	0-0	.000	10.80	4	0	0	0	0	1.2	3	4	2	1	0	1-0	1	0	0

RADINSKY'S STATISTICAL BREAKDOWN

CLUB	1994						CAREER					
	ERA	W-L	SV	IP	ER	SO	ERA	W-L	SV	IP	ER	SO
Baltimore	—	—	—	—	—	—	1.69	1-0	1	18.0	3	18
Boston	—	—	—	—	—	—	0.87	1-0	1	20.2	2	21
California	—	—	—	—	—	—	5.65	0-2	3	14.1	9	7
Cleveland	—	—	—	—	—	—	2.92	1-0	1	12.1	4	10
Detroit	—	—	—	—	—	—	2.66	1-1	3	20.1	6	22
Kansas City	—	—	—	—	—	—	1.44	1-1	6	25.0	4	18
Milwaukee	—	—	—	—	—	—	3.68	6-2	3	22.0	9	15
Minnesota	—	—	—	—	—	—	13.17	2-3	0	13.2	20	10
New York	—	—	—	—	—	—	4.10	3-5	4	26.1	12	18
Oakland	—	—	—	—	—	—	2.92	1-0	1	12.1	4	10
Seattle	—	—	—	—	—	—	4.30	2-1	5	23.0	11	15
Texas	—	—	—	—	—	—	0.92	1-0	3	19.2	2	12
Toronto	—	—	—	—	—	—	1.50	2-0	0	12.0	2	11
1994 Totals/Lifetime	—	—	—	—	—	—	3.33	22-15	31	237.2	88	187
Home	—	—	—	—	—	—	3.02	9-7	20	128.1	43	110
Road	—	—	—	—	—	—	3.70	13-8	11	109.1	45	77
Day	—	—	—	—	—	—	3.27	10-5	7	77.0	28	56
Night	—	—	—	—	—	—	3.36	12-10	24	160.2	60	131
Grass	—	—	—	—	—	—	2.98	18-11	28	199.1	65	166
Turf	—	—	—	—	—	—	5.17	4-4	3	36.1	22	21
1st Half	—	—	—	—	—	—	2.88	11-8	11	131.1	42	102
2nd Half	—	—	—	—	—	—	3.89	11-7	20	106.1	46	85
April	—	—	—	—	—	—	1.76	2-2	2	30.2	6	26
May	—	—	—	—	—	—	3.60	8-1	2	45.0	19	42
June	—	—	—	—	—	—	2.61	1-4	6	41.2	13	30
July	—	—	—	—	—	—	3.77	6-3	7	43.0	18	42
August	—	—	—	—	—	—	2.72	2-3	10	39.2	12	26
Sept-Oct	—	—	—	—	—	—	4.78	3-2	4	37.2	20	21
As a Starter	—	—	—	—	—	—	—	—	—	—	—	—
In Relief	—	—	—	—	—	—	3.33	22-15	31	237.2	88	187

RADINSKY'S CAREER BY PARK

CLUB	1994						CAREER					
	ERA	W-L	SV	IP	ER	SO	ERA	W-L	SV	IP	ER	SO
Baltimore	—	—	—	—	—	—	0.00	0-0	0	3.2	0	1
Boston	—	—	—	—	—	—	1.80	0-0	0	10.0	2	9
California	—	—	—	—	—	—	8.53	0-2	2	6.1	6	1
Chicago	—	—	—	—	—	—	2.64	7-6	17	102.1	30	87
Cleveland	—	—	—	—	—	—	—	—	—	—	—	—
Detroit	—	—	—	—	—	—	3.18	1-0	2	5.2	2	8
Kansas City	—	—	—	—	—	—	1.54	0-1	1	11.2	2	5
Milwaukee	—	—	—	—	—	—	1.59	4-0	2	11.1	2	9
Minnesota	—	—	—	—	—	—	13.50	1-2	0	8.2	13	8
New York	—	—	—	—	—	—	4.82	2-2	1	9.1	5	5
Oakland	—	—	—	—	—	—	1.23	1-0	1	7.1	1	5
Seattle	—	—	—	—	—	—	2.70	1-0	1	10.0	3	3
Texas	—	—	—	—	—	—	—	—	—	—	—	—
Toronto	—	—	—	—	—	—	1.04	2-0	0	8.2	1	5

Radinsky's Career Bests

Game	Season
SO, Reliever — 4 (5/24/90 at Bal., 2.1 IP)	Wins — 8 (1993)
Low BB, Reliever — 0 (4/29/93 vs. Mil., 3.0 IP)	ERA — 2.02 (1991)
Low Hits, Reliever — 0 (5/24/90 at Bal., 2.1 IP)	IP — 71.1 (1991)
IP, Reliever — 3.0 (4/29/93 vs. Mil.)	SO — 49 (1991)
	Win Streak — 6 (twice, last 5/5-7/30/93)

Radinsky With The White Sox

Year	Saves			Inherited Runners			First Batter		
	SV	OPP	PCT	RS	IR	PCT	H	AB	AVG
1990	4	5	80.0	12	54	22.2	12	51	.235
1991	8	15	53.3	16	53	30.2	12	59	.203
1992	15	23	65.2	22	65	33.8	17	59	.288
1993	4	5	80.0	13	50	26.0	15	68	.221
Totals	31	48	64.6	62	222	28.4	56	227	.236

Margin When Radinsky Enters Game

	G	W	L	SV	IP	H	R	ER	BB	SO	ERA
Plus 5 or more	20	0	0	1	15.1	18	16	16	7	13	9.39
Plus 4	15	0	0	5	12.0	12	4	3	5	8	2.25
Plus 3	27	1	0	7	21.0	9	4	4	12	17	1.71
Plus 2	37	1	2	10	27.1	19	7	5	9	25	1.65
Plus 1	43	2	4	8	33.0	34	18	16	17	22	4.36
Tied	44	14	8	0	45.1	41	17	15	25	30	2.98
Minus 1	28	2	1	0	27.0	24	7	6	14	18	2.00
Minus 2	14	2	0	0	14.2	18	11	7	7	11	4.29
Minus 3	14	0	0	0	12.2	15	7	7	6	11	4.97
Minus 4	9	0	0	0	9.1	8	2	2	5	9	1.93
Minus 5 or more	19	0	0	0	20.0	17	8	7	5	23	3.15

TIM RAINES

30



PLAYERS

Given Name: Timothy Raines

Position: Outfielder

Bats: Switch

Throws: Right

Height: 5-8

Weight: 186

Opening Day Age: 35

Born: September 16, 1959, Sanford, Fla.

Resides: Heathrow, Fla.

First Pro Contract: Montreal Expos, selected in fifth round, June 1977 free agent draft.

Sox Acquisition: Obtained from the Montreal Expos with pitcher Jeff Carter and a player to be named later (Mario Brito) in exchange for outfielder Ivan Calderon and pitcher Barry Jones, December 24, 1990.

Major League Service: 14 years, 34 days.

Contract Status: Signed through 1996.

1994: Reached base in all seven plate appearances (three singles and four walks) on 4/20 at Milwaukee to tie the American League record for extra-inning games, shared by Detroit's Cesar Gutierrez (seven hits on 6/21/70 at Cleveland) ... went 4-5 with a career-high three home runs, four RBI and five runs scored on 4/18 at Boston ... three home runs and five runs scored tied for the most in the AL this season, while his 13 total bases were the second most ... it marked the second time he scored five runs in his 14-year career (also on 8/13/87 for Montreal vs. Pittsburgh) ... scored 49 percent of the time he reached base (80 of 164), tied for the fifth-best mark in the AL ... ranked second on the team with 80 runs scored, tied for third with 61 walks and was fifth with 52 RBI ... batted .337 (32-95) with runners in scoring position and .306 (34-111) in day games ... collected 750th career RBI on 7/14 vs. Cleveland ... was 35-119 (.294) with eight doubles, one triple, two homers, 24 RBI and 27 runs scored over the final 28 games ... batted second in his last 45 starts (.283, 51-180) from 6/16-8/10 ... Sox were 29-16 when he batted second and 27-21 when he led off ... homered, scored twice and had four RBI (second time this season) on 7/22 at Cleveland ... drove in winning run on 6/13 vs. Oakland with a fifth-inning single, the 2,100th hit of his career ... led off game with a homer on 4/18 at Boston, the seventh time he accomplished the feat since joining the White Sox in 1991 ... stole 13 bases in 13 attempts this season ... has been successful in his last 29 stolen base attempts ... the last time he was caught was 7/22/93 vs. Milwaukee ... played in his 500th game with the White Sox on 7/22 at Cleveland ... 34 of his 52 RBI came on the road ... career-long 229-game errorless streak ended on 4/20 at Milwaukee.

Major League Highlights: The seven-time All-Star ranks fourth on all-time stolen base list with 764 ... is the all-time major-league leader in stolen base percentage (764-898, 85.1 percent; minimum 400 attempts) ... is three stolen bases short of tying the American League record for consecutive successful stolen-base attempts set by Kansas City's Willie Wilson (7/23-9/23/80) and Seattle's Julio Cruz (9/22/80-6/11/81) ... currently has 29 consecutive steals (last 16 in 1993 and 13 in 1994), the longest active streak in the majors ... streak dates to 7/22/93 vs. Milwaukee when he was thrown out by Dave Nilsson (Jamie Navarro pitching) while stealing second in the first inning ... his career best is 36 consecutive successful steals from 9/22/83-7/6/84 while with Montreal ... has been successful in 82.3 percent (130-158) of his attempts in the AL and has posted an 85.9 percent (79-92) rate since 1992 ... his .386 on-base percentage is 14th-best among active players ... has hit .325 (202-622) with runners in scoring position the last six seasons ... Sox are 16-0 when he scores three or more runs from 1991-94 ... holds a number of Montreal individual season records, including highest batting average (.334 in 1986), runs (133 in 1983), singles (140 in 1986), triples (tied with two others at 13 in 1985), grand slams (tied with nine others at two in 1983 and 1987) and intentional walks (26 in 1987) ... career records with the Expos include hits (1,598), runs (934), triples (81), walks (775) and stolen bases (634) ... in the 1980s, he led all National Leaguers with 856 runs and 583 steals ... is third in the majors with 303 stolen bases in the last eight seasons behind Rickey Henderson (457) and Vince Coleman (481) ... his .303 batting average in the 1980s ranked eighth in the majors ... walk total has exceeded strikeout total in each of the last 12 years ... has homered and stolen a base in the same game 28 times in his career (last on 8/31/93 at New York).

1993: Became the second player in club history to homer from both sides of the plate in a game on 8/31 at New York ... was

AL Consecutive Stolen Base Record

SB	Player, Club	Year
32	W. Wilson, KC	1980
	T. Cruz, SEA	1980-81
31	R. Henderson, OAK	1986-87
29	T. Raines, SOX	1993-current
	J. Perconte, SEA-SOX	1985-86

successful in his last 16 stolen base attempts, dating to 7/22 ... three of his seven caught stealings were the result of pick offs ... moved into sole possession of fourth place on the all-time stolen base list with his 744th on 8/31 at New York ... stole seven bases in August after stealing seven in the season's first four months ... had 40 hits in his last 115 at-bats (.348) and stole 11 bases in the last 30 games ... batted over .300 for the first time since 1987 ... hit .319 (67-210) on the road and .291 (57-196) at home ... home run total was the second-highest of his career ... 15 of his 16 home runs came at night ... hit his fifth lead-off home run of the season on 8/21 at Minnesota ... recorded 2,000th hit of his career on 8/12 vs. Kansas City with his fourth lead-off home run of the year ... scored his 1,200th run on 8/29 vs. Minnesota ... stole homer from Harold Baines on 7/8 at Baltimore with leaping catch ... was placed on the disabled list on 4/9 after rupturing the ulnar collateral ligament in his right thumb while stealing second base in the first inning of the home opener ... was reinstated from the 15-day disabled list on 5/22 ... drew his 1,000th career walk on 9/22 at California ... batted .348 vs. left-handers, the fourth-best mark in the AL ... hit .320 on the road (fourth in AL), .303 with two strikes (third in AL) and .395 with a full count (third in AL). **1992:** Ranked sixth in the AL with 102 runs scored ... it was the sixth time he has scored 100 or more runs in a season ... batting average of .294 was a 26-point increase from the previous season and his highest mark since hitting .330 in 1987 ... his .361 average with runners in scoring position was third-best in the major leagues ... led AL regular left-fielders defensively with a 2.61 range factor ... ranked seventh in the AL with 45 stolen bases ... stole 40th base on 9/4 at Kansas City to become the first Sox player with 40 or more thefts in consecutive seasons since Luis Aparicio in 1959-61 (Raines had 51 in 1991) ... was the first Sox player to register consecutive 30-steal seasons since Rudy Law in 1982-83 ... he and Lance Johnson were the fourth duo in Sox history to steal 40 bases apiece in a single season ... batted .346 (85-246) with 54 runs, 31 RBI and 19 stolen bases in 66 games after the All-Star Break ... was runner-up in AL Player of the Month voting in September when he batted a league-leading .386 (32-83) with 20 runs and 13 RBI ... hit game-winning home runs in consecutive contests on 9/8 and 9/9 vs. Detroit ... it was the sixth time in his career he homered in consecutive games ... was not thrown out by a catcher after 6/19 vs. Detroit (25 steals, one caught stealing by pickoff) ... hit second in order for the first time since 8/24/88 on 7/28 at Detroit ... hit .357 (71-199) in that spot over the last 52 games ... raised his batting average by 20 points in July, hitting .321 (34-106) with 15 runs scored, 12 RBI and 10 stolen bases ... reached base safely (by hit, walk or hit by pitch) in 122 of 144 games. **1991:** Stole over 50 bases for the eighth time in his career (51) and over 40 bases for the 10th time in 11 seasons ... his 51 steals also tied for eighth place on the Sox single-season list (Don Buford, 1966 and Luis Aparicio, 1960) ... collected 600th career RBI with a double on 9/25 at Minnesota ... collected 100th career home run in second game on 8/13 at Detroit ... team-high 13-game hitting streak was snapped by Bret Saberhagen's no-hitter on 8/26 at Kansas City ... batted .396 (21-53) during stretch ... recorded 29 two-hit games, nine three-hit games and four four-hit contests ... notched 11 two-RBI contests and two four-RBI games ... hit .331 (40-121) with 12 steals in August ... registered 12-game hitting streak from 5/20-6/1 (.460, 23-50) ... posted seven multisteal games ... batted .277 on natural grass. **1990:** Batted .287 with 65 runs scored, nine home runs, 62 RBI and 49 stolen bases (sixth in the National League) ... hit .289 from the right side and .285 from the left while finishing 10th in the NL with a .379 on-base percentage ... batted third for the Expos for most of the season ... returned to leadoff spot on 9/10 ... recorded 600th career stolen base on 5/23 vs. San Diego, becoming the second-youngest (to Henderson) to reach that plateau ... placed on disabled list on 6/25 due to sprained right ankle ... returned on 7/12 ... became Montreal's all-time hit leader (1,576) on 9/6 vs. Pittsburgh, surpassing Andre Dawson ... collected career-high five RBI and fifth grand slam on 10/1 vs. St. Louis. **1989:** Led the club in batting average (.286),

Monthly Bests

Avg.390
4/91

HR 5
twice, last 4/91

RBI 21
4/91

All-Time Stolen Base Leaders

Player	SB
Rickey Henderson	1117
Lou Brock	938
Ty Cobb	892
Tim Lincecum	764
Eddie Collins	743
Max Carey	738
Honus Wagner	703
Vince Coleman	698
Joe Morgan	689
Willie Wilson	668

steals (41), walks (93) and shared lead in runs (76) ... batted .286 from both sides of the plate ... tied for third in NL in runs scored and fourth in thefts ... committed just one error in 261 outfield chances (.996) ... his fielding percentage broke his own club record (.993) set in 1985 and ranked second in NL to Houston's Gerald Young (.998) ... named NL Player of the Week on 4/30 when he hit .438 with 10 RBI ... swiped four bases in game for the fourth time in his career on 9/25 at Pittsburgh. **1988:** Experienced right shoulder tendinitis at spring training ... hamstring problems forced him to the disabled list from 6/24-7/9 ... returned to action and jammed his left shoulder on a diving catch attempt on 7/22 at Cincinnati which ended his season on 9/3 ... underwent arthroscopic surgery on 9/12 to repair a cartilage tear in the left shoulder ... became first switch hitter in club history to homer from both sides of the plate in the same game on 7/16 vs. Cincinnati ... it was the second two-homer game of his career ... ripped career-high three doubles on 6/10 vs. New York. **1987:** Sat out spring training and the month of April as an unsigned free agent before agreeing to terms on 5/1 ... made return to the lineup on 5/2 at New York on national television ... was 3-4 with a walk and a game-winning grand slam off Jesse Orosco in the top of the 10th inning ... despite missing 21 games in April, led the major leagues in runs scored (123) ... ranked third in NL with .330 batting average, fourth in steals (50), ninth in slugging (.526), third in on-base percentage (.429), 10th in hits (175), fifth in walks (90) and tied for eighth with eight triples ... cracked career-high 18 home runs and set club record with 26 intentional passes ... hit for the cycle on 8/16 vs. Pittsburgh with a single, two doubles, a triple and a home run ... played in his seventh straight All-Star Game and was named Most Valuable Player after going 3-3 with a game-winning two-run triple in the 13th inning ... donated his MVP Chevrolet Astrovan to the Ste-Justine Children's Hospital in Montreal ... named to the postseason All-Star Team by *Baseball America*. **1986:** Collected NL batting crown by hitting .334 ... became first major leaguer since Willie Mays to earn both a batting crown and stolen base title (1981, 82, 83, 84) ... swiped 70 bases and earned Montreal Player of the Year Honors for the third time ... won first Silver Slugger Award from Louisville Slugger ... posted career-high hit total of 194 and registered career-best 17-game hitting streak (4/24-5/13) ... recorded career hit No. 1,000 on 9/8 off New York's Bobby Ojeda ... appeared in his sixth straight All-Star Game in Houston. **1985:** Played in career-high 180 games and ranked second in NL with .320 batting average and 70 stolen bases ... named Expos' Player of the Year for second time ... finished second in NL with 115 runs scored ... walked and scored a run in All-Star Game at Minnesota. **1984:** Led league in stolen bases for the fourth consecutive season with 75 ... moved to center field as Andre Dawson shifted to right ... his 420 total chances in the outfield were two shy of Kevin McReynolds' league-leading total ... batted .309 over 622 at-bats with a career-high 38 doubles ... appeared in the All-Star Game in San Francisco. **1983:** Shared Montreal Player of the Year Honors with Dawson and stole a career-high 90 bases ... his 133 runs scored were the most in the NL since Chicago's Billy Williams tallied 147 in 1970 ... became fifth player in major league history to steal 70 bases and drive in 70 runs in the same season; first since Ty Cobb in 1915 ... batted .298 with 32 doubles, 11 homers and 71 RBI ... led NL outfielders with 21 assists ... was starting left fielder in the All-Star Game at Comiskey Park. **1982:** Batted .277 with a league-leading 78 steals over a career-high 647 at-bats ... made his second All-Star Game appearance in front of home crowd at Olympic Stadium. **1981:** Set a rookie record and led the NL with 71 steals despite playing in

just 88 games due to the player's strike and a September injury ... record has since been broken by Juan Samuel (72 in 1984) and then by Vince Coleman (110 in 1985) ... named Rookie of the Year by *The Sporting News* and was runner-up to Fernando Valenzuela in Rookie of the Year voting by the BBWAA ... cracked first major-league home run on 5/1 vs. Los Angeles ... batted .304 in first season ... played in first All-Star contest at Cleveland ... batted .238 (5-21) in five NLCS games vs. Los Angeles ... collected two doubles and an RBI.

... record has since been broken by Juan Samuel (72 in 1984) and then by Vince Coleman (110 in 1985) ... named Rookie of the Year by *The Sporting News* and was runner-up to Fernando Valenzuela in Rookie of the Year voting by the BBWAA ... cracked first major-league home run on 5/1 vs. Los Angeles ... batted .304 in first season ... played in first All-Star contest at Cleveland ... batted .238 (5-21) in five NLCS games vs. Los Angeles ... collected two doubles and an RBI.

Sox Switch-Hit Home Runs

Tim Raines became just the second player in club history to homer from both sides of the plate in the same game when he connected twice against the New York Yankees on August 31, 1993 at New York. Raines homered in the fifth inning off left-hander Sterling Hitchcock and in the ninth off right-hander Rich Monteleone. Outfielder Ken Henderson was the first player in Sox history to homer from both sides of the plate on August 29, 1975 at Baltimore. Henderson connected off left-hander Ross Grimsley and right-hander Wayne Garland.

Minor League Highlights: **1980:** Selected Minor League Player of the Year by Topps and *The Sporting News* for his play at Class AAA Denver ... led the American Association with a .354 batting average and set a league record with 77 steals in 108 games ... was the American Association's Rookie of the Year and finished third in league MVP voting to teammates Randy Bass and Tim Wallach ... received

September promotion to Montreal and played in 15 games, swiping five bases and collecting his first major-league hit. **1979:** Named to the Southern League's All-Star squad as a second baseman for Class AA Memphis ... played in all 145 games, stole 59 bases and batted .290 with a league-leading 522 at-bats ... earned September promotion to Expos and made major-league debut, appearing in six games. **1978:** Hit .287 with 57 steals at Class A West Palm Beach of the Florida State League. **1977:** Broke into pro ball with Rookie Sarasota and batted .280 with 29 thefts in 49 games.

Miscellaneous/Personal: Married Virginia Hilton ... has two children: Tim Jr. (12/31/79) and Andre Darrel (7/10/83), whose godfather is Andre Dawson ... met his wife at Seminole High School in Sanford, Fla. where he was a baseball and football star and she was a member of the track team.

YEAR	CLUB	AVG	G	AB	R	H	TB	2B	3B	HR	RBI	SH	SF	HB	BB	SO	SB	CS	E
1977	Sarasota (GCL)	.280	49	161	28	45	55	6	2	0	21	0	1	0	27	16	29	2	11
1978	W. Palm Beach	.287	100	359	67	103	113	10	0	0	23	8	2	5	64	44	57	21	24
1979	Memphis	.290	*145	*522	*104	160	220	25	10	5	50	2	3	3	90	51	59	12	23
	MONTREAL	.000	6	0	3	0	0	0	0	0	0	0	0	0	0	0	2	0	0
1980	Denver	*.354	108	429	105	152	215	23	+11	6	64	0	2	5	61	42	*77	13	16
	MONTREAL	.050	15	20	5	1	1	0	0	0	0	1	0	0	6	3	5	0	0
1981	MONTREAL	.304	88	313	61	95	137	13	7	5	37	0	3	2	45	31	*71	11	4
1982	MONTREAL	.277	156	647	90	179	239	32	8	4	43	6	1	2	75	83	*78	16	2
1983	MONTREAL	.298	156	615	*133	183	264	32	8	11	71	2	4	2	97	70	*90	14	4
1984	MONTREAL	.309	160	622	106	192	272	*38	9	8	60	3	4	2	87	69	*75	10	5
1985	MONTREAL	.320	150	575	115	184	273	30	13	11	41	3	3	3	81	60	70	9	2
1986	MONTREAL	*.334	151	580	91	194	276	35	10	9	62	1	3	2	76	60	70	9	6
1987	MONTREAL	.330	139	530	*123	175	279	34	8	18	68	0	3	4	90	52	50	5	4
1988	MONTREAL	.270	109	429	66	116	185	19	7	12	48	0	4	2	53	44	33	7	3
1989	MONTREAL	.286	145	517	76	148	216	29	6	9	60	0	5	3	93	48	41	9	1
1990	MONTREAL	.287	130	457	65	131	179	11	5	9	62	0	6	3	70	43	49	16	6
1991	WHITE SOX	.268	155	609	102	183	210	20	6	5	50	9	3	5	83	68	51	15	3
1992	WHITE SOX	.294	144	551	102	162	223	22	9	7	54	4	8	0	81	48	45	6	2
1993	WHITE SOX	.306	115	415	75	127	199	16	4	16	54	2	2	3	64	35	21	7	0
	Nashville	.455	3	11	3	5	6	1	0	0	2	0	0	0	2	2	1	0	0
1994	WHITE SOX	.266	101	384	80	102	157	15	5	10	52	4	3	1	61	43	13	0	4
MINOR TOTALS		.314	405	1482	307	465	609	65	23	11	160	10	8	13	244	153	224	49	74
A.L. TOTALS		.283	515	1959	359	554	789	73	24	38	210	19	16	9	289	194	130	28	9
N.L. TOTALS		.301	1405	5305	934	1598	2321	273	81	96	552	16	38	25	775	563	634	106	37
M.L. TOTALS		.296	1920	7264	1293	2152	3110	346	105	134	762	35	54	34	1064	757	764	134	46

* Led League #Tied for League Lead

- Selected by Montreal in fifth round of free agent draft (6/7/77).
- On Class A West Palm Beach disabled list (5/23-6/5/78).
- Granted free agency (11/12/86).
- Re-signed by Montreal (5/2/87).
- On Montreal disabled list with pulled gracilis muscle in left hamstring (6/24-7/9/88).
- On Montreal disabled list with a sprained right ankle (6/25-7/10/90).
- Traded by Montreal with Jeff Carter and a player to be named later to the White Sox for Ivan Calderon and Barry Jones (12/23/90); White Sox acquired Mano Brito to complete deal (2/15/91).
- On White Sox disabled list with a ruptured ulnar collateral ligament in right thumb (4/9-5/22/93); included rehabilitation assignment at Class AAA Nashville (5/19-21/93).
- Granted free agency (11/1/93).
- Re-signed by the White Sox (12/22/93).

DIVISION SERIES

YEAR	CLUB	AVG	G	AB	R	H	TB	2B	3B	HR	RBI	SH	SF	HB	BB	SO	SB	CS	E
1981	Mon. vs. Phi.	DID NOT PLAY DUE TO INJURY																	

LEAGUE CHAMPIONSHIP SERIES RECORD

YEAR	CLUB	AVG	G	AB	R	H	TB	2B	3B	HR	RBI	SH	SF	HB	BB	SO	SB	CS	E
1981	Mon. vs. L.A.	.238	5	21	1	5	7	2	0	0	1	0	0	0	3	0	1	0	0
1993	SOX vs. Tor.	.444	6	27	5	12	14	2	0	0	1	0	0	0	2	2	1	1	0
TOTALS		.354	11	48	6	17	21	4	0	0	2	0	0	0	2	5	1	2	0

ALL-STAR GAME RECORD

YEAR	CLUB/SITE	AVG	G	AB	R	H	TB	2B	3B	HR	RBI	SH	SF	HB	BB	SO	SB	CS	E
1981	N.L., Cleveland	.000	1	0	0	0	0	0	0	0	0	0	0	0	0	0	0	0	0
1982	N.L., Montreal	.000	1	1	0	0	0	0	0	0	0	0	0	0	1	1	1	0	0
1983	N.L., Chicago (AL)	.000	1	3	0	0	0	0	0	0	0	0	0	0	0	1	1	0	0
1984	N.L., San Francisco	.000	1	1	0	0	0	0	0	0	0	0	0	0	0	1	0	0	0
1985	N.L., Minnesota	.000	1	0	1	0	0	0	0	0	0	0	0	0	1	0	0	0	0
1986	N.L., Houston	.000	1	2	0	0	0	0	0	0	0	0	0	0	0	1	0	0	0
1987	N.L., Oakland	1.000	1	3	0	3	5	0	1	0	2	0	0	0	0	0	1	0	0
TOTALS		.300	7	10	1	3	5	0	1	0	2	0	0	0	2	4	3	0	0

RAINES' STATISTICAL BREAKDOWN

CLUB	1994						CAREER					
	AVG	G	AB	H	HR	RBI	AVG	G	AB	H	HR	RBI
Baltimore	.263	6	19	5	1	4	.277	37	148	41	3	19
Boston	.435	5	23	10	5	7	.254	35	134	34	6	12
California	.278	10	36	10	0	4	.327	43	171	56	2	18
Cleveland	.340	12	53	18	1	9	.335	42	155	52	4	20
Detroit	.244	10	41	10	2	10	.331	44	166	55	8	26
Kansas City	.200	10	40	8	0	4	.281	48	185	52	3	25
Milwaukee	.270	11	37	10	0	5	.268	41	157	42	3	15
Minnesota	.250	5	16	4	0	0	.284	38	148	42	4	22
New York	.154	3	13	2	0	0	.239	35	138	33	2	8
Oakland	.212	9	33	7	0	3	.312	44	157	49	0	14
Seattle	.400	8	30	12	0	2	.256	34	129	33	1	10
Texas	.208	7	24	5	1	4	.270	39	141	38	2	15
Toronto	.053	5	19	1	0	0	.208	35	130	27	0	6
1994 Totals/Lifetime	.266	101	384	102	10	52	.283	515	1959	554	38	210
Home	.262	46	168	44	5	18	.292	1014	3585	1047	61	349
Road	.269	55	216	58	5	34	.295	906	3750	1105	73	411
Day	.306	30	111	34	6	20	.301	596	2248	677	42	241
Night	.249	71	273	68	4	32	.294	1324	5016	1475	92	521
Left	.208	—	96	20	1	8	.294	—	2121	623	44	240
Right	.285	—	288	82	9	44	.297	—	5143	1529	90	522
Grass	.273	87	326	89	10	49	.294	815	3097	912	63	332
Turf	.224	14	58	13	0	3	.298	1105	4167	1240	71	430
1st Half	.264	78	292	77	8	38	.294	998	3812	1119	68	432
2nd Half	.272	23	92	25	2	14	.299	922	3452	1033	66	330
April	.266	19	79	21	6	11	.271	—	884	240	15	97
May	.247	23	81	20	1	9	.304	—	1305	397	28	144
June	.266	26	94	25	1	8	.298	—	1230	367	21	148
July	.286	26	105	30	2	21	.285	—	1219	347	22	127
August	.240	7	25	6	0	3	.302	—	1381	417	26	142
Sept-Oct	—	—	—	—	—	—	.304	—	1348	410	23	131
As a PH	.000	7	6	0	0	0	.250	54	44	11	0	9
As a DH	—	—	—	—	—	—	.288	33	132	38	2	7

PLAYERS

RAINES' CAREER BY PARK

CLUB	1994						CAREER					
	AVG	G	AB	H	HR	RBI	AVG	G	AB	H	HR	RBI
Baltimore	.250	3	8	2	0	0	.306	13	49	15	0	3
Boston	.357	3	14	5	3	5	.269	16	67	18	3	8
California	.251	6	23	6	0	3	.337	26	104	35	1	10
Chicago	.262	46	168	44	5	18	.282	252	911	257	17	88
Cleveland	.321	6	28	9	1	8	.321	6	28	9	1	6
Detroit	.350	5	20	7	1	6	.429	21	84	36	4	20
Kansas City	.235	4	17	4	0	1	.275	22	91	25	1	14
Milwaukee	.381	6	21	8	0	5	.293	21	82	24	2	11
Minnesota	.267	4	15	4	0	0	.274	21	84	23	4	17
New York	.111	2	9	1	0	0	.222	18	81	18	2	5
Oakland	.217	6	23	5	0	2	.299	25	97	29	0	10
Seattle	.385	3	13	5	0	2	.196	14	51	10	1	4
Texas	.167	4	12	2	0	2	.167	4	12	2	0	2
Toronto	.000	3	13	0	0	0	.171	18	70	12	0	0

Raines' Career Bests

Game	Season
Hits — 5 (twice, last 8/16/87 vs. Pit.)	194 (1986)
HR — 3 (4/18/94 at Bos.)	18 (1987)
CS — 1 (five times, last 10/1/90 vs. St L.)	5 career (last 10/1/90 vs. St L.)
RBI — 7 (4/18/94 at Bos.)	71 (1983)
SB — 4 (five times, last 9/25/89 at Pit.)	90 (1983)
Hitting Streak — 17 (4/24-5/13/86)	

Raines Among Active Players

Category	Raines' Rank	Active Leader
Steals	2nd with 764	Rickey Henderson (1117)
Triples	3rd with 105	Willie Wilson (147)
Walks	6th with 1064	Rickey Henderson (1478)
SO/BB	6th with 0.71	Wade Boggs (0.48)
Runs	7th with 1293	Dave Winfield (1658)
Int. Walks	9th with 138	Eddie Murray (211)
Hits	14th with 2152	Dave Winfield (3088)
OBP	14th at .386	Frank Thomas (.449)
Games	14th with 1920	Dave Winfield (2927)

SCOTT RUFFCORN

36



Given Name: Scott Ruffcorn

Position: Pitcher

Bats: Right

Throws: Right

Height: 6-4

Weight: 210

Opening Day Age: 25

Born: December 29, 1969, New Braunfels, Texas

Resides: Austin, Texas

First Pro Contract: White Sox.

Sox Acquisition: Selected in first round (25th overall), June 1991 free agent draft.

Major League Service: 29 days.

Contract Status: Signed through 1995.

PLAYERS

1994: Posted an 0-2 record with a 12.79 ERA (9 ER/6.1 IP) in two starts with the White Sox ... was recalled from Class AAA Nashville on 7/22 and made his first start the next day at Cleveland, allowing seven earned runs over 4.0 IP ... also started on 7/28 at Kansas City ... was optioned to Nashville on 7/30 ... set a career high at Nashville with league-leading 15 victories ... win total tied for second among all Class AAA and Class AA pitchers ... also tossed two shutout victories in the American Association playoffs ... tied for the AA lead in winning percentage with a 15-3 record (.833) ... tied for the White Sox organization lead in wins, was third in ERA (2.72) and fourth in strikeouts (144) ... his opponents batting average of .225 was lowest in the league, his three shutouts tied for the league lead, his strikeout total finished second in the league behind teammate James Baldwin (156) and his ERA was third in the AA ... he struck out 7.8 batters per 9.0 IP (144 SO/165.2 IP), fourth in the league and allowed an average of 10.05 baserunners per 9.0 IP, second in the AA ... was named to the midseason and postseason league All-Star teams ... was also selected to the Class AAA and Minor League All-Star teams by *Baseball America* ... was named to the Topps/National Association Class AAA All-Star Team ... was chosen the organization's June Player of the Month when he went 4-0 with a 2.83 ERA (11 ER/35.0 IP) and 37 strikeouts ... was selected American Association Pitcher of the Week on two occasions (4/7-16 and 6/5-11) ... went 3-1 with a 2.41 ERA (9 ER/33.2 IP) in April, 3-1 with a 2.49 ERA (12 ER/43.1 IP) in May and 3-1 with a 3.63 ERA (16 ER/39.2 IP) in August ... struck out a season-high 11 twice (5/20 vs. Oklahoma City and 6/10 vs. Louisville) ... struck out eight or more five times ... fired shutouts on 5/15-1 at New Orleans, 5/30 at Indianapolis and 6/10 vs. Louisville ... allowed just two hits while striking out five in complete-game shutout at Indianapolis on 5/30 ... followed up Louisville shutout with 8.0 scoreless IP at Iowa on 6/16 ... won 10 consecutive decisions from 5/10-8/12 ... was selected by *Baseball America* as the No. 2 Prospect in the organization prior to the season and the No. 1 Prospect in a postseason survey ... was chosen the No. 3 Prospect in the AA following the season ... played in the Arizona Fall League, making 14 relief appearances and posting one save.

Major League Highlights: **1993:** Made two starts and appeared in three games ... had his contract purchased from Class AA Birmingham on 6/16 ... made his major league debut on 6/19 at California and suffered loss ... was optioned to Class AAA Nashville after the game ... was recalled on 9/16 ... lost start on 9/28 vs. Seattle

Minor League Highlights: Owns a 41-17 (.707) career record in the minors with a 2.68 ERA (167 ER/561.0 IP) ... has averaged 8.5 strikeouts per 9.0 IP (529 SO/561.0 IP) over his four-year minor-league career. **1993:** Was a combined 11-6 with a 2.75 ERA (55 ER/180.0 IP) at Class AA Birmingham and Class AAA Nashville ... tied for the organization high and tied for fifth in minor league baseball with 185 strikeouts ... was named to the Southern League's postseason All-Star Team and was named to the Class AA All-Star Team by *Baseball America* ... despite being promoted, led league in strikeouts (141) and ranked third in ERA 2.73 (41 ER/135.0 IP) with a 9-4 mark ... went 2-2 with a 2.80 ERA (14 ER/45.0 IP) in seven games (six starts) at Nashville ... was named the No. 5 Prospect in the SL by *Baseball America* and was rated as having the best fastball ... was named Howe Sportsdata Pitcher of the Week in the SL for 4/26-5/1 ... finished in the Top 10 among Class AA and Class AAA pitchers in five categories: shutouts (T1, three); strikeouts (2nd, 185); opponents' batting average (4th, .208); ERA (6th, 2.75) and strikeouts per 9.0 IP (7th, 9.25) ... struck out 10 or more six times, including three consecutive starts (4/9-16) ... struck out 15 in 7.0 IP on 4/28 at Chattanooga ... tossed three complete-game shutouts including consecutive starts on 7/22-27 ... fired two-hitter in win over Nashville on 7/27. **1992:** Ranked third among White Sox minor leaguers with 14 wins and a 2.11 ERA at Class A Sarasota of the Florida State League ... placed second in the FSL in opponents' batting average (.206) and base runners per 9.0 IP (9.15) ... tied for third in the league in wins, was fifth in strikeouts (140) and seventh in ERA ... named

recipient of the Charles Lubin Most Valuable Player Award at Sarasota ... selected to pitch for the White Sox in the Hall of Fame exhibition game vs. the New York Mets on 8/3 at Cooperstown, N.Y. ... was the losing pitcher in the Sox's 3-0 defeat ... allowed three earned runs in 3.0 IP in relief. **1991:** Made pro debut at rookie Sarasota of the Gulf Coast League and later earned promotion to Class A South Bend ... fanned 60 in 55.0 IP combined at both stops ... posted a 1.08 ERA (4 ER/33.1 IP) during six starts from 8/6-9/1.

Miscellaneous/Personal: Single ... was the White Sox's top pick in the June 1991 free agent draft ... was signed by Marti Wolever and Dave Owen ... played collegiate baseball at Baylor University and posted a 7-1 record with a 2.37 ERA in 13 games during his final season as a junior in 1991 ... was the Bears' Most Valuable Player as a sophomore ... voted All-Central Texas and district Most Valuable Player following his senior year at Stephen F. Austin High School.

YEAR	CLUB	W-L	PCT.	ERA	G	GS	CG	SHO	SV	IP	H	R	ER	HR	HB	BB-I	SO	WP	BK
1991	Sarasota (GCL)	0-0	.000	3.18	4	2	0	0	0	11.1	3	7	4	0	0	5-0	15	1	1
	South Bend	1-3	.250	3.92	9	9	0	0	0	43.2	35	26	19	1	2	25-0	45	1	2
1992	Sarasota (FSL)	14-5	.737	2.19	25	24	2	0	0	160.1	122	53	39	7	3	39-0	140	3	1
1993	Birmingham	9-4	.692	2.73	20	20	3	3	0	135.0	108	47	41	6	4	52-0	141	7	0
	WHITE SOX	0-2	.000	6.10	3	2	0	0	0	10.0	9	11	9	2	0	10-0	2	1	0
1994	Nashville	2-2	.500	2.80	7	6	1	0	0	45.0	30	16	14	5	0	8-1	44	3	0
	WHITE SOX	15-3	.833	2.72	24	24	3	3	0	165.2	139	57	50	5	6	40-1	144	6	0
MINOR TOTALS		41-17	.707	2.68	89	85	9	6	0	561.0	442	206	157	24	15	169-2	529	21	4
L. TOTALS		0-4	.000	9.92	5	4	0	0	0	16.1	24	22	18	3	0	15-0	5	1	0
L. TOTALS		0-4	.000	9.92	5	4	0	0	0	16.1	24	22	18	3	0	15-0	5	1	0

Lead League # Tied for League Lead

Selected by the White Sox in first round (25th overall) of free agent draft (6/4/91).

On Class AAA Nashville disabled list (7/2-18/94).

RUFFCORN'S STATISTICAL BREAKDOWN

CLUB	1994						CAREER					
	ERA	W-L	SV	IP	ER	SO	ERA	W-L	SV	IP	ER	SO
Baltimore	—	—	—	—	—	—	—	—	—	—	—	—
Boston	—	—	—	—	—	—	—	—	—	—	—	—
California	—	—	—	—	—	—	7.94	0-1	0	5.2	5	1
Cleveland	15.75	0-1	0	4.0	7	1	15.75	0-1	0	4.0	7	1
Detroit	—	—	—	—	—	—	—	—	—	—	—	—
Kansas City	7.71	0-1	0	2.1	2	2	7.71	0-1	0	2.1	2	2
Milwaukee	—	—	—	—	—	—	—	—	—	—	—	—
Minnesota	—	—	—	—	—	—	—	—	—	—	—	—
New York	—	—	—	—	—	—	—	—	—	—	—	—
Oakland	—	—	—	—	—	—	—	—	—	—	—	—
Pittsburgh	—	—	—	—	—	—	8.33	0-1	0	4.1	4	1
Texas	—	—	—	—	—	—	—	—	—	—	—	—
Toronto	—	—	—	—	—	—	—	—	—	—	—	—
1994 Totals/Lifetime	12.79	0-2	0	6.1	9	3	9.92	0-4	0	16.1	18	5
Baltimore	—	—	—	—	—	—	8.31	0-1	0	4.1	4	1
Madison	12.79	0-2	0	6.1	9	3	10.50	0-3	0	12.0	14	4
May	15.75	0-1	0	4.0	7	1	15.75	0-1	0	4.0	7	1
Night	7.71	0-1	0	2.1	2	2	8.03	0-3	0	12.1	11	4
Pass	15.75	0-1	0	4.0	7	1	10.29	0-3	0	14.0	16	3
Ref	7.71	0-1	0	2.1	2	2	7.72	0-1	0	2.1	2	2
1st Half	—	—	—	—	—	—	9.64	0-1	0	4.2	5	0
2nd Half	12.79	0-2	0	6.1	9	3	10.03	0-3	0	11.2	13	5
April	—	—	—	—	—	—	—	—	—	—	—	—
May	—	—	—	—	—	—	—	—	—	—	—	—
June	—	—	—	—	—	—	9.64	0-1	0	4.2	5	0
July	12.79	0-2	0	6.1	9	3	12.79	0-2	0	6.1	9	3
August	—	—	—	—	—	—	—	—	—	—	—	—
Sept-Oct	—	—	—	—	—	—	6.75	0-1	0	5.1	4	2
as Starter	12.79	0-2	0	6.1	9	3	10.57	0-4	0	15.1	18	4
Relief	—	—	—	—	—	—	0.00	0-0	0	1.0	0	1

RUFFCORN'S CAREER BY PARK

CLUB	1994						CAREER					
	ERA	W-L	SV	IP	ER	SO	ERA	W-L	SV	IP	ER	SO
Baltimore	—	—	—	—	—	—	—	—	—	—	—	—
Boston	—	—	—	—	—	—	—	—	—	—	—	—
California	—	—	—	—	—	—	7.94	0-1	0	5.2	5	1
Chicago	—	—	—	—	—	—	8.31	0-1	0	4.1	4	1
Cleveland	15.75	0-1	0	4.0	7	1	15.75	0-1	0	4.0	7	1
Detroit	—	—	—	—	—	—	—	—	—	—	—	—
Kansas City	7.71	0-1	0	2.1	2	2	7.72	0-1	0	2.1	2	2
Milwaukee	—	—	—	—	—	—	—	—	—	—	—	—
Minnesota	—	—	—	—	—	—	—	—	—	—	—	—
New York	—	—	—	—	—	—	—	—	—	—	—	—
Oakland	—	—	—	—	—	—	—	—	—	—	—	—
Pittsburgh	—	—	—	—	—	—	—	—	—	—	—	—
Texas	—	—	—	—	—	—	—	—	—	—	—	—
Toronto	—	—	—	—	—	—	—	—	—	—	—	—

CHRIS SABO

17



Given Name: Christopher Andrew Sabo
Position: Third baseman
Bats: Right **Throws:** Right
Height: 6-0 **Weight:** 185
Opening Day Age: 33
Born: January 19, 1962, Detroit, Mich.
Resides: Sarasota, Fla.
First Pro Contract: Cincinnati Reds, selected in the second round of the June 1983 free agent draft.
Sox Acquisition: Signed as a free agent, April 10, 1995.
Major League Service: Six years, 131 days.
Contract Status: Signed through 1995.

1994: Signed with Baltimore as a free agent after six seasons with the Cincinnati Reds... his first eight home runs either tied the score or put the Orioles ahead ... has reached double figures in home runs in each of the last five years with a high of 28 in 1991 ... was placed on the disabled list on 5/9 (retroactive to 5/7) with a back strain and was activated on 5/22 ... played in his first game as an outfielder (ever) on 6/14 at Boston ... started in left field and threw out Scott Cooper trying to score ... also hit go-ahead, two-run homer ... appeared in 22 games in the outfield, 37 at third base and 10 as the designated hitter ... matched his career high by scoring four times on 7/3 vs. California ... batted .313 (21-67) with runners in scoring position ... hit .317 (20-63) with 13 runs, five home runs and 14 RBI in his last 17 games.

Major League Highlights: Has averaged 29 doubles over his seven-year career ... has made 786 career appearances at third base, 22 in the outfield and two as shortstop (in 1988) ... the only active third baseman with a better fielding percentage than his .963 mark (1938 TC, 72 E) is Steve Buechele ... has won two National League fielding titles (1988 and 1990) and finished second in fielding among NL third basemen in 1991 and third in 1993 ... started on Opening Day at third base for the Reds six consecutive seasons, the longest stint by a Cincinnati third baseman since Grady Hatton (1946-51) ... is a career .298 hitter (298-1,000) with 41 home runs and 133 RBI vs. left-handers and .255 (548-2,145) with 71 home runs and 266 RBI vs. right-handers. **1993:** Led Cincinnati in seven offensive categories: homers (21), hits (143), doubles (33), extra-base hits (57), runs (86), at-bats (552) and games (148) for the second time in three seasons despite spending the first half of June on the disabled list with a ruptured disk ... all 148 starts were at third base ... had never hit a grand slam but connected three times in 1993 ... first came on 4/24 at Florida (off Chris Hammond) ... others came vs. Greg Hibbard (4/24 at Chicago) and vs. Greg Harris (8/4 vs. Colorado) ... his 56 extra-base hits were fourth among major-league third basemen and he ranked fifth among all third basemen in home runs ... led the club with a .337 (34-101) batting mark in July and hit .385 (5-13) with the bases loaded ... hit in 24 of 26 games and reached safely in 26 straight from 6/22-7/20 ... batted in the 3-4-5-6-7 spots in the order ... drove in four runs on five occasions ... hit five homers in September, including career No. 100 on 9/23 off Los Angeles' Omar Daal. **1992:** Season was shortened due to right ankle injury that required surgery following the season ... sprained his right ankle in the second game of the season sliding into first base on an infield single ... was on the disabled list from 4/8-23 ... was slowed by lingering effects throughout the season ... also developed back problems as the year progressed believed to be related to the ankle/foot injury ... played in only eight games after 8/31 ... despite injuries, tied for second on the club with 12 home runs ... had surgery on 10/13 to remove bone spur and repair a tendon. **1991:** Became the first NL third baseman since Mike Schmidt in 1981 to hit 25 or more home runs while hitting .300 or better ... hit 26 home runs and batted .301 ... finished third in the NL in hits (175), tied for fourth in total bases (294), fifth in multi-hit games (49), tied for fifth in doubles (35) and extra-base hits (64) and was ninth in batting ... 26 homers were the most by a Reds third baseman since Tony Perez hit 40 in 1970 and his 88 RBI were the most since Perez knocked in 91 in 1971 ... was voted by the fans to a starting spot on the NL All-Star squad, his second straight ... batted .331 (99-299) with 14 home runs and 50 RBI after the All-Star Break ... hit .341 in July and .351 in August ... batted .358 against left-handers, the second-best mark in the league behind Ryne Sandberg (.359). **1990:** Led the World Champion Reds in home runs (25), doubles (38, third in the NL) and runs 95 (10th in the NL) ... hit .391 with five April home runs as the Reds started 9-0 and became the first NL team to lead wire-to-wire ... through June, was batting .320 with 16 home runs and 42 RBIs (Reds were 30-12) ... became the fourth Cincinnati third baseman to start an All-Star Game (Don Hoak in 1957, Tony Perez in 1970 and Pete Rose in 1976 and 1978) ... batted .368 (14-38) in 10 postseason games ... drove in three runs in Game 4 of the National League Championship Series, including a two-run, tie-breaking homer off Bob Walk ... had three hits in Games 2 and 4 of the World Series ... homered in

consecutive at-bats off Oakland's Mike Moore in Game 3 ... in that contest also set a WS record for most fielding chances handled without an error by a third baseman in a nine-inning game (seven assists and three putouts). **1989:** Season was cut short by a knee injury suffered when he collided at home plate with Los Angeles catcher Mike Scioscia on 6/9 ... continued to play until going onto the disabled list on 6/27 ... returned on 9/1 but had arthroscopic surgery on 9/23 ... the Reds were 42-34 when he started at third, 33-53 otherwise ... was named NL Player of the Week on 5/22-28. **1988:** Named NL Rookie of the Year ... led major-league rookies and ranked third in the NL with 40 doubles ... topped all rookies with 46 stolen bases, the most by a Reds rookie since Bob Bescher set the team rookie mark with 54 in 1909 ... took over third base when Buddy Bell suffered a knee injury in March ... in second game he tied a major-league record for most assists by a third baseman with 11 ... was the only rookie at the All-Star Game ... was named the third baseman on the All-Rookie Team.

Monthly Bests

Avg.391
	4/90
HR	6
	6/90
RBI	21
	6/91

Minor League Highlights: **1987:** Began season with a 10-game hitting streak (.476) before being bothered by a series of injuries at Class AAA Nashville (finger, hamstring, shoulder and knee) ... missed all of August but was still named team Most Valuable Player ... had arthroscopic surgery on his left knee on 8/26. **1986:** Was the top fielding third baseman in the American Association at Class AAA Denver. **1985:** Played in 124 games at Class AA Vermont and improved his batting average by 65 points. **1984:** Topped the Eastern League in fielding at Vermont. **1983:** Began professional career at Class A Cedar Rapids and was named team MVP ... was signed/recommended by Cincinnati scout Gene Bennett.

Miscellaneous/Personal: Married Susan Joyce ... has one child: Annie (11/9/92) ... was an All-American at the University of Michigan where he played with Barry Larkin, Steve Ontiveros, Scott Kamieniecki, Gary Wayne and Jim Pacionore ... was named to *The Sporting News* All-America Team as a junior (1983) when he batted .368 with 16 home runs and was named to the All-College World Series Team as the Wolverines tied with Arizona State for third ... in that series, hit game-winning homer off Maine's Bill Swift to give Michigan the victory ... was a member of the U.S. team that played in the World Championships in Korea ... was a 1980 graduate of Detroit's Catholic Central High School where he was twice named All-State in baseball ... as a youth in Detroit, twice played on national championship hockey teams as a goalie and was All-City in golf.

YEAR	CLUB	AVG	G	AB	R	H	TB	2B	3B	HR	RBI	SH	SF	HB	BB	SO	SB	CS	E
1983	Cedar Rapids	.274	77	274	43	75	134	11	6	12	37	1	2	2	26	39	15	4	9
1984	Vermont	.213	125	441	44	94	130	19	1	5	36	2	4	4	44	62	10	5	21
1985	Vermont	.278	124	428	66	119	171	19	0	11	46	6	4	7	50	39	7	5	18
1986	Denver	.273	129	432	83	118	178	26	2	10	60	3	6	3	48	53	9	2	9
1987	Nashville	.292	91	315	56	92	138	19	3	7	51	1	6	1	37	25	23	4	12
1988	CINCINNATI	.271	137	538	74	146	223	40	2	11	44	5	4	6	29	52	46	14	14
1989	CINCINNATI	.260	82	304	40	79	120	21	1	6	29	4	2	1	25	33	14	9	11
	Nashville	.167	7	30	0	5	7	2	0	0	3	0	0	0	0	0	0	0	1
1990	CINCINNATI	.270	148	567	95	153	270	38	2	25	71	1	3	4	61	58	25	10	12
1991	CINCINNATI	.301	153	582	91	175	294	35	3	26	88	5	3	6	44	79	19	6	12
1992	CINCINNATI	.244	96	344	42	84	146	19	3	12	43	1	6	1	30	54	4	5	9
	Nashville	.364	3	11	3	4	7	0	0	1	1	0	1	2	1	1	0	1	0
1993	CINCINNATI	.259	148	552	88	143	243	33	2	21	82	2	8	6	43	105	6	4	11
1994	BALTIMORE	.256	68	258	41	66	120	15	3	11	42	4	1	5	20	38	1	1	4
MINOR TOTALS		.263	556	1931	295	507	765	96	12	46	236	13	23	19	206	219	64	21	70
A.L. TOTALS		.256	68	258	41	66	120	15	3	11	42	4	1	5	20	38	1	1	4
N.L. TOTALS		.270	764	2887	428	780	1295	186	13	101	357	18	26	24	232	381	114	48	69
M.L. TOTALS		.269	832	3145	469	846	1415	201	16	112	399	22	27	29	252	419	115	49	73

- Selected by Montreal in the 30th round of the free agent draft (6/3/80).
- Selected by Cincinnati in the second round of the free agent draft (6/8/83).
- On Cincinnati disabled list with injured left knee (8/27-9/1/89); included rehabilitation assignment to Class AAA Nashville (6/7-11/89).
- On Cincinnati disabled list with injured right ankle (4/8-23/92); included rehabilitation assignment to Class AAA Nashville (4/17-21/92).
- On Cincinnati disabled list with ruptured disk in his back (5/31-6/15/93).
- Granted free agency (10/25/93).
- Signed by Baltimore as a free agent (1/14/94).
- On Baltimore disabled list with a back strain (5/7-22/94).
- Signed by the White Sox as a free agent (4/10/95).

LEAGUE CHAMPIONSHIP SERIES RECORD

YEAR	CLUB	AVG	G	AB	R	H	TB	2B	3B	HR	RBI	SH	SF	HB	BB	SO	SB	CS	E
1990	Cin. vs. Pit.	.227	6	22	1	5	9	0	0	1	3	0	1	0	1	4	0	0	0

WORLD SERIES RECORD

YEAR	CLUB	AVG	G	AB	R	H	TB	2B	3B	HR	RBI	SH	SF	HB	BB	SO	SB	CS	E
1990	Cin. vs. Oak.	.563	4	16	2	9	16	1	0	2	5	0	0	0	2	2	0	1	0

ALL-STAR GAME RECORD

YEAR	CLUB	AVG	G	AB	R	H	TB	2B	3B	HR	RBI	SH	SF	HB	BB	SO	SB	CS	E
1988	N.L., Cincinnati	—	1	0	0	0	0	0	0	0	0	0	0	0	0	0	1	0	0
1990	N.L., Chicago-NL	.000	1	2	0	0	0	0	0	0	0	0	0	0	0	0	0	0	0
1991	N.L., Toronto	.000	1	2	0	0	0	0	0	0	0	0	0	0	0	0	0	0	0
TOTALS		.000	3	4	0	0	0	0	0	0	0	0	0	0	0	0	1	0	0

SABO'S STATISTICAL BREAKDOWN

CLUB	1994						CAREER					
	AVG	G	AB	H	HR	RBI	AVG	G	AB	H	HR	RBI
Baltimore	—	—	—	—	—	—	—	—	—	—	—	—
Boston	.214	3	14	3	1	3	.214	3	14	3	1	3
California	.278	10	36	10	3	6	.278	10	36	10	3	6
Cleveland	.259	7	27	7	0	2	.259	7	27	7	0	2
Detroit	.364	3	11	4	0	2	.364	3	11	4	0	2
Kansas City	.143	2	7	1	0	0	.143	2	7	1	0	0
Milwaukee	.190	5	21	4	0	1	.190	5	21	4	0	1
Minnesota	.500	4	18	9	2	9	.500	4	18	9	2	9
New York	.227	5	22	5	1	2	.227	5	22	5	1	2
Oakland	.268	11	41	11	2	8	.268	11	41	11	2	8
Seattle	.167	6	18	3	0	0	.176	6	18	3	0	0
Texas	.238	6	21	5	1	4	.238	6	21	5	1	4
Toronto	.158	5	19	3	1	5	.158	5	19	3	1	5
1994 Totals/Lifetime	.256	'68	'258	'66	'11	'42	.256	'68	'258	'66	'11	'42
Home	.227	35	132	30	3	20	.281	416	1534	431	64	214
Road	.286	33	126	36	8	22	.258	416	1611	415	48	185
Day	.262	18	65	17	1	8	.246	—	885	218	27	97
Night	.254	50	193	49	10	34	.278	—	2260	628	85	302
Left	.278	36	72	20	4	11	.298	—	1000	296	41	133
Right	.247	60	186	46	7	31	.255	—	2145	548	71	266
Grass	.260	61	231	60	9	37	.255	—	1125	287	36	138
Turf	.222	7	27	6	2	5	.277	—	2020	559	76	261
1st Half	.251	53	211	53	7	33	.277	489	1907	528	67	249
2nd Half	.277	15	47	13	4	9	.257	343	1238	318	45	150
April	.228	17	57	13	1	7	.250	122	472	118	16	49
May	.261	6	23	8	1	2	.260	153	599	156	21	79
June	.263	21	95	25	4	19	.309	161	638	197	26	98
July	.267	22	75	20	4	13	.256	143	515	132	17	67
August	.250	2	8	2	1	1	.276	131	489	135	18	53
Sept-Oct	—	—	—	—	—	—	.250	122	432	108	14	55
As a PH	.000	2	2	0	0	0	.011	15	14	1	0	0
As a DH	.282	10	39	11	1	3	.282	10	39	11	1	3

*Includes totals vs. White Sox

SABO'S CAREER BY PARK

CLUB	1994						CAREER					
	AVG	G	AB	H	HR	RBI	AVG	G	AB	H	HR	RBI
Baltimore	.227	35	132	30	3	20	.227	35	132	30	3	20
Boston	.214	3	14	3	1	3	.214	3	14	3	1	3
California	.400	4	15	6	3	5	.400	4	15	6	3	5
Chicago	.333	1	3	1	0	0	.333	1	3	1	0	0
Cleveland	.316	4	19	6	0	1	.316	4	19	6	0	1
Detroit	.429	2	7	3	0	2	.429	2	7	3	0	2
Kansas City	—	—	—	—	—	—	—	—	—	—	—	—
Milwaukee	.375	2	8	3	0	0	.375	2	8	3	0	0
Minnesota	.200	1	5	1	1	1	.200	1	5	1	1	1
New York	.250	1	4	1	0	0	.250	1	4	1	0	0
Oakland	.250	6	20	5	1	3	.250	6	20	5	1	3
Seattle	.375	3	8	3	0	0	.375	3	8	3	0	0
Texas	.222	3	9	2	1	3	.222	3	9	2	1	3
Toronto	.143	3	14	2	1	4	.143	3	14	2	1	4

Sabo's Career Bests

Game	Season
Hits — 4 (eight times, last 4/24/93 at Chi.-NL)	175 (1991)
HR — 2 (four times, last 8/31/92 vs. Mon.)	26 (1991)
GS — 1 (three times, last 8/4/93 vs. Col.)	3 career (last 8/4/93 vs. Col.)
RBI — 5 (twice, last 4/24/93 at Chi.-NL)	88 (1991)
SB — 3 (5/4/88 vs. Phi.)	46 (1988)
Hitting Streak — 14 (7/26-8/9/91)	

OLMEDO SAENZ

61



PLAYERS

Given Name: Olmedo Sanchez Saenz
Position: Third Baseman
Bats: Right **Throws:** Right
Height: 6-0 **Weight:** 185
Opening Day Age: 24
Born: October 8, 1970, Chitre Herrera, Panama
Resides: Chitre Herrera, Panama
First Pro Contract: White Sox.
Sox Acquisition: Signed as a free agent, May 11, 1990.
Major League Service: 17 days.
Contract Status: Signed through 1995.

1994: Made his major-league debut on 5/28 vs. Baltimore after having his contract purchased from Class AAA Nashville earlier that day ... singled in his first major-league at-bat off Ben McDonald ... started four games at third base before being optioned back to the Sounds on 6/13 ... tripled on 5/30 at New York for his second hit ... was hitting .301 (40-133) with three home runs and 19 RBI for Nashville at the time of his promotion ... finished third at Nashville with 27 doubles and was one of five Sounds players in double figures for homers with 12 ... home run total was a career high ... went 4-5 with two doubles on 4/23 at Omaha ... drove in six runs on 7/15 at Louisville with only two-homer game of the season ... also drove in five runs with three-hit effort on 8/26 vs. New Orleans ... collected a season-high four hits twice (4/23 at Omaha and 7/15 at Louisville).

Minor League Highlights: **1993:** Ranked fourth among all minor-league third basemen with a .317 (109-344) combined batting average at Class A Sarasota, Class A South Bend and Class AA Birmingham ... played at Sarasota from 4/9-5/4, hitting safely in 12 of 20 games ... hit in 11 of 13 games at South Bend from 6/13-29, including a season-high four-hit effort on 6/24 at Rockford ... returned to Sarasota from 6/30-7/12 ... posted a five-RBI performance on 7/12 at Ft. Myers ... was promoted to the Barons on 7/14 ... hit safely in 36 of 49 games with 22 multihit efforts ... Barons were 20-2 when he drove in a run and 6-0 when he homered ... posted an eight-game hitting streak from 8/1-9 (.500, 15-30) ... had seven total bases on 8/6 at Jacksonville ... homered twice on 7/23 vs. Memphis. **1992:** Led all White Sox minor-league third basemen with 26 doubles, seven home runs, 59 RBI and 16 stolen bases at South Bend ... was the fifth-toughest hitter to strike out in the Midwest League (1:10.48 plate appearances). **1991:** Split first year of professional baseball between South Bend and Sarasota.

Miscellaneous/Personal: Was signed by Miguel Ibarra.

YEAR	CLUB	AVG	G	AB	R	H	TB	2B	3B	HR	RBI	SH	SF	HB	BB	SO	SB	CS	E
1991	South Bend	.245	56	192	23	47	65	10	1	2	22	1	2	5	21	48	5	3	12
	Sarasota (FSL)	.105	3	19	1	2	4	0	1	0	2	0	0	0	2	0	0	1	3
1992	South Bend	.245	132	493	66	121	176	26	4	7	59	2	3	11	36	52	16	13	47
1993	Sarasota (FSL)	.256	33	121	13	31	48	9	4	0	27	1	1	2	9	18	3	1	5
	South Bend	.360	13	50	3	18	24	4	1	0	7	0	0	0	7	7	1	1	4
	Birmingham	.347	49	173	30	60	99	17	2	6	29	0	1	5	20	21	2	1	14
1994	Nashville	.261	107	383	48	100	167	27	2	12	59	2	5	9	30	57	3	2	22
	WHITE SOX	.143	5	14	2	2	4	0	1	0	0	1	0	0	0	5	0	0	0
MINOR TOTALS		.265	395	1431	184	379	583	93	15	27	205	6	12	32	125	203	30	22	107
A.L. TOTALS		.143	5	14	2	2	4	0	1	0	0	1	0	0	0	5	0	0	0
M.L. TOTALS		.143	5	14	2	2	4	0	1	0	0	1	0	0	0	5	0	0	0

— Signed by the White Sox as a free agent (5/11/90).
 — On Class A Sarasota disabled list (5/6-6/13/93).

Batting .300 With 25 Home Runs

Frank Thomas is just the second player in White Sox history to bat over .300 and hit 25-plus home runs multiple times in his career. Thomas has accomplished the feat in 1991 (.318, 32), 1993 (.317, 41) and again in 1994 (.353, 38). Dick Allen also achieved those levels twice (1972 and 1974). Harold Baines (1984) and Zeke Bonura (1934) each accomplished it once in their careers.

STEVE SCHRENK

43



Given Name: Steven Wayne Schrenk
Position: Pitcher
Bats: Right **Throws:** Right
Height: 6-3 **Weight:** 185
Opening Day Age: 26
Born: November 20, 1968, Great Lakes, Ill.
Resides: Aurora, Ore.
First Pro Contract: White Sox.
Sox Acquisition: Selected in the fourth round, June 1987 free agent draft.
Major League Service: None.
Contract Status: Signed through 1995.

PLAYERS

1994: Finished third in the American Association in strikeouts with 134 and eighth in ERA at 3.48 ... 14 wins at Class AAA Nashville fell two short of his career high (16 in 1992) ... his win total tied for second in the league and his 28 starts were third ... established a career high for strikeouts and tied a career high for starts ... went 6-3 with a 3.27 ERA (30 ER/82.2 IP) at home and was 8-3 with a 3.66 ERA (39 ER/96.0 IP) on the road ... posted a 5-1 record with a 2.54 ERA (11 ER/39.0 IP) in May ... won four consecutive starts from 5/14-29, recording a 1.16 ERA (4 ER/31.0 IP) ... tossed complete-game shutouts on 5/19 vs. Buffalo and 5/29 at Buffalo ... struck out eight or more in four starts, including a season-high 11 on 6/9 vs. Indianapolis ... allowed three or fewer earned runs in 23 of 28 starts.

Minor League Highlights: Is 58-38 with a 3.19 ERA (307 ER/867.0 IP) in eight-year minor-league career ... has gone 49-27 (.645) with a 2.90 ERA (216 ER/669.2 IP) over the past five seasons. **1993:** Was a combined 11-9 with a 2.98 ERA (61 ER/184.0 IP) at Class AA Birmingham and Class AAA Nashville ... ranked 14th in ERA and eighth in opponents batting average (.217) and IP (184.0) among all Class AA and Class AAA pitchers ... went 5-1 with a 1.17 ERA (8 ER/61.2 IP) in eight starts with the Barons ... fired a one-hitter on 4/27 vs. Chattanooga ... won his first five decisions, lowering his ERA to 0.76 (4 ER/47.1 IP) ... was named Southern League Pitcher of the Week by Howe Sportsdata from 4/8-15 when he went 2-0 without allowing a run or walk over 16.0 IP (13 strikeouts) ... struck out 10 on 5/13 vs. Charlotte and nine three other times ... ranked seventh in the American Association in ERA ... posted a 2.58 ERA (13 ER/45.1 IP) after July. **1992:** Ranked second at Class A Sarasota with 15 wins and tied for third with a 2.05 ERA (35 ER/154.0 IP) ... threw a three-hit shutout on 7/4 vs. the Miracle ... posted a 6-0 record in August and was named Organizational Player of the Month ... also was named Florida State League Player of the Week for 7/19-25 ... selected as right-handed pitcher on FSL All-Star Team ... honored as co-recipient of Charles Lubin Most Valuable Player Award at Sarasota. **1991:** Went 1-3 in 11 games at Rookie Sarasota ... spent most of the season on the disabled list. **1990:** Was 7-6 with a 2.95 ERA (34 ER/103.2 IP) in 20 games (14 starts) at Class A South Bend. **1989:** Hurlled a two-hit shutout on 5/20 in 3-0 win over Clinton ... was 5-2 in 16 starts at South Bend. **1988:** Tossed one-hitter on 6/2 vs. Springfield. **1987:** Made eight starts at Rookie Sarasota, going 1-2 with a 0.96 ERA (3 ER/28.0 IP) ... fired three-hit shutout vs. Expos on 7/13.

Miscellaneous/Personal: Married Kelli Fortney ... has four children: Kali Katrice (11/23/84), Kodi Michael (7/19/89), Konor Wade (4/17/92) and Kenzi Jade (2/25/94) ... graduated from North Marian High School in Aurora, Ore. in 1987 ... played baseball, basketball and football ... earned All-League and All-State honors as a pitcher ... was a member of the league championship team in 1986 and 1987 ... was signed by Duane Shaffer and Gary Pellant.

YEAR	CLUB	W-L	PCT	ERA	G	GS	CG	SHO	SV	IP	H	R	ER	HR	HB	BB-I	SO	WP	BK
1987	Sarasota (GCL)	1-2	.333	0.95	8	6	1	1	0	28.1	23	10	3	0	2	12-0	19	2	1
1988	South Bend	3-7	.300	5.00	21	18	1	0	0	90.0	95	63	50	4	13	37-0	58	7	2
1989	South Bend	5-2	.714	4.33	16	16	1	1	0	79.0	71	44	38	6	8	44-1	49	9	0
1990	South Bend	7-6	.538	2.95	20	14	2	1	0	103.2	79	44	34	7	11	25-0	92	7	1
1991	Sarasota (GCL)	1-3	.250	2.92	11	7	0	0	0	37.0	30	20	12	0	5	6-0	39	1	0
1992	Sarasota (FSL)	15-2	.882	2.05	25	22	4	2	1	154.0	130	48	35	1	7	40-2	113	7	8
	Birmingham	1-1	.500	3.65	2	2	0	0	0	12.1	13	5	5	0	1	11-0	9	1	0
1993	Birmingham	5-1	.833	1.17	8	8	2	1	0	61.2	31	11	8	2	1	7-0	51	3	0
	Nashville	6-8	.429	3.90	21	20	0	0	0	122.1	117	61	53	11	3	47-3	78	6	3
1994	Nashville	14-6	.700	3.48	29	28	2	1	0	178.2	175	82	69	15	6	69-3	134	14	1
MINOR TOTALS		58-38	.604	3.19	161	141	13	7	1	867.0	764	388	307	46	57	298-9	642	57	14

— Selected by the White Sox in fourth round of free agent draft (6/87).

— On Rookie Sarasota disabled list (4/11-9/3/91).

CHRIS SNOPEK

27



PLAYERS

Given Name: Christopher Charles Snopak
Position: Third Baseman
Bats: Right **Throws:** Right
Height: 6-1 **Weight:** 185
Opening Day Age: 24
Born: September 20, 1970, Cynthiana, Ky.
Resides: Cynthiana, Ky.
First Pro Contract: White Sox
Sox Acquisition: Selected in the sixth round,
 June 1992 free agent draft.
Major League Service: None.
Contract Status: Signed through 1995.

1994: Was named to the Southern League's midseason All-Star Team and ranked second in the league with 20 doubles in the season's first half ... had left little finger fractured by a pitch on 7/29 vs. Carolina and missed the remainder of the season ... 58 RBI tied for the Class AA Birmingham lead ... was chosen the Best Defensive Third Baseman in the SL by *Baseball America* ... had 27 multihit games ... was chosen the Barons Most Valuable Player for position players ... posted season-long eight-game hitting streak from 7/8-16 (.333, 9-27) ... had three three-hit games (last on 7/26 at Orlando) ... drove in season-high three runs four times (last on 7/9-1 at Carolina) ... played in the Arizona Fall League, hitting .303 (44-145) with 10 doubles and a .590 slugging percentage (third in the league) ... was chosen the No. 8 prospect in the organization by *Baseball America* entering the 1994 season and the No. 5 Prospect in a postseason survey by the magazine.

Minor League Highlights: 1993: Combined to hit .269 (119-443) with 29 doubles, 15 home runs and 68 RBI at two stops ... topped Class A Sarasota with 65 walks ... had a five-hit game on 4/13 vs. Quad City. **1992:** Made pro debut at Class A Utica ... led the New York-Penn League in walks with 52 and ranked second in on-base percentage (.406) and fourth in runs (49) ... led the club in games (73) and doubles (15) ... appeared in the Hall of Fame Game with the major-league club on 8/3.

Miscellaneous/Personal: Played collegiate baseball at the University of Mississippi ... named to *Baseball America's* All-America Third Team in 1992 after becoming the first Ole Miss player since 1973 to hit over .400 ... batted .407 with 13 home runs and a school-record 62 RBI ... hit .576 with 20 home runs, 73 RBI and 19 stolen bases as a senior at Harrison County (Ky.) High School ... earned all-state honors in basketball, averaging 18.5 points and 8.0 assists per game ... signed by Mark Bernstein and Warren Hughes.

YEAR	CLUB	AVG	G	AB	R	H	TB	2B	3B	HR	RBI	SH	SF	HB	BB	SO	SB	CS	E
1992	Utica	.282	73	245	49	69	92	15	1	2	29	1	4	2	52	44	14	4	11
1993	South Bend	.389	22	72	20	28	53	8	1	5	18	0	2	3	15	13	1	1	3
	Sarasota (FSL)	.245	107	371	61	91	150	21	4	10	50	3	6	1	65	67	3	2	22
1994	Birmingham	.263	106	365	58	96	145	25	3	6	54	3	5	5	58	49	9	4	25
MINOR TOTALS		.270	308	1053	188	284	440	69	9	23	151	7	17	11	190	173	27	11	61

* Led League

— Selected by the White Sox in sixth round of free agent draft (6/92).

Thomas With The White Sox

The club's record in games when Frank Thomas accomplishes the following over his career:

Year	Hit	Multihit	Run	HR	RBI	BB
1990	23-22	8-9	18-14	4-3	16-9	19-15
1991	64-49	32-22	48-25	13-4	44-18	52-42
1992	69-49	33-15	47-24	13-10	53-23	55-32
1993	70-39	35-14	59-20	27-11	55-20	52-35
1994	58-31	28-11	51-21	27-9	45-17	45-21
Totals	284-190	136-71	223-104	84-37	213-87	223-145
Pct.	.599	.657	.682	.694	.710	.606

FRANK THOMAS

35

**Given Name:** Frank Edward Thomas**Position:** First Baseman**Bats:** Right**Throws:** Right**Height:** 6-5**Weight:** 257**Opening Day Age:** 26**Born:** May 27, 1968, Columbus, Ga.**Resides:** Burr Ridge, Ill.**First Pro Contract:** White Sox.**Sox Acquisition:** Selected in first round (seventh overall), June 1989 free agent draft.**Major League Service:** Four years, 22 days.**Contract Status:** Signed through 1998 with options for 1999 and 2000.

1994: Became the 11th player in major-league history to win consecutive Most Valuable Player awards ... is the first American League player to win successive awards since New York's Roger Maris (1960-61) ... was the runner-up in Player of the Year balloting by the Associated Press ... led the AL in slugging percentage (.729), on-base percentage (.487), walks (109) and runs (106) and was tied for first in extra-base hits (73) ... ranked second in home runs (38) and was third in batting average (.353) and total bases (291) ... tied for third in RBI (101) and doubles (34), while finishing fourth in the league in hits (141) ... his slugging and on-base percentages set club marks, while his batting average was sixth in White Sox history ... slugging percentage of .729 was the 14th-best in baseball history and the highest in the AL since Ted Williams in 1957 (.731) ... his on-base percentage of .487 tied for 34th-best in baseball history ... he averaged .89 RBI per game, third in franchise history and his 109 walks ranked eighth all-time ... was named AL All-Star first baseman by *The Sporting News* and claimed his third Silver Slugger Award ... batted .385 (69-179, third in the AL) with 22 home runs and 50 RBI at Comiskey Park and .327 (72-220) with 16 home runs (tied for second in the AL) and 51 RBI (second in the AL) on the road ... his .342 (101-295) batting average vs. right-handers was sixth in the AL and .385 (40-104) mark vs. left-handers was fourth ... averaged one RBI every 4.0 at-bats (second in the AL) and one home run every 10.5 at-bats (first in the AL) ... his 32 home runs at the All-Star Break were the most ever by a Sox player and the seventh-most in baseball history ... drew his 525th career walk on 8/9 at Oakland to tie Sherm Lollar for eighth place on the all-time Sox list ... recorded 100th and 101st RBI on 8/7 at California, becoming the fastest Sox player to reach 100 RBI in a season ... blasted 38th home run on 8/6 at California to pass Dick Allen (1972) and Carlton Fisk (1985) for second place on the club's single-season list ... with 142 home runs, ranks fourth on the club's career list ... finished July with 31 RBI, tying Carlton Fisk (July 1985) for the second-best RBI production by a White Sox hitter in a month (since 1964) ... ranks fifth in the majors in consecutive games played with 114 ... drew four walks on

AL Multiple MVP Winners

3	Mickey Mantle	1956, 57, 62
	Yogi Berra	1951, 54, 55
	Joe DiMaggio	1939, 41, 47
	Jimmie Foxx	1932, 33, 38
2	Frank Thomas	1993, 94
	Cal Ripken Jr.	1983, 91
	Robin Yount	1982, 89
	Roger Maris	1960, 61
	Ted Williams	1946, 49
	Hal Newhouser	1944, 45
	Hank Greenberg	1935, 40

Consecutive MVP Award Winners



7/23 at Cleveland to tie career high ... tied game on 7/18 vs. Detroit in the seventh inning with third career grand slam ... drove in five runs in a game for the eighth time in his career on 7/9 at Milwaukee (second time in 1994) ... four-hit effort on 7/7 at Detroit was third of the season and ninth of his career ... hit two home runs in a game for the second time in 1994 and eighth of his career on 6/21 vs. Texas ... the Sox were 37-9 when he reached base three or more times ... had 34 two-out RBI ... Sox were 27-9 when he homered, 45-17 when he drove in a run and 51-21 when he scored ... started 100 games at first base and 12 as designated hitter (one appearance as a pinch hitter on 6/14) ... had an on-base percentage of .504 and a slugging percentage of .798 vs. left-handed pitchers (both first in the AL) and posted marks of .482 (first in the AL) and .705 (second in the AL) vs. right-handers ... batted .333 (5-15) with an 0-2 count ... was named to the All-MLB Team by *Beckett Baseball Card Monthly*.

Monthly Bests

Avg.452
5/94

HR 12
5/94

RBI 31
7/94

Major League Highlights: Became the 52nd multiple MVP award winner in the history of the four major sports (baseball, basketball, football and hockey) ... only five athletes have won three or more consecutive MVP awards, none in baseball (Wayne Gretzky won eight consecutive National Hockey League MVP honors from 1980-87) ... was the highest-ranked AL player in the 1993-94 Elias Sports Bureau rankings ... is just the third player in modern major-league baseball history to bat over .300, with 20 home runs and 100 RBI, 100 runs and 100 walks in four consecutive seasons ... the other two are Lou Gehrig (1929-32, 1934-37) and Ted Williams (1946-49) ... his career on-base percentage of .449 is fifth all-time and his lifetime slugging percentage of .590 ranks sixth ... is a lifetime .362 (230-636) hitter vs. left-handers ... 37 of his 142 career homers have come with two strikes ... ranks third among active players in batting average (behind Wade Boggs .335 and Tony Gwynn .333) and leads all major leaguers in career on-base percentage (.449), slugging (.590) and at-bats per RBI (4.7:1) ... his career strikeout-to-walk ratio is 1:0.7, which is tied for the fifth-best figure among active players ... leads the majors with a .362 (230-636) average vs. left-handers over the past five years and is second among all players with a .335 (635-1,898) average on grass over that span ... is a lifetime .313 hitter (199-635) with runners in scoring position, a .402 hitter (269-669) when ahead in the count and a .329 hitter after the All-Star Break, the third-best mark in the majors since 1990 ... was the first major league player to agree to a salary for the year 2000 ... his 519-foot drive was the longest of the home-run competition at the 1994 All-Star Game ... is 3-3 with a walk, RBI and run scored in All-Star competition. **1993:** Was a unanimous choice as AL Most Valuable Player ... became the 10th player in baseball history to be a unanimous selection (Houston's Jeff Bagwell was the 11th in 1994) ... was the third player in White Sox history to be named MVP, joining Nellie Fox (1959) and Dick Allen (1972) ... also was selected to the AL Silver Slugger team ... it was the second Silver Slugger honor of his career (as designated hitter in 1991) ... set the franchise home run mark with 41 homers on the season ... ranked in the AL Top 10 in hitting (.317), home runs (41), RBI (128), runs (106), total bases (333), walks (112), on-base percentage (.426), slugging percentage (.607) and extra-base hits (77) ... led the league in at-bats per RBI (4.3:1) and was third in at-bats per home run (13.4:1) ... was selected as the top player in the AL in a poll of his peers ... the Players Choice Award was presented by the Major League Baseball Players Association ... was selected the first baseman on the Associated Press Major League All-Star Team ... was the 10th-hardest player to strike out in the AL ... double on 9/15 at Kansas City set club extra-base hit mark after double on 9/14 tied Joe Jackson's club record ... hit his 41st home run on 9/11 vs. Detroit ... tied the franchise single-season home run record with his 37th on 8/31 at New York ... home run was also the 100th of his career ... banged his left arm into the fence trying to make catch on 9/19 at Oakland ... did not play from 9/27 until the final day of the regular season ... batted .326 (91-279) with 26 home runs and 66 RBI at home ... led the team with a .336 (80-238) average, 21 home runs and 60 RBI after the All-Star Break ... 22 of his 41 home runs tied the score or put the Sox ahead, including 13 of his last 16 ... 26 home runs at Comiskey Park were one behind Dick Allen's record 27 in 1972 ... drove in 128 runs, tying Luke Appling

Chicago MVPs

Frank Thomas, White Sox	1994
Frank Thomas, White Sox	1993
Michael Jordan, Bulls	1992
Michael Jordan, Bulls	1991
Michael Jordan, Bulls	1988
Andre Dawson, Cubs	1987
Ryne Sandberg, Cubs	1984
Walter Payton, Bears	1977
Walter Payton, Bears	1976
Dick Allen, White Sox	1972
Stan Mikita, Blackhawks	1968
Stan Mikita, Blackhawks	1967
Bobby Hull, Blackhawks	1966
Bobby Hull, Blackhawks	1965
Nellie Fox, White Sox	1959
Ernie Banks, Cubs	1959
Ernie Banks, Cubs	1958
Al Rollins, Blackhawks	1954
Hank Sauer, Cubs	1952
Max Bentley, Blackhawks	1946
Phil Cavaretta, Cubs	1945
Gabby Hartnett, Cubs	1935

(1936) for second place all-time for the Sox ... had major-league leading 15 first-inning homers and 35 RBI ... was the fastest Sox player to 100 RBI since at least 1940 ... finished the season second in the league in RBI to Cleveland's Albert Belle (129 to 128) ... hit 11 home runs in July and 10 in August when he was AL Player of the Month ... reached base safely in 138 of 153 games ... batted .420 on the first pitch, the second-best mark in the AL ... his slugging percentage vs. left-handers (.649) was second in the AL, while his slugging percentage vs. right-handers (.590) was fifth-best ... had an on-base percentage of .429 vs. right-handers ... reached base safely 288 times, the fourth-highest total in the AL ... his 13 sacrifice flies were a franchise record, breaking Minnie Minoso's mark of 12 in 1961 ... collected a hit in his one at-bat in the All-Star Game ... matched career highs with two home runs and five RBI on 7/11 at Baltimore ... had 18-game hitting streak stopped on 6/29 at Cleveland ... streak was longest of the season by a Sox player and was one game short of his personal best ... hit second career grand slam on 4/30 vs. Toronto ... had 15 RBI over five games (4/26-30), the best performance by a Sox player since at least 1981 ... started 149 games at first base and four as designated hitter. **1992:** Led the AL in extra-base hits (72) and on-base percentage (.439) ... tied for first in walks (122) and doubles (46) ... ranked second in runs (108), third in average (.323), slugging percentage (.536) and RBI (115), fourth in total bases (307) and fifth in hits (185) ... registered club-record 46th double on 10/3 at Seattle ... became only the fifth Sox hitter since 1943 to reach the 40-double plateau ... named September's AL Player of the Month ... batted .357 (50-140) vs. left-handers ... hit .342 (96-281) on the road, second-best in the majors ... tallied club-high 48th multihit game on 10/1 ... RBI total of 115 tied for seventh in club history ... recorded first five-hit game of his career on 9/16 at New York ... recorded career-high 19-game hitting streak (.432, 32-74) that ended on 8/10 at Oakland ... became the first player in Sox history to walk 100 times in consecutive seasons ... named AL Player of the Week twice (5/4-10 and 7/20-26) ... batted .343 (138-402) with 17 home runs and 85 RBI in 110 games after moving to the third spot in the batting order on 6/6 ... hit two home runs on 5/8 at Baltimore, including the game-winner in the 10th inning ... became just the second Sox player to record 20 or more home runs and 100 or more RBI in consecutive seasons, joining Eddie Robinson (29/117 in 1951 and 22/104 in 1952) ... with 109 RBI in 1991 and 115 in 1992, also became the sixth Sox player to drive in 100 runs in consecutive seasons and the first since Minnie Minoso (104 in 1953 and 116 in 1954). **1991:** Finished third in AL MVP voting with 181 total points (Cal Ripken 318, Cecil Fielder 286) ... named to both Associated Press and *The Sporting News* postseason All-Star teams ... finished second to Chili Davis in AL Outstanding Designated Hitter voting ... reached base safely 317 times (178 hits, 138 walks and one hit by pitch) to become the 38th player (88 times) in modern major league history to reach base safely at least 300 times ... set franchise record for walks on 9/28 vs. Seattle, breaking Lu Blue's 60-year-old mark of 127 and finished with 138 ... led AL in on-base percentage (.453), finished fifth in home runs (32) and RBI (109), eighth in runs (104) and ninth in batting average (.318) ... reached base safely (by hit, walk, hit by pitch) in 145 of 158 games

100 RBI In First Four Full Seasons

Frank Thomas, SOX	1991-94
Don Mattingly, NY-AL	1984-87
Al Rosen, CLE	1950-54
Ted Williams, BOS	1939-42
Joe DiMaggio, NY-AL	1936-42
Hal Trosky, CLE	1934-39
Al Simmons, PHL-AL/SOX	1924-34

Unanimous MVPs

Jeff Bagwell, HOU	1994
Frank Thomas, CHI-AL	1993
Jose Canseco, OAK	1988
Mike Schmidt, PHL	1980
Reggie Jackson, OAK	1973
Denny McLain, DET	1968
Orlando Cepeda, STL	1967
Frank Robinson, BAL	1966
Mickey Mantle, NY-AL	1956
Al Rosen, CLE	1953
Hank Greenberg, DET	1935

... 32 home runs tied for sixth on Sox single-season all-time home run list (Ron Kittle, 1984; Greg Luzinski, 1983 and Dick Allen, 1974) ... named AL Player of the Week on 4/28 and 8/4 ... named AL Player of the Month for August when he hit .373 (41-110) with eight home runs, 27 RBI and 24 walks ... 309 total bases are the fourth-highest total in franchise history ... Sox posted 22-8 mark when he homered and 24 of his 32 roundtrippers came at Comiskey Park ... became second Sox player to bat over .300, hit 30 or more home runs and drive in over 100 runs (Dick Allen, 1972; .308, 37 HR, 113 RBI) ... started 101 games at designated hitter and 56 at first base ... appeared in 158 games ... had exploratory arthroscopic surgery on his right shoulder performed by Dr. Frank Jobe on 10/11. **1990:** Made rookie debut in a White Sox uniform on 8/2 at Milwaukee ... collected hits in 45 of his 60 games, including a 13-game hitting streak (9/17-9/30) ... his .330 batting average was the highest by a Sox player with at least 200 plate appearances since Taffy Wright hit .333 in 1942 ... named AL Player of the Week on 9/24 ... had seven home runs, 31 multihit games, 44 walks and a .529 slugging percentage ... had .989 fielding percentage at first base ... his 156 major and minor league walks led professional baseball.

Minor League Highlights: 1990: Named *Baseball America's* Minor League Player of the Year for his efforts at Class AA Birmingham ... batted .323 in 109 games for the Barons with a league-best 112 walks ... cracked 18 home runs while driving in 71 ... named Topps Southern League Player of the Month for July. **1989:** Following selection from Auburn University, split season between Rookie White Sox and Class A Sarasota ... with Rookie Sox of the Gulf Coast League, batted .333 (16-48) over 16 games ... played 55 games at Sarasota of the Florida State League, hitting .277 (52-188) ... cracked nine doubles, four homers and 30 RBI.

Miscellaneous/Personal: Married Elise Silver ... has two children: Sterling Edward (7/14/92) and Sloan Alexandra (3/23/94) ... was signed by Danny Monzon and Mike Rizzo ... started Chicago business, Big Hurt Enterprises, after the 1994 season to handle marketing, fan mail and his Foundation's efforts ... established the Frank Thomas Charitable Foundation in 1993 ... Foundation assists children and others in need ... one of the charities to benefit is the Leukemia Society of America ... participates in the United Way Crusade of Mercy Home Run Night program ... is Sox spokesperson for MLB/NEA "Give School a Major League Effort" program ... member of the Leukemia Society of America's national sports committee ... signed a football scholarship with Auburn University in 1986 ... played only as a freshman, catching three passes for a total of 45 yards as a tight end ... played baseball at Auburn and holds the school record for career home runs (49) and single-season record for walks (73) ... named Southeastern Conference's MVP in 1989 and was All-SEC Tournament selection ... selected to *The Sporting News* 1989 All-America Team ... led SEC in batting (.403) and RBI (83) and finished second in home runs (19) ... was named First-Team All-SEC first baseman in 1988 ... led SEC in batting with a .385 average ... was named the designated hitter on *Baseball America's* Modern Era College All-Star Team ... during summer was member of U.S. National Team ... hit .339 (21-62) with 13 runs scored, two home runs, 15 runs batted in and four stolen bases ... selected member of *Baseball America's* Freshman All-America Team as first baseman and first team All-SEC in 1987 ... set Auburn single-season home run record with 21 homers ... member of the U.S. Pan-Am Team ... a graduate of Columbus (Ga.) High School ... All-State and Bi-City Player of the Year in baseball his senior year ... made a cameo appearance in the 1992 film, "Mr. Baseball," starring Tom Selleck ... appeared in an episode of "Married...With Children" in November 1994 ... was the grand marshal of the 1994 Brach Holiday Parade in Chicago.

YEAR	CLUB	AVG	G	AB	R	H	TB	2B	3B	HR	RBI	SH	SF	HB	BB	SO	SB	CS	E
1989	Sarasota (GCL)	.333	16	48	7	16	24	5	0	1	11	0	2	2	10	24	4	7	2
	Sarasota (FSL)	.277	55	188	27	52	75	9	1	4	30	0	1	3	31	33	0	1	7
1990	Birmingham	.323	109	353	84	114	205	27	5	18	71	0	4	5	112	74	7	5	14
	WHITE SOX	.330	60	191	39	63	101	11	3	7	31	0	3	2	44	54	0	1	5
1991	WHITE SOX	.318	158	559	104	178	309	31	2	32	109	0	2	1	138	112	1	2	2
1992	WHITE SOX	.323	160	573	108	185	307	#46	2	24	115	0	11	5	122	88	6	3	13
1993	WHITE SOX	.317	153	549	106	174	333	36	0	41	128	0	13	2	112	54	4	2	15
1994	WHITE SOX	.353	113	399	*106	141	291	34	1	38	101	0	7	2	*109	61	2	3	7
MINOR TOTALS		.309	180	589	118	182	304	41	6	23	112	0	7	10	153	131	11	13	23
A.L. TOTALS		.326	644	2271	463	741	1341	158	8	142	484	0	36	12	525	369	13	11	42
M.L. TOTALS		.326	644	2271	463	741	1341	158	8	142	484	0	36	12	525	369	13	11	42

*Led League #Tied for League Lead

— Selected by the White Sox in first round (seventh overall) of free agent draft (6/5/89).

Thomas Joins Ted Williams And Lou Gehrig

Despite appearing in just 113 games because of the Players Association strike, Frank Thomas became only the third player in major-league history to bat .300 with 20 or more home runs and 100 RBI, 100 walks and 100 runs scored in four consecutive seasons ... Thomas is the first to reach those levels in each of his first four full years ... the other two players to accomplish the feat over four seasons are Hall of Famers Ted Williams (1946-49) and Lou Gehrig (twice, 1929-32, 1934-37) ... Thomas over the four years:

Year	AVG	AB	R	H	HR	RBI	BB
1991	.318	559	104	178	32	109	138
1992	.323	573	108	185	24	115	122
1993	.317	549	106	174	41	128	112
1994	.353	399	106	141	38	101	109
Totals	.326	2080	424	678	135	453	481

LEAGUE CHAMPIONSHIP SERIES RECORD

YEAR	CLUB	AVG	G	AB	R	H	TB	2B	3B	HR	RBI	SH	SF	HB	BB	SO	SB	CS	E
1993	SOX vs. Tor.	.353	6	17	2	6	9	0	0	1	3	0	0	0	10	5	0	0	0

ALL-STAR GAME RECORD

YEAR	CLUB, SITE	AVG	G	AB	R	H	TB	2B	3B	HR	RBI	SH	SF	HB	BB	SO	SB	CS	E
1993	A.L., Baltimore	1.000	1	1	0	1	1	0	0	0	0	0	0	0	0	0	0	0	0
1994	A.L., Pittsburgh	1.000	1	2	1	2	2	0	0	1	0	0	0	1	0	0	0	0	0
TOTALS		1.000	2	3	1	3	3	0	0	1	0	0	0	1	0	0	0	0	0

THOMAS' STATISTICAL BREAKDOWN

CLUB	1994						CAREER					
	AVG	G	AB	H	HR	RBI	AVG	G	AB	H	HR	RBI
Baltimore	.526	6	19	10	4	4	.360	41	150	54	18	45
Boston	.333	6	21	7	4	7	.280	49	168	47	11	30
California	.484	10	31	15	4	10	.372	56	191	71	12	40
Cleveland	.278	12	36	10	3	12	.330	50	176	58	11	40
Detroit	.340	12	47	16	4	13	.352	48	179	63	14	48
Kansas City	.289	10	38	11	2	6	.337	56	202	68	9	38
Milwaukee	.400	12	40	16	2	10	.344	52	186	64	8	31
Minnesota	.423	6	26	11	4	9	.281	51	185	52	11	35
New York	.400	6	20	8	2	6	.349	42	146	51	8	34
Oakland	.200	9	30	6	1	4	.278	52	176	49	7	28
Seattle	.368	10	38	14	3	9	.344	53	183	63	14	42
Texas	.344	9	32	11	5	10	.313	49	179	56	12	44
Toronto	.286	5	21	6	0	1	.300	45	150	45	7	29
1994 Totals/Lifetime	.353	113	399	141	38	101	.326	644	2271	741	142	484
Home	.385	53	179	69	22	50	.342	319	1090	373	84	244
Road	.327	60	220	72	16	51	.312	325	1181	368	58	240
Day	.377	33	106	40	8	24	.324	172	602	195	36	127
Night	.345	60	293	101	30	77	.327	472	1669	546	106	357
Left	.385	—	104	40	12	23	.362	—	636	230	50	134
Right	.342	—	295	101	26	78	.313	—	1635	511	92	350
Grass	.364	98	338	123	36	93	.335	541	1898	635	127	424
Turf	.295	15	61	18	2	8	.284	103	373	106	15	60
1st Half	.383	86	303	116	32	78	.324	336	1189	385	79	261
2nd Half	.260	27	96	25	6	23	.329	308	1082	356	63	223
April	.295	23	88	26	8	20	.274	80	292	80	15	61
May	.452	25	84	38	12	28	.348	104	359	125	28	90
June	.368	27	95	35	9	16	.326	112	405	132	26	80
July	.354	29	99	35	7	31	.344	108	384	132	30	89
August	.212	9	33	7	2	6	.336	123	432	145	28	94
Sept-Oct	—	—	—	—	—	—	.318	117	399	127	15	70
As a PH	.000	1	0	0	0	0	.500	4	4	2	0	1
As a DH	.234	13	47	11	2	8	.314	128	458	144	25	84

THOMAS' CAREER BY PARK

CLUB	1994						CAREER					
	AVG	G	AB	H	HR	RBI	AVG	G	AB	H	HR	RBI
Baltimore	.500	3	10	5	1	1	.275	14	51	14	5	13
Boston	.364	3	11	4	3	4	.281	24	89	25	6	16
California	.389	6	18	7	2	5	.382	29	102	39	7	22
Chicago	.385	53	179	69	22	50	.342	319	1017	348	82	231
Cleveland	.238	6	21	5	1	6	.238	6	21	5	1	6
Detroit	.375	6	24	9	2	7	.345	22	84	29	5	25
Kansas City	.188	4	16	3	0	3	.297	27	101	30	1	15
Milwaukee	.348	6	23	8	2	8	.337	27	101	34	4	19
Minnesota	.353	4	17	6	1	2	.228	27	101	23	4	15
New York	.375	3	8	3	0	1	.347	21	72	25	3	19
Oakland	.227	6	22	5	1	4	.264	27	91	24	4	18
Seattle	.313	4	16	5	1	2	.326	27	95	31	6	16
Texas	.364	6	22	8	2	7	.364	6	22	8	2	7
Toronto	.333	3	12	4	0	1	.289	21	76	22	4	14

Thomas' Career Bests

Game	Season
Hits — 5 (9/16/92 at N.Y.-AL)	185 (1992)
HR — 2 (eight times, last 6/21/94 vs. Tex.)	41 (1993)
GS — 1 (three times, last 7/18/94 vs. Det.)	3 career (7/18/94 vs. Det.)
RBI — 5 (eight times, last 7/9/94 at Mil.)	128 (1993)
SB — 1 (13 times, last 7/25/94 at K.C.)	6 (1992)
Hitting Streak — 19 (7/20-8/9/92)	

Thomas In 1994 White Sox Wins And Losses

... in Victories						... in Losses					
Month	AVG	H	AB	HR	RBI	Month	AVG	H	AB	HR	RBI
April	.373	19	51	6	14	April	.189	7	37	2	6
May	.540	27	50	10	22	May	.324	11	34	2	6
June	.356	16	45	5	9	June	.380	19	50	4	7
July	.422	27	64	7	27	July	.229	8	35	0	4
August	.300	6	20	1	4	August	.077	1	13	1	2
Totals	.413	95	230	29	76	Totals	.272	46	169	9	25

Frank Thomas Facts

1994 Accomplishments

- ◆ Became the first player in White Sox history to lead the team in the Triple Crown categories three different seasons. Thomas has led the Sox in batting average, home runs and RBI in 1991, 1993 and 1994.
- ◆ His 38 home runs were the second-highest single-season total in franchise history.
- ◆ Reached base safely in 104 of 113 games this season (92.0 percent).
- ◆ Hit in 89 of 113 games (78.8 percent).
- ◆ 73 of his 141 hits (51.8 percent) went for extra bases, the best percentage in franchise history.
- ◆ Has 23 first-inning home runs over the last two seasons, 15 in 1993 and eight in 1994.
- ◆ Posted a season-long 15-game hitting streak from 5/20-6/7 (.490, 24-49).
- ◆ Scored at least one run in 14 consecutive games (4/4-19).
- ◆ Reached base safely in 30 consecutive games (5/1-6/8).
- ◆ His longest stretch of the season without a hit was nine at-bats (6/7-9).
- ◆ Led the American League in seven offensive categories at the All-Star Break (batting average, runs, walks, on-base percentage, slugging, total bases and extra-base hits).
- ◆ Named AL Player of the Month for the fourth time in his career in May and the fifth time in July.
- ◆ Named AL Player of the Week on 5/31 (sixth time in career) and 7/11 (seventh time).

All-Star Facts

- ◆ Named to the All-Star Team for the second time in his career (also in 1993). Went 2-2 with an RBI and a run scored. Has reached safely in all four All-Star Game plate appearances.
- ◆ Was the top vote-getter among AL first basemen.
- ◆ Was the first White Sox starter in an All-Star Game since Harold Baines (DH in 1989) and first voted starter since Carlton Fisk (C in 1985). Thomas was the first starting White Sox first baseman in an All-Star contest since Dick Allen in 1974.
- ◆ His 519-foot drive was the longest of the All-Star Game home run competition.

Historical Accomplishments

- ◆ His .729 slugging percentage (a club record) was the 14th best in baseball history and the highest since Ted Williams posted .731 in 1957.
- ◆ Became only the third player (four times) in baseball history to hit .300 with 20 home runs, 100 RBI, 100 walks and 100 runs scored in four straight seasons. Ted Williams (1946-49) and Lou Gehrig (1929-32, 1934-37) are the others to accomplish the feat.
- ◆ Is the fifth player (six times) to collect 100 walks and 100 RBI in four straight seasons. Lou Gehrig (1929-32, 34-38), Babe Ruth (1930-33), Ted Williams (1946-49) and Ralph Kiner (1948-51) are the others to accomplish the feat.
- ◆ Along with Cleveland's Albert Belle and Houston's Jeff Bagwell, became the first player to hit .350 or better with 30 or more home runs since Detroit's Norm Cash in 1961.
- ◆ Ranked among the league's Top 5 in 10 of 12 offensive categories, the only player since 1978 to accomplish that feat. In that span, George Brett (1985) and Dwight Evans (1984) are the only other players to rank among the Top 10 in 10 categories.
- ◆ Became the 12th player in major-league history to hit 30 home runs before the All-Star Break.

Thomas in White Sox History

- ◆ Posted the best batting average by a Sox player since Luke Appling's club-record .388 in 1936.
- ◆ Was the fastest player to 100 RBI (8/7, game number 110) in a season.
- ◆ Became the fastest Sox player to 20 (5/29, game number 46), 25 (6/20, game number 66), 30 (7/5, game number 80) and 35 (7/21, game number 94) home runs.
- ◆ Set Sox franchise records with a walk average of .214 and an average of .94 runs scored per game.
- ◆ Is in fourth place on the club's all-time home run list with 142.
- ◆ Tied Sherm Lollar for eighth place in franchise history with 525 walks.
- ◆ Tied a franchise record by homering in five consecutive games, a feat he accomplished twice this season (4/14-19 and 5/24-29).
- ◆ His 31 RBI in July tied for the second-highest monthly total by a Sox player since 1964.
- ◆ His 12 home run-performance in May and eight in April set Sox records (since 1964) and his .452 batting average in May was the best monthly performance since Pat Kelly hit .486 in April 1973.

LARRY THOMAS

50



Given Name: Larry Wayne Thomas Jr.
Position: Pitcher
Bats: Right **Throws:** Left
Height: 6-1 **Weight:** 195
Opening Day Age: 25
Born: October 25, 1969, Miami, Fla.
Resides: Mobile, Ala.
First Pro Contract: White Sox.
Sox Acquisition: Selected in second round, June 1991 free agent draft.
Major League Service: None.
Contract Status: Signed through 1995.

1994: Led Class AA Birmingham with 24 starts and 144.0 IP ... was 4-4 with a 4.64 ERA (33 ER/64.0 IP) in 10 starts at home ... won consecutive decisions on 4/20 vs. Memphis and 5/6 vs. Huntsville to even record at 2-2 ... lost seven of eight decisions from 5/27-8/15 ... won two of his last three starts, losing only a complete-game effort vs. Orlando on 8/25 ... allowed two or fewer earned runs in five of his final six starts, posting a 2.68 ERA (12 ER/40.1 IP) ... struck out a season-high six three times (last on 6/13 vs. Nashville).

Minor League Highlights: Has a 3.35 ERA (212 ER/569.0 IP) over his four-year pro career. **1993:** Split season among Class AAA Nashville, Class A Sarasota and Class AA Birmingham ... combined to go 8-9 with a 4.68 ERA (88 ER/ 169.1 IP) ... began season in Nashville and lost five of his first six decisions with the Sounds before winning three of last four ... dropped first two decisions at Sarasota before winning four straight ... was 4-0 with a 1.60 ERA (7 ER/39.1 IP) in August ... fired three consecutive complete games (8/3-15), including back-to-back shutouts on 8/11-15 ... tossed one-hitter (7.0 IP) on 8/11 vs. Osceola ... started one regular-season game with the Barons and made two starts in the Southern League playoffs ... pitched in the Arizona Fall League. **1992:** Topped the White Sox organization and ranked second among all minor leaguers with a 1.84 ERA (36 ER/176.1 IP) at Class A Sarasota and Class AA Birmingham ... led the SL with a 1.94 ERA and was named co-recipient of the Charles Lubin Most Valuable Player Award at Birmingham ... honored as SL Player of Week for 8/10-16 ... selected as the left-handed pitcher on the SL All-Star Team ... named Organizational Player of the Month for April at Sarasota after recording a 3-0 mark with a 1.00 ERA ... tossed 6.0 shutout IP and was the winning pitcher in the White Sox' 5-0 victory over the Cubs in the Windy City Classic on 5/25 at Wrigley Field ... added two hits in the game ... posted a 1.76 ERA over his first two seasons. **1991:** Made professional debut at Class A Utica of the New York-Penn League ... ranked third in the league with a 1.47 ERA ... struck out 10 batters on 8/2 at Oneonta ... averaged 7.49 strikeouts per 9.0 IP (61 SO/73.1 IP).

Miscellaneous/Personal: Married Alicia Patterson ... has one child: Toby Nicholas (12/9/93) ... was signed by Mark Bernstein and Guy Mader ... played collegiate baseball at the University of Maine ... an avid fisherman, golfer and hunter.

YEAR	CLUB	W-L	PCT	ERA	G	GS	CG	SHO	SV	IP	H	R	ER	HR	HB	BB-I	SO	WP	BK
1991	Utica	1-3	.250	1.47	11	10	0	0	0	73.1	55	22	12	2	0	25-0	61	3	0
	Birmingham	0-0	.000	3.00	2	0	0	0	0	6.0	6	3	2	0	0	4-1	2	0	0
1992	Sarasota (FSL)	5-0	1.000	1.62	8	8	0	0	0	55.2	44	14	10	1	0	7-1	50	2	0
	Birmingham	8-6	.571	1.94	17	17	3	0	0	120.2	102	32	26	4	1	30-2	72	5	0
1993	Nashville	4-6	.400	5.99	18	18	1	0	0	100.2	114	73	67	15	1	32-4	67	4	1
	Sarasota (FSL)	4-2	.667	2.48	8	8	3	2	0	61.2	52	19	17	3	0	15-0	27	1	1
1994	Birmingham	0-1	.000	5.14	1	1	0	0	0	7.0	9	5	4	1	1	1-1	5	0	0
	Birmingham	5-10	.333	4.63	24	24	1	0	0	144.0	159	96	74	17	5	53-0	77	11	2
MINOR TOTALS		27-28	.491	3.35	89	86	8	2	0	569.0	541	264	212	43	8	167-9	361	26	4

* Led League

— Selected by the White Sox in second round of free agent draft (6/4/91).

— On Class AA Birmingham disabled list (7/3-14/94).

RBI Record

Taft Wright of the White Sox holds the American League record for consecutive games with an RBI. In 1941, Wright collected an RBI in 13 consecutive games.

CHRIS TREMIE

53



PLAYERS

Given Name: Christopher James Tremie
Position: Catcher
Bats: Right **Throws:** Right
Height: 6-0 **Weight:** 200
Opening Day Age: 25
Born: October 17, 1969, Houston, Texas
Resides: Houston, Texas
First Pro Contract: White Sox.
Sox Acquisition: Selected in the 39th round,
 June 1992 free agent draft.
Major League Service: None.
Contract Status: Signed through 1995.

1994: Set career bests in virtually every offensive category at Class AA Birmingham ... caught 91 games ... fielding average of .991 was third in the Southern League, .005 off the league's best ... posted season-long six-game hitting streak from 7/10-20 (.318, 7-22) ... drove in season-high three runs three times, including consecutive three-RBI efforts on 7/10 at Carolina and 7/14-1 at Knoxville ... homered on 7/10 at Carolina and again on 7/24 at Jacksonville ... had 17 multihit games with two three-hit contests (7/3 vs. Nashville and 8/20 vs. Chattanooga) ... threw out 34.7 percent (41-118) of opposing basestealers, ninth in the SL ... batted .246 (17-69) in 23 games with Scottsdale of the Arizona Fall League.

Minor League Highlights: Has appeared in just 163 minor-league games over his career, 92 coming in 1994 at Class AA Birmingham. **1993:** Split season among Rookie Sarasota, Class A Sarasota and Class A Hickory ... combined to bat .179 (35-196) with one home run and 22 RBI in 65 games. **1992:** Played six games at Class A Utica in first professional season.

Miscellaneous/Personal: Married Angela Price ... played college baseball at the University of Houston where he holds the school's all-time record for being hit by a pitch (19) ... posted career highs in batting average (.265), home runs (six) and RBI (27) as a junior in 1991 ... batted .462 with six homers and 36 RBI as a senior at South Houston High School ... was drafted by the Houston Astros in June 1988 free agent draft but did not sign ... was recommended/signed by Marti Wolever and Ken Stauffer.

YEAR	CLUB	AVG	G	AB	R	H	TB	2B	3B	HR	RBI	SH	SF	HB	BB	SO	SB	CS	E
1992	Utica	.063	6	16	1	1	1	0	0	0	0	0	0	0	0	5	0	0	1
1993	Sarasota (GCL)	.000	2	4	0	0	0	0	0	0	0	0	0	0	0	0	0	0	0
	Sarasota (FSL)	.162	14	37	2	6	7	1	0	0	5	0	0	3	2	4	0	0	0
	Hickory	.187	49	155	7	29	40	6	1	1	17	1	0	4	9	26	0	0	4
1994	Birmingham	.225	92	302	32	68	87	13	0	2	29	3	2	6	17	44	4	1	6
MINOR TOTALS		.202	163	514	42	104	135	20	1	3	51	4	2	13	28	79	4	1	11

—Selected by the White Sox in 39th round of free agent draft (6/92).

Quickest To 100 RBI

Frank Thomas became the fastest White Sox player to reach 100 RBI last season as he topped his own mark set in 1993. Thomas recorded his 100th and 101st RBI on August 7, 1994 in the team's 110th game. In 1993, he accomplished the goal on August 18, 1993 in the club's 118th contest.

ROBIN VENTURA

23



Given Name: Robin Mark Ventura

Position: Third Baseman

Bats: Left

Throws: Right

Height: 6-1

Weight: 198

Opening Day Age: 27

Born: July 14, 1967, Santa Maria, Calif.

Resides: Santa Maria, Calif.

First Pro Contract: White Sox.

Sox Acquisition: Selected in first round (10th overall), June 1988 free agent draft.

Major League Service: Four years, 153 days.

Contract status: Signed through 1997 with an option for 1998.

1994: His .282 (113-401) batting average in 109 games tied the second-highest mark of his career and was 13 points above his career average of .269 entering 1994 ... his 18 home runs ranked third on the team and give him 79 over the last four seasons ... 78 RBI were third on the club and his 61 walks tied for third ... registered an eight-game hitting streak from 8/2-9 (.355, 11-31) ... batted .306 (38-124) with runners in scoring position and .455 (5-11) with the bases loaded ... eight sacrifice flies led the team ... he was walked intentionally 15 times, ranking third in the American League ... batted .320 (33-103) after the All-Star Break ... had 65 RBI at the All-Star Break, 16 more than his next-best total at the break (49 in 1993) ... made major-league debut at shortstop on 5/20 at Oakland ... White Sox were 33-10 when he drove in a run ... hit two home runs for the seventh time in his career and second time in 1994 on 4/24 vs. Detroit ... both home runs followed blasts by Julio Franco, marking the first time in franchise history that two players hit back-to-back home runs twice in the same game ... grand slam on 4/6 at Toronto was the fifth of his career, tying Harold Baines for the all-time club mark ... five RBI on 4/6 at Toronto was one short of his career best ... his 22 double plays topped AL third basemen.

Major League Highlights: Is the first White Sox player to be the regular third baseman for five consecutive seasons since Willie Kamm (1923-30) ... leads major-league third basemen in RBI (365), games (580), walks (339), total chances (1,652) and putouts (467) over the last four seasons ... ranks among all-time Sox third base leaders in games (3rd, 734), double plays (3rd, 140), fielding average (3rd, .953), total chances (4th, 2,116), putouts (4th, 602) and assists (4th, 1,414) ... his 83 home runs as a third baseman are second to Bill Melton (134) on the all-time Sox list ... Ventura and Frank Thomas have both homered in a game 24 times in their careers ... the Sox are 19-5 in those games, including 6-0 in 1994 ... he needs one more home run for 85 in his career, tying Dick Allen, Carlos May and Al Smith for 10th on the all-time Sox list ... is a career .292 batter (257-881) when hitting second. **1993:** Won his third consecutive Rawlings Gold Glove Award® ... it was the 29th time a Sox player has won a Gold Glove since the award started in 1956 ... led all AL third basemen in starts (155) and total chances (404) ... finished second in fielding percentage (.965), putouts (112), assists (278) and double plays (26) ... became the first regular AL third baseman to record 90 or more RBI in three consecutive seasons since New York's Graig Nettles from 1975-78 ... ranked among AL leaders in walks ... walked in 11 consecutive games (15 total) until streak was stopped on 9/12 vs. Detroit ... was walked intentionally 16 times ... batted .306 (30-98) with a club-high 20 RBI in September ... hit game-winning, ninth-inning home run off Dennis Eckersley on 9/19 at Oakland ... hit his 22nd home run on 9/19 at Oakland ... averaged 20 home runs a season from 1991-93 (23 in 1991, 16 in 1992 and 22 in 1993) ... batted .280 (70-250) with eight home runs and 45 RBI after the All-Star Break ... finished serving a two-game suspension on 8/24 ... was suspended by the AL after being ejected on 8/4 at Texas when he charged Nolan Ryan after being struck with a pitch ... was 37-124 (.298) after serving the suspension ... career-high 12-game hitting streak was stopped on 8/6 (.280, 14-50) ... hit his fourth career grand slam and second of the season on 7/28 vs. Cleveland ... was 73-283 (.258) in 77 games when hitting cleanup ... the 50th home run of his career came on 5/16 at Texas ... collected 500th hit on 5/10 at Seattle ... played his 500th game at third base on 5/9, becoming just the fifth Sox player to record 500 games at third ... played in his 500th game as a member of the Sox on 4/28 vs. Milwaukee ... started all but seven games at third base, missing two because of his suspension. **1992:** Captured second consecutive Rawlings Gold Glove Award® for AL third basemen ... led AL third basemen defensively in games (157), putouts (141), assists (372) and total chances (536) ... also topped third basemen in RBI (93) and walks (93) ... tied for fifth in the AL in doubles (38) and was

Monthly Bests

Avg.357
7/91

HR 12
7/91

RBI 33
7/91

eighth in walks ... hit .373 (56-150) in day games, the second-best mark in the majors ... batted fifth for the first time on 7/19 vs. Milwaukee ... had 49 RBI in 68 games batting fifth ... selected to the All-Star Team for the first time and collected two hits in the game on 7/14 (his 25th birthday) ... hit .318 (48-151) with five homers and 16 RBI in the second spot in the order ... 10 of 16 home runs were solo shots ... collected hits in six consecutive at-bats before streak was halted on 6/21 vs. Detroit ... was 4-4 with an RBI on 6/18 at Seattle ... it was the fourth four-hit game of his career ... reached base (by hit, walk or hit by pitch) in 130 of 157 games. **1991:** Set White Sox record for RBI by a third baseman (100), breaking Bill Melton's mark of 96 in 1970 ... winner of the Rawlings Gold Glove Award® for AL third basemen, his first ... led all major-league third basemen with 440 total chances and 135 putouts ... was the 28th time a White Sox player received the Gold Glove award (Luis Aparicio 7, Jim Landis 5, Sherm Lollar 3, Nellie Fox 3, Minnie Minoso 2, Jim Kaat 2, Tommie Agee, Ken Berry, Jim Spencer, Mike Squires and Ozzie Guillen 1 each) ... received votes in the Most Valuable Player balloting ... named AL Player of the Week on 7/21 and AL Player of the Month for July after batting .357 with 12 home runs and 33 RBI, including two game-ending home runs ... 33 RBI were the most by a Sox player since Harold Baines recorded 36 in June 1987 ... home run total tied Bill Melton (12 in June 1971) and Roy Sievers (12 in July 1960) for the second highest monthly output in Sox history, behind Dick Allen's 13 in July 1972 ... blasted grand slam to beat Texas on 7/31 ... set career high with six RBI on 7/19 vs. Milwaukee ... Sox were 15-4 when he homered ... notched four two-homer games (7/19 vs. Milwaukee, 7/27 game one at Boston, 7/31 vs. Texas and 8/21 vs. Detroit) ... registered 11-game hitting streak (.367, 18-49) with four home runs and 15 RBI from 7/2 to 7/15. **1990:** Played 147 games at third base ... led AL rookies in games played with 150, the most by a Sox first-year man since Ozzie Guillen's 150 in 1985 ... his 123 hits were also the most by a White Sox rookie since Guillen's 134 in 1985 ... hit .333 over first seven contests before suffering through an 0-41 stretch ... was moved to second slot in batting order and responded by hitting .280 (79-282) ... finished season at .249 ... batted .272 minus the 16-game hitless stretch ... enjoyed productive final two months of season, hitting .330 with 15 RBI ... hit first major-league home run on 4/18 at Comiskey Park off Boston's Roger Clemens ... named third baseman on Topps Major League Rookie All-Star Team. **1989:** Received call to majors on 9/11 ... made major-league debut on 9/12 at Baltimore ... walked in first major-league at-bat ... in second plate appearance notched first major-league hit off 1988 Olympic teammate Ben McDonald ... in first five games posted .286 batting average ... finished brief big-league stint with .178 batting average and seven RBI in 16 games.

Minor League Highlights: 1989: Spent first and only minor-league season at Class AA Birmingham ... named to midseason and postseason SL All-Star teams ... finished 12th in SL batting with a .278 average and was second in walks with 93 ... led SL third basemen with a .930 fielding percentage.

Miscellaneous/Personal: Married Stephanie Hubbard ... has two children: Rachel Dana (7/29/92) and Madison Elizabeth (10/7/93) ... was signed by Lou Snipp and Mark Snipp ... actively involved with Chicago's Children's Memorial Hospital and the United Way ... named College Player of the Decade by *Baseball America* and was the third baseman on *Baseball America's* All-Time College All-Star Team ... ended stellar three-year career at Oklahoma State by batting .391 with 26 home runs and 96 RBI during his junior campaign ... named 1987 *Baseball America* College Player of the Year ... hit .428 with 21 home runs and 110 RBI ... named 1986 *Baseball America* Freshman of the Year after hitting .469 ... holds Oklahoma State career record with 329 hits ... led Cowboys to consecutive College World Series appearances as a freshman and sophomore ... three-time All-America selection ... earned national publicity for 58-game hitting streak as a sophomore at Oklahoma State ... streak was snapped by then-Stanford pitcher and former teammate Jack McDowell during the 1987 College World Series ... ranks first in College World Series history with a .459 batting average (1986-87) ... named the 1988 recipient of Dick Howser Trophy as college baseball's outstanding player and the Golden Spikes Award, college baseball's equivalent of the Heisman Trophy ... member of the 1988 U.S. Olympic team ... batted .409 in helping lead U.S. team to a gold medal in Seoul ... posted .380 average with 12 home runs and 77 RBI during 50-game tour before the games.

Thomas And Ventura In Exclusive Club

In 1991, Frank Thomas (32 home runs and 109 RBI) and Robin Ventura (23, 100) became just the eighth pair of teammates under 25 years of age to collect at least 20 home runs and drive in at least 100 runs. The feat has only been accomplished three times since 1955, by Thomas and Ventura, in 1987 by Oakland's Jose Canseco (31, 113) and Mark McGwire (49, 118) and in 1975 by Boston's Fred Lynn (21, 105) and Jim Rice (22, 102).

YEAR	CLUB	AVG	G	AB	R	H	TB	2B	3B	HR	RBI	SH	SF	HB	BB	SO	SB	CS	E
1989	Birmingham	.278	129	454	75	126	184	25	2	3	87	4	6	6	93	51	9	7	27
	WHITE SOX	.178	16	45	5	8	11	3	0	0	7	1	3	1	6	0	0	0	2
1990	WHITE SOX	.249	150	493	48	123	157	17	1	5	54	13	3	1	55	53	1	4	25
1991	WHITE SOX	.284	157	606	92	172	268	25	1	23	100	8	7	4	80	67	2	4	18
1992	WHITE SOX	.262	157	592	85	167	255	38	1	16	93	1	8	0	93	71	2	4	23
1993	WHITE SOX	.262	157	554	85	145	240	27	1	22	94	1	6	3	105	82	1	6	14
1994	WHITE SOX	.282	109	401	57	113	184	15	1	18	78	2	8	2	61	69	3	1	20
MINOR TOTALS		.278	129	454	75	126	164	25	2	3	67	4	6	6	93	51	9	7	27
A.L. TOTALS		.271	746	2691	372	728	1115	125	5	84	426	26	35	11	402	348	9	19	102
M.L. TOTALS		.271	746	2691	372	728	1115	125	5	84	426	26	35	11	402	348	9	19	102

— Selected by the White Sox in first round (10th overall) of free agent draft (6/1/88).

— On American League suspended list for charging mound on 8/4/93 vs. Nolan Ryan of Texas (8/23-24/93).

LEAGUE CHAMPIONSHIP SERIES RECORD

YEAR	CLUB	AVG	G	AB	R	H	TB	2B	3B	HR	RBI	SH	SF	HB	BB	SO	SB	CS	E
1993	SOX vs. Tor.	.200	6	20	2	4	7	0	0	1	5	0	1	0	6	6	0	0	1

ALL-STAR GAME RECORD

YEAR	CLUB, SITE	AVG	G	AB	R	H	TB	2B	3B	HR	RBI	SH	SF	HB	BB	SO	SB	CS	E
1992	A.L., San Diego	1.000	1	2	1	2	3	1	0	0	1	0	0	0	0	0	0	0	0

VENTURA'S STATISTICAL BREAKDOWN

CLUB	1994							CAREER						
	AVG	G	AB	H	HR	RBI	AVG	G	AB	H	HR	RBI		
Baltimore	.182	4	11	2	1	2	.232	53	198	46	7	29		
Boston	.192	6	26	5	1	2	.261	52	199	52	7	30		
California	.268	10	41	11	2	6	.252	63	226	57	4	31		
Cleveland	.391	12	46	18	0	7	.306	62	222	68	5	45		
Detroit	.366	11	44	17	5	14	.317	54	199	63	13	38		
Kansas City	.242	10	33	8	2	8	.267	64	225	60	7	32		
Milwaukee	.229	12	48	11	1	6	.256	60	238	51	8	40		
Minnesota	.150	6	20	3	0	2	.266	59	203	54	7	34		
New York	.222	5	18	4	0	3	.276	48	163	45	6	30		
Oakland	.233	9	30	7	1	8	.258	61	221	57	5	31		
Seattle	.324	10	34	11	2	10	.326	57	215	70	7	33		
Texas	.313	9	32	10	1	5	.258	62	217	56	5	38		
Toronto	.333	5	18	6	2	5	.236	51	165	39	3	15		
1994 Totals/Lifetime	.282	109	401	113	18	78	.271	746	2691	728	84	426		
Home	.275	51	182	50	8	33	.275	372	1286	354	45	219		
Road	.288	58	219	63	10	45	.266	374	1405	374	39	207		
Day	.266	31	109	29	7	24	.284	194	722	205	26	108		
Night	.289	78	292	84	11	54	.266	552	1969	523	58	318		
Left	.270	—	122	33	4	27	.256	—	833	213	16	116		
Right	.287	—	279	80	14	51	.277	—	1858	515	88	310		
Grass	.285	94	351	100	15	67	.270	620	2287	617	75	380		
Turf	.260	15	50	13	3	11	.275	126	404	111	9	46		
1st Half	.268	82	298	80	15	65	.267	400	1455	388	47	214		
2nd Half	.320	27	103	33	3	13	.275	346	1236	340	37	212		
April	.315	23	92	29	6	21	.284	95	338	96	12	50		
May	.282	22	78	22	4	22	.246	125	435	107	15	72		
June	.227	27	88	20	3	15	.279	134	494	138	13	67		
July	.287	28	108	31	3	14	.268	134	534	143	22	85		
August	.314	9	35	11	2	6	.278	121	410	114	12	75		
Sept-Oct	—	—	—	—	—	—	.271	137	480	130	10	77		
As a PH	.000	1	1	0	0	0	.143	18	14	2	0	0		
As a DH	—	—	—	—	—	—	—	—	—	—	—	—		

VENTURA'S CAREER BY PARK

CLUB	1994							CAREER						
	AVG	G	AB	H	HR	RBI	AVG	G	AB	H	HR	RBI		
Baltimore	.200	3	10	2	1	2	.254	15	63	18	2	5		
Boston	.077	3	13	1	0	0	.260	26	104	27	4	15		
California	.280	6	25	7	2	6	.270	30	122	33	3	20		
Chicago	.275	51	182	50	8	33	.278	372	1025	285	43	191		
Cleveland	.417	6	24	10	0	4	.417	6	24	10	0	4		
Detroit	.316	5	19	6	1	4	.270	26	100	27	5	17		
Kansas City	.200	4	15	3	0	1	.224	31	116	26	1	12		
Milwaukee	.296	6	23	8	1	5	.248	30	125	31	4	26		
Minnesota	.083	4	12	1	0	2	.242	28	95	23	2	8		
New York	.286	2	7	2	0	2	.244	24	82	20	5	18		
Oakland	.286	6	21	6	1	7	.218	31	124	27	2	15		
Seattle	.333	4	12	4	1	3	.337	27	101	34	4	15		
Texas	.348	6	23	8	1	4	.348	6	23	8	1	4		
Toronto	.455	3	11	5	2	5	.304	26	92	28	2	11		

Ventura's Career Bests

Game	Season
Hits — 4 (six times, last 4/23/94 vs. Det.)	172 (1991)
HR — 2 (seven times, last 4/24/94 vs. Det.)	23 (1991)
GS — 1 (five times, last 4/6/94 at Tor.)	5 career (4/6/94 at Tor.)
RBI — 6 (7/19/91 vs. Mil.)	100 (1991)
SB — 1 (nine times, last 8/3/94 at Tex.)	3 (1994)
Hitting Streak — 12 (7/24-8/5/93)	

BRANDON WILSON

21



Given Name: Brandon Lee Wilson

Position: Infielder

Bats: Right

Throws: Right

Height: 6-1

Weight: 170

Opening Day Age: 26

Born: February 26, 1969, Owensboro, Ky.

Resides: Owensboro, Ky.

First Pro Contract: White Sox.

Sox Acquisition: Selected in 18th round, June 1990 free agent draft.

Major League Service: None.

Contract Status: Signed through 1995.

1994: Played in 114 games at Class AAA Nashville, fifth-highest total on the club ... he appeared in 101 games at shortstop, 11 at second base and four in the outfield ... his 13 stolen bases ranked third on the Sounds ... batted .269 (25-93) in August and .333 (6-18) in September ... hit .277 (48-173) with four home runs at home ... had 18 multihit games, including two three-hit efforts (last on 8/10 vs. Buffalo) ... drove in season-high four runs on 6/20 vs. Iowa ... hit in 32 of his final 50 games (.285, 45-158) to raise his average from .179 ... batted .346 (9-26) in 15 spring-training games.

Minor League Highlights: Has stolen 149 bases in 197 attempts (75.6 percent) in his career. **1993:** Led the Southern League with 43 stolen bases ... stolen base total ranked second in the organization ... ranked sixth among all Class AA and Class AAA players in steals ... appeared in 137 games at Class AA Birmingham and batted .270 (135-500) ... hit .348 (32-92) in June with 15 RBI ... reached base safely in 111 of 137 games ... homered twice and drove in a season-high four runs on 7/15 at Memphis. **1992:** Batted .296 in 103 games to lead team at Class A Sarasota ... also topped team in stolen bases (30) and hits (118) ... 54 RBI and 22 doubles ranked second on the club ... was named to the Florida State League's All-Star Team ... on-base percentage of .371 ranked sixth in the FSL ... named FSL Player of the Week on 4/19 and 5/24 ... hit .383 at home ... posted two 11-game hitting streaks (4/28-5/8 and 6/9-23) ... went 4-5 and drove in four runs on 5/20 vs. St. Lucie ... was promoted to Class AA Birmingham on 8/4 ... hit .271 (29-107) in 27 games with the Barons ... batted .351 at home ... hit safely in 18 of 27 games and had four three-hit contests ... posted eight-game hitting streak from 8/7-16 (.457, 16-35) ... added five stolen bases ... combined batting average of .291 tied for second in the Sox organization and ranked 10th among all minor-league shortstops ... his 35 stolen bases tied for second among all Sox minor leaguers. **1991:** Led Class A South Bend in batting average (.313), at-bats (463), runs (75), hits (145) and stolen bases (41) ... selected as the Charles Lubin Award winner as the Most Valuable Player at South Bend ... started in Midwest League All-Star Game ... batted .337 in May and .364 in July ... hit .341 at home ... recorded 30 two-hit games and 10 three-hit contests ... collected five hits on 7/28 vs. Rockford ... had a 14-game hitting streak from 7/10-24 (.383, 23-60). **1990:** Split season between Rookie Sarasota (11 games) and Class A Utica (53) ... stole 17 bases and combined to hit .252 (52-206).

Miscellaneous/Personal: Single ... was a member of state championship baseball team at Owensboro (Ky.) High School and was named to All-Tournament Team ... earned All-Western Kentucky honors ... played baseball at the University of Kentucky ... was recommended/signed by Mark Bernstein and Tom Calvano.

YEAR	CLUB	AVG	G	AB	R	H	TB	2B	3B	HR	RBI	SH	SF	HB	BB	SO	SB	CS	E
1990	Sarasota (GCL)	.268	11	41	4	11	12	1	0	0	5	1	1	0	4	5	3	1	6
	Utica	.248	53	165	31	41	43	2	0	0	14	3	2	0	28	45	14	5	24
1991	South Bend	.313	125	463	75	145	181	18	6	2	49	7	4	2	61	70	41	11	29
	Birmingham	.400	2	10	3	4	5	1	0	0	2	0	0	0	0	2	0	0	0
1992	Sarasota	.296	103	389	68	118	164	22	6	4	54	5	2	4	45	64	30	16	33
	Birmingham	.271	27	107	10	29	33	4	0	0	4	0	0	0	4	16	5	0	4
1993	Birmingham	.270	137	500	76	135	170	19	5	2	48	4	3	3	52	77	43	10	35
1994	Nashville	.224	114	370	42	83	120	16	3	5	26	10	2	3	30	67	13	5	18
MINOR TOTALS		.275	572	2055	309	566	728	83	20	13	202	30	14	12	224	346	149	48	149

* Led League # Tied for League Lead

— Selected by the White Sox in 18th round of free agent draft (6/90).

PLAYERS

Player Milestones

AB	Mike Devereaux	56 for 3000
Runs		21 for 400
2B		19 for 150
HR		14 for 100
RBI		25 for 400
Games	Craig Grebeck	39 for 400
AB		83 for 1000
Runs		40 for 150
Hits		67 for 300
RBI		8 for 100
AB	Ozzie Guillen	337 for 5000
Runs		78 for 600
2B		25 for 200
RBI		73 for 500
SB		4 for 150
Runs	Lance Johnson	111 for 500
Hits		155 for 1000
2B		10 for 100
RBI		23 for 300
SB		8 for 200
AB	Ron Karkovice	219 for 2000
Runs		62 for 300
Hits		99 for 500
2B		19 for 100
RBI		72 for 300
Games	Mike LaValliere	67 for 900
AB		125 for 2500
Runs		22 for 200
Hits		61 for 700
RBI		25 for 300
Runs	Dave Martinez	20 for 400
Hits		96 for 900
2B		30 for 150
3B		9 for 50
HR		2 for 50
RBI		18 for 300
SB		34 for 150

Games	Warren Newson	27 for 250
AB		90 for 500
Runs		36 for 100
RBI		1 for 50
Games	Tim Raines	80 for 2000
AB		236 for 7500
Runs		107 for 1400
Hits		148 for 2300
2B		4 for 350
HR		16 for 150
RBI		38 for 750
SB		36 for 800
Games	Chris Sabo	68 for 900
AB		355 for 3500
Runs		31 for 500
Hits		154 for 1000
RBI		1 for 400
Games	Frank Thomas	106 for 750
AB		229 for 2500
Runs		37 for 500
Hits		159 for 900
2B		42 for 200
HR		58 for 200
RBI		16 for 500
Games	Robin Ventura	152 for 900
AB		309 for 3000
Runs		28 for 400
Hits		72 for 800
2B		25 for 150
HR		16 for 100
RBI		74 for 500

Pitcher Milestones

Games	Jim Abbott	19 for 200
Wins		8 for 75
Games Started		19 for 200
SO		57 for 750
Wins	Wilson Alvarez	157 for 50
Games Started		26 for 100
IP		224.0 for 750.0
SO		139 for 500
Wins	Jason Bere	1 for 25
Games		2 for 50
IP		215.2 for 500.0
SO		244 for 500
Wins	Jose DeLeon	9 for 90
Saves		4 for 10
Games	Alex Fernandez	16 for 150
IP		115.1 for 1000.0
SO		158 for 750

Games	Atlee Hammaker	14 for 250
IP		27.2 for 1100.0
Games	Roberto Hernandez	33 for 200
SV		36 for 100
IP		37.2 for 250.0
SO		55 for 250
Wins	Kirk McCaskill	5 for 100
Games		4 for 300
Saves		5 for 10
SO		75 for 1000
Wins	Scott Radinsky	3 for 25
Games		30 for 300
IP		62.1 for 300.0
SO		63 for 250

Career Fielding

Jim Abbott—P

Year	PCT	G	PO	A	E	TC	DP
1989 Cal.	.914	29	6	26	3	35	1
1990 Cal.	.978	33	8	36	1	45	4
1991 Cal.	.970	34	19	46	2	67	3
1992 Cal.	1.000	29	11	35	0	46	1
1993 NY (AL)	.979	32	4	42	1	47	3
1994 NY (AL)	.969	24	8	23	1	32	1
Career	.971	181	56	208	8	272	13

Wilson Alvarez—P

Year	PCT	G	PO	A	E	TC	DP
1989 Tex.	—	1	0	0	0	0	0
1991 Chi.	1.000	10	1	7	0	8	0
1992 Chi.	.900	34	4	14	2	20	0
1993 Chi.	.971	31	5	28	1	34	2
1994 Chi.	1.000	24	6	13	0	19	1
Career	.963	100	16	62	3	81	3

Jason Bere—P

Year	PCT	G	PO	A	E	TC	DP
1993 Chi.	.926	24	11	14	2	27	1
1994 Chi.	.913	24	9	12	2	23	1
Career	.920	48	20	26	4	50	2

Rod Bolton—P

Year	PCT	G	PO	A	E	TC	DP
1993 Chi.	1.000	9	4	9	0	13	0
Career	1.000	9	4	9	0	13	0

Jose DeLeon—P

Year	PCT	G	PO	A	E	TC	DP
1983 Pit.	.938	15	6	9	1	16	0
1984 Pit.	.917	30	6	16	2	24	1
1985 Pit.	.962	31	9	16	1	26	1
1986 Pit.	.800	9	1	3	1	5	1
Chi.	1.000	13	5	11	0	16	1
1987 Chi.	.889	33	10	14	3	27	0
1988 St.L.	1.000	34	10	21	0	31	0
1989 St.L.	.833	36	9	16	5	30	0
1990 St.L.	.920	32	8	15	2	25	0
1991 St.L.	1.000	28	5	17	0	22	0
1992 St.L.	1.000	29	7	9	0	16	0
Phi.	1.000	3	0	1	0	1	0
1993 Phi.	1.000	24	2	3	0	5	0
Chi.	—	11	0	0	0	0	0
1994 Chi.	1.000	42	1	6	0	7	0
Career	.940	370	79	157	15	251	4

Mike Devereaux—OF

Year	PCT	G	PO	A	E	TC	DP
1987 L.A.	1.000	18	21	1	0	22	0
1988 L.A.	1.000	26	29	0	0	29	0
1989 Bal.	.983	112	288	1	5	294	0
1990 Bal.	.983	104	281	4	5	290	1
1991 Bal.	.993	149	399	10	3	412	1
1992 Bal.	.989	155	431	5	5	441	3
1993 Bal.	.988	130	311	6	4	323	3
1994 Bal.	.995	84	203	3	1	207	1
Career	.989	778	1963	32	23	2018	9

Alex Fernandez—P

Year	PCT	G	PO	A	E	TC	DP
1990 Chi.	.882	13	3	12	2	17	0
1991 Chi.	.927	34	7	31	3	41	2
1992 Chi.	.956	29	10	33	2	45	5
1993 Chi.	1.000	34	18	38	0	56	2
1994 Chi.	.982	24	16	39	1	58	4
Career	.963	134	54	153	8	215	13

Tim Fortugno—P

Year	PCT	G	PO	A	E	TC	DP
1992 Cal.	1.000	14	0	4	0	4	0
1994 Cin.	1.000	25	2	6	0	8	1
Career	1.000	39	2	10	0	12	1

Craig Grebeck—2B

Year	PCT	G	PO	A	E	TC	DP
1990 Chi.	1.000	6	6	12	0	18	2
1991 Chi.	.994	36	62	97	1	160	19
1993 Chi.	1.000	16	29	53	0	82	13
1994 Chi.	.982	14	24	32	1	57	4
Career	.994	72	121	194	2	317	38

Craig Grebeck—SS

Year	PCT	G	PO	A	E	TC	DP
1990 Chi.	.953	16	13	28	2	43	5
1991 Chi.	.935	26	20	38	4	62	9
1992 Chi.	.980	85	110	277	8	395	47
1993 Chi.	.982	46	56	114	3	173	25
1994 Chi.	.977	14	15	28	1	44	7
Career	.975	187	214	485	18	717	93

Craig Grebeck—3B

Year	PCT	G	PO	A	E	TC	DP
1990 Chi.	.987	35	17	58	1	76	3
1991 Chi.	.933	49	22	48	5	75	6
1992 Chi.	1.000	7	2	6	0	8	0
1993 Chi.	.923	14	6	18	2	26	2
1994 Chi.	1.000	7	5	5	0	10	2
Career	.960	112	52	135	8	198	13

Craig Grebeck—OF

Year	PCT	G	PO	A	E	TC	DP
1992 Chi.	—	2	0	0	0	0	0
Career	—	2	0	0	0	0	0

Ozzie Guillen—SS

Year	PCT	G	PO	A	E	TC	DP
1985 Chi.	.980	150	220	382	12	614	80
1986 Chi.	.970	157	261	459	22	742	93
1987 Chi.	.975	149	266	475	19	760	105
1988 Chi.	.977	156	273	570	20	863	115
1989 Chi.	.973	155	272	512	22	808	106
1990 Chi.	.977	159	252	474	17	743	100
1991 Chi.	.970	149	248	439	21	708	88
1992 Chi.	1.000	12	20	39	0	59	7
1993 Chi.	.972	133	189	361	16	566	82
1994 Chi.	.959	99	139	237	16	392	46
Career	.974	1319	2140	3948	165	6253	822

Joe Hall—OF

Year	PCT	G	PO	A	E	TC	DP
1994 Chi.	—	2	0	0	0	0	0
Career	—	2	0	0	0	0	0

Roberto Hernandez—P

Year	PCT	G	PO	A	E	TC	DP
1991 Chi.	1.000	9	0	2	0	2	0
1992 Chi.	.917	43	7	4	1	12	1
1993 Chi.	.929	70	2	11	1	14	1
1994 Chi.	.667	45	0	2	1	3	0
Career	.903	167	9	19	3	31	2

Dane Johnson—P

Year	PCT	G	PO	A	E	TC	DP
1994 Chi.	1.000	15	0	1	0	1	0
Career	1.000	15	0	1	0	1	0

Lance Johnson—OF

Year	PCT	G	PO	A	E	TC	DP
1987 St.L.	.931	33	27	0	2	29	0
1988 Chi.	.970	33	63	1	2	66	0
1989 Chi.	.983	50	113	0	2	115	0
1990 Chi.	.973	148	353	5	10	368	3
1991 Chi.	.955	157	425	11	2	438	3
1992 Chi.	.987	157	433	11	6	450	3
1993 Chi.	.980	146	427	7	9	443	1
1994 Chi.	1.000	103	317	1	0	318	1
Career	.984	930	2475	43	42	2670	12

Ron Karkovice—C

Year	PCT	G	PO	A	E	TC	DP
1986 Chi.	.996	37	227	19	1	247	4
1987 Chi.	.982	37	147	20	3	170	3
1988 Chi.	.995	46	190	24	1	215	4
1989 Chi.	.986	68	299	47	5	351	6
1990 Chi.	.994	64	296	31	2	329	4
1991 Chi.	.988	69	309	28	4	341	6
1992 Chi.	.990	119	533	53	6	592	8
1993 Chi.	.994	127	769	63	5	837	4
1994 Chi.	.993	76	417	19	3	439	2
Career	.991	643	3187	301	30	3521	41

Ron Karkovice—OF

Year	PCT	G	PO	A	E	TC	DP
1991 Chi.	—	1	0	0	0	0	0
1992 Chi.	1.000	1	3	0	0	3	0
Career	1.000	2	3	0	0	3	0

Mike LaValliere—C

Year	PCT	G	PO	A	E	TC	DP
1984 Phi.	1.000	6	20	2	0	22	0
1985 St. L.	1.000	12	48	5	0	53	3
1986 St. L.	.988	108	468	47	6	521	8
1987 Pit.	.992	112	584	70	5	659	11
1988 Pit.	.987	114	565	55	8	628	6
1989 Pit.	.991	85	306	24	3	333	3
1990 Pit.	.990	95	478	36	5	519	6
1991 Pit.	.998	105	565	46	1	612	4
1992 Pit.	.994	92	421	62	3	486	6
1993 Pit.	1.000	1	12	0	0	12	0
Chi.	1.000	37	164	28	0	192	2
1994 Chi.	.991	57	305	21	3	329	3
Career	.992	804	3936	396	34	4366	52

Mike LaValliere—3B

Year	PCT	G	PO	A	E	TC	DP
1992 Pit.	1.000	1	0	1	0	1	0
Career	1.000	1	0	1	0	1	0

Norberto Martin—2B

Year	PCT	G	PO	A	E	TC	DP
1993 Chi.	.957	5	13	9	1	23	4
1994 Chi.	.982	28	53	59	2	114	10
Career	.978	33	66	68	3	137	14

Norberto Martin—3B

Year	PCT	G	PO	A	E	TC	DP
1994 Chi.	1.000	5	1	4	0	5	0
Career	1.000	5	1	4	0	5	0

Norberto Martin—SS

Year	PCT	G	PO	A	E	TC	DP
1993 Chi.	.957	5	13	9	1	23	4
1994 Chi.	1.000	6	3	14	0	17	1
Career	.975	11	16	23	1	40	5

Norberto Martin—OF

Year	PCT	G	PO	A	E	TC	DP
1994 Chi.	1.000	2	1	0	0	1	0
Career	1.000	2	1	0	0	1	0

Dave Martinez—OF

Year	PCT	G	PO	A	E	TC	DP
1986 Chi. (NL)	.988	46	77	2	1	80	1
1987 Chi. (NL)	.960	139	283	10	6	299	1
1988 Chi. (NL)	.970	72	162	2	5	169	0
Mon.	.992	60	119	2	1	122	1
1989 Mon.	.967	118	199	7	7	213	1
1990 Mon.	.989	108	257	6	3	266	1
1991 Mon.	.982	112	213	10	4	227	0
1992 Cin.	.991	111	226	7	2	235	3
1993 S.F.	.993	73	131	6	1	138	2
1994 S.F.	1.000	58	87	3	0	90	1
Career	.984	897	1754	55	30	1839	11

Dave Martinez—1B

Year	PCT	G	PO	A	E	TC	DP
1994 S.F.	.984	25	169	15	3	187	16
Career	.984	25	169	15	3	187	16

Kirk McCaskill—P

Year	PCT	G	PO	A	E	TC	DP
1985 Cal.	.927	30	11	27	3	41	1
1986 Cal.	.980	34	24	26	1	51	0
1987 Cal.	.952	14	8	12	1	21	1
1988 Cal.	.909	23	12	118	3	33	2
1989 Cal.	.951	32	18	42	3	61	5
1990 Cal.	.941	29	19	29	3	51	2
1991 Chi.	.977	30	17	25	1	43	4
1992 Chi.	.965	34	24	31	2	45	3
1993 Chi.	.938	30	7	23	2	32	4
1994 Chi.	1.000	46	4	8	0	12	0
Career	.953	256	142	241	19	402	19

Warren Newson—OF

Year	PCT	G	PO	A	E	TC	DP
1991 Chi.	.962	50	48	3	2	53	0
1992 Chi.	1.000	50	67	5	0	72	3
1993 Chi.	1.000	5	5	0	0	5	0
1994 Chi.	.979	34	46	1	1	48	1
Career	.983	139	166	9	3	178	4

Scott Radinsky—P

Year	PCT	G	PO	A	E	TC	DP
1990 Chi.	1.000	62	7	4	0	11	0
1991 Chi.	1.000	67	6	11	0	17	0
1992 Chi.	1.000	68	2	9	0	11	1
1993 Chi.	.833	73	1	9	2	12	0
Career	.961	270	16	33	2	51	1

Tim Raines—OF

Year	PCT	G	PO	A	E	TC	DP
1980 Mon.	1.000	1	2	0	0	2	0
1981 Mon.	.976	81	160	6	4	170	0
1982 Mon.	.992	120	232	7	2	241	1
1983 Mon.	.988	154	307	21	4	332	3
1984 Mon.	.988	160	420	8	5	433	1
1985 Mon.	.993	150	284	8	2	294	4
1986 Mon.	.979	151	270	13	6	289	1
1987 Mon.	.987	139	297	9	4	310	1
1988 Mon.	.988	109	235	5	3	243	1
1989 Mon.	.996	145	253	7	1	261	0
1990 Mon.	.976	123	239	3	6	248	1
1991 Chi.	.990	133	273	12	3	288	3
1992 Chi.	.994	129	312	12	2	326	0
1993 Chi.	1.000	112	200	5	0	205	2
1994 Chi.	.981	96	204	3	4	211	1
Career	.988	1803	3688	119	46	3853	19

Tim Raines—2B

Year	PCT	G	PO	A	E	TC	DP
1980 Mon.	1.000	7	13	16	0	29	2
1981 Mon.	1.000	1	2	2	0	4	0
1982 Mon.	.968	36	61	119	6	186	11
1983 Mon.	1.000	7	7	2	0	9	0
1984 Mon.	.000	2	0	0	1	1	0
Career	.969	53	83	139	7	229	13

Scott Ruffcorn—P

Year	PCT	G	PO	A	E	TC	DP
1993 Chi.	.000	3	0	0	3	3	0
1994 Chi.	.000	2	0	0	0	0	0
Career	.000	5	0	0	3	3	0

Chris Sabo—3B

Year	PCT	G	PO	A	E	TC	DP
1988 Cin.	.966	135	75	318	14	407	31
1989 Cin.	.943	76	36	145	11	192	12
1990 Cin.	.966	146	70	273	12	355	17
1991 Cin.	.966	151	86	255	12	353	24
1992 Cin.	.961	93	60	159	9	228	13
1993 Cin.	.967	148	79	242	11	332	16
1994 Bal.	.958	37	20	48	3	71	4
Career	.963	786	426	1440	72	1938	117

Chris Sabo—SS

Year	PCT	G	PO	A	E	TC	DP
1988 Cin.	—	2	0	0	0	0	0
Career	—	2	0	0	0	0	0

Chris Sabo—OF

Year	PCT	G	PO	A	E	TC	DP
1994 Bal.	.971	22	32	2	1	35	1
Career	.971	22	32	2	1	35	1

Olmedo Saenz—3B

Year	PCT	G	PO	A	E	TC	DP
1994 Chi.	1.000	5	3	5	0	8	0
Career	1.000	5	3	5	0	8	0

Frank Thomas—1B

Year	PCT	G	PO	A	E	TC	DP
1990 Chi.	.989	51	428	26	5	459	53
1991 Chi.	.996	56	460	26	2	488	43
1992 Chi.	.992	158	1428	92	13	1533	112
1993 Chi.	.989	150	1222	83	15	1320	128
1994 Chi.	.991	99	735	45	7	787	74
Career	.991	514	4273	272	42	4587	410

Robin Ventura—3B

Year	PCT	G	PO	A	E	TC	DP
1989 Chi.	.962	16	17	33	2	52	2
1990 Chi.	.939	147	116	268	25	409	32
1991 Chi.	.959	151	135	287	18	440	29
1992 Chi.	.957	157	141	372	23	536	29
1993 Chi.	.967	155	112	278	14	404	26
1994 Chi.	.935	108	81	176	18	275	22
Career	.953	734	602	1414	100	2116	140

Robin Ventura—SS

Year	PCT	G	PO	A	E	TC	DP
1994 Chi.	.750	1	2	4	2	8	1
Career	.750	1	2	4	2	8	1

Robin Ventura—1B

Year	PCT	G	PO	A	E	TC	DP
1991 Chi.	1.000	31	91	4	0	95	8
1992 Chi.	1.000	2	0	3	0	3	0
1993 Chi.	1.000	4	7	0	0	7	1
1994 Chi.	1.000	3	6	0	0	6	0
Career	1.000	40	104	7	0	111	9



NON-ROSTER INVITEES

**ROB
DIBBLE**

49



Given Name: Robert Keith Dibble

Position: Pitcher

Bats: Left

Throws: Right

Height: 6-4

Weight: 220

Opening Day Age: 31

Born: January 24, 1964, Bridgeport, Conn.

Resides: Southington, Conn.

First Pro Contract: Cincinnati, selected in first round (secondary phase) of June 1983 free agent draft.

Sox Acquisition: Signed as a free agent by the White Sox, February 27, 1995.

Major League Service: Six years, 65 days.

Contract Status: Signed through 1995.

1994: Missed almost all of the season after undergoing arthroscopic surgery on his right shoulder on 4/11 ... surgery to repair labrum and conduct a general debridement of his right rotator cuff was performed by Dr. James Andrews ... began the season on the disabled list after suffering from right shoulder tendinitis during spring training ... made six appearances at Class AAA Indianapolis between 7/27-8/9 while on a rehabilitation stint ... suffered losses in his last two outings ... walked 10 and struck out five in 4.1 IP ... pitched in six games with Arecibo of the Puerto Rican Winter League ... did not earn a decision and posted a 3.18 ERA (2 ER/5.2 IP).

Major League Highlights: Has has posted 619 SO in 450.2 career IP (12.4 per 9.0 IP) ... holds the top four single-season strikeout ratios in baseball history: 14.1 in 1992; 13.6 in 1991; 12.8 in 1989 and 12.5 in 1990 ... opponents own a .198 (316-1,600) batting average against him over his career ... his 88 saves are tied with Tom Hume for third in Cincinnati club history. **1993:** Led Cincinnati with 19 saves, posting saves against every National League team except San Francisco ... posted saves in each of his first three opportunities although suffering from a small perforation in his right ear drum early in the season ... suffered a fractured ulnar bone in his left forearm while tagging out Kevin Young at home plate on 4/21 at Pittsburgh ... had surgery on 4/24 to insert a plate in the arm and was on the disabled list until returning on 5/30 ... won the Rolaids Relief Man award for July with seven saves in seven chances and 8.2 scoreless IP ... he was 1-0 with a 2.30 ERA and 15 saves in 19 opportunities through July ... from 8/31-9/17 (his final outing of the year), he went 0-3 in eight games, allowing 18 ER in 6.1 IP ... fanned Florida's Henry Cotto on 7/23 for career strikeout No. 600 ... was put on the disabled list on 9/22 with muscle weakness in both shoulders and was placed on a strength and conditioning program designed by Dr. James Andrews. **1992:** After going 0-4 with a 4.46 ERA and 12 saves in 16 chances during the first half of season, went 3-1 with a 1.59 ERA and 13 saves in 14 opportunities after the break ... his ratio of 14.1 strikeouts per 9.0 IP (110 SO/70.1 IP) topped his 1991 ratio of 13.6 as the highest in modern major-league history (minimum: 100 SO) ... began the regular season on the disabled list with tendinitis in his right shoulder ... fanned Houston's Scott Servais on 6/23 at Riverfront Stadium for career strikeout No. 500 ... reached 500 in just 368.1 IP, the fastest in major-league history ... struck out 60 of the last 117 batters he faced (51 percent) ... struck out 63 in 34.0 IP after the All-Star Break and allowed a run in just four of 30 appearances ... struck out seven consecutive batters over two outings (7/18-20) ... was the NL Rolaids Relief Man winner in September ... joined Norm Charlton (26 saves) to give Cincinnati two pitchers with at least 25 saves, the first time in major-league history a team has had two relievers reach 25. **1991:** Ranked second in the NL with 31 saves (in 36 opportunities), the most saves by a Reds right-hander since Clay Carroll's 37 in 1972 ... stranded 34 of 42 inherited runners ... averaged 13.6 strikeouts per 9.0 IP (124 SO/82.1 IP) ... fanned six straight batters in Houston on 4/23, tying the NL one-game record ... hurled 13.2 shutout IP of five-hit ball with seven saves in 10 May outings ... earned NL and Rolaids Pitcher of the Month honors in June when he posted 10 saves in 10 chances with a 1.69 ERA ... was 23-23 in save opportunities at the All-Star Break (1.29 ERA) and tossed 1.0 scoreless IP in his second straight All-Star appearance ... 23 straight saves equalled John Franco's NL mark for consecutive chances without a blown save (set in 1988) ... went 3-5 with a 5.13 ERA and eight saves in the second half. **1990:** Led the team by appearing in 68 games ... struck out 136 in 98.0 IP (an average of 12.5 strikeouts per 9.0 IP) ... opponents hit just .183, the best mark in the league ... was named to the NL All-Star Team and tossed 1.0 scoreless IP in the All-Star Game ... went 4-0 with three saves and a 1.08 ERA (4 ER/33.1 IP) from 8/9 through the end of the season ... in

seven postseason games, went 1-0 with one save and allowed just three hits in 9.2 IP ... struck out 14 ... pitched in the first four National League Championship Series games vs. Pittsburgh, earning a save in Game 4 ... shared series Co-Most Valuable Player honors with Randy Myers ... worked in each of the first three World Series games, picking up a win with 2.0 scoreless IP in Game 2 ... joined the Major League Baseball All-Star Team that toured Japan in the postseason. **1989:** Averaged 12.8 strikeouts per 9.0 IP (141 SO/99.0 IP), the best ratio in modern baseball history (a mark he later topped) ... his 141 strikeouts were a club record among relievers ... ranked second in the NL with 74 games pitched ... struck out the side on nine pitches in the eighth inning vs. San Diego on 6/4. **1988:** Worked 2.0 perfect IP in major-league debut on 6/29 vs. San Diego and posted 9.2 shutout IP over his first six outings ... fanned 59 in 59.1 IP, limiting opposing hitters to a .207 average.

Minor League Highlights: 1988: American Association hitters batted .172 at Class A Nashville ... his 13 saves in the first half of the season ranked second in the league when promoted. **1987:** Struck out 51 in 61.0 IP at Nashville. **1986:** Began the season at Class AA Vermont ... went 2-1 with 10 saves and a 1.99 ERA in June and July ... was promoted to Class AAA Denver, where he injured his left knee and worked just 5.0 IP the rest of the season. **1985:** Moved to the bullpen at Class A Cedar Rapids and struck out 73 in 65.2 IP ... recorded five wins and 12 saves. **1984:** Went 5-2 with a 2.92 ERA (21 ER/64.2 IP) at Class A Tampa. **1983:** Started nine of 12 games at Class A Billings and Class A Eugene ... combined to go 3-3 after being selected in the first round of the secondary phase of the June draft ... was recommended/signed by Mickey White (Reds).

Miscellaneous/Personal: Married Joanne Abate ... has two children: Ashley (8/31/89) and Ryan (5/23/92) ... was named Connecticut Male Athlete of the Year in 1989 ... was chosen co-winner (along with Bobby Witt of Texas) of the 1990 New England Athlete of the Year Award by the Boston chapter of the BBWAA ... is a 1982 graduate of Southington (Conn.) High School, where he was All-State in both baseball and soccer for two years ... threw four no-hitters in high school and posted a 19-2 career record with a 0.61 ERA ... spent one season pitching at Florida Southern College ... was chosen in the 11th round of the June 1982 draft by St. Louis but did not sign.

YEAR	CLUB	W-L	PCT	ERA	G	GS	CG	SHO	SV	IP	H	R	ER	HR	HB	BB-I	SO	WP	BK
1983	Billings	0-1	.000	7.82	5	2	0	0	0	12.2	18	13	11	1	0	11-0	7	2	0
	Eugene	3-2	.600	5.73	7	7	1	0	0	37.2	38	28	24	5	0	18-0	17	2	1
1984	Tampa	5-2	.714	2.92	15	11	2	0	0	64.2	59	31	21	2	1	29-4	39	3	1
1985	Cedar Rapids	5-5	.500	3.84	45	1	0	0	12	65.2	67	37	28	3	1	28-2	73	6	0
1986	Vermont	3-2	.600	3.09	31	1	1	0	10	55.1	53	29	19	0	0	28-3	37	5	1
	Denver	1-0	1.000	5.40	5	0	0	0	0	6.2	9	4	4	0	0	2-0	3	0	1
1987	Nashville	2-4	.333	4.72	44	0	0	0	4	61.0	72	34	32	5	1	27-4	51	5	1
1988	Nashville	2-1	.667	2.31	31	0	0	0	13	35.0	21	9	9	2	1	14-0	41	3	0
	CINCINNATI	1-1	.500	1.82	37	0	0	0	0	59.1	43	12	12	2	1	21-5	59	3	2
1989	CINCINNATI	10-5	.667	2.09	74	0	0	0	2	99.0	62	23	23	4	3	39-11	141	7	0
1990	CINCINNATI	8-3	.727	1.74	68	0	0	0	11	98.0	62	22	19	3	1	34-3	136	3	1
1991	CINCINNATI	3-5	.375	3.17	67	0	0	0	31	82.1	67	32	29	5	0	25-2	124	5	0
1992	CINCINNATI	3-5	.375	3.07	63	0	0	0	25	70.1	48	26	24	3	2	31-2	110	6	0
1993	CINCINNATI	1-4	.200	6.48	45	0	0	0	19	41.2	34	33	30	8	2	42-0	49	4	0
1994	Indianapolis	0-2	.000	22.85	6	5	0	0	0	4.1	5	11	11	1	0	10-0	5	2	0
MINOR TOTALS		21-19	.525	4.17	189	27	4	0	39	343.0	342	196	159	19	4	167-13	273	28	5
N.L. TOTALS		26-23	.531	2.74	354	0	0	0	88	450.2	316	148	137	25	9	192-23	619	28	3
M.L. TOTALS		26-23	.531	2.74	354	0	0	0	88	450.2	316	148	137	25	9	192-23	619	28	3

- Selected by St. Louis in 11th round of free agent draft (6/7/82).
- Selected by Cincinnati in first round (secondary phase) of free agent draft (6/83).
- On Cincinnati suspended list (5/31-6/2/89).
- On Cincinnati disabled list with tendinitis in right elbow (7/10-25/89).
- On Cincinnati suspended list (7/25-28/89).
- On Cincinnati disabled list with tendinitis in right shoulder (3/26-4/16/92).
- On Cincinnati disabled list with fractured left forearm (4/22-5/28/93).
- On Cincinnati disabled list with muscle weakness in both shoulders (9/22/93 - remainder of season).
- On Cincinnati disabled list with right shoulder tendinitis (3/30/94 - remainder of season); included rehabilitation assignment to Class AAA Indianapolis (7/26-8/10/94).
- Granted free agency (10/7/94).
- Signed as a free agent by the White Sox (2/27/95).

LEAGUE CHAMPIONSHIP SERIES RECORD

YEAR	CLUB	W-L	PCT	ERA	G	GS	CG	SHO	SV	IP	H	R	ER	HR	HB	BB-I	SO	WP	BK
1990	Cin. vs. Pit.	0-0	.000	0.00	4	0	0	0	1	5.0	0	0	0	0	0	1-0	10	0	0

WORLD SERIES RECORD

YEAR	CLUB	W-L	PCT	ERA	G	GS	CG	SHO	SV	IP	H	R	ER	HR	HB	BB-I	SO	WP	BK
1990	Cin. vs. Oak.	1-0	1.000	0.00	3	0	0	0	0	4.2	3	0	0	0	0	1-0	4	1	0

ALL-STAR GAME RECORD

YEAR	CLUB	SITE	W-L	PCT	ERA	G	GS	CG	SHO	SV	IP	H	R	ER	HR	HB	BB-I	SO	WP	BK
1990	NL	Chicago (NL)	0-0	.000	0.00	1	0	0	0	0	1.0	1	0	0	0	0	1-0	0	0	0
1991	NL	Toronto	0-0	.000	0.00	1	0	0	0	0	1.0	0	0	0	0	0	1-0	1	0	0
TOTALS			0-0	.000	0.00	2	0	0	0	0	2.0	1	0	0	0	0	2-0	1	0	0

DIBBLE'S STATISTICAL BREAKDOWN

CLUB	1994						CAREER					
	ERA	W-L	SV	IP	ER	SO	ERA	W-L	SV	IP	ER	SO
Home	—	—	—	—	—	—	2.91	12-9	49	222.1	72	306
Road	—	—	—	—	—	—	2.56	14-14	39	228.1	65	313
Day	—	—	—	—	—	—	2.47	10-4	24	131.0	36	177
Night	—	—	—	—	—	—	2.84	16-19	64	319.2	101	442
Grass	—	—	—	—	—	—	2.78	7-9	22	142.1	44	185
Turf	—	—	—	—	—	—	2.71	19-14	66	308.1	93	434
1st Half	—	—	—	—	—	—	2.34	12-9	55	219.2	57	314
2nd Half	—	—	—	—	—	—	3.12	14-14	33	231.0	80	305
April	—	—	—	—	—	—	2.47	4-0	14	51.0	14	73
May	—	—	—	—	—	—	2.33	3-3	14	58.0	15	91
June	—	—	—	—	—	—	2.23	4-5	21	84.2	21	123
July	—	—	—	—	—	—	2.69	3-3	11	73.2	22	79
August	—	—	—	—	—	—	2.81	7-7	14	102.1	32	144
Sept-Oct	—	—	—	—	—	—	3.67	5-5	14	81.0	33	109
As a Starter	—	—	—	—	—	—	—	—	—	—	—	—
In Relief	—	—	—	—	—	—	2.74	26-23	88	450.2	137	619

Dibble's Career Bests

Game	SO, Reliever — 6 (4/23/91 at Hou., 2.0 IP)	Season	Wins — 10 (1989)
Low BB, Reliever — 0 (8/17/88 vs. Chi., 3.0 IP)		ERA — 1.74 (1990)	
Low Hits, Reliever — 0 (three times, last 7/25/91 vs. Chi., 3.0 IP)		IP — 99.0 (1989)	
IP, Reliever — 3.2 (8/29/88 vs. Pit.)		SO — 141 (1989)	
		Win Streak — 4 (8/15-9/22/90)	

ANDY HALL

59



Given Name: David Andrew Hall

Position: Catcher

Bats: Right

Throws: Right

Height: 6-4

Weight: 205

Opening Day Age: 30

Born: November 24, 1964, San Diego, Calif.

Resides: Bradenton, Fla.

First Pro Contract: Pittsburgh Pirates, selected in the third round, June 1983 free agent draft.

Sox Acquisition: Signed as a free agent by the White Sox, March 8, 1995.

Major League Service: None

Contract Status: Signed through 1995.

Minor League Highlights: Played in the Pirates organization from 1983-89, spending part of the 1989 season at Class AAA Buffalo ... signed with the California organization on 7/31/89 ... underwent shoulder surgery in 1990 ... spent 1991 recovering as a player/coach with independent Class A Miami of the Florida State League.

Miscellaneous/Personal: Married Lauren Locke ... has one child: Hailey (10/21/93) ... attended El Cajon (Calif.) High School ... ESPN broadcaster and former NFL quarterback Mark Malone attended the same school ... worked as an EMT/Lifeguard for the Marine Rescue Division of Manatee County.

YEAR	CLUB	AVG	G	AB	R	H	TB	2B	3B	HR	RBI	SH	SF	HB	BB	SO	SB	CS	E
1983	Bradenton	.287	40	129	16	37	43	4	1	0	15	0	2	0	10	30	3	3	4
1984	Macon	.190	73	189	16	36	52	9	2	1	10	1	0	1	10	60	0	1	10
1985	Bradenton	.222	5	9	0	2	2	0	0	0	0	0	0	1	3	1	0	0	2
	Watertown	.121	15	33	2	4	5	1	0	0	1	3	1	3	6	14	0	0	3
1986	Macon	.195	41	128	15	25	42	8	0	3	15	0	3	0	10	49	1	0	10
	Tri-Cities	.217	52	180	21	39	67	9	0	3	24	6	4	3	16	65	0	1	21
1987	Bradenton	.455	3	11	2	5	6	1	0	0	0	0	0	0	1	1	0	0	0
	Macon	.185	12	27	6	5	8	0	0	1	2	1	0	1	5	12	0	0	3
1988	Salem	.261	79	283	35	74	115	12	1	9	32	0	0	1	22	82	0	0	10
1989	Midland	.263	8	19	1	5	10	2	0	1	6	2	0	0	1	4	0	0	0
	Harrisburg	.167	7	18	4	3	7	1	0	1	2	0	1	0	2	4	0	0	0
	Buffalo	.262	20	42	4	11	15	2	1	0	7	0	1	0	9	18	0	0	3
1990	Midland	.107	7	28	2	3	6	0	1	1	0	0	1	0	12	0	0	0	3
1991	Miami	.175	39	120	9	21	23	2	0	0	6	2	0	0	14	33	0	1	4
MINOR TOTALS		.222	401	1216	133	270	391	51	5	20	121	15	12	11	109	365	4	6	73

— Selected by Pittsburgh Pirates in the third round of free agent draft (6/83).

— Signed by California to a minor league contract (7/31/89).

— Signed by the White Sox as a free agent (3/8/95).

DANN HOWITT

58



PLAYERS

Given Name: Dann Paul John Howitt

Position: Outfielder

Bats: Left

Throws: Right

Height: 6-5

Weight: 215

Opening Day Age: 31

Born: February 13, 1964, Battle Creek, Mich.

Resides: Medford, Ore.

First Pro Contract: Oakland Athletics, selected in 18th round, June 1986 free agent draft.

Sox Acquisition: Signed as a free agent, December 8, 1993.

Major League Service: One year, 90 days.

Contract Status: Signed through 1995.

1994: Played in 10 games over two stints with the White Sox ... his contract was purchased from Class AAA Nashville on 5/6 ... went 1-5 in four games (one start) before being outrighted to Nashville on 5/21 ... was recalled to the White Sox for the second time on 6/14 and batted .444 (4-9) in six games (two starts) ... matched career high with three hits (two doubles) on 7/7 at Detroit ... was sent down to Nashville for the second time on 7/14 ... appeared in 66 games at Nashville ... batted .318 (14-44) in May and .333 (12-36) in June ... drove in four, five and seven runs in three separate games ... connected on two homers, including a grand slam, and drove in seven runs in a 9-7 win vs. Buffalo on 5/3 ... recorded five RBI with a double and triple on 4/12 at New Orleans ... hit safely in 10 of 11 games from 7/28-8/12 (.293, 12-41).

Major League Highlights: Has one year and 90 days of major-league service.

1993: Hit .211 (16-76) with two homers and eight RBI in 32 games for Seattle ... hit .364 (8-22) with a home run and two RBI over his first six games (all starts) ... grand slam on 9/22 off Texas' Nolan Ryan was the last hit allowed by Ryan ... was released by Seattle on 10/5. **1992:** Began season with Oakland's Class AAA Tacoma club and hit .293 with one home run and 27 RBI in 43 games ... was recalled on 5/27 and started in right field that night ... hit .316 (6-19) in first seven games but was outrighted to Tacoma on 7/6 following an 0-31 skid ... refused outright and elected free agency, signing a minor-league contract with Seattle on 7/10 and was assigned to Class AAA Calgary ... had his contract purchased by Seattle on 9/15 ... was 0-12, running his hitless streak to 43 at-bats ... snapped skid with game-tying RBI triple on 9/26 at Texas ... went 3-4 on 9/27 at Texas, matching his career high for hits ... started last nine games in left field for the Mariners, hitting .385 (10-26) with a homer and seven RBI. **1991:** Was recalled by Oakland on 9/1 ... connected on pinch-hit home run in first at-bat on 9/3 at Milwaukee ... homer was the first of his major-league career. **1990:** Was promoted to Oakland on 8/22 but played in just two games before being optioned back on 8/29 ... returned to Oakland following the Pacific Coast League playoffs and collected first major-league hit at Seattle on 9/12 (off Mike Gardiner) ... appeared at first base, third base and the outfield for the Athletics.

Minor League Highlights: Has hit 119 career minor-league home runs. **1993:** Batted .279 (93-333) with 21 home runs and 77 RBI in 95 games at Class AAA Calgary before having his contract purchased by Seattle on 8/4. **1992:** Went 3-5 with a grand slam and five RBI for Calgary on 8/10 at Tacoma ... hit in a season-high 11 straight games from 8/13-23 for an average of .390. **1991:** Played 81 of 122 games in the outfield. **1990:** Finished third on the club in home runs (11) at Class AAA Tacoma. **1989:** Led the Southern League in total bases (253), ranked second in RBI (111) and third in home runs (26) with Class AA Huntsville ... spent most of the year at first base (108 games) and led the SL in fielding (.992) ... played 36 games in the outfield. **1988:** Led Class A Modesto in home runs (18) and RBI (86). **1987:** Played in 109 games at Modesto, collecting 21 extra-base hits. **1986:** Finished sixth in the Northwest League with a .317 average and was named to the league's All-Star squad ... was drafted by the Oakland Athletics in the 18th round of the June free agent draft.

Miscellaneous/Personal: Single ... has two children: Lance Michael (11/4/92) and Blaine Patrick (2/10/94) ... graduated from Hastings (Mich.) High School in 1982 where he played basketball and baseball ... attended Michigan State and Cal State-Fullerton ... brother Shaun played baseball in the Kansas City Royals' organization.

YEAR	CLUB	AVG.	G	AB	R	H	TB	2B	3B	HR	RBI	SH	SF	HB	BB	SO	SB	CS	E
1986	Medford	.317	66	208	36	66	97	9	2	6	37	1	1	1	49	37	5	1	4
1987	Modesto	.208	109	336	44	70	109	11	2	8	42	3	3	4	59	110	7	9	4
1988	Modesto	.252	132	480	75	121	199	20	2	18	86	0	2	2	81	106	11	5	4
	Tacoma	.133	4	15	1	2	3	1	0	0	0	0	0	0	0	4	0	0	0
1989	Huntsville	.281	138	509	78	143	253	28	2	26	111	2	6	3	68	107	2	1	1
	OAKLAND	.000	3	3	0	0	0	0	0	0	0	0	0	0	2	0	0	0	0
1990	Tacoma	.265	118	437	58	116	181	30	1	11	69	0	4	2	38	95	4	4	4
	OAKLAND	.136	14	22	3	3	5	0	1	0	1	0	0	0	3	12	0	0	0
1991	Tacoma	.267	122	449	58	120	202	28	6	14	73	1	5	2	49	92	6	2	3
	OAKLAND	.167	21	42	5	7	11	1	0	1	3	0	1	0	1	12	0	0	0
1992	Tacoma	.293	43	140	25	41	59	13	1	1	27	0	5	2	23	20	5	3	4
	OAKLAND	.125	22	48	1	6	9	0	0	1	2	1	0	0	5	4	0	0	2
	Calgary	.303	50	178	29	54	91	9	5	6	33	2	1	1	12	38	4	0	1
	SEATTLE	.270	13	37	6	10	19	4	1	1	8	0	3	0	3	5	1	1	1
1993	Calgary	.279	95	333	57	93	178	20	1	21	77	1	7	1	39	67	7	5	3
	SEATTLE	.211	32	76	6	16	27	3	1	2	8	0	0	0	4	18	0	0	0
1994	Nashville	.255	66	231	30	59	100	15	1	8	36	0	1	2	19	48	4	0	3
	WHITE SOX	.357	10	14	4	5	8	3	0	0	0	0	0	0	1	7	0	0	0
MINOR TOTALS		.267	943	3316	491	885	1472	184	23	119	591	10	35	20	437	724	55	30	31
A. L. TOTALS		.194	115	242	25	47	79	11	3	5	22	1	4	0	17	60	1	1	4
M.L. TOTALS		.194	115	242	25	47	79	11	3	5	22	1	4	0	17	60	1	1	4

* Led League

- Selected by Oakland in the 18th round of free agent draft (6/86).
- Granted free agency after refusing outright to Class AAA Tacoma (7/6/92).
- Signed by Seattle to a minor-league contract (7/10/92).
- Released by Seattle (10/4/93).
- Signed by the White Sox as a free agent (12/8/93).

HOWITT'S STATISTICAL BREAKDOWN

CLUB	1994						CAREER					
	AVG	G	AB	H	HR	RBI	AVG	G	AB	H	HR	RBI
Baltimore	—	—	—	—	—	—	.250	5	12	3	0	2
Boston	—	—	—	—	—	—	.000	2	3	0	0	0
California	.000	1	0	0	0	0	.000	9	9	0	0	0
Cleveland	—	—	—	—	—	—	.125	3	8	1	0	0
Detroit	.600	1	5	3	0	0	.265	11	34	9	0	1
Kansas City	—	—	—	—	—	—	.192	13	26	5	1	5
Milwaukee	.000	3	1	0	0	0	.188	17	32	6	2	5
Minnesota	—	—	—	—	—	—	.222	4	9	2	0	0
New York	—	—	—	—	—	—	—	—	—	—	—	—
Oakland	.400	2	5	2	0	0	.150	7	20	3	0	0
Seattle	.000	3	3	0	0	0	.067	9	15	1	0	1
Texas	—	—	—	—	—	—	.270	16	37	10	1	5
Toronto	—	—	—	—	—	—	.154	6	13	2	0	0
1994 Totals/Lifetime	.357	10	14	5	0	0	.194	*115	*242	*47	*5	*22
Home	.143	6	7	1	0	0	.136	58	118	16	2	15
Road	.571	4	7	4	0	0	.250	57	124	31	3	7
Day	.500	2	6	3	0	0	.191	—	94	18	0	2
Night	.250	8	8	2	0	0	.196	—	148	29	5	20
Left	.000	—	1	0	0	0	.059	—	17	1	0	0
Right	.308	—	13	4	0	0	.204	—	225	46	5	22
Grass	.357	9	14	5	0	0	.204	74	142	29	2	7
Turf	.000	1	0	0	0	0	.180	41	100	18	3	15
1st Hall	.357	10	14	5	0	0	.177	32	62	11	1	2
2nd Hall	—	—	—	—	—	—	.200	83	180	36	4	20
April	—	—	—	—	—	—	—	—	—	—	—	—
May	.200	4	5	1	0	0	.313	7	16	5	0	1
June	.333	2	3	1	0	0	.094	18	32	3	1	1
July	.500	4	6	3	0	0	.214	7	14	3	0	0
August	—	—	—	—	—	—	.193	19	57	11	1	4
Sept-Oct	—	—	—	—	—	—	.203	64	123	25	3	16
As a PH	.500	2	2	1	0	0	.118	19	17	2	1	1
As a DH	—	—	—	—	—	—	.147	2	7	1	0	0

*Includes totals vs. White Sox

Howitt's Career Bests

Game	Season
Hits — 3 (twice, last 7/7/94 at Det.)	16 (1992, 1993)
HR — 1 (five times, last 9/22/93 vs. Tex.)	2 (1992, 1993)
GS — 1 (9/22/93 vs. Tex.)	1 career (9/22/93 vs. Tex.)
RBI — 4 (9/22/93 vs. Tex.)	10 (1992)
SB — 1 (9/27/92 at Tex.)	1 (1992)
Hitting Streak — 6 (9/26/93-10/2/93)	

BARRY LYONS

54



PLAYERS

Given Name: Barry Stephen Lyons

Position: Catcher

Bats: Right

Throws: Right

Height: 6-1

Weight: 200

Opening Day Age: 34

Born: June 3, 1960, Biloxi, Miss.

Resides: Biloxi, Miss.

First Pro Contract: New York Mets, selected in 19th round, June 1982 free agent draft.

Sox Acquisition: Signed as a free agent, November 1, 1994.

Major League Service: Four years, 86 days.

Contract Status: Signed through 1995.

1994: Was selected to the American Association's All-Star Team while playing for Cincinnati's Class AAA affiliate in Indianapolis ... finished fifth in the league's batting race with a .309 (133-431) mark ... caught in 91 of 114 games and played first base in 11 others.

Major League Highlights: Has four years and 86 days of major-league service ... lifetime as a pinch hitter is 7-40 (.175) with two home runs and five RBI ... two of his last six home runs are as a pinch hitter ... belted his only career grand slam off Kelly Downs on 8/20/87 at Shea Stadium vs. San Francisco. **1991:** Opened the season with Los Angeles but was optioned to Class AAA Albuquerque on 5/30 after going hitless in nine at-bats ... after signing with Class AAA Edmonton, was recalled by California on 9/2 ... his lone hit for the Angels on 9/27 spoiled Bret Saberhagen's bid for a no-hitter in the eighth inning with one out. **1990:** Began season with the New York Mets ... homered on 4/9 vs. Pittsburgh and 4/13 at Montreal ... played in nine games in May and hit .313, including four multihit contests ... lower back pain forced him onto the disabled list on 5/18 ... began a rehabilitation assignment at Class AAA Tidewater on 6/8 ... was optioned to Tidewater on 7/7 ... was released on 9/4 and signed by the Dodgers on 9/21 ... went 1-5 with a home run for Los Angeles ... connected on pinch-hit homer on 9/30 off San Francisco's Rafael Nova. **1989:** Posted a career-high 10-game hitting streak with New York from 5/20-6/2 ... started 60 games for the Mets and his 58 hits, 13 doubles and 27 RBI were career bests ... was placed on the 15-day disabled list on 6/27 with a broken right toe ... drove in three runs on 6/7 at Wrigley Field. **1988:** Batted .293 (17-58) from 6/27 through the remainder of the season ... played first base on 7/19 at Cincinnati ... tripled on 8/2 at Chicago-NL. **1987:** Hit first career home run, a pinch-hit solo shot, off St. Louis' Pat Perry on 4/26 at Shea Stadium ... hit a career-high .254 (33-130) ... equaled his career high with four RBI on 10/3 at St. Louis. **1986:** Made major-league debut on 4/19 vs. Philadelphia ... began the season with the Mets and was optioned back to Tidewater on 5/9.

Minor League Highlights: Is a lifetime .291 (894-3,077) hitter with 74 home runs and 552 RBI in 842 minor-league games ... over the past three seasons, has appeared in 292 games at the Class AAA level, catching 167 and playing first base in 97. **1993:** Spent the entire season at Class AAA Louisville ... appeared in 107 games, hitting .269 (108-401) with a career-high 18 home runs. **1992:** Was signed to a Class AAA contract by Houston on 1/15 ... spent season at Tucson, batting .300 (83-277) in 71 games with 24 doubles, four home runs and 45 RBI ... played 37 games at catcher (.990 fielding percentage) and 35 games at first base (.997 fielding percentage) ... threw out 36 percent of opposing baserunners. **1991:** Batted .309 (51-165) in 47 games with California's Class AAA affiliate in Edmonton ... the Dodgers optioned him to Class AAA Albuquerque on 5/30 but he opted for free agency and signed with California. **1990:** Was sent to Class AAA Tidewater on a rehabilitation assignment on 6/8 and was optioned to the Tides on 7/7 ... batted .171 (28-164) in 57 games before being released on 9/4. **1986:** Was optioned to Class AAA Tidewater on 5/9 ... hit .295 (69-234) in 61 games with the Tides until suffering a broken right forearm on 8/3 when he was hit by a pitch from Pawtucket's Jeff Sellers. **1985:** Broke Darryl Strawberry's Class AA Jackson record (97) with 108 RBI (fourth in the league) ... was selected to the Topps Class AA All-Star Team ... ended the season 13th in the league in hitting at .307 (149-486) ... his 34 doubles set a club record ... was named the midseason and postseason Texas League All-Star teams. **1984:** Earned Carolina League Most Valuable Player honors after batting .316 (130-412) with 12 homers and 87 RBI at Class A Lynchburg ... finished second in the league batting race to teammate Dave Magadan. **1983:** Split season between Class A Lynchburg and Class A Columbia. **1982:** Scored 46 runs in 45 games at Class A Shelby after being drafted by the Mets in the 19th round in June.

Miscellaneous/Personal: Married Marsha Daniel ... was a baseball star at Biloxi (Miss.) High School where he earned All-State honors ... graduated in 1982 from Delta State University in Cleveland, Miss. ... selected the Most Valuable Player of his American Legion team in 1977 and 1978 ... was named to the Cape Cod League All-Star Team in 1981 ... was chosen by Detroit in the 25th round of the June 1981 free agent draft but did not sign.

PLAYERS

YEAR	CLUB	AVG	G	AB	R	H	TB	2B	3B	HR	RBI	SH	SF	HB	BB	SO	SB	CS	E
1982	Shelby	.280	45	164	23	46	70	12	0	4	46	1	2	1	24	10	0	0	8
1983	Lynchburg	.143	2	7	0	1	1	0	0	0	2	0	0	0	0	0	0	0	0
	Columbia	.297	92	316	55	94	122	9	2	5	45	1	5	2	42	32	3	0	17
1984	Lynchburg	.316	115	412	59	130	189	17	3	12	87	1	7	2	45	40	1	3	13
1985	Jackson	.307	126	486	69	149	228	34	6	11	108	0	3	5	25	67	3	0	12
1986	Tidewater	.295	61	234	28	69	97	16	0	4	46	2	7	1	18	32	0	0	11
	NEW YORK (NL)	.000	6	9	1	0	0	0	0	0	2	0	0	0	1	2	0	0	1
1987	NEW YORK (NL)	.254	53	130	15	33	51	4	1	4	24	0	3	2	8	24	0	0	4
1988	NEW YORK (NL)	.231	50	91	5	21	30	7	1	0	11	3	1	0	3	12	0	0	3
1989	NEW YORK (NL)	.247	79	235	15	58	80	13	0	3	27	1	3	2	11	28	0	1	10
	Tidewater	.100	5	20	1	2	4	0	1	0	2	0	0	0	4	0	0	0	0
1990	Tidewater	.171	57	164	8	28	33	5	0	0	17	0	1	2	16	25	0	0	5
	NEW YORK (NL)	.238	24	80	8	19	25	0	0	2	7	0	0	1	2	9	0	0	4
	LOS ANGELES	.200	3	5	1	1	4	0	0	1	2	0	0	0	1	0	0	0	0
1991	LOS ANGELES	.000	9	9	0	0	0	0	0	0	0	0	0	0	0	2	0	0	0
	Edmonton	.309	47	165	15	51	70	13	0	2	23	0	1	3	10	11	0	0	8
	CALIFORNIA	.200	2	3	0	1	1	0	0	0	0	0	0	0	0	0	0	0	0
1992	Tucson	.300	71	277	32	83	119	24	0	4	45	1	3	0	9	35	1	0	4
1993	Louisville	.269	107	401	36	108	181	19	0	18	85	1	4	2	15	64	0	1	8
1994	Indianapolis	.309	114	431	63	133	202	25	1	14	86	0	4	4	28	59	0	2	14
MINOR TOTALS		.291	842	3077	369	894	1316	174	13	74	552	7	37	22	232	379	8	6	107
A.L. TOTALS		.200	2	5	0	1	1	0	0	0	0	0	0	0	0	0	0	0	0
N.L. TOTALS		.236	224	559	45	132	190	24	2	10	73	4	7	5	25	78	0	1	23
M.L. TOTALS		.236	226	564	45	133	191	24	2	10	73	4	7	5	25	78	0	1	23

- Selected by New York-NL in the 19th round of free agent draft (6/82).
- On Class AAA Tidewater disabled list (8/4/86-remainder of season).
- On New York-NL disabled list with a broken right toe (6/27-7/25/89).
- On New York-NL disabled list with lower back pain (5/16-7/9/90).
- Released by New York-NL (9/4/90).
- Signed by Los Angeles as a free agent (9/21/90).
- Signed by California as a free agent (6/20/91).
- Released by California (10/24/91).
- Signed by Houston as a free agent (1/15/92).
- On Class AAA Tucson disabled list (5/26-6/23/92).
- Signed by St. Louis as a free agent (1/4/93).
- On Class AAA Louisville disabled list (6/22-7/2/93).
- Released by St. Louis (9/1/93).
- Signed by Cincinnati as a free agent (2/11/94).
- Signed by the White Sox as a free agent (11/1/94).

Lyons' Career Bests

Game

- Hits — 3 (three times, last 8/10/89 at St.L.)
- HR — 1 (10 times, last 9/30/90 at S.F.)
- GS — 1 (8/20/87 vs. S.F.)
- RBI — 4 (twice, last 8/10/89 at St.L.)
- SB — None
- Hitting Streak — 10 (5/20-6/2/89)

Season

- 58 (1989)
- 4 (1987)
- 1 career (8/20/87 vs. S.F.)
- 27 (1989)
- None



DONN PALL

22



PLAYERS

Given Name: Donn Steven Pall

Position: Pitcher

Bats: Right

Throws: Right

Height: 6-1

Weight: 180

Opening Day Age: 33

Born: January 11, 1962, Chicago, Ill.

Resides: Bloomingdale, Ill.

First Pro Contract: White Sox, selected in 23rd round, June 1985 free agent draft.

Sox Acquisition: Signed as a free agent by the White Sox, March 26, 1995.

Major League Service: Six years, 15 days.

Contract Status: Signed through 1995.

1994: Appeared in a combined 28 games with the New York Yankees and Chicago Cubs ... recorded a 0.71 ERA (1 ER/12.2 IP) over his first seven outings and a 2.51 ERA (4 ER/14.1 IP) over his final 12 appearances with New York ... tossed a season-high 4.0 IP vs. Seattle on 4/19 ... did not allow a run in 17 of his 26 appearances ... combined to allow just 1.65 walks per 9.0 IP ... retired 17 of 26 (65.4 percent) of first batters faced and stranded eight of 14 (.571) inherited runners ... earned his only victory of the season on 5/14 at Milwaukee ... was released by the Yankees on 7/29 and was signed by the Cubs on 8/6, where he appeared in two games.

Major League Highlights: **1993:** Split season between the White Sox and Philadelphia ... was 2-3 with a 3.22 ERA (21 ER/58.2 IP) in 39 appearances with the White Sox ... recorded eight holds and retired 27 of 39 (69.2 percent) first batters faced ... posted ERA of 2.16 in April, 2.87 in May, 2.45 in June and 3.29 in July ... matched his career-high with 5.1 IP on 5/28 at New York ... did not issue a walk until his eighth outing of the season ... posted a 1.34 ERA (5 ER/33.2 IP) on the road and a 5.76 ERA (16 ER/25.0 IP) at Comiskey Park ... stranded 13 of 25 (52.0 percent) inherited runners for the Sox ... was traded to the Phillies on 8/31, where he went 1-2 with a 2.55 ERA (5 ER/17.2 IP) in eight games. **1992:** Finished second among White Sox relievers with 73.0 IP ... threw at least 2.0 IP in 19 of his 39 appearances (48.7 percent) ... made five consecutive appearances of at least 3.0 IP (7/19-8/9/92) ... was 2-0 with a 3.18 ERA (6 ER/17.0 IP) during stretch ... saved first game on 8/4 vs. Minnesota with 4.0 IP in relief ... retired last 11 batters in 4.0 IP on 7/19 vs. Milwaukee and last seven in extra-inning win on 8/9 at California ... earned win in last three decisions ... recorded 1.42 ERA (1 ER/6.1 IP) with two holds in April ... matched season high with four strikeouts on 9/21 vs. Oakland ... went 5.1 IP, the longest outing of his career, on 6/14 at Minnesota. **1991:** Recorded career-best 2.41 ERA ... registered 12 holds ... had a 2.17 ERA (9 ER/37.1 IP) over last 18 appearances of season (7/31-10/6) ... limited left-handers to a .189 batting average ... opened campaign with 13.2-IP scoreless streak that was snapped on 5/15 at Boston ... owned a 1.17 ERA (4 ER/30.2 IP) at the All-Star Break ... seven relief wins matched club high (Bobby Thigpen and Melido Perez) ... tossed career-high 5.0 IP to earn victory on 8/31 vs. Cleveland ... recorded a career high with five strikeouts on 8/3 vs. Baltimore ... only 13 of 48 (27.1 percent) inherited runners scored ... unscored upon in 39 of 51 appearances. **1990:** Ranked fourth on staff with 56 appearances in 1990 ... teamed with Barry Jones as right-handed set-up man ... recorded bullpen's longest scoreless streak (14.0 IP, 5/15-6/7) ... allowed just 16 of 58 (27.6 percent) inherited runners to score ... registered two saves and 11 holds ... logged 3-2 mark with 1.69 ERA on the road ... right-handed hitters batted just .197 against him ... finished season with 3-5 record and 3.32 ERA. **1989:** One of five non-roster invitees to make club ... opened season with two consecutive saves (on 4/4 and on 4/6 at California) ... notched first major-league win on 4/27 at Boston ... recorded team's longest consecutive scoreless streak (17.2 IP, 6/27-7/25) ... matched career high with four strikeouts on three occasions ... placed on disabled list on 5/19 with sore right elbow ... missed 14 games ... was sent to South Bend for rehabilitation assignment ... returned to majors on 6/3 ... finished year with 4-5 ledger and a 3.31 ERA. **1988:** Made major-league debut on 8/1 vs. Oakland ... threw 28.2 IP in 17 games with the White Sox after recall ... opened campaign with Class AAA Vancouver.

Minor League Highlights: **1988:** Ranked third in Pacific Coast League with 10 saves before recall on 7/31 ... owned 5-2 ledger with 2.23 ERA and threw 0.2 IP at the Class AAA All-Star Game. **1987:** Posted an 8-11 mark with Class AA Birmingham, including a team-leading 139 strikeouts ... made 23 starts and seven relief appearances. **1986:** Promoted to Birmingham after impressive start with Class A Appleton ... posted a 5-5 record with a 2.31 ERA with the Foxes before joining the Barons ... used as a starter and reliever for Birmingham, compiling a 3-4 record. **1985:** Spent first pro season at Rookie Sarasota ... led all Gulf Coast League

pitchers in IP (86.0), tied for the lead in wins (seven), complete games (four), shutouts (two), and finished in a tie for sixth in the league with a 1.67 ERA.

Personal Background: Married Katie Manhard ... has one child: Mark Adam (1/5/95) ... actively involved in the Make-A-Wish Society of Chicago ... is a 1980 graduate of Evergreen Park (Ill.) High School and a 1985 graduate of the University of Illinois.

YEAR	CLUB	W-L	PCT.	ERA	G	GS	CG	SHO	SV	IP	H	R	ER	HR	HB	BB-I	SO	WP	BK	
1985	Sarasota (GCL)	7-5	.583	1.87	13	13	9	4	2	0	86.0	68	34	16	2	2	10-0	63	3	3
1986	Appleton	5-5	.500	2.31	11	11	3	1	0	78.0	71	29	20	2	4	14-1	51	4	0	
	Birmingham	3-4	.429	4.44	21	9	0	0	1	73.0	77	38	36	9	2	27-3	41	5	2	
1987	Birmingham	8-11	.421	4.27	30	23	3	0	0	158.0	173	100	75	18	8	63-4	139	9	0	
1988	Vancouver	5-2	.714	2.23	44	0	0	0	10	72.2	61	21	18	2	3	20-2	41	2	1	
	WHITE SOX	0-2	.000	3.45	17	0	0	0	0	28.2	39	11	11	1	0	8-1	16	1	0	
1989	South Bend	0-0	.000	0.00	2	0	0	0	0	3.1	1	0	0	0	0	0-0	4	0	0	
	WHITE SOX	4-5	.444	3.31	53	0	0	0	6	87.0	90	35	32	9	8	19-3	58	4	1	
1990	WHITE SOX	3-5	.273	3.32	58	0	0	0	2	76.0	63	33	28	7	4	24-8	39	2	0	
1991	WHITE SOX	7-2	.778	2.41	51	0	0	0	0	71.0	59	22	19	7	3	20-3	40	2	0	
1992	WHITE SOX	5-2	.714	4.93	39	0	0	0	1	73.0	79	43	40	9	2	27-8	27	1	2	
1993	WHITE SOX	2-3	.400	3.22	39	0	0	0	1	58.2	62	25	21	5	2	11-3	29	3	1	
	PHILADELPHIA	1-0	1.000	2.55	8	0	0	0	0	17.2	15	7	5	1	0	3-0	11	0	1	
1994	NEW YORK (AL)	1-2	.333	3.60	26	0	0	0	0	35.0	43	18	14	3	1	9-0	21	2	0	
	CHICAGO (NL)	0-0	.000	4.50	2	0	0	0	0	4.0	8	2	2	1	0	1-0	2	0	0	
MINOR TOTALS		28-27	.509	3.11	121	56	10	3	11	471.0	451	222	163	33	19	134-10	339	23	6	
A.L. TOTALS		22-21	.512	3.46	281	0	0	0	10	429.1	435	187	165	41	20	118-26	230	15	3	
N.L. TOTALS		1-0	1.000	2.91	10	0	0	0	0	21.2	23	9	7	2	0	4-0	13	0	1	
M.L. TOTALS		23-21	.523	3.43	291	0	0	0	10	451.0	458	196	172	43	20	122-26	243	15	4	

*Led League @ Tied for League Lead

- Selected by the White Sox in 23rd round of free agent draft (6/3/85).
- On White Sox disabled list with sore right elbow (5/19-6/2/89); included rehabilitation at Class A South Bend (5/30-6/2/89).
- Traded by the White Sox to Philadelphia for a player to be named later (8/31/93); White Sox acquire Doug Lindsey (9/6/93).
- Signed by New York-AL as a free agent (1/18/94).
- Released by New York-AL (7/29/94).
- Signed by Chicago-NL as a free agent (8/6/94).
- Signed by the White Sox as a free agent (3/26/95).

PALL'S STATISTICAL BREAKDOWN

CLUB	1994						CAREER					
	ERA	W-L	SV	IP	ER	SO	ERA	W-L	SV	IP	ER	SO
Baltimore	9.00	0-0	0	1.0	1	1	1.84	3-1	0	29.1	6	19
Boston	0.00	0-0	0	2.0	0	2	4.72	3-1	2	34.1	18	19
California	1.69	0-1	0	5.1	1	4	2.29	3-3	2	35.1	9	22
Cleveland	0.00	0-0	0	0.2	0	0	2.03	1-0	1	31.0	7	14
Detroit	6.75	0-1	0	1.1	1	0	4.46	1-2	1	42.1	21	23
Kansas City	18.00	0-0	0	1.0	2	1	2.63	0-2	1	27.1	8	11
Milwaukee	3.86	1-0	0	4.2	2	2	3.28	1-1	1	35.2	13	16
Minnesota	10.13	0-0	0	2.2	3	2	4.34	0-1	1	29.0	14	11
New York	—	—	—	—	—	—	2.83	3-2	0	28.2	9	18
Oakland	5.40	0-0	0	3.1	2	3	5.65	1-2	0	35.0	22	16
Seattle	2.45	0-0	0	7.1	2	4	2.48	2-2	1	36.1	10	21
Texas	0.00	0-0	0	1.2	0	1	3.13	3-2	0	37.1	13	26
Toronto	0.00	0-0	0	2.0	0	1	5.26	1-2	0	25.2	15	14
1994 Totals/Lifetime	3.60	*1-2	*0	*35.0	*14	*21	*3.46	*22-21	*10	*429.1	*165	*230
Home	2.95	0-0	0	21.1	7	13	3.82	12-7	6	226.0	96	134
Road	4.58	1-2	0	17.2	9	10	3.04	11-14	4	225.0	76	109
Day	6.19	1-1	0	16.0	11	9	3.51	7-7	3	138.1	54	59
Night	1.96	0-1	0	23.0	5	14	3.40	16-14	7	312.2	118	184
Grass	3.00	1-2	0	33.0	11	19	3.50	21-16	9	370.0	144	204
Turf	7.50	0-0	0	6.0	5	4	3.11	2-5	1	81.0	28	39
1st Half	3.71	1-2	0	34.0	14	21	3.07	11-10	6	237.2	81	128
2nd Half	3.60	0-0	0	5.0	2	2	3.84	12-11	4	213.1	91	115
April	1.93	0-1	0	14.0	3	7	2.12	2-2	2	73.1	17	45
May	9.45	1-1	0	6.2	7	3	3.84	5-5	0	70.2	30	41
June	1.85	0-0	0	9.2	2	7	3.00	3-3	2	66.2	23	30
July	3.86	0-0	0	4.2	2	4	3.87	6-3	4	76.2	33	36
August	4.50	0-0	0	4.0	2	2	3.71	4-7	1	89.2	38	50
Sept-Oct	—	—	—	—	—	—	3.84	3-1	1	74.0	31	41
As a Starter	—	—	—	—	—	—	—	—	—	—	—	—
In Relief	3.69	1-2	0	39.0	16	23	3.43	23-21	10	451.0	172	243

*Includes totals vs. White Sox.

PALL'S CAREER BY PARK

CLUB	1994						CAREER					
	ERA	W-L	SV	IP	ER	SO	ERA	W-L	SV	IP	ER	SO
Baltimore	0.00	0-0	0	0.1	0	1	0.00	1-0	0	7.2	0	6
Boston	0.00	0-0	0	1.2	0	2	4.64	2-1	1	21.1	11	10
California	3.86	0-1	0	2.1	1	1	2.41	1-3	2	18.2	5	8
Chicago	0.00	0-0	0	2.0	0	0	4.18	10-2	2	103.1	48	51
Cleveland	0.00	0-0	0	0.2	0	0	0.00	0-0	0	0.2	0	0
Detroit	6.77	0-1	0	1.1	1	0	2.45	1-2	0	18.1	5	9
Kansas City	54.55	0-0	0	0.1	2	0	2.63	0-2	0	13.2	4	5
Milwaukee	0.00	1-0	0	2.0	0	0	1.98	1-0	0	11.1	3	6
Minnesota	27.00	0-0	0	1.0	3	2	3.95	0-0	0	13.2	6	7
New York	2.60	0-0	0	17.1	5	11	2.62	2-0	0	34.1	10	20
Oakland	13.53	0-0	0	1.1	2	2	4.02	1-0	0	15.2	7	7
Seattle	0.00	0-0	0	2.2	0	1	2.14	1-1	1	21.0	5	9
Texas	—	—	—	—	—	—	—	—	—	—	—	—
Toronto	0.00	0-0	0	2.0	0	1	5.68	0-2	0	12.2	8	5

Pall's Career Bests

Game

SO — 5 (8/3/91 vs. Bal., 3.0 IP)
 LOW BB — 0 (5/15/93 at Tex., 5.0 IP)
 Low Hits — 2 (6/14/92 at Min., 5.1 IP)
 IP — 5.1 (6/14/92 at Min.)
 Win Streak — 5 (5/17-8/6/91)

Season

Wins — 7 (1991)
 ERA — 2.41 (1991)
 IP — 87.0 (1989)
 SO — 58 (1989)

DAVE RIGHETTI

45



PLAYERS

Given Name: David Allen Righetti

Position: Pitcher

Bats: Left

Throws: Left

Height: 6-4

Weight: 220

Opening Day Age: 36

Born: November 28, 1958, San Jose, Calif.

Resides: Los Altos, Calif.

First Pro Contract: Texas Rangers, selected in the first round (ninth overall), January 1978 free agent draft.

Sox Acquisition: Signed as a minor-league free agent, April 4, 1995.

Major League Service: 13 years, 60 days.

Contract Status: Signed through 1995.

1994: Began the season with Oakland after being signed as a free agent in the offseason ... made seven appearances before being released on 4/27 ... signed with Toronto's Class AA affiliate in Knoxville on 5/15 ... went 1-1 with a 2.21 ERA (5 ER/20.1 IP) in seven games (three starts) with the Smokies ... was promoted by the Blue Jays on 6/18 ... ERA before the All-Star Break was 13.83 but dropped to 2.70 after ... was perfect in four August games, allowing one hit and no runs in 4.0 IP ... lone decision was a loss on 6/24 vs. Baltimore after starting the ninth inning of a 1-1 game ... was 0-1 in save situations and stranded two of five inherited runners.

Major League Highlights: His 252 career saves are second all-time among baseball's left-handers behind John Franco (266) ... he ranks ninth on the all-time saves list ... was baseball's all-time left-handed save leader until Franco passed him in 1994 ... established a major-league record (since broken) with 46 saves in 1986 ... on 7/4/83 vs. Boston, threw first no-hitter by a Yankees pitcher since Don Larsen's perfect game in the 1956 World Series ... last major-league win came on 4/20/93 at the New York Mets. **1993:** Recorded lone save for San Francisco on 7/25 vs. Philadelphia ... it was his first save since 5/22/92 ... allowed only four runs in 12.2 IP over 16 appearances from 6/19-7/25 to lower ERA from 3.97 to 3.57 ... collected a single in his only at-bat of the season on 6/24 vs. Colorado and picked up the first RBI of his career. **1992:** Struck out Felix Jose on 4/29 for career strikeout No. 1,000 ... earned career save No. 250 on 5/19 vs. Pittsburgh ... moved into San Francisco's starting rotation in June and his start on 6/9 vs. Cincinnati snapped a string of 522 consecutive relief appearances between starts (since 9/16/83) ... made four starts before returning to the bullpen ... finished the year with three saves, breaking his streak of eight straight 20-save seasons ... pinch hit at Cincinnati on 8/8 and singled off Steve Foster for his first major-league hit ... was thrown out at second trying to stretch it into a double. **1991:** Ranked fifth in the league with 24 saves for the Giants in his first season in the National League ... 24 saves were the best total in team history (since broken) and his eighth consecutive year with over 20 saves ... was fourth in save percentage, converting 24 of 29 opportunities (82.8 percent) ... led the NL by stranding 27 of 32 inherited runners (84.4 percent) ... earned first NL save on 4/16 vs. Los Angeles ... recorded an NL-best nine saves in June ... 61 appearances were the most since 1986 ... went over the 1,200.0 IP mark on 9/8 at Wrigley Field ... lost career-high seven straight games (5/12-9/29). **1990:** Recorded 36 saves in 39 chances (92.3 percent) in his final season with the New York Yankees to finish fifth in saves among American League relievers ... earned career save No. 200 on 6/12 vs. Boston ... appeared in 499th game on 7/19 at Minnesota to break Whitey Ford's Yankee mark for games pitched ... posted 900th strikeout on 6/8 at Baltimore ... earned 20 or more saves for the seventh straight year ... picked up career save No. 223 on 9/26 vs. Baltimore to pass Sparky Lyle as baseball's all-time left-handed save leader. **1989:** Converted 25 of 34 save opportunities (73.5 percent) for the second straight year ... posted his sixth consecutive season with 20 or more saves. **1988:** His fifth consecutive season over the 20-save level (25 of 34 opportunities) ... recorded his 151st career save at Kansas City on 7/24 to become the Yankees' all-time leader passing Goose Gossage. **1987:** Saved 31 of 44 opportunities to tie Minnesota's Jeff Reardon for the second-best save total in the AL ... 60 appearances ranked ninth in the league ... selected to his second straight AL All-Star Team and won his second consecutive AL Rolaids Relief Man Award ... tied Reardon for *The Sporting News* Fireman of the Year honors ... was granted free agency following the

season but re-signed with New York. **1986:** Set major-league record for saves with 46 (since broken) ... total is still tied for sixth all-time with Bryan Harvey (1991) and Lee Smith (1993) ... saved both ends of doubleheader on 10/4 at Boston to set mark ... 39th save broke John Hiller's record for saves by a left-hander, set with Detroit in 1973 ... finished fourth in AL Cy Young Award balloting and 10th in Most Valuable Player voting ... was named to his first All-Star Team, the *Associated Press* postseason All-Star Team, earned the AL Rolaids Relief Man title and *The Sporting News* Fireman of the Year Award. **1985:** Set new Yankees record with a career-high 74 appearances ... won 12 games and saved 29 ... earned AL August Player of the Month honors when he went 4-0 with five saves and a 1.17 ERA in 16 games. **1984:** Became New York's closer and had 31 saves in 40 chances (77.5 percent) ... struck out Brian Downing on 9/1 for career No. 500. **1983:** Was his first full major-league season ... tossed first shutout on 6/29 vs. Baltimore and in his next start on 7/4 vs. Boston at Yankee Stadium, threw the first Yankee no-hitter since Don Larsen's perfect game in the 1956 World Series. **1982:** Ranked third in the AL with 163 strikeouts but led the league with 108 walks and spent time at Class AAA Columbus. **1981:** Was brought to New York after making seven starts to open the season at Columbus ... was named AL Rookie of the Year by both the BBWAA and *The Sporting News* ... went 8-4 with the second-best ERA in the league at 2.06 ... started and won Game 2 of the Division Series vs. Milwaukee ... picked up the win in relief in Game 5 as the Yankees captured the series ... won the clinching Game 3 of the American League Championship Series vs. Oakland ... had a no decision in lone World Series start (Game 3) vs. Los Angeles. **1979:** Made major-league debut vs. Detroit on 9/16 on Catfish Hunter Day at Yankee Stadium.

Minor League Highlights: **1980:** Struck out 139 in 142.0 IP and went 6-10 at Class AAA Columbus. **1979:** Was his first season in the Yankees organization ... pitched at Class AA West Haven and Columbus. **1978:** Spent the season at Class AA Tulsa ... struck out 21 Midland batters on 7/16, including the side four times and seven straight at one point ... was traded to the Yankees in November as part of a 10-player deal. **1977:** Spent the season at Class A Asheville and was 11-3 with 101 strikeouts in 109.0 IP ... was selected by Texas in the first round (ninth overall) of the January free agent draft.

Miscellaneous/Personal: Married Kandice ... has three children (triplets): Nicolette, Natalee and Wesley (7/19/91) ... graduated from Pioneer High School in San Jose, Calif. in 1976 where he played basketball and was an All-League baseball selection ... played American Legion baseball in the San Jose area ... one opponent was former major-leaguer Carney Lansford ... grew up an Athletics and Giants fan and lists Hall-of-Famer Willie McCovey as his favorite player ... was named California's Junior College Player of the Year at San Jose City College in 1977 ... a teammate at San Jose City College was former Toronto and White Sox pitcher Dave Stieb ... brother Steve played in the Texas organization from 1977-79 ... father, Leo, is a former Yankee minor league shortstop (1944-49, 51-57) ... an avid golfer, has played in the AT&T Pebble Beach Pro-Am and sponsored two tournaments on the semipro golf tour ... has worked with the Leukemia Society.

YEAR CLUB	W-L	PCT	ERA	G	GS	CG	SHO	SV	IP	H	R	ER	HR	HB	BB-I	SO	WP	BK
1977 Asheville	11-3	.786	3.14	17	16	3	0	0	109.0	98	47	38	12	5	53-2	101	8	1
1978 Tulsa	5-5	.500	3.16	13	13	6	0	0	91.0	66	40	32	3	3	49-1	127	3	1
1979 West Haven	4-3	.571	1.96	11	11	3	0	0	69.0	45	23	15	3	1	45-0	78	5	0
Columbus	3-2	.600	2.93	8	6	3	2	0	40.0	22	13	13	1	1	19-0	44	1	0
NEW YORK (AL)	0-1	.000	3.71	3	3	0	0	0	17.0	10	7	7	2	0	10-0	13	0	0
1980 Columbus	6-10	.375	4.63	24	23	4	1	0	142.0	124	79	73	9	8	101-0	139	6	2
1981 Columbus	5-0	1.000	1.00	7	7	2	2	0	45.0	30	8	5	1	1	26-2	50	1	0
NEW YORK (AL)	8-4	.667	2.06	15	15	2	0	0	105.0	75	25	24	1	0	38-0	89	1	1
1982 Columbus	1-0	1.000	2.81	4	4	1	0	0	25.2	22	11	8	0	0	12-0	33	1	0
NEW YORK (AL)	11-10	.524	3.79	33	27	4	0	1	183.0	155	88	77	11	6	108-4	163	9	5
1983 NEW YORK (AL)	14-8	.636	3.44	31	31	7	2	0	217.0	194	96	83	12	2	67-2	169	10	1
1984 NEW YORK (AL)	5-6	.455	2.34	64	0	0	0	31	96.1	79	29	25	5	0	37-7	90	0	2
1985 NEW YORK (AL)	12-7	.632	2.78	74	0	0	0	29	107.0	96	36	33	5	0	45-3	92	7	0
1986 NEW YORK (AL)	8-8	.500	2.45	74	0	0	0	46	106.2	88	31	29	4	2	35-7	83	1	0
1987 NEW YORK (AL)	8-6	.571	3.51	60	0	0	0	31	95.0	95	45	37	9	2	44-4	77	1	3
1988 NEW YORK (AL)	5-4	.556	3.52	60	0	0	0	25	87.0	86	35	34	5	1	37-2	70	2	4
1989 NEW YORK (AL)	2-6	.250	3.00	55	0	0	0	25	69.0	73	32	23	3	1	26-6	51	0	0
1990 NEW YORK (AL)	1-1	.500	3.57	53	0	0	0	36	53.0	48	24	21	6	2	26-2	43	2	0
1991 SAN FRANCISCO	2-7	.222	3.29	81	0	0	0	24	71.2	64	29	27	4	3	28-6	51	1	1
1992 SAN FRANCISCO	2-7	.222	5.06	54	4	0	0	3	78.1	79	47	44	4	0	36-5	47	5	2
1993 SAN FRANCISCO	1-1	.500	5.70	51	0	0	0	1	47.1	58	31	30	11	1	17-0	31	1	0
1994 OAKLAND	0-0	.000	16.71	7	0	0	0	0	7.0	13	13	3	1	0	9-0	4	0	0
Knoxville	1-1	.500	2.21	7	4	0	0	0	20.1	20	12	5	0	0	4-0	18	0	0
TORONTO	0-1	.000	6.75	13	0	0	0	0	13.1	9	10	10	2	0	10-0	10	0	0
MINOR TOTALS	36-24	.600	3.14	91	84	22	5	0	542.0	427	233	189	29	19	309-5	590	25	4
A.L. TOTALS	74-62	.544	3.24	542	76	13	2	224	1156.1	1021	471	416	70	17	492-37	954	33	16
N.L. TOTALS	5-15	.250	4.61	166	4	0	0	28	197.1	201	107	101	19	4	81-11	129	7	3
M.L. TOTALS	79-77	.506	3.44	708	80	13	2	252	1353.2	1222	578	517	89	21	573-48	1083	40	19

*Led League

- Selected by Texas in the first round (ninth overall) of free agent draft (1/83).
- Traded by Texas with Mike Griffin, Paul Mirabella, Juan Beniquez and Greg Jamison to New York-AL for Sparky Lyle, Larry McCall, Dave Rajsich, Mike Heath, Domingo Ramos and cash (11/10/84).
- On Class AA West Haven disabled list (5/21-6/28/79).
- On Class AAA Columbus disabled list (6/28-7/29/79).
- On Class AAA Columbus disabled list (8/2-23/79).
- On New York-AL disabled list (6/17-7/2/84).
- Granted free agency (11/9/87).
- Re-signed with New York-AL (12/23/90).
- Granted free agency (11/5/90).
- Signed by San Francisco as a free agent (12/4/90).
- Released by San Francisco (11/9/93).
- Signed by Oakland as a free agent (12/23/93).
- Released by Oakland (4/27/94).
- Signed by Class AA Knoxville as a free agent (5/15/94).
- Signed by the White Sox as a minor-league free agent (4/4/95).

DIVISION SERIES RECORD

YEAR	CLUB	W-L	PCT	ERA	G	GS	CG	SHO	SV	IP	H	R	ER	HR	HB	BB-I	SO	WP	BK
1991	N.Y.-AL vs. Mil.	2-0	1.000	1.00	2	1	0	0	0	9.0	8	1	1	0	0	3-0	10	0	0

LEAGUE CHAMPIONSHIP SERIES RECORD

YEAR	CLUB	W-L	PCT	ERA	G	GS	CG	SHO	SV	IP	H	R	ER	HR	HB	BB-I	SO	WP	BK
1991	N.Y.-AL vs. Oak.	1-0	1.000	0.00	1	1	0	0	0	6.0	4	0	0	0	0	2-0	4	0	0

WORLD SERIES RECORD

YEAR	CLUB	W-L	PCT	ERA	G	GS	CG	SHO	SV	IP	H	R	ER	HR	HB	BB-I	SO	WP	BK
1991	N.Y.-AL vs. L.A.	0-0	.000	13.50	1	1	0	0	0	2.0	5	3	3	1	1	2-0	1	0	0

ALL-STAR GAME RECORD

YEAR	CLUB	W-L	PCT	ERA	G	GS	CG	SHO	SV	IP	H	R	ER	HR	HB	BB-I	SO	WP	BK
1986	A.L., Houston	0-0	.000	0.00	1	0	0	0	0	0.2	2	0	0	0	0	0-0	0	0	0
1987	A.L., Oakland	0-0	.000	0.00	1	0	0	0	0	0.1	1	0	0	0	0	0-0	0	0	0
TOTALS		0-0	.000	0.00	2	0	0	0	0	1.0	3	0	0	0	0	0-0	0	0	0

RIGHETTI'S STATISTICAL BREAKDOWN

CLUB	1994						CAREER					
	ERA	W-L	SV	IP	ER	SO	ERA	W-L	SV	IP	ER	SO
Baltimore	37.80	0-1	0	1.2	7	2	2.80	5-5	27	106.0	33	—
Boston	6.23	0-0	0	4.1	3	4	2.86	7-5	17	100.2	32	—
California	—	—	—	—	—	—	2.58	7-5	18	90.2	26	—
Cleveland	0.00	0-0	0	3.0	0	3	3.17	5-6	18	88.0	31	—
Detroit	9.0	0-0	0	1.0	1	1	4.25	6-7	15	106.0	50	—
Kansas City	18.00	0-0	0	1.0	2	0	5.40	6-5	19	95.0	57	—
Milwaukee	12.27	0-0	0	3.2	5	0	5.09	7-11	14	106.0	60	—
Minnesota	4.50	0-0	0	2.0	1	1	2.35	4-4	15	92.0	24	—
New York	7.71	0-0	0	2.1	2	3	7.71	0-0	0	2.1	2	—
Oakland	—	—	—	—	—	—	4.06	5-5	8	62.0	28	—
Seattle	—	—	—	—	—	—	1.72	3-0	26	52.1	10	—
Texas	—	—	—	—	—	—	3.49	7-3	13	87.2	34	—
Toronto	13.50	0-0	0	1.1	2	0	4.07	7-5	19	84.0	38	—
1994 Totals/Lifetime*	10.18	0-1	2	20.1	23	14	3.24	74-62	226	1156.1	416	954
Home	1.00	0-1	0	9.0	7	7	3.02	48-41	130	679.0	228	—
Road	12.71	0-0	0	11.1	16	7	3.89	31-36	124	674.2	291	—
Day	12.28	0-0	0	7.1	10	6	3.38	29-23	72	400.0	150	—
Night	9.00	0-1	0	13.0	13	8	3.38	50-54	182	953.2	358	—
Grass	13.50	0-0	0	10.2	16	7	—	—	—	—	—	—
Turf	6.51	0-1	0	9.2	7	7	—	—	—	—	—	—
1st Half	13.83	0-1	0	13.2	21	8	3.64	48-36	121	680.2	275	—
2nd Half	2.70	0-0	0	6.2	2	6	3.29	31-41	133	673.0	246	—
April	16.71	0-0	0	7.0	13	4	4.30	14-9	33	169.2	81	—
May	—	—	—	—	—	—	3.01	14-10	38	221.1	74	—
June	9.53	0-1	0	5.2	6	4	4.32	16-15	40	239.2	115	—
July	9.82	0-0	0	3.2	4	2	2.75	7-7	42	186.1	57	—
August	0.00	0-0	0	4.0	0	4	2.65	15-14	45	265.2	79	—
Sept-Oct	—	—	—	—	—	—	3.73	13-22	56	268.0	111	—
As a Starter	—	—	—	—	—	—	3.52	33-25	0	527.1	206	426
In Relief	10.18	0-1	0	20.1	23	14	3.41	46-52	252	813.0	308	657

*Includes totals vs. White Sox

Righetti's Career Bests

Game	Season
SO — 11 (9/11/81 vs. Bos.)	Wins — 14 (1983)
Low Hits, Starter — 0 (7/4/83 vs. Bos.)	ERA — 2.06 (1981)
IP, Starter — 10.1 (7/9/83 at K.C.)	IP — 217.0 (1983)
CG — 13 (last 9/1/83 at Oak.)	SO — 169 (1983)
SHO — 2 (last 7/4/83 vs. Bos.)	Win Streak — 5 (twice, last 8/18-9/9/85)

JERRY WOLAK

57



Given Name: Jerome Stephen Wolak
Position: Outfielder
Bats: Right **Throws:** Right
Height: 5-10 **Weight:** 180
Opening Day Age: 24
Born: July 27, 1970, Hollywood, Fla.
Resides: West Covina, Calif.
First Pro Contract: White Sox.
Sox Acquisition: Selected in ninth round, June 1988 free agent draft.
Major League Service: None.
Contract Status: Signed through 1995.

1994: Was one of eight players at Class AAA Nashville to appear in 100 or more games (111) ... collected 31 extra-base hits and was fifth on the team with 101 hits ... his 21 doubles also ranked fifth on the club ... batted .286 (26-91) in July ... homered and drove in season-high four runs on 8/9 vs. Buffalo ... collected 29 multihit games with a season-high three hits six times.

Minor League Highlights: Is a lifetime .287 (707-2,465) batter in seven minor-league seasons ... has 99 career stolen bases ... has averaged 100 games played over the past five seasons with a high of 137 at Class AA Birmingham in 1993. **1993:** Was honored with the Charles Lubin Most Valuable Player Award at Birmingham ... ranked fifth in the organization in batting at .305 (160-525) ... set personal bests in at-bats (525), runs (78), hits (160), doubles (35), home runs (nine) and RBI (64) ... posted a 19-game hitting streak (7/30-8/21) ... led the Southern League in doubles (35) ... ranked fourth in the league in batting ... was named to the SL All-Star Team ... stole home and homered on 7/29 vs. Greenville ... had four-hit, four-run game in Game 2 of the SL playoffs ... played for Mesa in the Arizona Fall League ... reached double figures in stolen bases for the sixth consecutive season. **1992:** Split season between Class A Sarasota and Birmingham ... placed second among outfielders in the organization with a .291 (146-501) batting average. **1991:** Set career high and ranked second at Class A Sarasota with 22 stolen bases. **1990:** Appeared in 121 games at Class A South Bend. **1989:** Scored 28 runs and drove in 24 in 57 games at Class A Utica. **1988:** Spent first professional season at Rookie Sarasota, hitting .319 (46-144) in 41 games.

Miscellaneous/Personal: Single ... was signed by Ron Vaughn ... earned All-State honors in both baseball and football at South Hills High School in West Covina, Calif. ... holds five offensive records in baseball and rushed for over 2,500 yards in two seasons as a halfback.

YEAR	CLUB	AVG	G	AB	R	H	TB	2B	3B	HR	RBI	SH	SF	HB	BB	SO	SB	CS	E
1988	Sarasota (GCL)	.319	41	144	18	46	52	6	0	0	10	1	1	0	7	17	10	6	2
1989	Utica	.274	57	223	28	61	84	13	5	0	24	1	0	4	12	35	12	4	6
1990	South Bend	.278	121	352	48	98	118	17	0	1	28	4	2	6	37	68	11	15	4
1991	Sarasota (FSL)	.291	110	326	36	95	123	17	1	3	22	13	0	3	14	62	22	8	15
1992	Sarasota (FSL)	.289	90	332	47	96	144	23	5	5	39	9	2	5	14	54	17	14	5
	Birmingham	.296	46	169	18	50	65	13	1	0	13	1	0	2	8	25	5	2	2
1993	Birmingham	.305	137	525	78	160	230	35	4	9	64	2	4	8	26	95	16	12	9
1994	Nashville	.256	111	394	42	101	150	21	2	8	35	7	2	4	15	75	6	4	6
MINOR TOTALS		.287	713	2465	315	707	966	145	18	26	235	38	11	32	133	431	99	65	49

* Led League

—Selected by the White Sox in the ninth round of free agent draft (6/88)

ACQUISITION HISTORY

Amateur Free Agent Draft: (19)

Player	Draft	Round
James Baldwin	June 1990	Fourth
Jason Bere	June 1990	36th
Mike Bertotti	June 1991	31st
Rod Bolton	June 1990	13th
Glenn DiSarcina	June 1991	14th
Ray Durham	June 1990	Fifth
Robert Ellis	June 1990	Third
Alex Fernandez	June 1990	First (fourth overall)
Jimmy Hurst	June 1990	12th
Ron Karkovice	June 1982	First (14th overall)
Scott Radinsky	June 1986	Third
Scott Ruffcorn	June 1991	First (25th overall)
Steve Schrenk	June 1987	Fourth
Chris Snopek	June 1992	Sixth
Frank Thomas	June 1989	First (seventh overall)
Larry Thomas	June 1991	Second
Chris Tremie	June 1992	39th
Robin Ventura	June 1988	First (10th overall)
Brandon Wilson	June 1990	18th

Acquired by Trade: (9)

Player	From	Date	Along With	In Exchange For
Wilson Alvarez	Texas	7/29/89	Sammy Sosa Scott Fletcher	Harold Baines Fred Manrique
Jose DeLeon	Philadelphia	8/10/93	Cash Considerations	Bobby Thigpen
Ozzie Guillen	San Diego	12/6/84	Tim Lollar Bill Long Luis Salazar	LaMarr Hoyl Todd Simmons Kevin Kristan
Joe Hall	St. Louis	4/3/91		Willie Magallanes
Roberto Hernandez	California	8/3/89		Mark Davis
Lance Johnson	St. Louis	2/9/88	Rick Horton	Jose DeLeon
Isidro Marquez	Los Angeles	12/28/93		Ron Coomer
Warren Newson	San Diego	3/31/91	Joey Cora Kevin Garner	Adam Peterson Steve Rosenberg
Tim Raines	Montreal	12/24/90	Jeff Carter Mario Brito	Ivan Calderon Barry Jones

Claimed off Waivers: (1)

Player	From	Date
Tim Fortugno	Cincinnati	1/4/95

Signed as a Non-drafted Free Agent: (3)

Player	Date
Craig Grebeck	8/13/86
Norberto Martin	3/27/84
Olmedo Saenz	5/11/90

Signed as a Free Agent: (5)

Player	Date
Jim Abbott	4/8/95
Mike Devereaux	4/8/95
Dave Martinez	4/4/95
Kirk McCaskill	12/28/91
Chris Sabo	4/10/95

Signed as a Minor-League Free Agent: (3)

Player	Date
Atlee Hammaker	4/14/94
Dane Johnson	1/26/94
Mike LaValliere	4/23/93

Major League Rule 5 Draft: (1)

Player	From	Date
Matt Karchner	Cincinnati	12/12/93

CHICAGO WHITE SOX ROSTER

MANAGER: Gene Lamont (33) **COACHES:** Terry Bevington (18), Jackie Brown (41), Walt Hrinak (6), Doug Mansolino (27), Joe Nosske (21), Rick Peterson (55), Roly de Armas (56), Bullpen Catcher
TRAINER: Herm Schneider **ASSISTANT TRAINER:** Mark Anderson **DIRECTOR OF CONDITIONING:** Steve Odgers **CLUBHOUSE MANAGER:** Willie Thompson **TRAVELING SECRETARY:** Glen Rosenbaum

NO. PITCHERS (20)		B	T	HT	WT	BORN	BIRTHPLACE	RESIDENCE	'94 CLUB	W-L	ERA	G	GS	CG	SV	IP	H	R	ER	BB	SO	ML.SV.
25	Abbott, Jim	L	L	6-3	210	9/19/67	Flint, Mich.	Newport Beach, Calif.	NEW YORK-AL	9-8	4.55	24	24	2	0	160.1	167	88	81	64	90	5,131
40	Alvarez, Wilson	L	L	6-1	235	3/24/70	Maracaibo, Ven.	Maracaibo, Ven.	CHICAGO	12-8	3.45	24	24	2	0	161.2	147	72	62	62	108	3,020
37	Baldwin, James	R	R	6-3	210	7/15/71	Southern Pines, N.C.	Southern Pines, N.C.	Nashville	12-6	3.72	26	26	2	0	162.0	144	75	67	83	156	0,000
46	Bere, Jason	R	R	6-3	185	5/26/71	Cambridge, Mass.	Wilmington, Mass.	CHICAGO	12-2	3.81	24	24	0	0	141.2	119	65	60	80	127	1,091
52	Bertotti, Mike	L	L	6-1	185	1/18/70	Jersey City, N.J.	Highland Mills, N.Y.	Prince William	7-6	3.53	16	15	2	0	104.2	90	48	41	43	103	0,000
									Birmingham	4-3	2.90	10	10	1	0	68.1	55	25	22	21	44	
48	DeLeon, Jose	R	R	6-3	226	12/20/60	Rancho Viejo, LaVega, D.R.	Boca Raton, Fla.	CHICAGO	3-2	3.36	42	0	0	2	67.0	48	28	25	31	67	10,120
42	Bolton, Rod	R	R	6-2	190	9/23/68	Chattanooga, Tenn.	Chattanooga, Tenn.	Nashville	7-5	2.56	17	17	1	0	116.0	108	43	33	35	63	0,078
44	Ellis, Robert	R	R	6-5	220	12/15/70	Baton Rouge, La.	Baton Rouge, La.	Nashville	4-10	6.09	19	19	1	0	105.0	126	77	71	55	76	0,000
32	Fernandez, Alex	R	R	6-1	215	8/13/69	Miami Beach, Fla.	Miami Lakes, Fla.	CHICAGO	11-7	3.86	24	24	4	0	170.1	163	83	73	50	122	4,009
51	Fortugno, Tim	L	L	6-0	185	4/11/62	Clinton, Mass.	Huntington Beach, Calif.	Chattanooga	0-1	2.70	22	0	0	8	26.2	19	15	8	16	36	0,170
									CINCINNATI	1-0	4.20	25	0	0	0	30.0	32	14	14	14	29	
34	Hammaker, Atlee	S	L	6-2	204	1/24/58	Carmel, Calif.	Knoxville, Tenn.	Birmingham	1-0	2.00	13	0	0	0	18.0	13	11	4	10	17	10,068
									Nashville	2-1	2.79	21	0	0	3	29.0	24	9	9	11	29	
									CHICAGO	0-0	0.00	2	0	0	0	1.1	1	0	0	0	1	
39	Hernandez, Roberto	R	R	6-4	235	11/11/64	Santurce, P.R.	Cobo Rojo, P.R.	CHICAGO	4-4	4.91	45	0	0	14	47.2	44	29	26	19	50	2,151
38	Johnson, Dane	R	R	6-5	205	2/10/63	Coral Gables, Fla.	Miami, Fla.	Nashville	1-5	2.25	39	0	0	24	44.0	40	13	11	18	40	0,046
									CHICAGO	2-1	6.57	15	0	0	0	12.1	16	9	9	11	7	
60	Karchner, Matt	R	R	6-4	210	6/28/67	Berwick, Pa.	Woodbridge, Va.	Birmingham	5-2	1.26	39	0	0	6	43.0	36	10	6	14	29	0,000
									Nashville	4-2	1.37	17	0	0	2	26.1	18	5	4	7	19	
47	Marquez, Isidro	R	R	6-3	190	5/15/65	Navojoa, Mexico	Navojoa, Mexico	Nashville	3-3	2.83	39	0	0	11	63.2	48	32	20	27	63	0,000
15	McCaskill, Kirk	R	R	6-1	205	4/9/61	Kapuskasing, Ont.	Corona del Mar, Calif.	CHICAGO	1-4	3.42	40	0	0	3	52.2	51	22	20	22	37	9,118
31	Radinsky, Scott	L	L	6-3	204	3/3/68	Glendale, Calif.	Simi Valley, Calif.	CHICAGO													4,131
36	Ruffcorn, Scott	R	R	6-4	210	12/29/69	New Braunfels, Texas	Austin, Texas	Nashville	15-3	2.72	24	24	3	0	165.2	139	57	50	40	144	0,029
									CHICAGO	0-2	12.79	2	2	0	0	6.1	15	11	9	5	3	
43	Schrenk, Steve	R	R	6-3	185	11/20/68	Great Lakes, Ill.	Aurora, Ore.	Nashville	14-6	3.48	29	28	2	0	178.2	175	82	69	69	134	0,000
50	Thomas, Larry	R	L	6-1	195	10/25/69	Miami, Fla.	Mobile, Ala.	Birmingham	5-10	4.63	24	24	1	0	144.0	159	96	74	53	77	0,000

DID NOT PLAY

NO. CATCHERS (3)			B	T	HT	WT	BORN	BIRTHPLACE	RESIDENCE	'94 CLUB	AVG	G	AB	R	H	2B	3B	HR	RBI	BB	SO	SB	ML.SV.
20	Karkovice, Ron	R	R	6-1	219	8/8/63	Union, N.J.	Orlando, Fla.	CHICAGO	.213	77	207	33	44	9	1	11	29	36	68	0	7.034	
10	LaValliere, Mike	L	R	5-9	205	8/18/60	Charlotte, N.C.	Bradenton, Fla.	CHICAGO	.281	59	139	6	39	4	0	1	24	20	15	0	8.120	
53	Tremie, Chris	R	R	6-0	200	10/17/69	Houston, Texas	Houston, Texas	Birmingham	.225	92	302	32	68	13	0	2	29	17	44	4	0.000	
NO. INFELDERS (11)			B	T	HT	WT	BORN	BIRTHPLACE	RESIDENCE	'94 CLUB	AVG	G	AB	R	H	2B	3B	HR	RBI	BB	SO	SB	ML.SV.
28	DiSarcina, Glenn	L	R	6-1	180	4/29/70	Malden, Mass.	Billerica, Mass.	Birmingham	.257	118	452	50	116	26	2	7	56	25	74	10	0.000	
5	Durham, Ray	S	R	5-8	170	11/30/71	Charlotte, N.C.	Charlotte, N.C.	Nashville	.296	133	527	89	156	33	12	16	66	46	91	34	0.000	
12	Grebeck, Craig	R	R	5-7	148	12/29/64	Johnstown, Pa.	Cerritos, Calif.	CHICAGO	.309	35	97	17	30	5	0	0	5	12	5	0	4.131	
								Nashville	Nashville	.400	5	15	3	6	2	0	0	4	1	2	0	0	
13	Guillen, Ozzie	L	R	5-11	164	1/20/64	Ocumare del Tuy, Ven.	Caracas, Ven.	CHICAGO	.288	100	365	46	105	9	5	1	39	14	35	5	9.131	
7	Martin, Norberto	R	R	5-10	164	12/10/66	Santo Domingo, P.R.	San Pedro	Nashville	.256	43	172	26	44	8	0	2	12	10	14	4	0.100	
								de Macoris, D.R.	CHICAGO	.275	45	131	19	36	7	1	1	16	9	16	4	0	
17	Sabo, Chris	R	R	6-0	185	1/19/62	Detroit, Mich.	Sarasota, Fla.	BALTIMORE	.256	68	258	41	66	15	3	11	42	20	38	1	6.131	
61	Saenz, Olmedo	R	R	6-0	185	10/8/70	Herrera, Panama	Herrera, Panama	Nashville	.261	107	383	48	100	27	2	12	59	30	57	3	0.017	
									CHICAGO	.143	5	14	2	2	0	1	0	0	0	5	0	0	
27	Snopek, Chris	R	R	6-1	185	9/20/70	Cynthiana, Ky.	Cynthiana, Ky.	Birmingham	.263	106	365	58	96	25	3	6	54	58	49	9	0.000	
35	Thomas, Frank	R	R	6-5	257	5/27/68	Columbus, Ga.	Burr Ridge, Ill.	CHICAGO	.353	113	399	106	141	34	1	38	101	109	61	2	4.022	
23	Ventura, Robin	L	R	6-1	198	7/14/67	Santa Maria, Calif.	Santa Maria, Calif.	CHICAGO	.282	109	401	57	113	15	1	18	78	61	69	3	4.153	
21	Wilson, Brandon	R	R	6-1	170	2/26/69	Owensboro, Ky.	Owensboro, Ky.	Nashville	.224	114	370	42	83	16	3	5	26	30	67	13	0.000	

NO. OUTFELDERS (7)			B	T	HT	WT	BORN	BIRTHPLACE	RESIDENCE	'94 CLUB	AVG	G	AB	R	H	2B	3B	HR	RBI	BB	SO	SB	ML.SV.
8	Devereaux, Mike	R	R	6-0	195	4/10/63	Casper, Wyo.	Tampa, Fla.	BALTIMORE	.203	85	301	35	61	8	2	9	33	22	72	1	6.045	
26	Hall, Joe	R	R	6-0	180	3/6/66	Paducah, Ky.	Paducah, Ky.	CHICAGO	.393	17	28	6	11	3	0	1	5	2	4	0	0.110	
									South Bend	.241	16	54	7	13	4	0	1	9	7	11	0	0	
									Birmingham	.209	19	67	9	14	6	0	0	6	15	11	0	0	
									Nashville	.292	22	72	14	21	7	0	4	21	16	10	0	0	
29	Hurst, Jimmy	R	R	6-6	225	3/1/72	Druid City, Ala.	Tuscaloosa, Ala.	Prince William	.277	127	455	90	126	31	6	25	91	72	128	15	0.000	
1	Johnson, Lance	L	L	5-11	160	7/6/63	Cincinnati, Ohio	Mobile, Ala.	CHICAGO	.277	106	412	56	114	11	14	3	54	26	23	26	5.133	
14	Martinez, Dave	L	L	5-10	175	9/26/64	Brooklyn, N.Y.	Safety Harbor, Fla.	SAN FRANCISCO	.247	97	235	23	58	9	3	4	27	21	22	3	8.044	
24	Newson, Warren	L	L	5-7	202	7/3/64	Newnan, Ga.	Newnan, Ga.	CHICAGO	.255	63	102	16	26	5	0	2	7	14	23	1	2.127	
30	Raines, Tim	S	R	5-8	186	9/16/59	Sanford, Fla.	Heathrow, Fla.	CHICAGO	.266	101	384	80	102	15	5	10	52	61	43	13	14.034	

Non-Roster Invitees

NO.	PITCHERS (3)	B	T	HT	WT	BORN	BIRTHPLACE	RESIDENCE	'94 CLUB	W-L	ERA	G	GS	CG	SV	IP	H	R	ER	BB	SO	ML.SV.
49	Dibble, Rob	L	R	6-4	220	1/24/64	Bridgeport, Conn.	Southington, Conn.	Indianapolis	0-2	22.85	6	5	0	0	4.1	5	11	11	10	5	6.065
22	Pall, Donn	R	R	6-1	180	1/11/62	Chicago, Ill.	Bloomington, Ill.	NEW YORK (AL)	1-2	3.60	26	0	0	0	35.0	43	18	14	9	21	6.015
45	Righetti, Dave	L	L	6-4	220	11/28/58	San Jose, Calif.	Los Altos, Calif.	CHICAGO (NL)	0-0	4.50	2	0	0	0	4.0	8	2	2	1	2	
									OAKLAND	0-0	16.71	7	0	0	0	7.0	13	13	13	9	4	13.060
									Knoxville	1-1	2.21	7	4	0	0	20.1	20	12	5	4	18	
									TORONTO	0-1	6.75	13	0	0	0	13.1	9	10	10	10	10	


NO.	CATCHERS (2)	B	T	HT	WT	BORN	BIRTHPLACE	RESIDENCE	'94 CLUB	AVG	G	AB	R	H	2B	3B	HR	RBI	BB	SO	SB	ML.SV.
59	Hall, Andy	R	R	6-4	205	11/24/64	San Diego, Calif.	Bradenton, Fla.	Indianapolis	.309	114	431	63	133	25	1	14	66	28	59	0	0.000
54	Lyons, Barry	R	R	6-1	200	6/3/60	Biloxi, Miss.	Biloxi, Miss.														4.086
																						DID NOT PLAY

NO.	OUTFIELDERS (2)	B	T	HT	WT	BORN	BIRTHPLACE	RESIDENCE	'94 CLUB	AVG	G	AB	R	H	2B	3B	HR	RBI	BB	SO	SB	ML.SV.
58	Howitt, Dann	L	R	6-5	215	2/13/64	Battle Creek, Mich.	Long Beach, Calif.	Nashville	.255	66	231	30	59	15	1	8	36	19	48	4	1.090
57	Wolak, Jerry	R	R	5-10	180	7/27/70	Hollywood, Calif.	West Covina, Calif.	CHICAGO	.357	10	14	4	5	3	0	0	0	1	7	0	
									Nashville	.256	111	394	42	101	21	2	8	35	15	75	6	0.000

1995 White Sox Numerical Roster

1	Lance Johnson, OF	17	Chris Sabo, INF	44	Robert Ellis, RHP	54	Barry Lyons, C
5	Ray Durham, 2B	18	Terry Bevington, 3B Coach	45	Dave Righetti, LHP	55	Rick Peterson,
6	Walt Hiriak, Hitting Coordinator	20	Ron Karkovice, C	46	Jason Bere, RHP		Bullpen Coach
7	Noberto Martin, INF	21	Joe Nassek, Bench Coach	47	Isidro Marquez, RHP	56	Roly de Armas,
8	Mike Devereaux, OF	21	Brandon Wilson, INF	48	Jose DeLeon, RHP		Bullpen Catcher
10	Mike LaValliere, C	22	Donn Pall, RHP	49	Rob Dibble, RHP	57	Jerry Wolak, OF
12	Craig Grebeck, INF	23	Robin Ventura, 3B	50	Larry Thomas, LHP	58	Dann Howitt, OF
13	Ozzie Guillen, SS	24	Warren Newson, OF	51	Tim Fortugno, LHP	59	Andy Hall, C
14	Dave Martinez, OF	25	Jim Abbott, LHP	52	Mike Bertotti, LHP	60	Matt Karchner, RHP
15	Kirk McCaskill, RHP	26	Joe Hall, OF	53	Chris Tremie, C	61	Ormedo Saenz, 3B

OPPONENTS



OPPONENTS

California's Chad Curtis watches a home run land beyond Comiskey Park's center-field fence in 1994.

Baltimore Orioles



Oriole Park at Camden Yards
333 West Camden Street
Baltimore, MD 21201
410-685-9800

1995 Schedule

All times listed are local

At Chicago			At Baltimore		
Day	Date	Time	Day	Date	Time
Mon.	4/10	Canceled	Mon.	4/3	Canceled
Wed.	4/12	Canceled	Wed.	4/5	Canceled
			Thu.	4/6	Canceled
Thu.	7/6	7:05 p.m.	Fri.	7/28	7:35 p.m.
Fri.	7/7	7:05 p.m.	Sat.	7/29	7:05 p.m.
Sat.	7/8	6:05 p.m.	Sun.	7/30	1:35 p.m.
Sun.	7/9	1:05 p.m.			

All-Time Series Results

By Decade

1950s:	76-56	.576
1960s:	83-95	.466
1970s:	39-74	.345
1980s:	53-63	.457
1990s:	32-22	.593
Totals:	283-310	.477

Year	Home	Road	Total	Year	Home	Road	Total
1969	1-5	2-4	3-9	1983	3-3	2-4	5-7
1970	2-4	1-5	3-9	1984	3-3	2-4	5-7
1971	3-3	1-5	4-8	1985	2-4	2-4	4-8
1972	3-3	1-5	4-8	1986	3-3	0-6	3-9
1973	3-3	1-5	4-8	1987	0-6	4-2	4-8
1974	5-1	2-4	7-5	1988	4-2	3-2	7-4
1975	3-3	1-4	4-7	1989	2-4	4-2	6-6
1976	2-4	2-4	4-8	1990	4-2	2-4	6-6
1977	3-2	2-3	5-5	1991	3-3	5-1	8-4
1978	0-4	1-4	1-8	1992	3-3	3-3	6-6
1979	1-4	2-4	3-8	1993	4-2	4-2	8-4
1980	4-2	2-4	6-6	1994	2-1	2-1	4-2
1981	3-0	3-3	6-3	Total	72-74	55-94	127-168
1982	6-0	1-5	7-5				

Best Season Series Record

by Chicago: 15-7 (1954)

by Baltimore: 8-1 (1978)

Last Three-Game Sweep

by Chicago at home: May 15-17, 1990

by Chicago at Baltimore: May 1-3, 1987

by Baltimore at home: May 17-18, 1983

by Baltimore at Chicago: May 22-24, 1989

Last Four-Game Sweep

by Chicago at home: June 18-21, 1956

by Chicago at Baltimore: August 17-19, 1954

by Baltimore at home: July 19-22, 1990

by Baltimore at Chicago: June 13-15, 1969

Most Runs, Game

by Chicago: 18, April 23, 1981 at Baltimore (18-5)

by Baltimore: 18, April 29, 1970 at Chicago (18-2)

Longest Winning Streak

by Chicago: 9, May 1-June 21, 1958

by Baltimore: 9, twice, last Sept. 4, 1977-Sept. 2, 1978

Current Winning Streak: 1, by Baltimore, June 5, 1994

Largest Crowd

at New Comiskey Park: 43,589, May 28, 1994

at Old Comiskey Park: 48,952, September 4, 1977

at Memorial Stadium: 50,218, April 8, 1991

at Oriole Park at Camden Yards: 47,257, June 5, 1994

Boston Red Sox

Fenway Park
4 Yawkey Way
Boston, MA 02215
617-267-9440



1995 Schedule

All times listed are local

At Chicago

Day	Date	Time
Fri.	4/21	Canceled
Sat.	4/22	Canceled
Sun.	4/23	Canceled
Mon.	4/24	Canceled

At Boston

Day	Date	Time
Fri.	4/28	7:05 p.m.
Sat.	4/29	1:05 p.m.
Sun.	4/30	1:05 p.m.
Wed.	7/19	7:05 p.m.
Thu.	7/20	7:05 p.m.
Tue.	7/25	7:05 p.m.
Wed.	7/26	7:05 p.m.
Thu.	7/27	1:05 p.m.

All-Time Series Results

By Decade

1900s:	101-90	.529	1960s:	102-76	.573
1910s:	97-117	.453	1970s:	48-67	.417
1920s:	117-103	.532	1980s:	59-56	.513
1930s:	97-114	.460	1990s:	26-28	.481
1940s:	85-134	.388	Totals:	854-883	.492
1950s:	122-98	.555			

Year	Home	Road	Total	Year	Home	Road	Total
1969	3-3	4-2	7-5	1983	3-3	3-3	6-6
1970	2-4	2-4	4-8	1984	3-3	2-4	5-7
1971	1-5	1-5	2-10	1985	4-2	4-2	8-4
1972	3-3	3-3	6-6	1986	3-3	2-4	5-7
1973	2-4	4-2	6-6	1987	4-2	5-1	9-3
1974	3-3	1-5	4-8	1988	4-2	1-5	5-7
1975	2-4	2-4	4-8	1989	2-4	3-3	5-7
1976	3-3	3-3	6-6	1990	5-1	1-5	6-6
1977	4-1	3-2	7-3	1991	1-5	4-2	5-7
1978	2-3	1-4	3-7	1992	5-1	1-5	6-6
1979	3-2	3-3	6-5	1993	3-3	2-4	5-7
1980	1-3	3-3	4-6	1994	2-1	2-1	4-2
1981	1-2	3-3	4-5	Total	72-73	68-83	140-156
1982	3-3	5-1	8-4				

Best Season Series Record

by Chicago: 18-4 (1906)

by Boston: 10-2 (1971)

Last Three-Game Sweep

by Chicago at home: September 17-18, 1963

by Chicago at Boston: July 27-28, 1991

by Boston at home: April 18-20, 1986

by Boston at Chicago: May 3-5, 1991

Last Four-Game Sweep

by Chicago at home: September 13-16, 1990

by Chicago at Boston: June 2-6, 1927

by Boston at home: July 21-24, 1988

by Boston at Chicago: August 5-8, 1988

Most Runs, Game (Since 1952)

by Chicago: 22, May 31, 1970 at Boston (22-13)

by Boston: 21, August 30, 1970 at Chicago (21-11)

Longest Winning Streak

by Chicago: 10, August 2, 1906-May 18, 1907

by Boston: 12, August 5, 1921-June 10, 1922

Current Winning Streak: 2, by Chicago, April 17-18, 1994

Largest Crowd

at New Comiskey Park: 42,393, June 6, 1993

at Old Comiskey Park: 52,592, July 12, 1951

at Fenway Park: 35,599, July 30, 1990



California Angels

Anaheim Stadium
2000 Gene Autry Way
Anaheim, CA 92806
714-937-7200

1995 Schedule

All times listed are local

At Chicago			At California		
Day	Date	Time	Day	Date	Time
Fri.	5/19	7:05 p.m.	Thu.	6/15	7:05 p.m.
Sat.	5/20	6:05 p.m.	Fri.	6/16	7:05 p.m.
Sun.	5/21	1:05 p.m.	Sat.	6/17	7:05 p.m.
			Sun.	6/18	1:05 p.m.
Mon.	8/14	7:05 p.m.	Tue.	9/12	7:05 p.m.
Tue.	8/15	7:05 p.m.	Wed.	9/13	7:35 p.m.
Wed.	8/16	1:05 p.m.			

All-Time Series Results

By Decade

1960s:	92-70	.568
1970s:	79-90	.467
1980s:	62-68	.477
1990s:	34-28	.548
Totals:	267-256	.511

Year	Home	Road	Total	Year	Home	Road	Total
1969	5-4	4-5	9-9	1983	5-1	5-2	10-3
1970	4-5	2-7	6-12	1984	4-3	1-5	5-8
1971	4-5	6-3	10-8	1985	1-5	4-3	5-8
1972	7-2	4-5	11-7	1986	3-4	3-3	6-7
1973	7-2	3-6	10-8	1987	3-3	2-5	5-8
1974	4-5	4-5	8-10	1988	2-5	2-4	4-9
1975	4-5	5-4	9-9	1989	2-4	3-4	5-8
1976	3-6	4-5	7-11	1990	5-1	3-4	8-5
1977	4-3	3-5	7-8	1991	2-4	3-4	5-8
1978	5-3	2-5	7-8	1992	5-2	5-1	10-3
1979	3-3	1-6	4-9	1993	2-4	4-3	6-7
1980	4-3	6-0	10-3	1994	1-3	4-2	5-5
1981	3-3	4-3	7-6	Total	94-93	90-102	184-195
1982	2-5	3-3	5-8				

Best Season Series Record

by Chicago: 10-3 (1980, 1983, 1992)

by California: 12-6 (1970)

Last Three-Game Sweep

by Chicago at home: September 29-October 1, 1987

by Chicago at California: April 7-9, 1992

by California at home: September 14-16, 1984

by California at Chicago: June 26-28, 1987

Last Four-Game Sweep

by Chicago at home: September 8-11, 1983

by Chicago at California: September 22-25, 1983

by California at home: September 28-October 1, 1970

by California at Chicago: July 28-31, 1988

Most Runs, Game

by Chicago: 17, May 31, 1978 at Chicago (17-2)

by California: 16, September 7, 1984 at Chicago (16-8)

Longest Winning Streak

by Chicago: 10, September 26, 1980-May 30, 1981

by California: 7, April 12-August 5, 1988

Current Winning Streak: 2, by Chicago, August 6-7, 1994

Largest Crowd

at New Comiskey Park: 42,535, August 7, 1993

at Old Comiskey Park: 50,892, June 13, 1982

at Anaheim Stadium: 49,567, June 20, 1982

Cleveland Indians

Jacobs Field
Cleveland, OH 44115
216-420-4200



1995 Schedule

All times listed are local

At Chicago			At Cleveland		
Day	Date	Time	Day	Date	Time
Fri.	6/23	7:05 p.m.	Mon.	5/29	1:05 p.m.
Sat.	6/24	6:05 p.m.	Tue.	5/30	7:05 p.m.
Sun.	6/25	1:05 p.m.	Wed.	5/31	7:05 p.m.
			Thu.	6/1	7:05 p.m.
Mon.	9/18	7:05 p.m.	Fri.	8/4	7:05 p.m.
Tue.	9/19	7:05 p.m.	Sat.	8/5	8:05 p.m.
Wed.	9/20	7:05 p.m.	Sun.	8/6	1:05 p.m.

All-Time Series Results

By Decade

1900s:	100-89	.529	1960s:	104-74	.584
1910s:	114-102	.528	1970s:	62-54	.534
1920s:	105-114	.479	1980s:	61-54	.530
1930s:	94-125	.429	1990s:	34-26	.567
1940s:	103-114	.475	Totals:	893-856	.511
1950s:	116-104	.527			

Year	Home	Road	Total	Year	Home	Road	Total
1969	5-1	3-3	8-4	1983	5-1	3-3	8-4
1970	4-2	2-4	6-6	1984	6-0	2-4	8-4
1971	1-5	2-4	3-9	1985	5-1	5-1	10-2
1972	5-1	3-3	8-4	1986	2-4	3-3	5-7
1973	3-3	4-2	7-5	1987	4-2	3-3	7-5
1974	4-2	4-2	8-4	1988	2-4	1-5	3-9
1975	4-2	3-3	7-5	1989	4-2	3-3	7-5
1976	3-3	0-6	3-9	1990	4-2	1-5	5-7
1977	2-3	4-1	6-4	1991	4-2	2-4	6-6
1978	4-1	4-1	8-2	1992	3-3	4-2	7-5
1979	2-4	4-2	6-6	1993	6-0	3-3	9-3
1980	2-4	3-3	5-7	1994	4-2	3-3	7-5
1981	1-2	1-3	2-5	Total	94-57	71-81	165-138
1982	5-1	1-5	6-6				

Best Season Series Record

by Chicago: 10-2 (1985)

by Cleveland: 9-3 (1971, 1976, 1988)

Last Three-Game Sweep

by Chicago at home: July 26-28, 1993

by Chicago at Cleveland: October 1-3, 1993

by Cleveland at home: July 3-5, 1989

by Cleveland at Chicago: September 11-13, 1992

Last Four-Game Sweep

by Chicago at home: July 5-8, 1984

by Chicago at Cleveland: August 27-29, 1963

by Cleveland at home: June 11-13, 1976

by Cleveland at Chicago: August 13-15, 1948

Most Runs, Game

by Chicago: 20, April 30, 1934 at Chicago (20-10)

by Cleveland: 17, September 23, 1936 at Chicago (17-2)

Longest Winning Streak

by Chicago: 12, July 6, 1941-April 17, 1942

by Cleveland: 8, June 6-September 1, 1976

Current Winning Streak: 1, by Chicago, July 24, 1994

Largest Crowd

at New Comiskey Park: 42,710, July 16, 1994

at Old Comiskey Park: 53,325, May 15, 1949

at Cleveland Stadium: 78,382, August 20, 1948

at Jacobs Field: 41,894, July 24, 1994



Detroit Tigers

Tiger Stadium
Detroit, MI 48216
313-962-4000

1995 Schedule

All times listed are local

At Chicago			At Detroit		
Day	Date	Time	Day	Date	Time
Fri.	6/2	7:05 p.m.	Fri.	5/26	7:05 p.m.
Sat.	6/3	6:05 p.m.	Sat.	5/27	1:15 p.m.
Sun.	6/4	1:05 p.m.	Sun.	5/28	1:15 p.m.
Tue.	8/29	7:05 p.m.	Mon.	8/21	7:05 p.m.
Wed.	8/30	7:05 p.m.	Tue.	8/22	7:05 p.m.
Thu.	8/31	1:05 p.m.	Wed.	8/23	1:15 p.m.

All-Time Series Results

By Decade

1900s:	96-93	.508	1960s:	81-97	.455
1910s:	103-109	.486	1970s:	50-67	.427
1920s:	124-95	.566	1980s:	48-66	.421
1930s:	89-129	.408	1990s:	34-26	.567
1940s:	95-125	.432	Totals:	842-905	.482
1950s:	122-98	.555			

Year	Home	Road	Total	Year	Home	Road	Total
1969	1-5	2-4	3-9	1983	4-2	4-2	8-4
1970	2-4	4-2	6-6	1984	3-3	1-5	4-8
1971	5-1	2-4	7-5	1985	4-2	2-4	6-6
1972	3-3	2-4	5-7	1986	3-3	3-3	6-6
1973	3-3	2-4	5-7	1987	1-5	2-4	3-9
1974	4-2	3-3	7-5	1988	2-4	1-5	3-9
1975	4-2	1-5	5-7	1989	2-4	2-4	4-8
1976	4-2	2-4	6-6	1990	1-5	4-2	5-7
1977	1-4	3-2	4-6	1991	1-5	3-3	4-8
1978	2-4	0-5	2-9	1992	5-2	5-0	10-2
1979	1-5	2-4	3-9	1993	2-4	5-1	7-5
1980	1-5	1-5	2-10	1994	5-1	3-3	8-4
1981	0-3	3-0	3-3	Total	68-85	67-83	135-168
1982	4-2	5-1	9-3				

Best Season Series Record

by Chicago: 19-3 (1920)

by Detroit: 10-2 (1980)

Last Three-Game Sweep

by Chicago at home: July 18-20, 1994

by Chicago at Detroit: September 3-5, 1993

by Detroit at home: April 20-22, 1984

by Detroit at Chicago: August 19-21, 1991

Last Four-Game Sweep

by Chicago at home: July 12-15, 1962

by Chicago at Detroit: May 29-31, 1964

by Detroit at home: August 18-21, 1988

by Detroit at Chicago: June 20-22, 1980

Most Runs, Game

by Chicago: 20, September 9, 1921 at Chicago (20-15)

by Detroit: 21, July 1, 1936 at Chicago (21-6)

Longest Winning Streak

by Chicago: 9, June 5-August 14, 1920

by Detroit: 8, October 5, 1913-May 9, 1914

Current Winning Streak: 6, by Chicago, July 5-20, 1994

Largest Crowd

at New Comiskey Park: 42,406, August 19, 1991

at Old Comiskey Park: 47,795, July 12, 1979

at Tiger Stadium: 57,271, June 27, 1961

Kansas City Royals



Kauffman Stadium
One Royal Way
Kansas City, MO 64129
816-921-2200

1995 Schedule

All times listed are local

At Chicago

Day	Date	Time
Fri.	5/5	7:05 p.m.
Sat.	5/6	6:05 p.m.
Sun.	5/7	1:05 p.m.
Mon.	7/31	7:05 p.m.
Tue.	8/1	7:05 p.m.
Wed.	8/2	7:05 p.m.
Thu.	8/3	1:05 p.m.

At Kansas City

Day	Date	Time
Fri.	6/30	7:05 p.m.
Sat.	7/1	7:05 p.m.
Sun.	7/2	1:35 p.m.
Tue.	9/26	7:05 p.m.
Wed.	9/27	7:05 p.m.
Thu.	9/28	7:05 p.m.

All-Time Series Results

By Decade

1960s:	8-10	.444
1970s:	79-89	.470
1980s:	55-64	.462
1990s:	32-30	.516
Totals:	174-193	.474

OPPONENTS

Year	Home	Road	Total	Year	Home	Road	Total
1969	5-4	3-6	8-10	1983	5-2	4-2	9-4
1970	5-6	2-5	7-11	1984	3-3	2-5	5-8
1971	5-4	4-5	9-9	1985	5-2	0-6	5-8
1972	6-3	2-6	8-9	1986	4-2	3-4	7-6
1973	1-8	5-4	6-12	1987	3-4	3-3	6-7
1974	6-3	5-4	11-7	1988	4-2	3-4	7-6
1975	5-4	4-5	9-9	1989	4-3	2-4	6-7
1976	5-4	3-6	8-10	1990	6-0	3-4	9-4
1977	6-2	2-5	8-7	1991	4-3	3-3	7-6
1978	4-3	4-4	8-7	1992	3-3	4-3	7-6
1979	3-4	2-4	5-8	1993	2-5	4-2	6-7
1980	3-3	2-5	5-8	1994	3-3	0-4	3-7
1981	2-0	0-0	2-0	Total	104-84	70-109	174-193
1982	2-4	1-6	3-10				

Best Season Series Record

by Chicago: 9-4 (1983, 1990)

by Kansas City: 10-3 (1982)

Last Three-Game Sweep

by Chicago at home: September 3-5, 1990

by Chicago at Kansas City: June 7-9, 1991

by Kansas City at home: July 7-9, 1989

by Kansas City at Chicago: May 25-27, 1993

Last Four-Game Sweep

by Chicago at home: May 30-June 2, 1985

by Chicago at Kansas City: None

by Kansas City at home: July 25-28, 1994

by Kansas City at Chicago: None

Most Runs, Game

by Chicago: 16, April 20, 1973 at Kansas City (16-2)

by Kansas City: 14, May 13, 1979 at Chicago (14-5)

Longest Winning Streak

by Chicago: 8, July 4, 1974-April 25, 1975

by Kansas City: 6, twice, last May 31-August 21, 1982

Current Winning Streak: 4, by Kansas City, July 25-28, 1994

Largest Crowd

at New Comiskey Park: 42,417, August 14, 1993

at Old Comiskey Park: 50,412, July 31, 1977

at Kauffman Stadium: 40,640, May 31, 1982



Milwaukee Brewers

County Stadium
Milwaukee, WI 53201
414-933-4114

1995 Schedule

All times listed are local

At Chicago			At Milwaukee		
Day	Date	Time	Day	Date	Time
Mon.	4/17	Canceled	Tue.	4/25	Canceled
Tue.	4/18	Canceled	Wed.	4/26	1:05 p.m.
Wed.	4/19	Canceled			
Thu.	4/20	Canceled	Thu.	7/13	7:05 p.m.
			Fri.	7/14	7:05 p.m.
Fri.	7/21	7:05 p.m.	Sat.	7/15	7:05 p.m.
Sat.	7/22	6:05 p.m.	Sun.	7/16	1:05 p.m.
Sun.	7/23	1:05 p.m.			

Re-Scheduled Games

Thu.	4/27	7:05 p.m.	Thu.	6/29	7:05 p.m.
Wed.	7/12	7:05 p.m.			
Mon.	8/28	7:05 p.m.			
Thu.	9/21	7:05 p.m.			

All-Time Series Results

By Decade

1970s:	68-62	.523
1980s:	55-58	.487
1990s:	40-20	.667
Totals:	163-140	.538

Year	Home	Road	Total	Year	Home	Road	Total
1970	4-6	3-5	7-11	1983	3-3	1-5	4-8
1971	5-4	6-3	11-7	1984	2-4	5-1	7-5
1972	6-0	3-3	9-3	1985	2-4	3-3	5-7
1973	2-4	1-5	3-9	1986	1-5	4-2	5-7
1974	5-1	3-3	8-4	1987	2-4	4-2	6-6
1975	4-2	4-2	8-4	1988	3-3	3-3	6-6
1976	3-3	4-2	7-5	1989	6-0	4-2	10-2
1977	3-2	3-3	6-5	1990	4-2	6-0	10-2
1978	3-2	1-5	4-7	1991	5-1	2-4	7-5
1979	2-4	3-3	5-7	1992	3-3	2-4	5-7
1980	2-4	3-3	5-7	1993	4-2	5-1	9-3
1981	2-0	2-1	4-1	1994	4-2	5-1	9-3
1982	2-3	1-6	3-9	Total	82-68	81-72	163-140

Best Season Series Record

by Chicago: 10-2 (1989, 1990)
by Milwaukee: 9-3 (1973, 1982)

Last Three-Game Sweep

by Chicago at home: None
by Chicago at Milwaukee: July 8-10, 1994
by Milwaukee at home: July 8-10, 1974
by Milwaukee at Chicago: April 7-10, 1986

Last Four-Game Sweep

by Chicago at home: July 13-16, 1989
by Chicago at Milwaukee: July 15-18, 1993
by Milwaukee at home: July 15-18, 1978
by Milwaukee at Chicago: None

Most Runs, Game

by Chicago: 15, July 14, 1991 at Milwaukee (15-1)
by Milwaukee: 17, June 23, 1989 at Milwaukee (17-5)

Longest Winning Streak

by Chicago: 6, four times, last August 2-September 27, 1990
by Milwaukee: 12, May 14, 1982-May 2, 1983

Current Winning Streak: 4, by Chicago, July 4-10, 1994

Largest Crowd

at New Comiskey Park: 43,350, July 18, 1992
at Old Comiskey Park: 51,560, April 14, 1981
at County Stadium: 53,038, April 17, 1983

Minnesota Twins



Hubert H. Humphrey Metrodome
501 Chicago Avenue, South
Minneapolis, MN 55415
612-375-1366

1995 Schedule

All times listed are local

At Chicago			At Minnesota		
Day	Date	Time	Day	Date	Time
Mon.	5/8	7:05 p.m.	Mon.	6/26	7:05 p.m.
Tue.	5/9	7:05 p.m.	Tue.	6/27	7:05 p.m.
Wed.	5/10	7:05 p.m.	Wed.	6/28	12:15 p.m.
Fri.	9/29	7:05 p.m.	Fri.	9/22	7:05 p.m.
Sat.	9/30	6:05 p.m.	Sat.	9/23	7:05 p.m.
Sun.	10/1	1:05 p.m.	Sun.	9/24	1:05 p.m.
			Mon.	9/25	7:05 p.m.

All-Time Series Results

By Decade

1960s:	69-93	.426
1970s:	76-89	.461
1980s:	57-66	.463
1990s:	35-23	.603
Totals:	237-271	.467

Year	Home	Road	Total	Year	Home	Road	Total
1969	4-5	1-8	5-13	1983	5-2	3-3	8-5
1970	2-7	4-5	6-12	1984	4-2	4-3	8-5
1971	4-5	3-6	7-11	1985	3-4	3-3	6-7
1972	5-4	3-2	8-6	1986	4-2	2-5	6-7
1973	3-6	6-3	9-9	1987	4-3	2-4	6-7
1974	4-5	3-6	7-11	1988	2-4	2-5	4-9
1975	5-4	4-5	9-9	1989	3-4	2-4	5-8
1976	3-6	4-5	7-11	1990	3-3	4-3	7-6
1977	6-2	4-3	10-5	1991	4-3	4-2	8-5
1978	3-4	5-3	8-7	1992	5-1	3-4	8-5
1979	2-5	3-3	5-8	1993	5-2	5-1	10-3
1980	3-3	2-5	5-8	1994	2-0	0-4	2-4
1981	2-1	0-3	2-4	Total	94-89	79-102	173-191
1982	4-2	3-4	7-6				

Best Season Series Record

by Chicago: 10-3 (1993)

by Minnesota: 14-4 (1966)

Last Three-Game Sweep

by Chicago at home: August 28-30, 1993

by Chicago at Minnesota: August 20-22, 1993

by Minnesota at home: September 11-13, 1981

by Minnesota at Chicago: June 28-30, 1985

Last Four-Game Sweep

by Chicago at home: July 1-3, 1977

by Chicago at Minnesota: None

by Minnesota at home: June 9-12, 1994

by Minnesota at Chicago: June 22-24, 1979

Most Runs, Game

by Chicago: 19, August 4, 1992 at Chicago (19-11)

by Minnesota: 19, June 26, 1977 at Minnesota (19-12)

Longest Winning Streak

by Chicago: 7, September 18, 1979-May 10, 1980

by Minnesota: 9, September 13, 1980-October 2, 1981

Current Winning Streak: 4, by Minnesota, June 9-12, 1994

Largest Crowd

at New Comiskey Park: 42,587, August 28, 1993

at Old Comiskey Park: 55,555, May 20, 1973

at Metrodome: 51,617, April 6, 1993



New York Yankees

Yankee Stadium
Bronx, NY 10451
718-293-4300

1995 Schedule

All times listed are local

At Chicago			At New York		
Day	Date	Time	Day	Date	Time
Fri.	4/7	Canceled	Thu.	4/13	Canceled
Sat.	4/8	Canceled	Fri.	4/14	Canceled
Sun.	4/9	Canceled	Sat.	4/15	Canceled
			Sun.	4/16	Canceled
Mon.	7/3	6:05 p.m.	Mon.	7/17	8:05 p.m.
Tue.	7/4	3:05 p.m.	Tue.	7/18	7:35 p.m.
Wed.	7/5	7:05 p.m.			

All-Time Series Results

By Decade

1900s:	88-62	.587	1960s:	76-102	.427
1910s:	118-94	.557	1970s:	44-72	.379
1920s:	86-134	.391	1980s:	58-61	.487
1930s:	68-148	.315	1990s:	34-20	.630
1940s:	86-133	.393	Totals:	746-958	.438
1950s:	88-132	.400			

Year	Home	Road	Total	Year	Home	Road	Total
1969	2-4	1-5	3-9	1983	4-2	4-2	8-4
1970	3-3	2-4	5-7	1984	4-2	3-3	7-5
1971	3-3	2-4	5-7	1985	4-2	2-4	6-6
1972	5-1	2-4	7-5	1986	2-4	4-2	6-6
1973	5-1	3-3	8-4	1987	3-3	2-4	5-7
1974	2-4	2-4	4-8	1988	2-4	1-5	3-9
1975	2-4	4-2	6-6	1989	3-2	2-4	5-6
1976	0-6	1-5	1-11	1990	5-1	5-1	10-2
1977	2-3	1-4	3-7	1991	5-1	3-3	8-4
1978	0-5	1-4	1-9	1992	3-3	5-1	8-4
1979	1-5	3-3	4-8	1993	2-4	2-4	4-8
1980	2-4	3-3	5-7	1994	2-1	2-1	4-2
1981	3-3	2-4	5-7	Total	72-78	67-84	139-162
1982	3-3	5-1	8-4				

Best Season Series Record

by Chicago: 10-2 (1990)

by New York: 11-1 (1976)

Last Three-Game Sweep

by Chicago at home: August 6-8, 1991

by Chicago at New York: September 14-16, 1993

by New York at home: May 28-30, 1993

by New York at Chicago: May 5-7, 1986

Last Four-Game Sweep

by Chicago at home: August 17-20, 1964

by Chicago at New York: September 14-16, 1992

by New York at home: June 6-8, 1969

by New York at Chicago: June 17-20, 1976

Most Runs, Game

by Chicago: 16, August 26, 1920 at New York (16-4)

by New York: 22, July 26, 1931 at New York (22-5)

Longest Winning Streak (Since 1952)

by Chicago: 8, twice, last September 3, 1972-July 10, 1973

by New York: 10, April 22-June 22, 1964

Current Winning Streak: 1, by Chicago, June 1, 1994

Largest Crowd

at New Comiskey Park: 42,834, August 18, 1992

at Old Comiskey Park: 54,215, July 19, 1953

at Yankee Stadium: 70,972, July 29, 1951

Oakland Athletics

Oakland/Alameda County Coliseum
Oakland, CA 94621
510-638-4900



1995 Schedule

All times listed are local

At Chicago			At Oakland		
Day	Date	Time	Day	Date	Time
Tue.	5/16	7:05 p.m.	Mon.	6/12	7:05 p.m.
Wed.	5/17	7:05 p.m.	Tue.	6/13	12:15 p.m.
Thu.	5/18	7:05 p.m.	Wed.	6/14	7:35 p.m.
Fri.	8/11	7:05 p.m.	Fri.	9/8	8:05 p.m.
Sat.	8/12	7:05 p.m.	Sat.	9/9	1:05 p.m.
Sun.	8/13	1:05 p.m.	Sun.	9/10	1:05 p.m.

All-Time Series Results

By Decade

1960s:	18-18	.500
1970s:	76-89	.461
1980s:	70-60	.538
1990s:	33-28	.541
Totals:	197-195	.503

Year	Home	Road	Total	Year	Home	Road	Total
1969	5-4	3-6	8-10	1983	5-1	3-4	8-5
1970	0-9	2-7	2-16	1984	4-3	2-4	6-7
1971	3-6	8-1	11-7	1985	4-2	4-3	8-5
1972	4-2	3-6	7-8	1986	5-2	2-4	7-6
1973	3-6	3-6	6-12	1987	5-1	4-3	9-4
1974	5-4	2-7	7-11	1988	2-5	3-3	5-8
1975	6-3	3-6	9-9	1989	2-4	3-4	5-8
1976	5-3	3-6	8-9	1990	3-4	5-1	8-5
1977	5-2	5-3	10-5	1991	4-2	3-4	7-6
1978	3-5	4-3	7-8	1992	3-4	2-4	5-8
1979	5-1	4-3	9-4	1993	3-3	4-3	7-6
1980	3-4	3-3	6-7	1994	1-2	5-1	6-3
1981	2-4	5-2	7-6	Total	94-89	93-98	187-187
1982	4-3	5-1	9-4				

Best Season Series Record

by Chicago: 10-5 (1977)
by Oakland: 16-2 (1970)

Last Three-Game Sweep

by Chicago at home: September 5-7, 1983
by Chicago at Oakland: May 20-22, 1994
by Oakland at home: August 8-10, 1988
by Oakland at Chicago: June 30-July 2, 1970

Last Four-Game Sweep

by Chicago at home: June 5-8, 1986
by Chicago at Oakland: September 24-27, 1987
by Oakland at home: None
by Oakland at Chicago: May 22-24, 1970

Most Runs, Game

by Chicago: 17, October 3, 1987 at Chicago (17-1)
by Oakland: 14, June 23, 1973 at Chicago (14-3)

Longest Winning Streak

by Chicago: 6, May 15-24, 1979
by Oakland: 11, June 20-September 7, 1970

Current Winning Streak: 1, by Chicago, August 10, 1994

Largest Crowd

at New Comiskey Park: 42,483, June 6, 1992
at Old Comiskey Park: 44,176, June 16, 1990
at Oakland Coliseum: 45,150, April 17, 1988



Seattle Mariners

The Kingdome
201 South King Street
Seattle, WA 98104
206-628-3555

1995 Schedule

All times listed are local

At Chicago			At Seattle		
Day	Date	Time	Day	Date	Time
Mon.	6/19	7:05 p.m.	Fri.	5/12	7:35 p.m.
Tue.	6/20	7:05 p.m.	Sat.	5/13	7:05 p.m.
Wed.	6/21	7:05 p.m.	Sun.	5/14	1:35 p.m.
Thu.	6/22	1:05 p.m.			
Fri.	9/15	7:05 p.m.	Mon.	8/7	7:05 p.m.
Sat.	9/16	6:05 p.m.	Tue.	8/8	7:05 p.m.
Sun.	9/17	1:05 p.m.	Wed.	8/9	7:35 p.m.

All-Time Series Results

By Decade

1970s:	22-21	.517
1980s:	71-52	.577
1990s:	37-25	.597
Totals:	130-98	.570

Year	Home	Road	Total	Year	Home	Road	Total
1977	5-3	5-2	10-5	1987	4-3	2-4	6-7
1978	2-5	5-3	7-8	1988	4-2	5-2	9-4
1979	3-4	2-4	5-8	1989	4-3	3-3	7-6
1980	4-2	2-5	6-7	1990	3-3	5-2	8-5
1981	1-2	2-1	3-3	1991	4-3	3-3	7-6
1982	4-2	2-5	6-7	1992	4-2	0-7	4-9
1983	7-0	5-1	12-1	1993	4-3	5-1	9-4
1984	2-4	3-4	5-8	1994	5-1	4-0	9-1
1985	4-3	5-1	9-4	Total	69-46	61-52	130-98
1986	5-1	3-4	8-5				

Best Season Series Record

by Chicago: 12-1 (1983)

by Seattle: 9-4 (1992)

Last Three-Game Sweep

by Chicago at home: July 29-31, 1994

by Chicago at Seattle: July 30-August 1, 1993

by Seattle at home: October 2-4, 1992

by Seattle at Chicago: June 19-22, 1978

Last Four-Game Sweep

by Chicago at home: September 15-18, 1983

by Chicago at Seattle: June 23-26, 1994

by Seattle at home: June 15-18, 1992

by Seattle at Chicago: None

Most Runs, Game

by Chicago: 16, May 10, 1994 at Chicago (16-2)

by Seattle: 13, September 28, 1990 at Chicago (13-4)

Longest Winning Streak

by Chicago: 9, twice, last May 10, 1994 to present

by Seattle: 5, twice, last June 22-July 31, 1992

Current Winning Streak: 9, by Chicago, May 10-July 31, 1994

Largest Crowd

at New Comiskey Park: 42,761, August 1, 1992

at Old Comiskey Park: 45,646, September 17, 1983

at The Kingdome: 55,614, September 21, 1990

Texas Rangers

The Ballpark in Arlington
1000 Ballpark Way
Arlington, TX 76004
817-273-5000



1995 Schedule

All times listed are local

At Chicago

Day	Date	Time
Tue.	5/23	7:05 p.m.
Wed.	5/24	1:05 p.m.
Thu.	8/17	7:05 p.m.
Fri.	8/18	7:05 p.m.
Sat.	8/19	7:05 p.m.
Sun.	8/20	1:05 p.m.

At Texas

Day	Date	Time
Fri.	6/9	7:35 p.m.
Sat.	6/10	7:35 p.m.
Sun.	6/11	7:05 p.m.
Mon.	9/4	7:05 p.m.
Tue.	9/5	7:05 p.m.
Wed.	9/6	7:05 p.m.
Thu.	9/7	Canceled

All-Time Series Results

By Decade

1970s:	76-55	.580
1980s:	59-64	.480
1990s:	32-29	.525
Totals:	167-148	.530

Year	Home	Road	Total	Year	Home	Road	Total
1972	8-1	6-3	14-4	1984	3-4	2-4	5-8
1973	8-1	5-4	13-5	1985	5-1	5-2	10-3
1974	4-4	5-3	9-7	1986	2-5	0-6	2-11
1975	3-6	2-7	5-13	1987	4-2	3-4	7-6
1976	4-5	3-6	7-11	1988	4-3	4-2	8-5
1977	2-5	4-4	6-9	1989	1-5	2-5	3-10
1978	7-1	4-3	11-4	1990	4-2	3-4	7-6
1979	5-1	6-1	11-2	1991	5-1	3-4	8-5
1980	4-3	2-4	6-7	1992	4-3	1-5	5-8
1981	2-1	0-3	2-4	1993	5-1	3-4	8-5
1982	6-1	2-4	8-5	1994	2-1	2-4	4-5
1983	5-1	3-4	8-5	Total	97-58	70-90	167-148

Best Season Series Record

by Chicago: 11-2 (1979)

by Texas: 11-2 (1986)

Last Three-Game Sweep

by Chicago at home: June 21-23, 1993

by Chicago at Texas: July 19-20, 1979

by Texas at home: May 26-28, 1992

by Texas at Chicago: June 2-4, 1986

Last Four-Game Sweep

by Chicago at home: None

by Chicago at Texas: September 5-8, 1985

by Texas at home: None

by Texas at Chicago: None

Most Runs, Game

by Chicago: 15, twice, last May 16, 1993 at Texas (15-8)

by Texas: 14, April 30, 1977 at Chicago (14-4)

Longest Winning Streak

by Chicago: 8, twice, last June 6-September 8, 1985

by Texas: 11, May 26-August 30, 1986

Current Winning Streak: 2, by Texas, August 3-4, 1994

Largest Crowd

at New Comiskey Park: 42,150, June 22, 1991

at Old Comiskey Park: 42,231, July 3, 1978

at Arlington Stadium: 38,852, August 12, 1977

at The Ballpark in Arlington: 46,490, May 14, 1994



Toronto Blue Jays

SkyDome
 1 Blue Jays Way, Suite 3200
 Toronto, Ontario
 Canada M5V 1J1
 416-341-1000

1995 Schedule

All times listed are local

At Chicago			At Toronto		
Day	Date	Time	Day	Date	Time
Mon.	6/5	7:05 p.m.	Tue.	5/2	7:35 p.m.
Tue.	6/6	7:05 p.m.	Wed.	5/3	7:35 p.m.
Wed.	6/7	7:05 p.m.			
Fri.	9/1	7:05 p.m.	Thu.	8/24	Canceled
Sat.	9/2	6:05 p.m.	Fri.	8/25	8:05 p.m.
Sun.	9/3	7:05 p.m.	Sat.	8/26	1:35 p.m.
			Sun.	8/27	1:35 p.m.

All-Time Series Results

By Decade

1970s:	19-14	.576
1980s:	50-70	.417
1990s:	25-28	.472
Totals:	94-112	.456

Year	Home	Road	Total	Year	Home	Road	Total
1977	5-1	3-2	8-3	1987	1-5	3-3	4-8
1978	3-2	1-4	4-6	1988	5-1	2-4	7-5
1979	2-4	5-1	7-5	1989	0-6	1-5	1-11
1980	4-2	1-5	5-7	1990	4-2	1-5	5-7
1981	3-3	4-2	7-5	1991	4-2	3-3	7-5
1982	4-2	4-2	8-4	1992	4-2	1-5	5-7
1983	1-5	4-2	5-7	1993	3-3	3-3	6-6
1984	2-4	2-4	4-8	1994	1-1	1-2	2-3
1985	2-4	1-5	3-9	Total	52-51	42-61	94-112
1986	4-2	2-4	6-6				

Best Season Series Record

by Chicago: 8-3 (1977)

by Toronto: 11-1 (1989)

Last Three-Game Sweep

by Chicago at home: April 27-29, 1990

by Chicago at Toronto: April 16-18, 1979

by Toronto at home: May 29-31, 1992

by Toronto at Chicago: September 4-6, 1989

Last Four-Game Sweep

by Chicago at home: None

by Chicago at Toronto: None

by Toronto at home: None

by Toronto at Chicago: None

Most Runs, Game

by Chicago: 16, July 11, 1982 at Toronto (16-7)

by Toronto: 15, July 19, 1993 at Chicago (15-7)

Longest Winning Streak

by Chicago: 6, July 14-21, 1978

by Toronto: 7, May 28, 1989-April 27, 1990

Current Winning Streak: 1, by Chicago, June 8, 1994

Largest Crowd

at New Comiskey Park: 42,796, July 25, 1991

at Old Comiskey Park: 41,043, April 10, 1979

at Exhibition Stadium: 45,152, August 13, 1987

at SkyDome: 50,518, April 24, 1993

1994 IN REVIEW



1994 REVIEW

First baseman Frank Thomas is the first American League player since Roger Maris in 1960-61 to capture successive Most Valuable Player awards.

STANDINGS

American League Final Standings

Central	W	L	PCT	GB	East	W	L	PCT	GB
Chicago	67	46	.593	—	New York	70	43	.619	—
Cleveland	66	47	.584	1	Baltimore	63	49	.563	6.5
Kansas City	64	51	.557	4	Toronto	55	60	.478	16
Minnesota	53	60	.469	14	Boston	54	61	.470	17
Milwaukee	53	62	.461	15	Detroit	53	62	.461	18

West	W	L	PCT	GB
Texas	52	62	.456	—
Oakland	51	63	.447	1
Seattle	49	63	.438	2
California	47	68	.409	5.5

First Half

Central	W	L	PCT	GB
Cleveland	51	33	.607	—
Chicago	52	34	.605	—
Kansas City	45	42	.517	7.5
Minnesota	42	44	.488	10
Milwaukee	39	48	.448	13.5

East	W	L	PCT	GB
New York	50	35	.588	—
Baltimore	50	36	.581	.5
Boston	42	44	.488	8.5
Detroit	40	47	.460	11.0
Toronto	38	48	.442	12.5

Second Half

Central	W	L	PCT	GB
Kansas City	19	9	.679	—
Chicago	15	12	.556	3.5
Cleveland	15	14	.517	4.5
Milwaukee	14	14	.500	5
Minnesota	11	16	.407	7.5

East	W	L	PCT	GB
New York	20	8	.714	—
Toronto	17	12	.586	3.5
Baltimore	13	13	.500	6
Detroit	13	15	.464	7
Boston	12	17	.414	8.5

West	W	L	PCT	GB
Texas	42	45	.483	—
Oakland	39	48	.448	3
California	38	51	.427	5
Seattle	37	50	.425	5

West	W	L	PCT	GB
Seattle	12	13	.480	—
Oakland	12	15	.444	1
Texas	10	17	.370	3
California	9	17	.346	3.5

Through April

Central	W	L	PCT	GB
Cleveland	13	9	.591	—
Milwaukee	13	9	.591	—
Chicago	13	10	.565	.5
Kansas City	9	11	.450	3
Minnesota	9	16	.360	5.5

East	W	L	PCT	GB
Boston	17	7	.708	—
Baltimore	15	8	.652	1.5
New York	15	8	.652	1.5
Toronto	14	10	.583	3
Detroit	7	14	.333	8.5

West	W	L	PCT	GB
Seattle	10	13	.435	—
Texas	9	12	.429	—
California	9	16	.360	2
Oakland	7	17	.292	4

Through May

Central	W	L	PCT	GB
Chicago	29	19	.617	—
Cleveland	26	21	.553	2.5
Kansas City	25	24	.510	4.5
Minnesota	25	24	.510	4.5
Milwaukee	20	30	.400	10

East	W	L	PCT	GB
New York	33	15	.688	—
Boston	30	19	.612	3.5
Baltimore	27	21	.563	6
Toronto	24	26	.480	10
Detroit	23	25	.479	10

West	W	L	PCT	GB
Texas	23	26	.469	—
California	23	29	.442	1.5
Seattle	21	29	.420	2.5
Oakland	15	36	.294	9

1994 REVIEW

Through June

Central	W	L	PCT	GB
Cleveland	44	30	.595	—
Chicago	43	32	.573	1.5
Minnesota	40	36	.526	5
Kansas City	40	37	.519	5.5
Milwaukee	37	40	.481	8.5

East	W	L	PCT	GB
New York	47	28	.627	—
Baltimore	43	33	.566	4.5
Boston	38	38	.500	9.5
Detroit	36	39	.480	11
Toronto	32	44	.421	15.5

West	W	L	PCT	GB
Texas	35	41	.461	—
Seattle	33	44	.429	2.5
California	33	46	.418	3.5
Oakland	32	45	.416	3.5

Through July

Central	W	L	PCT	GB
Chicago	62	42	.596	—
Cleveland	59	43	.578	2
Kansas City	58	47	.552	4.5
Milwaukee	50	54	.481	12
Minnesota	47	56	.456	14.5

East	W	L	PCT	GB
New York	64	38	.627	—
Baltimore	56	46	.549	8
Boston	50	53	.485	14.5
Toronto	49	54	.476	15.5
Detroit	48	56	.462	17

West	W	L	PCT	GB
Texas	50	55	.476	—
Oakland	47	56	.456	2
California	44	62	.415	6.5
Seattle	40	62	.392	8.5

Through August

Central	W	L	PCT	GB
Chicago	67	46	.593	—
Cleveland	66	47	.584	1
Kansas City	64	51	.557	4
Minnesota	53	60	.469	14
Milwaukee	53	62	.461	15

East	W	L	PCT	GB
New York	70	43	.619	—
Baltimore	63	49	.563	6.5
Toronto	55	60	.478	16
Boston	54	61	.470	17
Detroit	53	62	.465	18

West	W	L	PCT	GB
Texas	52	62	.456	—
Oakland	51	63	.447	1
Seattle	49	63	.438	2
California	47	68	.409	5.5

AL Central Monthly Records

TEAM	APRIL	MAY	JUNE	JULY	AUG	SEP/OCT
Chicago	13-10	16-9	14-13	19-10	5-4	—
Cleveland	13-9	13-12	18-9	15-13	7-4	—
Kansas City	9-11	16-13	15-13	18-10	6-4	—
Milwaukee	13-9	7-21	17-10	13-14	3-8	—
Minnesota	9-16	16-8	15-12	7-20	6-4	—

AL East Monthly Records

TEAM	APRIL	MAY	JUNE	JULY	AUG	SEP/OCT
Baltimore	15-8	12-13	16-12	13-13	7-3	—
Boston	17-7	13-12	8-19	12-15	4-8	—
Detroit	7-14	16-11	13-14	12-17	5-6	—
New York	15-8	18-7	14-13	17-10	6-5	—
Toronto	14-10	10-16	8-18	17-10	6-6	—

AL West Monthly Records

TEAM	APRIL	MAY	JUNE	JULY	AUG	SEP/OCT
California	9-16	14-13	10-17	11-16	3-6	—
Oakland	7-17	8-19	17-9	15-11	4-7	—
Seattle	10-13	11-16	12-15	7-18	9-1	—
Texas	9-12	14-14	12-15	15-14	2-7	—

MISCELLANEOUS STATISTICS

Final Record: 67-46
Final Streak: Won 1
Last Homestand: 3-0
Last Trip: 5-4
Last Five Games: 4-1
Last 10 Games: 6-4
Home/Road: 34-19/33-27
Day/Night: 21-12/46-34
Grass/Artificial Turf: 62-36/5-10
vs. East/Central/West: 22-13/21-19/24-14
vs. RH/LH Pitchers: 45-31/22-15
vs. RH/LH Starters: 46-33/21-13
Comeback wins: 27
Wins-Losses in last at-bat: 11-8
Extra innings: 5-4
Average time of game: 3:04
When ahead after 6/7/8: 51-11/55-7/57-3
When behind after 6/7/8: 11-30/6-33/4-38
When tied after 6/7/8: 5-5/6-6/6-5
When Sox/opp. homer: 52-24/36-34
When Sox/opp. hit homer with men-on: 34-12/18-26
When Sox/opp. hit multiple homers: 25-7/10-17
When Sox/opp. score first: 49-18/18-28
When Sox/opp. score 4 or more: 57-20/23-41
When Sox/opp. score less than 4: 10-26/44-5
When Sox/opp. outhit opponents: 57-15/4-28
When Sox/opp. have 10 or more hits: 39-19/14-24
When Sox/opp. have equal hits: 6-3
Grand Slams: Sox 6, Opp. 0
Left on base: Sox 906, Opp. 778
Double Plays: Sox 91, Opp. 116
Triple Plays: Sox 0, Opp. 0

Runs by Innings

	1	2	3	4	5	6	7	8	9	X	Total
White Sox	63	55	87	69	68	79	80	64	49	19	633
Opponents	55	52	54	52	61	65	49	61	39	10	498

Stats by Position

	C	1B	2B	3B	SS	LF	CF	RF	DH	PH	Total
HR	12	41	3	18	1	11	3	13	18	1	121
RBI	54	106	43	79	43	61	55	58	95	8	602

Stats By Batting Order

	1	2	3	4	5	6	7	8	9	Total
HR	9	4	40	20	19	11	6	11	1	121
RBI	51	56	104	98	82	53	56	56	46	602

Record by Margin of Victory

	1R	2R	3R	4R	5R	6R	7R	8R	9R	10+R
Total	16-12	8-13	9-7	9-7	9-0	4-2	3-2	4-0	0-3	5-0
Home	9-7	2-4	5-1	2-2	7-0	2-1	1-2	3-0	0-1	3-0
Road	7-5	6-9	4-6	7-5	2-0	2-1	2-0	1-0	0-2	2-0

Chicago White Sox vs. AL East

	Home		Road		Total	
	W	L	W	L	W	L
Baltimore	2	1	2	1	4	2
Boston	2	1	2	1	4	2
Detroit	5	1	3	3	8	4
New York	2	1	2	1	4	2
Toronto	1	1	1	2	2	3
Totals	12	5	10	8	22	13

Chicago White Sox vs. AL Central

	Home		Road		Total	
	W	L	W	L	W	L
Cleveland	4	2	3	3	7	5
Kansas City	3	3	0	4	3	7
Milwaukee	4	2	5	1	9	3
Minnesota	2	0	0	4	2	4
Totals	13	7	8	12	21	19

Chicago White Sox vs. AL West

	Home		Road		Total	
	W	L	W	L	W	L
California	1	3	4	2	5	5
Oakland	1	2	5	1	6	3
Seattle	5	1	4	0	9	1
Texas	2	1	2	4	4	5
Totals	9	7	15	7	24	14
Overall	34	19	33	27	67	46

SINGLE-GAME HIGHS

Team

- At-Bats, Game — 48, 7/18 vs. Detroit
- At-Bats, Inning — 13, 5/20 at Oakland (2nd inning)
- Runs, Game — 16, twice, last 8/6 at California
- Runs, Inning — 8, 5/20 at Oakland (2nd inning)
- Hits, Game — 18, 5/10 vs. Seattle
- Hits, Inning — 8, 5/20 at Oakland (2nd inning)
- Consecutive Hits, Inning — 4, five times, last 8/7 at California (5th inning)
- Doubles — 5, three times, last 7/7 at Detroit
- Triples — 3, 5/30 at New York
- Home Runs — 5, 4/6 at Toronto
- Extra Base Hits — 8, twice, last 5/10 vs. Seattle
- Runs Batted In — 16, 5/10 vs. Seattle
- Stolen Bases — 3, twice, last 7/26 at Kansas City
- Left On Base — 15, twice, last 4/28 at Cleveland
- Errors — 5, 4/27 at Cleveland
- Strikeouts — 13, 5/18 at California
- Walks — 13, 8/6 at California
- Double Plays — 4, 5/15 at Texas
- Hit By Pitch — 2, 5/16 at California

Opponents

- At-Bats, Game — 50, 7/18 vs. Detroit
- At-Bats, Inning — 11, twice, last 6/20 vs. Texas (8th inning)
- Runs, Game — 13, 4/25 vs. Milwaukee
- Runs, Inning — 7, 6/20 vs. Texas (8th inning)
- Hits, Game — 19, 8/3 at Texas
- Hits, Inning — 7, 6/20 vs. Texas (8th inning)
- Consecutive Hits, Inning — 4, six times, last 7/23 at Cleveland (5th inning)
- Doubles — 5, 8/3 at Texas
- Triples — 1, 10 times, last 8/3 at Texas
- Home Runs — 6, 7/22 at Cleveland
- Extra Base Hits — 9, 8/3 at Texas
- Runs Batted In — 12, twice, last 6/20 vs. Texas
- Stolen Bases — 5, 6/29 vs. Kansas City
- Left On Base — 14, twice, last 4/27 at Cleveland
- Errors — 3, four times, last 7/9 at Milwaukee
- Strikeouts — 16, 7/19 vs. Detroit
- Walks — 11, twice, last 7/3 vs. Milwaukee
- Double Plays — 4, three times, last 8/5 at California
- Hit By Pitch — 1, 16 times, last 7/23 at Cleveland

Individual Batting

Longest Hitting Streak — 15 games, Thomas, 5/20-6/7
At-Bats, 9-Inning Game — 6, five times, last by Martin, 7/9 at Milwaukee
At-Bats, Extra-Inning Game — 7, Franco, 4/20 at Milwaukee
Runs — 5, Raines, 4/18 at Boston
Hits — 4, 12 times, last by Guillen, 7/22 at Cleveland
Doubles — 2, eight times, last by Thomas, 7/22 at Cleveland
Triples — 2, L. Johnson, 5/30 at New York
Home Runs — 3, Raines, 4/18 at Boston
Runs Batted In — 5, nine times, last by Franco, 8/6 at California
Stolen Bases — 2, twice, last by Raines, 7/3 vs. Milwaukee
Strikeouts — 3, 14 times, last by Thomas, 8/8 at Oakland
Walks — 4, five times, last by Ventura, 8/8 at Oakland
Errors — 2, three times, last by Ventura, 7/24 at Cleveland

Individual Pitching

Innings Pitched, Starter — 9.0, 14 times, last by McDowell, 8/8 at Oakland
Innings Pitched, Reliever — 5.0, McCaskill, 7/18 vs. Detroit
Strikeouts — 14, Bere, 6/13 vs. Oakland
Walks — 7, twice, last by Bere, 6/8 vs. Toronto
Fewest Hits Allowed, Complete Game — 3, twice, last by McDowell, 6/25 at Seattle
Consecutive Scoreless Innings, Starter — 19.0, Fernandez, 4/21-5/3
Consecutive Scoreless Innings, Reliever — 14.0, McCaskill, 7/5 (1)-25
Consecutive Scoreless Relief Appearances — 14, Assenmacher, 6/26-8/3
Consecutive Save Opportunities Converted — 6, Hernandez, 7/5-8/2
Consecutive Hitters Retired — 23, McCaskill, 7/5 (1)-18
Consecutive Starts, at Least 7.0 Innings — 9, Fernandez, 6/16-7/29
Longest Winning Streak, Starter — 8, Alvarez, 4/6-5/27
Longest Winning Streak, Reliever — 3, Cook, 5/16-6/1
Longest Losing Streak — 3, three times, last by Hernandez, 4/27-6/17

Team Miscellaneous

Most Games Over .500 — 22, 7/21
Most Games Under .500 — 2, 4/5
Longest Winning Streak — 7, twice, last 7/5 (2)-14
Longest Losing Streak — 5, 6/14-18
Longest Home Winning Streak — 7, 7/17-7/31
Longest Road Winning Streak — 7, 7/5 (2)-21
Longest Home Losing Streak — 5, 6/14-18
Longest Road Losing Streak — 5, 6/5-12
Longest Game, Innings — 13, 7/18 vs. Detroit
Longest Game, Time — 4:34, 4/20 at Milwaukee
Longest 9-Inning Game — 3:54, 5/29 vs. Baltimore
Shortest Game — 2:18, 7/2 vs. Milwaukee
Largest Margin of Victory — 14, 5/10 vs. Seattle (16-2)
Largest Margin of Defeat — 9, three times, last 7/23 at Cleveland (11-2)
Largest Deficit Overcome — 6, 7/18 vs. Detroit
Largest Lead Surrendered — 5, twice, last 8/3 at Texas
Fewest Hits, Game — 3, 7/3 vs. Milwaukee
Grand Slam Home Runs — 1, six times, last by L. Johnson, 7/31 vs. Seattle
Back-to-Back Home Runs — 2, twice, last by Franco/Ventura and Franco/Ventura, 4/24 vs. Detroit
Largest Home Crowd — 43,589, 5/28 vs. Baltimore
Smallest Home Crowd — 21,444, 4/13 vs. New York
Largest Road Crowd — 50,484, 4/4 at Toronto
Smallest Road Crowd — 10,484, 4/21 at Milwaukee
Largest Home Attendance, Four-Game Series — 159,826, 7/14-7/17 vs. Cleveland
Largest Road Attendance, Four-Game Series — 167,462, 7/21-24 at Cleveland
Largest Home Attendance, Three-Game Series — 126,025, 7/29-31 vs. Seattle
Largest Road Attendance, Three-Game Series — 141,018, 6/3-6/5 at Baltimore
Largest Home Attendance, Two-Game Series — 67,104, 6/7-8 vs. Toronto
Largest Road Attendance, Two-Game Series — 60,719, 4/27-28 at Cleveland

NUMBER OF DAYS IN	
First Place	69
Second Place	41
Third Place	18
Fourth Place	1
Fifth Place	1

SERIES RECORD	
Two-Game Series	2-1-3
Three-Game Series	18-5
Four-Game Series	3-3-2
First Game	20-17
Second Game	25-12
Third Game	16-15
Fourth Game	6-2

RECORD BY MONTH	
April	13-10
May	16-9
June	14-13
July	19-10
August	5-4
September	—
October	—

RECORD BY DAY	
Sunday	11-7
Monday	7-5
Tuesday	11-8
Wednesday	13-5
Thursday	6-6
Friday	8-10
Saturday	11-5

LOW-HIT GAMES

By the White Sox

Two-Hit Games

Date	H/R	D/N	Opponent	Score	Pitcher(s)	IP	H	R	ER	BB	SO
6/22	H/D	Texas	4-0	Alvarez (W)	8.0	2	0	0	1	6	
					Assenmacher	1.0	0	0	0	0	3

Three-Hit Games

Date	H/R	D/N	Opponent	Score	Pitcher(s)	IP	H	R	ER	BB	SO
4/19	R/N	Milwaukee	6-2	Bere (W)	7.0	3	2	2	4	7	
					McCaskill	2.0	0	0	0	1	1
6/8	H/D	Toronto	3-2	Bere	7.0	3	2	2	7	5	
					Cook	0.2	0	0	0	0	0
					D. Johnson (W)	1.1	0	0	0	0	1
6/13	H/N	Oakland	1-0	Bere (W)	8.0	2	0	0	6	14	
					R. Hernandez (SV)	1.0	1	0	0	0	0
6/19	H/D	California	7-1	Sanderson (W)	9.0	3	1	1	1	4	
6/25	R/N	Seattle	2-1	McDowell (W)	9.0	3	1	1	2	6	

Against the White Sox

Three-Hit Game

Date	H/R	D/N	Opponent	Score	Pitcher(s)	IP	H	R	ER	BB	SO
7/3	H/D	Milwaukee	2-9	Miranda (W)	5.0	3	2	2	5	3	
					Navarro	3.0	0	0	0	0	3
					Fetters	1.0	0	0	0	0	3

League-Leading ERA

Chicago's pitching staff led the American League in ERA (3.96) for the second straight season in 1994, becoming the first team since Oakland (1987-89) to top the league in consecutive seasons. The last time the White Sox led the AL in ERA two straight times was 1966 (2.68) and 1967 (2.45).

DAY-BY-DAY

NO.	DATE	H/R	D/N	W/L	FINAL SCORE	WINNING PITCHER	LOSING PITCHER	REC.	POS. GA-GB	ATTENDANCE HOME	CUM.	TIME
1	4/4	R/D	L	Tor 7, Sox 3	Guzman	McDowell	0-1	T4-1.0				2:54
2	4/5	R/N	L	Tor 5, Sox 3	Stewart	Fernandez	0-2	5-1.5				2:37
3	4/6	R/N	W	Sox 9, Tor 2	Alvarez	Hentgen	1-2	3-1.0				2:44
	4/7	R/D		Sox 4, Cubs 4				1-2	T3-1.5			3:14
4	4/8	H/D	L	Bos 8, Sox 6	Fossas (R)	Assenmacher (R)	1-3	T3-2.5	42,890	42,890		3:23
5	4/9	H/D	W	Sox 6, Bos 5	McDowell	Harris (R)	2-3	3-2.0	27,429	70,319		3:03
6	4/10	H/D	W	Sox 8, Bos 0	Fernandez (C)	Hesketh	3-3	3-1.5	23,848	94,167		2:34
7	4/12	H/N	W	Sox 10, NY 5	Alvarez	Muholland	4-3	3-1.5	22,692	116,659		2:47
8	4/13	H/N	W	Sox 5, NY 0	Bere	Abbott	5-3	2-1.5	21,444	138,303		3:01
9	4/14	H/D	L	NY 10, Sox 3	Key	McDowell	5-4	3-2.0	21,484	159,787		2:40
10	4/15	R/N	L	Bos 5, Sox 3	Clemens	Fernandez	5-5	3-2.0				2:39
	4/16	R/D		Postponed due to rain								
11	4/17	R/D	W	Sox 7, Bos 4	Sanderson	Viola	6-5	T2-0.5				2:55
12	4/18	R/D	W	Sox 12, Bos 1	Alvarez	Darwin	7-5	2-				3:06
13	4/19	R/N	W	Sox 6, Mil 2	Bere	Bones	8-5	2-				2:58
14	4/20	R/N	W	Sox 8, Mil 6 (12)	Hernandez (R)	Lloyd (R)	9-5	1/1.0				4:34
15	4/21	R/D	L	Mil 6, Sox 4	Eldred	Fernandez	9-6	2-				2:45
16	4/22	H/N	W	Sox 7, Det 2	Sanderson	Belcher	10-6	1/1.0	29,505	189,292		2:36
17	4/23	H/N	W	Sox 9, Det 3	Alvarez	Gullikson	11-6	1/1.5	39,846	229,138		2:55
18	4/24	H/D	L	Det 7, Sox 6	Gardiner (R)	DeLeon (R)	11-7	2-	41,149	270,287		3:32
19	4/25	H/N	L	Mil 13, Sox 4	Higuera	McDowell	11-8	3-0.5	21,782	292,049		3:05
20	4/26	H/N	W	Sox 3, Mil 0	Fernandez (C)	Eldred	12-8	2-	23,909	315,958		2:20
21	4/27	R/N	L	Cle 8, Sox 7 (12)	Plunk (R)	Hernandez (R)	12-9	2-1.0				4:23
22	4/28	R/N	W	Sox 5, Cle 3	Alvarez	Barnes (R)	13-9	2-				3:32
23	4/29	R/N	L	Det 4, Sox 3	Gullikson	Bere	13-10	3-1.0				3:26
	4/30	R/D		Postponed due to rain								

APRIL RECORD: 13-10

24	5/1	R/D	L	Det 8, Sox 5	Doherty	McDowell	13-11	T2-0.5				3:07
25	5/3	H/N	W	Sox 12, Cle 1	Fernandez	Morris	14-11	T1-	22,651	338,809		3:03
26	5/4	H/N	W	Sox 6, Cle 1	Alvarez (C)	Nagy	15-11	1/1.0	22,215	361,024		3:05
27	5/6	H/N	L	KC 6, Sox 5	Cone	Assenmacher (R)	15-12	T1-	30,756	391,780		3:07
28	5/7	H/D	W	Sox 4, KC 2	McDowell	Gubicza	16-12	1/1.0	28,124	419,904		2:31
29	5/8	H/D	L	KC 9, Sox 7	Appler	Fernandez	16-13	1/0.5	28,361	448,265		3:17
30	5/9	H/N	L	Sea 3, Sox 2	Risley (R)	DeLeon (R)	16-14	T1-	25,979	474,244		2:34
31	5/10	H/N	W	Sox 16, Sea 2	Sanderson	Salkeld	17-14	T1-	25,041	499,285		2:58
32	5/11	H/N	W	Sox 14, Sea 6	Bere	Bosio	18-14	1/1.0	24,076	523,361		3:13
33	5/13	R/N	L	Tex 11, Sox 7	Rogers	McDowell	18-15	1/1.0				3:34
34	5/14	R/N	L	Tex 5, Sox 2	Brown	Fernandez	18-16	1/1.0				2:54
35	5/15	R/D	W	Sox 9, Tex 6	Alvarez	Pavlik	19-16	1/1.5				3:21
36	5/16	R/N	W	Sox 8, Cal 5	Cook (R)	Butcher (R)	20-16	1/1.5				3:42
37	5/17	R/N	W	Sox 10, Cal 2	Bere	Langston	21-16	1/1.5				3:07
38	5/18	R/N	L	Cal 3, Sox 2	Finley	McDowell	21-17	1/0.5				2:34
39	5/20	R/N	W	Sox 13, Oak 6	Fernandez	Darling	22-17	1/1.5				2:59
40	5/21	R/D	W	Sox 6, Oak 5	DeLeon (R)	Taylor (R)	23-17	1/1.5				3:27
41	5/22	R/D	W	Sox 5, Oak 2	Bere	Reyes	24-17	1/2.5				2:45
42	5/24	H/N	W	Sox 5, Min 3	Cook (R)	Casian (R)	25-17	1/3.0	26,678	550,039		2:42
43	5/25	H/N	W	Sox 12, Min 1	Fernandez	Pulido	26-17	1/3.5	28,836	578,875		2:34
44	5/27	H/N	W	Sox 3, Bal 0	Alvarez (C)	Mussina (C)	27-17	1/4.0	34,351	613,226		2:26
45	5/28	H/N	W	Sox 6, Bal 2	Bere	McDonald	28-17	1/4.0	43,589	656,815		3:48
46	5/29	H/D	L	Bal 6, Sox 4	Fernandez	McDowell	28-18	1/3.0	37,454	694,269		3:54
47	5/30	R/D	W	Sox 7, NY 2	Sanderson	Abbott	29-18	1/3.0				2:36
48	5/31	R/N	L	NY 10, Sox 1	Kamieniecki	Fernandez	29-19	1/2.5				2:54

MAY RECORD: 16-9

49	6/1	R/N	W	Sox 5, NY 4	Cook (R)	Wickman (R)	30-19	1/2.5				3:20
50	6/3	R/N	W	Sox 4, Bal 2	Bere	Fernandez (C)	31-19	1/2.5				3:04
51	6/4	R/N	W	Sox 7, Bal 1	McDowell	Moyer	32-19	1/2.5				3:05
52	6/5	R/D	L	Bal 8, Sox 5	Eichhorn (R)	Cook (R)	32-20	1/2.0				3:14
53	6/7	H/N	L	Tor 9, Sox 5	Hentgen	Alvarez	32-21	1/2.0	37,184	731,453		3:11
54	6/8	H/D	W	Sox 3, Tor 2	Johnson (R)	Hall (R)	33-21	1/2.0	29,920	761,373		2:54
55	6/9	R/N	L	Min 8, Sox 4	Mahomes	Sanderson	33-22	1/2.0				2:54
56	6/10	R/N	L	Min 8, Sox 6 (10)	Stevens (R)	McCaskill (R)	33-23	1/2.0				2:52
57	6/11	R/N	L	Min 6, Sox 0	Tapani (C)	Fernandez	33-24	1/1.0				2:38
58	6/12	R/D	L	Min 6, Sox 2	Pulido	Alvarez	33-25	T1-				2:53
59	6/13	H/N	W	Sox 1, Oak 0	Bere	Witt (C)	34-25	T1-	30,819	792,192		2:35
60	6/14	H/N	L	Oak 5, Sox 2	Oniveros	Sanderson	34-26	2/1-0	25,057	817,249		3:03
61	6/15	H/N	L	Oak 7, Sox 5	Acre (R)	Hernandez (R)	34-27	3-2.0	26,850	844,099		3:20
62	6/16	H/N	L	Cal 6, Sox 5 (10)	Grahe (R)	McCaskill (R)	34-28	3-3.0	31,038	875,137		3:37
63	6/17	H/N	L	Cal 5, Sox 3	Anderson	Hernandez (R)	34-29	3-4.0	33,210	908,347		2:53
64	6/18	H/N	L	Cal 4, Sox 3	Langston	Bere	34-30	3-5.0	42,415	950,762		2:43
65	6/19	H/D	W	Sox 7, Cal 1	Sanderson (C)	Finley	35-30	3-5.0	32,301	983,063		2:30
66	6/20	H/N	L	Tex 12, Sox 6	Honeycutt (R)	Johnson (R)	35-31	3-6.0	33,650	1,016,713		3:51
67	6/21	H/N	W	Sox 5, Tex 4 (10)	Assenmacher (R)	Carpenter (R)	36-31	3-5.0	27,394	1,044,107		3:20
68	6/22	H/D	W	Sox 4, Tex 0	Alvarez	Fajardo	37-31	2-5.0	29,301	1,073,408		2:30
69	6/23	R/N	W	Sox 13, Sea 2	DeLeon (R)	Hibbard	38-31	2-4.5				3:02
70	6/24	R/N	W	Sox 6, Sea 2	Sanderson	Salkeld	39-31	2-4.0				2:53
71	6/25	R/N	W	Sox 2, Sea 1	McDowell (C)	Johnson	40-31	2-3.0				2:22
72	6/26	R/D	W	Sox 8, Sea 7	Fernandez	Davis (R)	41-31	2-2.0				3:26
73	6/28	H/N	L	KC 4, Sox 3	Cone	Alvarez	41-32	2-2.5	31,776	1,105,184		2:40
74	6/29	H/N	W	Sox 7, KC 6	Hernandez (R)	Brewer (R)	42-32	2-1.5	30,434	1,135,618		3:08
75	6/30	H/N	W	Sox 3, KC 2	Sanderson	Gubicza	43-32	2-1.5	30,236	1,165,854		2:58

JUNE RECORD: 14-13

NO.	DATE	H/R		FINAL SCORE	WINNING PITCHER	LOSING PITCHER	REC.	POS. ATTENDANCE		CUM.	TIME
		D/N	W/L					GA	GB HOME		
76	7/1	H/N	W	Sox 8, Mil 0	McDowell (C)	Scanlan	44-32	2/-1.5	26,628	1,192,482	2:45
77	7/2	H/N	W	Sox 5, Mil 0	Fernandez (C)	Eldred (C)	45-32	2/-1.5	41,014	1,233,496	2:18
78	7/3	H/D	L	Mil 9, Sox 2	Miranda	Alvarez	45-33	2/-2.5	33,921	1,267,417	3:15
79	7/4	H/N	W	Sox 3, Mil 2	Hernandez (R)	Bones	46-33	2/-2.5	32,808	1,300,225	3:04
80	7/5	R/D	L	Det 6, Sox 2	Wells (C)	Sanderson	46-34	2/-2.5			2:38
81	7/5	R/N	W	Sox 6, Det 4	McDowell	Gohr	47-34	2/-2.0			3:20
82	7/6	R/N	W	Sox 6, Det 2	Johnson (R)	Henneman (R)	48-34	2/-2.0			3:28
83	7/7	R/D	W	Sox 9, Det 5	Alvarez	Moore	49-34	2/-1.0			3:08
84	7/8	R/N	W	Sox 9, Mil 5	Bere	Miranda	50-34	2/-			3:32
85	7/9	R/N	W	Sox 11, Mil 7	Sanderson	Bones	51-34	2/-			3:52
86	7/10	R/D	W	Sox 7, Mil 2	McDowell	Wegman	52-34	2/-			3:01
87	7/14	H/N	W	Sox 6, Cle 3	Fernandez (C)	Nagy	53-34	1/1.0	36,444	1,336,669	2:36
88	7/15	H/N	L	Cle 3, Sox 2	Clark	McDowell	53-35	2/-	38,686	1,375,355	2:43
89	7/16	H/N	L	Cle 2, Sox 0	Martinez	Alvarez	53-36	2/-1.0	42,710	1,418,065	2:46
90	7/17	H/D	W	Sox 5, Cle 2	Bere	Morris	54-36	2/-	41,986	1,460,051	3:07
91	7/18	H/N	W	Sox 10, Det 9 (13)	McCaskill (R)	Davis (R)	55-36	1/1.0	41,860	1,501,911	4:06
92	7/19	H/N	W	Sox 10, Det 5	Fernandez	Belcher	56-36	1/1.0	31,367	1,533,278	3:02
93	7/20	H/D	W	Sox 3, Det 0	McDowell (C)	Wells	57-36	1/2.0	38,095	1,571,373	2:24
94	7/21	R/N	W	Sox 6, Cle 5	Alvarez	Martinez	58-36	1/3.0			3:08
95	7/22	R/N	L	Cle 9, Sox 8	Morris	Sanderson (R)	58-37	1/2.0			3:30
96	7/23	R/D	L	Cle 11, Sox 2	Grimsley	Ruffcorn	58-38	1/1.0			3:01
97	7/24	R/D	W	Sox 4, Cle 2	Fernandez	Nagy	59-38	1/2.0			2:52
98	7/25	R/N	L	KC 6, Sox 4 (12)	Pichardo (R)	Hernandez (R)	59-39	1/1.5			3:41
99	7/26	R/N	L	KC 3, Sox 2	Gordon	Alvarez	59-40	1/1.0			2:54
100	7/27	R/N	L	KC 4, Sox 1	Meacham (R)	McCaskill (R)	59-41	1/0.5			2:52
101	7/28	R/N	L	KC 5, Sox 3	Cone	Ruffcorn	59-42	2/-1.0			2:46
102	7/29	H/N	W	Sox 5, Sea 4	Fernandez	King (R)	60-42	2/-	41,218	1,612,591	3:03
103	7/30	H/N	W	Sox 4, Sea 2	McDowell (C)	Boskie	61-42	1/1.0	42,300	1,654,891	2:43
104	7/31	H/D	W	Sox 8, Sea 1	Alvarez	Converse	62-42	1/2.0	42,507	1,697,398	2:33

JULY RECORD: 19-10

105	8/2	R/N	W	Sox 6, Tex 2	Bere	Rogers	63-42	1/2.5			3:16	
106	8/3	R/N	L	Tex 11, Sox 8	Oliver (R)	McCaskill (R)	63-43	1/1.5			3:31	
107	8/4	R/N	L	Tex 4, Sox 1	Bohanon	McDowell (C)	63-44	1/0.5			2:34	
108	8/5	R/N	L	Cal 5, Sox 3	Finley	Alvarez	63-45	T1/-			3:22	
109	8/6	R/N	W	Sox 16, Cal 10 (10)	Hernandez (R)	Leiter (R)	64-45	1/0.5			4:30	
110	8/7	R/D	W	Sox 10, Cal 5 (12)	DeLeon (R)	Magrane (R)	65-45	1/1.0			4:27	
111	8/8	R/N	W	Sox 2, Oak 1	McDowell (C)	Vosberg (R)	66-45	1/1.0			3:27	
112	8/9	R/N	L	Oak 4, Sox 2	Briscoe (R)	Alvarez	66-46	1/1.0			2:57	
113	8/10	R/D	W	Sox 2, Oak 1	Bere	Ontiveros (C)	67-46	1/1.0			3:37	
114	8/12	H/N	Min		Season postponed due to strike by the Players Association.							
115	8/13	H/N	Min									
116	8/14	H/D	Min									
117	8/15	H/N	Min									
118	8/16	H/N	Bos									
119	8/17	H/N	Bos									
120	8/18	H/D	Bos									
121	8/19	R/N	Tor									
122	8/20	R/N	Tor									
123	8/21	R/D	Tor									
124	8/22	R/N	Bal									
125	8/23	R/N	Bal									
126	8/24	R/D	Bal									
127	8/25	H/N	Tor									
128	8/26	H/N	Tor									
129	8/27	H/N	Tor									
130	8/28	H/D	Tor									
131	8/30	H/N	Bal									
132	8/31	H/N	Bal									

AUGUST RECORD: 5-4

133	9/1	H/N	Bal		Season postponed due to strike by the Players Association.							
134	9/2	H/N	NY									
135	9/3	H/N	NY									
136	9/4	H/N	NY									
137	9/5	R/N	Bos									
138	9/6	R/N	Bos									
139	9/7	R/N	Bos									
140	9/9	R/N	NY									
141	9/10	R/D	NY									
142	9/11	R/D	NY									
143	9/12	R/N	Min									
144	9/13	R/N	Min									
145	9/14	R/N	Min									
146	9/15	H/N	Oak									
147	9/16	H/N	Oak									
148	9/17	H/N	Oak									
149	9/18	H/D	Oak									
150	9/19	H/N	Cal									
151	9/20	H/N	Cal									
152	9/21	H/D	Cal									
153	9/22	H/N	Tex									
154	9/23	H/N	Tex									
155	9/24	H/N	Tex									
156	9/25	H/D	Tex									
157	9/27	R/N	Sea									
158	9/28	R/N	Sea									
159	9/29	R/D	Sea									
160	9/30	R/N	KC									

SEPTEMBER RECORD: NO GAMES PLAYED

161	10/1	R/N	KC		Season postponed due to strike by the Players Association.							
162	10/2	R/D	KC									

OCTOBER RECORD: NO GAMES PLAYED

HITTING

Batting Category Leaders

Average	Frank Thomas	.353
Hits	Frank Thomas	141
Runs Batted In	Frank Thomas	101
Runs Scored	Frank Thomas	106
Doubles	Frank Thomas	34
Triples	Lance Johnson	14
Home Runs	Frank Thomas	38
Multiple-Hit Games	Julio Franco	42
Extra-Base Hits	Frank Thomas	73
Total Bases	Frank Thomas	291
Slugging Percentage	Frank Thomas	.729
On-Base Percentage	Frank Thomas	.487
Games Played	Frank Thomas	113
Walks	Frank Thomas	109
Strikeouts	Julio Franco	75
Hit By Pitches	Julio Franco	5
Sacrifice Bunts	Joey Cora	11
Sacrifice Flies	Robin Ventura	8
Stolen Bases	Lance Johnson	26
Caught Stealing	Lance Johnson	6

Final Batting Statistics

BATTER	AVG	G	AB	R	H	2B	3B	HR	RBI	SH	SF	HP	BB	SO	SB	CS	DP	E
Cora, J.	.276	90	312	55	86	13	4	2	30	11	5	2	38	32	8	4	8	8
Franco, J.	.319	112	433	72	138	19	2	20	98	0	5	5	62	75	8	1	14	3
Grebeck, C.	.309	35	97	17	30	5	0	0	5	3	0	1	12	5	0	0	1	2
Gullen, O.	.288	100	365	48	105	9	5	1	39	7	4	0	14	35	5	4	5	16
Hall, J.	.393	17	28	6	11	3	0	1	5	0	0	1	2	4	0	0	2	1
Howitt, D.	.357	10	14	4	5	3	0	0	0	0	0	0	1	7	0	0	1	0
Jackson, D.	.312	104	369	43	115	17	3	10	51	2	2	3	27	56	7	1	5	1
Johnson, L.	.277	106	412	56	114	11	14	3	54	0	3	2	26	23	26	6	8	0
Karkovice, R.	.213	77	207	33	44	9	1	11	29	2	3	0	36	68	0	3	0	3
LaValliere, M.	.281	59	139	6	39	4	0	1	24	9	3	1	20	15	0	2	4	3
Martin, N.	.275	45	131	19	36	7	1	1	16	3	2	0	9	16	4	2	2	2
Melvin, B.	.158	11	19	3	3	0	0	0	1	1	0	0	1	4	0	0	1	0
Newson, W.	.255	63	102	16	26	5	0	2	7	2	0	0	14	23	1	0	3	1
Pasqua, D.	.217	11	23	2	5	2	0	2	4	0	0	0	0	9	0	0	1	4
Raines, T.	.266	101	384	80	102	15	5	10	52	4	3	1	61	43	13	0	10	4
Saenz, O.	.143	5	14	2	2	0	1	0	0	1	0	0	0	5	0	0	1	0
Thomas, F.	.353	113	399	106	141	34	1	38	101	0	7	2	109	61	2	3	15	7
Tingley, R.	.000	5	5	0	0	0	0	0	0	0	0	0	0	2	0	0	0	0
Ventura, R.	.282	109	401	57	113	15	1	18	78	2	8	2	61	69	3	1	8	20
Zupcic, B.	.205	32	88	10	18	4	1	1	8	4	1	0	4	16	0	0	2	0
PITCHERS	.000	113	0	0	0	0	0	0	0	0	0	0	0	0	0	0	0	4
TOTALS	.287	113	3942	633	1133	175	39	121	602	51	46	20	497	568	77	27	91	79

* Led League

Final Home Batting Statistics

BATTER	AVG	G	AB	R	H	2B	3B	HR	RBI	SH	SF	HP	BB	SO	SB	CS	DP	E
Cora, J.	.324	40	139	31	45	7	2	2	15	1	5	1	17	15	5	2	2	4
Franco, J.	.359	52	198	29	71	12	0	10	52	0	2	0	25	24	6	0	7	2
Grebeck, C.	.311	16	45	6	14	3	0	0	2	1	0	1	5	2	0	0	1	0
Gullen, O.	.250	46	164	20	41	4	3	0	20	3	2	0	7	13	2	1	2	10
Hall, J.	.381	9	21	4	8	1	0	1	4	0	0	0	1	3	0	0	2	1
Howitt, D.	.143	6	7	1	1	1	0	0	0	0	0	0	1	5	0	0	0	0
Jackson, D.	.346	50	162	24	56	11	1	4	24	2	1	2	11	19	3	0	1	0
Johnson, L.	.254	51	201	26	51	7	5	1	22	0	1	1	13	9	8	2	4	0
Karkovice, R.	.226	41	106	12	24	6	1	6	19	2	2	0	16	34	0	2	0	1
LaValliere, M.	.279	25	61	2	17	1	0	0	7	3	0	0	7	7	0	1	0	1
Martin, N.	.274	21	62	9	17	3	1	0	6	2	0	0	3	10	2	0	1	1
Melvin, B.	.250	2	4	1	1	0	0	0	0	0	0	0	0	1	0	0	0	0
Newson, W.	.240	31	50	9	12	2	0	2	5	1	0	0	5	12	1	0	2	0
Pasqua, D.	.286	4	7	1	2	1	0	1	3	0	0	0	0	2	0	0	0	1
Raines, T.	.282	46	168	36	44	5	2	5	18	4	2	0	29	19	6	0	3	2
Saenz, O.	.167	2	6	1	1	0	0	0	0	1	0	0	0	2	0	0	0	0
Thomas, F.	.385	53	179	53	69	12	1	22	50	0	3	1	52	24	1	3	6	1
Tingley, R.	.000	4	3	0	0	0	0	0	0	0	0	0	0	1	0	0	0	0
Ventura, R.	.275	51	182	27	50	4	0	8	33	1	3	1	29	35	0	0	4	7
Zupcic, B.	.273	13	33	4	9	2	1	0	4	2	1	0	2	4	0	0	1	0
PITCHERS	.000	53	0	0	0	0	0	0	0	0	0	0	0	0	0	0	0	4
TOTALS	.296	53	1798	296	533	82	17	62	284	23	22	7	223	241	34	11	36	35

Final Road Batting Statistics

BATTER	AVG	G	AB	R	H	2B	3B	HR	RBI	SH	SF	HP	BB	SO	SB	CS	DP	E
Cora, J.	.237	50	173	24	41	6	2	0	15	10	0	1	21	17	3	2	6	4
Franco, J.	.285	60	235	43	67	7	2	10	46	0	3	5	37	51	2	1	7	1
Grebeck, C.	.308	19	52	11	16	2	0	0	3	2	0	0	7	3	0	0	0	2
Guillen, O.	.318	54	201	26	64	5	2	1	19	4	2	0	7	22	3	3	3	6
Hall, J.	.429	8	7	2	3	2	0	0	1	0	0	1	1	1	0	0	0	0
Howitt, D.	.571	4	7	3	4	2	0	0	0	0	0	0	2	0	0	1	0	0
Jackson, D.	.285	54	207	19	59	6	2	6	27	0	1	1	16	37	4	1	4	1
Johnson, L.	.299	55	211	30	63	4	9	2	32	0	2	1	13	14	18	4	4	0
Karkovice, R.	.188	36	101	21	20	3	0	5	10	0	1	0	20	34	0	1	0	2
LaValliere, M.	.282	34	78	4	22	3	0	1	17	6	3	1	13	8	0	1	4	2
Martin, N.	.275	24	69	10	19	4	0	1	10	1	2	0	6	6	2	2	1	1
Melvin, B.	.133	9	15	2	2	0	0	0	1	1	0	0	1	3	0	0	1	0
Newson, W.	.269	32	52	7	14	3	0	0	2	1	0	0	9	11	0	0	1	1
Pasqua, D.	.188	7	16	1	3	1	0	1	1	0	0	0	7	0	0	0	1	3
Raines, T.	.269	55	216	44	58	10	3	5	34	0	1	1	32	24	7	0	7	2
Saenz, O.	.125	3	8	1	1	0	1	0	0	0	0	0	3	0	0	0	1	0
Thomas, F.	.327	60	220	53	72	22	0	16	51	0	4	1	57	37	1	0	9	6
Tingley, R.	.000	1	2	0	0	0	0	0	0	0	0	0	1	0	0	0	0	0
Ventura, R.	.288	58	219	30	63	11	1	10	45	1	5	1	32	34	3	1	4	13
Zupcic, B.	.164	19	55	6	9	2	0	1	4	2	0	0	2	12	0	0	1	0
PITCHERS	.000	60	0	0	0	0	0	0	0	0	0	0	0	0	0	0	0	0
TOTALS	.280	60	2144	337	600	93	22	59	318	28	24	13	274	327	43	16	55	44

Final Designated Hitter Statistics

BATTER	AVG	G	AB	R	H	2B	3B	HR	RBI	SH	SF	HP	BB	SO	SB	CS	DP
Cora, J.	.000	1	0	1	0	0	0	0	0	0	0	0	0	0	0	0	0
Franco, J.	.306	99	385	62	118	15	2	16	85	0	4	5	53	71	7	1	13
Hall, J.	.500	2	2	0	1	0	0	0	0	0	0	0	0	0	0	0	0
Johnson, L.	.000	1	0	0	0	0	0	0	0	0	0	0	0	0	1	0	0
Martin, N.	.000	1	1	0	0	0	0	0	0	0	0	0	0	0	0	0	0
Newson, W.	.000	3	4	1	0	0	0	0	0	0	0	0	1	2	0	0	0
Thomas, F.	.234	13	47	8	11	4	0	2	8	0	1	0	11	9	0	0	2
Zupcic, B.	.000	1	0	0	0	0	0	0	0	0	0	0	0	0	0	1	0
TOTALS	.296	113	439	72	130	19	2	18	93	0	5	5	65	82	8	1	15

Final Pinch-Hitting Statistics

BATTER	AVG	G	AB	R	H	2B	3B	HR	RBI	SH	SF	HP	BB	SO	SB	CS	DP
Cora, J.	.333	9	6	2	2	0	0	0	0	0	0	0	3	2	0	0	0
Grebeck, C.	.000	2	1	0	0	0	0	0	0	0	0	1	0	1	0	0	0
Guillen, O.	.000	2	2	0	0	0	0	0	0	0	0	0	0	1	0	0	0
Hall, J.	.375	9	8	1	3	1	0	0	1	0	0	0	0	2	0	0	0
Howitt, D.	.500	2	2	1	1	0	0	0	0	0	0	0	0	1	0	0	0
Jackson, D.	.375	9	8	2	3	0	0	1	1	0	0	0	1	2	0	0	0
Johnson, L.	.000	3	3	0	0	0	0	0	0	0	0	0	0	1	0	0	0
Karkovice, R.	.000	7	6	0	0	0	0	0	0	0	0	0	1	5	0	0	0
LaValliere, M.	.333	5	3	0	1	0	0	0	0	1	0	0	1	0	0	0	0
Martin, N.	.200	5	5	0	1	1	0	0	2	0	0	0	0	1	0	0	0
Newson, W.	.280	35	25	6	7	4	0	0	2	0	0	0	8	7	0	0	1
Pasqua, D.	.000	3	3	0	0	0	0	0	0	0	0	0	0	1	0	0	0
Raines, T.	.000	7	6	1	0	0	0	0	0	0	0	0	1	1	0	0	0
Thomas, F.	.000	1	1	0	0	0	0	0	0	0	0	0	0	0	0	0	0
Ventura, R.	.000	1	1	0	0	0	0	0	0	0	0	0	0	1	0	0	0
Zupcic, B.	.667	3	3	1	2	0	0	0	2	0	0	0	0	0	0	0	0
TOTALS	.241	113	83	14	20	6	0	1	8	1	0	1	15	26	0	0	1

Home Run/Multihit/MultiRBI Chart

HOME RUN BREAKDOWN					MULTIHIT GAMES					MULTIRBI GAMES							
PLAYER	1R	2R	3R	GS Total	Last HR	2H	3H	4H	5H	Total	2Bi	3Bi	4Bi	5Bi	6Bi	Total	
Cora	1	1		2	7/17 vs. Cle.	20	4			24	4	1	1			6	
Franco	12	5	3	20	8/6 at Cal.	32	8	2		42	16	10		3		29	
Grebeck				0		5	2			7	1					1	
Guillen		1		1	6/23 at Sea.	22	5	2		29	4	1	1			6	
Hall	1			1	4/12 vs. N.Y.					2	1					1	
Howitt				0			1			1						0	
Jackson	5	1	3	10	7/20 vs. Det.	20	6	1		27	5	3		2		10	
Johnson	1		1	3	8/4 at Tex.	26	2	2		30	3	3	1	1		8	
Karkovice	7	1	2	11	7/14 vs. Cle.	6				6	1	2	2			5	
LaValliere		1		1	8/7 at Cal.	6	1			7	6	1				7	
Martin			1	1	6/4 at Bal.	7	3			10	1	1	1			3	
Melvin				0						0						0	
Newson	2			2	6/14 vs. Oak.	2				2						0	
Pasqua	1		1	2	4/25 vs. Mil.					0		1				1	
Raines	5	4	1	10	7/22 at Cle.	22	7	1		30	8	2	2			12	
Saenz				0						0						0	
Thomas	25	10	2	1	38	8/6 at Cal.	28	7	3	38	17	5	1	2		25	
Tingley				0						0						0	
Ventura	10	4	3	1	18	8/5 at Cal.	22	8	1	31	13	5	2	1		21	
Zupcic	1			1	7/8 at Mil.	4				4	1					1	
TOTAL	70	28	17	6	121	8/7 at Cal.	222	56	12	0	290	81	35	11	9	0	136

PITCHING

Pitching Category Leaders

Wins	Wilson Alvarez, Jason Bere	12
Losses	Jack McDowell	9
Earned Run Average	Wilson Alvarez	3.45
Games	Roberto Hernandez	45
Starts	Jack McDowell	25
Complete Games	Jack McDowell	6
Shutouts	Alex Fernandez	3
Saves	Roberto Hernandez	14
Innings	Jack McDowell	181.0
Hits	Jack McDowell	186
Runs	Alex Fernandez	83
Earned Runs	Jack McDowell	75
Home Runs	Alex Fernandez	25
Walks	Jason Bere	80
Strikeouts	Jason Bere, Jack McDowell	127
Wild Pitches	Jack McDowell	4
Hit Batsmen	Jose DeLeon	6

Final Pitching Statistics

PITCHER	ERA	W	L	G	GS	CS	SHO	SV	IP	AB	H	R	ER	HR	HB	BB	SO	WP	AVG
Alvarez, W.	3.45	12	8	24	24	2	1	0	161.2	611	147	72	62	16	0	62	108	3	.241
Assenmacher, P.	3.55	1	2	44	0	0	0	1	33.0	116	26	13	13	2	1	13	29	1	.224
Bere, J.	3.81	12	2	24	24	0	0	0	141.2	519	119	65	60	17	1	80	127	2	.229
Cook, D.	3.55	3	1	38	0	0	0	0	33.0	126	29	17	13	4	0	14	26	0	.230
DeLeon, J.	3.36	3	2	42	0	0	2	0	67.0	240	48	28	25	5	6	31	67	1	.200
Fernandez, A.	3.86	11	7	24	24	4	3	0	170.1	651	163	83	73	25	1	50	122	3	.250
Hammaker, A.	0.00	0	0	2	0	0	0	0	1.1	5	1	0	0	0	0	0	1	1	.200
Hernandez, R.	4.91	4	4	45	0	0	14	47.2	185	44	29	26	5	1	19	50	1	.238	
Johnson, D.	6.57	2	1	15	0	0	0	0	12.1	49	16	9	9	2	0	11	7	0	.327
McCaskill, K.	3.42	1	4	40	0	0	3	52.2	202	51	22	20	6	0	22	37	1	.252	
McDowell, J.	3.73	10	9	25	#25	6	2	0	181.0	700	186	62	75	12	5	42	127	4	.266
Ruffcorn, S.	12.79	0	2	2	2	0	0	0	6.1	33	15	11	9	1	0	5	3	0	.455
Sanderson, S.	5.09	8	4	18	14	1	0	0	92.0	371	110	57	52	20	2	12	36	0	.296
Schwarz, J.	6.35	0	0	9	0	0	0	0	11.1	44	9	10	8	0	0	16	14	2	.205
TOTALS	3.96	67	46	113	113	13	9	20	1011.1	3852	964	498	445	115	17	377	754	19	.250

Tied for League Lead

Final Home Pitching Statistics

PITCHER	ERA	W	L	G	GS	CS	SHO	SV	IP	AB	H	R	ER	HR	HB	BB	SO	WP	AVG
Alvarez, W.	3.11	6	4	12	12	2	1	0	84.0	315	71	31	29	7	0	22	56	1	.225
Assenmacher, P.	4.40	1	2	20	0	0	0	1	14.1	54	13	7	7	0	1	4	13	1	.241
Bere, J.	3.84	5	1	12	12	0	0	0	72.2	262	60	35	31	7	0	42	62	1	.229
Cook, D.	2.76	1	0	14	0	0	0	0	16.1	61	12	8	5	1	0	4	12	0	.197
DeLeon, J.	4.40	0	2	14	0	0	0	0	28.2	108	23	15	14	5	2	10	29	0	.217
Fernandez, A.	2.23	8	1	11	11	4	3	0	88.2	328	70	27	22	10	0	17	72	0	.213
Hernandez, R.	4.79	2	2	20	0	0	7	20.2	82	21	11	11	2	0	8	20	0	.256	
Johnson, D.	9.64	1	1	5	0	0	0	0	4.2	18	5	5	5	2	0	5	1	0	.278
McCaskill, K.	2.01	1	1	16	0	0	1	22.1	83	17	5	5	1	0	7	17	0	.205	
McDowell, J.	3.38	5	4	12	12	3	2	0	88.0	346	93	38	33	4	3	19	59	2	.269
Sanderson, S.	3.34	4	1	6	6	1	0	0	35.0	139	38	17	13	4	1	4	12	0	.273
Schwarz, J.	8.22	0	0	6	0	0	0	0	7.2	29	7	7	7	0	0	12	8	1	.241
TOTALS	3.39	34	19	53	53	10	9	8	483.0	1823	430	206	182	43	7	153	361	6	.236

Final Road Pitching Statistics

PITCHER	ERA	W	L	G	GS	CS	SHO	SV	IP	AB	H	R	ER	HR	HB	BB	SO	WP	AVG
Alvarez, W.	3.82	6	4	12	12	0	0	0	77.2	296	76	41	33	9	0	40	52	2	.257
Assenmacher, P.	2.89	0	0	24	0	0	1	18.2	62	13	6	6	2	0	9	16	0	.210	
Bere, J.	3.78	7	1	12	12	0	0	0	69.0	257	59	30	29	10	1	38	65	1	.230
Cook, D.	4.32	2	1	24	0	0	0	0	16.2	65	17	9	8	3	0	10	14	0	.262
DeLeon, J.	2.58	3	0	26	0	0	2	38.1	134	25	13	11	0	4	21	38	1	.187	
Fernandez, A.	5.62	3	6	13	13	0	0	0	81.2	323	93	56	51	15	1	33	50	3	.288
Hammaker, A.	0.00	0	0	2	0	0	0	0	1.1	5	1	0	0	0	0	0	1	1	.200
Hernandez, R.	5.00	2	2	25	0	0	7	27.0	103	23	18	15	3	1	11	30	1	.223	
Johnson, D.	4.70	1	0	10	0	0	0	0	7.2	31	11	4	4	0	0	6	6	0	.355
McCaskill, K.	4.45	0	3	24	0	0	2	30.1	119	34	17	15	5	0	15	20	1	.286	
McDowell, J.	4.06	5	5	13	13	3	0	0	93.0	354	93	44	42	8	2	24	68	2	.263
Ruffcorn, S.	12.79	0	2	2	2	0	0	0	6.1	33	15	11	9	1	0	5	3	0	.455
Sanderson, S.	6.16	4	3	12	8	0	0	0	57.0	232	72	40	39	16	1	8	24	0	.310
Schwarz, J.	2.45	0	0	3	0	0	0	0	3.2	15	2	3	1	0	0	4	6	1	.133
TOTALS	4.48	33	27	60	60	3	0	12	528.1	2029	534	292	263	72	10	224	393	13	.263

Starting Pitching (Statistics As Starters Only)

Name	W-L	ERA	GS	CG	SHO	IP	H	R	ER	HR	BB	SO	OPP AVG
Alvarez	12-8	3.45	24	2	1	161.2	147	72	62	16	62	108	.241
Bere	12-2	3.81	24	0	0	141.2	119	65	60	17	80	127	.229
Fernandez	11-7	3.86	24	4	3	170.1	163	83	73	25	50	122	.250
McDowell	10-9	3.73	25	6	2	181.0	186	82	75	12	42	127	.266
Ruffcorn	0-2	12.79	2	0	0	6.1	15	11	9	1	5	3	.455
Sanderson	8-3	4.79	14	1	0	82.2	99	49	44	15	10	34	.294
White Sox	53-31	3.91	113	13	6	743.2	729	362	323	86	249	521	.256

Relief Pitching (Statistics As Relievers Only)

Name	W-L	ERA	G	GF	SV	IP	H	R	ER	HR	BB	SO	OPP AVG
Assenmacher	1-2	3.55	44	11	1	33.0	26	13	13	2	13	29	.224
Cook	3-1	3.55	38	8	0	33.0	29	17	13	4	14	26	.230
DeLeon	3-2	3.36	42	11	2	67.0	48	28	25	5	31	67	.200
Hammaker	0-0	0.00	2	0	0	1.1	1	0	0	0	0	1	.200
Hernandez	4-4	4.91	45	43	14	47.2	44	29	26	5	19	50	.238
D. Johnson	2-1	6.57	15	4	0	12.1	16	9	9	2	11	7	.327
McCaskill	1-4	3.42	40	18	3	52.2	51	22	20	6	22	37	.252
Sanderson	0-1	7.71	4	0	0	9.1	11	8	8	5	2	2	.324
Schwarz	0-0	6.35	9	5	0	11.1	9	10	8	0	16	14	.205
White Sox	14-15	4.10	113	100	20	267.2	235	136	122	29	128	233	.235

Name	SV-OPP	PCT	HOLDS	ENTERED GAME			INHERITED RUNNERS		
				AHEAD	TIED	BEHIND	SCORED	TOTAL	PCT
Assenmacher	1-3	33.3	14	25	5	14	5	29	17.2
Cook	0-1	0.0	3	11	4	23	9	38	23.7
DeLeon	2-4	50.0	5	14	7	21	10	32	31.3
Hammaker	0-0	0.0	1	2	0	0	0	2	0.0
Hernandez	14-20	70.0	0	34	3	8	8	17	47.1
Johnson	0-0	0.0	2	8	1	6	8	11	72.7
McCaskill	3-6	25.0	8	24	7	9	10	23	43.5
Sanderson	0-0	0.0	1	2	0	2	0	6	0.0
Schwarz	0-0	0.0	0	3	0	6	3	5	60.0
White Sox	20-34	58.8	34	123	27	89	53	163	32.9

1994 REVIEW

FIELDING

Final AL Team Fielding

Team	PCT	G	PO	A	E	TC	DP	TP	PB
Baltimore	.986	112	2993	1127	57	4177	103	0	5
California	.983	115	3081	1196	76	4353	110	0	11
Minnesota	.982	113	3015	1186	75	4276	99	0	5
New York	.982	113	3059	1326	80	4465	122	0	10
Kansas City	.982	115	3095	1253	80	4428	102	1	5
Boston	.981	115	3088	1193	81	4362	124	1	16
Chicago	.981	113	3034	991	79	4104	91	0	12
Detroit	.981	115	3054	1261	82	4397	90	0	8
Milwaukee	.981	115	3108	1302	85	4495	130	0	11
Toronto	.981	115	3075	1058	81	4214	105	0	14
Cleveland	.980	113	3056	1289	90	4435	119	0	7
Oakland	.979	114	3010	1122	88	4220	105	0	5
Seattle	.977	112	2952	1167	95	4214	102	0	8
Texas	.976	114	3069	1262	106	4437	106	0	9
TOTALS	.981	797	42689	16733	1155	60577	1508	2	126

Sox Fielding By Position

Catchers	PCT	G-GS	PO	A	E	TC	DP	PB
Karkovice	.993	76-61	417	19	3	439	2	6
LaValliere	.991	57-44	305	21	3	329	3	5
Melvin	1.000	11-6	48	0	0	48	0	0
Tingley	1.000	5-2	16	0	0	16	0	1

Catcher Miscellaneous	ER	IC	ERA	CS-ATT	PCT
Karkovice	242	554.2	3.93	13-44	29.5
LaValliere	166	383.1	3.90	15-54	27.8
Melvin	28	54.1	4.64	0-8	0.0
Tingley	9	19.0	4.26	0-3	0.0

First Base	PCT	G-GS	PO	A	E	TC	DP
Franco	.969	14-13	88	7	3	98	9
Howitt	1.000	4-1	11	1	0	12	1
Pasqua	.500	3-0	2	0	2	4	1
Thomas	.991	99-99	735	45	7	787	74
Ventura	1.000	3-0	6	0	0	6	0

Second Base	PCT	G-GS	PO	A	E	TC	DP
Cora	.978	84-74	162	195	8	365	48
Grebeck	.982	14-14	24	32	1	57	4
Martin	.982	28-25	53	59	2	114	10

Third Base	PCT	G-GS	PO	A	E	TC	DP
Grebeck	1.000	7-1	5	5	0	10	2
Martin	1.000	5-1	1	4	0	5	0
Saenz	1.000	5-4	3	5	0	8	0
Ventura	.935	108-107	81	176	18	275	22
Zupcic	1.000	2-0	0	2	0	2	0

Shortstop	PCT	G-GS	PO	A	E	TC	DP
Grebeck	.977	14-11	15	28	1	44	7
Guillen	.959	99-97	139	237	16	392	46
Martin	1.000	6-5	3	14	0	17	1
Ventura	.750	1-0	2	4	2	8	1

Outfielders	PCT	G-GS	PO	A	E	TC	DP
Hall	.917	9-8	11	0	1	12	0
Howitt	1.000	7-2	4	0	0	4	0
Jackson	.996	102-87	223	2	1	226	1
L. Johnson	1.000	103-100	317	1	0	318	1
Martin	1.000	2-0	1	0	0	1	0
Newsom	.979	34-23	46	1	1	48	1
Pasqua	.867	5-5	13	0	2	15	0
Raines	.981	96-92	204	3	4	211	1
Zupcic	1.000	28-21	47	2	0	49	0

Pitchers	PCT	G-GS	PO	A	E	TC	DP
Alvarez	1.000	24-24	6	13	0	19	1
Assenmacher	1.000	44-0	2	5	0	7	2
Bere	.913	24-24	9	12	2	23	1
Cook	1.000	38-0	2	2	0	4	0
DeLeon	1.000	42-0	1	6	0	7	0
Fernandez	.982	24-24	16	39	1	56	4
Hammaker	.000	2-0	0	0	0	0	0
Hernandez	.667	45-0	0	2	1	3	0
D. Johnson	1.000	15-0	0	1	0	1	0
McCaskill	1.000	40-0	4	8	0	12	0
McDowell	1.000	25-25	8	23	0	31	0
Ruffcorn	.000	2-2	0	0	0	0	0
Sanderson	1.000	18-14	4	17	0	21	1

ATTENDANCE NOTES

	Dates	Attendance	Average
Home	53	1,697,398	32,026
Road	59	1,820,645	30,858
Total	112	3,518,043	31,411

Record in Starts

By Batting Order


- 1st** — Raines (27-20), Cora (15-12), Martin (16-8), Johnson (9-5), Zupcic (0-1).
2nd — Raines (29-16), Cora (24-21), Grebeck (6-4), Zupcic (7-3), Martin (1-2).
3rd — Thomas (67-45), Newson (0-1).
4th — Franco (66-46), Newson (1-0).
5th — Ventura (64-43), Jackson (2-3), Newson (1-0).
6th — Jackson (50-34), Newson (11-5), Pasqua (2-3), Howitt (2-1), Zupcic (1-2), Johnson (1-0), Saenz (0-1).
7th — Johnson (50-35), Hall (5-2), Zupcic (3-4), Grebeck (6-0), Martin (1-0), Saenz (1-1), Newson (1-3), Raines (0-1).
8th — Karkovice (35-26), LaValliere (28-15), Melvin (3-3), Tingley (1-1), Hall (0-1).
9th — Guillen (57-40), Grebeck (6-3), Martin (3-0), Zupcic (1-0), Cora (0-2), LaValliere (0-1).

By Position

- C** — Karkovice (35-26), LaValliere (28-16), Melvin (3-3), Tingley (1-1).
1B — Thomas (61-38), Franco (6-7), Howitt (0-1).
2B — Cora (40-34), Martin (15-10), Grebeck (12-2).
SS — Guillen (56-41), Grebeck (6-5), Martin (5-0).
3B — Ventura (64-43), Saenz (2-2), Martin (1-0), Grebeck (0-1).
LF — Raines (56-36), Zupcic (8-6), Hall (3-3), Newson (0-1).
CF — Johnson (60-40), Jackson (7-6).
RF — Jackson (44-30), Newson (13-9), Zupcic (4-4), Pasqua (2-3), Hall (2-0), Howitt (2-0).
DH — Franco (60-40), Thomas (6-6), Newson (1-0).
P — McDowell (12-13), Fernandez (14-10), Alvarez (14-10), Bere (17-7), Sanderson (10-4), Ruffcorn (0-2).




Home run hero.



Over 500 round-trippers every
business day from Chicago.
Nobody brings 'em home like
United and United Express.[®]
Come fly Chicago's hometown airline.
Come fly our friendly skies.

 **UNITED AIRLINES**
The official airline of the Sox.

HISTORY



HISTORY

Center fielder Lance Johnson is the first player in major-league history to lead his league in triples four consecutive seasons.

SIGNIFICANT DATES

- November 20, 1893* At a meeting held in the Grand Hotel Indianapolis, the Western League is formally organized. Charles Comiskey nominates Ban Johnson for president of the league. The Sioux City franchise is awarded to a local businessman named H. H. Drale. A year later Comiskey's contract with the Cincinnati Redlegs expires. At the behest of Ban Johnson, Charles Comiskey purchases the Sioux City team and moves it to St. Paul.
- October 11, 1899* The American League is christened in Chicago, amid rumors that the St. Paul club will transfer to the south side.
-
- March 21, 1900* An agreement is signed which lands the St. Paul Saints in Chicago.
- April 2, 1900* Playing as the Chicago team for the first time, the White Stockings defeat the University of Illinois, 10-9, in Champaign. Roy Patterson is the victor.
- April 21, 1900* The Chicago White Sox play their first game in a small wooden ballpark located at 39th and Princeton. The Sox lose to Milwaukee, 5-4.
- April 22, 1900* The Sox defeat the Brewers, 5-3, behind Roger Denzer for the club's first victory.
- September 12, 1900* The White Sox clinch the 1900 pennant by defeating the Cleveland Blues, 12-4, in Chicago.
- January 28, 1901* Meeting in closed door sessions in Chicago, the American League drafts a 140-game schedule and declares itself to be a second Major League.
- April 24, 1901* The first "official" American League game is played in Chicago with Roy Patterson defeating Cleveland, 8-2.
- September 21, 1901* Even though they lose in Philadelphia, the White Sox capture their second consecutive American League pennant. For the season they draw 354,350 fans to the tiny South Side grounds, nearly 150,000 more than their crosstown rivals. Chicago plays a team of AL All-Stars led by Nap Lajoie in the postseason "All-American Series." The Sox split the games.
- September 20, 1902* Nixey Callahan fires the first Sox no-hitter against the Detroit Tigers.
- June 9, 1903* The White Sox are incorporated under Illinois law with \$5,000 capital.
- May 12, 1904* Ed Walsh makes his major-league debut in Philadelphia.
- June 5, 1904* Fielder Jones replaces Nixey Callahan as manager.
- October 2, 1904* Doc White's streak of 45 consecutive scoreless innings is snapped by the New York Highlanders in Chicago.
- August 23, 1906* The White Sox win their 19th successive game, downing the Washington Senators, 4-1, behind pitcher Roy Patterson.
- October 14, 1906* The Sox claim the only all-Chicago World Series, defeating the Cubs, 8-3, in the finale to win four of the six meetings.
- October 5, 1908* Ed Walsh wins his 40th game of the season, downing Detroit, 6-1. His win total remains a Chicago single-season record.
- January 19, 1909* Charles Comiskey purchases a tract of land near the corner of 35th and Shields from Roxanna Bowen, a descendant of former Chicago Mayor John Wentworth. Later that year, architect Zachary Taylor Davis is commissioned to design a spacious ballpark for the White Sox on the site.
- October 6, 1909* Davis submits his proposed ballpark design to Comiskey for approval.
-
- March 17, 1910* The cornerstone of Comiskey Park is laid on St. Patrick's Day.
- June 27, 1910* The Sox play for the last time at the 39th St. Grounds, losing to Cleveland, 7-2.
- July 1, 1910* Comiskey Park opens to a packed house but the Sox lose to St. Louis, 2-0.
- August 11, 1912* Hall-of-Fame catcher Ray Schalk makes his debut, collecting one single in three at-bats against Philadelphia.

- November 13, 1913* The White Sox and New York Giants begin a celebrated worldwide tour which is highlighted by a special exhibition game before King George of England.
- June 1, 1914* Red Faber begins his 20-year career with the White Sox by losing, 2-1, in a 13-inning decision to the Tigers.
- August 20, 1915* The contract of "Shoeless" Joe Jackson is purchased from Cleveland for \$31,500.
- September 21, 1917* The Sox win the pennant when Red Faber defeats the Red Sox, 2-1, in Boston.
- September 29, 1917* The White Sox defeat the New York Yankees to win their 100th game of the season, a feat unmatched in club history.
- October 15, 1917* Chicago wins its second World Series title by defeating the New York Giants, 4-2.
-
- September 29, 1920* Eight White Sox players are suspended by Charles Comiskey for their part in the 1919 World Series fix.
- August 2, 1921* After only two hours of deliberation, the jury in the "Black Sox" trial returns a verdict of not-guilty, but later the players were banned for life by Judge Kenesaw Mountain Landis.
- April 30, 1922* Rookie pitcher Charlie Robertson hurfs a perfect game at Detroit.
- July 2, 1923* Future Hall-of-Fame pitcher Ted Lyons makes his White Sox pitching debut in relief.
- October 10, 1924* Charles Comiskey and John McGraw kick off a second European barnstorming tour, taking their clubs to London, Dublin, Glasgow, Berlin, Paris and Rome.
- April 20, 1927* The newly-expanded Comiskey Park reopens but the Sox lose to Cleveland, 5-4. The new outfield upper deck accommodates 23,200 additional fans.
- August 20, 1929* Red Faber Day is celebrated at Comiskey Park.
-
- September 10, 1930* Rookie shortstop Luke Appling, destined for the Hall of Fame, makes his major-league debut.
- October 26, 1931* Charles Comiskey dies at his summer resort in Eagle River, Wisconsin, leaving an estate valued at \$1,529,707 to his son J. Louis.
- September 28, 1932* J. Louis Comiskey attempts to rebuild the White Sox by purchasing Jimmy Dykes, Al Simmons, and Mule Haas from the A's for \$150,000.
- July 6, 1933* The first All-Star Game is played in Comiskey Park. The American League prevails behind Lefty Gomez.
- May 15, 1934* Jimmy Dykes replaces Lew Fonseca as Sox manager.
- September 3, 1936* Luke Appling's club-record 27-game hitting streak is ended by Boston's Wes Farrell.
- July 18, 1939* J. Louis Comiskey dies at the age of 56 at the family's Eagle River resort.
- August 14, 1939* The first night game is played in Chicago at Comiskey Park before a crowd of 30,000. The Sox prevail over the Browns by a 5-2 score.
-
- February 29, 1940* A federal judge awards Grace Comiskey, J. Lou's widow, her dower rights and denies the First National Bank of Chicago a petition to seek outside bids to sell the Sox.
- September 15, 1940* Ted Lyons Day is celebrated in Comiskey Park.
- March 4, 1941* Grace Comiskey is elected team president and her daughter, Dorothy Rigney, is appointed secretary.
- August 13, 1943* Luke Appling collects his 2,000th hit against the Red Sox.
- April 28, 1946* Ted Lyons wins the 260th and final game of his major-league career. It is a 4-3 decision over the Browns.
- May 24, 1946* After a club-record 12 years at the helm, Jimmy Dykes resigns as manager. Ted Lyons is appointed to replace him.
- June 8, 1947* Luke Appling Day is celebrated in Comiskey Park.
- July 5, 1947* The American League color barrier is broken in Comiskey Park when young Larry Doby is sent to pinch-hit for the Cleveland Indians.
- July 18, 1948* Pat Seerey slugs four home runs in one game at Philadelphia.
- October 4, 1948* Chuck Comiskey is appointed vice president of the Sox.
- October 8, 1948* Frank Lane is recruited from the Big Ten Conference to replace Les O'Connor as general manager.

- July 11, 1950* The All-Star Game returns to Comiskey Park and the National League wins a 4-3, 13-inning decision. Ewell Blackwell is the winning pitcher.
- October 1, 1950* Luke Appling collects his final hit in an illustrious career that spans 20 seasons and 2,422 games, all in a White Sox uniform.
- 1951 Season* The "Go-Go" era of White Sox baseball dawns as the club draws over 1 million customers for the first time. In May, the team wins 14 consecutive games.
- May 1, 1951* Minnie Minoso makes his White Sox debut, becoming the first black to play for the team. In his first plate appearance, Minoso hits a home run against Vic Raschi of the Yankees.
- September 10, 1954* Manager Paul Richards resigns to accept a position with the Orioles.
- December 16, 1955* Following the announcement of Frank Lane's resignation, Chuck Comiskey, grandson of the "Old Roman," and John Dungan Rigney are elevated to co-general managers.
- October 29, 1956* Al Lopez replaces Marty Marion as manager.
- December 10, 1956* The "grand lady of baseball," Grace Comiskey, dies. Controlling interest in the White Sox is retained by her daughter, Dorothy.
- December 20, 1958* Bill Veeck and his partners gain majority control of the White Sox after a lengthy court battle with the Comiskey heirs.
- April 22, 1959* In one of the strangest games in Sox annals, the club scores 11 runs on one hit in the seventh inning against the A's.
- August 21, 1959* Nellie Fox Day is celebrated at Comiskey Park.
- September 22, 1959* The Sox end a 40-year pennant drought by clinching the American League title at Cleveland.
-
- May 1, 1960* The new scoreboard explodes for the first time when Al Smith hits a two-run home run off Jim Bunning in the first game of a doubleheader.
- June 10, 1961* Due to failing health and other considerations, Bill Veeck sells his White Sox holdings to his former business associate, Arthur Allyn Jr. A year later, Chuck Comiskey sells his minority interest in the team to Allyn.
- July 22, 1962* Floyd Robinson collects six singles in six at-bats against Boston.
- November 11, 1965* Al Lopez resigns as manager.
- 1968-69* To bolster sagging attendance, the White Sox play "home" games at County Stadium in Milwaukee against each AL opponent, going 1-8 in 1968 and 7-4 in 1969.
- 1969 Season* AstroTurf is installed in the Comiskey Park infield. In 1976 it is replaced with natural grass.
- September 24, 1969* Arthur Allyn Jr. sells the White Sox to his brother, John, ending speculation that the Sox will depart for Milwaukee.
-
- July 19, 1970* Luis Aparicio Day is celebrated in Comiskey Park.
- September 2, 1970* Following the club's worst season in history, General Manager Stu Holcomb hires Roland Hemond to rebuild the franchise.
- September 30, 1971* Bill Melton becomes the first Sox player to win the American League home run title when he connects against Milwaukee's Bill Parsons on the last day of the season.
- May 20, 1973* A Sunday doubleheader against the Twins attracts 55,555, a Comiskey Park attendance record.
- December 10, 1975* The American League owners reverse their former position and accept Bill Veeck's bid to purchase the White Sox from John Allyn.
- July 3, 1976* The Sox play Texas and lose, 3-0, in the first morning game in Comiskey Park history. The first pitch is delivered at 10:30 a.m.
- 1977 Season* The White Sox collect a record 192 home runs. The '77 Sox eventually are affectionately dubbed the "South Side Hitmen."
- July 12, 1979* Bill Veeck's celebrated "Disco Demolition Night" results in a forfeit to the Detroit Tigers.
- August 2, 1979* Tony La Russa replaces Don Kessinger as manager.
-
- August 22, 1980* Bill Veeck agrees to sell the White Sox to Edward DeBartolo of Youngstown, Ohio, but the league denies the sale because of DeBartolo's racing holdings.

- January 29, 1981* Jerry Reinsdorf, in concert with Eddie Einhorn, heads a group that purchases the club from Bill Veeck.
- July 6, 1983* Comiskey Park plays host to the golden anniversary All-Star Game 50, years to the day the initial mid-summer classic also was held at Comiskey Park. The American League prevails, 13-3.
- September 17, 1983* The Sox clinch the American League West title at Comiskey Park against Seattle, winning the division by 20 games, a major-league record.
- May 10, 1984* The Sox win the longest game in American League history, 5-4, against Milwaukee at Comiskey Park. Harold Baines ends the two-day, 25-inning marathon with a home run.
- September 26, 1984* Despite a losing season, the Sox close out the year with an attendance of 2,136,988, becoming the first Chicago team to surpass the 2 million mark in consecutive years.
- July 1, 1985* The 75th anniversary of Comiskey Park, the nation's oldest ballpark, is celebrated.
- August 4, 1985* Tom Seaver wins his 300th game before a packed house in Yankee Stadium.
- June 20, 1986* Tony La Russa is fired as Sox manager.
- October 29, 1986* Larry Himes replaces Ken Harrelson as general manager.
- December 5, 1986* The Illinois General Assembly passes funding legislation to build a new home for the White Sox across the street from Comiskey Park.
- July 22, 1987* Harold Baines belts a home run off of Baltimore's Mike Boddicker, which breaks Bill Melton's career team record of 154.
- October, 1987* The Illinois State Senate confirms four gubernatorial appointees to the Illinois Sports Facilities Authority. The vote, in concert with the three previous mayoral appointments, finalizes formation of the body charged with the development of the new White Sox stadium.
- June 30, 1988* At the stroke of midnight, the Illinois General Assembly approves an amended stadium bill ensuring that the club will remain in Chicago. The new stadium is scheduled for a 1991 opening.
- November 3, 1988* Jeff Torborg is named manager of the White Sox.
- May 7, 1989* Mayor Richard M. Daley and Governor James Thompson are among the celebrities who participate in groundbreaking ceremonies for the New Comiskey Park.
- July 17, 1989* Catcher Carlton Fisk notches his 2,000th career hit against New York at Comiskey Park.
- August 20, 1989* Following his trade to Texas, the team retires Harold Baines' uniform No. 3. Baines joins Frank Robinson and Phil Niekro as the only still-active players to have their uniform numbers retired.
-
- April 9, 1990* The final opening day takes place at old Comiskey Park with the White Sox edging the Brewers, 2-1.
- July 1, 1990* Comiskey Park celebrates its 80th birthday and New York pitcher Andy Hawkins hurls a no-hitter, only to lose to the White Sox, 4-0.
- July 11, 1990* The White Sox celebrate "Turn Back the Clock Day" at Comiskey Park in honor of the 1917 World Series Champion White Sox.
- August 17, 1990* Carlton Fisk sets the major-league record for home runs by a catcher, cracking No. 328 off Charlie Hough at Texas. Fisk surpasses Johnny Bench's previous mark of 327 and also becomes the Sox's all-time leader with No. 187.
- September 3, 1990* Bobby Thigpen sets a major-league record for saves with his 47th vs. the Royals at Comiskey Park. Thigpen increases his record total to 57 by season's end.
- September 29, 1990* The last night game at old Comiskey Park is played with the White Sox downing Seattle, 5-2.
- September 30, 1990* The final game at old Comiskey Park takes place and the White Sox edge Seattle, 2-1. The final regular-season won-loss record at old Comiskey Park is 3,024-2,926 (.508).
- November 5, 1990* Ron Schueler is hired as senior vice president of major league operations.
- April 18, 1991* New Comiskey Park opens before a sell-out crowd of 42,191 as the Tigers cruise past the White Sox, 16-0.

- April 22, 1991* Frank Thomas hits the first White Sox home run in new Comiskey Park as the Sox defeat Baltimore, 8-7, in the first night contest in the new ballpark.
- July 22, 1991* Former White Sox owner Bill Veeck is inducted into the National Baseball Hall of Fame in Cooperstown, N.Y.
- August 11, 1991* Left-hander Wilson Alvarez throws a no-hitter in his first start with the White Sox and second as a major leaguer. The Sox beat the Baltimore Orioles, 7-0, at Memorial Stadium.
- 1991 Season* The White Sox break the franchise's all-time attendance record by attracting 2,934,154 fans to new Comiskey Park.
- October 11, 1991* Jeff Torborg resigns as manager.
- November 26, 1991* Gene Lamont is named White Sox manager.
- May 2, 1992* The Sox pay tribute to former Negro Leagues stars with a pre-game ceremony. The White Sox wear replica hats of the Chicago American Giants in their game with Texas.
- April 9, 1993* Bo Jackson homers with his very first swing of the bat in the club's home opener as he becomes the first major leaguer in history to play with an artificial hip.
- June 22, 1993* Carlton Fisk catches his 2,226th game, breaking Bob Boone's record for games caught in a career.
- August 31, 1993* Tim Lincecum steals his 744th career base, taking over sole possession of fourth on the all-time list. In the same game at New York, Raines becomes the second player in Sox history to homer from both sides of the plate.
- September 1, 1993* Frank Thomas connects on his 38th home run of the season, breaking the club record held by Dick Allen (1972) and Carlton Fisk (1985). Thomas ends the season with 41 home runs.
- September 27, 1993* Bo Jackson hits a three-run home run as the Sox beat Seattle, 4-2, to clinch their first American League West title in 10 seasons.
- August 12, 1994* The Sox lead the American League Central by 1.0 game over Cleveland when the season is postponed due to a strike by the Major League Baseball Players Association. The remainder of the season is canceled due to the strike on September 14.

Home Run Trios

Ron Kittle (35), Greg Luzinski (32) and Carlton Fisk (26) combined for 93 home runs in 1983, the most by any White Sox trio. In 1994, the top three sluggers combined for 76 home runs (Frank Thomas 38, Julio Franco 20 and Robin Ventura 18).

RBI Trios

Zeke Bonura (138), Luke Appling (128) and Jackie Hayes (84) combined to drive in 350 runs in 1935, the most by any White Sox trio. In 1994, Frank Thomas (101), Julio Franco (98) and Robin Ventura (78) combined for 277 RBI.

COMISKEY PARK FACTS

- ◆ Architects: Hellmuth, Obata and Kassabaum, Sports Facility Group, Kansas City, Mo.
- ◆ Construction: Gust K. Newberg, Chicago, Ill.
- ◆ Engineers: Flack & Kurtz, Chicago, Ill.
- ◆ Total Construction Cost: \$137 million
- ◆ Height: 135 feet from the roof peak to the playing field
- ◆ Seating Capacity: 44,321
- ◆ Fence Distances: left field 347; left center 375, center field 400, right center 375, right field 347.
- ◆ Outfield wall is 8 feet high
- ◆ Comiskey Park is the first new sports facility in Chicago since Chicago Stadium opened in 1929.
- ◆ Comiskey Park was the first new baseball-only stadium since Royals Stadium opened in 1972 (Oriole Park at Camden Yards, home of the Baltimore Orioles, opened in 1992)
- ◆ Ground breaking occurred on May 7, 1989
- ◆ The park officially opened on April 18, 1991
- ◆ 53 companies were represented in work on the ballpark, which included 400,000 man hours and an average of 200 men per day
- ◆ There were approximately 100,000 cubic yards of concrete used in the building process

About The Ballpark

Comiskey Park contains:

- ◆ 1,300,000 square feet of pre-poured forms
- ◆ 52,000 tons of rebar steel
- ◆ 1,000 doors and frames
- ◆ 75 air-handling units
- ◆ 350 louvers creating the circulation of outside air
- ◆ 12 escalators
- ◆ 11 elevators
- ◆ three garbage compactors handling 54 cubic yards of garbage per game day
- ◆ 38 public rest rooms
- ◆ an exploding scoreboard that is loaded manually but is set off by computers
- ◆ a center field scoreboard, 140 feet wide and 80 feet high
- ◆ a Sony JumboTron screen which is 37 feet wide and 26 feet tall
- ◆ stadium lights which have 648 fixtures holding 1,500-watt halogen bulbs
- ◆ five levels (main, club, two suites and upper deck)
- ◆ 3,400 bleacher seats
- ◆ 400 wheelchair-accessible seats
- ◆ a main concourse 40 feet wide
- ◆ a press box featuring two levels
- ◆ a second level of the press box containing eight broadcast booths
- ◆ a service tunnel 24 feet high by an average 16 feet wide and 2/5 miles long
- ◆ a playing field made up of bluegrass sod with eight different blends of grass
- ◆ a base of the field which is made up of four inches of drainage tile, four inches of pea gravel and four inches of sand
- ◆ a field fertilized every two weeks
- ◆ an infield consisting of dirt transported from the original park
- ◆ an average of one soda sold per person per game
- ◆ a Picnic Patio area for pre-game parties
- ◆ six outdoor Pet Check kennels

Concourse Attractions

- ◆ Concession stands feature different ethnic food groups
- ◆ Kids' Corner and the Kids' Gift Shop are located in right center field (age 12 and under)
- ◆ The main Novelty shop, Hall of Fame and cash stations are located behind home plate
- ◆ A baseball card photo booth is located on the third base side
- ◆ Customer service/coat checks are located on each level behind home plate

Ownership And Operations

Comiskey Park is owned by the Illinois Sports Facilities Authority and operated by the Chicago White Sox. Mark W. Peterson is the executive director of the Illinois Sports Facilities Authority, which consists of seven board members:

Alexander R. Lerner, Chairman
Andrew A. Athens
Peter C.B. Bynoe
Richard M. Grad

Joan M. Hall
Joel G. Herter
John Miller

Comiskey Park Firsts

Game: April 18, 1991, vs. Detroit Tigers
Attendance: 42,191, vs. Detroit Tigers (4/18/91)
Pitcher: Jack McDowell, White Sox, vs. Detroit Tigers (4/18/91)
Batter: Tony Phillips, Detroit Tigers (4/18/91)
Plate Umpire: Steve Palermo (4/18/91)
Pitch: Fastball, called a ball (4/18/91)
Winning Pitcher: Frank Tanana, Detroit Tigers (4/18/91)
Losing Pitcher: Jack McDowell, White Sox, vs. Detroit Tigers (4/18/91)
Save: Jerry Don Gleaton, Detroit Tigers (4/20/91)
Hit: Alan Trammell, Detroit Tigers (1st inning, 4/18/91)
Run: Travis Fryman, Detroit Tigers (3rd inning, 4/18/91)
Single: Alan Trammell, Detroit Tigers, off Jack McDowell, White Sox (1st inning, 4/18/91)
Double: John Shelby, Detroit Tigers, off Brian Drahman, White Sox (3rd inning, 4/18/91)
Triple: Tony Phillips, Detroit Tigers, off Ken Patterson, White Sox (4th inning, 4/18/91)
Home Run: Cecil Fielder, Detroit Tigers, off Jack McDowell, White Sox (3rd inning, 4/18/91)
RBI: Alan Trammell, Detroit Tigers (3rd inning, 4/18/91)
Putout: Cory Snyder, White Sox (1st inning, 4/18/91)
Assist: Robin Ventura, White Sox (4th inning, 4/18/91)
Error: Robin Ventura, White Sox (4th inning, 4/18/91)
Stolen Base: Lou Whitaker, Detroit Tigers (1st inning, 4/18/91)
Double Steal: Joey Cora and Tim Lincecum, White Sox (8th inning, 6/18/91)
Caught Stealing: Tony Phillips, Detroit Tigers (3rd inning, 4/20/91)
Two-run Home Run: Rob Deer, Detroit Tigers, off Jack McDowell, White Sox (3rd inning, 4/18/91)
Three-run Home Run: Cecil Fielder, Detroit Tigers, off Jack McDowell, White Sox (3rd inning, 4/18/91)
Grand Slam: Mike Gallego, Oakland Athletics, off Ramon Garcia, White Sox (2nd inning, 5/31/91)
Sacrifice Bunt: Joey Cora, White Sox, vs. Detroit Tigers (10th inning, 4/20/91)
Sacrifice Fly: Matt Merullo, White Sox, vs. New York Yankees (3rd inning, 4/27/91)
Shutout: Frank Tanana, Detroit Tigers (4/18/91)
Walk: Travis Fryman, Detroit Tigers, by Jack McDowell, White Sox (3rd inning, 4/18/91)
Intentional Walk: Dan Pasqua, White Sox, by Mike Henneman, Detroit Tigers (9th inning, 4/20/91)
Strikeout: Tim Lincecum, White Sox, vs. Detroit Tigers (1st inning, 4/18/91)
Hit into Double Play: Tim Lincecum, White Sox, vs. Detroit Tigers (8th inning, 4/18/91)
Hit into Triple Play: None
Balk: Bryan Harvey, California Angels (9th inning, 5/28/91)
Wild Pitch: Melido Perez, White Sox, vs. Detroit Tigers (2nd inning, 4/20/91)
Hit By Pitch: Carlton Fisk, White Sox, by Dave Johnson, Baltimore Orioles (2nd inning, 4/23/91)
Night Game: White Sox vs. Baltimore (4/22/91)
Ejection: Glenallen Hill, Toronto Blue Jays, (9th inning, 5/17/91)
Protested Game: Buck Rogers, California Angels (8th inning, 9/21/91)
Extra-Inning Game: White Sox vs. Detroit Tigers (4/20/91)
Rainout: White Sox vs. Minnesota Twins (10/2/91)
Doubleheader: White Sox vs. Minnesota Twins (10/3/91)
No-Hitter: None
One-Hitter: Alex Fernandez, White Sox vs. Milwaukee Brewers (5/4/92)

Record At Comiskey Park

Since opening Comiskey Park in 1991, the White Sox are 175-122 (.589) at home. The Sox were 34-19 at home in 1994.

POSTSEASON

Game	Site	Score	Winner	Loser
1906 WORLD SERIES				
1	10/9	Chicago-AL White Sox 2 , Cubs 1	Altrock	Brown
2	10/10	Chicago-AL Cubs 7, White Sox 1	Reulbach	White
3	10/11	Chicago-NL White Sox 3 , Cubs 0	Walsh	Pfiester
4	10/12	Chicago-NL Cubs 1, White Sox 0	Brown	Altrock
5	10/13	Chicago-NL White Sox 8 , Cubs 6	Walsh	Pfiester
6	10/14	Chicago-AL White Sox 8 , Cubs 3	White	Brown
1917 WORLD SERIES				
1	10/6	Chicago White Sox 2 , Giants 1	Cicotte	Sallee
2	10/7	Chicago White Sox 7 , Giants 2	Faber	Anderson
3	10/10	New York Giants 2, White Sox 0	Benew	Cicotte
4	10/11	New York Giants 5, White Sox 0	Schupp	Faber
5	10/13	Chicago White Sox 8 , Giants 5	Faber	Sallee
6	10/15	New York White Sox 4 , Giants 2	Faber	Benton
1919 WORLD SERIES				
1	10/1	Cincinnati Reds 9, White Sox 1	Ruether	Cicotte
2	10/2	Cincinnati Reds 4, White Sox 2	Sallee	Williams
3	10/3	Chicago White Sox 3 , Reds 0	Kerr	Fisher
4	10/4	Chicago Reds 2, White Sox 0	Ring	Cicotte
5	10/6	Chicago Reds 5, White Sox 0	Eller	Williams
6	10/7	Cincinnati White Sox 5 , Reds 4	Kerr	Ring
7	10/8	Cincinnati White Sox 4 , Reds 1	Cicotte	Sallee
8	10/9	Chicago Reds 10, White Sox 5	Eller	Williams
1959 WORLD SERIES				
1	10/1	Chicago White Sox 11 , Dodgers 0	Wynn	Craig
2	10/2	Chicago Dodgers 4, White Sox 3	Podres	Shaw
3	10/4	Los Angeles Dodgers 3, White Sox 1	Drysdale	Donovan
4	10/5	Los Angeles Dodgers 5, White Sox 4	Sherry	Staley
5	10/6	Los Angeles White Sox 1 , Dodgers 0	Shaw	Koufax
6	10/8	Chicago Dodgers 9, White Sox 3	Sherry	Wynn
1983 AMERICAN LEAGUE CHAMPIONSHIP SERIES				
1	10/5	Baltimore White Sox 2 , Orioles 1	Hoyt	McGregor
2	10/6	Baltimore Orioles 4, White Sox 0	Boddicker	Bannister
3	10/7	Chicago Orioles 11, White Sox 1	Flanagan	Dotson
4	10/8	Chicago Orioles 3, White Sox 0	T. Martinez	Burns
1993 AMERICAN LEAGUE CHAMPIONSHIP SERIES				
1	10/5	Chicago Blue Jays 7, White Sox 3	Guzman	McDowell
2	10/6	Chicago Blue Jays 3, White Sox 1	Stewart	Fernandez
3	10/8	Toronto White Sox 6 , Blue Jays 1	Alvarez	Hentgen
4	10/9	Toronto White Sox 7 , Blue Jays 4	Belcher	Stottlemyre
5	10/10	Toronto Blue Jays 5, White Sox 3	Guzman	McDowell
6	10/12	Chicago Blue Jays 6, White Sox 3	Stewart	Fernandez

POSTSEASON RECORDS

Club Batting (Series)

At-Bats: 263 (1919 WS)

Runs: 23 (1993 ALCS)

Hits: 59 (1919 WS)

Doubles: 10, three times (1959 WS; 1919 WS; 1906 WS)

Triples: 3, twice (1919 WS; 1906 WS)

Home Runs: 5 (1993 ALCS)

Extra Base Hits: 17 (1919 WS)

Strikeouts: 43 (1993 ALCS)

Walks: 32 (1993 ALCS)

Stolen Bases: 6, twice (1906 WS; 1917 WS)

Left On Base: 52 (1919 WS)

Fewest Left on Base: 33 (1906 WS)

Club Pitching (Series)

Innings Pitched: 71.0 (1919 WS)
Hits: 65 (1993 ALCS)
Fewest Hits: 28 (1983 ALCS)
Most Runs: 35 (1919 WS)
Fewest Runs: 17 (1917 WS)
Earned Runs: 27 (1919 WS)
Fewest Earned Runs: 9 (1906 WS)
Walks: 25 (1919 WS)
Fewest Walks: 6 (1917 WS)
Strikeouts: 36 (1993 ALCS)
Home Runs Allowed: 7 (1959 WS)
Shutouts: 2 (1959 WS)

Club Batting (Single-Game)

At-Bats: 38, twice (1983 ALCS, Game 4; 1919 WS, Game 8)
Runs: 11 (1959 WS, Game 1)
Runs, Inning: 7 (1959 WS, Game 1, 3rd Inning)
Hits: 14, twice (1917 WS, Game 5; 1917 WS, Game 2)
Doubles: 8 (1906 WS, Game 5)
Triples: 2 (1906 WS, Game 2)
Home Runs: 3, three times (1993 ALCS, Game 5; 1993 ALCS, Game 4; 1959 WS, Game 1)
Extra Base Hits: 8 (1906 WS, Game 5)
Strikeouts: 14 (1983 ALCS, Game 2)
Walks: 10 (1993 ALCS, Game 1)
Stolen Bases: 3 (1917 WS, Game 2)
Left On Base: 13 (1993 ALCS, Game 1)
Fewest Left On Base: 3, six times (last 1993 ALCS, Game 5)

Club-Pitching (Single-Game)

Innings Pitched: 10.0, twice (1983 ALCS, Game 4; 1919 WS Game 6)
Hits: 17 (1983 ALCS, Game 1)
Fewest Hits: 2 (1906 WS, Game 3)
Most Runs: 11 (1983 ALCS, Game 3)
Earned Runs: .10 (1983 ALCS, Game 3)
Walks: 9 (1983 ALCS, Game 3)
Fewest Walks: 0, four times (last 1983 ALCS, Game 1)
Strikeouts: 12 (1906 WS, Game 3)
Home Runs Allowed: 3 (1959 WS, Game 6)

Individual Batting (Series)

Batting Average: .444, *Tim Lincecum* (1993 ALCS)*
At-Bats: 34, Buck Weaver (1919 WS)
Runs: 6, Jim Landis (1959 WS)
Hits: 12, *Tim Lincecum* (1993 ALCS)* and Joe Jackson (1919 WS)#
Hitting Streak: 6 games, *Tim Lincecum* (1993 ALCS)
Doubles: 4, Frank Isbell (1906 WS) and Buck Weaver (1919 WS)
Triples: 2, George Rohe (1906 WS)#
Home Runs: 3, Ted Kluszewski (1959 WS)
Extra Base Hits: 5, Buck Weaver (1919 WS)
Total Bases: 19, Ted Kluszewski (1959 WS)
RBI: 10, Ted Kluszewski (1959 WS)#
Walks: 10, *Frank Thomas* (1993 ALCS)*
Stolen Bases: 3, Eddie Collins (1917 WS)
Sacrifice Hits: 4, Happy Felsch (1919 WS)
Sacrifice Flies: 1, twice, Sherm Lollar (1959 WS) and Eddie Collins (1919 WS)

White Sox Clinching Dates

The clinching dates for each White Sox pennant/division title:

October 3, 1906	September 22, 1959
September 21, 1917	September 17, 1983
September 24, 1919	September 27, 1993

Individual Pitching (Series)

Games: 4, four times, last by *Roberto Hernandez* (1993 ALCS) and *Scott Radinsky* (1993 ALCS)
Wins: 3, *Red Faber* (1917 WS)#
Losses: 3, *Lefty Williams* (1919 WS)#
Saves: 1, *Roberto Hernandez* (1993 ALCS)
Complete Games: 2, five times, last by *Dickie Kerr* (1919 WS) and *Ed Cicotte* (1919 WS)
Shutouts: 1, twice, *Dickie Kerr* (1919 WS, Game 3) and *Ed Walsh* (1906 WS, Game 3)
Innings Pitched: 27.0, *Red Faber* (1917 WS)#
Hits: 23, *Eddie Cicotte* (1917 WS)
Runs: 12, *Lefty Williams* (1919 WS)
Earned Runs: 12, *Lefty Williams* (1919 WS)
Walks: 8, *Lefty Williams* (1919 WS)
Strikeouts: 17, *Ed Walsh* (1906 WS)

Individual Batting (Single-Game)

At-Bats: Many with five
Runs: 3, *Jim Landis* (1959 WS, Game 1) and *Frank Isbell* (1906 WS, Game 5)
Hits: 4, *Tim Lincecum* (1993 ALCS, Game 3), *Frank Isbell* (1906 WS, Game 5) and *Ed Hahn* (1906 WS, Game 6)
Doubles: 4, *Frank Isbell* (1906 WS, Game 5)#
Triples: 1, seven times, last by *Lance Johnson* (1993 ALCS, Game 4)
Home Runs: 2, *Ted Kluszewski* (1959 WS, Game 1)
Extra Base Hits: 4, *Frank Isbell*, (1906 WS, Game 5)
Total Bases: 9, *Ted Kluszewski* (1959 WS, Game 1)
RBI: 5, *Ted Kluszewski* (1959 WS, Game 1)
Walks: 4, *Frank Thomas* (1993 ALCS, Game 1)*
Stolen Bases: 2, *Julio Cruz* (1983 ALCS, Game 4), *Rudy Law* (1983 ALCS, Game 2) and *Eddie Collins* (1917 WS, Game 2)
Sacrifice Hits: 2, twice, *Joey Cora* (1993 ALCS, Game 3) and *Bob Shaw* (1959 WS, Game 5)
Sacrifice Flies: 1, twice, *Sherm Lollar* (1959 WS, Game 1) and *Eddie Collins* (1919 WS, Game 6)

Individual Pitching (Single-Game)

Complete Games: 15 times, last by *Wilson Alvarez* (1993 ALCS, Game 3)
Low-hit Complete Game: 2, *Ed Walsh* (1906 WS, Game 3)
Complete-Game Shutouts: twice, *Dickie Kerr* (1919 WS, Game 3) and *Ed Walsh* (1906 WS, Game 3)
Shutouts: 4, last by *Bob Shaw* (7.0), *Billy Pierce* (1.0) and *Dick Donovan* (1.0) (1959 WS, Game 5)
Innings Pitched: 10.0, *Dickie Kerr* (1919 WS, Game 6)
Hits: 13, *Jack McDowell* (1993 ALCS, Game 1)
Runs: 7, *Jack McDowell* (1993 ALCS, Game 1)
Earned Runs: 7, *Jack McDowell* (1993 ALCS, Game 1)
Walks: 6, *Lefty Williams* (1919 WS, Game 2)
Strikeouts: 12, *Ed Walsh* (1906 WS, Game 3)

Relief Pitching (Single-Game)

Innings Pitched: 6.0, twice, *Eddie Cicotte* (1917 WS, Game 5) and *Frank Owen* (1906 WS, Game 2)
Hits: 8, twice, *Bill James* (1919 WS, Game 8) and *Eddie Cicotte* (1917 WS, Game 5)
Runs: 4, *Bill James* (1919 WS, Game 8)
Walks: 4, *Roy Wilkinson*, (1919 WS, Game 8)
Strikeouts: 5, *Jose DeLeon* (1993 ALCS Game 5)

* ALCS Record (Dependent upon length of series)

World Series Record (Dependent upon length of series)

Youngest Championship Series Rotation

The average age of the White Sox ALCS rotation in 1993 was 24.0 years old, the youngest in League Championship history. The rotation of *Jack McDowell* (27), *Alex Fernandez* (24), *Wilson Alvarez* (23) and *Jason Bere* (22) was younger than the 1969 New York Mets and the 1992 Atlanta Braves, both of which averaged 24.3 years old.

ALL-TIME ROSTER

The all-time Chicago White Sox roster contains 1,330 names.

Bold indicates Active in 1994.

A (40)

Abner, Shawn, OF (1992)
Abrams, Cal, OF (1956)
Ackley, Fritz, P (1963-64)
Acosta, Cy, P (1972-74)
Acosta, Jose, P (1922)
Adair, Jerry, IF (1966-67)
Adams, Bobby, IF (1955)
Adams, Doug, C (1969)
Adams, Herb, OF (1948-50)
Adkins, Grady, P (1928-29)
Agee, Tommie, OF (1965-67)
Agosto, Juan, P (1981-86)
Alcock, Scotty, IF (1914)
Allen, Dick, IF-DH (1972-74)
Allen, Hank, IF-OF-C (1972-73)
Allen, Lloyd, P (1974-75)
Allen, Neil, P (1986-87)
Almon, Bill, IF-DH (1981-82)
Aloma, Luis, P (1950-53)
Alomar, Sandy, IF-OF (1967-69)
Altizer, Dave, OF-IF (1909)
Altrock, Nick, P (1903-09)
Alvarado, Luis, IF (1971-74)
Alvarez, Wilson, P (1991-)
Anderson, Harold, OF (1932)
Anderson, John, OF-IF (1908)
Anderson, Larry, P (1977)
Andrews, Mike, IF-DH (1971-73)
Aparicio, Luis, IF (1956-62, '68-70)
Appleton, Peter, P (1940-42)
Appling, Luke, IF (1930-50)
Archdeacon, Maurice, OF (1923-25)
Arias, Rudy, P (1959)
Armbruster, Charles, C (1907)
Arrigo, Jerry, P (1970)
Ash, Ken, P (1925)
Assenmacher, Paul, P (1994)
Atz, Jackie, IF-OF (1907-09)
Autry, Martin "Chick," C (1929-30)
Averill, Earl Jr., C (1960)

B (125)

Bahnsen, Stan, P (1972-75)
Baines, Harold, OF-DH (1980-89)
Baker, Floyd "The Blotter," IF-OF (1945-51)
Baker, Howard, IF (1914-15)
Baker, Jesse, P (1911)
Baldwin, Dave, P (1973)
Bannister, Alan, OF-IF-DH (1976-80)
Bannister, Floyd, P (1983-87)
Barnabe, Charles, P (1927-28)
Barnes, Emile "Red," OF (1930)
Barnes, Richard, P (1982)
Barnes, Robert, P (1924)
Barojas, Salome, P (1982-84)
Barrett, Bill, OF-IF (1923-29)
Barrios, Francisco, P (1974, '76-81)
Barrows, Roland "Cutie," OF (1909-12)
Bartholomew, Les, P (1932)
Battley, Earl, C (1955-59)
Battle, Jim, IF (1927)
Batts, Matt, C (1954)
Baumann, Frank, P (1960-64)
Baumer, Jim, IF (1949)
Baumgarten, Ross, P (1978-81)
Beall, John, OF (1913)
Beard, Ted, OF (1957-58)
Bearden, Gene, P (1953)
Bejma, Ollie, IF (1939)
Belcher, Tim, P (1993)
Bell, Gary, P (1969)
Bell, George, DH-OF (1992-93)
Bell, Kevin, IF-OF-DH (1976-80)
Bell, Ralph, P (1912)
Beltre, Esteban, IF (1991-92)
Bender, Charles "Chief," P (1925)
Bennett, Joe "Bugs," P (1921)
Benz, Joe, P (1911-19)
Bere, Jason, P (1993-)
Berg, Moe, C-IF (1926-30)
Berger, Lou "Boze," IF (1937-38)
Berger, Joe, IF (1913-14)
Berghammer, Marty, IF (1911)
Bernazard, Tony, IF (1981-83)
Berran, Dennis, OF (1912)
Berry, Charles, C (1932-33)
Berry, Claude, C (1904)
Berry, Cornelius John, IF (1953)
Berry, Ken, OF-IF (1962-70)
Biggs, Charles, P (1932)
Bischoff, John, C (1925)
Bithorn, Hi, P (1947)
Bittiger, Jeff, P (1988-89)
Black, Bill "Jigger," IF (1924)
Blackburn, Foster, P (1921)
Blackburne, Lena, IF-P
(1910-12, '14-15, '27, '29)
Blackerby, George, OF (1928)
Blanco, Ossie, IF-OF (1970)
Blankenship, Homer, P (1922-23)
Blankenship, Ted, P (1922-30)
Block, Bruno, C (1910-12)
Blomberg, Ron, OF-DH (1978)
Blue, Lu, IF (1931-32)
Bocek, Milton, OF (1933-34)
Bodie, Frank "Ping," OF-IF (1911-14)
Boken, Bob, IF (1934)
Bolton, Rod, P (1993)
Bollo, Greg, P (1965-86)
Bonds, Bobby, OF-DH (1978)
Bonilla, Bobby, IF-OF (1986)
Bonura, Zeke, IF (1934-37)
Booker, Buddy, C (1966)
Boone, Ike, OF (1927)
Boone, Ray, IF (1958-59)
Bordagaray, Stan "Frenchy," OF (1934)
Borgmann, Glenn, C (1980)
Borton, Bill "Babe," IF (1912-13)
Bosley, Thad, OF-DH (1978-80)
Boston, Daryl, OF-DH (1984-90)
Bowers, Grover "Billy," OF (1949)
Bowler, Grant, P (1931-32)
Bowles, E.J., P (1922)
Bowser, Jim "Red," OF (1910)
Boyd, Robert, IF-OF (1951, '53-54)
Boyer, Ken, IF (1967-68)
Boyles, Harry, P (1938-39)
Bradford, Charles "Buddy," OF-DH
(1966-70, '72-76)
Bradley, Fred, P (1948-49)
Bradley, Phil, OF-DH (1990)
Bradley, Scott, C-DH (1986)
Bradley, Tom, P (1971-72)
Brain, David, IF (1901)
Bratchi, Fred, OF (1921)
Bravo, Angel, OF (1969)
Braxton, Garland, P (1930-31)
Breazeale, Jim, IF-DH (1978)
Brannan, Tom, P (1984)
Breton, Jimmy, IF (1913-15)
Brett, Ken, P (1976-77)
Brice, Alan, P (1961)
Brideweser, James, IF (1955-56)
Brief, Tony "Bunny," IF (1915)
Brinkman, Chuck, C (1969-74)
Brohamer, Jack, IF-DH (1976-77)
Brosnan, James, P (1963)
Brown, Clint, P (1936-40)
Brown, Delos, PH (1914)
Brown, Dick, C (1960)
Brown, Hal, P (1951-52)
Brown, Joseph, P (1927)
Browne, George, OF (1910)
Bruner, Jack, P (1949-50)
Brusstar, Warren, P (1982)
Bubser, Harold, PH (1922)
Buford, Don, IF-OF (1963-67)
Burgess, Forrest "Smoky," C-PH (1964-67)
Burke, Jimmy, IF (1901)
Burks, Ellis, OF (1993)
Burns, Bill "Sleepy," P (1909-10)
Burns, Britt, P (1978-85)
Burns, Joseph, C (1924)
Busby, Jim, OF (1950-52, '55)
Buzhardt, John, P (1962-67)
Byrd, Harry, P (1955-56)
Byrne, Jerry, P (1929)
Byrne, Robert, IF (1917)
Byrne, Tommy, P (1953)

C (98)

Cadore, Leon, P (1923)
Cain, Robert, P (1949-50, '54)
Cain, Merritt "Sugar," P (1936-38)
Calthamer, George, C (1934)
Calderon, Ivan, OF (1986-90, '93)
Caldwell, Earl, P (1945-48)
Callahan, Jim "Nixey," OF-IF-P
(1901-05, '11-13)
Callison, John, OF (1958-59)
Campbell, Bruce, OF (1930-32)

Cangelosi, John, OF-DH (1985-86)
 Caraway, Pat, P (1930-32)
 Carey, Andy, IF (1961)
 Carlos, Francisco, P (1967-69)
 Carlton, Steve, P (1986)
 Carnett, Ed, OF-IF-P (1944)
 Carrasquel, Alex, P (1949)
 Carrasquel, Alfonso "Chico," IF (1950-55)
 Carreon, Camilo, C (1959-64)
 Carroll, Clay, P (1976-77)
 Carter, Jeff, P (1991)
 Cary, Chuck, P (1993)
 Cash, Norm, IF-OF (1958-59)
 Castino, Vince, C (1943-45)
 Castner, Paul, P (1923)
 Cater, Danny, OF-IF (1965-66)
 Causey, Wayne, IF (1966-68)
 Cavaretta, Phil, IF-OF (1954-55)
 Chakales, Robert, P (1955)
 Chamberlain, Joe, IF (1934)
 Chamberlain, William, P (1932)
 Chapman, Ben, OF (1941)
 Chappas, Harry, IF-DH (1978-80)
 Chappell, Larry, OF (1913-15)
 Chase, Hal, IF-OF (1913-14)
 Chelini, Italo Vincent, P (1935-37)
 Chouinard, Felix, OF-IF (1910-11)
 Chouneau, Bill "Chief," P (1910)
 Christian, Robert, OF (1969-70)
 Christmas, Steve, C (1984)
 Christopher, Lloyd, OF (1947)
 Cicolte, Eddie, P (1912-20)
 Cissell, Chalmer "Bill," IF (1928-32)
 Citarella, Ralph, P (1987)
 Clancy, John "Bud," IF (1924-30)
 Clark, Alfred, OF-IF (1953)
 Clark, Bryan, P (1986-87)
 Clark, Harry "Pep," IF (1903)
 Clarke, Richard, IF (1944)
 Coan, Gil, OF (1955)
 Cochrane, Dave, IF (1986)
 Coggins, Rich, OF-DH (1976)
 Colavito, Rocky, OF (1967)
 Colbern, Mike, C-DH (1978-79)
 Cole, Bert, P (1927)
 Cole, Willis, OF (1909-10)
 Coleman, Ray, OF (1951-52)
 Collins, Eddie, IF (1915-26)
 Collins, John "Shano," OF-IF (1910-20)
 Coluccio, Bob, OF (1975, '77)
 Conde, Ramon, IF (1962)
 Conlan, John "Jocko," OF (1934-35)
 Connally, George "Sarge," P (1921-29)
 Connolly, Bill, P (1950)
 Connors, Merv, IF (1937-38)
 Consuegra, Sandalo "Sandy," P (1953-56)
 Contreras, Nardi, P (1980)
Cook, Dennis, P (1994)
 Coombs, Cecil, OF (1914)
Cora, Joey, IF-DH (1991-94)
 Corey, Ed, P (1918)
 Corhan, Roy, IF (1911)
 Correa, Edwin, P (1985)
 Cortazzo, John "Shine," PH (1923)
 Courtney, Clint, C (1955)
 Courtney, Harry, P (1922)
 Covington, Wes, OF (1961)
 Cowley, Joe, P (1986)
 Cox, Ernie, P (1922)
 Cox, George, P (1928)
 Cox, Leslie, P (1926)
 Cox, William, P (1937-38)
 Crabb, James Roy, P (1912)
 Craig, Rodney, OF (1986)
 Cravath, Cliff, OF (1909)
 Crider, Jerry, P (1970)
 Cron, Chris, IF (1992)
 Crouse, Clyde "Buck," C (1923-30)
 Cruz, Henry, OF-DH (1977-78)
 Cruz, Julio, IF-DH (1983-86)
 Cruz, Todd, IF (1980)
 Cruz, Tommy, OF (1977)
 Cuccinello, Tony, IF (1943-45)
 Cuellar, Charlie, P (1950)
 Cullen, Tim, IF (1968)
 Culler, Dick, IF (1943)
 Cunningham, Joe, IF-OF (1962-64)
 Curtright, Guy, OF (1943-46)
 Cvengros, Mike, P (1923-25)

D (64)

Daglia, Peter, P (1932)
 Dahlke, Jerry, P (1956)
 Dal Canton, Bruce, P (1977)
 Daly, Thomas, IF (1902-03)
 Daly, Tom, OF-C-IF (1913-15)
 Danforth, Dave, P (1916-19)
 Dashiell, Wally, IF (1924)
 Davenport, Joubert, P (1921-24)

Davis, Frank "Dixie," P (1915)
 Davis, George, IF (1902, '04-09)
 Davis, Isaac, IF (1924-25)
 Davis, Joel, P (1985-88)
 Davis, John, P (1988-1989)
 Davis, Tommy, OF-IF (1968)
 Dawley, Bill, P (1986)
 Debusschere, Dave, P (1962-63)
 Degenick, Mike, P (1961-63)
DeLeon, Jose, P (1986-87, '93-)
 Delhi, Lee "Flame," P (1912)
 Delsing, Jim, OF (1948, '56)
 DeMaestri, Joe, IF (1951)
 Demmitt, Ray, OF (1914-15)
 Denson, Drew, IF (1993)
 Dent, Russell "Bucky," IF (1973-76)
 Dente, Sam, IF-OF (1952-53)
 Derrington, Jimmy, P (1956-57)
 DeSa, Joe, IF-DH (1985)
 DeViveiros, Bernie, IF (1924)
 DeVormer, Al, C-OF (1918)
 Diaz, Mike, IF (1988)
 Dickey, George, C (1941-42, '46-47)
 Dickshot, John, OF (1944-45)
 Dietrich, Bill, P (1936-46)
 Dillard, Steve, IF (1982)
 Dillinger, Robert, IF (1951)
 Dilone, Miguel, OF (1983)
 Dobb, John, P (1924)
 Dobernic, Jess, P (1939)
 Dobson, Joe, P (1951-53)
 Doby, Larry, OF (1956-59)
 Dolan, Pat, OF-IF (1903)
 Donahue, John "Jiggs," IF (1904-09)
 Donovan, Dick, P (1955-60)
 Dorish, Harry, P (1951-55)
 Dorman, Dwight "Dutch," C (1923)
 Dotson, Richard, P (1979-87, 1989)
 Dougherty, Pat, OF (1906-11)
 Dougherty, Tom, P (1904)
 Douglas, Phil, P (1912)
 Downing, Brian, C-OF-IF-DH (1973-77)
 Drabowsky, Moe, P (1972)
 Drahnman, Brian, P (1991, '93)
 Drees, Tom, P (1991)
 Dropo, Walt "Moose," IF (1955-58)
 Duff, Cecil, P (1922)
 Dugan, Dan, P (1928-29)
 Dundon, Gus, IF (1904-06)
 Dunkle, Davey, P (1903)
 Dunne, Mike, P (1992)
 Dupee, Frank, P (1901)
 Durham, Ed "Bull," P (1933)
 Durham, Jimmy, P (1902)
 Dybzinski, Jerry, IF-DH (1983-84)
 Dykes, Jimmy, IF (1933-39)

E (30)

Earnshaw, George, P (1934-35)
 Easterly, Ted, C (1912-13)
 Eaves, Vallie, P (1939-40)
 Eddy, Don, P (1970-71)
 Eden, Mike, IF (1978)
 Edmondson, Paul, P (1969)
 Edwards, Henry, OF (1952)
 Edwards, Jim Joe, P (1925-26)
 Edwards, Wayne, P (1989-91)
 Egan, Tom, C-IF (1971-72)
 Eichrodt, Fred, OF (1931)
 Eila, Lee, IF (1966)
 Elliott, Bob, IF-OF (1953)
 Ellis, Sammy, P (1969)
 Elish, Roy, OF-IF (1923-25)
 Embry, Charlie "Slim," P (1923)
 English, Charles, IF (1932-33)
 Ennis, Del, OF (1959)
 Enright, George, C (1976)
 Ens, Anton "Mulz," IF (1912)
 Erautt, Joseph, C (1950-51)
 Escarrega, Ernesto, P (1982)
 Esposito, Sam, IF-OF (1952, '55-63)
 Esser, Mark, P (1979)
 Essian, Jim, C-IF (1976-77, '81)
 Evans, Art "Bill," P (1932)
 Evans, Bill, P (1949)
 Evans, Russ "Red," P (1936)
 Evers, Johnny, IF (1922)
 Ewing, Sam, IF-DH (1973, '76)

F (49)

Faber, Urban "Red," P (1914-33)
 Fain, Ferris, IF (1953-54)
 Falk, Bibb, OF (1920-28)
 Fallon, Bob, P (1985)
 Farley, Bob, IF-OF (1962)
 Farmer, Ed, P (1979-81)
 Farrell, Kerby, IF (1945)
 Fautsch, Joe, PH (1916)
 Fehring, Bill, C (1934)

Felsch, Oscar "Happy," OF (1915-20)
 Ferner, Horace, P (1921)
 Fernandes, Ed, C (1946)
Fernandez, Alex, P (1990-)
 Ferrarese, Don, P (1960)
 Fiebar, Clarence, P (1932)
 Fiene, Louis, P (1906-09)
 Filson, Pete, P (1986)
 Fireovid, Steve, P (1985)
 Fischer, Carl, P (1935)
 Fischer, Bill, P (1956-58)
 Fisher, Eddie, P (1962-66, '72-73)
 Fisher, Jack, P (1968)
 Fisk, Carlton, C-OF-IF-DH (1981-93)
 Flaherty, Patrick, P (1903-04)
 Flanigan, Thomas, P (1954)
 Flannery, John, IF-DH (1977)
 Flaskammer, Ray, IF (1927)
 Fletcher, Scott, IF-DH (1983-85, '89-91)
 Foley, Marv, C-IF-DH (1978-80, '82)
 Fonseca, Lew, IF-OF-P (1931-33)
 Ford, Eugene, P (1938)
 Foreman, August "Happy," P (1924)
 Fomies, Mike, P (1953-56)
 Forster, Terry, P (1971-76)
 Foster, Clarence "Pop," OF-IF (1901)
 Foster, George, OF-DH (1986)
 Folthergill, Robert, OF (1930-32)
 Fournier, Jack, IF-OF (1912-17)
 Fox, Nelson, IF (1950-63)
 Frailing, Ken, P (1972-73)
Franco, Julio, DH-IF (1994)
 Francona, Tito, OF (1958)
 Frazier, Victor, P (1931-33, '39)
 Freese, Gene, IF (1960, '65-66)
 Freeze, Jake, P (1925)
 French, Charles, IF-OF (1910)
 French, Ray, IF (1924)
 Frost, Dave, P (1977)
 Funk, Elias, P (1932-33)

G (52)

Gabler, Frank, P (1938)
 Gallagher, Dave, OF-DH (1988-1990)
 Gallivan, Phil, P (1932, '34)
 Gamble, Oscar, OF-DH (1977, '85)
 Gandil, Charles "Chick," IF-OF (1910, '17-19)
 Garcia, Mike, P (1960)
 Garcia, Ramon, P (1991)
 Garland, Louis, P (1931)
 Garr, Ralph, OF-DH (1976-79)
 Garrity, Francis, C (1931)
 Garvin, Virgil, P (1902)
 Gaston, Milton, P (1932-34)
 Gates, Joe, IF-DH (1978-79)
 Gebrian, Pete, P (1947)
 Geddes, Jim, P (1972-73)
 Gerlach, John, IF (1938-39)
 Gettel, Allen, P (1948-49)
 Gick, George, P (1937-38)
 Gilbert, Mark, OF (1985)
 Giles, Brian, IF (1986)
 Gillenwater, Claral, P (1923)
 Gillespie, Robert, P (1947-48)
 Ginsberg, Joe, C (1960-61)
 Gleason, William "Kid" IF (1912)
 Gleaton, Jerry Don, P (1984-85)
 Gogolewski, Bill, P (1975)
 Goldsberry, Gordon, IF-OF (1949-51)
 Goletz, Stan, PH (1941)
 Good, Wilbur, OF (1918)
 Goodell, John, P (1928)
 Goodman, Bill, IF (1958-61)
 Goodwin, Jim, P (1948)
 Gossage, Rich "Goose," P (1972-76)
 Grabowski, John "Nig," C-IF (1924-26)
 Graham, Roy, C (1922-23)
 Granger, Wayne, P (1974)
 Grant, Jimmy, IF (1942-43)
 Gray, Lorenzo, IF-DH (1982-83)
 Gray, Ted, P (1955)
Grebeck, Craig, IF (1990-)
 Green, Danny, OF (1902-05)
 Gregory, Paul, P (1932-33)
 Griffith, Clark, P-OF (1901-02)
 Grimsley, Ross, P (1951)
 Grissom, Marv, P (1952)
 Groth, Ernie, P (1949)
 Groth, John, OF (1954-55)
 Grove, Orval, P (1940-49)
 Grube, Frank, C (1931-33, '35-36)
Guillen, Ozzie, IF-DH (1985-)
 Gulley, Thomas, OF (1926)
 Gumpert, Randy, P (1948-51)

H (103)

Haas, Bert, IF-OF (1951)
 Haas, George "Mule," OF-IF (1933-37)
 Hacker, Warren, P (1961)

Hadley, Irv "Bump," P (1932)
 Haefner, Mickey, P (1949-50)
 Hafey, Bud, OF (1935)
 Hahn, Ed, OF (1906-10)
 Haid, Hal, P (1933)
 Hairston, Jerry, PH-OF-IF-DH (1973-77, '81-90)
 Hairston, Sam, C (1951)
 Hajduk, Chester, PH (1941)
Hall, Joe, OF (1994-)
 Hallett, John, P (1940-41)
 Hallman, Bill, OF (1903)
 Hamilton, Dave, P (1975-77)
 Hamilton, Jack, P (1969)
 Hamilton, Steve, P (1970)
Hammaker, Atlee, P (1994-)
 Hamner, Ralph, P (1946)
 Hancock, Fred, IF-OF (1949)
 Hansen, Ron, IF (1963-69)
 Hanski, Don, IF-P (1943-44)
 Happenny, John, IF (1923)
 Hardy, Jack, P (1989)
 Hargrove, Pat, PH (1918)
 Harris, Dave, OF (1930)
 Harris, Spence, OF (1925-26)
 Harrist, Earl, P (1947-48, '53)
 Harshman, Jack, P-IF (1954-57)
 Hart, Jim "Hub," C (1905-07)
 Hartman, Fred, IF (1901)
 Harvey, Ed, OF-P (1901)
 Hasbrook, Bob "Ziggy," IF (1916-17)
 Hassey, Ron, C-DH (1986-87)
 Hatfield, Fred, IF (1956-57)
 Hatton, Grady, IF (1954)
 Hayes, Frank "Blimp," C (1946)
 Hayes, Jackie, IF (1932-40)
 Haynes, Joe, P (1941-48)
 Heath, Bill, C (1965)
 Heath, Spencer, P (1920)
 Helm, Val, OF (1942)
 Held, Woodie, OF-IF (1968-69)
 Hemond, Scott, C-IF (1992)
 Hemphill, Frank, OF (1906)
 Henderson, Joe, P (1974)
 Henderson, Ken, OF-DH (1973-75)
 Henline, Wally "Butch," C (1930-31)
 Henry, Frank "Dutch," P (1929-30)
 Herbert, Ray, P (1961-64)
Hernandez, Roberto, P (1991-)
 Hernandez, Rudy, IF (1972)
 Herring, Art "Red," P (1939)
 Herrmann, Ed, C-DH (1967, '69-74)
 Hershberger, Mike, OF (1961-64, '71)
 Heving, Joe, P (1933-34)
 Heydon, Mike, C (1904)
 Hibbard, Greg, P (1989-92)
 Hickey, Kevin, P (1981-83)
 Hickman, Charlie "Piano Legs," IF (1907)
 Hicks, Jim, OF-IF (1964-66)
 Hicks, Joe, OF (1959-60)
 Higdon, Bill, OF (1949)
 Higgins, Denny, P (1966-67)
 Hill, Donnie, IF-DH (1987-88)
 Hill, Marc, C-IF-DH (1981-86)
 Hillegas, Shawn, P (1988-90)
 Hinton, Rich, P (1971, '75, '78-79)
 Hoag, Myril, OF (1941-42, '44)
 Hockett, Oris, OF (1945)
 Hodapp, Johnny, OF-IF (1932)
 Hodge, Clarence "Shovel," P (1920-22)
 Hodgins, Ralph, OF-IF (1943-44, '46-48)
 Hoffman, Clarence, OF (1929)
 Hoffman, Guy, P (1979-80, '83)
 Holcombe, Ken, P (1950-52)
 Hollingsworth, Al, P (1946)
 Holmes, James "Ducky," OF (1903-05)
 Hooper, Harry, OF (1921-25)
 Hopkins, Gail, IF-C (1968-70)
 Hopkins, Marty, IF (1934-35)
 Horlen, Joel, P (1961-71)
 Horton, Rick, P (1988)
 Hottman, Ken, OF (1971)
 Hough, Charlie, P (1991-92)
 Hovlik, Joe, P (1911)
 Howard, Bruce, P (1963-67)
 Howard, Chris, P (1993)
 Howard, Fred, P (1979)
 Howell, Millard "Dixie," P (1955-58)
Howitt, Dann, IF-OF (1994-)
 Hoy, Bill "Dummy," OF (1901)
 Hoyt, LaMarr, P (1979-84)
 Hudson, Hal, P (1952-53)
 Huelsman, Frank, OF (1904)
 Huff, Michael, DH-OF (1991-93)
 Hughes, Ed, C (1902)
 Hughes, Jim, P (1957)
 Hulett, Tim, IF-OF (1983-87)
 Humphries, John, P (1941-45)
 Hunnfield, Bill, IF (1926-30)
 Huntz, Steve, IF (1971)
 Hutchinson, Ira, P (1933)

I (1)

Isbell, Frank, IF-OF-P-C (1901-09)

J (54)

Jackson, Charles, PH (1915)
Jackson, Darrin, OF (1994)
 Jackson, "Shoeless" Joe, OF-IF (1915-20)
 Jackson, Ron, IF (1954-59)
 Jackson, Vincent "Bo," DH-OF (1991-93)
 Jacobs, Elmer, P (1927)
 Jacobs, Otto, C (1918)
 Jacquez, Pat, P (1971)
 James, Bill, P (1919)
 James, Bob, P (1985-87)
 Janeski, Gerry, P (1970)
 Jasper, Harry "Hi," P (1914-15)
 Jefferson, Jesse, P (1975-76)
 Jeffries, Irving, IF (1930-31)
 Jenkins, Joe, C (1917, '19)
 Jenkins, John, IF (1922)
 Jeter, John, OF-DH (1973)
 Jeter, Shawn, OF (1992)
 John, Tommy, P (1965-71)
 Johns, Pete, IF (1915)
 Johnson, Bart, P (1969-74, '76-77)
 Johnson, Connie, P (1953, '55-56)
Johnson, Dane, P (1994-)
 Johnson, Darrell, C (1952)
 Johnson, Deron, IF-DH (1975)
 Johnson, Don, P (1954)
 Johnson, Ellis, P (1912, '15)
 Johnson, Ernie, IF (1912, '21-23)
 Johnson, Johnny, P (1945)
 Johnson, Lamar, IF-OF-DH (1974-81)
Johnson, Lance, OF (1988-)
 Johnson, L.D., C-DH (1978)
 Johnson, Randy, OF-IF (1980)
 Johnson, Stanley, OF-DH (1960)
 Johnson, Jimmy, OF (1911)
 Johnstone, Jay, OF (1971-72)
 Jok, Stan, IF-OF (1954-55)
 Jolley, Smead, OF (1930-32)
 Jones, Al, P (1983-85)
 Jones, Barry, P (1988-90, '93)
 Jones, Bill "Tex," IF (1911)
 Jones, Cleon, OF-DH (1976)
 Jones, Davy, OF (1913)
 Jones, Grover "Deacon," IF (1962-63, '66)
 Jones, Fielder, OF (1901-08)
 Jones, Jake, IF (1941-42, '46-47)
 Jones, Sam "Sad," P (1932-35)
 Jones, Steve, P (1967)
 Jordan, Tom, C (1944, '46)
 Jordan, Ray "Rip," P (1912)
 Josephson, Duane, C (1965-70)
 Jourdan, Ted, IF (1916-18, '20)
 Joyce, Mike, P (1962-63)
 Judson, Howard, P (1948-52)

K (64)

Kaat, Jim, P (1973-75)
 Kallin, Frank, PH (1943)
 Kamm, Willie, IF (1923-31)
 Kane, John, IF (1925)
Karkovice, Ron, C-DH-OF (1986-)
 Katoll, John, P (1901-02)
 Kavanaugh, Charlie "Silk," PH (1914)
 Kealey, Steve, P (1971-73)
 Keedy, Pat, IF-OF (1987)
 Keegan, Bob, P (1953-58)
 Kell, George, IF-OF (1954-56)
 Kelly, Al "Red," OF (1910)
 Kelly, Pat, OF-DH (1971-76)
 Kemmerer, Russ, P (1960-62)
 Kemp, Steve, OF-DH (1982)
 Kennedy, Bill, P (1952)
 Kennedy, Bob, IF-OF
 (1939-42, '46-48, '55-57)
 Kennedy, Vern, P (1934-37)
 Kenworthy, Dick, IF (1962, '64-68)
 Keough, Joe, PH (1973)
 Keriazakos, Gus, P (1950)
 Kern, Jim, P (1982-83)
 Kerr, Dick, P (1919-21, '25)
 Kerr, John, IF (1929-31)
 Kessinger, Don, IF (1977-79)
 Kiefer, Joe, P (1920)
 Kimm, Bruce, C (1980)
 Kimsay, Chad, P (1932-33)
 Kinder, Ellis, P (1956-57)
 King, Eric, P (1989-90)
 King, Jim, OF-C (1967)
 Kirzy, Harry, P (1934)
 Kirkwood, Don, P (1977)
 Kirrene, Joe, IF (1950, '54)
 Kittle, Ron, OF-1B-DH
 (1982-86, '89-90, '91)
 Klaerner, Hugo, P (1934)
 Klages, Fred, P (1966-67)

Klepfel, Ed, P (1915)
 Klienman, Ed, P (1949)
 Klinger, Joe, C-IF (1930)
 Kluszewski, Ted, IF (1959-60)
 Knapp, Chris, P (1975-77)
 Knickerbocker, Bill, IF (1941)
 Knoop, Bobby, IF (1969-70)
 Knott, Jack, P (1938-40)
 Kolloway, Don, IF (1940-43, '46-49)
 Koosman, Jerry, P (1981-83)
 Kowalik, Fabian, P (1932)
 Kozar, Al, IF (1950)
 Kravec, Ken, P (1975-80)
 Kreevich, Mike, OF-IF (1935-41)
 Kreitz, Ralph "Red," C (1911)
 Kress, Charlie, IF (1949-50)
 Kress, Ralph "Red," OF-IF (1932-33)
 Kretlow, Lou, P (1950-53)
 Kreutzer, Frank, P (1962-64)
 Krsnich, Rocky, IF (1949, '52-53)
 Kucek, Jack, P (1974-78, '79)
 Kuhel, Joe, IF (1938-43, '46-47)
 Kuhn, Walter "Red," C (1912-14)
 Kuntz, Rusty, OF-DH (1979-83)
 Kusnyer, Art, C (1970)
 Kutzler, Jerry, P (1990)
 Kuzava, Robert, P (1949-50)

L (64)

LaGrow, Lerrin, P (1977-79)
 Lamabe, Jack, P (1966-67)
 Lamline, Fred, P (1912)
 Lamp, Dennis, P (1981-83)
 Landenberger, Ken, IF (1952)
 Landis, Jim, OF (1957-64)
 Landrum, Jesse, IF (1938)
 Lane, Dick, OF (1949)
 Lange, Frank, P (1910-13)
 LaPalme, Paul, P (1956-57)
 LaPoint, Dave, P (1987-88)
 Lapp, Jack, C (1916)
 Larsen, Don, P (1961)
 Lary, Frank, P (1965)
 Lathrop, Bill, P (1913-14)
 Latman, Barry, P (1957-59)
LaValliere, Mike, C (1993-)
 Law, Rudy, OF-DH (1982-85)
 Law, Vance, IF-OF-DH (1982-84)
 Lawrence, Robert, P (1924)
 Lazar, Danny, P (1968-69)
 Leach, Terry, P (1992-93)
 Lee, Thornton, P (1937-47)
 Lees, George, C (1921)
 LaFlore, Ron, OF-DH (1981-82)
 Lehner, Paul, OF (1951)
 Leibold, Harry "Nemo," OF (1915-20)
 Leifer, Elmer, OF-IF (1921)
 Leitner, George, P (1902)
 Lemon, Chel, OF-DH-IF (1975-81)
 Lemon, Jim, OF-IF (1963)
 Lemonds, Dave, P (1972)
 Lenhardt, Don "Footsie," OF-IF (1951)
 Leon, Eddie, IF-DH (1973-74)
 Leopold, Rudy, P (1928)
 Lepcio, Ted, IF (1961)
 Leverette, Gorham "Dixie," P (1922-24, '26)
 Lindsey, Bill, C (1987)
 Lindsey, Doug, C (1993)
 Lindstrom, Charlie, C (1958)
 Little, Bryan, IF (1985-86)
 Littlefield, Dick, P (1951)
 Locker, Bob, P (1965-69)
 Lodigiani, Dario, IF (1941-42, '46)
 Lolich, Ron, OF (1971)
 Lollar, Sherman, C-IF (1952-63)
 Lollar, Tim, P (1985)
 Long, Bill, P (1985, '87-90)
 Long, Jeff, IF-OF (1964)
 Long, Jim, C (1922)
 Look, Dean, OF (1961)
 Lopat, Eddie, P (1944-47)
 Lord, Harry, IF-OF (1910-14)
 Lovett, Merritt "Mem," PH (1933)
 Loviglio, Jay, IF-DH (1981-82)
 Lowdermilk, Grover, P (1919-20)
 Lown, Omar "Turk," P (1958-62)
 Lupien, Ulysses "Tony," IF (1948)
 Luzinski, Greg, DH-IF (1981-84)
 Lyle, Albert "Sparky," P (1982)
 Lynn, Byrd, C (1916-20)
 Lyons, Steve, IF-OF-C-DH (1986-91)
 Lyons, Ted, P-OF (1923-42, '46)
 Lyttle, Jim, OF (1972)

M (128)

Mack, Frank, P (1922-23, '25)
 Madjeski, Ed, C (1934)
 Magnuson, Jim, P (1970-71)
 Magoon, George, IF (1903)

Mahoney, Bob, P (1951)
 Majeski, Hank, IF (1950-51)
 Mallonee, Jule, OF (1925)
 Malone, Eddie, C (1949-50)
 Maltzberger, Gordon, P (1943-44, '46-47)
 Manda, Carl, IF (1914)
 Mangum, Leo, P (1924-25)
 Mann, Johnny, IF (1928)
 Manrique, Fred, IF (1987-89)
 Manuel, Mark "Moxie," P (1908)
 Manzanillo, Ravelo, P (1988)
 Marcum, John, P (1939)
 Marlowe, Dick, P (1956)
 Marsh, Freddie, IF-OF (1953-54)
 Marshall, Willard, OF (1954-55)
 Martin, J.C., IF-C (1959-67)
 Martin, Joe, IF (1938)
 Martin, Morrie, P (1954-56)
Martin, Norberto, IF (1993-)
 Martinez, Carlos, IF-OF-DH (1988-90)
 Martinez, Silvio, P (1977)
 Martz, Randy, P (1983)
 Masi, Phil, C (1950-52)
 Matias, John "Pineapple," OF-IF (1970)
 Mattick, Wally "Chick," OF (1912-13)
 Mauldin, Mark, IF (1934)
 Maxwell, Charlie, OF-IF (1962-64)
 May, Carlos, IF-OF-DH (1968-76)
 May, Mill, C (1979)
 Maye, Lee, OF-IF (1970-71)
 Mayer, Erskine, P (1919)
 Mayer, Wally, C-IF (1911-12, '14-15)
 McAleese, John, P (1901)
 McAnany, Jim, OF (1958-60)
 McBee, Pryor, P (1926)
 McBride, Ken, P (1959-60)
 McCabe, Dick, P (1922)
 McCall, Brian, OF (1962-63)
 McCarthy, Tom, P (1988-89)
McCaskill, Kirk, P (1992-)
 McClellan, Harvey, IF-OF (1919-24)
 McConnell, Ambrose "Amby," IF (1910-11)
 McCormick, Mike, OF (1950)
 McCraw, Tommy, IF-OF (1963-70)
 McCray, Rodney, OF-DH (1990-91)
 McCurdy, Harry, C-IF (1926-28)
 McDonald, Jim, P (1956-58)
McDowell, Jack, P (1987-88, '90-94)
 McFarland, Ed, C-IF (1902-07)
 McFarland, Herm, OF (1901-02)
 McGhee, Ed, OF (1950, '54-55)
 McGlothen, Lynn, P (1981)
 McGlothlin, Jim, P (1973)
 McGuire, Tom, P (1919)
 McIlwain, Stover, P (1957-58)
 McIntyre, Matty, OF (1911-12)
 McKain, Harold, P (1929-32)
 McKeon, Joel, P (1986-87)
 McKinney, Rich, IF-OF (1970-71)
 McLarry, Howard "Polly," PH (1912)
 McLish, Cal, P (1961)
 McMackin, Sam, P (1902)
 McMahon, Don, P (1967-68)
 McMullin, Fred, IF (1916-20)
 McNair, Eric "Boob," IF (1939-40)
 McNertney, Jerry, C (1964, '66-68)
 McWeeney, Doug, P (1921-22, '24)
 Mele, Sam, OF-IF (1952-53)
 Meloan, Paul "Mollie," OF (1910-11)
 Melton, Bill, IF-OF-DH (1968-75)
Melvin, Bob, C (1994)
 Merriman, Lloyd, OF (1955)
 Mertes, Sandow, IF-OF-C (1901-02)
 Merullo, Matt, C-1B-DH (1989, '91-93)
 Messenger, Bobby, OF (1909-11)
 Metkovich, George "Cattfish," OF (1949)
 Metzger, Bill, IF (1944)
 Metzler, Alex, OF (1927-30)
 Meyer, Billy, C (1913)
 Meyer, George, IF (1938)
 Michaels, Cass, IF-OF (1943-50, '54)
 Michaelson, John, P (1921)
 Miller, Bob, P (1970)
 Miller, Frank, P (1913)
 Miller, Walter "Jake," P (1933)
 Minoso, Orestes "Minnie," OF-IF-DH (1951-57, '60-61, '64, '76, '80)
 Miranda, Willie, IF (1952)
 Mitchell, Roy, P (1918)
 Mogridge, George, P (1911-12)
 Molinaro, Bobby, OF-DH (1977-78, '80-81)
 Moloney, Rich, P (1970)
 Monroe, Larry, P (1976)
 Monteagudo, Aurelio, P (1967)
 Moore, Alvin "Junior," OF-IF-DH (1978-80)
 Moore, Barry, P (1970)
 Moore, Jim, OF (1930)
 Moore, Jimmy, P (1930-32)
 Moore, Randy, OF (1927-28)
 Moore, Ray, P (1958-60)

Morales, Rich, IF-OF (1967-73)
 Moran, Carl "Bugs," P (1974)
 Morehart, Ray, IF (1924, '26)
 Moriarty, George, IF (1916)
 Morman, Russ, IF-OF-DH (1986, '88-89)
 Morrison, Jim, IF-DH (1979-82)
 Morrissey, Joseph "Jo Jo," IF (1936)
 Moses, Gerry, C-IF (1975)
 Moses, Wally, OF (1942-46)
 Moss, Les, C (1955-58)
 Mossi, Don, P (1964)
 Mostil, Johnny, OF-IF (1918, '21-29)
 Moulder, Glen, P (1948)
 Mueller, Bill, OF (1942, '45)
 Mueller, Don, P (1958-59)
 Mulleavy, Greg, IF (1930, '32)
 Mullen, Charlie, OF-IF (1910-11)
 Mulligan, Eddie, IF (1921-22)
 Mullins, Fran, IF (1980)
 Mulrenan, Dominic, P (1921)
 Mura, Steve, P (1983)
 Murphy, Danny, P (1969-70)
 Murphy, Eddie, OF-IF (1915-21)
 Murray, George, P (1933)
 Muser, Tony, IF-OF-DH (1971-75)

N (27)

Nagel, Bill, IF (1945)
 Nahorodny, Bill, C-IF-DH (1977-79)
 Naleway, Frank, IF (1924)
 Nash, Charles "Cotton," IF (1967)
 Neis, Bernie, OF (1927)
 Nelson, Andy, P (1908)
 Nelson, Gene, P (1984-86)
 Nelson, Glenn "Rocky," IF-OF (1951)
 Nelson, Roger, P (1967)
 Ness, Jack, IF (1916)
 Neumeier, Dan, P (1972)
Newsom, Warren, OF (1991-)
 Niarhos, Gus, C (1950-51)
 Nicholas, Don, OF (1952, '54)
 Nichols, Reid, OF-IF-DH (1985-86)
 Nicholson, Dave, OF (1963-65)
 Nielsen, Scott, P (1987)
 Nieman, Bob, OF (1955-56)
 Niemann, Randy, P (1984)
 Nordbrook, Tim, IF-DH (1977)
 Nordhagen, Wayne, OF-C-P-DH (1976-81)
 Norman, Bill, OF (1931-32)
 Northey, Ron, OF-PH (1955-57)
 Noyes, Wynn, P (1919)
 Nyman, Chris, IF-OF-DH (1982-83)
 Nyman, Jerry, P (1968-69)
 Nyman, Nyls, OF-DH (1974-77)

O (21)

O'Brien, Syd, IF (1970)
 O'Brien, Thomas "Buck," P (1913)
 Odum, John "Blue Moon," P (1976)
 Olmstead, Fred, P (1908-11)
 O'Malley, Tom, IF (1984)
 O'Neill, Bill, OF (1906)
 O'Neill, Emmett, P (1946)
 Orengo, Joe, IF (1945)
 Orta, Jorge, IF-OF-DH (1972-79)
 Ortiz, Jose, OF (1969-70)
 Osborn, Dan, P (1975)
 Osinski, Dan, P (1969)
 Osteen, Claude, P (1975)
 Ostergard, Roy "Red," IF-PH (1921)
 Ostrowski, John, OF-IF (1949-50)
 O'Toole, Denny, P (1969-73)
 O'Toole, Jim, P (1967)
 Otter, Jim, P (1974-76)
 Owen, Frank, P (1903-09)
 Owen, Marv, IF (1938-39)
 Owens, Frank, C (1909)

P (57)

Paciorek, Tom, IF-OF-DH (1982-85)
 Paddock, Del, IF (1912)
 Pall, Donn, P (1988-93)
 Papai, Al, P (1955)
 Papish, Frank, P (1945-48)
 Parent, Freddy, IF-OF (1908-11)
 Paris, Kelly, IF-DH (1988)
 Parsons, Casey, OF-DH (1983-84)
 Pasek, John, C (1934)
Pasqua, Dan, OF-IF-DH (1988-94)
 Patterson, Hamilton, OF (1909)
 Patterson, Ken, P (1988-91)
 Patterson, Reggie, P (1981)
 Patterson, Roy, P (1901-07)
 Pavletich, Don, C-IF (1969)
 Pawlowski, John, P (1987-88)
 Payne, Fred, C-OF (1909-11)
 Payne, George, P (1920)
 Pearson, Ike, P (1948)
 Peckinpugh, Roger, IF (1927)

Pence, Elmer, OF (1922)
 Pence, Russell, P (1921)
 Percortie, Jack, IF (1986)
 Perez, Melido, P (1988-91)
 Perkovich, John, P (1950)
 Perrie, Len, P (1942, '46)
 Perzanowski, Stan, P (1971, '74)
 Peters, Gary, P (1959-69)
 Peters, Oscar "Rube," P (1912)
 Peterson, Adam, P (1987-90)
 Peterson, Carl "Buddy," IF (1955)
 Phelps, Ray "Babe," P (1935-36)
 Philleay, Dave, OF-IF (1941, '46-51, '56-57)
 Phillips, John "Bubba," IF-OF (1956-59)
 Phillips, Taylor, P (1963)
 Piatl, Wiley, P (1901-02)
 Pierce, Billy, P (1949-61)
 Pieretti, Marino, P (1948-49)
 Piet, Tony, IF (1935-37)
 Pilarcik, Al, OF (1961)
 Pinelli, Ralph "Babe," OF (1918)
 Pitlock, Lee "Skip," P (1974-75)
 Pizarro, Juan, P (1961-66)
 Platt, Mizel "Whitey," OF (1946)
 Pollet, Howard, P (1956)
 Pomorski, John, P (1934)
 Porter, Irv, OF (1914)
 Poser, John, P (1932)
 Powell, Bob, PR (1955, '57)
 Pratt, Frank, PH (1921)
 Priddy, Bob, P (1968-69)
 Proctor, Ed, P (1923)
 Proly, Mike, P (1978-80)
 Pruitt, Ron, OF-C-IF-DH (1980)
 Pryor, Greg, IF-DH (1978-81)
 Purdy, Everett, OF (1926)
 Purteil, Billy, IF (1908-10)

Q (6)

Qualls, Jim, OF (1972)
 Qualters, Tom, P (1958)
 Quillin, Lee, IF (1906-07)
 Quinlan, Tom "Finners," OF (1915)
 Quinn, John, P (1918)
 Quirk, Jamie, C (1984)

R (69)

Radcliff, Ray "Rip," OF-IF (1934-39)
 Rader, Don, OF-IF (1913)
Radinsky, Scott, P (1990-)
 Ragan, Pat, P (1919)
Raines, Tim, OF-DH (1991-)
 Randall, James "Sap," IF-OF-DH (1988)
 Rapp, Earl, OF (1949)
 Rath, Fred., P (1968-69)
 Rath, Morrie, IF (1912-13)
 Raymond, Claude, P (1959)
 Redfern, George, IF (1928-29)
 Redus, Gary, OF-DH (1987-88)
 Reed, Ron, P (1984)
 Regan, Phil, P (1972)
 Reichardt, Rick, OF-IF-DH (1971-73)
 Reilly, Barney, IF-OF (1909)
 Renko, Steve, P (1977)
 Rensa, Tony, C (1937-39)
 Reuss, Jerry, P (1988-89)
 Reynolds, Carl, OF (1927-31)
 Reynolds, Danny, IF (1945)
 Rhawn, Bobby, IF (1949)
 Rhyne, Hal, IF (1933)
 Ribant, Dennis, P (1968)
 Richard, Lee "Bee Bee," IF-OF-DH (1971-72, '74-75)
 Ricker, Marv, OF-IF (1950)
 Riddle, Johnny, C (1930)
 Rigney, John, P (1937-42, '46-47)
 Risberg, Charles "Swede," IF-OF (1917-20)
 Rivera, Jim "Jungle," OF-IF (1952-61)
 Riviere, Art "Tink," P (1925)
 Roberge, Bert, P (1984)
 Robertson, Charles, P (1919, '22-25)
 Robidoux, Billy Jo, IF (1989)
 Robinson, Aaron, C (1948)
 Robinson, Dewey, P (1979-81)
 Robinson, Eddie, IF (1950-52)
 Robinson, Floyd, OF (1960-66)
 Rock, Les, IF (1936)
 Rodriguez, Aurelio, IF (1982-83)
 Rodriguez, Hector, IF (1952)
 Rogovin, Saul, P (1951-53)
 Rohe, George, IF-OF (1905-07)
 Romano, Johnny, C-OF-IF (1958-59, '65-66)
 Romo, Vicente, P (1971-72)
 Rondot, Gil, P (1979)
 Roof, Phil, C (1976)
 Roselli, Bob, C (1961-62)
 Rosenberg, Lou, IF (1923)
 Rosenberg, Steve, P (1988-90)
 Rosenthal, Larry, OF-IF (1936-41)

Ross, Lee "Buck," P (1941-45)
 Rotblatt, Marv, P (1948, '50-51)
 Roth, Frank, C (1906)
 Roth, Robert "Braggio," OF-IF (1914-16)
 Rothrock, Jack, OF-IF (1932)
 Rounsaville, Virle "Gene," P (1970)
 Roush, Eddie, OF (1913)
 Royster, Jerry, IF-OF (1987)
 Ruddolph, Don, P (1957-59)
 Ruel, Herold "Muddy," C (1934)
Ruffcorn, Scott, P (1993-)
 Ruffing, Charlie "Red," P-OF (1947)
 Rush, Bob, P (1960)
 Russell, Ewell "Reb," P-OF (1913-19)
 Russell, John, P (1921-22)
 Ryal, Mark, OF (1985)
 Ryan, Connie, IF (1953)
 Ryan, John "Blondy," IF (1930)

S (139)

Sadowski, Bob, IF (1962)
Saenz, Olmedo, IF (1994-)
 Salas, Mark, C-DH (1988)
 Salazar, Luis, IF-OF-DH (1985-86)
 Salkeld, Bill, C (1950)
 Salvason, Jack, P (1935)
Sanderson, Scott, P (1994)
 Santo, Ron, IF-DH (1974)
 Santovonia, Nelson, C (1992)
 Sawatski, Carl, C (1954)
 Sax, Steve, IF (1992-93)
 Scala, Jerry, OF (1948-50)
 Scarbery, Randy, P (1979-80)
 Scarborough, Rae, P (1950)
 Schaefer, Jeff, IF (1989)
 Schaffer, Jimmie, C (1965)
 Schaik, Ray "Cracker," C (1912-28)
 Schaik, Roy, IF (1944-45)
 Schaller, Walter "Biff," OF (1913)
 Schlueter, Norm, C (1938-39)
 Schmidt, Dave, P (1986)
 Schreckengost, Ossee, C (1908)
 Schrieber, Hank, OF (1914)
 Schueler, Ron, P (1978-79)
 Schultz, Webb, P (1924)
 Schupp, Ferdie, P (1922)
Schwarz, Jeff, P (1993-94)
 Scoggins, Jim, P (1913)
 Score, Herb, P (1960-62)
 Scott, Jim "Death Valley," P (1909-17)
 Scott, Everett "Deacon," IF (1926)
 Searage, Ray, P (1986-87)
 Seaver, Tom, P (1984-86)
 Secrist, Don, P (1969-70)
 Seeds, Bob, OF (1932)
 Seerey, Pat, OF (1948-49)
 Segura, Jose, P (1988-89)
 Seilheimer, Rick, C (1980)
 Selph, Carey, IF (1932)
 Sewell, Luke, C (1935-38)
 Sharp, Bill, OF-DH (1973-75)
 Shaw, Al, C (1908)
 Shaw, Bob, P (1958-61)
 Shea, Merv, C (1934-37)
 Sheely, Earl, IF (1921-27)
 Sheely, Hollis "Bud," P (1951-53)
 Shellenback, Frank, P (1918-19)
 Shipley, Joe, P (1963)
 Shires, Art, IF (1928-30)
 Shook, Ray, PH (1916)
 Shores, Bill, P (1936)
 Short, Dave, OF (1940-41)
 Shoun, Clyde, P (1949)
 Shugart, Frank, IF (1901)
 Sievers, Roy, IF-OF (1960-61)
 Sigaloo, Frank, IF (1929)
 Silvestri, Ken, C (1939-40)
 Sima, Al, P (1954)
 Simmons, Al, OF (1933-35)
 Simons, Mel, OF (1931-32)
 Simpson, Harry, OF-IF (1959)
 Sisk, Tom, P (1970)
 Siwy, Jim, P (1982-84)
 Sketchley, Harry "Bud," OF (1942)
 Skinner, Joel, C (1983-86)
 Skizas, Lou, OF (1959)
 Skopec, John, P (1901)
 Skowron, Bill "Moose," IF (1964-67)
 Smalley, Roy, IF (1984)
 Slattery, John, C (1903)
 Smaza, Joe, OF (1946)
 Smith, Al, OF-IF (1958-62)
 Smith, Art, P (1932)
 Smith, Charley, IF (1962-64)
 Smith, Clarence "Pop-Boy," P (1913)
 Smith, Edgar "Gorby," P (1939-43, '46-47)
 Smith, Ernie, IF (1930)
 Smith, Frank, P (1904-10)
 Smith, Harry, P (1912)
 Smith, Robert, P (1913)

Snipes, Wyatt "Roxy," PH (1923)
 Snyder, Cory, OF (1991)
 Snyder, Russ, OF (1968)
 Soderholm, Eric, IF-DH (1977-79)
 Solomon, Eddie, P (1982)
 Solters, Julius "Moose," OF (1940-41, '43)
 Sosa, Sammy, OF-DH (1989-91)
 Souchock, Steve, OF-IF (1949)
 Spear, Floyd, P (1943-44)
 Spence, Bob, IF (1969-71)
 Spencer, Jim, IF-DH (1976-77)
 Spencer, Tom, OF-DH (1978)
 Spiezio, Ed, IF (1972)
 Spillner, Dan, P (1984-85)
 Squires, Mike, IF-OF-C-P-DH (1975, '77-85)
 Staehle, Marv, IF (1964-67)
 Staley, Gerry, P (1956-61)
 Stange, Lee, P (1970)
 Stanka, Joe, P (1959)
 Stanton, Mike, P (1985)
 Stark, Matt, DH (1990)
 Steengrath, Milton, P (1924, '26)
 Stegman, Dave, OF-DH (1983-84)
 Stein, Bill, IF-OF-DH (1974-76)
 Steinbacher, Henry, OF (1937-39)
 Stephens, Gene, OF (1963-64)
 Stephens, Vern, IF (1953, '55)
 Stephenson, Joe, C (1947)
 Stewart, Eddie "Bud," OF (1951-54)
 Stewart, Frank, P (1927)
 Stewart, Jimmy, OF-IF (1967)
 Stiteb, Dave, P (1993)
 Stillman, Royle, OF-IF-DH (1977)
 Stine, Lee, P (1934-35)
 Stobbs, Chuck, P (1952)
 Stoddard, Tim, P (1975)
 Stone, Dean, P (1962)
 Stone, Steve, P (1973, '77-78)
 Stoneham, John, OF (1933)
 Strahs, Dick, P (1954)
 Strang, Sammy, IF (1902)
 Stratton, Monty, P (1934-38)
 Stricklett, Elmer, P (1904)
 Striker, Jake, P (1950)
 Stroud, Ed, OF (1966-67, '71)
 Strunk, Amos, OF-IF (1920-24)
 Stumpf, George, OF (1936)
 Sugden, Joe, C-IF (1901)
 Sullivan, Billy Sr., C-IF-OF (1901-12, '14)
 Sullivan, Billy, Jr., C-IF-OF (1931-33)
 Sullivan, John, P (1919)
 Surkont, Max, P (1949)
 Suler, Harry "Rube," P (1909)
 Sultherland, Leo, OF (1980-81)
 Sveum, Dale, IF (1992)
 Swanson, Evar, OF (1932-34)
 Swanson, Karl, IF (1928-29)
 Swentor, Augie, C (1922)
 Swift, Bill, P (1943)

T (38)

Taitt, Doug, OF (1929)
 Talbot, Fred, P (1963-64)
 Tankersley, Leo, C (1925)
 Tannehill, Lee, IF (1903-12)
 Tanner, Bruce, P (1985)
 Tate, Bennie, C (1930-32)
 Tatum, Ken, P (1974)
 Tauby, Fred, OF (1935)
 Taylor, Leo, PH (1923)
 Taylor, Wiley, P (1912)
 Terry, Zeb, IF (1916-17)
 Thigpen, Bobby, P (1986-93)
Thomas, Frank, IF-DH (1990-)
 Thomas, Leo, IF (1952)
 Thomas, Tommy, P (1926-32)
 Thompson, John, P (1921)
 Thompson, Tommy, OF-IF (1938-39)
 Thurston, Hollis "Sloppy," P (1923-26)
 Tidrow, Dick "Dirt," P (1983)
 Tiefenthaler, Verle, P (1962)
 Tietje, Les, P (1933-36)
Tingley, Ron, C (1994)
 Tipton, Joe, C (1949)
 Tolleson, Wayne, IF (1986)
 Torgeson, Earl, IF (1957-61)
 Torrealba, Pablo, P (1978-79)
 Torres, Rusty, OF (1978-79)
 Touchstone, Clay, P (1945)
 Towne, Jay "Babe," C (1906)
 Tresh, Mike, C (1938-48)
 Trosky, Hal, Jr., P (1958)
 Trosky, Hal, Sr., IF (1944, '46)
 Trout, Steve, P (1978-82)
 Trucks, Virgil, P (1953-55)
 Tucker, Thurman, OF (1942-44, '46-47)
 Turner, Jerry, OF (1981)
 Turner, Tom, C (1940-44)
 Twombly, Cy, P (1921)

U (4)

Uhalt, Bernie "Frenchy," OF (1934)
 Uhle, Bob, P (1938)
 Uhlir, Charlie, OF (1934)
 Upshaw, Cecil, P (1975)

V (10)

Valentinetti, Vito, P (1954)
 Vance, Joe, P (1935)
 Varney, Pete, C-DH (1973-76)
 Veltman, Art, IF (1926)
Ventura, Robin, IF (1989-)
 Verhoeven, John, P (1977)
 Vinson, Ernie "Rube," OF (1906)
 Von Kolnitz, Alfred "Fritz," IF (1916)
 Voss, Bill, OF (1965-68)
 Vuckovich, Pete, P (1975-76)

W (75)

Wade, Jake, P (1942-44)
 Wagner, Leon, OF (1968)
 Wakamatsu, Don, C (1991)
 Walker, Fred "Dixie," OF (1936-37)
 Walker, Gerry "Gee," OF (1938-39)
 Walker, Greg, IF-DH (1982-90)
 Wallaesa, Jack, IF-OF (1947-48)
 Walsh, Ed, P (1928-30, '32)
 Walsh, Ed "Big Ed," P (1904-16)
 Wapnick, Steve, P (1991)
 Ward, Aaron, IF (1927)
 Ward, Pete, IF-OF (1963-69)
 Washington, Claudell, OF-DH (1978-80)
 Washington, Sloane "George," OF (1935-36)
 Watwood, John, OF-IF (1929-32)
 Way, Bob, IF (1927)
 Weaver, Art, C (1908)
 Weaver, Floyd, P (1970)
 Weaver, George "Buck," IF (1912-20)
 Webb, Earl, OF-IF (1933)
 Webb, Jim "Skeeter," IF (1940-44)
 Wehde, Wilbur "Biggs," P (1930-31)
 Wehrmeister, Dave, P (1985)
 Weigel, Ralph, C-OF (1948)
 Weiland, Bob, P (1928-31)
 Weiland, Ed, P (1940, '42)
 Weis, Al, IF-OF (1962-67)
 Weiday, Mike, OF (1907-09)
 Wells, Leo, IF (1942, '46)
 West, Sammy, OF (1942)
 Wheeler, Don, C (1949)
 White, Ed, OF (1955)
 White, Guy "Doc," P-OF-IF (1903-13)
 Whitehead, John "Porkchops," P (1935-39)
 Whitman, Frank, IF (1946, '48)
 Widmar, Al, P (1952)
 Wienke, John, P (1921)
 Wight, Bill, P (1948-50)
 Wiles, Randy, P (1977)
 Wilhelm, Hoyt, P (1963-68)
 Wilkinson, Roy, P (1919-22)
 Willard, Jerry, C (1990)
 Williams, Claude "Lefty," P (1916-20)
 Williams, Eddie, IF (1989)
 Williams, Kenny, OF-IF-DH (1986-88)
 Williams, Walt "No-Neck," OF-IF (1967-72)
 Williamson, Al, P (1928)
 Willingham, Tom "Hugh," IF (1930)
 Willis, Carl, P (1988)
 Wills, Ted, P (1965)
 Willoughby, Jim, P (1978)
 Wilson, Frank "Kid," OF (1918, '27)
 Wilson, Bill, OF (1950, '53-54)
 Wilson, Bob "Red," C (1951-54)
 Wilson, Jim, P (1956-58)
 Wilson, Roy, P (1928)
 Wilson, Teddy, OF-IF (1952)
 Winn, Jim, P (1987)
 Wirts, Elwood "Kettle," C (1924)
 Wise, Archie, P (1932)
 Wolfe, Roy "Polly," OF (1912, '14)
 Wolfgang, Mellie, P (1914-18)
 Wood, Wilbur, P (1967-78)
 Woodward, Mike, IF-DH (1988)
 Woodward, Frank, P (1923)
 Wortham, Richard "Tex," P (1978-80)
 Worthington, Al, P (1960)
 Wright, Ed "Ceylon," IF (1916)
 Wright, Glenn, IF (1935)
 Wright, Taft "Taffy," OF (1940-42, '46-48)
 Wright, Tom, OF (1952-53)
 Wrona, Rick, C (1993)
 Wyatt, Whitlow, P (1933-36)
 Wynn, Eady, P (1958-62)
 Wynne, Billy, P (1968-70)

Y (5)

Yancy, Hugh, IF-DH (1972, '74, '76)
 Yankowski, George, C (1949)
 Yaryan, Clarence "Yam," C (1921-22)
 York, Rudy, IF (1947)
 Young, Irv, P (1910-11)

Z (7)

Zanni, Dom, P (1962-63)
 Zarilla, Al, OF (1951-52)
 Zeider, Rollie, IF (1910-13)
 Zernial, Gus, OF (1949-51)
 Zisk, Richie, OF-DH (1977)
 Zupcic, Bob, IF-OF (1994-)
 Zwilling, Ed "Dutch," OF (1910)


White Sox Parks

New Comiskey Park: The new Comiskey Park opened on April 18, 1991, three years after the Illinois General Assembly passed legislation to build the park directly across the street from old Comiskey Park. A ground-breaking ceremony was held on May 7, 1989, with Mayor Richard M. Daley and Governor James Thompson in attendance. The new park features an exploding scoreboard, an old-time facade complete with arches and over 40,000 unobstructed-view seats. The new Comiskey Park attracted a club record 2,934,154 fans in its first year and drew rave reviews from the general public and baseball officials.

Old Comiskey Park: After nine years in the South Side Grounds, Charles Comiskey started construction on his new "Baseball Palace of the World" at the corner of 35th Street and Shields Avenue. White Sox Park opened on July 1, 1910, but soon became known as Comiskey Park. The new park was designed by architect Zachary Taylor Davis with help from Comiskey and pitcher Ed Walsh. Comiskey Park featured spacious dimensions (362 feet down each line and 420 feet to straight-away center field.). Before the 1927 season, the park was enclosed by a double-decked outfield grandstand. On August 14, 1939, the first night game in Chicago was played at Comiskey Park, with the Sox defeating the St. Louis Browns, 5-2. The first large center field scoreboard was built in 1950 and lasted until replaced by Bill Veeck's exploding version in 1960. In 1982, a new scoreboard, complete with color video board, was constructed along with new Golden Box seats, dugouts and a level of luxury sky suites. The White Sox played their final campaign at old Comiskey Park in 1990. The festive final weekend of the old stadium was capped by a 2-1 Sox victory over the Seattle Mariners in the final game on September 30, 1990.

39th Street Grounds: The first home of the Chicago White Sox was located at 39th Street and Princeton, four blocks south of the present Comiskey Park. The 39th Street Grounds served as the playing field of the Chicago Wanderers cricket team during the 1893 World's Fair. Charles Comiskey built a wooden grandstand on the site in 1900. The capacity of the tiny grandstand never exceeded 7,500. It served as the home of the White Sox until June 27, 1910 when the club vacated the park for Comiskey Park at 35th Street and Shields. The grounds were leased to John Schorling, a South Side saloon keeper who owned the American Giants Negro League team. The park served as the home of Chicago's Negro League teams until the park was demolished in the late 1940s to make way for a public housing project.

RECORDS



RECORDS

All-Star pitcher Jason Bere topped the American League with an .857 (12-2) winning percentage in 1994.

ALL-TIME RECORDS

Games Played:	*14,569
Games Won:	7,295
Games Lost:	**7,173
Games Tied:	98

* Three games ordered replayed: 1915 (1), 1939 (1), 1940 (1).

** Three games forfeited (May 2, 1901 vs. Detroit; April 26, 1925 vs. Cleveland; July 12, 1979 vs. Detroit).

Versus Current Opponents

Opponent	Years	Won	Lost	Tied	Pct.
Baltimore	1954-	283	310	4	.477
Boston	1901-	854	883	11	.492
Detroit	1901-	842	905	15	.482
New York	1903-	746	958	12	.438
Toronto	1977-	94	112	0	.456
Cleveland	1901-	893	856	17	.511
Kansas City	1969-	174	193	0	.474
Milwaukee	1970-	163	140	0	.538
Minnesota	1961-	237	271	2	.467
Calif./L.A.	1961-	267	256	1	.511
Oakland	1968-	197	195	0	.503
Seattle	1977-	130	98	0	.570
Texas	1972-	167	148	3	.530

Versus Defunct Teams

Opponent	Years	Won	Lost	Tied	Pct.
Baltimore	1901-02	25	12	2	.676
Milwaukee	1901	16	4	0	.800
St. Louis	1902-53	619	491	13	.558
Philadelphia	1901-54	589	585	6	.502
Kansas City	1955-67	166	92	0	.643
Washington	1901-60	714	585	12	.550
Washington	1961-71	109	71	0	.605
Seattle	1969	10	8	0	.555

Versus 1900 Teams (AL Designated A Minor League)

Opponent	Won	Lost	Tied	Pct.
Buffalo	11	9	0	.555
Cleveland	13	7	1	.650
Detroit	10	10	0	.500
Indianapolis	12	5	0	.706
Kansas City	7	13	0	.350
Milwaukee	12	6	1	.667
Minnesota	17	3	0	.850
Totals	82	53	2	.607

Best Single-Season Records vs. AL

East	Year	Record	Central	Year	Record
Baltimore	1954	15-7	Cleveland	1941	17-5
Boston	1906	18-4	Kansas City	1983, '90	9-4
Detroit	1920	19-3	Milwaukee	1989, '90	10-2
New York	1990	10-2	Minnesota	1993	10-3
Toronto	1977	8-3			

West	Year	Record
California/Los Angeles	1980, '83, '92	10-3
Oakland	1977	10-5
Seattle	1983	12-1
Texas	1972	14-4

Best Single-Season Records vs. Defunct Teams

Club	Year	Record
Baltimore	1901	14-4
Milwaukee	1901	16-4
St. Louis	1915, '37, '39	18-4
Philadelphia	1909	19-3
Kansas City	1964	16-2
Washington (1901-60)	1909	19-3
Washington (1961-71)	1961, '63, '65	13-5
Seattle	1969	10-8

TEAM RECORDS

Top Home Records

Wins	Year	Percentage	Year
57	1917	.740 (57-20)	1917
55	1972	.705 (55-23)	1972
55	1983	.701 (54-23)	1906
54	1906	.684 (52-24)	1920
53	1961	.679 (55-26)	1983

Top Road Records

Wins	Year	Percentage	Year
49	1993	.636 (49-28)	1954
49	1954	.623 (48-29)	1953
48	1953	.610 (47-30)	1959
47	1965	.610 (47-30)	1951
47	1959	.605 (49-32)	1993
47	1951		

Top Records vs. AL East

Wins	Year	Percentage	Year
49	1982	.583 (49-35)	1982
48	1993	.571 (48-36)	1993
47	1992	.560 (47-37)	1992
47	1990	.560 (47-37)	1990
45	1991	.542 (39-33)	1977

Top Records vs. AL Central

Wins	Year	Percentage	Year
21	1994	.525 (21-19)	1994

Top Records vs. AL West

Wins	Year	Percentage	Year
55	1983	.705 (55-23)	1983
51	1977	.632 (24-14)	1994
48	1978	.603 (47-31)	1990
48	1972	.590 (46-32)	1993
48	1971	.585 (48-34)	1972

Top Records vs. Left-handers (Since 1952)

Wins	Year	Percentage	Year
40	1990	.667 (30-15)	1954
40	1964	.661 (37-19)	1983
37	1983	.615 (40-25)	1990
35	1963	.615 (24-15)	1955
32	1956	.610 (25-16)	1959

Top Records vs. Right-handers (Since 1952)

Wins	Year	Percentage	Year
71	1961	.637 (65-37)	1953
71	1960	.625 (65-39)	1972
69	1959	.624 (58-35)	1964
68	1965	.613 (68-43)	1965
67	1993	.611 (69-44)	1959

Top Day Records (Since 1952)

Wins	Year	Percentage	Year
65	1954	.649 (48-26)	1965
64	1957	.647 (33-18)	1983
62	1959	.636 (21-12)	1994
60	1955	.633 (62-36)	1959
60	1953	.627 (64-38)	1957

Top Night Records (Since 1952)

Wins	Year	Percentage	Year
72	1990	.689 (31-14)	1955
69	1993	.605 (46-30)	1960
66	1983	.604 (29-19)	1954
64	1991	.602 (50-33)	1964
64	1982	.596 (53-36)	1963

Top One-Run Game Records (Since 1901)

Wins	Year	Percentage	Year
38	1972	.700 (35-15)	1959
38	1967	.655 (38-20)	1972
35	1959	.622 (28-17)	1983
35	1908	.615 (32-20)	1905
33	1904	.608 (31-20)	1964

Top Extra-Inning Records (Since 1901)

Wins	Year	Percentage	Year
15	1991	.917 (11-1)	1906
15	1965	.833 (10-2)	1945
14	1966	.800 (12-3)	1959
13	1920	.727 (8-3)	1983
12	Six times	.722 (13-5)	1920

Best Homestands (Since 1901)

Percentage	Dates	Opponents
1.000 (7-0)	September 5-11, 1983	Oak., Cal.
1.000 (7-0)	April 18-26, 1972	Tex., K.C., Cle.
1.000 (7-0)	May 12-16, 1965	K.C., L.A.
1.000 (6-0)	July 13-19, 1989	Mil., N.Y.
.938 (15-1)	June 13-25, 1961	L.A., Min., Cle., Was., Det.
.938 (15-1)	June 5-21, 1908	Was., Phi., N.Y., Bos.
.938 (15-1)	July 27-August 13, 1906	Was., Phi., N.Y., Bos.
.917 (11-1)	July 21-August 4, 1959	Bos., Bal., N.Y., Was.
.875 (7-1)	May 17-23, 1976	Cal., Min., Oak.
.867 (13-2)	May 10-29, 1917	N.Y., Phi., Bos., Was., St.L.
.857 (6-1)	April 26-May 2, 1993	Bal., Mil., Tor.
.857 (6-1)	September 14-20, 1987	Min., Sea.
.857 (6-1)	August 26-September 1, 1983	Bos., Tex., K.C.
.857 (6-1)	August 9-14, 1982	Bal., N.Y.
.857 (6-1)	June 27-July 3, 1977	Del., K.C., Tex.
.857 (6-1)	May 1-8, 1973	Bal., N.Y., Bos.
.857 (12-2)	June 15-27, 1956	Was., N.Y., Bos., Bal., Cle.

Best Road Trips (Since 1901)

Percentage		Dates	Opponents
1.000	(6-0)	June 22-27, 1990	Oak., Cal.
1.000	(6-0)	April 11-17, 1982	N.Y., Bos., Bal.
1.000	(11-0)	May 15-27, 1951	Bos., N.Y., Was., Phi., Cle.
.917	(11-1)	July 9-19, 1936	Bos., N.Y., Was., Phi.
.909	(10-1)	August 13-22, 1965	Bos., Was., K.C.
.889	(8-1)	April 18-May 1, 1912	St.L., Cle., Det.
.857	(6-1)	July 5-10, 1994	Det., Mil.
.857	(6-1)	April 8-17, 1991	Bal., Det., N.Y.
.857	(6-1)	August 10-16, 1962	K.C., Cle.
.846	(11-2)	June 16-28, 1953	Was., Phi., N.Y., Bos.
.846	(11-2)	September 22-October 3, 1943	Phi., Was., N.Y., Bos.
.833	(5-1)	August 31-September 5, 1993	N.Y., Det.
.833	(5-1)	September 14-20, 1992	N.Y., Cle.
.833	(5-1)	June 8-13, 1990	Min., Sea.
.833	(5-1)	May 7-12, 1982	Det., Tor.
.833	(5-1)	June 24-29, 1980	Cal., Oak.
.833	(5-1)	July 4-10, 1977	Sea., Det.
.833	(5-1)	August 4-8, 1971	Cal., Oak.
.833	(5-1)	April 13-19, 1962	K.C., L.A.
.833	(10-2)	May 10-27, 1957	Det., Was., Bal., Bos., N.Y., Cle.

Season Sweeps (Since 1901)

Home			Road		
Record	Year	Opponent	Record	Year	Opponent
6-0	1993	Cleveland	5-0	1992	Detroit
6-0	1990	Kansas City	6-0	1990	Milwaukee
6-0	1989	Milwaukee	6-0	1980	California
6-0	1984	Cleveland			
7-0	1983	Seattle	Minimum: Five games		
6-0	1982	Baltimore			
6-0	1972	Milwaukee			
9-0	1965	California			
9-0	1964	Kansas City A's			
11-0	1960	Boston			
11-0	1944	Washington			
12-0	1915	St. Louis			

Top Monthly Records (Since 1901)

Wins	Year	Percentage	Year
23	September, 1905	.840 (21-4)	August, 1906
22	11 times	.800 (20-5)	May, 1951
		.786 (22-6)	September, 1983
		.786 (22-6)	July, 1977
		.786 (22-6)	June, 1961

Top April Records (Since 1901)

Wins	Year	Percentage	Year
13	1994	.857 (6-1)	1919
13	1993	.778 (7-2)	1920
12	1980	.769 (10-3)	1966
11	1992	.750 (9-3)	1935
11	1991	.714 (10-4)	1912
11	1988		
11	1982		
11	1981		
11	1962		

Top May Records (Since 1901)

Wins	Year	Percentage	Year
20	1963	.800 (20-5)	1951
20	1951	.750 (18-6)	1919
20	1901	.708 (17-7)	1907
19	1965	.696 (16-7)	1917
19	1954	.696 (16-7)	1915

Top June Records (Since 1901)

Wins	Year	Percentage	Year
22	1961	.786 (22-6)	1961
21	1964	.750 (15-5)	1902
21	1956	.731 (19-7)	1915
19	1915	.700 (21-9)	1956
19	1908	.692 (18-8)	1920
19	1906		

Top July Records (Since 1901)

Wins	Year	Percentage	Year
22	1977	.786 (22-6)	1977
22	1920	.741 (20-7)	1959
22	1919	.704 (19-8)	1991
22	1916	.690 (20-9)	1960
20	1960	.679 (19-9)	1935
20	1959		
20	1955		
20	1953		

Top August Records (Since 1901)

Wins	Year	Percentage	Year
22	1983	.840 (21-4)	1906
22	1965	.724 (21-8)	1954
22	1956	.710 (22-9)	1983
22	1917	.710 (22-9)	1917
21	Five times	.700 (21-9)	1959

Top September Records (Since 1901)

Wins	Year	Percentage	Year
23	1905	.786 (22-6)	1983
22	1983	.750 (18-6)	1926
20	1904	.731 (19-7)	1916
19	1987	.708 (17-7)	1917
19	1940	.679 (19-9)	1987
19	1916		
19	1908		

Season Records

- Highest Batting Average: .295 (1920)
- Most .300 Hitters (based on 300 ABs): 5 (1920, '24, '36, '37)
- Lowest Batting Average: .211 (1910)
- Most At-Bats: 5,633 (1977)
- Most Hits: 1,597 (1936)
- Most Singles: 1,199 (1936)
- Most Doubles: 314 (1926)
- Most Triples: 102 (1915)
- Most Home Runs: 192 (1977)
- Most Consecutive Games/Home Runs: 16 (1987, 32 home runs)
- Most Grand Slam Home Runs: 7 (1961, '93)
- Most Pinch-Hit Home Runs: 9 (1984)
- Most Total Bases: 2,502 (1977)
- Highest Slugging Percentage: .444 (1977)
- Most RBI: 862 (1936)

Most Runs: 920 (1936)
Most Bases On Balls: 702 (1949)
Most Stolen Bases: 280 (1901)
Fewest Stolen Bases: 19 (1950)
Most Sacrifice Flies: 69 (1992)
Highest Fielding Average: .982 (1954, '57, '62, '93)
Fewest Errors: 107 (1957)
Most Consecutive Errorless Games: 9 (1955, '64)
Most Errors: 345 (1901)
Most Passed Balls: 45 (1965)
Most Double Plays: 187 (1970, '74)
Lowest Earned Run Average: 1.99 (1905)
Highest Earned Run Average: 5.41 (1934)
Most Complete Games: 134 (1904)
Most Shutouts: 32 (1906)
Most Saves: 68 (1990)
Most Strikeouts: 1,023 (1985)
Fewest Walks Issued: 255 (1906)
Most Walks Issued: 734 (1950)

Single-Game Records

Runs: 29, April 23, 1955 at Kansas City*
Runs (Inning): 13, 4th, September 26, 1943 vs. Washington
Hits: 29, April 23, 1955 at Kansas City
Left On Base: 18, September 28, 1974 at Oakland
Double Plays: 6, September 2, 1973 vs. California
Triples: 6, September 9, 1901 (second game) vs. Boston; September 15, 1901 vs. Milwaukee; September 17, 1920 vs. New York
Home Runs: 7, April 23, 1955 at Kansas City
Pinch-Hit Home Runs: 2, July 6, 1980 vs. Oakland (L. Johnson, G. Pryor)
Grand Slams: 2, May 1, 1901 vs. Detroit (MacFarland, Hoy)
Stolen Bases: 7, May 7, 1919 vs. Detroit
Shortest Game: 1:08, August 29, 1915, Chicago 5, Philadelphia 0

*Denotes American League record

INDIVIDUAL RECORDS

Single-Game

Hits: 6, Floyd Robinson, July 22, 1962 vs. Boston; Rip Radcliff, July 18, 1936 vs. Philadelphia; Hank Steinbacher, June 22, 1938 vs. Washington
Doubles: 4, Mike Kreevich, September 4, 1937 at Detroit; Marv Owen, April 23, 1939 vs. St. Louis
Triples: 2, last Lance Johnson, May 30, 1994 at New York
Home Runs: 4, Pat Seerey, July 18, 1948 at Philadelphia (11 innings)
RBI: 8, Carl Reynolds, July 2, 1930 at New York; Tommy McCraw, May 24, 1967 at Minnesota; Jim Spencer (twice), May 14, 1977 vs. Cleveland and July 2, 1977 vs. Minnesota
Stolen Bases: 4, George Davis, June 14, 1905; Jimmy Callahan, September 16, 1905 vs. St. Louis
Walks: 5, Tony Muser, July 3, 1973 at Texas
Strikeouts (pitcher): 16, Jack Harshman, July 25, 1954 at Boston
Consecutive Strikeouts (pitcher): 7, Joe Cowley, May 28, 1986 at Texas*
Walks (pitcher): 12, Vallie Eaves, April 22, 1940 vs. Detroit

*Denotes American League record to begin a game

Single-Season Batting

Most Games: 163, Greg Walker (1985), Don Buford (1963)
Most At-Bats: 649, Nellie Fox (1956)
Most Runs: 135, John Mostil (1925)
Most Hits: 222, Eddie Collins (1920)
Most Singles: 169, Eddie Collins (1920)
Most Doubles: 46, Frank Thomas (1992)
Most Triples: 21, Joe Jackson (1916)
Most Home Runs: 41, Frank Thomas (1993)
Most Right-Handed Home Runs: 41, Frank Thomas (1993)
Most Left-Handed Home Runs: 31, Oscar Gamble (1977)
Most Road Home Runs: 19, Eddie Robinson (1951)
Most Rookie Home Runs: 35, Ron Kittle (1983)

Most Home Runs, One Month: 13, Dick Allen (1972)
Most Grand Slam Home Runs: 3, Pele Ward (1964)
Most Total Bases: 336, Joe Jackson (1920)
Most Sacrifice Hits: 44, Buck Weaver (1916)
Most Sacrifice Flies: 13, *Frank Thomas (1993)*
Most Stolen Bases: 77, Rudy Law (1983)
Most Times Caught Stealing: 29, Eddie Collins (1923)
Most Bases On Balls: 138, *Frank Thomas (1991)*
Most Strikeouts: 175, Dave Nicholson (1963)
Fewest Strikeouts: 11, Nellie Fox (1958)
Most Times Hit By Pitch: 23, Minnie Minoso (1956)
Most RBI: 138, Zeke Bonura (1936)
Highest Batting Average: .388, Luke Appling (1936)
Highest Slugging Percentage: .729, *Frank Thomas (1994)*
Longest Hitting Streak: 27 games, Luke Appling (1936)
Grounded Into Most Double Plays: 29, George Bell (1992)
Grounded Into Fewest Double Plays: 3, Don Buford (1966-67), Tony Lupien (1948)
Most Pinch Hits: 21, Smoky Burgess (1966)
Most Pinch-Hit Home Runs: 3, Oscar Gamble (1977), Ron Northey (1956), John Romano (1959)

Single-Season Pitching

Most Games: 88, Wilbur Wood (1968)
Most Games, Left-Hander: 88, Wilbur Wood (1968)
Most Games, Right-Hander: 82, Eddie Fisher (1965)
Most Games Started: 49, Wilbur Wood (1972), Ed Walsh (1908)
Most Complete Games: 42, Ed Walsh (1908)
Most Games Finished: 73, Bobby Thigpen (1990)
Most Games Finished, Left-Hander: 62, Wilbur Wood (1970)
Most Games Finished, Right-Hander: 73, Bobby Thigpen (1990)
Most Innings: 464.0, Ed Walsh (1908)
Most Wins: 40, Ed Walsh (1908)
Most Wins By A Rookie: 21, Reb Russell (1913)
Most Losses: 25, Patrick Flaherty (1903)
Highest Winning Percentage: .857, *Jason Bere (12-2, 1994)*
Most Consecutive Wins: 13, LaMarr Hoyt (1983)
Most Consecutive Wins At The Start Of A Season: 9, LaMarr Hoyt (1982), Orval Grove (1943), Lefty Williams (1917)
Most Consecutive Losses: 14, Howard Judson (1949)
Most Saves: 57, Bobby Thigpen (1990)
Most Bases On Balls: 147, Vern Kennedy (1936)
Most Strikeouts: 269, Ed Walsh (1908)
Most Strikeouts, Nine-Inning Game: 16, Jack Harshman (July 25, 1954)
Most Shutouts: 12, Ed Walsh (1908)
Most 1-0 Shutouts Won: 5, Reb Russell (1913)
Most Shutouts Lost: 8, Ed Walsh (1907), Patsy Flaherty (1903)
Most 1-0 Shutouts Lost: 4, Billy Pierce (1955)
Most Batters Faced: 1,690, Ed Walsh (1908)
Most Runs: 182, Dickie Kerr (1921)
Most Earned Runs: 162, Dickie Kerr (1921)
Most Hits: 381, Wilbur Wood (1973)
Most Hit Batsmen: 16, Jim Scott (1909)
Most Wild Pitches: 17, Tommy John (1970)
Most Home Runs: 33, Billy Pierce (1958)
Lowest Earned Run Average: 1.52, Doc White (1906)
Most Consecutive Scoreless Innings: 45, Doc White (1904)

Career Batting

Most Years: 20, Luke Appling
Most At Bats: 8,857, Luke Appling
Most Runs: 1,319, Luke Appling
Most Hits: 2,749, Luke Appling
Most Singles: 2,162, Luke Appling
Most Doubles: 440, Luke Appling
Most Triples: 104, Nellie Fox, Shano Collins
Most Home Runs: 214, Carlton Fisk
Most Right-Handed Home Runs: 214, Carlton Fisk
Most Left-Handed Home Runs: 186, Harold Baines
Most Career Grand Slam Home Runs: 5, Harold Baines, *Robin Ventura*
Most Total Bases: 3,528, Luke Appling
Most Stolen Bases: 366, Eddie Collins
Most Bases On Balls: 1,302, Luke Appling
Most Runs Batted In: 1,116, Luke Appling
Most Pinch Hits: 87, Jerry Hairston

Career Pitching

Most Years: 21, Ted Lyons
Most Games: 669, Red Faber
Most Innings: 4,161.0, Ted Lyons
Most Wins: 260, Ted Lyons
Most Years With 20 Or More Wins: 4, Wilbur Wood, Red Faber, Ed Walsh
Most Losses: 230, Ted Lyons
Most Consecutive Wins: 15, LaMarr Hoyt (1983-84)
Most Bases On Balls: 1,213, Red Faber
Most Strikeouts: 1,796, Billy Pierce
Most Shutouts: 57, Ed Walsh
Most 1-0 Shutouts: 13, Ed Walsh
Most Shutout Losses: 8, Ed Walsh (1907), Patsy Flaherty (1903)

SINGLE-SEASON BATTING LEADERS

Average

.388	Luke Appling	1936
.382	Joe Jackson	1920
.369	Eddie Collins	1920
.360	Eddie Collins	1923
.359	Carl Reynolds	1930
.353	Frank Thomas	1994
.352	Bibb Falk	1924
.351	Joe Jackson	1919
.349	Eddie Collins	1924
.348	Luke Appling	1940

Runs

135	John Mostil	1925
120	Zeke Bonura	1936
	Rip Radcliff	1936
	John Mostil	1926
	Fielder Jones	1901
119	Minnie Minoso	1954
	Lu Blue	1931
118	Eddie Collins	1915
115	Eddie Collins	1920
112	Dummy Hoy	1901

Games

163	Greg Walker	1985
	Don Buford	1966
162	Jim Morrison	1980
	Ken Henderson	1974
	Ron Hansen	1965
161	Dave Gallagher	1989
	Harold Baines	1982
160	Frank Thomas	1992
	Lance Johnson	1991
	Ozzie Guillen	1990
	Harold Baines	1985
	Steve Kemp	1982
	Tommie Agee	1966

Hits

222	Eddie Collins	1920
218	Joe Jackson	1920
210	Buck Weaver	1920
207	Rip Radcliff	1936
204	Luke Appling	1936
202	Carl Reynolds	1930
	Joe Jackson	1916
201	Nellie Fox	1954
200	Al Simmons	1933
198	Harold Baines	1985
	Nellie Fox	1955

At Bats

649	Nellie Fox	1956
648	Nellie Fox	1952
640	Harold Baines	1985
636	Jorge Orta	1976
	Nellie Fox	1955
631	Nellie Fox	1954
630	Buck Weaver	1920
629	Tommie Agee	1966
625	Luis Aparicio	1961
624	Nellie Fox	1959
	Nellie Fox	1953

Extra-Base Hits

77	Frank Thomas	1993
74	Joe Jackson	1920
73	Frank Thomas	1994
72	Frank Thomas	1992
70	Dick Allen	1972
69	Happy Felsch	1920
68	Ivan Calderon	1987
67	Harold Baines	1984
66	Greg Walker	1985
	Floyd Robinson	1962
	Minnie Minoso	1954
	Zeke Bonura	1934
	Smead Jolley	1930

Doubles

46	Frank Thomas	1992
45	Floyd Robinson	1962
44	Ivan Calderon	1990
	Chet Lemon	1979
43	Bibb Falk	1926
	Earl Sheely	1925
42	Luke Appling	1937
	Red Kress	1932
	Joe Jackson	1920
41	Zeke Bonura	1937
	John Mostil	1926

Triples

21	Joe Jackson	1916
20	Joe Jackson	1920
18	Minnie Minoso	1954
	Carl Reynolds	1930
	Jack Fournier	1915
	Harry Lord	1911
17	Joe Jackson	1917
	Eddie Collins	1916
	Shano Collins	1915
	Sam Mertes	1901

Home Runs

41	Frank Thomas	1993
38	Frank Thomas	1994
37	Carlton Fisk	1985
	Dick Allen	1972
35	Ron Kittle	1983
33	Bill Melton	1971
	Bill Melton	1970
32	Frank Thomas	1991
	Ron Kittle	1984
	Greg Luzinski	1983
	Dick Allen	1974

RBI

138	Zeke Bonura	1936
128	Frank Thomas	1993
	Luke Appling	1936
121	Joe Jackson	1920
119	Al Simmons	1933
117	Eddie Robinson	1951
116	Minnie Minoso	1954
115	Frank Thomas	1992
	Happy Felsch	1920
114	Smead Jolley	1930
113	Harold Baines	1985
	Dick Allen	1972

Total Bases

336	Joe Jackson	1920
333	Frank Thomas	1993
329	Carl Reynolds	1930
309	Frank Thomas	1991
308	Harold Baines	1984
307	Frank Thomas	1992
305	Dick Allen	1972
304	Minnie Minoso	1954
303	Smead Jolley	1930
300	Happy Felsch	1920

Slugging Pct.

.729	Frank Thomas	1994
.607	Frank Thomas	1993
.603	Dick Allen	1972
.589	Joe Jackson	1920
.588	Oscar Gamble	1977
.584	Carl Reynolds	1930
.573	Zeke Bonura	1937
.563	Dick Allen	1974
.553	Frank Thomas	1991
.545	Zeke Bonura	1934

On-Base Pct.

.487	Frank Thomas	1994
.474	Luke Appling	1936
.461	Eddie Collins	1925
.460	Eddie Collins	1915
.455	Eddie Collins	1923
.444	Joe Jackson	1920
.441	Eddie Collins	1924
.439	Frank Thomas	1992
	Luke Appling	1949
.437	Luke Appling	1935

Walks

138	Frank Thomas	1991
127	Lu Blue	1931
122	Frank Thomas	1992
	Luke Appling	1935
121	Luke Appling	1949
119	Eddie Collins	1915
112	Frank Thomas	1993
109	Frank Thomas	1994
108	Ferris Fain	1953
105	Robin Ventura	1993
	Luke Appling	1939

Strikeouts

175	Dave Nicholson	1963
150	Sammy Sosa	1990
	Ron Kittle	1983
137	Ron Kittle	1984
129	Tommie Agee	1967
127	Tommie Agee	1966
126	Ron Karkovice	1993
	Dick Allen	1972
	Dave Nicholson	1964
120	Greg Luzinski	1982
117	Greg Luzinski	1983
	Deron Johnson	1975

Hitting Streaks (Games)

27	Luke Appling	1936
26	Guy Curtright	1943
25	Lance Johnson	1992
24	Chico Carrasquel	1950
23	Minnie Minoso	1955
22	Sam Mele	1953
	Eddie Collins	1920
21	Roy Sievers	1960
20	Ken Berry	1967
	Rip Radcliff	1937
	Eddie Collins	1916

Stolen Bases

77	Rudy Law	1983
56	Luis Aparicio	1959
	Wally Moses	1943
53	Luis Aparicio	1961
	Eddie Collins	1917
52	Gary Redus	1987
	Frank Isbell	1901
51	Tim Lincecum	1991
	Don Buford	1966
	Luis Aparicio	1960

Pinch Hits

21	Smoky Burgess	1966
20	Smoky Burgess	1965
18	Jerry Hairston	1984
17	Jerry Hairston	1983
	Pete Ward	1969
15	Ron Northey	1956
14	Smead Jolley	1931
	Jerry Hairston	1986
	Jerry Hairston	1985

Pinch At-Bats

66	Smoky Burgess	1966
65	Smoky Burgess	1965
62	Jerry Hairston	1983
60	Smoky Burgess	1967
59	Jerry Hairston	1984
53	Jerry Hairston	1985
47	Jerry Hairston	1982
46	Jerry Hairston	1986
	Pete Ward	1969

Pinch-Hit Batting Average

.467	Smead Jolley	1931
.394	Eddie Murphy	1920
.385	Ron Northey	1956
.375	Eddie Murphy	1917
.371	Greg Walker	1983
.370	Pete Ward	1969
.355	Walt Dropo	1957
.318	Smoky Burgess	1966
.310	Tom Wright	1953

Runs Per Game

.94	Frank Thomas	1994
.90	Fielder Jones	1901
.88	Johnny Mostil	1925
.87	Rip Radcliff	1936
.85	Dummy Hoy	1901
.82	Harry Hooper	1924
.81	Zeke Bonura	1936
	Johnny Mostil	1926
.80	Luke Appling	1936
.79	Minnie Minoso	1951
	Sammy Strang	1902

RBI Per Game

.93	Luke Appling	1936
	Zeke Bonura	1936
.89	Frank Thomas	1994
.88	Julio Franco	1994
.87	Zeke Bonura	1934
.86	Zeke Bonura	1937
.84	Frank Thomas	1993
.83	Joe Jackson	1920
.82	Al Simmons	1933
.81	Happy Felsch	1920

Strikeout Average

.390	Dave Nicholson	1963
.329	Ron Karkovice	1994
.313	Ron Karkovice	1993
.288	Ron Kittle	1983
.282	Sammy Sosa	1990
.249	Dick Allen	1972
.244	Tommie Agee	1967
.233	Greg Luzinski	1983
	Pete Ward	1967
.212	Greg Luzinski	1981

Walk Average

.215	Frank Thomas	1994
.198	Frank Thomas	1991
.197	Luke Appling	1949
.195	Ferris Fain	1953
.189	Luke Appling	1935
.188	Larry Rosenthal	1940
.186	Eddie Collins	1915
.181	Eddie Collins	1918
.177	Lu Blue	1931
.176	Frank Thomas	1992

Hitting For The Cycle

Carlton Fisk was the last White Sox player to hit for the cycle when he became the third player in club history to accomplish the feat on May 16, 1984 vs. Kansas City. Ray Schalk was the first to do so on June 22, 1922 at Detroit. Jack Brohamer also hit for the cycle on September 24, 1977 at Seattle.

SINGLE-SEASON PITCHING LEADERS

Wins

40	Ed Walsh	1908
29	Ed Cicotte	1919
28	Ed Cicotte	1917
27	Ed Walsh	1912
	Ed Walsh	1911
	Doc White	1907
25	Red Faber	1921
	Frank Smith	1909
24	LaMarr Hoyt	1983
	Wilbur Wood	1973
	Wilbur Wood	1972
	Red Faber	1915
	Jim Scott	1915
	Ed Walsh	1907
	Clark Griffith	1901

Games

88	Wilbur Wood	1968
82	Eddie Fisher	1965
77	Bobby Thigpen	1990
	Wilbur Wood	1970
	Bob Locker	1967
76	Wilbur Wood	1969
73	Scott Radinsky	1993
	Hoyt Wilhelm	1964
72	Hoyt Wilhelm	1968
70	Roberto Hernandez	1993
	Bob Locker	1968
69	Bob James	1985
68	Scott Radinsky	1992
	Bobby Thigpen	1988

Relief Wins

15	Eddie Fisher	1965
13	Gerry Staley	1960
	Earl Caldwell	1946
12	Wilbur Wood	1968
	Hoyt Wilhelm	1964
11	Barry Jones	1990
	Clint Brown	1939
10	Cy Acosta	1973
	Wilbur Wood	1969
	Gordon Maltzberger	1944
9	Rich Gossage	1975

Games Started

49	Wilbur Wood	1972
	Ed Walsh	1908
48	Wilbur Wood	1973
46	Ed Walsh	1907
43	Wilbur Wood	1975
42	Wilbur Wood	1974
	Stan Bahnsen	1973
	Wilbur Wood	1971
41	Jim Kaat	1975
	Stan Bahnsen	1972
	Ed Walsh	1912
40	Frank Smith	1909

Losses

25	Patsy Flaherty	1903
24	Pat Caraway	1931
21	Stan Bahnsen	1973
	Ted Lyons	1933
	Jim Scott	1913

Complete Games

42	Ed Walsh	1908
37	Frank Smith	1909
	Ed Walsh	1907
34	Frank Owen	1904
33	Ed Walsh	1911
	Ed Walsh	1910
32	Red Faber	1921
	Ed Walsh	1912
	Frank Owen	1905
31	Red Faber	1922

Saves

57	Bobby Thigpen	1990
38	Roberto Hernandez	1993
34	Bobby Thigpen	1989
	Bobby Thigpen	1988
32	Bob James	1985
30	Bobby Thigpen	1991
	Ed Farmer	1980
29	Terry Forster	1972
27	Hoyt Wilhelm	1964
26	Rich Gossage	1975

Innings

464.0	Ed Walsh	1908
422.1	Ed Walsh	1907
393.0	Ed Walsh	1912
376.2	Wilbur Wood	1972
369.2	Ed Walsh	1910
368.2	Ed Walsh	1911
365.0	Frank Smith	1909
359.1	Wilbur Wood	1973
352.0	Red Faber	1922
346.2	Ed Cicotte	1917

ERA

1.27	Ed Walsh	1910
1.41	Ed Walsh	1909
1.42	Ed Walsh	1908
1.52	Doc White	1906
1.53	Ed Cicotte	1917
1.58	Ed Cicotte	1913
1.60	Ed Walsh	1907
1.72	Doc White	1909
1.76	Doc White	1905

Hits/9 IP

5.89	Ed Walsh	1910
6.07	Joel Horlen	1964
6.39	Ed Cicotte	1917
6.42	Eddie Fisher	1965
6.44	Frank Smith	1908
6.47	Gary Peters	1967
6.49	Ed Walsh	1909
6.56	Joel Horlen	1967
6.57	Doc White	1906
6.63	Frank Smith	1905

Strikeouts

269	Ed Walsh	1908
258	Ed Walsh	1910
255	Ed Walsh	1911
254	Ed Walsh	1912
215	Gary Peters	1967
210	Wilbur Wood	1971
209	Tom Bradley	1972
206	Tom Bradley	1971
	Ed Walsh	1907
205	Gary Peters	1964

Strikeouts/9 IP

8.69	Juan Pizarro	1961
8.46	Floyd Bannister	1985
8.07	Jason Bere	1994
7.74	Bart Johnson	1971
7.66	Juan Pizarro	1962
7.44	Gary Peters	1967
7.36	Melido Perez	1990
7.32	Joe Cowley	1986
7.24	Jack McDowell	1990
7.23	Tom Bradley	1972

Consecutive Scoreless Innings

45.0	Doc White	1904
40.2	Ed Walsh	1910
39.2	Billy Pierce	1953
37.0	Joel Horlen	1968
35.0	John Humphries	1941
33.0	Jack Harshman	1954

Shutouts

11	Ed Walsh	1908
10	Ed Walsh	1906
8	Wilbur Wood	1972
	Reb Russell	1913
	Ed Walsh	1909
7	Wilbur Wood	1971
	Ray Herbert	1963
	Billy Pierce	1953
	Ed Cicotte	1917
	Jim Scott	1915
	Ed Walsh	1910
	Frank Smith	1909
	Doc White	1906
	Doc White	1904

Winning Pct.

.857	Jason Bere (12-2)	1994
.842	Sandy Consuegra (16-3)	1954
.806	Ed Cicotte (29-7)	1919
.774	Clark Griffith (24-7)	1901
.759	Richard Dolson (22-7)	1983
.750	Bob Shaw (18-6)	1959
	Monty Stratton (15-5)	1937
	Doc White (18-6)	1906
.731	Joel Horlen (19-7)	1967
.727	Dick Donovan (16-6)	1957
	Ed Walsh (40-15)	1908

CAREER BATTING LEADERS

Games

2,422	Luke Appling
2,115	Nellie Fox
1,757	Ray Schalk
1,670	Eddie Collins
1,511	Luis Aparicio
1,421	Carlton Fisk
1,379	Minnie Minoso
1,378	Harold Baines
1,358	Sherm Lollar
1,335	Shano Collins

Average

.339	Joe Jackson
.331	Eddie Collins
.326	Frank Thomas
.322	Carl Reynolds
.317	Zeke Bonura
.315	Bibb Falk
.315	Al Simmons
.312	Taffy Wright
.310	Luke Appling
	Rip Radcliff

Runs

1,319	Luke Appling
1,187	Nellie Fox
1,063	Eddie Collins
893	Minnie Minoso
791	Luis Aparicio
693	Fielder Jones
661	Harold Baines
649	Carlton Fisk
623	Buck Weaver
618	John Mostil

Hits

2,749	Luke Appling
2,470	Nellie Fox
2,005	Eddie Collins
1,576	Luis Aparicio
1,523	Minnie Minoso
1,498	Harold Baines
1,345	Ray Schalk
1,308	Buck Weaver
1,259	Carlton Fisk
1,254	Shano Collins
	Ozzie Guillen

Doubles

440	Luke Appling
335	Nellie Fox
267	Harold Baines
265	Eddie Collins
260	Minnie Minoso
245	Bibb Falk
243	Willie Kamm
230	Shano Collins
223	Luis Aparicio
214	Carlton Fisk

Triples

104	Shano Collins
	Nellie Fox
102	Luke Appling
	Eddie Collins
82	John Mostil
79	Joe Jackson
	Minnie Minoso
69	Buck Weaver
67	Willie Kamm
65	Lance Johnson
	Mike Kreevich

Home Runs

214	Carlton Fisk
186	Harold Baines
154	Bill Melton
142	Frank Thomas
140	Ron Kittle
135	Minnie Minoso
124	Sherm Lollar
113	Greg Walker
97	Pete Ward
85	Dick Allen
	Carlos May
	Al Smith

RBI

1,116	Luke Appling
819	Harold Baines
808	Minnie Minoso
804	Eddie Collins
762	Carlton Fisk
740	Nellie Fox
631	Sherm Lollar
627	Bibb Falk
594	Ray Schalk
587	Willie Kamm

Total Bases

3,528	Luke Appling
3,118	Nellie Fox
2,567	Eddie Collins
2,411	Harold Baines
2,346	Minnie Minoso
2,143	Carlton Fisk
2,036	Luis Aparicio
1,740	Shano Collins
1,714	Bibb Falk
1,719	Buck Weaver

At-Bats

8,856	Luke Appling
8,486	Nellie Fox
6,065	Eddie Collins
5,856	Luis Aparicio
5,304	Ray Schalk
5,191	Harold Baines
5,011	Minnie Minoso
4,896	Carlton Fisk
4,809	Buck Weaver
4,791	Shano Collins

Walks

1,302	Luke Appling
965	Eddie Collins
658	Nellie Fox
	Minnie Minoso
638	Ray Schalk
569	Willie Kamm
550	Fielder Jones
525	Sherm Lollar
	Frank Thomas
483	Jim Landis
456	Carlos May

Slugging Pct. (1,500 AB)

.590	Frank Thomas
.518	Zeke Bonura
.499	Carl Reynolds
.498	Joe Jackson
.480	Al Simmons
.468	Minnie Minoso
.464	Harold Baines
.453	Greg Walker
.451	Chet Lemon
	Greg Luzinski

Strikeouts

798	Carlton Fisk
782	Harold Baines
608	Jim Landis
595	Bill Melton
540	Ron Karkovice
528	Luke Appling
511	Greg Walker
508	Carlos May
477	Red Faber
	Jorge Orta
450	Jim Rivera

Stolen Bases

368	Eddie Collins
318	Luis Aparicio
250	Frank Isbell
206	Fielder Jones
192	Shano Collins
186	Lance Johnson
179	Luke Appling
176	John Mostil
	Ray Schalk
172	Buck Weaver

Pinch Hits

87	Jerry Hairston
50	Smoky Burgess
42	Eddie Murphy
37	Walt Williams
32	Earl Torgeson
30	Sherm Lollar
27	Ralph Hodgins
26	Bud Stewart
24	Ron Northey
	Pete Ward

Minimum standards for Chicago White Sox career batting and pitching leaders:

ERA:	1000.0 IP
W-L PCT:	50 Wins
Batting Average:	500 Games
Slugging Percentage:	500 Games

Extra-Base Hits

587	Luke Appling
497	Harold Baines
474	Nellie Fox
	Minnie Minoso
442	Carlton Fisk
399	Eddie Collins
351	Shano Collins
345	Bibb Falk
335	Willie Kamm
320	Luis Aparicio

20-Plus Home Run Seasons

(6)	Harold Baines	1987 (20)
		1986 (21)
		1985 (22)
		1984 (29)
		1983 (20)
		1982 (25)
(5)	Bill Melton	1974 (21)
		1973 (20)
		1971 (33)
		1970 (33)
		1969 (23)
(4)	Frank Thomas	1994 (38)
		1993 (41)
		1992 (24)
		1991 (32)
(4)	Carlton Fisk	1987 (23)
		1985 (37)
		1984 (21)
		1983 (26)
(3)	Greg Walker	1987 (27)
		1985 (24)
		1984 (24)
(3)	Ron Kittle	1985 (26)
		1984 (32)
		1983 (35)
(3)	Eddie Robinson	1952 (22)
		1951 (29)
		1950 (21)

CAREER PITCHING LEADERS

Wins

260	Ted Lyons
254	Red Faber
195	Ed Walsh
186	Billy Pierce
163	Wilbur Wood
159	Doc White
156	Ed Cicolle
113	Joel Horlen
108	Frank Smith
107	Jim Scott

Relief Wins

41	Hoyt Wilhelm
32	Wilbur Wood
31	Gerry Staley
29	Clint Brown
28	Bob Locker
	Bobby Thigpen

Losses

230	Ted Lyons
213	Red Faber
152	Billy Pierce
148	Wilbur Wood
125	Ed Walsh
123	Doc White
113	Joel Horlen
	Jim Scott
104	Thornton Lee
102	Ed Cicotte

Saves

201	Bobby Thigpen
98	Hoyt Wilhelm
75	Terry Forster
64	Roberto Hernandez
57	Wilbur Wood
56	Bob James
54	Ed Farmer
53	Clint Brown
48	Bob Locker
45	Turk Lown

Games

669	Red Faber
594	Ted Lyons
578	Wilbur Wood
456	Billy Pierce
426	Ed Walsh
424	Bobby Thigpen
361	Hoyt Wilhelm
360	Doc White
353	Ed Cicotte
329	Joel Horlen

Innings

4,161.0	Ted Lyons
4,086.2	Red Faber
2,946.1	Ed Walsh
2,931.0	Billy Pierce
2,524.1	Wilbur Wood
2,498.1	Doc White
2,322.1	Ed Cicotte
1,918.0	Joel Horlen
1,888.0	Thornton Lee
1,892.0	Jim Scott

Games Started

484	Ted Lyons
483	Red Faber
390	Billy Pierce
312	Ed Walsh
301	Doc White
284	Joel Horlen
258	Ed Cicotte
250	Richard Dotson
234	Wilbur Wood
232	Thornton Lee

Strikeouts

1,796	Billy Pierce
1,732	Ed Walsh
1,471	Red Faber
1,332	Wilbur Wood
1,098	Gary Peters
1,073	Ted Lyons
1,067	Doc White
1,007	Joel Horlen
961	Ed Cicotte
945	Jim Scott

Complete Games

356	Ted Lyons
273	Red Faber
249	Ed Walsh
206	Doc White
183	Ed Cicotte
	Billy Pierce
156	Frank Smith
142	Thornton Lee
123	Jim Scott

Walks

1,121	Ted Lyons
1,052	Billy Pierce
671	Wilbur Wood
637	Richard Dotson
633	Thornton Lee
609	Jim Scott
608	Ed Walsh
561	Bill Dietrich
545	Ed Smith

Shutouts

57	Ed Walsh
42	Doc White
35	Billy Pierce
29	Red Faber
28	Ed Cicotte
27	Ted Lyons
26	Jim Scott
25	Frank Smith
24	Reb Russell
	Wilbur Wood

ERA

1.81	Ed Walsh
2.18	Frank Smith
2.24	Ed Cicotte
2.30	Doc White
2.30	Jim Scott
2.33	Reb Russell
2.40	Nick Altrock
2.43	Joe Benz
2.48	Frank Owen
2.75	Roy Patterson

Winning Pct.

.648	Lefty Williams
.615	Juan Pizarro
.611	Jack McDowell
.609	Dickie Kerr
	Ed Walsh
.608	Ed Cicotte
.602	LaMarr Hoyt
.593	Dick Donovan
.575	Eddie Fisher
.574	Frank Smith

Relief Appearances

424	Bobby Thigpen
358	Hoyt Wilhelm
292	Wilbur Wood
271	Bob Locker
270	Scott Radinsky
260	Gerry Staley

STATISTICS BY POSITION

Games

1B	Earl Sheely	938
2B	Nellie Fox	2,098
SS	Luke Appling	2,218
3B	Willie Kamm	1,157
OF	Minnie Minoso	1,262
OF	Fielder Jones	1,158
OF	Jim Landis	1,035
C	Ray Schalk	1,721
P	Red Faber	669
RP	Bobby Thigpen	424
DH	Greg Luzinski	521

Triples

1B	Jack Fournier	21	1916
2B	Eddie Collins	17	1916
	Sam Mertes		1901
SS	George Davis	15	1904
3B	Harry Lord	18	1911
OF	Joe Jackson	21	1916
OF	Joe Jackson	20	1920
OF	Minnie Minoso	18	1954
	Carl Reynolds		1930
C	Ray Schalk	9	1916
P	Hal McKain	4	1930
DH	Several with	3	

Hits

1B	Zeke Bonura	194	1936
2B	Eddie Collins	222	1920
SS	Luke Appling	204	1936
3B	Buck Weaver	210	1920
OF	Joe Jackson	218	1920
OF	Rip Radcliff	207	1936
OF	Carl Reynolds	202	1930
C	Carlton Fisk	141	1983
P	Ted Lyons	38	1930
DH	Frank Thomas	178	1991

Home Runs

1B	Frank Thomas	41	1993
2B	Jim Morrison	15	1980
SS	Ron Hansen	20	1964
3B	Bill Melton	33	1971
	Bill Melton		1970
OF	Ron Kittle	35	1983
OF	Richie Zisk	30	1977
OF	Harold Baines	29	1984
	Gus Zernial		1950
C	Carlton Fisk	37	1985
P	Jack Harshman	6	1956
DH	Frank Thomas	32	1991
	Greg Luzinski		1983

Doubles

1B	Frank Thomas	46	1992
2B	Jim Morrison	40	1980
	Don Kolloway		1942
SS	Luke Appling	42	1937
3B	Willie Kamm	39	1923
OF	Floyd Robinson	45	1962
OF	Chet Lemon	44	1979
OF	Ivan Calderon	44	1990
C	Sherm Lollar	28	1956
P	Dixie Leverett	9	1922
DH	Harold Baines	39	1988

RBI

1B	Zeke Bonura	138	1936
2B	Sam Mertes	98	1901
SS	Luke Appling	128	1936
3B	Robin Ventura	100	1991
OF	Joe Jackson	121	1920
OF	Al Simmons	119	1933
OF	Minnie Minoso	116	1954
C	Carlton Fisk	107	1985
P	Frank Smith	20	1909
DH	George Bell	112	1992

Note: Players qualify at positions played most frequently

YEAR-BY-YEAR RESULTS

Year	Pos.	W-L	Pct.	GA-GB	Manager	Attendance
1901	1	83-53	.610	+4	Clark Griffith	354,350
1902	4	74-60	.552	8	Clark Griffith	337,898
1903	7	60-77	.438	30 1/2	Nixey Callahan	286,183
1904	3	89-65	.578	6	Nixey Callahan-Fielder Jones	557,123
1905	2	92-60	.605	3	Fielder Jones	687,419
1906	1	93-58	.616	+3	Fielder Jones	585,202
1907	3	87-64	.576	5 1/2	Fielder Jones	667,307
1908	3	88-64	.579	1 1/2	Fielder Jones	636,096
1909	4	78-74	.513	20	Billy Sullivan	478,400
1910	6	68-85	.444	35 1/2	Hugh Duffy	552,084
1911	4	77-74	.510	24	Hugh Duffy	583,208
1912	4	78-76	.506	28	Nixey Callahan	602,241
1913	5	78-74	.513	17 1/2	Nixey Callahan	644,501
1914	6	70-84	.455	30	Nixey Callahan	469,290
1915	3	93-61	.604	9 1/2	Clarence Rowland	539,461
1916	2	89-65	.578	2	Clarence Rowland	679,923
1917	1	100-54	.649	+9	Clarence Rowland	684,521
1918	6	57-67	.460	17	Clarence Rowland	195,081
1919	1	88-52	.629	+3 1/2	Kid Gleason	627,186
1920	2	96-58	.623	2	Kid Gleason	833,492
1921	7	62-92	.403	36 1/2	Kid Gleason	543,650
1922	5	77-77	.500	17	Kid Gleason	602,860
1923	7	69-85	.448	30	Kid Gleason	573,778
1924	8	66-87	.431	25 1/2	John Evers-Ed Walsh- Eddie Collins-John Evers	606,658
1925	5	79-75	.513	18 1/2	Eddie Collins	823,231
1926	5	81-72	.529	9 1/2	Eddie Collins	710,339
1927	5	70-83	.458	39 1/2	Ray Schalk	614,423
1928	5	72-82	.468	29	Ray Schalk-Russ Blackburne	494,152
1929	7	59-93	.366	46	Russ Blackburne	426,795
1930	7	62-92	.403	40	Donie Bush	406,123
1931	8	56-97	.366	51 1/2	Donie Bush	403,550
1932	7	49-102	.325	56 1/2	Lew Fonseca	233,198
1933	6	67-83	.447	31	Lew Fonseca	397,789
1934	8	53-99	.349	47	Lew Fonseca-Jimmy Dykes	236,559
1935	5	74-78	.487	19 1/2	Jimmy Dykes	470,281
1936	3	81-70	.536	20	Jimmy Dykes	440,810
1937	3	86-68	.588	16	Jimmy Dykes	589,245
1938	6	65-83	.439	32	Jimmy Dykes	338,278
1939	4	85-69	.552	22 1/2	Jimmy Dykes	594,104
1940	4	82-72	.532	8	Jimmy Dykes	660,336
1941	3	77-77	.500	24	Jimmy Dykes	677,077
1942	6	66-82	.466	34	Jimmy Dykes	425,734
1943	4	82-72	.532	16	Jimmy Dykes	508,962
1944	7	71-83	.461	18	Jimmy Dykes	563,539
1945	6	71-78	.477	15	Jimmy Dykes	657,981
1946	5	74-80	.481	30	Jimmy Dykes-Ted Lyons	983,403
1947	6	70-84	.455	27	Ted Lyons	876,948
1948	8	51-101	.336	44 1/2	Ted Lyons	777,844
1949	6	63-91	.409	34	Jack Onslow	937,151
1950	6	60-94	.390	38	Jack Onslow-Red Corriden	781,330
1951	4	81-73	.526	17	Paul Richards	1,328,234
1952	3	81-73	.526	14	Paul Richards	1,231,675
1953	3	89-65	.578	11 1/2	Paul Richards	1,141,353
1954	3	94-60	.610	17	Paul Richards-Marty Marion	1,231,629
1955	3	91-63	.591	9	Marty Marion	1,175,684
1956	3	85-69	.552	12	Marty Marion	1,000,090
1957	2	90-64	.584	8	Al Lopez	1,135,668
1958	2	82-72	.532	10	Al Lopez	797,451
1959	1	94-60	.610	+5	Al Lopez	1,423,144

Year	Pos.	W-L	Pct.	GA-GB	Manager	Attendance
1960	3	87-67	.565	10	Al Lopez	1,644,460
1961	4	86-76	.531	23	Al Lopez	1,146,019
1962	5	85-77	.525	11	Al Lopez	1,131,562
1963	2	94-68	.580	10 1/2	Al Lopez	1,158,848
1964	2	98-64	.605	1	Al Lopez	1,250,053
1965	2	95-67	.586	7	Al Lopez	1,130,519
1966	4	83-79	.512	15	Eddie Stanky	990,016
1967	4	89-73	.549	3	Eddie Stanky	985,634
1968	8T	67-95	.414	36	Eddie Stanky-Les Moss-Al Lopez	803,775
1969	5	68-94	.420	29	Al Lopez-Don Gutteridge	589,546
1970	6	56-106	.346	42	Don Gutteridge- Bill Adair-Chuck Tanner	495,355
1971	3	79-83	.488	22 1/2	Chuck Tanner	833,891
1972	2	87-67	.565	5 1/2	Chuck Tanner	1,186,018
1973	5	77-85	.475	17	Chuck Tanner	1,316,527
1974	4	80-80	.500	9	Chuck Tanner	1,163,596
1975	5	75-86	.466	22 1/2	Chuck Tanner	770,800
1976	6	64-97	.398	25 1/2	Paul Richards	914,945
1977	3	90-72	.556	12	Bob Lemon	1,657,135
1978	5	71-90	.441	20 1/2	Lemon-Larry Doby	1,491,100
1979	5	73-87	.456	14	Don Kessinger-Tony La Russa	1,280,702
1980	5	70-90	.438	26	Tony La Russa	1,200,365
1981	5	54-52	.509	8 1/2	Tony La Russa	946,651
1982	3	87-75	.537	6	Tony La Russa	1,567,787
1983	1	99-63	.612	+20*	Tony La Russa	2,132,821
1984	5T	74-88	.457	10	Tony La Russa	2,136,988
1985	3	85-77	.525	6	Tony La Russa	1,669,888
1986	5	72-90	.444	20	Tony La Russa- Doug Rader-Jim Fregosi	1,424,313
1987	5	77-85	.475	8	Jim Fregosi	1,208,060
1988	5	71-90	.441	32 1/2	Jim Fregosi	1,115,525
1989	7	69-92	.429	29 1/2	Jeff Torborg	1,045,651
1990	2	94-68	.580	9	Jeff Torborg	2,002,359
1991	2	87-75	.537	8	Jeff Torborg	**2,934,154
1992	3	86-76	.531	10	Gene Lamont	2,681,156
1993	1	94-68	.580	+8	Gene Lamont	2,581,091
1994	1	67-46	.593	+1	Gene Lamont	1,697,398

* Denotes American League record

** Denotes White Sox Record

YEAR-BY-YEAR BATTING LEADERS

Year	Batting Average (Min. 400 AB)	Home Runs	Runs Batted In
1901	F. Jones, .340	S. Mertes, 5	S. Mertes, 98
1902	F. Jones, .321	F. Isbell, 4	G. Davis, 93
1903	D. Green, .309	D. Green, 6	D. Green, 62
1904	D. Green, .265	F. Jones, 3	G. Davis, 69
1905	J. Donahue, .287	F. Isbell, F. Jones, B. Sullivan, 2	J. Donahue, 76
1906	F. Isbell, .279	F. Jones, B. Sullivan, 2	G. Davis, 80
1907	P. Dougherty, .270	P. Dougherty, G. Rohe, 2	J. Donahue, 68
1908	P. Dougherty, .278	F. Isbell, F. Jones, E. Walsh, 1	F. Jones, 50
1909	P. Dougherty, .285	D. Altizer, G. Cravath, P. Dougherty, E. Hahn, 1	P. Dougherty, 55
1910	P. Dougherty, .248	C. Gandil, 2	P. Dougherty, 43
1911	M. McIntyre, .323	P. Bodie, 4	P. Bodie, 97
1912	P. Bodie, .294	P. Bodie, H. Lord, 5	S. Collins, 81
1913	H. Chase, .286	P. Bodie, 8	B. Weaver, 52
1914	J. Fournier, .311	J. Fournier, 6	S. Collins, 65
1915	S. Collins, .332	J. Fournier, 5	S. Collins, 85
1916	J. Jackson, .341	H. Felsch, 6	J. Jackson, 78
1917	H. Felsch, .308	H. Felsch, 6	H. Felsch, 102

Year	Batting Average (Min. 400 AB)	Home Runs	Runs Batted In
1918	B. Weaver, .300	E. Collins, 2	S. Collins, 56
1919	J. Jackson, .351	H. Felsch, J. Jackson, 7	J. Jackson, 96
1920	J. Jackson, .382	H. Felsch, 14	J. Jackson, 121
1921	E. Collins, .337	E. Sheely, 11	E. Sheely, 95
1922	E. Collins, .324	B. Falk, 12	H. Hooper, E. Sheely, 80
1923	E. Collins, .360	H. Hooper, 10	E. Sheely, 88
1924	B. Falk, .352	H. Hooper, 10	E. Sheely, 103
1925	E. Collins, .346	E. Sheely, 9	E. Sheely, 111
1926	B. Falk, .345	B. Falk, 8	B. Falk, 108
1927	B. Falk, .327	B. Falk, 9	B. Barrett, B. Falk, 83
1928	W. Kamm, .308	B. Barrett, A. Metzler, 3	W. Kamm, 84
1929	C. Reynolds, .317	C. Reynolds, 11	C. Reynolds, 67
1930	C. Reynolds, .359	C. Reynolds, 22	S. Jolley, 114
1931	L. Blue, .304	C. Reynolds, 6	C. Reynolds, 77
1932	R. Fothergill, .295	R. Kress, 9	L. Appling, 63
1933	A. Simmons, .331	A. Simmons, 14	A. Simmons, 119
1934	A. Simmons, .344	Z. Bonura, 27	Z. Bonura, 110
1935	L. Appling, .307	Z. Bonura, 21	Z. Bonura, 92
1936	L. Appling, .388	Z. Bonura, 12	Z. Bonura, 138
1937	Z. Bonura, .345	Z. Bonura, 19	Z. Bonura, 100
1938	H. Steinbacher, .331	G. Walker, 16	G. Walker, 87
1939	B. McNair, .342	J. Kuhel, 15	G. Walker, 111
1940	L. Appling, .348	J. Kuhel, 27	J. Kuhel, 94
1941	T. Wright, .322	J. Kuhel, 12	T. Wright, 97
1942	D. Kolloway, .273	W. Moses, 7	D. Kolloway, 60
1943	L. Appling, .328	J. Kuhel, 5	L. Appling, 80
1944	R. Hodgins, .295	H. Trosky, 10	H. Trosky, 70
1945	T. Cuccinello, .308	G. Curtright, J. Dickshot, 4	R. Schalk, 65
1946	L. Appling, .309	T. Wright, 7	L. Appling, 55
1947	T. Wright, .324	R. York, 15	R. York, 64
1948	L. Appling, .314	P. Seerey, 18	P. Seerey, 64
1949	C. Michaels, .308	S. Souchock, 7	C. Michaels, 83
1950	E. Robinson, .311	G. Zernial, 29	G. Zernial, 93
1951	M. Minoso, .324	E. Robinson, 29	E. Robinson, 117
1952	N. Fox, E. Robinson, .296	E. Robinson, 22	E. Robinson, 104
1953	M. Minoso, .313	M. Minoso, 15	M. Minoso, 104
1954	M. Minoso, .320	M. Minoso, 19	M. Minoso, 116
1955	G. Kell, .312	W. Dropo, 19	G. Kell, 81
1956	M. Minoso, .316	L. Doby, 24	L. Doby, 102
1957	N. Fox, .317	L. Doby, J. Rivera, 14	M. Minoso, 103
1958	N. Fox, .300	S. Lollar, 20	S. Lollar, 84
1959	N. Fox, .306	S. Lollar, 22	S. Lollar, 84
1960	A. Smith, .315	R. Sievers, 28	M. Minoso, 105
1961	F. Robinson, .310	A. Smith, 28	A. Smith, 93
1962	F. Robinson, .312	A. Smith, 16	F. Robinson, 109
1963	P. Ward, .295	D. Nicholson, P. Ward, 22	P. Ward, 84
1964	F. Robinson, .301	P. Ward, 23	P. Ward, 94
1965	D. Buford, .293	J. Romano, B. Skowron, 18	B. Skowron, 78
1966	T. Agee, .278	T. Agee, 22	T. Agee, 86
1967	D. Buford, K. Berry, .241	P. Ward, 18	P. Ward, 62
1968	T. Davis, .268	P. Ward, 15	P. Ward, T. Davis, 50
1969	W. Williams, .304	B. Melton, 23	B. Melton, 87
1970	L. Aparicio, .313	B. Melton, 33	B. Melton, 96
1971	C. May, .294	B. Melton, *33	B. Melton, 86
1972	D. Allen, C. May, .308	D. Allen, *37	D. Allen, *113
1973	P. Kelly, .280	B. Melton, C. May, 20	C. May, 96
1974	J. Orta, .316	D. Allen, *32	K. Henderson, 95
1975	J. Orta, .304	D. Johnson, 18	J. Orta, 83
1976	R. Garr, .300	J. Orta, J. Spencer, 14	J. Orta, 72
1977	R. Garr, .300	O. Gamble, 31	R. Zisk, 101
1978	L. Johnson, .273	E. Soderholm, 20	L. Johnson, 72
1979	C. Lemon, .318	C. Lemon, 17	C. Lemon, 86
1980	C. Lemon, .292	J. Morrison, W. Nordhagen, 15	L. Johnson, 81
1981	W. Nordhagen, .308	G. Luzinski, 21	G. Luzinski, 62
1982	G. Luzinski, .292	H. Baines, 25	H. Baines, 105
1983	T. Paciorek, .307	R. Kittle, 35	R. Kittle, 100

Year	Batting Average (Min. 400 AB)	Home Runs	Runs Batted In
1984	H. Baines, .304	R. Kittle, 32	H. Baines, 94
1985	H. Baines, .309	C. Fisk, 37	H. Baines, 113
1986	H. Baines, .296	H. Baines, 21	H. Baines, 88
1987	H. Baines, I. Calderon, .293	I. Calderon, 28	G. Walker, 94
1988	D. Gallagher, .303	D. Pasqua, 20	H. Baines, 81
1989	H. Baines, .321	I. Calderon, 14	I. Calderon, 87
1990	C. Fisk, L. Johnson, .285	C. Fisk, 18	I. Calderon, 74
1991	F. Thomas, .318	F. Thomas, 32	F. Thomas, 109
1992	F. Thomas, .323	G. Bell, 25	F. Thomas, 115
1993	F. Thomas, .317	F. Thomas, 41	F. Thomas, 128
1994	F. Thomas, .353	F. Thomas, 38	F. Thomas, 101

* Denotes American League leader

YEAR-BY-YEAR PITCHING LEADERS

Year	Wins	ERA	Innings
1901	C. Griffith, 24-7	N. Callahan, 2.42	R. Patterson, 312.1
1902	R. Patterson, 19-14	V. Garvin, 2.21	N. Callahan, 282.1
1903	D. White, 17-6	D. White, 2.13	D. White, 300.0
1904	F. Owen, 21-15	D. White, 1.71	F. Owen, 315.0
1905	N. Altrock, 22-12	D. White, 1.76	F. Owen, 334.0
1906	N. Altrock, 21-12	D. White, *1.52	F. Owen, 293.0
1907	D. White, 27-13	E. Walsh, *1.60	E. Walsh, *422.1
1908	E. Walsh, 40-15	E. Walsh, 1.42	E. Walsh, *464.0
1909	F. Smith, 24-17	E. Walsh, 1.41	F. Smith, *365.0
1910	E. Walsh, 16-20	E. Walsh, *1.27	E. Walsh, 369.2
1911	E. Walsh, 27-18	E. Walsh, 2.22	E. Walsh, *368.2
1912	E. Walsh, 27-17	E. Walsh, 2.15	E. Walsh, *393.0
1913	R. Russell, 21-17	E. Cicotte, 1.58	R. Russell, 316.2
1914	J. Scott, 16-18	E. Cicotte, 2.04	J. Benz, 283.1
1915	R. Faber, 24-14 J. Scott, 24-11	J. Scott, 2.03	R. Faber, 299.2
1916	R. Russell, 17-11	E. Cicotte, 1.78	R. Russell, 264.1
1917	E. Cicotte, *28-13	E. Cicotte, *1.53	E. Cicotte, 346.2
1918	E. Cicotte, 12-19	J. Benz, 2.51	E. Cicotte, *266.0
1919	E. Cicotte, *29-7	E. Cicotte, 1.82	E. Cicotte, *306.2
1920	R. Faber, 23-13	R. Faber, 2.99	R. Faber, 319.0
1921	R. Faber, 25-15	R. Faber, *2.48	R. Faber, 330.2
1922	R. Faber, 21-17	R. Faber, *2.80	R. Faber, *352.2
1923	R. Faber, 14-11	H. Thurston, 3.05	C. Robertson, 255.0
1924	H. Thurston, 20-14	H. Thurston, 3.80	H. Thurston, 291.0
1925	T. Lyons, *21-11	T. Blankenship, 3.16	T. Lyons, 262.2
1926	T. Lyons, 18-16	T. Lyons, 3.01	T. Lyons, 283.2
1927	T. Lyons, *22-14	T. Lyons, 2.84	T. Lyons, T. Thomas, *307.2
1928	T. Thomas, 17-16	T. Thomas, 3.08	T. Thomas, 283.0
1929	T. Thomas, 14-18 T. Lyons, 14-20	T. Thomas, 3.19	T. Thomas, 259.2
1930	T. Lyons, 22-15	T. Lyons, 3.78	T. Lyons, *297.2
1931	V. Frazier, 13-15	R. Faber, 3.82	V. Frazier, 254.0
1932	S. Jones, 10-15 T. Lyons, 10-15	T. Lyons, 3.28	T. Lyons, 230.2
1933	S. Jones, 10-21 T. Lyons, 10-12	S. Jones, 3.36	T. Lyons, 228.0
1934	G. Earnshaw, 14-11	G. Earnshaw, 4.52	G. Earnshaw, 227.0
1935	T. Lyons, 15-8	T. Lyons, 3.02	J. Whitehead, 222.1
1936	V. Kennedy, 21-9	V. Kennedy, 4.63	V. Kennedy, 274.1
1937	M. Stratton, 15-5	M. Stratton, 2.40	V. Kennedy, 221.0
1938	M. Stratton, 15-9	T. Lee, 3.49	T. Lee, 245.1
1939	T. Lee, 15-11 J. Rigney, 15-8	T. Lyons, 2.76	T. Lee, 235.0

Year	Wins	ERA	Innings
1940	E. Smith, 14-9 J. Rigney, 14-18	J. Rigney, 3.11	J. Rigney, 280.2
1941	T. Lee, 22-11	T. Lee, *2.37	T. Lee, 300.1
1942	T. Lyons, 14-6	T. Lyons, *2.10	J. Humphries, 228.1
1943	O. Grove, 15-9	O. Grove, 2.75	O. Grove, 216.1
1944	B. Dietrich, 16-17	J. Haynes, 2.57	B. Dietrich, 246.0
1945	T. Lee, 15-12	T. Lee, 2.44	T. Lee, 228.1
1946	E. Caldwell, 13-4 E. Lopat, 13-13	E. Lopat, 2.73	E. Lopat, 231.0
1947	E. Lopat, 16-13	J. Haynes, 2.42	E. Lopat, 252.2
1948	J. Haynes, 9-10 B. Wight, 9-20	B. Wight, 4.80	B. Wight, 223.1
1949	B. Wight, 15-13	B. Wight, 3.31	B. Wight, 245.0
1950	B. Pierce, 12-16	B. Wight, 3.58	B. Pierce, 219.1
1951	B. Pierce, 15-14	S. Rogovin, *2.48	B. Pierce, 240.1
1952	B. Pierce, 15-12	J. Dobson, 2.51	B. Pierce, 255.1
1953	B. Pierce, 18-12	B. Pierce, 2.72	B. Pierce, 271.1
1954	V. Trucks, 19-12	S. Consuegra, 2.69	V. Trucks, 264.2
1955	B. Pierce, 15-10	B. Pierce, *1.97	B. Pierce, 205.2
1956	B. Pierce, 20-9	J. Harshman, 3.10	B. Pierce, 276.1
1957	B. Pierce, *20-12	D. Donovan, 2.77	B. Pierce, 257.0
1958	B. Pierce, 17-11	B. Pierce, 2.68	D. Donovan, 248.0
1959	E. Wynn, *22-10	B. Shaw, 2.69	E. Wynn, *255.2
1960	B. Pierce, 14-7	F. Baumann, *2.67	E. Wynn, 237.1
1961	J. Pizarro, 14-7	J. Pizarro, 3.05	J. Pizarro, 194.2
1962	R. Herbert, 20-9	E. Fisher, 3.10	R. Herbert, 236.2
1963	G. Peters, 19-8	G. Peters, *2.33	G. Peters, 243.0
1964	G. Peters, *20-8	J. Horlen, 1.88	G. Peters, 273.2
1965	E. Fisher, 15-7	E. Fisher, 2.40	J. Horlen, 219.0
1966	T. John, 14-11	G. Peters, *1.98	T. John, 223.0
1967	J. Horlen, 19-7	J. Horlen, *2.06	G. Peters, 260.0
1968	W. Wood, 13-12	T. John, 1.98	J. Horlen, 223.2
1969	J. Horlen, 13-16	T. John, 3.25	J. Horlen, 235.2
1970	T. John, 12-17	T. John, 3.28	T. John, 269.1
1971	W. Wood, 22-13	W. Wood, 1.91	W. Wood, 334.0
1972	W. Wood, *24-17	W. Wood, 2.51	W. Wood, *376.2
1973	W. Wood, *24-20	T. Forster, 3.23	W. Wood, *359.1
1974	J. Kaat, 21-13	J. Kaat, 2.92	W. Wood, 320.1
1975	J. Kaat, 20-14	J. Kaat, 3.11	J. Kaat, 303.2
1976	K. Brett, 10-12	K. Brett, 3.32	R. Gossage, 224.0
1977	S. Stone, 15-12	K. Kravec, 4.10	F. Barrios, 231.1
1978	S. Stone, 12-12	F. Barrios, 4.05	S. Stone, 212.0
1979	K. Kravec, 15-13	R. Baumgarten, 3.53	K. Kravec, 250.0
1980	B. Burns, 15-13	B. Burns, 2.84	B. Burns, 238.0
1981	B. Burns, 10-6	D. Lamp, 2.41	B. Burns, 156.2
1982	L. Hoyt, *19-15	L. Hoyt, 3.53	L. Hoyt, 239.2
1983	L. Hoyt, *24-10	R. Dotson, 3.23	L. Hoyt, 260.2
1984	T. Seaver, 15-11	R. Dotson, 3.59	R. Dotson, 245.2
1985	B. Burns, 18-11	T. Seaver, 3.17	T. Seaver, 238.2
1986	J. Cowley, 11-11	F. Bannister, 3.54	R. Dotson, 197.0
1987	F. Bannister, 16-11	F. Bannister, 3.58	F. Bannister, 228.2
1988	J. Reuss, 13-9	J. Reuss, 3.44	M. Perez, 197.0
1989	M. Perez, 11-14	E. King, 3.39	M. Perez, 183.1
1990	G. Hibbard, 14-9 J. McDowell, 14-9	G. Hibbard, 3.16	G. Hibbard, 211.0
1991	J. McDowell, 17-10	J. McDowell, 3.41	J. McDowell, 253.2
1992	J. McDowell, 20-10	J. McDowell, 3.18	J. McDowell, 260.2
1993	J. McDowell, *22-10	W. Alvarez, 2.95	J. McDowell, 256.2
1994	W. Alvarez, 12-8 J. Bere, 12-2	W. Alvarez, 3.45	J. McDowell, 181.0

* Denotes American League leader

20-Win Seasons

Chicago White Sox pitchers have recorded 20-win seasons 49 times in the franchise's history which trails only Cleveland (55) among American League clubs.

LEAGUE BATTING LEADERS

Average

1936	Luke Appling	.388
1943	Luke Appling	.328

At-Bats

1907	Jiggs Donahue	609
1952	Nellie Fox	648
1955	Nellie Fox	636
1959	Nellie Fox	624
1960	Nellie Fox	605

Runs

1925	John Mostil	135
1994	Frank Thomas	106

Hits

1952	Nellie Fox	192
1954	Nellie Fox#	201
1957	Nellie Fox	196
1958	Nellie Fox	187
1960	Minnie Minoso	184

Total Bases

1916	Joe Jackson	293
1954	Minnie Minoso	304

Doubles

1942	Don Kolloway	40
1945	Wally Moses	35
1957	Minnie Minoso	36
1962	Floyd Robinson	45
1979	Chet Lemon#	44
1992	Frank Thomas#	46

Triples

1916	Joe Jackson	21
1920	Joe Jackson	20
1937	Dixie Walker#	16
1937	Mike Kreevich#	16
1943	Wally Moses#	12
1951	Minnie Minoso*	14
1953	Jim Rivera	16
1954	Minnie Minoso	18
1956	Minnie Minoso#	11
1960	Nellie Fox	10
1991	Lance Johnson#	13
1992	Lance Johnson	12
1993	Lance Johnson	14
1994	Lance Johnson	14

Home Runs

1971	Bill Mellon	33
1972	Dick Allen	37
1974	Dick Allen	32

RBI

1972	Dick Allen	113
------	------------	-----

Stolen Bases

1901	Frank Isbell	52
1908	Patsy Dougherty	47
1919	Eddie Collins	33
1923	Eddie Collins	47
1924	Eddie Collins	42
1925	John Mostil	43
1926	John Mostil	35
1951	Minnie Minoso*	31
1952	Minnie Minoso	22
1953	Minnie Minoso	25
1955	Jim Rivera	25
1956	Luis Aparicio	21
1957	Luis Aparicio	28
1958	Luis Aparicio	29
1959	Luis Aparicio	56
1960	Luis Aparicio	51
1961	Luis Aparicio	53
1962	Luis Aparicio	31

Walks

1901	Dummy Hoy	86
1915	Eddie Collins	119
1925	John Mostil#	90
1925	Willie Kamm#	90
1972	Dick Allen#	99
1991	Frank Thomas	138
1992	Frank Thomas#	122
1994	Frank Thomas	109

On-Base Pct.

1943	Luke Appling	.419
1972	Dick Allen	.422
1991	Frank Thomas	.453
1992	Frank Thomas	.439
1994	Frank Thomas	.487

Slugging Pct.

1915	Jack Fournier	.491
1972	Dick Allen	.603
1974	Dick Allen	.563
1984	Harold Baines	.541
1994	Frank Thomas	.729

LEAGUE PITCHING LEADERS

Wins

1907	Doc White#	27
1908	Ed Walsh	40
1917	Ed Cicotte	28
1919	Ed Cicotte	29
1925	Ted Lyons#	21
1927	Ted Lyons#	22
1957	Billy Pierce#	20
1959	Early Wynn	22
1964	Gary Peters#	20
1972	Wilbur Wood#	24
1973	Wilbur Wood	24
1982	LaMarr Hoyt	19
1983	LaMarr Hoyt	24
1993	Jack McDowell	22

Winning Pct.

1901	Clark Griffith	.774
1908	Ed Walsh	.727
1916	Ed Cicotte	.682
1917	Reb Russell	.750
1919	Ed Cicotte	.806
1954	Sandy Consuegra	.842
1957	Dick Donovan#	.727
1959	Bob Shaw	.750
1962	Ray Herbert	.690
1967	Joel Horlen	.731
1983	Richard Dotson	.759
1994	Jason Bere	.857

ERA

1906	Doc White	1.52
1907	Ed Walsh	1.60
1910	Ed Walsh	1.27
1917	Ed Cicotte	1.53
1921	Red Faber	2.48
1922	Red Faber	2.80
1941	Thornton Lee	2.37
1942	Ted Lyons	2.10
1947	Joe Haynes	2.42
1951	Saul Rogovin*	2.48
1955	Billy Pierce	1.97
1960	Frank Baumann	2.67
1963	Gary Peters	2.33
1966	Gary Peters	1.98
1967	Joel Horlen	2.06

Games

1907	Ed Walsh	56
1908	Ed Walsh	66
1909	Frank Smith	51
1910	Ed Walsh#	45
1911	Ed Walsh	56
1912	Ed Walsh	62
1913	Reb Russell	52
1915	Red Faber#	50
1917	Dave Danforth	50
1937	Clint Brown	53
1939	Clint Brown	61
1942	Joe Haynes	40
1952	Bill Kennedy	47
1959	Gerry Staley	67
1965	Eddie Fisher	82
1967	Bob Locker	77
1968	Wilbur Wood	88
1969	Wilbur Wood	76
1970	Wilbur Wood	77
1990	Bobby Thigpen	77

Games Started

1907	Ed Walsh	46
1908	Ed Walsh	49
1909	Frank Smith	41
1912	Ed Walsh	41
1913	Jim Scott	38
1919	Lefty Williams	40
1920	Red Faber	39
1927	Tommy Thomas	36
1959	Early Wynn	37
1972	Wilbur Wood	49
1973	Wilbur Wood	48
1974	Wilbur Wood	42
1975	Wilbur Wood	43
1991	Jack McDowell#	35
1994	Jack McDowell#	25

Complete Games

1907	Ed Walsh	37
1908	Ed Walsh	42
1909	Frank Smith	37
1919	Ed Cicotte	30
1921	Red Faber	32
1922	Red Faber	31
1924	Sloppy Thurston	28
1927	Ted Lyons	30
1929	Tommy Thomas	24
1930	Ted Lyons	29
1941	Thornton Lee	30
1956	Billy Pierce#	21
1957	Bill Pierce#	16
1957	Dick Donovan#	16
1958	Billy Pierce#	19
1991	Jack McDowell	15
1992	Jack McDowell	13

Shutouts

1901	Clark Griffith#	5
1906	Ed Walsh	10
1908	Ed Walsh	11
1909	Ed Walsh	8
1915	Jim Scott#	7
1925	Ted Lyons	5
1940	Ted Lyons#	4
1954	Virgil Trucks#	5
1957	Jim Wilson	5
1960	Early Wynn#	4
1963	Ray Herbert	7
1967	Joel Horlen#	6
1967	Tommy John#	6
1993	Jack McDowell	4

Saves (Since 1969)

1974	Terry Forster	24
1975	Rich Gossage	26
1990	Bobby Thigpen	57

Innings Pitched

1907	Ed Walsh	422.1
1908	Ed Walsh	464.0
1909	Frank Smith	365.0
1911	Ed Walsh	368.0
1912	Ed Walsh	393.0
1917	Ed Cicotte	346.2
1919	Ed Cicotte#	306.2
1922	Red Faber	353.0
1927	Tommy Thomas#	307.2
1927	Ted Lyons#	307.2
1930	Ted Lyons	297.2
1959	Early Wynn	255.2
1972	Wilbur Wood	376.2
1973	Wilbur Wood	359.1

Strikeouts

1908	Ed Walsh	269
1909	Frank Smith	177
1911	Ed Walsh	255
1953	Billy Pierce	186
1958	Early Wynn	179

Hits/9 IP

1921	Red Faber	7.97
1927	Tommy Thomas	7.93
1953	Billy Pierce	7.16
1964	Joel Horlen	6.07
1967	Gary Peters	6.47

Walks/9 IP

1907	Doc White	1.18
1910	Ed Walsh#	1.49
1911	Doc White	1.47
1916	Reb Russell	1.43
1917	Reb Russell	1.52
1918	Ed Cicotte	1.35
1919	Ed Cicotte	1.44
1936	Ted Lyons	2.23
1937	Monty Stratton	2.02
1939	Ted Lyons	1.36
1941	Ted Lyons	1.78
1958	Dick Donovan	1.92
1973	Jim Kaat*	1.73
1983	LaMarr Hoyt	1.07
1984	LaMarr Hoyt	1.64
1987	Bill Long	1.49

Strikeouts/9 IP

1916	Lefty Williams	5.54
1953	Billy Pierce	6.17
1954	Billy Pierce	7.06
1961	Juan Pizarro	8.69
1962	Juan Pizarro	7.66
1983	Floyd Bannister	7.99
1985	Floyd Bannister	8.46

Opponent Batting Average

1910	Ed Walsh	.187
1921	Red Faber	.242
1926	Tommy Thomas#	.244
1953	Billy Pierce	.218
1964	Joel Horlen	.190
1965	Eddie Fisher#	.262
1967	Gary Peters	.199

* Denotes finished season with White Sox

Denotes tied for American League lead

Consecutive 20-Win Seasons

Wilbur Wood holds the White Sox record with four consecutive 20-win seasons from 1971-74. Three other Sox pitchers, Nick Altrock (1904-06), Red Faber (1920-22) and Frank Owen (1904-06) reached 20 victories three consecutive years.

Consecutive Double Figure Victories

Doc White has posted the most consecutive seasons of double figure wins by a White Sox pitcher. White reached double figures nine consecutive seasons (1903-11). Ed Cicotte is second with eight (1913-1920).

TOP MONTHLY PERFORMANCES

Average

(Minimum: 65 at-bats)

.486	Pat Kelly	April 1973
.452	Frank Thomas	May 1994
.441	Gail Hopkins	April 1970
.423	Tom Paciorek	Sept. 1983
.420	Charles Bradford	April 1969
.414	Ozzie Guillen	May 1990
.411	Jorge Orta	June 1974
.408	Flyod Robinson	April 1966
.403	Bill Stein	July 1976
.400	Chet Lemon	Sept. 1979

Home Runs

13	Dick Allen	July 1972
12	Frank Thomas	May 1994
	Robin Ventura	July 1991
	Ron Kittle	Sept. 1985
	Bill Melton	June 1971
	Bill Melton	June 1968
11	Frank Thomas	July 1993
10	Frank Thomas	August 1993
	Carlton Fisk	July 1983
	Bill Melton	July 1974

RBI

33	Robin Ventura	July 1991
31	Frank Thomas	July 1994
	Carlton Fisk	July 1983
	Greg Luzinski	May 1982
30	Ron Kittle	Sept. 1985
29	Julio Franco	May 1994
28	Frank Thomas	May 1994
	Harold Baines	Sept. 1985
	Harold Baines	Sept. 1983
	Dick Allen	June 1974

Note: Hitters since 1964; Pitchers since 1970

Wins

8	Wilbur Wood	May 1973
7	Richard Dotson	Sept. 1983
	LaMarr Hoyt	Sept. 1983
6	Jason Bere	Sept. 1993
	Floyd Bannister	August 1983
	Wilbur Wood	July 1973
	Wilbur Wood	August 1972
	Wilbur Wood	August 1971

ERA

(Minimum: 30.0 IP)

0.87	Ed Farmer	August 1979
0.94	Dave LaPoint	April 1988
1.03	Wilson Alvarez	Sept. 1993
1.15	Wilbur Wood	Sept. 1971
	Tom Bradley	April 1971
1.26	Jack Kucek	Sept. 1978
1.30	Wilbur Wood	April 1973
1.34	Floyd Bannister	Sept. 1987
1.40	Wilbur Wood	April 1972
1.50	Eric King	June 1990

Strikeouts

58	Wilbur Wood	Sept. 1971
54	Floyd Bannister	August 1983
50	Jack McDowell	July 1994
49	Alex Fernandez	July 1994
48	Wilbur Wood	May 1973
	Tom Bradley	August 1971
45	Jason Bere	Sept. 1993
	Floyd Bannister	Sept. 1987
	Steve Stone	July 1973
	Tom Bradley	May 1972

Triple Plays

The last triple play turned by the White Sox came on June 15, 1986 at Seattle. With Neil Allen pitching, Alvin Davis walked to lead off the second inning. Jim Presley's ground ball to Greg Walker was fumbled for an error as Davis went to third. Designated hitter Ken Phelps hit a fly ball to right fielder Jerry Hairston. Hairston fired to catcher Carlton Fisk, who tagged Davis out at the plate. Fisk threw to second baseman Julio Cruz at second, nailing Presley who was trying to advance on the play.

TOP HOMER SEASONS

<i>Overall</i>		<i>Comiskey Park</i>	
Year	Total	Year	Total
1977	192	1984	103
1987	173	1977	85
1984	172	1983	84
1993*	162	1993*	82
1983	157	1960	80

Three Consecutive Home Runs

Date	Sox Players	Opponent
July 9, 1988 (game one)	D. Pasqua, G. Walker, D. Boston	Boston
August 24, 1985	R. Law, B. Little, H. Baines	Toronto
September 9, 1983	C. Fisk, T. Paciorek, G. Luzinski	California

Most Comiskey Park Home Runs

Homers	Player	Year
27	Dick Allen	1972
25	Frank Thomas	*1993
24	Frank Thomas	*1991
23	Bill Melton	1970
22	Frank Thoms	*1994
21	Zeke Bonura	1934
20	Carlton Fisk	1985

*Denotes New Comiskey Park

Home Runs At New Comiskey Park

HR	As White Sox	HR	As Opponents
82	Frank Thomas	11	Cecil Fielder
43	Robin Ventura	8	Rob Deer
23	George Bell	7	Danny Tartabull
17	Ron Karkovics	6	Juan Gonzalez
	Tim Raines		Ken Griffey Jr.

Most Home Runs In A Game At Comiskey Park, Both Teams

HR	Opponent, Date	Players
9	vs. Detroit, 8/21/91	Ventura 2, Thomas 2, Tettleton, Barnes, Newson, Deer, Fielder
8	vs. Minnesota, 10/3/91 (game two)	Fisk 2, Gagne, Pasqua, Thomas, Leius, Munoz, Hrbek
7	vs. Detroit, 7/18/91	Fielder 2, Franco 2, Gibson, Ventura, Thomas
6	vs. Texas, 7/31/91	Ventura 2, Sierra, Palmer, Palmeiro, Thomas
6	vs. Cleveland, 5/8/93	Thomas, Bell, Burks, Martinez, Jackson, Sorrento

Most Home Runs In A Game By White Sox At Comiskey Park

HR	Opponent, Date	Players
5	vs. Detroit, 8/21/91	Ventura 2, Thomas 2, Newson
4	Seven Times	

Home Runs At Comiskey Park

In the first four years at new Comiskey Park, the White Sox have outhomered the opposition, 272-254.

Most Home Runs In A Game By Opponents At Comiskey Park

HR	Opponent, Date	Players
4	Six Times, Last vs. Detroit, 7/19/94	Samuel, Gomez, Fielder, Gibson

INSIDE-THE-PARK HOMERS

There have been 142 inside-the-park home runs in Chicago White Sox history, the last by Ron Karkovice at Minnesota on 8/30/90. The last inside-the-park home run in Chicago was by Rudy Law on 9/21/85 vs. Oakland at old Comiskey Park.

Most Inside-The-Park Home Runs

HR	Player
10	Eddie Collins
5	Luis Aparicio
	Frank Isbell
	Carl Reynolds
4	Shano Collins
	Jack Fournier
	Harry Hooper
	Harry Lord
	John Mostil
	Buck Weaver

Inside-The-Park Grand Slams

Player	Date	Opponent	Opposing Pitcher
Happy Felsch	9/30/16	at Cleveland	Pop-Boy Smith
Eddie Collins	6/5/19	at New York	Ernie Shore
Joe Jackson	7/16/20	at Washington	Eric Erickson
Bill Barrett	8/4/26	vs. Boston	Fred Heimach
Bud Clancy	7/15/27	vs. Philadelphia	Rube Walberg
Ferris Fain	6/16/54	vs. Philadelphia	Sonny Dixon
Carlos May	9/18/71	vs. California	Tom Murphy
Kevin Bell	6/22/76	at Kansas City	Steve Busby
Ron Karkovice	8/30/90	at Minnesota	David West

Lead-Off Home Runs

Chicago White Sox players have led off a game with a home run 87 times in franchise history. Tim Raines was the last to accomplish the feat on 8/21/93 at Minnesota. Raines was also the last to homer leading off a game at new Comiskey Park on 8/12/93 vs. Kansas City.

HR	Player
7	Tim Raines
5	Pat Kelly
4	Jim Morrison
	Sammy Sosa

Source: Tattersoll-McConnell Home Run Log (SABR)

Consecutive Grand Slams

In 1984, Greg Luzinski hit grand slams in consecutive games against Minnesota. He connected in the first inning off Frank Viola on June 8, and again off Mike Walters in the seventh inning on June 9.

Most Home Runs To Start A Game

On September 3, 1937, Boze Berger and Mike Kreevich hit the only back-to-back home runs to start a game in White Sox history. The homers came off Boston's Johnny Marcum.

OPENING DAY RECORDS

Overall Record: 48-47

Home Openers: 49-46

Record vs. Opponents: Baltimore 3-3; Boston 2-1; California/L.A. 5-1; Cleveland 9-13; Detroit 8-10; Kansas City A's 1-0; Kansas City Royals 2-1; Milwaukee 2-1; Minnesota 1-1; New York 1-0; Oakland Athletics 1-2; St. Louis 11-10; Texas 1-1; Toronto 0-2; and Washington 1-0

Earliest Opening Day: April 2, 1984, Sox 5, Baltimore 2

Latest Opening Day: May 2, 1919, St. Louis 11, Sox 4 (home)

Most Runs: Sox 17, St. Louis 3, April 17, 1951

Widest Shutout Margin: Sox 14, Texas 0 (home opener), April 18, 1972

Fewest Hits by Opponent: 1, Sox 3, St. Louis 0, April 14, 1910, WP Frank Smith

Fewest Hits by White Sox: 0, Cleveland 1, Sox, 0, April 16, 1940, WP Bob Feller

Most Starts: Billy Pierce, 7

Most Wins: Jack McDowell, Billy Pierce, 3

Most Losses: Billy Pierce, 3

Note: The White Sox remain the last major-league team to open a season with a *scheduled* doubleheader, scoring 6-5 and 12-4 victories at Oakland on April 7, 1971. The A's had started their season two days earlier at Washington. The Sox won two other Opening Day doubleheaders (1971 on the road and 1982 at home). Both resulted from inclement weather.

STREAKS

Consecutive Victories (10 or More)

No.	Dates	Opponents
19	August 2-23, 1906	Bos. (6), Phi. (5), N.Y. (7), Was. (1)
14	May 15-30, 1951	Bos. (2), N.Y. (1), Was. (3), Phi. (1), Cle. (4), St.L. (3)
13	June 4-16, 1908	St.L. (1), Was. (4), Phi. (4), N.Y. (4)
12	June 17-27, 1961	Min. (3), Cle. (3), Was. (4), Det. (2)
11	Sept. 23-Oct. 3, 1915	Was. (1), Phi. (5), Cle. (1), St.L. (4)
10	May 18-26, 1976	Cal. (4), Min. (2), Oak. (4)
10	April 30-May 14, 1967	Cle. (3), Det. (1), Bal. (2), Cal. (4)
10	August 14-22, 1965	K.C. (4), Was. (3), Bos. (3)
10	May 31-June 8, 1937	St.L. (3), Bos. (1), Phi. (4), N.Y. (1), Cle. (1)
10	August 15-24, 1919	Bos. (2), N.Y. (2), Phi. (3), Was. (3)
10	June 21-July 3, 1901	Phi. (4), Cle. (4), Det. (2)

Consecutive Losses (10 or More)

No.	Dates	Opponents
13	August 9-26, 1924	Was. (5), Bos. (4), N.Y. (3), Phi. (1)
12	September 10-22, 1927	Was. (2), Phi. (3), N.Y. (5), Bos. (2)
11	July 7-18, 1956	Det. (3), Bos. (3), N.Y. (2), Bal. (3)
11	September 14-24, 1921	N.Y. (1), Bos. (4), Was. (3), Phi. (3)
11	July 12-20, 1910	N.Y. (3), Bos. (5), Phi. (3)
10	June 11-20, 1976	Cle. (4), Bal. (2), N.Y. (4)
10	April 10-15, 1968	Cle. (2), Det. (5), Bos. (2), Min. (1)
10	May 26-June 4, 1938	Phi. (2), Det. (3), Cle. (2), Was. (3)
10	September 17-26, 1934	Phi. (5), Cle. (3), Det. (2)
10	August 7-19, 1932	Phi. (2), St.L. (4), Was. (4)
10	September 14-22, 1931	Bos. (3), Phi. (3), Was. (4)

Consecutive Victories Starting A Season

No.	Dates	Opponents
8	April 11-18, 1982	N.Y. (2), Bos. (3), Bal. (3)
6	April 8-16, 1991	Bal. (2), Det. (2), N.Y. (2)
6	April 14-25, 1920	Det. (5), St.L. (1)
5	April 17-22, 1945	Cle. (3), St.L. (2)
5	April 14-18, 1914	Cle. (4), St.L. (1)
4	April 10-14, 1959	Det. (3), K.C. (1)
4	April 16-21, 1957	Cle. (1), K.C. (3)

Consecutive Losses Starting A Season

No.	Dates	Opponents
10	April 10-25, 1968	Cle. (2), Det. (5), Bos. (2), Min. (1)
5	April 5-12, 1974	Cal. (3), Min. (2)
4	April 7-11, 1986	Mil. (3), Bos. (1)
4	April 14-18, 1952	Cle. (3), St.L. (1)
4	April 18-22, 1950	St.L. (2), Det. (2)
4	April 20-24, 1948	Det. (3), St.L. (1)
4	April 18-21, 1923	Cle. (4)

NO-HITTERS

By White Sox

Date	Sox Pitcher	Opponent	Sox-Opp.
September 20, 1902#	Nixey Callahan	Detroit	3-0
September 6, 1905	Frank Smith	Detroit	15-0
September 20, 1908#	Frank Smith	Philadelphia	1-0
August 27, 1911*	Ed Walsh	Boston	5-0
May 31, 1914*	Joe Benz	Cleveland	6-1
April 14, 1917	Ed Cicotte	St. Louis	11-0
April 30, 1922**	Charles Robertson	Detroit	2-0
August 21, 1926	Ted Lyons	Boston	6-0
August 31, 1935*	Vern Kennedy	Cleveland	5-0
June 1, 1937	Bill Dietrich	St. Louis	8-0
August 20, 1957*	Bob Keegan	Washington (night)	6-0
September 10, 1967*	Joel Horlen	Detroit	6-0
July 28, 1976	John Odom- Francisco Barrios	Oakland (night)	2-1
September 19, 1986	Joe Cowley	California (night)	7-1
August 11, 1991	Wilson Alvarez	Baltimore	7-0

Note: Ed Walsh (won 8-1 on May 26, 1907 vs. New York in a five-inning, rain-shortened game), James Scott (lost 0-1 on May 14, 1914 vs. Washington) and Melido Perez (won 8-0 on July 12, 1990 at New York in a rain-shortened, six-inning game) are not credited with official no-hitters.

Against White Sox

Date	Opposing Pitcher	Opponent	Sox-Opp.
August 17, 1904	Jesse Tannehill	Boston	0-6
September 27, 1904	Bill Dinneen	Boston	0-2
October 2, 1908**	Addie Joss	Cleveland	0-1
April 20, 1910#	Addie Joss	Cleveland	0-1
May 5, 1917	Ernest Koob	St. Louis	0-1
May 6, 1917* (2nd)	Robert Groom	St. Louis	0-3
April 16, 1940*&	Bob Feller	Cleveland	0-1
July 14, 1956	Mel Parnell	Boston	0-4
August 1, 1962	Bill Monbouquette	Boston (night)	0-1
September 29, 1983	Mike Warren	Oakland (night)	0-3
April 7, 1984*	Jack Morris	Detroit	0-4
August 26, 1991	Bret Saberhagen	Kansas City (night)	0-7

Note: Cleveland's Earl Moore (lost 4-2 on May 9, 1901) pitched nine hitless innings before Sandow Mertes singled in the 10th. The Sox won, 4-2, in 10 innings. New York's Andy Hawkins (lost 4-0 on July 1, 1990) tossed eight hitless innings but lost. Neither is credited with an official no-hitter.

at Chicago

* at Comiskey Park

** Perfect Game

& Opening Day

Three Strikeouts On Nine Pitches

On August 22, 1923 Sloppy Thurston struck out three straight Philadelphia Athletics batters on nine pitches. Five years later on September 27, 1928, Athletics' pitcher Lefty Grove completed the same feat against the Sox.

ONE-HITTERS

Date	Opponent	Score	Winning Pitcher	Losing Pitcher
August 1, 1901	Detroit	4-0	N. Callahan	Yeager
May 16, 1902	St. Louis	2-1	W. Piatt	Powell
Sept. 6, 1903	Cleveland	1-0 (10)	D. White	Glendon
Sept. 16, 1904	at St. Louis	1-0	D. White	Siever
May 21, 1905	Washington	2-1	F. Smith	Patten
August 31, 1905	Washington	2-0	F. Smith	Hughes
May 6, 1906	Cleveland	6-0	E. Walsh	Joss
June 5, 1906	Philadelphia	7-1	D. White	Waddell
July 3, 1906	St. Louis	3-0	D. White	Jacobson
August 3, 1906	Boston	4-0	E. Walsh	Harris
May 19, 1908	at Washington	2-0	D. White	Smith
June 20, 1909	Cleveland	4-0	E. Walsh	Young
July 31, 1909	at Washington	1-0	B. Burns	Johnson
April 14, 1910#	St. Louis	3-0	F. Smith	Graham
June 6, 1910	Boston	1-0	E. Walsh	Hall
Sept. 8, 1910	at St. Louis	1-0	F. Olmstead	Lake
August 14, 1911	Detroit	2-0	E. Walsh	Willett
July 14, 1913	Boston	8-0	R. Russell	Foster
May 19, 1914	at Philadelphia	3-0	E. Cicotte	Shawkey
June 4, 1914	Cleveland	2-0	J. Scott	Blanding
June 10, 1914	Washington	2-0	J. Benz	Johnson
June 17, 1914	Philadelphia	5-0	R. Faber	Bressler
May 17, 1915	Philadelphia	6-2	J. Scott	Pennock
Sept. 15, 1915	at Boston	3-1	R. Faber	Gregg
July 26, 1916	New York	2-0	E. Cicotte	Mogridge
July 17, 1917	Washington	5-0	E. Cicotte	Dumont
Sept. 19, 1925	at Washington	17-0	T. Lyons*	Zachary
May 26, 1929	Detroit	2-0	R. Faber	Carroll
June 13, 1933	St. Louis	6-1	W. Wyatt*	Gray
July 20, 1935	at Washington	1-0	C. Fischer	Hadley
May 29, 1941	St. Louis	4-0	B. Dietrich	Caster
May 14, 1943	New York	3-0	L. Ross	Wensloff
July 8, 1943	New York	1-0	O. Grove*	Borowy
May 1, 1945	at Detroit	5-0	J. Haynes	Wilson
June 15, 1950	New York	5-0	B. Pierce	Lopat
April 16, 1953	St. Louis	1-0	B. Pierce	Brecheen
May 1, 1954	at Boston	3-0	V. Trucks	Henry
July 6, 1954	at Detroit	4-0	V. Trucks	Aber
June 21, 1956	Baltimore	1-0	J. Harshman##	Johnson
May 25, 1957	at Cleveland	4-0	D. Donovan	Wynn
July 20, 1957	Boston	4-0	D. Donovan	Sisler
June 27, 1958	Washington	3-0	B. Pierce*	Kemmerer
May 1, 1959	Boston	1-0	E. Wynn	Brewer
June 11, 1959	at Washington	3-1	B. Pierce	Pascual
July 15, 1963	Baltimore	4-0	G. Peters	Roberts
August 11, 1965	Washington	7-0	J. Pizarro	McCormick
May 30, 1966	Boston	11-0	J. Lamabe	Santiago
May 14, 1967	California	3-1	G. Peters	Coates
May 17, 1969	Washington	6-0	G. Nyman	C. Pasqual
August 21, 1973	at Cleveland	4-0	S. Bahnsen*	Tidrow
May 26, 1976	at California	1-0	K. Brett	Kirkwood
July 2, 1980	California	1-0	R. Baumgarten	Tanana
August 25, 1981	at Milwaukee	5-1	D. Lamp*	Slaton
May 18, 1983	at Baltimore	0-1	D. Martinez	Dotson
Sept. 9, 1983	California	11-0	B. Burns	John
May 2, 1984	New York	3-0	L. Hoyt	Rijo
Sept. 13, 1987	at Seattle	2-0	F. Bannister	Langston
July 14, 1991	at Milwaukee	15-1	J. McDowell	Knudson
May 4, 1992	Milwaukee	7-0	A. Fernandez	Bones

* Lost no-hitter in ninth inning

Opening Day

Double one-hitter

DOUBLEHEADER SHUTOUTS

Date	Opponent	Score	Winning Sox Pitchers
Sept. 6, 1905	at Detroit	2-0	Doc White
		15-0	*Frank Smith
July 31, 1909	at Washington	5-0	Jim Scott
		1-0	Frank Lange
August 11, 1914	Cleveland	2-0	Mellie Wolfgang
		2-0	Ed Cicotte
May 28, 1916	Cleveland	2-0	Jim Scott
		2-0	Red Faber
July 10, 1916	at Boston	4-0	Lefty Williams
		3-0	Reb Russell
July 13, 1940	at Boston	5-0	Ted Lyons
		7-0	Jack Knott
August 19, 1941	Philadelphia	4-0	Thornton Lee
		1-0	John Humphries
May 15, 1949	Cleveland	10-0	Bill Wight
		2-0	Alan Gettel
May 25, 1952	Detroit	3-0	Joe Dobson
		1-0	Marv Grissom
June 14, 1953	Boston	6-0	Billy Pierce
		1-0	Sandy Consuegra
June 15, 1958	at Baltimore	3-0	Jim Wilson
		4-0	Dick Donovan
June 5, 1960	Kansas City	2-0	Russ Kemmerer
		2-0	Frank Baumann
July 5, 1964	Cleveland	2-0	Juan Pizarro
		5-0	Joel Horlen
May 30, 1966	Boston	1-0	John Buzhardt
		11-0	#Jack Lamabe
Sept. 10, 1967	Detroit	6-0	*Joel Horlen
		4-0	Cisco Carlos

*No-hitter
#One-hitter

SINGLE-GAME STRIKEOUTS

No.	Sox Pitcher	Opponent	Date
16	Jack Harshman	at Boston	July 25, 1954
15	Ed Cicotte	New York	August 26, 1914
15	Jim Scott	St. Louis	June 22, 1913
15	Ed Walsh	Boston	August 11, 1910
15	Ed Walsh	at Cleveland	October 2, 1908
14	Jason Bere	Oakland (N)	June 13, 1994
14	Juan Pizarro	at Washington (N)	July 31, 1964
14	Early Wynn	Boston	May 1, 1959
14	Saul Rogovin (17 inn.)	Boston	September 14, 1952
14	Jim Scott	St. Louis	September 27, 1913
13	Jason Bere	Boston (N)	September 8, 1993
13	Chris Knapp	at California (1)	September 11, 1977
13	Juan Pizarro (13 inn.)	Baltimore (N)	August 23, 1965
13	Juan Pizarro	Washington (N)	May 22, 1964
13	Gary Peters	Baltimore (N)	July 15, 1963
13	Juan Pizarro	at Baltimore (N)	September 29, 1961
13	Juan Pizarro	Cleveland (N)	August 25, 1961
13	Marv Grissom	New York	September 13, 1952
13	Thornton Lee	Cleveland	June 12, 1945
13	Red Faber	at Philadelphia	May 17, 1922
13	Jim Scott (15 inn.)	at St. Louis	April 20, 1912
13	Frank Lange	New York	September 20, 1910
13	Ed Walsh	St. Louis	September 13, 1910
13	Ed Walsh (15 inn.)	Detroit (N)	May 1, 1910
13	Doc White (14 inn.)	at Philadelphia	June 9, 1905

LONGEST GAMES

Innings	Date	Opponent	Score	Sox Pitcher Of Record
25*	May 8-9, 1984	Milwaukee	7-6	Tom Seaver
22	June 12, 1967	at Washington	5-6	John Buzhardt
21	May 26-28, 1973	Cleveland	6-3	Wilbur Wood
21	May 24, 1929	Detroit	5-6	Ted Lyons
19	May 1, 1991	at Milwaukee	9-10	Wayne Edwards
19	August 11, 1972	at Oakland	3-5	Stan Bahnsen
19	July 13, 1951	Boston	5-4	Harry Dorish
19	June 24, 1915	at Cleveland	5-4	Red Faber
18	August 6, 1959	at Baltimore	1-1	None
18	June 18, 1947	Washington	0-1	Earl Harrist
18	August 21, 1933	New York	3-3	None
18	May 15, 1918	at Washington	0-1	Lefty Williams
18	June 25, 1903	New York	6-6	None
17	May 25, 1986	at Kansas City	1-2	Bill Dawley
17	September 13, 1967	Cleveland	1-0	Don McMahon
17	June 21, 1964	New York	1-2	Don Mossi
17	July 25, 1959	Baltimore	3-2	Turk Lown
17	June 4, 1959	Baltimore	6-5	Bob Shaw
17	September 14, 1952	Boston	4-3	Luis Aloma
17	July 12, 1951	Boston	4-5	Saul Rogovin
17	August 13, 1933	Detroit	5-6	Ted Lyons
17	May 21, 1915	Boston	3-2	Red Faber
17	May 25, 1912	Detroit	5-4	Frank Lange
17	May 13, 1909	Washington	1-1	None
17	May 18, 1902	St. Louis	2-2	None

* Denotes AL record for innings, major league record for time (8:06)

HIGHEST-SCORING GAMES

By the White Sox

Score	Date	Opponent	Sox Pitcher Of Record
29-6*	April 23, 1955	at Kansas City	Jack Harshman
22-13	May 31, 1970	at Boston	Floyd Weaver
21-7	June 26, 1960	Boston (2nd game)	Early Wynn
21-14	July 18, 1936	at Philadelphia	Clint Brown
20-6	April 22, 1959	at Kansas City	Bob Shaw
20-2	June 17, 1956	Washington	Dick Donovan
20-10	April 30, 1934	Cleveland	Sam Jones
20-15	September 9, 1921	Detroit	Dickie Kerr
20-6	May 11, 1911	Washington	Doc White
19-11	August 4, 1992	Minnesota	Wilson Alvarez
19-7	July 20, 1940	Philadelphia	Eddie Smith
19-6	July 28, 1936	Philadelphia	Bill Dietrich
19-6	May 11, 1936	at St. Louis	John Whitehead
19-2	August 31, 1926	at Detroit	Red Faber
19-11	August 15, 1922	at Boston	Ted Blankenship
19-3	May 3, 1918	at Detroit	Lefty Williams
19-9	May 1, 1901	Detroit	Roy Patterson

* Denotes American League record

Scoring In Every Inning

The White Sox scored in every inning of a 12-8 victory over the Boston Red Sox on May 11, 1949 at Comiskey Park. They scored single runs in the first, second, fourth, sixth and seventh, two runs in the third and fifth and three runs in the eighth inning.

MANAGERS

Records

Manager	Years	G	W-L	Pct.
Bill Adair	1970	10	4-6	.400
Russ Blackburne	1928-29	232	99-133	.427
Donie Bush	1930-31	310	118-189	.384
Nixey Callahan	1903-04, '12-14	648	309-329	.476
Eddie Collins	1924-26	336	174-160	.521
Red Corriden	1950	125	52-72	.419
Larry Doby	1978	87	37-50	.425
Hugh Duffy	1910-11	310	145-159	.477
Jimmy Dykes	1935-46	1850	899-940	.489
Johnny Evers	1924	124	51-72	.415
Lew Fonseca	1932-34	318	120-196	.377
Jim Fregosi	1986-88	419	193-226	.461
Kid Gleason	1919-23	759	392-364	.519
Clark Griffith	1901-02	275	157-113	.581
Don Gutteridge	1969-70	281	109-172	.388
Fielder Jones	1904-08	739	426-293	.576
Don Kessinger	1979	106	46-60	.434
Tony La Russa	1979-86	1035	522-510	.504
Gene Lamont	1992-	437	247-190	.565
Bob Lemon	1977-78	236	124-112	.525
Al Lopez	1957-65, '68-69	1495	840-650	.562
Ted Lyons	1946-48	434	185-245	.430
Marty Marion	1954-56	318	179-138	.565
Les Moss	1968	36	12-24	.333
Jack Onslow	1949-50	184	71-113	.386
Doug Rader	1986	2	1-1	.500
Paul Richards	1951-54, '76	774	406-362	.529
Clarence Rowland	1915-18	590	339-247	.578
Ray Schalk	1927-28	228	102-125	.449
Eddie Stanky	1966-68	404	206-197	.511
Billy Sullivan	1909	159	78-74	.512
Chuck Tanner	1970-75	815	401-414	.492
Jeff Torborg	1989-91	485	250-235	.515
Ed Walsh	1924	3	1-2	.333

By Wins

Wins	Manager
899	Jimmy Dykes
840	Al Lopez
522	Tony La Russa
426	Fielder Jones
406	Paul Richards
401	Chuck Tanner
392	Kid Gleason
339	Clarence Rowland
309	Nixey Callahan
250	Jeff Torborg

By Pct.

Pct.	Manager
.581	Clark Griffith
.578	Clarence Rowland
.576	Fielder Jones
.565	Gene Lamont
	Marty Marion
.562	Al Lopez
.529	Paul Richards
.525	Bob Lemon
.521	Eddie Collins
.519	Kid Gleason

COACHES

Coach	Years	Coach	Years
Bill Adair	1970	Jim Busby	1976
Jimmy Adair	1951-52	John Butler	1932
Luke Appling	1970-71	Orlando Cepeda	1980
Jim Austin	1933-35, '37, '39-40	Ron Clark	1988-90
Loren Babe	1980, '83	John Cooney	1957-64
Ray Berres	1949-66, '69	Red Corriden	1950
Chief Bender	1926	Doc Cramer	1951-53
Terry Bevington	1989-	Tony Cuccinello	1957-66, '69
Russ Blackburne	1927-28	Bill Cunningham	1932
Dick Bosman	1986-87	Larry Doby	1977-78
Ed Brinkman	1983-88	Moe Drabowsky	1986
Jackie Brown	1992-	Dave Duncan	1983-86

Coach	Years	Coach	Years
A.A. Egan	1926	Ed Miller	1942-49
Sammy Ellis	1989-91	Colonel Mills	1947-50
Cal Emery	1988	Minnie Minoso	1976-78, '80
Johnny Evers	1922, '24	Al Monchak	1971-75
Red Faber	1947-48	Les Moss	1967-68, '70
Kerby Farrell	1966-69	Hugh Mulcahy	1970
Barry Foote	1990-91	George Myatt	1955-56
Kid Gleason	1912-17	Dave Nelson	1981-84
Marv Grissom	1967-68	Joe Nossek	1984-86, '90-
Don Gutteridge	1955-66, '68-69	Rick Peterson	1994-
George Haas	1940-46	Vada Pinson	1981
Luman Harris	1951-54	Doug Rader	1986-87
Willie Horton	1986	Grover Resinger	1967-68
Walt Hrinjak	1989-	Dewey Robinson	1993-94
Deron Johnson	1987	Glen Rosenbaum	1974-75, '86-89
Bernie Kelly	1930-31	Frank Roth	1927
Bobby Knoop	1977-78	Don Rowe	1988
Art Kusnyer	1980-87	Muddy Ruel	1936-45
Dave LaRoche	1989-91	Johnny Sain	1971-75
Tony La Russa	1978	Ron Schueler	1980-82
Charley Lau	1982-83	Ken Silvestri	1976, '82
Bill Lauder	1925	Joe Sparks	1979
Jim Leyland	1982-85	Mike Squires	1992
Joe Lonnett	1971-75	Monty Stratton	1940-41
Mike Lum	1985	Ed Walsh	1923-24, '28-29
Fred Martin	1979	Billy Webb	1935, '37-39
Jim Mahoney	1972-76	Del Wilber	1955-56
Doug Mansolino	1992-	Stan Williams	1977-78
Marty Marion	1954	Walt Williams	1988
Charlie Metro	1965	Bobby Winkles	1979-81
Dyar Miller	1987-88		

ALL-STARS

1933	Al Simmons (OF) , Jimmy Dykes (3B)
1934	Al Simmons (OF) , Jimmy Dykes (3B)
1935	Al Simmons (OF)
1936	Luke Appling (SS) , Rip Radcliff (OF) , Vern Kennedy
1937	Luke Sewell (C), Monty Stratton (P). Stratton was injured and unable to play
1938	Mike Kreevich (OF)
1939	Luke Appling (SS), Ted Lyons (P)
1940	Luke Appling (SS)
1941	Luke Appling (SS), Thornton Lee (P), Edgar Smith (P)
1942	Edgar Smith (P)
1943	Luke Appling (SS)
1944	Thurman Tucker (OF) , Orval Grove (P)
1946	Luke Appling (SS)
1947	Luke Appling (SS), Rudy York (1B)
1948	Joe Haynes (P)
1949	Cass Michaels (2B)
1950	Rae Scarborough (P)
1951	Chico Carrasquel (SS) , Nellie Fox (2B) , Jim Busby (OF), Randy Gumpert (P), Minnie Minoso (OF), Eddie Robinson (1B)
1952	Eddie Robinson (1B) , Nellie Fox (2B) , Minnie Minoso (OF)
1953	Chico Carrasquel (SS) , Billy Pierce (P) , Nellie Fox (2B) , Ferris Fain (1B), Minnie Minoso (OF)
1954	Minnie Minoso (OF) , Chico Carrasquel (SS) , Sandy Consuegra (P), Nellie Fox (2B) , Bob Keegan (P), Sherm Lollar (C), Virgil Trucks (P), George Kell (3B), Ferris Fain (1B). Kell and Fain were injured and could not play
1955	Nellie Fox (2B) , Billy Pierce (P) , Chico Carrasquel (SS), Sherm Lollar (C), Dick Donovan (P)
1956	Nellie Fox (2B) , Billy Pierce (P) , Sherm Lollar (C), Jim Wilson (P)
1957	Nellie Fox (2B) , Minnie Minoso (OF), Billy Pierce (P)
1958	Luis Aparicio (SS) , Nellie Fox (2B) , Sherm Lollar (C), Billy Pierce (P), Early Wynn (P)
1959	Luis Aparicio (SS) , Nellie Fox (2B) , Early Wynn (P) , Sherm Lollar (C), Billy Pierce (P)
1960	Minnie Minoso (OF) , Luis Aparicio (SS), Nellie Fox (2B) , Sherm Lollar (C), Gerry Staley (P), Early Wynn (P), Al Smith (OF)
1961	Nellie Fox (2B) , Billy Pierce (P), Luis Aparicio (SS), Ray Herbert (P), Roy Sievers (1B)
1962	Luis Aparicio (SS) , Jim Landis (OF)

- 1963 **Nellie Fox (2B)**, Juan Pizarro (P)
 1964 Gary Peters (P), Juan Pizarro (P)
 1965 Eddie Fisher (P), Bill Skowron (1B)
 1966 Tommie Agee (OF)
 1967 Tommie Agee (OF), Ken Berry (OF), Joel Horlen (P), Gary Peters (P)
 1968 Tommy John (P), Duane Josephson (C)
 1969 Carlos May (OF)
 1970 **Luis Aparicio (SS)**
 1971 Bill Melton (3B)
 1972 **Dick Allen (1B)**, Carlos May (OF), Wilbur Wood (P)
 1973 **Dick Allen (1B)**, Pat Kelly (OF). Kelly replaced Allen due to injury
 1974 **Dick Allen (1B)**, Wilbur Wood (P), Ed Herrmann (C). Herrmann was replaced due to injury
 1975 Bucky Dent (SS), Rich Gossage (P), Jim Kaat (P), Jorge Orta (2B)
 1976 Rich Gossage (P)
 1977 **Richie Zisk (OF)**
 1978 Chet Lemon (OF)
 1979 Chet Lemon (OF)
 1980 Ed Farmer (P)
 1981 **Carlton Fisk (C)**, Britt Burns (P)
 1982 **Carlton Fisk (C)**
 1983 Ron Kittle (OF)
 1984 Richard Dotson (P)
 1985 **Carlton Fisk (C)**, Harold Baines (OF)
 1986 Harold Baines (OF)
 1987 Harold Baines (OF)
 1988 Ozzie Guillen (SS). Guillen was injured and could not play
 1989 **Harold Baines (DH)**
 1990 Ozzie Guillen (SS), Bobby Thigpen (P)
 1991 Carlton Fisk (C), Ozzie Guillen (SS), Jack McDowell (P)
 1992 Jack McDowell (P), Robin Ventura (3B)
 1993 Jack McDowell (P), Frank Thomas (1B)
 1994 **Frank Thomas (1B)**, Wilson Alvarez (P), Jason Bere (P)

Bold denotes starters

MILESTONE VICTORIES

Victory	Date	Opp.	Score	Sox Winner	Loser
1	April 24, 1901	Cle.	8-2	Roy Patterson	B. Hofer
100	May 30, 1902	at Was.	3-2	Nixey Callahan	C. Patten
500	April 28, 1907	at Det.	3-1	Frank Owen	E. Killian
1,000	June 22, 1913	St.L.	2-0	Ed Walsh	C. Weillman
2,000	April 28, 1926	at Del.	9-5	Tommy Thomas	C. Barfoot
3,000	August 3, 1940	Was.	7-6	Jack Knott	R. Monteagudo
4,000	May 15, 1954	Phi.	7-6	Virgil Trucks	L. Wheat
5,000	June 11, 1965	Was.	5-2	Juan Pizarro	P. Ortega
6,000	June 7, 1978	at Min.	8-3	Ken Kravec	R. Erickson
7,000	July 1, 1991	at Min.	5-4	Bobby Thigpen	C. Willis

AWARD WINNERS

Most Valuable Player (BBWAA)

- 1959 Nellie Fox
 1972 Dick Allen
 1993 **Frank Thomas**
 1994 **Frank Thomas**

Rookie Awards

- 1951 Minnie Minoso (TSN)
 1956 Luis Aparicio (TSN, BBWAA)
 1963 Gary Peters (TSN, BBWAA)
 Pete Ward (TSN)
 1966 Tommie Agee (TSN, BBWAA)
 1969 Carlos May (TSN)
 1980 Britt Burns (TSN)
 1983 Ron Kittle (TSN, BBWAA)
 1985 **Ozzie Guillen (TSN, BBWAA)**

Cy Young Award (BBWAA)

- 1959 Early Wynn
1983 LaMarr Hoyt
1993 Jack McDowell

Pitcher of the Year

- 1956 Billy Pierce (TSN)
1957 Billy Pierce (TSN)
1959 Early Wynn (TSN)
1972 Wilbur Wood (TSN)
1983 LaMarr Hoyt (TSN)

Relief Pitcher of the Year

- 1965 Eddie Fisher (TSN)
1968 Wilbur Wood (TSN)
1974 Terry Forster (TSN)
1975 Rich Gossage (TSN)
1990 Bobby Thigpen (TSN, Roloids)

Rawlings Gold Glove Award[®]

- 1957 Nellie Fox (2B)
Sherm Lollar (C)
Minnie Minoso (OF)
1958 Luis Aparicio (SS)
Sherm Lollar (C)
1959 Luis Aparicio (SS)
Nellie Fox (2B)
Sherm Lollar (C)
1960 Luis Aparicio (SS)
Nellie Fox (2B)
Minnie Minoso (OF)
1961 Luis Aparicio (SS)
Jim Landis (OF)
1962 Luis Aparicio (SS)
Jim Landis (OF)
1963 Jim Landis (OF)
1964 Jim Landis (OF)
1966 Tommie Agee (OF)
1968 Luis Aparicio (SS)
1970 Luis Aparicio (SS)
Ken Berry (OF)
1974 Jim Kaat (P)
1975 Jim Kaat (P)
1977 Jim Spencer (1B)
1981 Mike Squires (1B)
1990 Ozzie Guillen (SS)
1991 Robin Ventura (3B)
1992 Robin Ventura (3B)
1993 Robin Ventura (3B)

Silver Slugger Award (*The Sporting News/ Hillerich & Bradsby*)

- 1981 Carlton Fisk (C)
1985 Carlton Fisk (C)
1988 Carlton Fisk (C)
1991 Frank Thomas (DH)
1993 Frank Thomas (1B)
1994 Julio Franco (DH)
Frank Thomas (1B)

The Sporting News All-Star Team

- 1926 Johnny Mostil (OF)
1927 Ted Lyons (P)
1933 Al Simmons (OF)
1934 Al Simmons (OF)
1936 Luke Appling (SS)
1940 Luke Appling (SS)
1943 Luke Appling (SS)
1955 Nellie Fox (2B)
1956 Nellie Fox (2B)
Billy Pierce (P)
1957 Billy Pierce (P)
1958 Nellie Fox (2B)
1959 Nellie Fox (2B)
Sherm Lollar (C)
Early Wynn (P)
1960 Minnie Minoso (OF)
1963 Gary Peters (P)
1964 Gary Peters (P)
1968 Luis Aparicio (SS)
1970 Luis Aparicio (SS)
1972 Dick Allen (1B)
Wilbur Wood (P)
1974 Dick Allen (1B)
1975 Jim Kaat (P)
1983 Carlton Fisk (C)
LaMarr Hoyt (RHP)
Greg Luzinski (DH)
1985 Harold Baines (DH)
Carlton Fisk (C)
1988 Harold Baines (DH)
1990 Carlton Fisk (C)
1991 Frank Thomas (1B)
1992 Jack McDowell (P)
1993 Jack McDowell (P)
Frank Thomas (1B)

AL Player of the Month

- 1980 Lamar Johnson (April)
1984 Greg Walker (September)
1989 Ron Kittle (May)
1991 Robin Ventura (July)
Frank Thomas (August)
1992 Frank Thomas (September)
1993 Frank Thomas (August)
1994 Frank Thomas (May)
Frank Thomas (July)

AL Pitcher of the Month

- 1982 LaMarr Hoyt (May)
1983 Rich Dotson (September)
1990 Bobby Thigpen (May)
1993 Wilson Alvarez (September)
1994 Alex Fernandez (July)

AL Player/Pitcher of the Week

- 1974 Dick Allen (June 11)
Jorge Orta (June 25)
Dick Allen (July 23)
Jim Kaat (September 24)
- 1977 Richie Zisk (July 3)
- 1979 Chet Lemon (April 15)
Claudell Washington
(September 9)
- 1980 Lamar Johnson (April 13)
- 1981 Richard Dotson (May 10)
Greg Luzinski (May 24)
Britt Burns (August 23)
- 1982 Salome Barojas (April 18)
Harold Baines (July 11)
- 1983 LaMarr Hoyt (August 28)
Harold Baines (September 11)
- 1984 Ron Kittle (April 29)
Tom Paciorek (May 13)
Harold Baines (August 12)
Greg Walker (September 9)
- 1985 Carlton Fisk (June 2)
Tom Seaver (August 4)
Ron Kittle (September 15)
- 1986 Joe Cowley (September 21)
- 1987 Gary Redus (May 18)
- 1988 Carlton Fisk (August 21)
- 1989 Ron Kittle (May 14)
- 1990 Frank Thomas (September 23)
- 1991 Frank Thomas (April 28)
Robin Ventura (July 22)
Frank Thomas (August 4)
Wilson Alvarez (August 11)
- 1992 Frank Thomas (May 10)
George Bell (July 5)
Frank Thomas (July 26)
George Bell (August 9)
- 1993 George Bell (May 23)
Jack McDowell (August 22)
- 1994 Frank Thomas (May 31)
Frank Thomas (July 11)

All-Rookie Team

- 1978 Mike Colbern, C
(Baseball Digest)
Bob Molinaro, OF
(Topps, Baseball Digest)
Bill Nahorodny, C (Topps)
- 1979 Ross Baumgarten, LHP
(Topps, Baseball Digest)
- 1980 Britt Burns, LHP
(Topps, Baseball Digest)
- 1982 Salome Barojas, RHP
(Baseball Digest)
- 1983 Ron Kittle, OF
(Topps, Baseball Digest)
Greg Walker, 1B
(Baseball Digest)
- 1985 **Ozzie Guillen, SS**
(Topps, Baseball Digest)
Tim Hulett, 2B
(Baseball Digest)
- 1987 Bobby Thigpen, RHP
(Baseball Digest)
- 1988 Dave Gallagher, OF
(Topps, Baseball Digest)
- 1989 Carlos Martinez, OF
(Topps, Baseball Digest)
- 1990 **Scott Radinsky, LHP**
(Topps)
Robin Ventura, 3B
(Topps, Baseball Digest)
- 1993 Jason Bere, RHP
(Baseball Digest)

Executive of the Year (The Sporting News)

- 1972 Roland Hemond
1977 Bill Veeck

Manager of the Year (The Sporting News)

- 1972 Chuck Tanner
1983 Tony La Russa
1990 Jeff Torborg

Manager of the Year (BBWAA)

- 1983 Tony LaRussa
1990 Jeff Torborg
1993 Gene Lamont

Nellie Fox

In 1958, Nellie Fox struck out just 11 times in 623 at-bats (one every 56.6 at-bats), which is the best single-season strikeout ratio in White Sox history. Fox holds the major-league record for most seasons leading the league in fewest strikeouts (11, 1952-62). Fox, the first Sox player to win an American League Most Valuable Player Award in 1959, also holds the club record for consecutive games played (798).

BBWAA AWARDS

Chicago Chapter

John Carmichael Award

Chicago Player of the Year

- 1958 Nellie Fox
- 1960 Nellie Fox
- 1961 Minnie Minoso
- 1962 Luis Aparicio
- 1963 Floyd Robinson
- 1968 Joel Horlen
- 1972 Bill Melton
- 1973 Dick Allen
- 1975 Ken Henderson
- 1984 LaMarr Hoyt
- 1986 Carlton Fisk
- 1991 Bobby Thigpen
- 1992 **Frank Thomas**

Chicago Rookie of the Year

- 1964 Gary Peters
Pete Ward
- 1965 Don Buford
- 1967 Tommie Agee
- 1970 Carlos May
- 1971 Jerry Janeski
- 1972 Chuck Tanner (Manager)
- 1975 Bucky Dent
- 1979 Greg Pryor
- 1980 Ross Baumgarten
- 1981 Britt Burns
- 1984 Ron Kittle
- 1985 Tom Seaver
- 1986 **Ozzie Guillen**
- 1987 John Cangelosi
- 1988 Kenny Williams
- 1989 Dave Gallagher
- 1991 **Robin Ventura**
- 1993 **Roberto Hernandez**

Wendell Smith Award

Baseball's Good Will Ambassador

- 1973 Chuck Tanner
- 1974 Glen Miller
- 1974 Tom Maloney
- 1976 Bob Elson
- 1976 Rich Gossage
- 1983 LaMarr Hoyt
- 1988 Bobby Thigpen
- 1989 Bobby Thigpen
- 1990 **Ozzie Guillen**
- 1992 **Donn Pall**
- 1993 Jack McDowell

Ken Hubbs Memorial Award

- 1969 Wilbur Wood
- 1975 Don Kessinger
- 1976 Jim Kaat
- 1977 Wilbur Wood
- 1980 Lamar Johnson

- 1982 Greg Luzinski
- 1985 Harold Baines
- 1987 Tommy John
- 1989 Vance Law
- 1990 Greg Walker
- 1993 Charlie Hough

Will Harridge Award

- 1960 Al Lopez
- 1963 Billy Pierce
- 1968 Eddie Stanky
- 1973 Roland Hemond
- 1978 Oscar Gamble
- 1979 Bob Lemon
- 1984 Roland Hemond
- 1986 Tom Seaver
- 1988 Carlton Fisk
- 1991 Jeff Torborg
- 1993 Jack McDowell

Warren Brown Award

- 1966 Eddie Fisher
- 1972 Wilbur Wood
- 1976 Rich Gossage
- 1983 LaMarr Hoyt
- 1988 Bobby Thigpen
- 1989 Bobby Thigpen
- 1991 **Ozzie Guillen**
- 1992 Jack McDowell

J. Louis Comiskey Award

- 1950 Luke Appling
- 1953 Grace Comiskey
- 1959 Jimmie Dykes
- 1960 Lew Fonseca
- 1965 Al Lopez
- 1967 Ray Berres
- 1968 Ted Lyons
- 1970 Tony Cuccinello
- 1975 Eddie Stanky
- 1978 Bill Veeck
- 1982 Jack Brickhouse

William Wrigley Jr. Award

- 1954 Virgil Trucks
- 1960 Early Wynn
- 1961 Al Smith
- 1965 Bill Skowron
- 1971 Carlos May
- 1974 Bill Melton
- 1976 Bill Veeck
- 1978 Eric Solderholm
- 1980 Jerry Koosman
- 1982 Bill Almon
- 1984 Carlton Fisk
- 1987 Richard Dotson
- 1989 Jerry Reuss

RETIRED NUMBERS



**NELLIE
FOX**

No. retired:
1976

2

Played 14 seasons with White Sox ... named American League Most Valuable Player in 1959 ... led AL in hits in 1952, '54, '57 and '58 ... a three-time Gold Glove winner (1957, '59 and '60) ... a 12-time All-Star.



**HAROLD
BAINES**

No. retired:
1989

3

Spent 10 seasons with White Sox ... ranks second on the club in home runs (186) and RBI (819) ... belted 20 home runs in six consecutive seasons (1982-87) ... tied for the franchise lead with five grand slams.



**LUKE
APPLING**

No. retired:
1975

4

Played 20 seasons with White Sox ... elected to the Hall of Fame in 1964 ... is the Sox's all-time leader in games (2,422), at-bats (8,857), hits (2,749), doubles (440), runs (1,319), RBI (1,116) and walks (1,302).



**MINNIE
MINOSO**

No. retired:
1983

9

Played 12 seasons with White Sox over five separate stints ... a seven-time American League All-Star ... led AL in stolen bases from 1951-53 ... batted .300 eight times ... was *The Sporting News*' Rookie of the Year in 1951.



**LUIS
APARICIO**

No. retired:
1984

11

Played 10 seasons with White Sox ... elected to the Hall of Fame in 1984 ... named American League Rookie of the Year in 1956 ... collected nine Gold Glove Awards, more than any other shortstop in history ... a 10-time AL All-Star.



**TED
LYONS**

No. retired:
1987

16

Played 21 seasons with White Sox ... elected to the Hall of Fame in 1955 ... owned a career record of 260-230 ... led the American League in wins in 1925 (21) and '27 (22) ... managed the White Sox from 1946-48.



**BILLY
PIERCE**

No. retired:
1987

19

Spent 13 seasons with White Sox ... led American League in strikeouts in 1953 (186), ERA in 1955 (1.97) and wins in 1957 (20) ... seven-time AL All-Star and the only Sox pitcher to start an All-Star Game (1953, '55 and '56).

HALL OF FAMERS

Five or More Seasons

Player	Year Elected	Sox Years	Sox Avg./Record Career Avg./Record
Eddie Collins	1939	1915-26	.331/.333
Ed Walsh	1946	1904-16	195-125/195-126
Ted Lyons	1955	1923-42, '46	260-230/260-230
Ray Schalk	1955	1912-28	.254/.253
Red Faber	1964	1914-33	254-212/254-212
Luke Appling	1964	1930-50	.310/.310
Harry Hooper	1971	1921-25	.302/.281
Early Wynn	1972	1958-62	64-55/300-244
Luis Aparicio	1984	1956-62, '68-70	.269/.262
Hoyt Wilhelm	1985	1963-68	41-33/143-122

One or More Games

Player	Year Elected	Sox Years	Sox Avg./Record Career Avg./Record
Johnny Evers	1946	1922	.000/.270
Clark Griffith	1946	1901-02	39-16/240-140
Al Simmons	1953	1933-35	.315/.334
Chief Bender	1953	1925	0-0/210-128
Eddie Roush	1962	1913	.100/.323
Charles "Red" Ruffing	1967	1947	3-5/273-225
John "Jocko" Conlan	1974	1934-35	.263/.263
George Kell	1983	1954-56	.303/.306
Tom Seaver	1992	1984-86	33-28/311-205
Steve Carlton	1994	1986	4-3/329-244

Non-Players

Manager	Year Elected	Sox Years	Managing Record
Hugh Duffy	1945	1910-11	145-159
Frank Chance*	1946	1924	0-0
Bob Lemon	1976	1977-78	124-112
Al Lopez	1977	1957-65, '68-69	840-650

Front Office	Year Elected	Affiliated Years
Charles Comiskey	1939	1900-31
Hank Greenberg	1956	1959-63
Bill Veeck	1991	1959-61, '76-80

*Prevented from managing the team in 1924 due to illness. Chance died on September 15, 1924.

CAREER WHITE SOX

By Years

Years	Player
21	Ted Lyons, P (1923-42, '46)
20	Luke Appling, SS (1930-43, '45-50)
20	Red Faber, P (1914-33)
10	Ozzie Guillen, SS (1985-94)
10	Mike Squires, 1B (1975, '77-85)
10	Orval Grove, P (1940-49)
10	John Mostil, OF (1918-29)
9	Ted Blankenship, P (1922-30)
9	Buck Weaver, 3B-SS (1912-20)
9	Joe Benz, P (1911-19)
9	Jim Scott, P (1909-17)

Hitters (By Game)

Games	Player
2,422	Luke Appling (1930-43, '45-50)
1,329	Ozzie Guillen (1985-94)
1,254	Buck Weaver (1912-20)
972	John Mostil (1918-29)
779	Mike Squires (1975, '77-85)

Pitchers (By Game)

Games	Player
669	Red Faber (1914-33)
584	Ted Lyons (1923-42, '46)
317	Jim Scott (1909-17)
250	Joe Benz (1911-19)

Most Seasons With the Sox

Years	Player
21	Ted Lyons (1923-42, '46)
20	Luke Appling (1930-43, '45-50) Red Faber (1914-33)
17	Ray Schalk (1912-28)
15	Jerry Hairston (1973-77, '81-90)
14	Nellie Fox (1950-63)
13	Carlton Fisk (1981-93) Billy Pierce (1949-61) Ed Walsh (1904-16)
12	Eddie Collins (1915-26) Sherm Lollar (1952-63) Minnie Minoso (1951-57, '60-61, '64, '76, '80) Billy Sullivan, Sr. (1901-12, '13) Wilbur Wood (1967-78)

Note: By Years, Hitters and Pitchers only include players who spent their entire careers with the White Sox

ATTENDANCE

Top New Comiskey Park Crowds

Attendance	Date	Opponent
46,246*	Tuesday, October 5, 1993	Toronto
46,101*	Wednesday, October 6, 1993	Toronto
45,527*	Tuesday, October 12, 1993	Toronto
43,589	Saturday, May 28, 1994	Baltimore
43,559	Saturday, June 26, 1993	Seattle
43,350	Saturday, July 18, 1992	Milwaukee
42,890	Friday, April 8, 1994	Boston
42,834	Saturday, August 15, 1992	New York
42,796	Thursday, July 25, 1991	Toronto
42,775	Friday, April 9, 1993	New York
42,761	Saturday, August 1, 1992	Seattle
42,710	Saturday, July 16, 1994	Cleveland
42,587	Saturday, August 28, 1993	Minnesota

* 1993 American League Championship Series

Top New Comiskey Park Crowds vs. AL

Attendance	Date	Opponent
43,589	Saturday, May 28, 1994	Baltimore
43,393	Sunday, June 6, 1993	Boston
42,535	Saturday, August 7, 1993	California
42,710	Saturday, July 16, 1994	Cleveland
42,406	Monday, August 19, 1991	Detroit
42,417	Saturday, August 14, 1993	Kansas City
43,350	Saturday, July 18, 1992	Milwaukee
42,587	Saturday, August 28, 1993	Minnesota
42,834	Saturday, August 15, 1992	New York
42,483	Saturday, June 6, 1992	Oakland
43,559	Saturday, June 26, 1993	Seattle
42,150	Saturday, June 22, 1991	Texas
42,796	Thursday, July 25, 1991	Toronto

Top 10 Old Comiskey Park Crowds

Attendance	Date	Opponent
55,555	Sunday, May 20, 1973	Minnesota (DH)
54,215	Sunday, July 19, 1953	New York (DH)
53,940	Friday, June 8, 1951	New York (DH)
53,325	Sunday, May 15, 1949	Cleveland (DH)
53,067	Tuesday, July 27, 1954	New York
52,712	Thursday, June 25, 1984	Cubs (Exhibition)
52,593	Thursday, July 12, 1951	Boston (DH)
52,494	Sunday, June 18, 1933	New York (DH)
52,054	Sunday, June 10, 1951	New York (DH)
52,000*	Sunday, May 8, 1927	New York

* Denotes estimated attendance

Top 10 Road Crowds

Attendance	Date	Opponent
78,382	August 20, 1948	Cleveland
72,454	October 1, 1993	Cleveland
72,390	October 3, 1993	Cleveland
72,060	October 2, 1993	Cleveland
70,972	July 29, 1951	New York
70,740	August 25, 1950	New York
70,619	August 11, 1951	Cleveland
66,586	August 30, 1959	Cleveland
65,880	June 7, 1970	New York
63,787	June 23, 1957	New York

Home Season Attendance Bests

Attendance	Year
2,934,154	1991
2,681,156	1992
2,581,091	1993
2,136,988	1984
2,132,821	1983
2,002,359	1990
1,697,398	1994
1,669,888	1985
1,657,135	1977
1,644,460	1960


Comiskey Park Attendance

The White Sox will top the 10 million mark in attendance at new Comiskey Park this season. The Sox attracted 9,893,799 fans during the ballpark's first four seasons.

Comiskey Park Marks

The Sox set two new Comiskey Park records in their 19-11 win over Minnesota on August 4, 1992. The 19 runs were the most by any team since the new park opened in 1991 as were the 30 combined runs.

MINOR LEAGUES



MINOR LEAGUES

The Sounds' Ray Durham was named "Star of Stars" at the 1994 Class AAA All-Star Game in Nashville.

SCOUTING DEPARTMENT



Duane Shaffer
Director of Scouting



Grace Guerrero Zwit
*Assistant to the Director
of Scouting*



Dan Fabian
*Player Development/
Scouting Administrator*

National Crosschecker



George Bradley

Scouting Supervisors



Mark Bernstein
East



Doug Laumann
Midwest



Ed Pebley
West

Full-Time Scouts

Steve Amieri, Juan Bernhardt, Kevin Burrell, Joseph Butler, Scott Cerny, Hernan Cortes, Alex Cosmidis, Larry Grefer, Warren Hughes, Miguel Ibarra, John Kazanas, Reggie Lewis, Bill Meyer, Jose Ortega, Dave Owen, Gary Pellant, Paul Provas, Mike Sgobba, Ken Stautfer, John Tumminia, Ken Williams.

Part-Time Scouts

Jose Bernhardt, John Doldoorian, Brian Gray, Joe Ingalls, Jack Jolly, George Kachigian, Dario Lodigiani, Donald Metzger, Al Otto, Michael Paris, Victor Puig, Joe Thurman, Frank Trucchio.

Scouting Areas

Steve Arnieri — Illinois, Indiana, Wisconsin
 Juan Bernhardt — Dominican Republic
 Kevin Burrell — Eastern Tennessee, Georgia, South Carolina
 Joseph Butler — Los Angeles Area, San Fernando Valley
 Scott Cerny — Northern California, Northern Nevada, Utah
 Hernan Cortes — Venezuela
 Alex Cosmidis — North Carolina, South Carolina, Virginia, West Virginia
 Larry Grefer — Kentucky, Michigan, Ohio, West Virginia
 Warren Hughes — Alabama, Australia, Florida (Panhandle), Mississippi,
 Western Tennessee
 Miguel Ibarra — Panama
 John Kazanas — Arizona, Colorado, New Mexico, Southwest Texas, Utah,
 Wyoming
 Reggie Lewis — Delaware, Maryland, New Jersey, Pennsylvania, Virginia,
 Washington, D.C.
 Bill Meyer — Central and North Florida
 Jose Ortega — Puerto Rico, South Florida
 Dave Owen — Arkansas, Northern Texas, Oklahoma
 Gary Pellant — Hawaii, Idaho, Montana, Oregon, Washington, Western Canada
 Paul Provas — Iowa, Kansas, Minnesota, Missouri, Nebraska, North Dakota,
 South Dakota
 Mike Sgobba — Southern California, Southern Nevada
 Ken Stauffer — Louisiana, Southern Texas
 John Tumminia — Connecticut, Eastern Canada, Maine, Massachusetts, New
 Hampshire, New York, Rhode Island, Vermont
 Ken Williams — Inner Cities

Instructors

Director of Instruction Jim Snyder
 Hitting Coordinator Mike Lum
 Pitching Coordinator Dewey Robinson
 Catching Coordinator Tommy Thompson
 Infield Coordinator Tony Franklin
 Outfield Coordinator Tom Spencer
 Baserunning Coordinator Dallas Williams
 Roving Minor League Instructor Bryan Little
 Director of Conditioning Vern Gambetta

Minor League Affiliates

Nashville Sounds

Class AAA

P.O. Box 23290
 Nashville, TN 37202
Manager: Rick Renick
Pitching Coach: Don Cooper
Hitting Coach: Roger LaFrancois
Trainer: Greg Latta
General Manager: Larry Schmittou
Public Relations Director: Robbie Bohren
Stadium, Capacity: Hershel Greer (1978), 17,500
Sox Affiliation: since 1990
Telephone: 615-242-4371
Fax: 615-256-5684



Birmingham Barons

Class AA

P.O. Box 360007
 Birmingham, AL 35236
Manager: Terry Francona
Pitching Coach: Kirk Champion
Hitting Coach: Mike Barnett
Coach: Sam Hairston
Trainer: Scott Johnson
President: Bill Hardekopt
Media Relations Director: Chris Pika
Stadium, Capacity: Hoover Metropolitan (1988), 10,800
Sox Affiliation: since 1986
Telephone: 205-988-3200
Fax: 205-988-9698



Prince William Cannons**Class A**

P.O. Box 2148
 Woodbridge, VA 22193
 Manager: Dave Huppert
 Pitching Coach: Jaime Garcia
 Hitting Coach: Jay Ward
 Trainer: Scott Takao
 General Manager: Pat Filippone
 Public Relations Contact: Jim Olson
 Stadium, Capacity: Piltzner Stadium (1984), 6,000
 Sox Affiliation: since 1994
 Telephone: 703-590-2311
 Fax: 703-590-5716

**South Bend Silver Hawks****Class A**

P.O. Box 4218
 South Bend, IN 46634
 Manager: Fred Kendall
 Pitching Coach: Curt Hasler
 Hitting Coach: Mark Haley
 Coach: Jim Reinebold
 Trainer: Greg Barber
 General Manager: John Tull
 Public Relations Contact: John Tull
 Stadium, Capacity: Stanley Coveleski
 Regional (1988), 5,000
 Sox Affiliation: since 1988
 Telephone: 219-235-9988
 Fax: 219-235-9950



South Bend
**Silver
 Hawks**

Hickory Crawdads**Class A**

P.O. Box 1268
 Hickory, NC 28603
 Manager: Mike Rojas
 Pitching Coach: Bill Ballou
 Hitting Coach: Dave Keller
 Trainer: Joe Geck
 General Manager: Marty Steele
 Public Relations Director: Chris Gallas
 Stadium, Capacity: L.P. Frans (1993), 5,100
 Sox Affiliation: since 1993
 Telephone: 704-322-3000
 Fax: 704-322-6137

**Bristol White Sox****Class A**

P.O. Box 1434
 Bristol, Va. 24203
 Manager: Tommy Thompson
 Pitching Coach: Daron Schoenrock
 Hitting Coach: Mark Salas
 Trainer: Tim Jenkins
 General Manager: Boyce Cox
 Public Relations Contact: Boyce Cox
 Stadium, Capacity: DeVault Memorial (1989), 1,500
 Sox Affiliation: 1995
 Telephone: 703-645-7275
 Fax: 703-645-7377

**Gulf Coast White Sox****Rookie**

1090 N. Euclid Avenue
 Sarasota, FL 34237
 Manager: Mike Gellinger
 Pitching Coach: Sean Snedeker
 Hitting Coach: Von Joshua
 Coach: Chet DiEmidio
 Trainer: Dave Wallwork
 Stadium, Capacity: Ed Smith (1989), 7,500
 Telephone: 813-366-8451
 Fax: 813-366-6615



MINOR LEAGUE STATISTICS AND STANDINGS

American Association Standings

	W	L	PCT	GB
Indianapolis (Reds)	86	57	.601	—
Nashville (White Sox)	83	61	.576	3.5
New Orleans (Brewers)	78	66	.542	8.5
Louisville (Cardinals)	74	68	.521	11.5
Iowa (Cubs)	69	74	.483	17.0
Omaha (Royals)	68	76	.472	18.5
Oklahoma City (Rangers)	61	83	.424	25.5
Buffalo (Pirates)	55	89	.382	31.5

Class AAA Nashville

PLAYER	AVG	G	AB	R	H	2B	3B	HR	RBI	BB	SO	SB	CS	SLG	OBP	E
Alvarez, Clemente	.215	87	223	18	48	8	1	3	14	17	48	0	2	.300	.275	1
Coleman, Ken	.313	5	16	5	5	2	1	1	3	3	1	0	0	.750	.450	0
Denson, Drew	.263	138	505	94	133	31	2	*30	*103	56	74	3	2	.511	.371	0
Durham, Ray	.296	133	527	89	156	33	#12	18	66	46	91	34	11	.495	.364	*19
Grebeck, Craig	.400	5	15	3	6	2	0	0	4	1	2	0	0	.533	.471	1
Hall, Joe	.292	22	72	14	21	7	0	4	21	16	10	0	0	.556	.424	0
Howitt, Dann	.255	66	231	30	59	15	1	8	36	19	48	4	0	.433	.316	3
Lindsey, Doug	.207	57	164	21	34	8	0	5	14	10	38	0	0	.348	.251	7
Manning, Hank	.283	21	46	5	13	0	0	1	9	1	4	0	0	.385	.320	3
Martin, Norberto	.256	43	172	26	44	8	0	2	12	10	14	4	6	.337	.297	10
Martinez, Domingo	.270	131	471	57	127	22	2	22	81	38	102	2	1	.465	.326	*15
Milstien, Dave	.236	57	174	26	41	6	0	2	8	14	20	0	3	.305	.295	4
Miranda, Geovany	.333	16	42	7	14	3	0	0	8	1	3	0	0	.405	.341	4
Ortiz, Javier	.275	111	346	49	95	20	2	16	55	36	56	8	1	.483	.344	3
Robertson, Mike	.225	67	213	21	48	8	1	8	21	15	27	0	3	.385	.286	1
Saenz, Olinado	.261	107	383	48	100	27	2	12	59	30	67	3	2	.436	.326	22
Thurman, Gary	.264	130	470	76	124	17	#12	5	60	35	85	20	7	.383	.326	4
Tingley, Ron	.125	6	16	1	2	1	0	0	1	1	7	0	0	.188	.176	0
Wilson, Brandon	.224	114	370	42	83	16	3	5	26	30	67	13	5	.324	.286	18
Wolak, Jerry	.256	111	394	42	101	21	2	8	35	15	75	6	4	.381	.289	6
Zupcic, Bob	.333	5	18	3	6	1	0	1	3	3	4	1	1	.556	.429	0
Totals	.259	144	4868	677	1260	256	41	149	639	397	831	98	48	.420	.324	138

PITCHER	W-L	ERA	G	GS	CG	SHO	SV	IP	H	R	ER	HR	HB	BB	SO	WP	OBA
Baldwin, James	12-6	3.72	26	26	2	0	0	162.0	144	75	67	14	1	83	*156	9	.237
Bolton, Rod	7-5	2.56	17	17	1	0	0	116.0	108	43	33	4	4	35	63	2	.249
Bushing, Chris	0-1	4.50	9	0	0	0	0	12.0	12	7	6	1	0	9	16	0	.273
Ellis, Robert	4-10	6.09	19	19	1	0	0	105.0	126	77	71	19	2	55	76	1	.304
Hammaker, Atlee	2-1	2.79	21	0	0	0	3	29.0	24	9	9	2	0	11	29	0	.218
Johnson, Dane	1-5	2.25	39	0	0	0	24	44.0	40	13	11	2	0	18	40	4	.242
Karchner, Matt	4-2	1.37	17	0	0	0	2	26.1	18	5	4	0	1	7	19	1	.205
Keyser, Brian	9-5	2.79	37	10	2	1	2	135.2	123	49	42	9	3	36	76	9	.244
Levine, Alan	0-2	7.88	8	4	0	0	0	24.0	34	23	21	2	2	11	24	0	.343
MacDonald, Bob	0-0	0.00	2	0	0	0	0	1.2	1	0	0	0	0	0	0	0	.200
Marquez, Isidro	3-3	2.83	39	0	0	0	11	63.2	48	32	20	4	3	27	63	1	.205
Mongiello, Mike	4-6	3.65	45	5	0	0	0	86.1	94	39	35	6	3	49	77	7	.285
Olsen, Steve	7-2	3.28	11	11	2	0	0	71.1	69	30	28	4	0	18	58	0	.257
Powell, Dennis	1-3	4.50	25	0	0	0	1	22.0	26	13	11	2	2	16	27	3	.310
Ruffcorn, Scott	*15-3	2.72	24	24	3	#3	0	165.2	139	57	50	5	6	40	144	6	.225
Schrank, Steve	14-6	3.48	29	28	2	1	0	178.2	175	82	69	15	6	69	134	14	.257
Schwarz, Jeff	0-1	11.57	14	0	0	0	0	16.1	18	22	21	3	4	20	21	3	.277
Vierra, Joey	0-0	3.80	19	0	0	0	3	21.1	25	11	9	2	1	11	18	2	.305
Totals	83-61	3.53	144	144	13	12	46	1281.0	1224	587	502	94	38	515	1041	62	.253

*Led League #Tied for League Lead

Southern League Standings

FIRST HALF

East Division	W	L	PCT	GB
Carolina (Pirates)	44	26	.629	—
Greenville (Braves)	36	32	.529	7.0
Knoxville (Blue Jays)	32	38	.457	12.0
Orlando (Cubs)	27	42	.391	16.5
Jacksonville (Mariners)	26	42	.382	17.0

West Division	W	L	PCT	GB
Huntsville (Athletics)	43	26	.623	—
Memphis (Royals)	40	29	.580	3.0
Nashville (Twins)	39	31	.557	4.5
Birmingham (White Sox)	31	38	.449	12.0
Chattanooga (Reds)	28	42	.415	15.5

SECOND HALF

East Division	W	L	PCT	GB
Greenville (Braves)	37	31	.544	—
Jacksonville (Mariners)	34	35	.493	3.5
Orlando (Cubs)	32	36	.471	5.0
Knoxville (Blue Jays)	32	38	.457	6.0
Carolina (Pirates)	30	40	.429	8.0

West Division	W	L	PCT	GB
Chattanooga (Reds)	39	31	.557	—
Huntsville (Athletics)	38	31	.551	0.5
Memphis (Royals)	35	33	.515	3.0
Nashville (Twins)	35	35	.500	4.0
Birmingham (White Sox)	34	36	.486	5.0

Class AA Birmingham

PLAYER	AVG	G	AB	R	H	2B	3B	HR	RBI	BB	SO	SB	CS	SLG	OBP	E
Brady, Doug	.248	127	516	59	128	18	8	4	47	38	59	24	12	.337	.298	21
Coleman, Ken	.191	75	188	30	36	6	2	3	25	37	38	4	4	.293	.335	19
Coughlin, Kevin	.257	112	369	51	95	10	0	0	26	40	42	5	8	.285	.332	4
DiSarcina, Glenn	.257	118	452	50	116	26	2	7	57	25	74	10	5	.369	.298	52
Fryman, Troy	.225	123	445	55	100	22	4	6	43	31	88	2	5	.333	.280	5
Hall, Joe	.209	19	67	9	14	6	0	0	6	15	11	0	0	.299	.357	0
Hood, Randy	.222	90	216	30	48	11	1	1	20	22	37	7	3	.296	.331	5
Jordan, Michael	.202	127	436	46	88	17	1	3	51	51	114	30	18	.266	.289	#11
Nunez, Rogelio	.295	66	210	23	62	7	2	0	21	8	38	7	3	.348	.321	7
Pasqua, Dan	.000	4	11	1	0	0	0	0	0	4	5	0	0	.000	.267	0
Robertson, Mike	.316	53	195	32	62	20	2	3	30	31	34	6	3	.485	.411	3
Sax, Steve	.318	7	22	5	7	2	0	0	1	5	2	0	0	.409	.464	1
Sniopak, Chris	.263	106	365	58	96	25	3	6	54	58	49	9	4	.377	.367	25
Tedder, Scott	.265	86	257	35	68	14	4	2	27	58	32	8	3	.374	.399	3
Tremie, Chris	.225	92	302	32	68	13	0	2	29	17	44	4	1	.288	.278	6
Turner, Shane	.237	26	97	8	23	4	0	0	13	9	12	0	0	.278	.302	8
Valrie, Kerry	.286	119	423	59	121	27	3	3	58	34	75	29	10	.385	.342	6
Totals	.248	139	4572	584	1132	228	32	40	508	483	754	155	79	.338	.324	191

PITCHER	W-L	ERA	G	GS	CG	SHO	SV	IP	H	R	ER	HR	HB	BB	SO	WP	OBA
Andujar, Luis	3-7	5.05	15	15	0	0	0	75.2	90	50	43	5	8	25	64	5	.292
Bertotti, Mike	4-3	2.90	10	10	1	1	0	68.1	55	25	22	1	0	21	44	5	.223
Campos, Frank	0-1	9.00	2	0	0	0	0	2.0	5	2	2	1	1	0	2	0	.455
Gajkowski, Steve	11-5	3.06	58	0	0	0	8	82.1	78	35	28	6	5	26	44	2	.248
Givens, Brian	4-7	3.68	36	13	1	1	1	110.0	103	57	45	8	8	52	111	11	.248
Hammaker, Atlee	1-0	2.00	13	0	0	0	0	18.0	13	11	4	1	1	10	17	1	.188
Heathcott, Mike	3-7	5.79	17	17	0	0	0	96.0	126	71	63	11	2	44	44	9	.318
Johnson, Barry	6-2	3.23	51	4	0	0	1	97.2	100	51	35	7	2	30	67	2	.260
Karchner, Matt	5-2	1.26	39	0	0	0	6	43.0	36	10	6	0	2	14	29	5	.231
Keating, Dave	1-1	4.30	22	0	0	0	0	29.1	30	14	14	3	1	17	9	6	.270
Keyser, Brian	0-0	1.50	1	1	0	0	0	6.0	4	1	1	1	1	1	5	0	.190
Levine, Alan	5-9	3.31	18	18	1	0	0	114.1	117	50	42	7	14	44	94	3	.267
Locklear, Dean	1-2	4.42	4	4	0	0	0	18.1	22	15	9	0	0	15	11	2	.301
MacDonald, Bob	4-4	1.78	23	3	0	0	2	55.2	40	16	11	4	0	6	38	0	.200
Moore, Tim	0-0	5.68	8	0	0	0	0	12.2	16	12	8	2	1	3	10	1	.320
Nielsen, Jerry	1-4	5.26	9	6	0	0	0	37.2	28	24	22	3	9	36	20	9	.219
Olson, Steve	5-7	3.68	16	16	1	0	0	102.2	100	47	42	8	3	28	69	9	.252
Thomas, Larry	5-10	4.63	24	24	1	0	0	144.0	169	96	74	17	5	53	77	11	.277
Vierra, Joey	4-2	2.97	27	6	1	1	1	66.2	60	23	22	1	3	19	63	4	.248
Woodfin, Chris	1-1	3.00	13	0	0	0	0	15.0	9	5	5	0	0	9	19	1	.167
Wotrell, Steve	1-0	0.00	7	0	0	0	0	10.1	2	0	0	0	0	5	6	0	.067
Totals	65-74	3.71	139	139	6	9	27	1208.2	1193	615	498	86	66	458	843	86	.258

*Led League #Tied for League Lead

Carolina League Standings

FIRST HALF

North Division	W	L	PCT	GB
Wilmington (Royals)	48	20	.706	—
Prince William (White Sox)	38	32	.543	11.0
Frederick (Orioles)	32	36	.471	16.0
Lynchburg (Red Sox)	30	40	.429	19.0

South Division	W	L	PCT	GB
Winston-Salem (Reds)	35	33	.515	—
Kinston (Indians)	32	37	.464	3.5
Salem (Pirates)	32	37	.464	3.5
Durham (Braves)	28	40	.412	7.0

SECOND HALF

North Division	W	L	PCT	GB
Wilmington (Royals)	46	24	.657	—
Frederick (Orioles)	44	25	.638	1.5
Prince William (White Sox)	33	33	.500	11.0
Lynchburg (Red Sox)	22	47	.319	23.5

South Division	W	L	PCT	GB
Durham (Braves)	38	30	.559	—
Winston-Salem (Reds)	32	37	.464	6.5
Salem (Pirates)	32	38	.457	7.0
Kinston (Indians)	28	41	.406	10.5

Class A Prince William

PLAYER	AVG	G	AB	R	H	2B	3B	HR	RBI	BB	SO	SB	CS	SLG	OBP	E
Bradish, Mike	.214	20	56	8	12	5	0	0	4	6	17	0	0	.304	.290	7
Buchanan, Shawn	.267	34	90	18	24	2	0	3	13	16	24	2	1	.389	.380	1
Burton, Essex	.284	131	503	94	143	22	10	3	50	67	88	*66	19	.386	.370	18
Cameron, Mike	.248	131	468	86	116	15	*17	6	48	60	101	22	10	.391	.343	6
Cappuccio, Carmine	.292	101	401	71	117	30	1	12	60	25	53	8	4	.461	.344	5
Fiaraccio, Dan	.238	26	80	10	19	1	1	1	7	3	19	1	0	.313	.262	6
Gonzalez, Paul	.256	24	90	12	23	1	0	2	10	9	24	2	1	.333	.323	6
Hall, Todd	.212	21	52	3	11	1	1	0	6	7	12	0	0	.269	.300	7
Hurst, Jimmy	.277	127	455	90	126	31	6	25	91	72	128	15	8	.536	.377	5
Johnson, Jack	.158	22	57	6	9	2	0	1	5	1	17	0	0	.246	.169	4
Machado, Robert	.260	93	312	45	81	17	1	11	47	27	68	0	1	.426	.326	*16
Manning, Hank	.257	31	105	10	27	5	0	2	10	1	22	0	0	.362	.278	6
Mathews, Byron	.281	24	96	17	27	6	1	2	13	6	18	6	2	.427	.330	1
Miranda, Geovany	.275	55	193	33	53	7	2	0	18	7	25	10	1	.332	.305	15
Pearson, Eddie	.277	130	502	58	139	28	3	12	80	45	80	0	0	.416	.338	*19
Poe, Chanes	.269	130	469	72	126	21	3	14	83	51	103	14	2	.416	.345	3
Rodriguez, Neno	.211	6	19	2	4	1	1	0	1	1	9	0	1	.268	.250	0
Rose, Pete	.281	45	146	18	41	3	1	4	22	18	15	0	1	.387	.353	9
Wilson Craig	.264	131	496	70	131	*36	4	4	66	58	44	1	2	.377	.345	11
Totals	.268	136	4590	723	1229	234	52	102	642	480	867	147	53	.408	.341	158

PITCHER	W-L	ERA	G	GS	CG	SHO	SV	IP	H	R	ER	HR	HB	BB	SO	WP	OBA
Bertotti, Mike	7-6	3.53	16	15	2	1	0	104.2	90	48	41	13	3	43	103	8	.233
Brincks, Mark	0-0	4.15	1	0	0	0	0	4.1	6	3	2	0	0	1	1	0	.375
Call, Michael	10-12	4.02	27	26	*8	#2	0	170.1	181	89	76	17	5	98	87	10	.273
Campos, Frank	1-3	1.37	11	0	0	0	5	19.2	17	9	3	1	1	15	14	2	.233
Christman, Scott	6-11	3.80	20	20	2	0	0	116.0	116	64	49	7	2	44	94	5	.261
Dixon, Jim	1-1	6.63	6	1	1	0	0	19.0	21	14	14	2	0	10	13	1	.288
Heathcott, Mike	1-2	3.98	9	8	1	0	0	43.0	51	28	19	7	1	23	27	6	.305
Johnston, Sean	*15-6	4.53	27	27	3	1	0	165.0	185	89	83	9	4	61	81	6	.289
Kealing, David	0-1	5.89	12	0	0	0	1	18.1	19	16	12	2	3	12	12	3	.275
Lindemann, Wayne	1-0	9.32	10	9	0	0	0	47.1	65	55	49	10	3	32	23	1	.337
Locklear, Dean	1-1	4.41	12	2	0	0	1	32.2	33	17	16	0	5	14	34	4	.275
Meyer, Jay	1-0	8.44	3	0	0	0	0	5.1	8	6	5	1	0	5	1	0	.364
Moore, Tim	2-2	2.59	27	0	0	0	5	66.0	59	24	19	4	2	24	77	3	.241
Ogden, Jason	0-3	6.75	11	0	0	0	0	18.2	25	18	14	3	0	12	9	7	.333
Pierson, Jason	14-8	3.33	28	*28	3	1	0	*189.1	183	85	70	22	6	48	117	11	.255
Quirk, John	0-0	10.38	3	0	0	0	0	4.1	2	5	5	0	0	5	2	0	.143
Watkins, Jason	5-3	2.70	42	0	0	0	5	76.2	59	31	23	5	2	35	76	4	.211
Woodfin, Chris	2-4	1.88	29	0	0	0	12	28.2	21	16	6	1	1	18	43	4	.194
Worrell, Steve	4-2	3.56	26	0	0	0	3	48.0	37	23	19	6	3	19	47	2	.211
Totals	71-65	4.00	136	136	20	9	32	1177.1	1178	640	523	110	41	459	861	77	.263

*Led League #Tied for League Lead

MINOR LEAGUES

Midwest League Standings

FIRST HALF

North Division	W	L	PCT.	GB
Rockford (Royals)	44	25	.638	—
Appleton (Mariners)	39	30	.565	5.0
South Bend (White Sox)	38	31	.551	6.0
Kane County (Marlins)	37	32	.536	7.0
Beloit (Brewers)	36	34	.522	8.0
West Michigan (Athletics)	34	35	.493	10.0
Fort Wayne (Twins)	33	36	.478	11.0

South Division	W	L	PCT	GB
Springfield (Padres)	38	32	.543	—
Madison (Cardinals)	37	33	.529	1.0
Peoria (Cubs)	34	35	.493	3.5
Cedar Rapids (Angels)	31	38	.449	6.5
Quad City (Astros)	29	39	.426	8.0
Clinton (Giants)	28	41	.406	9.5
Burlington (Expos)	25	42	.373	11.5

SECOND HALF

North Division	W	L	PCT	GB
Rockford (Royals)	45	25	.643	—
West Michigan (Athletics)	40	30	.571	5.0
Beloit (Brewers)	40	30	.571	5.0
Appleton (Mariners)	36	34	.514	9.0
South Bend (White Sox)	34	36	.486	11.0
Kane County (Marlins)	34	36	.486	11.0
Ft. Wayne (Twins)	33	37	.471	12.0

South Division	W	L	PCT	GB
Cedar Rapids (Angels)	46	24	.657	—
Peoria (Cubs)	34	35	.493	11.5
Springfield (Padres)	31	39	.443	15.0
Burlington (Expos)	30	40	.429	16.0
Madison (Cardinals)	29	40	.420	16.5
Clinton (Giants)	29	41	.414	17.0
Quad City (Astros)	28	42	.400	18.0

Class A South Bend

PLAYER	AVG	G	AB	R	H	2B	3B	HR	RBI	BB	SO	SB	CS	SLG	OBP	E
Buchanan, Shawn	.177	39	130	16	23	4	1	0	12	24	36	6	3	.223	.304	3
Cora, Joey	.455	3	11	3	5	1	0	0	1	2	1	1	1	.545	.538	1
Evans, Jason	.265	97	355	53	94	15	3	6	48	47	70	8	8	.375	.350	7
Faircloth, Eugene	.222	4	9	0	2	0	0	0	0	2	5	0	0	.222	.417	1
Hall, Joe	.241	16	54	7	13	4	0	1	9	7	11	0	1	.370	.344	1
Mathews, Byron	.226	84	305	41	69	10	4	1	29	27	73	16	11	.295	.294	5
McKinnon, Sandy	.240	117	462	64	111	9	4	3	28	32	83	36	14	.297	.293	6
Menschino, Frank	.298	106	379	77	113	21	5	5	48	78	70	15	8	.420	.427	10
Mumma, Bob	.192	25	73	9	14	1	0	2	11	15	13	0	0	.268	.330	4
Navas, Jesus	.140	12	43	2	6	0	0	0	0	0	9	1	2	.140	.140	3
Newhouse, Andre	.284	104	352	67	100	13	2	2	46	40	72	26	4	.349	.365	5
Norton, Greg	.287	127	477	73	137	22	2	8	64	62	71	5	3	.379	.369	30
Polidor, Wil	.285	97	355	43	101	14	2	3	36	10	40	1	2	.361	.308	28
Royes, Jimmy	.282	69	238	28	67	8	2	1	38	23	48	6	5	.345	.346	34
Richardson, Eric	.230	29	100	7	23	3	0	0	8	9	24	2	3	.260	.294	2
Robledo, Nilson	.284	103	373	63	106	25	4	9	69	39	97	0	1	.445	.352	8
Rodriguez, Nerio	.220	18	59	4	13	4	0	0	8	3	14	0	2	.268	.258	0
Soto, Manny	.184	11	38	3	7	2	0	0	2	2	12	0	0	.237	.225	5
Thomas, Juan	.251	119	446	57	112	20	6	18	79	27	143	3	4	.444	.304	15
Vinas, Julio	.253	121	466	68	118	31	1	9	75	43	75	0	2	.382	.318	8
Totals	.261	139	4725	687	1234	207	36	65	609	491	967	128	74	.362	.335	210

PITCHER	W-L	ERA	G	GS	CG	SHO	SV	IP	H	R	ER	HR	HB	BB	SO	WP	OBA
Bailey, Mike	4-5	3.46	29	0	0	0	7	54.2	49	26	21	5	1	15	46	3	.241
Bennett, Ricky	0-0	4.50	4	0	0	0	1	8.0	14	4	4	0	0	2	2	0	.369
Brincks, Mark	1-1	4.32	10	1	0	0	0	25.0	29	14	12	2	1	10	17	2	.293
Crine, Dennis	1-1	2.37	6	1	0	0	0	19.0	19	5	5	1	2	5	8	1	.260
Droll, Jeff	0-0	4.00	20	0	0	0	4	27.0	22	13	12	1	0	20	15	4	.224
Eyre, Scott	8-4	3.47	19	18	2	0	0	111.2	108	56	43	7	3	37	111	8	.248
Fitzpatrick, Dave	1-1	3.52	10	0	0	0	1	15.1	16	9	6	0	0	6	9	0	.291
Fordham, Tom	4-4	4.34	11	11	1	1	0	74.2	82	46	36	4	0	14	48	4	.279
Lehman, Toby	9-5	4.25	34	16	0	0	4	120.2	114	70	57	7	8	65	78	8	.254
Lindemann, Wayne	8-3	2.83	16	3	0	0	0	111.1	108	52	35	5	1	21	69	2	.249
Matznick, Dan	0-3	6.43	5	5	0	0	0	21.0	20	18	15	1	3	11	16	3	.247
McCormack, Andy	9-11	3.59	27	26	4	1	0	188.0	209	86	75	15	6	51	115	6	.287
Ogden, Jason	3-1	4.11	17	0	0	0	1	30.2	27	15	14	3	3	16	24	4	.243
Proctor, William	4-4	3.14	34	0	0	0	3	57.1	53	33	20	0	1	25	51	5	.243
Sirotko, Mike	12-9	3.07	27	27	8	2	0	196.2	183	99	67	11	3	58	173	7	.245
Tagle, Hank	4-3	4.08	37	0	0	0	9	46.1	41	25	21	7	4	14	49	4	.237
Woods, Brian	4-12	3.90	20	18	2	0	0	115.1	108	65	50	9	5	49	107	10	.24
Totals	72-67	3.63	139	139	20	8	30	1222.2	1202	634	493	78	41	422	938	71	.257

*Led League †Tied for League Lead

South Atlantic League Standings

FIRST HALF

North Division	W	L	PCT	GB
Hagerstown (Blue Jays)	39	28	.582	—
Greensboro (Yankees)	39	31	.558	1.5
Hickory (White Sox)	37	32	.521	4.0
Asheville (Rockies)	33	35	.485	6.5
Spartanburg (Phillies)	32	37	.464	8.0
Fayetteville (Tigers)	31	37	.456	8.5
Charleston, W. Va. (Reds)	29	39	.426	10.5
South Division	W	L	PCT	GB
Savannah (Cardinals)	45	24	.652	—
Columbus (Indians)	40	28	.588	4.5
Albany (Orioles)	35	34	.507	10.0
Augusta (Pirates)	32	36	.471	12.5
Columbia (Mets)	31	37	.456	13.5
Charleston, S.C. (Rangers)	28	40	.412	16.5
Macon (Braves)	28	41	.406	17.0

SECOND HALF

North Division	W	L	PCT	GB
Hickory (White Sox)	49	22	.690	—
Hagerstown (Blue Jays)	41	28	.594	7.0
Spartanburg (Phillies)	35	35	.500	13.5
Charleston, W. Va. (Reds)	36	36	.500	13.5
Greensboro (Yankees)	32	38	.457	16.5
Fayetteville (Tigers)	31	38	.449	17.0
Asheville (Rockies)	27	38	.415	19.0
South Division	W	L	PCT	GB
Columbus (Indians)	47	23	.671	—
Macon (Braves)	45	23	.662	1.0
Savannah (Cardinals)	37	31	.544	9.0
Columbia (Mets)	28	39	.418	17.5
Albany (Orioles)	28	40	.412	18.0
Charleston, S.C. (Rangers)	28	41	.406	18.5
Augusta (Pirates)	18	50	.265	28.0

Class A Hickory

PLAYER	AVG	G	AB	R	H	2B	3B	HR	RBI	BB	SO	SB	CS	SLG	OBP	E
Abbott, Jeff	.393	63	224	47	88	16	6	6	48	38	33	2	1	.598	.481	2
Beltre, Eddy	.213	28	75	4	16	3	0	0	8	6	12	2	2	.253	.280	11
Bingham, David	.258	45	163	25	42	7	3	2	29	15	44	1	3	.374	.353	2
Booker, Kevin	.226	85	296	32	67	15	4	1	28	20	74	11	7	.314	.287	5
Boulware, Ben	.332	100	337	56	112	19	2	4	36	28	45	8	6	.436	.394	21
Carone, Rick	.239	67	209	37	50	10	1	7	37	33	54	1	1	.397	.350	3
Friedrich, Steve	.161	29	87	8	14	5	0	1	10	8	35	0	1	.253	.235	7
Goligoski, Jason	.271	135	499	98	135	18	7	1	67	99	82	17	5	.341	.394	34
Hall, Todd	.071	7	14	0	1	0	0	0	0	1	1	0	1	.071	.133	0
Izquierdo, Sergio	.000	5	15	2	0	0	0	0	0	3	1	0	0	.000	.211	0
Lewias, Andres	.241	64	203	31	49	3	2	0	16	18	36	9	6	.278	.310	2
Mader, Chms	.257	74	268	38	69	11	2	9	41	27	48	0	2	.414	.334	7
Moore, Brandon	.248	60	230	43	57	5	2	1	26	33	28	10	6	.300	.341	10
Mumma, Bob	.276	23	76	10	21	3	0	1	6	7	19	0	0	.355	.341	3
Ordonez, Magglio	.294	132	490	86	144	24	5	11	69	45	57	16	7	.431	.353	6
Patton, Scott	.300	11	40	4	12	1	0	1	6	2	14	1	1	.400	.349	1
Richardson, Eric	.249	54	177	32	44	0	2	2	11	26	47	18	6	.305	.346	1
Rincones, Wuamner	.218	25	78	12	17	3	0	1	13	11	20	0	0	.295	.311	4
Rose, Pete	.219	32	114	14	25	4	1	0	12	13	18	0	0	.272	.305	9
Spry, Shane	.000	3	3	0	0	0	0	0	0	3	2	0	0	.000	.500	0
Volmer, Scott	.274	110	420	52	115	24	4	7	81	39	83	0	1	.400	.337	15
Whittaker, Jerry	.250	41	152	17	38	8	0	3	23	9	37	2	2	.362	.299	1
Williams, Harold	.303	137	535	99	162	27	3	24	104	53	103	1	1	.499	.375	21
Totals	.272	140	4705	747	1278	206	44	82	671	537	873	99	59	.386	.352	183

PITCHER	W-L	ERA	G	GS	CG	SHO	SV	IP	H	R	ER	HR	HB	BB	SO	WP	OBA
Ambrose, John	1-1	7.11	3	1	0	0	1	12.2	16	11	10	1	0	8	7	0	.308
Broome, Curtis	5-5	4.62	32	15	0	0	3	120.2	144	77	62	13	4	31	74	4	.293
Castillo, Carlos	2-0	0.00	3	1	0	0	0	12.0	3	0	0	0	1	2	17	0	.077
Clemons, Chris	4-2	4.41	12	12	0	0	0	63.1	74	37	34	5	5	18	42	6	.284
Dixon, Jim	5-4	3.64	24	10	0	0	1	99.0	114	58	40	12	9	28	73	6	.282
Droll, Jeff	1-1	3.86	12	0	0	0	0	21.0	24	11	9	1	2	12	22	2	.282
Duncan, Sean	0-0	4.15	7	0	0	0	0	13.0	9	7	6	1	0	7	14	0	.200
Elsbernd, David	3-2	3.44	6	6	0	0	0	36.2	37	22	14	4	6	4	23	0	.250
Fordham, Tom	10-5	3.14	17	17	1	1	0	109.0	101	47	38	10	3	30	121	5	.242
Gomez, Augustine	5-1	3.03	32	0	0	0	3	59.1	41	20	20	3	2	20	53	2	.196
Herbert, Russell	2-1	3.44	8	7	0	0	0	36.2	33	14	14	3	2	15	34	1	.243
Lindquist, Dave	13-10	3.48	27	27	3	2	0	178.2	170	88	69	15	12	43	133	8	.244
McKinon, Mickey	3-5	5.18	28	0	0	0	1	40.0	48	35	23	7	5	16	54	4	.284
Meyer, Jay	2-1	2.64	23	0	0	0	2	44.1	39	19	13	6	0	16	32	2	.232
Praet, Richard	11-6	2.02	29	23	3	1	0	165.0	138	51	37	9	3	29	153	1	.223
Quirk, John	5-3	5.74	22	5	0	0	0	58.0	54	41	37	8	1	39	27	3	.252
Theodile, Robert	7-4	4.80	18	16	2	0	0	86.1	81	53	46	7	2	47	68	11	.245
Vazquez, Archie	7-3	1.21	50	0	0	0	28	67.0	37	14	9	5	1	22	78	6	.166
Totals	86-54	3.52	140	140	9	12	39	1228.2	1163	605	481	110	58	385	1025	61	.246

*Lead League

MINOR LEAGUES

Gulf Coast League Standings

Division	W	L	PCT	GB
East Division				
Marlins	38	21	.644	—
Expos	35	24	.593	3.0
Mets	32	27	.542	6.0
Braves	13	46	.220	25.0
North Division				
Astros	41	18	.695	—
Yankees	26	32	.448	14.5
Blue Jays	26	34	.433	15.5
Cubs	25	34	.424	16.0
West Division				
Royals	47	12	.797	—
Red Sox	40	20	.667	7.5
Rangers	32	28	.533	15.5
Pirates	25	35	.417	22.5
Orioles	23	36	.390	24.0
Twins	22	38	.367	25.5
White Sox	20	40	.333	27.5

Rookie Sarasota

PLAYER	AVG	G	AB	R	H	2B	3B	HR	RBI	BB	SO	SB	CS	SLG	OBP	E
Abbott, Jeff	.467	4	15	4	7	1	0	1	3	4	0	2	1	.733	.579	0
Alberf, Rashad	.217	54	161	22	35	4	2	2	9	29	48	8	6	.304	.344	2
Amaya, Edilberto	.160	14	25	4	4	1	0	0	2	1	7	0	1	.200	.222	5
Bagley, Sean	.160	16	25	1	4	0	0	0	1	1	6	1	0	.160	.222	2
Bearden, Doug	.218	46	165	15	36	4	1	1	12	4	30	1	1	.273	.238	12
Boulware, Ben	.167	4	12	2	2	0	0	0	0	1	1	1	0	.167	.333	1
Cancel, David	.198	45	131	12	26	5	3	3	14	11	28	0	1	.351	.259	0
Drent, Brian	.186	31	70	6	13	2	1	1	4	11	25	2	5	.286	.296	6
Fraraccio, Dan	.500	3	2	0	1	0	0	0	0	1	1	0	0	.500	.667	0
Helms, Ryan	.169	25	59	5	10	2	0	0	3	14	11	5	0	.203	.329	4
Izquierdo, Sergio	.288	18	52	4	15	2	0	0	16	4	2	1	1	.327	.333	5
Johnson, Mark	.241	32	87	10	21	5	0	0	14	14	15	1	1	.299	.365	3
Koenick, Tom	.225	41	129	15	29	5	4	0	16	11	43	4	0	.326	.320	7
Lee, Carlos	.125	29	56	6	7	1	0	0	1	4	8	0	1	.143	.183	2
Malin, Edgar	.077	8	13	2	1	0	1	0	1	1	7	0	0	.231	.143	0
McClure, Craig	.237	49	135	27	32	9	2	1	16	17	44	10	2	.356	.331	3
Mendoza, Jesus	.250	12	40	2	10	2	0	0	3	2	4	3	2	.300	.279	2
Moore, Brandon	.100	4	10	1	1	0	0	0	0	1	1	0	0	.100	.182	2
Moore, David	.125	17	40	5	5	1	0	1	7	7	15	2	2	.225	.271	4
Navas, Jesus	.169	25	59	4	10	0	0	0	6	6	11	1	2	.169	.239	3
Patton, Scott	.500	1	4	2	2	0	0	0	3	1	0	0	0	.500	.600	0
Rengifo, Dailing	.143	18	14	3	2	0	0	0	0	2	3	1	1	.143	.250	1
Ridenour, Jim	.000	1	2	0	0	0	0	0	0	0	1	0	0	.000	.000	0
Rincones, Wuamner	.288	23	66	10	19	5	0	0	3	8	7	2	2	.364	.360	3
Rose, Pete	.500	2	4	1	2	0	0	0	1	0	0	0	0	.500	.500	1
Soto, Manuel	.188	19	48	8	9	0	0	0	4	5	13	8	4	.188	.264	2
Spry, Shane	.261	46	138	25	36	8	2	1	7	17	23	4	1	.370	.346	1
Tidick, Michael	.200	19	45	4	9	2	0	0	0	4	9	0	1	.244	.280	1
Valdez, Mario	.236	53	157	20	37	11	2	2	25	30	28	0	6	.369	.363	8
Whittaker, Jerry	.417	13	36	6	15	4	2	0	4	3	5	1	0	.639	.475	0
Zerpa, Mauro	.253	30	87	6	22	2	2	0	7	6	12	3	0	.322	.316	10
Totals	.224	60	1887	232	422	76	22	13	182	220	408	70	41	.308	.312	105

PITCHER	W-L	ERA	G	GS	CG	SHO	SV	IP	H	R	ER	HR	HB	BB	SO	WP	OBA
Ambrose, John	1-2	3.68	11	10	1	0	0	46.2	34	21	19	4	6	24	43	4	.210
Andujar, Luis	1-0	0.00	2	0	0	0	0	6.0	3	1	0	0	1	1	6	0	.150
Anez, Maycoll	0-0	31.50	2	0	0	0	0	2.0	7	7	7	0	0	3	1	0	.538
Baldwin, Willie	0-0	9.00	1	0	0	0	0	1.0	1	1	1	0	1	0	0	1	.250
Buteaux, Shane	1-5	4.25	12	10	0	0	0	55.0	60	33	26	0	5	15	28	4	.286
Campos, Frank	0-0	0.69	11	0	0	0	1	13.0	5	6	1	0	5	6	14	2	.104
Castillo, Carlos	4-3	2.59	12	12	0	0	0	59.0	53	20	17	4	2	10	57	3	.238
Chantres, Carlos	0-1	3.60	16	2	0	0	1	35.0	28	21	14	2	3	13	29	6	.211
Clemons, Chris	0-1	3.66	2	2	0	0	0	7.0	5	3	3	0	0	1	5	0	.192
Crue, Dennis	1-4	2.63	10	7	0	0	1	41.0	41	25	12	1	1	9	25	2	.256
Duncan, Sean	0-1	1.50	16	0	0	0	2	24.0	18	5	4	1	0	6	21	3	.207
Felix, Antonio	0-1	9.00	5	0	0	0	0	5.0	9	6	5	1	1	5	3	0	.391
Ferreira, Marcos	1-3	6.38	11	1	0	0	1	18.1	20	13	13	2	1	10	6	0	.299
Forbes, Adam	2-3	2.94	12	2	0	0	0	33.2	35	14	11	1	1	21	29	2	.269
Garcia, Ariel	4-3	3.42	10	8	1	0	0	50.0	52	20	19	1	1	4	34	3	.269
Griffin, Jeremy	0-0	2.35	4	0	0	0	0	7.2	7	2	2	0	2	4	2	2	.259
Herrbert, Russell	0-1	2.08	4	2	0	0	0	13.0	6	3	3	0	1	2	19	0	.140
Hernandez, Rudy	0-1	4.50	4	0	0	0	1	4.0	4	3	2	0	0	3	1	0	.267
Lebar, Zane	0-1	2.70	3	0	0	0	0	3.1	2	1	1	0	1	1	3	0	.167
Matznick, Dan	0-0	1.29	2	2	0	0	0	7.0	3	1	1	0	0	2	11	0	.115
Prejean, Alex	4-1	2.93	15	0	0	0	0	30.2	25	13	10	2	2	25	28	2	.221
Ruiz, Rafael	1-1	1.80	13	0	0	0	2	15.0	11	4	3	1	0	6	13	0	.208
Tapia, Benito	0-2	2.32	16	2	0	0	3	31.0	36	15	8	0	2	11	21	3	.286
Totals	20-40	3.22	60	60	2	1	12	508.1	465	240	182	20	36	182	399	37	.243

MINOR LEAGUES

1994 Most Common Lineups

Nashville (AAA)

Ray Durham, 2B
Gary Thurman, CF
Olmedo Saenz, 3B
Drew Denson, DH
Domingo Martinez, 1B
Jerry Wolak, LF
Javier Ortiz, RF
Brandon Wilson, SS
Clemente Alvarez, C
Steve Schrenk, P

Birmingham (AA)

Doug Brady, 2B
Glenn DiSarcina, SS
Mike Robertson, LF
Chris Snopek, 3B
Kerry Valrie, CF
Troy Fryman, 1B
Michael Jordan, RF
Kevin Coughlin, DH
Chris Tremie, C
Larry Thomas, P

Prince William (A)

Essex Burton, 2B
Carmine Cappuccio, DH
Craig Wilson, SS
Jimmy Hurst, RF
Eddie Pearson, 1B
Charles Poe, LF
Pete Rose, 3B
Mike Cameron, CF
Robert Machado, C
Jason Pierson, P

South Bend (A)

Sandy McKinnon, CF
Frank Menechino, 2B
Greg Norton, 3B
Julio Vinas, C
Nilson Robledo, DH
Andre Newhouse, RF
Juan Thomas, 1B
Byron Mathews, LF
Wil Polidor, SS
Mike Sirotko, P

Hickory (A)

Brandon Moore, 3B
Jason Gollgoski, SS
Scott Vollmer, C
Harold Williams, 1B
Jeff Abbott, LF
Magglio Ordonez, RF
Jay Whittaker, CF
Rick Carone, DH
Ben Boulware, 2B
Dave Lundquist, P

Sarasota (Rookie)

Chernan Albert, LF
Doug Bearden, SS
Shane Spry, DH
Tom Koerick, 3B
Mario Valdez, 1B
Mark Johnson, C
David Cancel, RF
Craig McClure, CF
Jesus Navas, 2B
Carlos Castillo, P

Organization Leaders

Batting

(Minimum: 378 plate appearances)

Ben Boulware	Hickory	.332
Harold Williams	Hickory	.303
Frank Menechino	South Bend	.298
Ray Durham	Nashville	.296
Magglio Ordonez	Hickory	.294
Carmine Cappuccio	Prince William	.292
Greg Norton	South Bend	.287
Kerry Valrie	Birmingham	.286
Essex Burton	Prince William	.284
Nilson Robledo	South Bend	.284

Home Runs

Drew Denson	Nashville	30
Jimmy Hurst	Prince William	25
Harold Williams	Hickory	24
Domingo Martinez	Nashville	22
Juan Thomas	South Bend	18

RBI

Harold Williams	Hickory	104
Drew Denson	Nashville	103
Jimmy Hurst	Prince William	91
Charles Poe	Prince William	83

Stolen Bases

Essex Burton	Prince William	66
Sandy McKinnon	South Bend	36
Doug Brady	Birmingham	34
Ray Durham	Nashville	34
Michael Jordan	Birmingham	30

ERA

(Minimum: 112.0 IP)

Rich Pratt	Hickory	2.02
Rod Bolton	Nashville	2.56
Scott Ruffcorn	Nashville	2.72
Brian Keyser	Nashville	2.73
Mike Sirotko	South Bend	3.07
Mike Bertotti	Birmingham	3.28
Jason Pierson	Prince William	3.33
Steve Schrenk	Nashville	3.48
Dave Lundquist	Hickory	3.48
Steve Olsen	Nashville	3.52

Wins

Sean Johnston	Prince William	15
Scott Ruffcorn	Nashville	15
Jason Pierson	Prince William	14
Steve Schrenk	Nashville	14
Tom Fordham	South Bend	14

Saves

Archie Vazquez	Hickory	28
Dane Johnson	Nashville	24
Chris Woodfin	Birmingham	20
Isidro Marquez	Nashville	11
Hank Tagle	South Bend	9

Strikeouts

Mike Sirotko	South Bend	173
Tom Fordham	South Bend	169
James Baldwin	Nashville	156
Richard Pratt	Hickory	153
Mike Bertotti	Birmingham	147

WHITE SOX NO. 1 DRAFT SELECTIONS

Year	Player	Pos.	High School/College
1965	Ken Piesha	C	Notre Dame
1966	Carlos May	OF	Parker (Ala.) H.S.
1967	Dan Haynes	3B	Headland (Ga.) H.S.
1968	Rich McKinney	SS	Ohio University
1969	Ted Nicholson	3B	Oak Park (Miss.) H.S.
1970	Lee Richard	SS	Southern
1971	Danny Goodwin	C	Peoria Central (Ill.) H.S.
1972	Mike Ondina	OF	Rancho Cordova (Calif.) H.S.
1973	Steve Swisher	C	Ohio University
1974	Larry Monroe	P	Forest View (Ill.) H.S.
1975	Chris Knapp	P	Central Michigan
1976	Steve Trout	P	Thornwood (Ill.) H.S.
1977	Harold Baines	OF	St. Michaels (Md.) H.S.
1978	Rights Traded to Yankees		
1979	Steve Buechele	SS	Servite (Calif.) H.S.
1980	Cecil Espy	OF	Point Luma (Calif.) H.S.
1981	Daryl Boston	OF	Woodward (Ohio) H.S.
1982	Ron Karkovice	C	Boone H.S., Orlando, Fla.
1983	Joel Davis	P	Sandalwood (Fla.) H.S.
1983	Russ Morman	1B	Wichita State
1984	Tony Menendez	P	American (Fla.) H.S.
1984	Tom Hartley	OF	Hudson Bay (Wash.) H.S.
1985	Kurt Brown	C	Glendora (Calif.) H.S.
1986	Grady Hall	P	Northwestern
1987	Jack McDowell	P	Stanford
1988	Robin Ventura	3B	Oklahoma State
1989	Frank Thomas	1B	Auburn
1990	Alex Fernandez	P	Miami-Dade South J.C.
1991	Scott Ruffcorn	P	Baylor
1992	Eddie Pearson	1B	Bishop State C.C.
1993	Scott Christman	P	Oregon State
1994	Mark Johnson	C	Warner Robins (Ga.) H.S.

Bold indicates players who have played in the major leagues



MINOR LEAGUE STAFF

BALLOU, BILL *Hickory Pitching Coach*

Former Pitcher

Height: 6-1

Weight: 190

Bats: Right

Throws: Right

Born: January 26, 1940, Oceanside, N.Y.

Resides: Northport, N.Y.

Pro Career: Begins his first season as pitching coach at Class A Hickory after serving as pitching coach at Rookie Sarasota the past two years ... has also served at Rookie Sarasota in 1987 and Class A Utica (1988-92) ... began playing career in New York Yankees organization in 1957 ... played two years in the Yankees' system and later played in Cubs' organization from 1961 through 1964 ... scouted with Cubs from 1979 through 1982 before becoming a coach in their minor-league system at Geneva in 1983.

Personal Background: Married Lorraine ... has one child: Heather ... graduated from Baldwin (N.Y.) High School in 1957 and attended Ithaca (N.Y.) College.

Managerial/Coaching Career:

1979-82 Scout, Chicago Cubs

1983-85 Minor League Pitching Coach, Chicago Cubs

1987 Pitching Coach, Sarasota, Gulf Coast League (White Sox)

1988-92 Pitching Coach, Utica, New York-Penn League (White Sox)

1993-94 Pitching Coach, Sarasota, Gulf Coast League (White Sox)



BARNETT, MIKE *Birmingham Hitting Coach*

Former Catcher

Height: 5-10

Weight: 175

Bats: Right

Throws: Right

Born: February 1, 1959, Columbus, Ohio

Resides: Knoxville, Tenn.

Pro Career: Begins his third season as hitting coach at Class AA Birmingham ... served as assistant administrator of baseball operations and video director for the New York Yankees from 1982 through 1987 ... was assistant coach and hitting instructor at the University of Tennessee ... became the interim head coach at the University of Tennessee in the fall of 1989 following the resignation of Mark Conner.

Personal Background: Married Suzanne ... has two children: Halley and Anthony ... graduate of Ohio University with a bachelor's degree in sports administration.

Managerial/Coaching Career:

1990-92 Hitting Instructor, Sarasota, Florida State League (White Sox)

1993-94 Hitting Coach, Birmingham, Southern League (White Sox)



CHAMPION, KIRK *Birmingham Pitching Coach*

Height: 5-8

Weight: 175

Bats: Right

Throws: Right

Born: September 4, 1957, Granite City, Ill.

Resides: Fairview Heights, Ill.

Pro Career: Returns for his third season as pitching coach at Class AA Birmingham of the Southern League ... Barons led the Southern League with a 3.36 ERA and 1,022 strikeouts as they won the league title in 1993 ... completed three consecutive years as pitching coach at Class A South Bend and one year as pitching coach at Class A Sarasota (FSL) ... South Bend pitching staff ranked second in the Midwest League in ERA (3.17) and strikeouts (1,061) in 1991 ... was pitching coach in Venezuelan Winter League in 1990, 1992-93 ... served as assistant coach at Southern Illinois University at Carbondale (1986-88) and Southwest Missouri State University (1979-81) ... spent four seasons as head coach at Rend Lake (Ill.) Junior College (1982-85).

Personal Background: Married Jodi ... has one child: Atlee (12/26/94) ... graduate of Southwest Missouri State University with a bachelor's degree in elementary education.

Managerial/Coaching Career:

1989-91 Pitching Coach, South Bend, Midwest League (White Sox)

1992 Pitching Coach, Sarasota, Florida State League (White Sox)

1993-94 Pitching Coach, Birmingham, Southern League (White Sox)



COOPER, DON

Nashville Pitching Coach

Former Pitcher

Height: 6-1

Weight: 178

Bats: Right

Throws: Right

Born: January 15, 1956, New York, N.Y.

Resides: Sarasota, Fla.

Pro Career: Becomes pitching coach at Class AAA Nashville in 1995 after working as the organization's pitching coordinator the past two seasons ... this is his eighth season in the Sox organization ... spent one year as pitching coach at Class AA Birmingham and three years at Class A Sarasota ... joined the organization as pitching coach at Class A South Bend in 1988 ... has managed and been the pitching coach for the Caribes de Oriente in the Venezuela Winter League from 1991-94 ... pitched for Minnesota (1981-82), Toronto (1983) and the New York Yankees (1985) over four major-league seasons ... was 1-6 lifetime with a 5.25 ERA in 44 games ... made major-league debut with Twins in 1981 and picked up first big-league victory vs. the Yankees ... named International League's All-Star relief pitcher at Syracuse in 1983.

Personal Background: Married Denise ... has one child: Jaime ... attended New York Institute of Technology in Old Westbury, N.Y., where he was named East Coast Athletic Conference Player of the Year in 1978.

Managerial/Coaching Career:

1988 Pitching Coach, South Bend, Midwest League (White Sox)

1989-91 Pitching Coach, Sarasota, Florida State League (White Sox)

1992 Pitching Coach, Birmingham, Southern League (White Sox)

1993-94 Pitching Coordinator, Minor Leagues, Chicago White Sox



DIEMIDIO, CHET

Sarasota (GCL) Coach

Former Outfielder

Height: 6-2

Weight: 175

Bats: Right

Throws: Right

Born: September 13, 1930, Atlantic City, N.J.

Resides: Philadelphia, Pa.

Pro Career: Joined the White Sox organization as a coach at Tampa in 1988 and begins his fifth season as a coach at Rookie Sarasota ... served as coach at White Sox's extended spring training in 1990 ... coached at the high school and college level from 1976-85 ... played in the St. Louis Cardinals' organization from 1949-53 and in the Philadelphia Phillies' organization in 1954.

Personal Background: Graduated from Miami (Fla.) High School.

Managerial/Coaching Career:

1988 Coach, Tampa, Florida State League (White Sox)

1990-94 Coach, Sarasota, Gulf Coast League (White Sox)



FRANCONA, TERRY

Birmingham Manager

Former Infielder

Height: 6-1

Weight: 175

Bats: Left

Throws: Left

Born: April 22, 1959, Aberdeen, S.D.

Resides: Tucson, Ariz.

Pro Career: Begins his third year as manager at Class AA Birmingham ... was voted the Top Managerial Prospect among minor-league managers by *Baseball America* in 1994 ... was named Southern League and *Baseball America's* Minor League Manager of the Year as he led the Barons to a 78-64 record (ninth-best in the minors) and the Southern League title in 1993 ... managed Class A South Bend in 1992 ... managed Scottsdale of the Arizona Fall League in 1994 ... played 10 seasons in the major leagues, including five seasons with the Montreal Expos, one each with the Chicago Cubs and Cincinnati Reds, one with the Cleveland Indians and two with the Milwaukee Brewers ... posted a .274 career batting average ... cracked first major-league home run off Bruce Sutter on 9/16/81 at Olympic Stadium ... Expos' first-round choice in the June 1980 free agent draft.

Personal Background: Married Jacqueline ... has four children: Nick, Alyssa, Leah and Jamie ... played collegiate baseball at the University of Arizona ... earned the Golden Spikes Award as the outstanding amateur baseball player in the United States in 1980 ... led Arizona to the 1980 College World Series Championship ... batted .458 and was named tournament's Most Valuable Player ... selected College Player of the Year by *The Sporting News* ... batted .769 as a junior at New Brighton (Pa.) High School in 1976 ... his father, John (Tito), played 15 years in the major leagues as a first baseman/outfielder.



Managerial/Coaching Career:

1992 Manager, South Bend, Midwest League (White Sox)
 1993-94 Manager, Birmingham, Southern League (White Sox)

Record as Manager

YEAR	CLUB	LG	W	L	PCT	FINISH
1992	South Bend	MWL	73	64	.533	3rd in Div.; 2nd in Div.
1993	Birmingham	SL	78	64	.549	2nd in Div.; 1st in Div.
1994	Birmingham	SL	65	74	.468	4th in Div.; 5th in Div.

Postseason Play

YEAR	CLUB	LG	W	L	PCT	FINISH
1993	Birmingham	SL	6	1	.857	Defeated Nashville 3-0 in 1st round; defeated Knoxville 3-1 for championship

FRANKLIN, TONY*Infield Coordinator, Minor Leagues***Former Infielder**

Height: 5-10 Weight: 165

Bats: Switch Throws: Right

Born: June 9, 1950, Portland, Maine

Resides: Los Angeles, Calif.

Pro Career: Begins his second season as minor league infield coordinator ... led Class A South Bend to the Midwest League title in 1993 with a 77-59 mark ... managed at Class A Sarasota of the Florida State League from 1989-90 and Class AA Birmingham from 1991-92 ... managed in the Chicago Cubs' farm system from 1982-1988, including four seasons at Geneva of the New York-Penn League ... served as a coach and scout in the Baltimore organization from 1979-1981.

Personal Background: Married Haiba Payton ... has three children; Derrick (3/14/68), Wayne (11/24/69) and Shelby (11/23/75).

**Managerial/Coaching Career:**

1978 Player/Coach, West Palm Beach, Florida State League (Expos)
 1979 Coach, Rochester, International League (Orioles)
 1980-81 Scout, Coach, Baltimore Orioles minor league system
 1982-85 Manager, Geneva, New York-Penn League (Cubs)
 1986 Manager, Wytheville, Appalachian League (Cubs)
 1988 Instructor, Minor Leagues, Chicago Cubs
 1989-90 Manager, Sarasota, Florida State League (White Sox)
 1991-92 Manager, Birmingham, Southern League (White Sox)
 1993 Manager, South Bend, Midwest League (White Sox)
 1994 Infield Coordinator, Minor Leagues, Chicago White Sox

Record as Manager

YEAR	CLUB	LG	W	L	PCT	FINISH
1982	Geneva	NYP	36	49	.424	3rd in Div.
1983	Geneva	NYP	33	40	.452	4th in Div.
1984	Geneva	NYP	38	36	.514	4th in Div.
1985	Geneva	NYP	45	39	.577	2nd in Div.
1986	Wytheville	APP	22	46	.324	4th in Div.
1989	Sarasota	FSL	79	57	.581	2nd in Div.; 1st in Div.
1990	Sarasota	FSL	63	75	.457	4th in Div.; 2nd in Div.
1991	Birmingham	SL	77	66	.538	1st in Div.; 5th in Div.
1992	Birmingham	SL	68	74	.478	4th in Div.; 2nd in Div.
1993	South Bend	MWL	77	59	.566	4th in Div.; 1st in Div.

Postseason Play

YEAR	CLUB	LG	W	L	PCT	RESULTS
1989	Sarasota	FSL	1	2	.333	Lost to Charlotte 2-1 in first round
1991	Birmingham	SL	4	4	.500	Def. Knoxville 3-1; lost to Orlando 3-1
1993	South Bend	MWL	5	1	.833	Def. Rockford 3-0; Def. Clinton 3-1 for championship

GAMBETTA, VERN*Director of Conditioning, Minor Leagues*

Height: 6-1 Weight: 180

Bats: Right Throws: Right

Born: January 16, 1947, Santa Barbara, Calif.

Resides: Sarasota, Fla.

Pro Career: Entering his eighth season as White Sox's director of conditioning for the minor leagues ... was especially instrumental in the rehabilitation process of pitcher Scott Radinsky in 1989 ... coached at the high school and collegiate levels for 19 years.

Personal Background: Married Melissa ... has two children: Curt (2/12/80) and Kristen (1/26/83) ... earned a bachelor's degree from Fresno State College in 1968 and a master's degree from Stanford University in 1974.

Managerial/Coaching Career:

1988-94 Director of Conditioning, Chicago White Sox Minor Leagues



GARCIA, JAIME

Prince William Pitching Coach

Height: 5-11 Weight: 170
 Weight: 170 Throws: Left
 Born: November 30, 1950, Santiago, Cuba
 Resides: Sarasota, Fla.

Pro Career: Starts his first season as pitching coach at Class A Prince William of the Carolina League after serving at Class A South Bend from 1992-94 ... spent four years as pitching coach at Rookie Sarasota of the Gulf Coast League ... named interim manager of the Sarasota club on 6/19/91 when Rick Renick was promoted to manager of Class AAA Vancouver.

Personal Background: Married Julianne ... has one child: Jacquelyn Marie (2/28/93) ... received a bachelor's degree from Lewis University and a master's degree from Indiana State University.

Managerial/Coaching Career:

1985-87 Overseas Clinician, United States Baseball Federation
 1988-91 Pitching Coach, Sarasota, Gulf Coast League (White Sox)
 1991 Manager, Sarasota, Gulf Coast League (White Sox)
 1992-94 Pitching Coach, South Bend, Midwest League (White Sox)

Record as a Manager

YEAR	CLUB	LG	W	L	PCT	FINISH
1991	Sarasota	GCL	29	28	.509	2nd



GELLINGER, MIKE

Sarasota (GCL) Manager

Former Infielder
 Height: 5-10 Weight: 160
 Bats: Switch Throws: Right
 Born: July 23, 1964, Arlington Heights, Ill.
 Resides: DeLand, Fla.

Pro Career: Begins his first season as manager at Rookie Sarasota of the Gulf Coast League ... managed Class A South Bend to a 72-67 record in 1994 ... was minor league defensive coordinator in 1992-93 after managing from 1989-91 ... managed second half of 1989 season at Class A Utica before being named to Rookie Sarasota in 1990 ... began his coaching career with the White Sox at Class A Tampa in 1988.

Personal Background: Married Andrea ... has two children: Tyler (9/19/92) and Tripp (10/1/93) ... attended Southern Illinois University in Carbondale, Ill., where he lettered in baseball ... played in National Sports Festival Gold Medal Game.

Managerial/Coaching Career:

1988 Coach, Tampa, Florida State League (White Sox)
 1989 Coach, Extended Spring Training (White Sox)
 Manager, Utica, New York-Penn League (July 4-end of season, White Sox)
 1990 Manager, Sarasota, Gulf Coast League (White Sox)
 1991 Manager, Utica, New York-Penn League (White Sox)
 1992-93 Defensive Coordinator, Minor Leagues, Chicago White Sox
 1994 Manager, South Bend, Midwest League

Record as Manager

YEAR	CLUB	LG	W	L	PCT	FINISH
1989	Utica	NYP	31	29	.517	6th
1990	Sarasota	GCL	21	42	.333	8th
1991	Utica	NYP	39	37	.513	4th
1994	South Bend	MWL	72	67	.518	3rd in Div.; 5th in Div.



HAIRSTON, SAM

Birmingham Coach

Former Catcher

Height: 5-10

Weight: 198

Bats: Right

Throws: Right

Born: January 20, 1925, Crawford, Miss.

Resides: Birmingham, Ala.

Pro Career: Opens his 51st season in professional baseball and his 10th consecutive as a coach at Class AA Birmingham ... has served as either a scout or coach in the White Sox organization for the past 34 years ... as a minor-league player, named to league All-Star teams in 1952, 1953, 1955 and 1959 ... won the Negro American League Triple Crown in 1950 at Indianapolis, batting .424 with 17 homers and 71 RBI ... topped the Western League with a .350 batting average at Colorado Springs in 1955 ... his jersey was retired by Colorado Springs in 1993 ... made only major-league appearances in 1951 with the White Sox, going 2-5 in four games.

Personal Background: Married Dora ... has 10 grandchildren ... father of former White Sox outfielder Jerry Hairston, major-leaguer John and former minor-leaguer Sam Jr.

Scouting/Coaching Career:

1961-65 Scout, Chicago White Sox

1966-77 Scout/Coach, Sarasota, Gulf Coast League (White Sox)

1978 Coach, Chicago White Sox

1979-85 Minor League Instructor, Chicago White Sox

1986-94 Coach, Birmingham, Southern League (White Sox)



HALEY, MARK

South Bend Hitting Coach

Height: 6-2

Weight: 220

Bats: Right

Throws: Right

Born: June 26, 1959, Torrence, Calif.

Resides: Lompoc, Calif.

Pro Career: Begins his fifth season as a hitting coach in the White Sox organization by moving to Class A South Bend of the Midwest League in 1995 ... was hitting coach for Class A South Bend from 1991-92, Rookie Sarasota in 1993 and Class A Hickory in 1994.

Personal Background: Married Anne ... graduated from the University of Nebraska with a degree in exercise science ... coached college baseball at Nebraska and the University of Tennessee ... named interim head coach at Tennessee in 1987 ... played on the Cornhuskers' 1980 Big Eight Championship baseball team ... drafted by the Pittsburgh Pirates in 1977 but elected to remain in school.

Managerial/Coaching Career:

1991-92 Hitting Coach, South Bend, Midwest League (White Sox)

1993 Hitting Coach, Sarasota, Gulf Coast League (White Sox)

1994 Hitting Coach, Hickory, South Atlantic League (White Sox)



HASLER, CURT

South Bend Pitching Coach

Former Pitcher

Height: 6-7

Weight: 220

Bats: Right

Throws: Right

Born: December 29, 1964, Honolulu, Hawaii

Resides: Roanoke, Ill.

Pro Career: Begins his first season as pitching coach at Class A South Bend of the Midwest League after serving two seasons at Class A Hickory ... was pitching coach at Rookie Sarasota in 1991 and 1992 ... pitched in the White Sox organization from 1987 through 1991 ... posted a 34-30 career ledger ... placed second in the Florida State League at Class A Sarasota with 14 wins and three shutouts in 1989.

Personal Background: Married Mary ... has one child: Andrew (8/14/93) ... was an All-State basketball and baseball player at Roanoke-Benson (Ill.) High School ... played baseball at Bradley University in Peoria, Ill. ... selected by White Sox in 21st round of the June 1987 free agent draft.

Managerial/Coaching Career:

1991-92 Pitching Coach, Sarasota, Gulf Coast League (White Sox)

1993-94 Pitching Coach, Hickory, South Atlantic League (White Sox)



HUPPERT, DAVE

Prince William Manager

Former Catcher

Height: 6-1 Weight: 190
 Bats: Right Throws: Right
 Born: April 17, 1957, Southgate, Calif.
 Resides: Zephyr Hills, Fla.

Pro Career: Begins his third season as a manager in the White Sox organization and second at Class A Prince William ... spent six years managing in the Brewers' organization before serving as bullpen catcher for the Sox in 1992 ... has never had a losing record as a manager and he owns a .593 (573-394) career winning percentage ... named California League Manager of the Year in 1988 after Stockton earned a berth in the league championship series ... signed as a free agent by Baltimore in 1977 ... batted .048 (1-21) in 17 major-league games with Baltimore in 1983 and Milwaukee in 1985 ... played two games for the Orioles in 1983 ... signed by Milwaukee in 1984 and played for El Paso, Vancouver and Milwaukee in 1985 ... over nine seasons, batted .216 (437-2,027) with 27 home runs and 180 RBI.

Personal Background: Married Linda ... has one child: Megan (7/23/94) ... graduated from Kennedy High School in LaPalma, Calif. and attended Golden West Junior College in Huntington Beach, Calif.

Managerial/Coaching Career:

1986-87 Manager, Helena, Pioneer League (Brewers)
 1988-89 Manager, Stockton, California League (Brewers)
 1990-91 Manager, El Paso, Texas League (Brewers)
 1992 Bullpen Catcher, Chicago White Sox
 1993 Manager, Sarasota, Florida State League (White Sox)
 1994 Manager, Prince William, Carolina League (White Sox)

Record as Manager

YEAR	CLUB	LG	W	L	PCT	FINISH
1986	Helena	PL	38	32	.543	3rd
1987	Helena	PL	46	24	.618	1st
1988	Stockton	CAL	94	49	.657	1st in Div.; *2nd in Div.
1989	Stockton	CAL	89	54	.627	2nd in Div.; 1st in Div.
1990	El Paso	TEX	77	58	.570	1st in Div.; 2nd in Div.
1991	El Paso	TEX	81	55	.596	1st in Div.; 2nd in Div.
1993	Sarasota	FSL	77	57	.575	3rd in Div.; 2nd in Div.
1994	Prince William	CL	71	65	.522	2nd in Div.; 3rd in Div.

*San Jose defeated Stockton in a one-game playoff for the second-half title.

Postseason Play

YEAR	CLUB	LG	W	L	PCT	RESULTS
1987	Helena	PL	1	3	.250	Lost to Salt Lake City for league title
1988	Stockton	CAL	2	3	.400	Lost to San Jose in semifinals
1989	Stockton	CAL	3	5	.375	Def. San Jose 3-2 in semifinals; Lost to Bakersfield 3-0 for league title
1990	El Paso	TEX	1	2	.333	Lost to San Antonio in semifinals
1991	El Paso	TEX	4	5	.444	Def. Midland 2-1 in semifinals; lost to Shreveport 4-2 for league title

JOSHUA, VON

Sarasota (GCL) Hitting Coach

Former Outfielder

Height: 5-10 Weight: 170
 Bats: Left Throws: Left
 Born: May 1, 1948, Oakland, Calif.
 Resides: Uptown, Calif.

Pro Career: Enters his third year as a hitting coach in the White Sox organization ... starts his first season at Rookie Sarasota after serving as hitting coach at Class A South Bend in 1993 and Prince William in 1994 ... was a batting instructor in the Los Angeles Dodgers' organization from 1984-92 ... made major-league debut with the Dodgers as a player in 1969 ... led National League outfielders in fielding percentage (.993) in 1975 while with San Francisco ... was a career .273 hitter (610-2,234) over 10 major-league seasons.

Personal Background: Married Ionna ... attended Laney Junior College in his native Oakland and California State University at Hayward ... selected to the All-Coast Conference team in 1967 ... attended high school with Hall of Fame second baseman Joe Morgan.

Managerial/Coaching Career:

1984-87 Hitting Coach, San Antonio, Texas League (Dodgers)
 1988-92 Hitting Coach, Albuquerque, Pacific Coast League (Dodgers)
 1993 Hitting Coach, South Bend, Midwest League (White Sox)
 1994 Hitting Coach, Prince William, Carolina League (White Sox)



KELLER, DAVE

Hickory Pitching Coach

Former Infielder/Outfielder

Height: 6-3 Weight: 190

Bats: Switch Throws: Left

Born: March 31, 1961, Fontana, Calif.

Resides: Tampa, Fla.

Pro Career: Begins his first season in the White Sox organization as pitching coach at Class A Hickory of the South Atlantic League ... served in the Cleveland Indians organization as manager at Class A Kinston of the Carolina League from 1992-94 ... was named CL Manager of the Year in 1993 after guiding Kinston to the playoffs ... has also managed at Class A Burlington of the Appalachian League (1990-91) and Class A Billings of the Pioneer League (1987-89) ... led Burlington to the 1991 playoffs and Billings to a 44-25 record in 1987, his first season as a minor-league manager ... has a 376-377 record (.499) in eight seasons as a manager ... played three seasons in the Cincinnati Reds organization before beginning his coaching career in 1985 at Class A Tampa of the Florida State League.

Personal Background: Married Cynde ... has one child: Madison Taylor (1/21/95) ... graduated from the University of Northern Colorado in 1982 ... also attended West Texas State University.

Managerial/Coaching Career:

1985-86 Coach, Tampa, Florida State League (Reds)
 1987-89 Manager, Billings, Rookie League (Reds)
 1990-91 Manager, Burlington, Appalachian League (Indians)
 1992-94 Manager, Kinston, Carolina League (Indians)

Record as Manager

YEAR	CLUB	LG	W	L	PCT	FINISH
1987	Billings	PIO	44	25	.638	2nd in Div.
1988	Billings	PIO	35	34	.507	3rd in Div.
1989	Billings	PIO	26	41	.388	3rd in Div.
1990	Burlington	APP	35	37	.486	6th in Div.
1991	Burlington	APP	40	27	.597	1st in Div.
1992	Kinston	CL	65	71	.478	3rd in Div.; 4th in Div.
1993	Kinston	CL	71	67	.514	1st in Div.; 3rd in Div.
1994	Kinston	CL	60	78	.406	2nd in Div.; 4th in Div.

Postseason Play

YEAR	CLUB	LG	W	L	PCT	RESULTS
1991	Burlington	APP	0	2	.000	Lost to Pulaski 2-0 for league title
1993	Kinston	CL	1	2	.333	Lost to Winston-Salem 2-1 in 1st round

KENDALL, FRED

South Bend Manager

Former Catcher

Height: 6-1 Weight: 190

Bats: Right Throws: Right

Born: January 31, 1949, Torrance, Calif.

Resides: Torrance, Calif.

Pro Career: Begins his fourth season in the White Sox organization as manager at Class A South Bend of the Midwest League ... went 86-54 as manager at Class A Hickory in 1994, his second season with the Crawdads ... Hickory went 46-17 after 7/1 in posting the best mark in the organization ... the 12-year major-league catcher played 10 of his seasons with the San Diego Padres ... named the Most Valuable Padre by the San Diego Baseball Writers Association for 1973 after batting .282 with 10 home runs and 59 RBI ... led the major leagues with 146 games caught in 1976 and was second in fielding percentage (.994) behind Johnny Bench (.997) ... caught Randy Jones primarily in 1975 and 1976 when the left-hander won 42 games ... was a career .234 hitter with 31 home runs in 877 games.

Personal Background: Married Patricia ... has three children: Michael (2/4/72), Jason (6/26/74) and Kathy (11/3/78) ... Jason is a catcher in the Pirates' system ... graduate of Torrance (Calif.) High School ... was a high school teammate of Bart Johnson, former Sox pitcher and current special assistant to Ron Schuefer.

Managerial/Coaching Career:

1992 Manager, Utica, New York-Penn League (White Sox)
 1993-94 Manager, Hickory, South Atlantic League (White Sox)

Record as Manager

YEAR	CLUB	LG	W	L	PCT	FINISH
1992	Utica	NYP	42	32	.568	1st in Div.
1993	Hickory	SAL	52	88	.371	7th in Div.; 6th in Div.
1994	Hickory	SAL	86	54	.614	3rd in Div.; 1st in Div.

Postseason Play

YEAR	CLUB	LG	W	L	PCT	RESULTS
1992	Utica	NYP	0	1	.000	Lost to Geneva 1-0 in the first round
1994	Hickory	SAL	0	2	.000	Lost to Hagerstown 2-0 in 1st round



LA FRANCOIS, ROGER

Nashville Hitting Coach

Former Catcher

Height: 6-2 Weight: 200
 Bats: Left Throws: Right
 Born: August 2, 1956, Norwich, Conn.
 Resides: Jewett City, Conn.

Pro Career: Returns for his fifth season as hitting coach at Class AAA Nashville ... joined White Sox organization as a coach at Class A South Bend in 1989 ... awarded Manager of the Year honors in his first year at Class A Jamestown of New York-Penn League ... coached in Harwich, Mass. of Cape Cod League ... was selected by Boston in the eighth round of the June 1977 free agent draft ... played eight years in the minors and appeared in eight games with the Red Sox in 1982, batting .400 (4-10).

Personal Background: Attended the University of Oklahoma for three years, appearing in the College World Series in 1975 and 1976 ... graduated from the University of Connecticut in 1983 with a bachelor's degree in education ... serves as an East Coast Athletic Conference college basketball official in the off-season.

Managerial/Coaching Career:

1987 Player/Coach, Durham, Carolina League (Braves)
 1988 Manager, Jamestown, New York-Penn League (Expos)
 1989 Hitting Coach, South Bend, Midwest League (White Sox)
 1990-92 Hitting Coach, Vancouver, Pacific Coast League (White Sox)
 1993-94 Hitting Coach, Nashville, American Association (White Sox)

Record as Manager

YEAR	CLUB	LG	W	L	PCT	FINISH
1988	Jamestown	NYP	47	29	.618	1st in Div.

Postseason Play

YEAR	CLUB	LG	W	L	PCT	RESULTS
1988	Jamestown	NYP	0	2	.000	Lost to Oneonta 2-0 for league title



LITTLE, BRYAN

Roving Instructor, Minor Leagues

Former Infielder

Height: 5-10 Weight: 160
 Bats: Switch Throws: Right
 Born: December 8, 1959, Houston, Texas
 Resides: Bryan, Texas

Pro Career: Starts his third season as roving minor league instructor in the Sox organization ... selected by the Montreal Expos in the ninth round of the June 1980 free agent draft ... made major-league debut in 1982 after beginning the season at Class AAA Wichita ... played for the Expos in 1983 and the first part of 1984 before finishing the season at Class AAA Indianapolis ... traded to the White Sox with Bob James on 12/7/84 for pitcher Bert Roberge and infielder Vance Law ... played with the White Sox until 7/2/86, when his contract was sold to the Yankees ... signed as a free agent with Pirates in 1988 ... batted .245 with three home runs in 327 career games from 1982-86.

Personal background: Married Yvonne ... has two children: Matthew (10/17/90) and Brittany Delores (2/27/95) ... attended Texas A&M University ... in 1983 was voted the major leagues' outstanding bunter in a *New York Times* player poll and a balloting of all major-league managers by the *Toronto Star* ... substitute teacher for Bryan (Texas) High School in the off-season.

Managerial/Coaching Career:

1989 Hitting Coach, Wichita Wranglers, Midwest League (Padres)
 1990-91 Manager, Waterloo Diamonds, Midwest League (Padres)
 1992 Manager, High Desert Mavericks, California League (Padres)
 1993-94 Roving Instructor, Minor Leagues, Chicago White Sox

Record as Manager

YEAR	CLUB	LG	W	L	PCT	FINISH
1990	Waterloo	MWL	60	76	.441	7th in Div.; 5th in Div.
1991	Waterloo	MWL	75	63	.543	5th in Div.; 2nd in Div.
1992	High Desert	CAL	71	65	.522	4th in Div.; 2nd in Div.



LUM, MIKE

Hitting Coordinator, Minor Leagues

Former Outfielder

Height: 6-0

Weight: 190

Bats: Left

Throws: Left

Born: October 27, 1945, Honolulu, Hawaii

Resides: Atlanta, Ga.

Pro Career: Returns for his sixth season as minor-league hitting coordinator ... began coaching career with the White Sox in 1983 as minor-league hitting instructor ... was the major-league hitting instructor for the White Sox in 1985 and for Kansas City from 1987-

89 ... playing career with Atlanta and Cincinnati spanned 15 seasons ... was a lifetime .247 hitter with 90 home runs and 431 RBI in 1,517 career games ... is one of only two players to ever pinch hit for Hank Aaron (Marty Perez is the other).

Personal background: Married Ramona ... has one child: Ginger (3/7/89) ... attended Brigham Young University in Provo, Utah.

Managerial/Coaching Career:

1984 Hitting Instructor, Minor Leagues, Chicago White Sox

1985 Hitting Coach, Minor Leagues, Chicago White Sox

1986 Roving Hitting Instructor, Minor Leagues, San Francisco Giants

1987 Roving Hitting Instructor, Minor Leagues, Kansas City Royals

1988-89 Hitting Coach, Kansas City Royals

1990-92 Hitting Instructor, Minor Leagues, Chicago White Sox

1993-94 Hitting Coordinator, Minor Leagues, Chicago White Sox



REINEBOLD, JIM

South Bend Coach

Former Outfielder/Infielder

Height: 5-8

Weight: 170

Bats: Right

Throws: Right

Born: January 3, 1930, South Bend, Ind.

Resides: South Bend, Ind.

Pro Career: Begins his eighth season in the White Sox organization as a coach at Class A South Bend ... coached the Cubs' rookie club at Sarasota in 1982 ... was field manager for the Coos Bay-North Bend (Oakland A's) in 1971 ... scouted for the Pittsburgh Pirates in Northern Indiana area from 1961-63.

Personal Background: Married Evelyn ... has five children ... received bachelor's degree in education from Mississippi College in 1952 and a master's degree from Notre Dame in 1961 ... selected to the Indiana Baseball Hall of Fame in 1979 ... served as a high school baseball coach for 32 years.

Managerial/Coaching Career:

1971 Field Manager, Coos Bay-North Bend, Northwest League (Athletics)

1982 Coach, Sarasota, Gulf Coast League (Cubs)

1988-94 Coach, South Bend, Midwest League (White Sox)



RENICK, RICK

Nashville Manager

Former Infielder/Outfielder

Height: 6-1

Weight: 218

Bats: Right

Throws: Right

Born: March 16, 1944, London, Ohio

Resides: Sarasota, Fla.

Pro career: Led Class AAA Nashville to the American Association playoffs for the second straight season in 1994 ... clubs have posted a 245-184 (.571) mark in his last three seasons ... was named American Association's Manager of the Year by *Baseball America* in 1993 as he led Class AAA Nashville to a division title ...

Sounds lost in extra innings of Game 7 of the championship series ... begins his fourth full season as manager at Class AAA in 1995 ... became Vancouver's manager on 7/19/91 after beginning the season as manager at Rookie Sarasota of the Gulf Coast League ... owns 16 years of professional coaching experience, including six years at the major-league level ... served as third base coach for the Montreal Expos (1985-86) and the Minnesota Twins (1987-90) ... coached third base for the 1987 World Champion Minnesota Twins and was a coach for the American League in the 1988 All-Star Game ... named the Southern League's Co-Manager of the Year in 1984 ... batted .221 with 20 homers and 71 RBI in 276 career games in the major leagues from 1968-72 ... hit home run in first major-league at-bat.

Personal Background: Married Elizabeth ... has three children: Warren (2/9/71), Shan (12/7/72) and Joshua (12/28/74) ... attended Ohio State University on a baseball/basketball scholarship.



Managerial/Coaching Career:

1978-81	Minor League Hitting Instructor, Kansas City Royals
1982-83	Coach, Memphis, Southern League (Royals)
1984	Coach, Jacksonville, Southern League (Montreal Expos)
1985-86	Third Base Coach, Montreal Expos
1987-90	Third Base/Hitting Coach, Minnesota Twins
1991-92	Manager, Sarasota, Gulf Coast League (White Sox)
1992	Manager, Vancouver, Pacific Coast League (White Sox)
1993-94	Manager, Nashville, American Association (White Sox)

Record as Manager

YEAR	CLUB	LG	W	L	PCT	FINISH
1991	Sarasota	GCL	1	1	.500	2nd
	Vancouver	PCL	22	43	.338	5th
1992	Vancouver	PCL	81	61	.570	1st in Div.; 2nd in Div.
1993	Nashville	AA	81	62	.566	1st in Div.
1994	Nashville	AA	83	61	.576	2nd in Div.

Postseason Play

YEAR	CLUB	LG	W	L	PCT	RESULTS
1992	Vancouver	PCL	3	5	.375	Defeated Portland 3-2 in five game playoffs before losing championship series 3-0 to Colorado Springs
1993	Nashville	AA	3	4	.429	Lost to Iowa 4-3 in championship series
1994	Nashville	AA	3	3	.500	Defeated New Orleans 2-0 before losing to Indianapolis 3-1 in championship series

ROBINSON, DEWEY*Pitching Coordinator,
Minor Leagues***Former Pitcher****Height:** 6-0**Weight:** 180**Bats:** Right**Throws:** Right**Born:** April 28, 1955, Evanston, Ill.**Resides:** Sarasota, Fla.

Pro Career: Was named the organization's minor league pitching coordinator for the second time on 9/24/94 ... served as bullpen coach at the major-league level from 1993-6/21/94 ... first stint as minor league pitching coordinator for the Sox was from 1989-92 ...

was pitching coach at Class A Peninsula of the Carolina League in 1987 and coached at Class A Tampa in 1988 before become minor league pitching coordinator ... coached collegiately at Northwestern (1982-83) and Missouri (1984-86) after finishing his professional career in 1982 ... was a 19th-round selection by the Sox in June 1977 ... compiled a 2-2 record with a 4.08 ERA (24 ER/53.0 IP) in 30 career games with Chicago (1979-81) ... was 30-28 with 58 saves and a lifetime 3.22 ERA in the minor leagues ... won the "Allie Reynolds Award" as the American Association's outstanding pitcher in 1979.

Personal Background: Married Cindy Kurth ... has two children: Brett (1/23/85) and Gregory (3/11/88) ... graduated from Southern Illinois where he was 20-6 and ranks among SIU's all-time Top 10 in wins, winning percentage (.769) and games (56) ... was team Most Valuable Player in 1977 and was named to the Missouri Valley's All-Conference Team ... the Chicago native attended Sullivan High School.

Managerial/Coaching Career:

1987	Pitching Coach, Peninsula, Carolina League (White Sox)
1988	Pitching Coach, Tampa, Florida State League (White Sox)
1989-92	Pitching Coordinator, Minor Leagues, Chicago White Sox
1993-94	Bullpen Coach, Chicago White Sox
1994	Pitching Coordinator, Minor Leagues, Chicago White Sox



ROJAS, MIKE

Hickory Manager

Former Catcher

Height: 6-2

Weight: 190

Bats: Right

Throws: Right

Born: April 17, 1963, Miami, Fla.

Resides: Miami, Fla.

Pro Career: Begins his first season at Class A Hickory after spending three seasons as manager at Rookie Sarasota of the Gulf Coast League ... signed as a free agent by the Oakland Athletics in 1983 and caught in the A's system at Idaho Falls and Modesto for two seasons ... spent two years with Brantford of the Toronto Blue Jays' organization before retiring as a player after the 1986 season.

Personal Background: Married Georgina ... has two children: Jennifer (8/13/89) and Michelle (4/16/90) ... son of former major-leaguer Cookie Rojas ... has served as an assistant coach at St. Thomas University in Miami since 1987 ... graduate of Blue Valley High School in Stanley, Kan. ... played collegiate baseball at Mesa (Ariz.) Community College.

Managerial/Coaching Career:

1992-94 Manager, Sarasota, Gulf Coast League (White Sox)

Record as Manager

YEAR	CLUB	LG	W	L	PCT	FINISH
1992	Sarasota	GCL	30	29	.508	4th in Div.
1993	Sarasota	GCL	32	27	.542	2nd in Div.
1994	Sarasota	GCL	20	40	.333	7th in Div.



SALAS, MARK

Bristol Hitting Coach

Former Catcher

Height: 6-0

Weight: 205

Bats: Left

Throws: Right

Born: March 8, 1961, Montebello, Calif.

Resides: Alta Loma, Calif.

Pro Career: Starts his fourth season in the White Sox organization ... takes over as hitting coach for the Sox's new affiliate at Class A Bristol of the Appalachian League ... signed by the St. Louis Cardinals as an 18th-round selection in the June 1979 free agent draft ... named catcher for 1982 Texas League All-Star Team at Arkansas ... made his major-league debut at Montreal on 6/9/84, where he doubled in his first at-bat ... was selected in the Rule 5 draft by the Minnesota Twins in 12/84 ... played the 1985 season for the Twins and hit .300, recorded a career-high 11-game hitting streak and was named Topps All-Rookie catcher ... traded to the Yankees for Joe Niekro on 7/6/87 ... traded with Dan Pasqua and Steve Rosenberg to the White Sox for Rich Dotson and Scott Nielsen on 11/13/87 ... released by the White Sox on 3/27/89 and signed by Cleveland on 4/1/89 ...

played for Class AAA Colorado Springs and hit .315 with 10 doubles and 20 RBI ... hit .221 for Cleveland in 30 games in 1989 ... released by Cleveland on 12/4/89 and signed by Detroit on 12/12/89 ... hit .247 in 509 career major-league games.

Personal Background: Has two children: Mark (8/6/85) and Ashley (3/11/87) ... graduated from Nogales (Calif.) High School ... All-American linebacker as a prep ... brother Bobby was a pitcher in Oakland organization ... is one of five major-league players to have a palindrome as his last name.

Managerial/Coaching Career:

1992 Hitting Coach, Utica, New York-Penn League (White Sox)

1993 Hitting Coach, Hickory, South Atlantic League (White Sox)

1994 Hitting Coach, Sarasota, Gulf Coast League (White Sox)



SCHOENROCK, DARON

Bristol Pitching Coach

Former Pitcher

Height: 6-2

Weight: 190

Bats: Right

Throws: Right

Born: November 21, 1961, Cedar Rapids, Iowa

Resides: Birmingham, Ala.

Pro Career: Begins his first season in the White Sox organization as pitching coach at Class A Bristol of the Appalachian League.

Personal Background: Married Carol Cawood ... has one child: Erik Reid (8/12/91) ... has been pitching coach/assistant head coach at Birmingham-Southern College for the past six seasons ...

was head coach at Lincoln Memorial University from 1987-89 and was named Tennessee Valley Athletic Conference Coach of the Year in 1989 ... served as pitching coach at Murray State University from 1986-87 and received his master's degree from the school ... pitched at Tennessee Tech before coaching at the school for one season (1985)



SNEDEKER, SEAN

Sarasota (GCL) Pitching Coach

Former Pitcher

Height: 6-3

Weight: 185

Bats: Right

Throws: Right

Born: June 18, 1965, Beeville, Texas

Resides: Bryan, Texas

Pro Career: Begins his first season in the White Sox organization as pitching coach at Rookie Sarasota ... posted a 34-21 record with a 3.24 ERA (160 ER/445.0 IP) in 80 games (70 starts) over five minor-league seasons in the Los Angeles Dodgers organization ... won a career-high 12 games at Class A Bakersfield in 1989 ...

tossed a 7.0 IP perfect game vs. St. Lucie on 8/28/91 at Class A Vero Beach.

Personal Background: Married Mary Jane ... attended Texas A&M University.



SNYDER, JIM

Director of Instruction, Minor Leagues

Former Infielder

Height: 6-1

Weight: 200

Bats: Right

Throws: Right

Born: August 15, 1932, Dearborn, Mich.

Resides: Tampa, Fla.

Pro Career: Begins his second season as director of instruction for the minor leagues ... also worked in the Sox organization from 1989-90 as Camp Coordinator & Minor League Field Director ... managed the Seattle Mariners to a 45-60 record after taking over from Dick Williams on 6/6/88 ... has coached in the major leagues with the Chicago Cubs (1987), Seattle (1988) and San Diego (1991-92) ... managed for 14 years in the minor leagues, winning Eastern League Manager of the Year honors with Three Rivers in 1971 and a Carolina League championship in 1977 with Peninsula ... played in the minor leagues for 14 seasons with three brief stints in the majors ... batted .249 (1,262-5,060) with 29 home runs in 1,534 career minor-league games ... in 41 games in the majors with Minnesota (1961, 1962 and 1964) the second baseman batted .140 (12-86) with one home run and 10 RBI.

Personal Background: Married Gysele ... has four children: James (36), Deborah (36), Scott (29) and Fran (24) ... was a 1950 graduate of Fordson High School in Dearborn, Mich. ... earned bachelor's and master's degrees from Eastern Michigan.

Managerial/Coaching Career:

1966-69	Manager, Sioux Falls, Northern League (Reds)
1970	Manager, Asheville, Southern League (Reds)
1971-74	Manager, Three Rivers, Eastern League (Reds)
1977-78	Manager, Peninsula, Carolina League (Phillies)
1979	Manager, Reading, Eastern League (Phillies)
1980-81	Manager, Oklahoma City, American Association (Phillies)
1982-83	Instructor, Minor Leagues, Chicago Cubs
1984-86	Field Director of Player Development, Chicago Cubs
1987	First Base Coach, Chicago Cubs
1988	Coach, Seattle Mariners
1988	Manager, Seattle Mariners (June 6-end of season)
1989-90	Camp Coordinator & Minor League Field Director, Chicago White Sox
1991-92	Bench Coach, San Diego Padres
1993	Coach, Richmond Braves, International League (Braves)
1994	Director of Instruction, Minor Leagues, Chicago White Sox

Record as Manager

YEAR	CLUB	LG	W	L	PCT	FINISH
1966	Sioux Falls	NOR	26	41	.388	5th
1967	Sioux Falls	NOR	35	33	.515	3rd
1968	Sioux Falls	NOR	41	29	.586	3rd
1969	Sioux Falls	NOR	45	25	.643	2nd
1970	Asheville	SL	59	80	.424	8th
1971	Three Rivers	EL	78	59	.569	1st in Div.
1972	Three Rivers	EL	76	60	.559	1st in Div.
1973	Three Rivers	EL	87	72	.482	3rd
1974	Three Rivers	EL	65	73	.471	4th in Div.
1977	Peninsula	CAR	71	67	.514	2nd in Div.; 1st in Div.
1978	Peninsula	CAR	90	49	.647	2nd in Div.; 1st in Div.
1979	Reading	EL	77	61	.558	2nd in Div.; 2nd in Div.
1980	Oklahoma City	AA	70	65	.519	2nd in Div.
1981	Oklahoma City	AA	69	67	.507	3rd in Div.
1988	SEATTLE	Amer.	45	60	.429	7th in Div.

Postseason Play

YEAR	CLUB	LG	W	L	PCT	RESULTS
1971	Three Rivers	EL	1	3	.250	Lost to Elmira for league title
1972	Three Rivers	EL	0	3	.000	Lost to West Haven for title
1977	Peninsula	CAR	3	2	.600	Def. Lynchburg for title
1978	Peninsula	CAR	3	0	1.000	Def. Lynchburg for title

SPENCER, TOM

Outfield Coordinator, Minor Leagues

Former Outfielder

Height: 6-0 Weight: 180
Bats: Right Throws: Right
Born: February 28, 1951, Gallipolis, Ohio
Resides: Tucson, Ariz.



Pro Career: Begins his first season in the White Sox organization as minor-league outfield coordinator ... was a coach at Class AAA Columbus in the New York Yankees system in 1994 ... served as first base coach for the Cleveland Indians (1988-89) and New York Mets (1991) and third base coach for the Houston Astros (1992-93) ... owns a 394-389 (.503) record in six seasons as a minor-league manager, including a 198-160 (.553) mark over his last three seasons ... managed Class A Asheville to the South Atlantic League title in 1984 and Class A Geneva to the New York-Penn title in 1987 ... over 11 minor-league seasons, batted .274 (1,175-4,295) with 76 home runs and 503 RBI in 1,228 games ... traded to the White Sox organization following the 1976 season ... made his major-league debut with the White Sox in 1978, batting .185 (12-65) with four RBI in 29 games ... topped American Association outfielders in fielding percentage in 1974 (.982) and 1975 (.993) ... earned a Silver Glove in 1975.

Personal Background: Married Lynda ... has one child: K.C. (3/18/85) ... graduated from Gallia (Ohio) Academy and attended Rio Grande (Ohio) College.

Managerial/Coaching Career:

1981 Coach, Tucson, Pacific Coast League (Astros)
1982 Coach, Asheville, South Atlantic League (Astros)
1983-84 Manager, Asheville, South Atlantic League (Astros)
1985-86 Manager, Pittsfield, Eastern League (Cubs)
1987 Manager, Geneva, New York-Penn League (Cubs)
1988-89 First Base Coach, Cleveland Indians
1990 Manager, San Jose, California League (Giants)
1991 First Base Coach, New York Mets
1992-93 Third Base Coach, Houston Astros
1994 Coach, Columbus, International League (Yankees)

Record as Manager

YEAR	CLUB	LG	W	L	PCT	FINISH
1983	Asheville	SAL	64	80	.444	4th in Div.; 4th in Div.
1984	Asheville	SAL	73	70	.510	4th in Div.; 1st in Div.
1985	Pittsfield	EL	59	79	.428	7th in Div.
1986	Pittsfield	EL	76	64	.543	3rd in Div.
1987	Geneva	NYP	48	28	.632	1st in Div.
1990	San Jose	CAL	74	68	.521	5th in Div.

Postseason Play

YEAR	CLUB	LG	W	L	PCT	RESULTS
1984	Asheville	SAL	5	1	.833	Def. Charleston 3-0 for league title
1987	Geneva	NYP	2	0	1.000	Def. Watertown 2-0 for league title

THOMPSON, TOMMY

Catching Coordinator, Minor Leagues

Former Catcher

Height: 6-1 Weight: 182
Bats: Left Throws: Right
Born: October 18, 1957, Oklahoma City, Okla.
Resides: Oklahoma City, Okla.



Pro Career: Begins fourth season as minor league catching coordinator ... will manage at Class A Bristol of the Appalachian League in 1995 ... was a player/coach at Class AA Birmingham in 1988, although he did not see any action on the field until joining Class AAA Vancouver late in season ... fell seven plate appearances short of qualifying for the Southern League batting title in 1985 (.321).

Personal Background: Married Mary ... has one child: Michael (10/8/84) ... graduated from Northwest Classen (Okla.) High School in 1975 ... attended the University of Oklahoma.

Managerial/Coaching Career:

1988 Player/Coach, Birmingham/Vancouver (White Sox)
1989 Coach, Birmingham, Southern League (White Sox)
1990 Manager, Utica, New York-Penn League (White Sox)
1991 Manager, South Bend, Midwest League (White Sox)
1992-94 Catching Coordinator, Minor Leagues, Chicago White Sox

Record as Manager

YEAR	CLUB	LG	W	L	PCT	FINISH
1990	Utica	NYP	31	47	.397	4th in Div.
1991	South Bend	MWL	69	70	.496	5th in Div.; 3rd in Div.

WARD, JAY

Prince William Hitting Coach



Former Infielder/Outfielder

Height: 6-1 **Weight:** 190
Bats: Right **Throws:** Right
Born: September 9, 1938, Brookfield, Mo.
Resides: St. Petersburg, Fla.

Pro Career: Begins his first season in the White Sox organization as hitting coach at Class A Prince William ... was hitting coach at the major-league level with the New York Yankees (1987) and Montreal Expos (1991-92) ... succeeded Hal McRae with the Expos ... was minor-league hitting coordinator for Atlanta the past two seasons (1993-94) ... managed in the Minnesota (1972), Philadelphia (1983-84), Cincinnati (1985-86) and Pittsburgh (1988) organizations ... was Montreal's minor league hitting instructor in 1990 ... owns a lifetime .519 winning percentage (463-429) as manager ... led Class AA Vermont to the Eastern League championship in 1986 ... played professionally as an infielder and outfielder for 15 seasons, including major-league experience with Minnesota (1963-64) and Cincinnati (1970) ... in 27 career games in the majors, batted .163 (8-49) with four RBI ... played in over 1,800 minor-league contests before retiring in 1971 ... batted .259 (1,636-6,313) with 241 home runs and 952 RBI ... hit 20 or more home runs five times ... hit grand slams in successive innings on 6/30/56 with Kearney of the Nebraska State League ... led Pacific Coast League third basemen in fielding (.966) in 1967 and led the PCL with 35 doubles in 1969 ... spent 1966 playing for the Chunichi Dragons of the Japanese Central League ... signed first professional contract with the New York Yankees in 1956.

Personal Background: Married Lynn ... has four children: Liz, Barry, Jan and Kerri ... graduated from Highland (Ill.) High School in 1956 where he was an All-State basketball player and four-sport star ... played college basketball at McKendree College in Lebanon, Ill. for one year ... was in private business from 1973-82.

Managerial/Coaching Career:

1972 Manager, Wisconsin Rapids, Midwest League (Twins)
 1983 Manager, Bend, Northwest League (Phillies)
 1984 Manager, Spartanburg, South Atlantic League (Phillies)
 1985 Manager, Cedar Rapids, Midwest League (Reds)
 1986 Manager, Vermont, Eastern League (Reds)
 1987 Hitting Coach, New York Yankees
 1988 Manager, Salem, Carolina League (Pirates)
 1989 Manager, Williamsport, Eastern League (Pirates)
 1990-91 Hitting Instructor, Minor Leagues, Montreal Expos
 1991-92 Hitting Coach, Montreal Expos
 1993-94 Hitting Coordinator, Minor Leagues, Atlanta Braves

Record as Manager

YEAR	CLUB	LG	W	L	PCT	FINISH
1972	Wisconsin Rapids	MWL	70	56	.556	1st in Div.; 3rd in Div.
1983	Bend	NWL	32	37	.464	3rd in Div.
1984	Spartanburg	SAL	70	70	.500	3rd in Div.; 3rd in Div.
1985	Cedar Rapids	MWL	78	61	.561	2nd in Div.
1986	Vermont	EL	77	62	.554	2nd in Div.
1988	Salem	CL	72	66	.525	1st in Div.; 3rd in Div.
1989	Williamsport	EL	63	77	.450	7th in Div.

Postseason Play

YEAR	CLUB	LG	W	L	PCT	RESULTS
1972	Wisconsin Rapids	MWL	0	1	.000	Lost to Appleton
1986	Vermont	EL	6	2	.750	Def. Albany 3-1; Def. New Britain 3-1 for championship
1988	Salem	CL	1	2	.333	Lost to Lynchburg

WILLIAMS, DALLAS

Baserunning Coordinator, Minor Leagues

Former Outfielder

Height: 5-11

Weight: 190

Bats: Left

Throws: Left

Born: February 28, 1958, Brooklyn, N.Y.

Resides: Indianapolis, Ind.

Pro Career: Starts his fourth season as instructor in the White Sox organization ... was a first-round draft pick by the Baltimore Orioles in 1979 ... made major-league debut with the Orioles in 1980 ... was traded to Cincinnati for catcher Joe Nolan in 1982 ... split both 1982 and 1983 seasons between Class AAA Indianapolis and Cincinnati before being traded to Detroit for pitcher Charlie Nail in 1984 ... was then traded back to Baltimore in 1984 ... was a Class AAA All-Star at Indianapolis when he led the American Association in hitting in 1983 and 1987, and was named team MVP both seasons ... joined Japan's Hankyu Braves in 1988 ... hit .079 in 20 games over two major-league seasons.

Personal Background: Married Teal ... has two children: Dallas III (10/13/84) and Dior Delise (10/13/87) ... graduated from Abraham Lincoln High School in Brooklyn, N.Y. ... named three-time All-City in baseball and two-time All-City in basketball.

Managerial/Coaching Career:

1989 Coach, Kinston Indians, Carolina League (Cleveland)

1990 Roving Baserunning and Outfield Instructor, Minor Leagues, Cleveland Indians

1991-94 Roving Baserunning and Outfield Instructor, Minor Leagues, Chicago White Sox



Organization Leaders By Position

POS	AVG	HR	RBI	SB
C	Vollmer (.274) <i>Hickory</i>	Machado (11) <i>Prince William</i>	Vollmer (81) <i>Hickory</i>	Tremie (4) <i>Birmingham</i>
1B	Williams (.303) <i>Hickory</i>	Williams (24) <i>Hickory</i>	Williams (104) <i>Hickory</i>	Thomas (4) <i>South Bend</i>
2B	Boulware (.332) <i>Hickory</i>	Durham (16) <i>Nashville</i>	Durham (66) <i>Nashville</i>	Burton (66) <i>Prince William</i>
SS	Polidor (.285) <i>South Bend</i>	DiSarcina (7) <i>Birmingham</i>	Goligoski (67) <i>Hickory</i>	Goligoski (17) <i>Hickory</i>
3B	Norton (.287) <i>South Bend</i>	Saenz (12) <i>Nashville</i>	Norton (64) <i>South Bend</i>	Moore (10) <i>Sarasota Hickory</i>
OF	Abbott (.397) <i>Sarasota Hickory</i>	Hurst (25) <i>Prince William</i>	Hurst (91) <i>Prince William</i>	McKinnon (36) <i>South Bend</i>
DH	Cappuccio (.292) <i>Prince William</i>	Denson (30) <i>Nashville</i>	Denson (103) <i>Nashville</i>	Cappuccio (8) <i>Prince William</i>
POS	ERA	W	SV	SO
P	Pratt (2.02) <i>Hickory</i>	Johnston (15) <i>Prince William Ruffcorn (15) Nashville</i>	Vazquez (28) <i>Hickory</i>	Sirotko (173) <i>South Bend</i>

MINOR LEAGUE PLAYERS

ABBOTT, JEFF

Position: Outfielder

Height: 6-2 **Bats:** Right **Born:** August 17, 1972, Atlanta, Ga.

Weight: 190 **Throws:** Left **Resides:** Dunwoody, Ga.

Recommended/Signed By: Doug Laumann/Larry Grefer (White Sox)

How Obtained: Selected in the fourth round, June 1994 free agent draft.

Personal Background: Was an outfielder on *Baseball America's* 1994 All-America Second Team ... had the highest batting average (.445) of anyone on the first or second teams ... played collegiate baseball at the University of Kentucky ... completed 1994 season by setting school record for runs scored with 182 ... batted .445 with 23 home runs and an .886 slugging percentage in 55 games during his junior season at Kentucky ... was named Mizuno First Team All-America, First Team All-Southeastern Conference and to the SEC East All-Tournament Team ... hit for the cycle on 4/4/94 vs. Western Kentucky and had a school-record eight consecutive hits ... missed most of 1993 with mononucleosis ... as a sophomore, was named First Team All-South Region and Second Team All-SEC ... named Metro Atlanta Player of the Year as a senior at Dunwoody (Ga.) High School ... was also selected by the White Sox in the 32nd round of the 1993 draft but did not sign.

Pro Career: Was named the organization's Player of the Month in August when he batted .436 (44-101) with 22 runs scored, 12 extra-base hits, 21 RBI and 22 walks at Class A Hickory ... was also chosen the South Atlantic League/Topps Player of the Month for August ... was named his league's Player of the Week for 8/21-27/94 ... hit safely in the final 12 games of the year, tying Hickory's high for the season ... combined to hit .397 (95-239) at Hickory and Rookie Sarasota, the top batting average in the organization ... was chosen as having the top pro debut from the 1994 draft by *Baseball America* ... the magazine also named him the No. 6 prospect in the organization in a postseason poll ... posted an 11-game hitting streak (.400, 16-40) from 6/25-7/6/94 after joining the Crawdads ... batted .446 (54-121) at home and .330 (34-103) on the road ... attended the Fall Instructional League.

YEAR	CLUB	AVG	G	AB	R	H	TB	2B	3B	HR	RBI	SH	SF	HB	BB	SO	SB	CS	E
1994	Sarasota (GCL)	.467	4	15	4	7	11	1	0	1	3	0	0	0	4	0	2	1	0
	Hickory	.393	63	224	47	88	134	16	6	6	48	1	1	1	38	33	2	1	2
MINOR TOTALS		.397	67	239	51	95	145	17	6	7	51	1	1	1	42	33	4	2	2

ALBERT, RASHAD

Position: Outfielder

Height: 6-1 **Bats:** Right **Born:** Sept.18, 1975, Fernandina Beach, Fla.

Weight: 165 **Throws:** Right **Resides:** Fernandina Beach, Fla.

Recommended/Signed By: Mark Bernstein/Bill Meyer (White Sox)

How Obtained: Selected in the 16th round, June 1994 free agent draft.

Personal Background: Attended Fernandina Beach (Fla.) High School.

Pro Career: Led Rookie Sarasota in games (54) and strikeouts (48) and was second in walks (29) ... attended the Fall Instructional League.

YEAR	CLUB	AVG	G	AB	R	H	TB	2B	3B	HR	RBI	SH	SF	HB	BB	SO	SB	CS	E
1994	Sarasota (GCL)	.217	54	161	22	35	49	4	2	2	9	0	0	2	29	48	8	6	2

AMAYA, EDILBERTO

Position: First Baseman

Height: 6-3 **Bats:** Right **Born:** May 24, 1976, Aguadulce, Panama

Weight: 172 **Throws:** Right **Resides:** Aguadulce, Panama

Recommended/Signed By: Miguel Ibarra (White Sox)

How Obtained: Signed as a free agent by the White Sox, February 8, 1994.

Pro Career: Played his first season of professional baseball at Rookie Sarasota in 1994.

YEAR	CLUB	AVG	G	AB	R	H	TB	2B	3B	HR	RBI	SH	SF	HB	BB	SO	SB	CS	E
1994	Sarasota (GCL)	.160	14	25	4	4	5	1	0	0	2	0	0	1	1	7	0	1	5

AMBROSE, JOHN

Position: Pitcher

Height: 6-5 Bats: Right Born: November 1, 1974, Evansville, Ind.

Weight: 180 Throws: Right Resides: St. Petersburg, Fla.

Recommended/Signed By: Doug Laumann/Steve Amieri (White Sox)

How Obtained: Selected in the second round, June 1994 free agent draft.

Personal Background: Was chosen with one of two draft picks the White Sox received for Colorado's signing of free agent Ellis Burks after the 1993 season ... played collegiate baseball at John A. Logan Junior College ... posted an 8-3 record his freshman year with a 1.97 ERA (14 ER/64.0 IP) and 61 strikeouts ... was ranked among the nation's Top 100 prospects by *Baseball America*.

Pro Career: Split 1994 between Rookie Sarasota and Class A Hickory ... combined with reliever Dennis Crine on a no-hitter on 7/27 vs. the Red Sox ... struck out eight in 5.0 IP to post his first professional win in that start ... posted first professional save on 8/29 at Greensboro with 4.0 IP ... attended the Fall Instructional League.

YEAR	CLUB	W-L	PCT	ERA	G	GS	CG	SHO	SV	IP	H	R	ER	HR	HB	BB-I	SO	WP	BK
1994	Sarasota (GCL)	1-2	.333	3.66	11	10	1	0	0	46.2	34	21	19	4	6	24-0	43	4	3
	Hickory	3-1	.500	7.11	3	1	0	0	1	12.2	16	11	10	1	0	6-0	7	0	0
MINOR TOTALS		2-3	.400	4.40	14	11	1	0	1	59.1	50	32	29	5	6	30-0	50	4	3

ANDUJAR, LUIS

Position: Pitcher

Height: 6-2 Bats: Right Born: November 22, 1972, Bari, D.R.

Weight: 175 Throws: Right Resides: Bari, D.R.

Recommended/Signed By: Juan Bernhardt (White Sox)

How Obtained: Signed as a free agent by the White Sox, February 25, 1991.

Pro Career: Went 3-7 at Class AA Birmingham and 1-0 at Rookie Sarasota in 1994 ... made two trips to the disabled list from 6/10-7/20 and 8/9-9/9/94 ... underwent an ulnar nerve transplant and had loose bodies removed from his right elbow following the season ... has averaged 7.7 strikeouts per 9.0 IP (331 SO/385.0 IP) and 8.3 hits per 9.0 IP (357) over his four-year career ... his combined ERA of 1.93 (27 ER/125.2 IP) in 1993 led the organization and ranked third among all minor-league pitchers ... was named Southern League Pitcher of the Week for 7/19-25/93 ... struck out 28 over three straight starts, including 10 on 8/21/93 vs. Chattanooga ... ranked fourth at Class A South Bend and 10th in the organization with a 2.92 ERA in 1992 ... was named Pitcher of the Year at Rookie Sarasota in 1991 when he posted a strikeout-to-walk ratio of 5.2:1 (52 SO/10 BB).

YEAR	CLUB	W-L	PCT	ERA	G	GS	CG	SHO	SV	IP	H	R	ER	HR	HB	BB-I	SO	WP	BK
1991	Sarasota (GCL)	4-4	.500	2.45	10	10	1	1	0	62.1	60	27	17	0	4	10-0	52	3	1
1992	South Bend	6-5	.545	2.92	32	15	1	1	3	120.1	109	49	39	5	6	47-0	91	5	1
1993	Sarasota (FSL)	6-6	.500	1.99	18	11	2	0	1	85.0	67	26	19	2	3	26-0	72	1	0
	Birmingham	5-0	1.000	1.82	6	6	0	0	0	39.2	31	9	8	3	5	16-0	48	1	0
1994	Sarasota (GCL)	1-0	1.000	0.00	2	0	0	0	0	6.0	3	1	0	0	1	1-0	8	0	0
	Birmingham	3-7	.300	5.05	15	15	0	0	0	76.2	90	50	43	5	8	25-0	64	5	0
MINOR TOTALS		25-22	.532	2.90	83	57	4	2	4	391.0	360	162	126	15	27	129-0	333	15	2

ANEZ, MAYCOLL

Position: Pitcher

Height: 6-3 Bats: Right Born: July 21, 1976, Caracas, Venezuela

Weight: 185 Throws: Right Resides: Caracas, Venezuela

Recommended/Signed By: Hernan Cortes (White Sox)

How Obtained: Signed as a free agent by the White Sox, May 12, 1994.

Pro Career: Made professional debut at Rookie Sarasota in 1994.

YEAR	CLUB	W-L	PCT	ERA	G	GS	CG	SHO	SV	IP	H	R	ER	HR	HB	BB-I	SO	WP	BK
1994	Sarasota (GCL)	0-0	.000	31.50	2	0	0	0	0	2.0	7	7	7	0	0	3-0	1	0	0

ANTCZAK, CHUCK

Position: Catcher

Height: 6-0 Bats: Right Born: October 8, 1973, Cleveland, Ohio

Weight: 185 Throws: Right Resides: Sarasota, Fla.

Recommended/Signed By: Chicago White Sox

How Obtained: Signed as a free agent by the White Sox, March 7, 1995.

Personal Background: Attended North Florida Junior College ... graduated from Sarasota High School in 1990 ... was a teammate of Greg Blosser and Joe Ayrault.

Pro Career: Played for the Zanesville Greys in the independent Frontier League in 1993 and Champaign-Urbana of the Great Central League in 1994.

YEAR	CLUB	AVG	G	AB	R	H	TB	2B	3B	HR	RBI	SH	SF	HB	BB	SO	SB	CS	E
1993	Zanesville																		

Italics indicates foreign or independent league.

BAGLEY, SEAN

Position: Catcher

Height: 6-3 Bats: Right Born: June 20, 1976, Orange, Calif.

Weight: 195 Throws: Right Resides: Gig Harbor, Wash.

Recommended/Signed By: Ed Pebley/Gary Pellant (White Sox)

How Obtained: Selected in the ninth round, June 1994 free agent draft.

Personal Background: Attended Peninsula High School in Gig Harbor, Wash. ... was selected his league's Most Valuable Player during junior and senior seasons ... leadoff hitter notched a .441 average in 1994 with five home runs, 19 RBI and 31 stolen bases ... batted .511 with 25 stolen bases and 25 RBI in 1993.

Pro Career: Appeared in 16 games at Rookie Sarasota in his first professional season.

YEAR	CLUB	AVG	G	AB	R	H	TB	2B	3B	HR	RBI	SH	SF	HB	BB	SO	SB	CS	E
1994	Sarasota (GCL)	.160	16	25	1	4	4	0	0	0	1	1	0	1	1	6	1	0	12

BALES, JOE

Position: Pitcher

Height: 6-5 Bats: Right Born: September 13, 1974, Reno, Nev.

Weight: 175 Throws: Right Resides: Republic, Wash.

Recommended/Signed By: Ed Pebley/Scott Cerny (White Sox)

How Obtained: Selected in the third round, June 1993 free agent draft.

Personal Background: Played baseball at Reed High School in Sparks, Nev.

Pro Career: Made pro debut at Rookie Sarasota in 1993.

YEAR	CLUB	W-L	PCT	ERA	G	GS	CG	SHO	SV	IP	H	R	ER	HR	HB	BB-I	SO	WP	BK
1993	Sarasota (GCL)	0-0	.000	6.19	4	4	0	0	0	16.0	19	11	11	1	2	10-0	11	0	0
1994										DID NOT PLAY									

BEARDEN, DOUG

Position: Shortstop

Height: 6-2 Bats: Right Born: September 11, 1975, Columbia, S.C.

Weight: 170 Throws: Right Resides: Lexington, S.C.

Recommended/Signed By: Mark Bernstein/Alex Cosmidis (White Sox)

How Obtained: Selected in the fifth round, June 1994 free agent draft.

Personal Background: Attended Lexington (S.C.) High School ... named Class 4A Player of the Year as school won its second state title ... selected All-State by the South Carolina Coaches Association during senior year ... batted .322 (37-115) with seven home runs and 28 RBI in 1994 ... posted a 10-2 record with a 0.62 ERA (7 ER/78.2 IP) in 14 games as a pitcher ... attended the same high school as Tripp Cromer (St. Louis), D.T. Cromer (Oakland) and Brandon Cromer (Toronto).

Pro Career: Tied for second at Rookie Sarasota with 36 hits, one off the club lead ... went 5-6 with four runs scored on 7/6/94 in a win over the Red Sox ... attended the Fall Instructional League.

YEAR	CLUB	AVG	G	AB	R	H	TB	2B	3B	HR	RBI	SH	SF	HB	BB	SO	SB	CS	E
1994	Sarasota (GCL)	.218	46	165	15	36	45	4	1	1	12	1	2	1	4	30	1	1	12

BOULWARE, BEN

Position: Second Baseman

Height: 5-11 Bats: Right Born: February 25, 1972, Los Gatos, Calif.

Weight: 185 Throws: Right Resides: Los Gatos, Calif.

Recommended/Signed By: Ed Pebley/Scott Cerny (White Sox)

How Obtained: Selected in the seventh round, June 1993 free agent draft.

Personal Background: Hit .350 for a Cal Poly team that placed second in the Division II College World Series ... was second on team in RBI (46) and stolen bases (nine).

Pro Career: Led the South Atlantic League in hitting with a .332 (112-337) average and topped the organization (minimum: 378 plate appearances) ... batting average was third among all minor-league second basemen ... tied for second in the organization and tied for third in the SAL with a .394 on-base percentage ... batted above .358 in three of five months ... had 35 multihit games ... hit safely in 69 of 100 games ... longest hitting streak was six games from 7/23-28/94 (.556, 10-18) ... attended the Fall Instructional League.

YEAR	CLUB	AVG	G	AB	R	H	TB	2B	3B	HR	RBI	SH	SF	HB	BB	SO	SB	CS	E
1993	Sarasota (GCL)	.208	33	106	19	22	31	3	0	2	11	1	1	4	20	11	13	1	7
	Hickory	.193	18	57	6	11	13	2	0	0	0	0	1	1	8	10	2	1	3
1994	Sarasota (GCL)	.167	4	12	2	2	2	0	0	0	0	0	0	2	1	1	1	0	1
	Hickory	.332	100	337	56	112	147	19	2	4	36	4	4	9	28	45	8	6	21
MINOR TOTALS		.290	151	500	81	145	193	24	2	6	50	5	5	16	56	66	23	8	32

* Led League

BRADY, DOUG

Position: Second Baseman

Height: 5-11

Bats: Switch

Born: November 23, 1969, Jacksonville, Ill.

Weight: 165

Throws: Right

Resides: Jacksonville, Ill.

Recommended/Signed By: Dan Monzon/Alex Cosmidis (White Sox)

How Obtained: Selected in 12th round, June 1991 free agent draft.

Personal Background: Played baseball at Liberty University.

Pro Career: His 34 stolen bases were the third-most in the Southern League and tied for the third-highest total in the organization ... named Best Baserunner in the Southern League by *Baseball America* ... tied for fourth in the league and was fifth in the organization with eight triples ... he hit safely in 27 consecutive games from 7/19-8/19/94, the second-longest streak in Birmingham history and longest since 1922 ... streak tied for the longest in the minor leagues in 1994 ... hit in 91 of 127 games ... topped Class A Sarasota in 1993 with 75 runs and 26 stolen bases ... tied for the lead with six triples ... scored six runs in a game on 8/13/93 vs. Lakeland, most in the minors that year ... combined to hit .279 with 21 stolen bases at three stops in 1992 ... hit grand slam on 8/25/92 vs. Osceola ... led Class A Ulica in runs (37) and stolen bases (21) in 1991.

YEAR	CLUB	AVG	G	AB	R	H	TB	2B	3B	HR	RBI	SH	SF	HB	BB	SO	SB	CS	E
1991	Ulica	.235	65	226	37	53	71	6	3	2	31	3	4	1	31	31	21	6	0
1992	South Bend	.293	24	92	12	27	34	5	1	0	7	2	1	0	17	13	16	3	3
	Sarasota (GCL)	.125	3	6	1	1	1	0	0	0	2	0	2	0	1	1	0	0	0
	Sarasota (FSL)	.272	56	184	21	50	62	6	0	2	27	6	2	3	25	33	5	7	2
1993	Sarasota (FSL)	.252	115	449	75	113	156	16	6	5	44	4	5	6	55	54	26	9	22
	Nashville	.000	2	3	0	0	0	0	0	0	0	0	0	0	0	0	0	0	1
1994	Birmingham	.248	127	516	59	126	174	18	8	4	47	6	5	1	38	59	34	12	*21
MINOR TOTALS		.252	392	1478	205	372	498	51	18	13	158	21	19	11	167	191	102	37	49

*Led League

BROOME, CURTIS

Position: Pitcher

Height: 6-2

Bats: Right

Born: April 30, 1972, Chicago, Ill.

Weight: 195

Throws: Right

Resides: Gary, Ind.

Recommended/Signed By: Doug Laumann/Steve Arneri (White Sox)

How Obtained: Selected in the 22nd round, June 1993 free agent draft.

Personal Background: Played collegiate baseball at the University of Evansville ... led team with three shutouts.

Pro Career: Made 17 relief appearances and 15 starts at Class A Hickory ... his 120.2 IP ranked third on the club ... made his debut at Rookie Sarasota in 1993 ... tied for the team lead in appearances (15) and wins (five) ... attended the Fall Instructional League.

YEAR	CLUB	W-L	PCT	ERA	G	GS	CG	SHO	SV	IP	H	R	ER	HR	HB	BB-I	SO	WP	BK
1993	Sarasota (GCL)	5-3	.625	2.57	15	4	1	0	0	63.0	56	24	18	0	0	25-4	32	2	0
1994	Hickory	5-6	.500	4.62	32	15	0	0	3	120.2	144	77	62	13	4	31-2	74	4	2
MINOR TOTALS		10-8	.556	3.92	47	19	1	0	3	183.2	200	101	80	13	4	56-6	106	6	2

BROWN, SEAN

Position: Pitcher

Height: 6-3

Bats: Right

Born: January 2, 1972, Burlington, N.C.

Weight: 180

Throws: Right

Resides: Ridgeway, Va.

Recommended/Signed By: Alex Cosmidis (White Sox)

How Obtained: Signed as a free agent by the White Sox, January 31, 1995.

Personal Background: Attended Clinch Valley College in Wise, Virginia.

Pro Career: 1995 will be his first season in professional baseball.

BUCHANAN, SHAWN

Position: Outfielder

Height: 6-0

Bats: Right

Born: February 1, 1969, Chicago, Ill.

Weight: 190

Throws: Right

Resides: Gary, Ind.

Recommended/Signed By: Marti Wolever/Mike Taylor (White Sox)

How Obtained: Selected in 25th round, June 1991 free agent draft.

Personal Background: Played collegiate baseball at the University of Nebraska ... had non-speaking part in movie, "Rookie of the Year."

Pro Career: Split 1994 between Class A South Bend and Class A Prince William ... collected four hits on 6/23/94 at Salem ... posted a career-high .274 (29-106) at Class A Sarasota in 1993 ... split 1992 between Class A Ulica and Class A Sarasota ... belted first career grand slam on 6/27/92 vs. Beloit (with South Bend).

YEAR	CLUB	AVG	G	AB	R	H	TB	2B	3B	HR	RBI	SH	SF	HB	BB	SO	SB	CS	E
1991	Ulica	.205	46	127	20	26	33	5	1	0	10	0	0	3	23	29	5	2	2
1992	South Bend	.248	30	117	15	29	35	3	0	1	12	2	0	0	17	25	8	5	3
	Sarasota (FSL)	.218	57	133	19	29	40	6	1	1	17	1	2	5	14	34	2	2	5
1993	San Bernardino	.258	53	182	39	47	50	11	2	2	29	3	4	5	50	38	11	7	6
	Sarasota (FSL)	.274	30	106	18	29	38	5	2	0	11	1	1	3	23	23	1	3	2
1994	South Bend	.177	39	130	18	23	29	4	1	0	12	1	3	1	24	36	8	3	3
	Prince William	.267	34	90	18	24	35	2	0	3	13	2	1	1	16	24	2	1	1
MINOR TOTALS		.234	289	885	147	207	290	36	7	7	104	10	11	18	167	209	37	23	22

BURTON, ESSEX

Position: Second Baseman

Height: 5-9

Bats: Switch

Born: May 16, 1969, San Diego, Calif.

Weight: 170

Throws: Right

Resides: San Diego, Calif.

Recommended/Signed By: Ed Pebley/Scott Cerny (White Sox)

How Obtained: Selected in 26th round, June 1991 free agent draft.

Personal Background: Played collegiate baseball at San Francisco State University.

Pro Career: Batted a career-high .284 (143-503) at Class A Prince William ... also set career bests with 35 extra-base hits (20 more than his previous high) and 10 triples ... led the organization and Carolina League with 66 stolen bases ... total was third among all minor leaguers ... his 66 steals broke the old league mark by 15 and set Prince William record ... he has led the organization in stolen bases for the last three seasons, combining for 205 (average of 68 per year) ... hit first outside-the-park home run of his career on 7/10/94 at Wilmington ... ranked third in the CL and fourth in the organization with 10 triples and his 143 hits were fourth in the Sox organization and fifth in the league ... 94 runs scored were fourth in the league and tied for third among Sox minor leaguers ... 67 walks were second in the organization ... led all CL second basemen in fielding percentage (.974), total chances (689), putouts (327), assists (344) and double plays (83) ... was named the second baseman on both the midseason and postseason CL All-Star teams ... was chosen the Best Baserunner in the CL by *Baseball America* ... led all minor leaguers in stolen bases with 74 in 1993 ... named the Midwest League's Best and Fastest Baserunner in 1992 and 1993 ... was named to the midseason MWL All-Star Team ... led the league in runs with 95 ... his 85 walks led the organization ... led the MWL and ranked second among all minor leaguers with 65 stolen bases at Class A South Bend in 1992 ... 67 walks ranked second in the organization ... led Rookie Sarasota in batting (.278), runs (37), hits (54), stolen bases (21) and on-base percentage (.367) in 1991.

YEAR	CLUB	AVG	G	AB	R	H	TB	2B	3B	HR	RBI	SH	SF	HB	BB	SO	SB	CS	E
1991	Sarasota (GCL)	.278	50	194	37	54	63	5	2	0	17	3	0	1	26	27	21	8	13
	Utica	.276	15	58	11	16	16	0	0	0	4	2	0	1	8	12	6	2	4
1992	South Bend	.253	122	459	78	116	128	6	3	0	29	9	1	3	67	109	65	23	28
1993	South Bend	.255	134	501	95	128	153	6	8	1	36	8	2	4	85	94	74	24	23
1994	Prince William	.284	131	503	94	143	194	22	10	3	50	6	6	5	67	88	66	19	18
MINOR TOTALS		.266	452	1715	315	457	554	39	23	4	136	28	9	14	253	330	232	76	86

*Led League

BUTEAUX, SHANE

Position: Pitcher

Height: 6-3

Bats: Right

Born: December 28, 1971, New Iberia, La.

Weight: 202

Throws: Right

Resides: New Iberia, La.

Recommended/Signed By: Doug Laumann/Ken Stauffer (White Sox)

How Obtained: Selected in the sixth round, June 1994 free agent draft.

Personal Background: Was All-Southwest Conference as an outfielder/pitcher at the University of Houston ... batted .381 (77-202), collected 12 home runs and averaged one RBI per game for the Cougars ... finished second in school history with 53 stolen bases (in two seasons) ... was 6-3 with five saves in 24 games on the mound ... struck out 18 and walked only one in 23.2 IP.

Pro Career: Ranked second at Rookie Sarasota with 55.0 IP and his 10 starts tied for second ... attended the Fall Instructional League.

YEAR	CLUB	W-L	PCT	ERA	G	GS	CG	SHO	SV	IP	H	R	ER	HR	HB	BB-I	SO	WP	BK
1994	Sarasota (GCL)	1-5	.167	4.25	12	10	0	0	0	55.0	60	33	26	0	5	15-0	28	4	5

	Player Of The Week	Pitcher Of The Week
Nashville	R. Durham (4/24-30) J. Ortiz (8/7-13)	J. Baldwin (7/10-16) S. Ruffcorn (4/7-16, 6/5-11)
Birmingham	T. Fryman (7/25-31) M. Robertson (5/2-8)	J. Vierra (7/4-10)
Prince William	J. Hurst (5/29-6/4) R. Machado (8/7-13) S. Johnston (7/10-16) J. Pierson (7/31-8/6)	M. Bertotti (5/29-6/4) M. Call (5/29-6/4)
South Bend	J. Evans (5/15-21) N. Robledo (7/3-9)	
Hickory	J. Abbott (8/21-27) H. Williams (8/21-27) R. Pratt (7/10-16) A. Vazquez (7/24-30)	T. Fordham (5/1-7, 5/15-21) D. Lundquist (7/3-9)
Rookie Sarasota		A. Forbes (6/19-25)
Selected by Howe Sportsdata International		

CALL, MICHEAL

Position: Pitcher

Height: 6-0 **Bats:** Right **Born:** November 6, 1968, Tonasket, Wash.

Weight: 180 **Throws:** Right **Resides:** Grandview, Wash.

Recommended/Signed By: Ed Pebley/Gary Pellant (White Sox)

How Obtained: Selected in 20th round, June 1991 free agent draft.

Personal Background: Attended the University of Washington.

Pro Career: Was one of three Class A Prince William pitchers to reach double figures in victories with 10 ... led the Carolina League in complete games (eight, twice as many as the next closest pitcher), tied for the lead in shutouts (two) and was third in the league in IP (170.1) ... he tied for the organization lead in complete games and shutouts ... was named to the CL's midseason All-Star Team and was chosen league Pitcher of the Week for 5/22-28 ... ERA was over 1.00 lower at home in 1994 (3.60 to 4.61) ... was 4-2 with a 2.55 ERA (12 ER/42.1 IP) in May ... won four straight starts, including three complete games from 5/17-6/1/94 ... allowed just two earned runs and struck out 27 in 35.1 IP during the three consecutive complete-game efforts ... two of the victories were back-to-back complete-game two-hitters ... retired the final 24 batters in two-hitter on 5/27/94 vs. Durham ... led the Midwest League with 15 wins in 1993 ... was named to the midseason MWL All-Star Team ... his 15 victories topped the organization ... was second in the MWL with 176.1 IP ... was 2-0 with a 2.25 ERA in the MWL playoffs ... missed the entire 1992 season due to injury ... posted an 8-1 record with a 1.25 ERA (11 ER/79.1 IP) at both Rookie Sarasota and Class A Utica in 1991 ... led Utica with a 1.26 ERA.

YEAR	CLUB	W-L	PCT	ERA	G	GS	CG	SHO	SV	IP	H	R	ER	HR	HB	BB-I	SO	WP	BK
1991	Sarasota (GCL)	2-0	1.000	1.17	4	0	0	0	0	7.2	5	5	1	0	0	2-0	10	0	0
	Utica	6-1	.857	1.26	12	9	2	1	0	71.2	61	20	10	0	2	15-0	55	2	1
1992	Utica	DID NOT PLAY DUE TO INJURY																	
1993	South Bend	#15-7	.682	3.78	26	26	4	0	0	176.1	187	87	74	14	5	31-1	109	2	0
1994	Prince William	10-12	.455	4.02	27	26	*8	#2	0	170.1	181	89	76	17	5	38-1	87	10	0
MINOR TOTALS		33-20	.623	3.40	69	61	14	3	0	426.0	434	201	161	31	12	86-2	261	14	1

*Led League #Tied for League Lead

CALLISTRO, ROB

Position: Pitcher

Height: 6-2 **Bats:** Right **Born:** September 25, 1969, Walnut Creek, Calif.

Weight: 193 **Throws:** Right **Resides:** San Diego, Calif.

Recommended/Signed By: Pete Jones (Mariners)

How Obtained: Signed as a free agent by the White Sox, March 4, 1995.

Personal Background: Graduated from Concord (Calif.) High School in 1988 ... tossed a no-hitter vs. Liberty in 1987 ... was named Concord's Most Valuable Player and earned All-League honors in 1988 ... attended Diablo Valley College in Pleasant Hill, Calif., where he was 7-1 with a 2.34 ERA ... played semipro baseball in 1994 for the Santa Maria Indians.

Pro Career: Was selected in the 43rd round of the June 1988 draft by Seattle and signed the next spring as a draft and follow ... was assigned to Class A Tempe in 1989 and led the league on strikeouts (78) and ranked fifth in ERA (2.62) ... was named to the Arizona League All-Star Team ... moved to Class A Bellingham in 1990 ... was released by Seattle in spring training of 1991 and signed with the independent Class A Pocatello club.

YEAR	CLUB	W-L	PCT	ERA	G	GS	CG	SHO	SV	IP	H	R	ER	HR	HB	BB-I	SO	WP	BK
1989	Tempe	5-2	.714	2.62	12	12	1	0	0	75.2	69	41	22	0	6	22-0	*78	3	4
1990	Bellingham	2-2	.500	5.55	22	0	0	0	2	35.2	35	28	22	3	6	34-1	35	3	0
1991	Pocatello	0-3	.000	5.92	9	7	0	0	0	48.2	62	43	32	6	10	20-1	50	7	0
MINOR TOTALS		7-7	.500	4.28	43	19	1	0	2	160.0	166	112	76	9	22	76-2	163	13	4

*Led league

CAMERON, MIKE

Position: Outfielder

Height: 6-2 **Bats:** Right **Born:** January 8, 1973, La Grange, Ga.

Weight: 190 **Throws:** Right **Resides:** La Grange, Ga.

Recommended/Signed By: Dan Monzon/Rod Fridley (White Sox)

How Obtained: Selected in 18th round, June 1991 free agent draft.

Personal Background: Attended La Grange (Ga.) High School.

Pro Career: Set a Carolina League record with 17 triples, nearly doubling the previous mark of nine ... his 17 triples topped the organization ... 22 stolen bases were a career high and ranked second on the team ... set career bests in every offensive category in 1994 ... attended the Fall Instructional League ... spent all of 1993 at South Bend ... split 1992 between Class A Utica and Class A South Bend ... combined to hit .248 over 63 games ... ranked second at Rookie Sarasota with 13 stolen bases in 1991.

YEAR	CLUB	AVG	G	AB	R	H	TB	2B	3B	HR	RBI	SH	SF	HB	BB	SO	SB	CS	E
1991	Sarasota (GCL)	.221	44	136	21	30	33	3	0	0	11	1	0	4	17	29	13	2	3
1992	Utica	.273	28	88	15	24	39	1	4	2	12	1	0	11	26	3	7	0	
	South Bend	.228	35	114	19	26	39	8	1	1	9	3	1	4	10	37	2	3	3
1993	South Bend	.238	122	411	52	98	122	14	5	0	30	2	5	6	27	101	19	10	4
1994	Prince William	.248	131	468	66	116	183	15	*17	6	48	2	0	8	60	101	22	10	6
MINOR TOTALS		.242	360	1217	193	294	416	41	27	9	110	9	7	22	125	294	59	32	16

*Led League

CANCEL, DAVID

Position: Outfielder

Height: 5-11 **Bats:** Switch **Born:** March 3, 1974, Mayaguez, P.R.

Weight: 168 **Throws:** Right **Resides:** San Sebastian, P.R.

Recommended/Signed By: Doug Laumann/Paul Provas (White Sox)

How Obtained: Selected in the 14th round, June 1994 free agent draft.

Personal Background: Played college baseball at Indian Hills Junior College ... hit .347 (43-124) with nine home runs and stole 18 bases in 1994 ... scored 37 runs and drove in 33 ... Sox also selected teammate Brian Drent in the 13th round.

Pro Career: Led Rookie Sarasota with three home runs ... hit first homer on 6/28/94.

YEAR	CLUB	AVG	G	AB	R	H	TB	2B	3B	HR	RBI	SH	SF	HB	BB	SO	SB	CS	E
1994	Sarasota (GCL)	.198	45	131	12	26	46	5	3	3	14	0	1	0	11	28	9	1	0

CAPPUCCIO, CARMINE

Position: Outfielder

Height: 6-3 **Bats:** Left **Born:** February 1, 1970, Everett, Mass.

Weight: 200 **Throws:** Right **Resides:** Malden, Mass.

Recommended/Signed By: Mark Bernstein/Guy Mader (White Sox)

How Obtained: Selected in ninth round, June 1992 free agent draft.

Personal Background: Was an NCAA Division II All-America pick in 1992 at Rollins College ... is the all-time leading hitter at Rollins with a .371 batting average ... played all nine positions and was winning pitcher in a 4-3 win over Lynn University on 5/8/92.

Pro Career: Ranked seventh in the organization and ninth in the Carolina League with a .292 (117-401) batting average ... his 30 doubles were sixth among Sox minor leaguers and ranked fifth in the league ... ranked third in the organization with a .461 slugging percentage ... was named to the CL's midseason All-Star Team ... was named to the Midwest League's postseason All-Star squad in 1993 ... finished fourth in the MWL's batting race (.305) ... split 1992 between Class A Utica and Class A South Bend.

YEAR	CLUB	AVG	G	AB	R	H	TB	2B	3B	HR	RBI	SH	SF	HB	BB	SO	SB	CS	E
1992	Utica	.273	22	88	15	24	32	4	2	0	13	0	1	1	6	19	5	0	1
	South Bend	.291	49	182	23	53	86	8	2	0	19	1	1	1	21	21	2	3	2
1993	Sarasota (FSL)	.189	24	90	9	17	26	2	1	12	0	0	0	4	10	3	0	0	0
	South Bend	.305	101	383	59	117	165	26	5	4	52	0	1	6	42	56	2	6	7
1994	Prince William	.292	101	401	71	117	185	30	1	12	60	2	4	9	25	53	8	4	5
MINOR TOTALS		.287	297	1144	177	328	474	71	12	17	156	3	7	17	98	150	20	13	15

CARONE, RICK

Position: Catcher

Height: 6-0 **Bats:** Right **Born:** January 17, 1971, Chicago, Ill.

Weight: 195 **Throws:** Right **Resides:** Arlington, Texas

Recommended/Signed By: Mark Bernstein/Warren Hughes (White Sox)

How Obtained: Selected in the 19th round, June 1993 free agent draft.

Personal Background: Played for Ole Miss in 1993 ... led Rebels with 29 walks ... attended Illinois State University as a freshman and Triton Junior College as a sophomore ... at Triton in 1992 he stole 20 bases in 23 attempts, including five in one game.

Pro Career: Caught 48 games at Class A Hickory ... hit grand slam in win at Savannah on 7/19/94 ... homered once every 29.9 at-bats (7 HR/209 AB), second on the team to Harold Williams (1:22.3) ... 18 of his 50 hits went for extra bases ... made his pro debut in 1993 at Rookie Sarasota.

YEAR	CLUB	AVG	G	AB	R	H	TB	2B	3B	HR	RBI	SH	SF	HB	BB	SO	SB	CS	E
1993	Sarasota (GCL)	.239	27	88	12	21	33	4	1	2	14	2	1	1	8	19	2	0	2
1994	Hickory	.239	67	209	37	50	83	10	1	7	37	1	1	3	33	54	1	1	3
MINOR TOTALS		.239	94	297	49	71	116	14	2	9	51	3	2	4	41	73	3	1	5

CASTILLO, CARLOS

Position: Pitcher

Height: 6-2 **Bats:** Right **Born:** April 21, 1975, Boston, Mass.

Weight: 220 **Throws:** Right **Resides:** Miami, Fla.

Recommended/Signed By: Mark Bernstein/Jose Ortega (White Sox)

How Obtained: Selected in the third round, June 1994 free agent draft.

Personal Background: Attended Southwest (Miami) High School ... selected as the team's Most Valuable Player in 1993 and 1994 ... holds school career records for wins (25), home runs (25) and RBI (108) ... hit .440 with eight home runs and 37 RBI in 1994 ... also notched a 13-1 record with a 1.25 ERA, 110 strikeouts and 20 walks in 1994 ... selected All-City in 1992-94 ... selected All-State in 1993 and 1994 ... named Pitcher of the Tournament at the Senior State All-Star Game ... attended same high school as major leaguer Andre Dawson.

Pro Career: Split his first season between Rookie Sarasota and Class A Hickory ... led Rookie Sarasota in ERA (2.59), starts (12) and IP (59.0) ... opponents batted just .238 ... went 2-0 at Hickory and did not allow a run in 12.0 IP ... allowed just three hits and two runs while striking out 17 with the Crawdads ... posted a combined strikeout-to-walk ratio of 6.2:1 (74 SO/12 BB) ... was named the organization's No. 9 prospect by *Baseball America* ... attended the Fall Instructional League.

YEAR	CLUB	W-L	PCT	ERA	G	GS	CG	SHO	SV	IP	H	R	ER	HR	HB	BB-I	SO	WP	BK
1994	Sarasota (GCL)	4-3	.571	2.59	12	12	0	0	0	59.0	53	20	17	4	2	10-0	57	3	4
	Hickory	2-0	1.000	0.00	3	1	0	0	0	12.0	3	0	0	0	1	2-0	17	0	0
MINOR TOTALS		6-3	.667	2.15	15	13	0	0	0	71.0	56	20	17	4	3	12-0	74	3	4

CHANTRES, CARLOS

Position: Pitcher

Height: 6-3 Bats: Right Born: April 1, 1976, Miami, Fla.

Weight: 175 Throws: Right Resides: Miami, Fla.

Recommended/Signed By: Mark Bernstein/Jose Ortega (White Sox)

How Obtained: Selected in the 12th round, June 1994 free agent draft.

Personal Background: Attended Columbus High School in Miami ... made 11 starts in senior year ... posted an 8-1 and 1.03 ERA with 103 strikeouts.

Pro Career: Tied for the team lead in appearances with 16 at Rookie Sarasota ... limited opposing hitters to .211 ... attended the Fall Instructional League.

YEAR	CLUB	W-L	PCT	ERA	G	GS	CG	SHO	SV	IP	H	R	ER	HR	HB	BB-I	SO	WP	BK
1994	Sarasota (GCL)	0-1	.000	3.60	16	2	0	0	1	35.0	26	21	14	2	3	13-0	29	6	1

CHRISTMAN, SCOTT

Position: Pitcher

Height: 6-3 Bats: Left Born: December 3, 1971, Miami, Ariz.

Weight: 195 Throws: Left Resides: Tualatin, Ore.

Recommended/Signed By: Ed Pebley/Gary Pellant (White Sox)

How Obtained: Selected in the first round (17th overall), June 1993 free agent draft.

Personal Background: Earned Pacific-10 Conference Player of the Year and *Collegiate Baseball* First Team All-America honors after going 14-1 with a 2.20 ERA (27 ER/110.2 IP) in 17 games (14 starts) for Oregon State University in 1993 ... ranked second in the nation in wins ... was just one victory short of the conference record (15) set by Washington State's John Olerud ... in three years at Oregon State, was 21-8 with a 3.21 ERA (90 ER/252.0 IP) in 53 games (29 starts).

Pro Career: Has a 3.27 ERA (50 ER/137.2 IP) in two professional seasons ... spent the 1994 season at Class A Prince William ... was named the organization's No. 7 prospect by *Baseball America* ... made pro debut in 1993, splitting the season between Rookie Sarasota and Class A Sarasota of the Florida State League ... combined to go 0-1 with one save, a 0.42 ERA (1 ER/21.2 IP) and 21 strikeouts ... posted a 3.75:1 strikeout-to-walk ratio and allowed 3.4 hits per 9.0 IP.

YEAR	CLUB	W-L	PCT	ERA	G	GS	CG	SHO	SV	IP	H	R	ER	HR	HB	BB-I	SO	WP	BK
1993	Sarasota (GCL)	0-0	.000	0.00	4	2	0	0	1	11.1	3	1	0	0	0	4-0	15	0	1
	Sarasota (FSL)	0-1	.000	0.87	2	2	0	0	0	10.1	5	4	1	0	1	5-0	6	1	1
1994	Prince William	6-11	.353	3.80	20	20	2	0	0	116.0	116	64	49	7	2	44-0	94	5	4
MINOR TOTALS		6-12	.333	3.27	26	24	2	0	1	137.2	124	69	50	7	3	53-0	115	5	6

CLEMONS, CHRIS

Position: Pitcher

Height: 6-4 Bats: Right Born: October 31, 1972, Baytown, Texas

Weight: 215 Throws: Right Resides: McGregor, Texas

Recommended/Signed By: Doug Laumann/Ken Stauffer (White Sox)

How Obtained: Selected as a supplemental choice between the first and second rounds, June 1994 free agent draft.

Personal Background: Was chosen with one of two draft picks the Sox received for Colorado's signing of free agent Ellis Burks after the 1993 season ... played college baseball at Texas A&M where he compiled a 5-5 record and 3.59 ERA (27 ER/67.2 IP) in 1994 ... was 18-8 with a 3.64 ERA (79 ER/195.1 IP) over three years ... pitched a complete-game shutout and struck out 11 in first start of 1994 to beat Arizona ... selected pre-season All-America in a poll of 21 major-league scouting directors by *Baseball America* ... named by same scouts as the No. 4 college pitching prospect for 1994.

Pro Career: Went 4-2 at Class A Hickory after making two appearances with Rookie Sarasota ... posted first professional victory on 7/14/94 at Charleston (S.C.) ... was 4-0 before suffering two losses ... allowed just two hits over 7.0 scoreless IP in victory on 8/17/94 at Charleston (W. Va.) ... attended the Fall Instructional League.

YEAR	CLUB	W-L	PCT	ERA	G	GS	CG	SHO	SV	IP	H	R	ER	HR	HB	BB-I	SO	WP	BK
1994	Sarasota (GCL)	0-1	.000	3.86	2	2	0	0	0	7.0	5	3	3	0	0	1-0	5	0	0
	Hickory	4-2	.667	4.41	12	12	0	0	0	69.1	74	37	34	5	5	18-0	42	6	0
MINOR TOTALS		4-3	.571	4.35	14	14	0	0	0	76.1	79	40	37	5	5	19-0	47	6	0

COSTELLO, FRED

Position: Pitcher

Height: 6-4 **Bats:** Right **Born:** October 1, 1966, Clearlake, Calif.

Weight: 190 **Throws:** Right **Resides:** San Bruno, Calif.

Recommended/Signed By: Tom Wheeler/Bill Hallauer/Walt Matthews (Astros)

How Obtained: Signed as a free agent by the White Sox, January 11, 1995.

Personal Background: Graduated from Oceana High School in San Bruno, Calif. ... worked as clubhouse attendant and bat boy for the San Francisco Giants while in high school.

Pro Career: Spent eight seasons in the Houston Astros organization before pitching for San Francisco's Class AAA affiliate in Phoenix in 1994 ... combined to post a career-high 14 wins in 1993, going 14-5 with a 3.32 ERA (53 ER/143.2 IP) ... moved to the bullpen in 1988 and led Class A Asheville in appearances (51) and saves (11) ... injury to his right shoulder limited him to five games in 1991 ... was on the disabled list from 4/21-6/2/89, 4/6-5/6/90, 5/25-6/3/90, 4/11-8/5/91 and 4/19-5/14/92 ... was originally selected by Houston in the fourth round of the June 1986 free agent draft.

YEAR	CLUB	W-L	PCT	ERA	G	GS	CG	SHO	SV	IP	H	R	ER	HR	HB	BB-I	SO	WP	BK
1986	Sarasota	4-5	.444	4.75	14	12	1	1	0	66.1	74	42	35	1	6	26-0	51	1	0
1987	Sarasota	5-7	.417	3.22	13	12	0	0	0	72.2	74	40	26	1	1	28-1	45	9	0
1988	Asheville	6-7	.462	3.55	51	0	0	0	11	78.0	75	34	30	5	3	31-2	64	2	1
1989	Columbus	4-5	.444	3.33	30	0	0	0	3	54.0	39	22	20	5	0	21-1	39	5	0
1990	Columbus	0-5	.000	4.17	35	5	0	0	7	45.1	54	31	21	4	1	23-3	39	6	2
1991	Osceola	1-0	1.000	7.50	5	0	0	0	0	6.0	8	5	5	2	0	3-0	5	0	0
1992	Osceola	1-2	.333	2.70	10	0	0	0	1	13.1	14	7	4	0	0	2-0	10	0	0
	Jackson	2-2	.500	2.70	36	0	0	0	0	53.1	51	22	16	3	0	13-3	35	2	0
1993	Jackson	8-3	.727	2.82	12	12	0	0	0	60.2	57	24	19	2	3	13-0	45	1	1
	Tucson	6-2	.750	3.69	14	14	0	0	0	83.0	92	42	34	6	6	33-1	36	1	0
1994	Phoenix	7-10	.412	5.30	34	14	0	0	2	113.2	141	80	67	10	4	39-2	52	7	1
MINOR TOTALS		44-48	.476	3.87	254	69	1	1	24	644.1	680	349	277	39	24	232-13	422	34	5

COTTO, HENRY

Position: Outfielder

Height: 6-2 **Bats:** Right **Born:** January 5, 1961, Bronx, N.Y.

Weight: 180 **Throws:** Right **Resides:** Davie, Fla.

Recommended/Signed By: Chicago Cubs

How Obtained: Signed as a free agent by the White Sox, January 7, 1995.

1994: Played for the Yomiuri Giants of the Japanese Central League, champions of the 45th Japan Series ... played with former major leaguers Dan Gladden and Jimmy Jones ... batted .251 (96-383) with 18 home runs and 52 RBI for the Giants.

Major League Highlights: Has eight years and 160 days of major-league service ... has been successful in 130-156 stolen base attempts over his career ... 83.3 percent success rate is tied for sixth among active major leaguers (minimum 100 stolen bases) ... owns a career .312 (44-141) pinch-hit batting average. **1993:** Began season with Seattle and was traded to Florida on 6/27 ... finished Mariners career as the team's all-time leader in pinch hits (38) and pinch-hit average (.392, 38-97) ... returned to the National League for the first time since 1984 ... homered in consecutive games on 7/6-7 at Colorado ... third homer came on 8/8 vs. Philadelphia ... appeared in 1,000th major-league game on 9/21. **1992:** Was successful in 92 percent (23-25) of his stolen base attempts to top the Mariners ... led American League with a .500 (9-18) average as a pinch hitter ... batted .395 (15-38) over season-high nine-game streak from 8/21-9/4 ... collected second career pinch-hit homer on 9/26 at Texas. **1991:** Led the AL with an 84.2 (16-19) stolen base percentage despite missing the last two months of the season with an injured right shoulder ... hit inside-the-park homer on 5/11 vs. Baltimore ... was 10-15 (.667) as a pinch hitter ... tied club record with four runs on 6/4 at Detroit ... tore rotator cuff in right shoulder when diving back into first base on 7/26 at Cleveland ... played three more games before going onto the disabled list on 8/3 ... underwent surgery following the season. **1990:** Had 12-game hitting streak from 5/16-27 (.348, 16-46) ... stole a career-high four bases on 6/23 at Texas ... led the AL in stolen base percentage (87.5, 21-24). **1989:** Hit a career-high nine home runs ... had only career two-homer game on 4/17 vs. Oakland ... homered on three consecutive pitches (8/1 vs. California, 8/6 vs. Oakland and 8/10 at California) ... posted nine assists. **1988:** Set personal highs in steals (27) ... named Mariners Player of the Month for April (.439 with two home runs and 12 RBI) ... was successful in first 17 stolen base attempts and 27 of 30 on the season. **1987:** Split season between Class AAA Columbus and the Yankees ... collected four RBI on 7/12 at Chicago, matching a career high. **1986:** Batted .348 in spring training to earn spot on Opening Day roster ... went 2-4 with two-run homer on 10/5 vs. Boston. **1985:** Opened season with the New York Yankees as defensive replacement ... hit first major-league home run on 10/6 at Toronto (off Bill Caudill). **1984:** Made major-league debut with the Chicago Cubs and led team outfielders with a .984 slugging percentage ... posted career-high 17-game hitting streak from 7/28-8/28 ... singled in only at-bat of National League Championship Series vs. San Diego ... also appeared as a defensive replacement and pinch runner in NLCS ... was traded to New York on 12/4/84.

Minor League Highlights: **1983:** Appeared in more than 100 games (104 at Class AAA Iowa) for the third consecutive season. **1982:** Led Texas League in stolen bases (52), total chances (333) and putouts (310) among outfielders. **1981:** Led the Midwest League in outfield assists (23) and batted .292 at Class A Quad City. **1980:** Was signed by the Chicago Cubs as a free agent on June 7.

Miscellaneous/Personal: Married Emily ... has two children: Henry Jr. (4/7/87) and Claudia (3/14/91) ... played baseball and basketball growing up and actually signed a contract to play professional basketball in Puerto Rico before deciding on a career in baseball.

YEAR	CLUB	AVG	G	AB	R	H	TB	2B	3B	HR	RBI	SH	SF	HB	BB	SO	SB	CS	E
1980	Sarasota (GCL)	.283	43	186	24	47	64	7	5	0	30	1	4	1	12	15	12	0	3
	Quad City	.282	19	78	9	22	25	1	1	0	5	0	0	0	4	10	8	1	4
1981	Quad City	.292	126	493	80	144	174	15	6	1	46	1	4	5	59	62	52	16	13
1982	Midland	.307	130	524	103	161	186	12	5	1	36	6	1	1	59	79	52	16	7
1983	Iowa	.261	104	426	52	111	138	7	10	0	35	7	2	4	35	67	32	17	7
	Iowa	.200	8	30	3	6	8	2	0	0	0	0	0	1	2	3	1	2	0
1984	CHICAGO (NL)	.274	105	146	24	40	45	5	0	0	8	3	0	1	10	23	9	3	2
	NEW YORK (AL)	.304	34	56	4	17	21	1	0	1	6	1	0	0	3	12	1	1	1
1985	Columbus	.257	75	272	38	70	111	16	2	7	36	1	3	2	19	61	10	4	2
	Columbus	.248	97	359	45	89	139	17	6	7	48	1	1	4	19	53	16	6	8
1986	NEW YORK (AL)	.213	35	60	11	17	23	3	0	1	6	0	1	0	2	17	3	0	0
	Columbus	.302	34	129	26	39	65	13	2	3	20	0	1	1	10	16	14	2	2
1987	NEW YORK (AL)	.235	68	149	21	35	60	10	0	5	20	0	0	1	6	35	4	2	1
	SEATTLE	.259	133	386	50	100	144	18	1	8	33	4	3	2	23	53	27	3	2
1988	SEATTLE	.264	100	295	44	78	120	11	2	9	33	0	0	3	12	44	10	4	2
	SEATTLE	.259	127	355	40	92	124	14	3	4	33	6	3	4	22	52	21	3	2
1991	SEATTLE	.305	66	177	35	54	82	6	2	6	23	2	1	2	10	27	16	3	2
	SEATTLE	.259	108	294	42	76	104	11	1	5	27	3	1	1	14	49	23	2	0
1993	SEATTLE	.190	54	105	10	20	27	1	0	2	7	1	0	1	2	22	5	4	1
	FLORIDA	.296	54	135	15	40	56	7	0	3	14	1	2	1	3	18	11	1	2
1994	Yonkers Giants	.251	—	383	45	96	166	16	0	18	52	—	—	—	—	—	—	—	—
MINOR TOTALS		.278	638	2477	380	689	910	90	37	19	256	17	16	19	219	358	203	64	57
A.L. TOTALS		.258	725	1897	257	489	705	75	9	41	188	17	9	14	94	311	110	22	11
N.L. TOTALS		.285	159	281	39	80	101	12	0	3	22	4	2	2	13	41	20	4	4
M.L. TOTALS		.261	1006	2178	296	569	806	87	9	44	210	21	11	16	107	352	130	26	15

*Led League

Italics indicates foreign or independent league; statistics not included in total lines.

COUGHLIN, KEVIN

Position: Outfielder

Height: 6-0 **Bats:** Left **Born:** September 7, 1970, Wheaton, Md.

Weight: 175 **Throws:** Left **Resides:** Frederick, Md.

Recommended/Signed By: Alex Cosmidis (White Sox)

How Obtained: Signed as free agent by White Sox, August 22, 1988.

Personal Background: Is a 1988 graduate of Damascus (Md.) High School, where he lettered in baseball and basketball.

Pro Career: Spent 1994 at Class AA Birmingham ... recorded two assists on one play in the fifth inning on 8/28/94 vs. Memphis ... combined to hit .313 (132-422) at two stops in 1993, the fourth-highest total in the organization ... was the organization's Player of the Month in July when he batted .427 at Class A Sarasota ... led the SaraSox in batting at .308 and on-base percentage at .370 ... appeared in midseason Florida State League All-Star Game ... had a five-hit game on 6/17/93 vs. Clearwater ... topped Class A South Bend in games (131) and walks (62) in 1991 ... led Class A Ulica with 17 stolen bases in 1990.

YEAR	CLUB	AVG	G	AB	R	H	TB	2B	3B	HR	RBI	SH	SF	HB	BB	SO	SB	CS	E
1989	Sarasota (GCL)	.257	24	74	11	19	21	2	0	0	13	0	0	0	12	8	9	2	0
1990	Ulica	.274	68	215	37	59	71	6	3	0	16	3	2	0	27	41	17	8	5
1991	South Bend	.304	131	431	60	131	147	12	2	0	38	19	3	2	62	67	19	17	4
1992	Sarasota (GCL)	.333	4	15	1	5	5	0	0	0	2	0	0	0	2	1	0	0	1
	Sarasota (FSL)	.271	81	291	39	79	91	7	1	1	28	8	1	2	22	51	14	4	1
1993	Sarasota (FSL)	.308	112	415	53	128	157	19	2	2	32	4	2	0	42	51	4	4	5
	Nashville	.571	2	7	0	4	5	1	0	0	3	0	0	0	1	0	0	0	0
1994	Birmingham	.257	112	369	51	95	105	10	0	0	26	4	4	3	40	42	5	8	4
MINOR TOTALS		.286	534	1817	252	520	602	57	8	3	156	38	12	7	207	262	68	43	20

Organization Player Of The Month

April	Scott Vollmer (Hickory)
May	Harold Williams (Hickory)
June	Scott Ruffcorn (Nashville)
July	Rich Pratt (Hickory)
August	Jeff Abbott (Hickory)

CRINE, DENNIS

Position: Pitcher

Height: 6-5 **Bats:** Right **Born:** August 28, 1974, Las Vegas, Nev.

Weight: 230 **Throws:** Right **Resides:** Henderson, Nev.

Recommended/Signed By: Ed Pebley/Mike Sgobba (White Sox)

How Obtained: Selected in the seventh round, June 1994 free agent draft.

Personal Background: Played collegiate baseball at Saddleback Junior College ... compiled a 10-4 record with a 2.18 ERA (28 ER/115.2 IP) in 1994 ... 10 wins ranked second in the school's single-season history ... ranks second in career victories with 15 ... ranks third in single-season (96) and career (152) strikeouts at the school ... was an honorable mention selection to the All-Orange Empire Conference team in 1993 ... selected first-team All-OEC in 1994.

Pro Career: Appeared at both Rookie Sarasota and Class A South Bend ... he was the only 1994 draft choice to play at South Bend ... attended the Fall Instructional League.

YEAR	CLUB	W-L	PCT	ERA	G	GS	CG	SHO	SV	IP	H	R	ER	HR	HB	BB-I	SO	WP	BK
1994	Sarasota (GCL)	1-4	.200	2.63	10	7	0	0	1	41.0	41	25	12	1	1	9-0	25	2	0
	South Bend	1-1	.500	2.37	6	1	0	0	0	19.0	19	5	5	1	2	5-1	8	1	0
MINOR TOTALS		2-5	.286	2.55	16	8	0	0	1	60.0	60	30	17	2	3	14-1	33	3	0

CRON, CHRIS

Position: Infielder

Height: 6-2 **Bats:** Right **Born:** March 31, 1964, Albuquerque, N.M.

Weight: 207 **Throws:** Right **Resides:** Placentia, Calif.

Recommended/Signed By: Atlanta Braves

Sox Acquisition: Signed as a free agent by the White Sox, January 15, 1995.

1994: Spent season with Cleveland's Class AAA affiliate at Charlotte ... hit a career-high 23 home runs ... has hit at least 14 home runs in each of the last seven seasons.

Major League Highlights: Has 41 days of major-league service. **1992:** Contract was purchased from Class AAA Vancouver on 9/17 after Pacific Coast League playoffs ... made first appearance with Sox on 9/18 as a pinch hitter ... had four pinch-hit at-bats and started one game at first base. **1991:** Appeared in six games with the Angels ... recalled from Class AAA Edmonton on 8/7 ... made major-league debut as a pinch-hitter 8/15 at Minnesota, flying out to right ... was optioned to Edmonton on 8/17 before recall on 9/25 ... collected first hit on 9/30 at Toronto vs. left-hander Jimmy Key.

Minor League Highlights: **1993:** Hit 22 home runs at Class AAA Nashville. **1992:** Led Pacific Coast League with 94 walks ... played 131 games at first base, eight at third and three in the outfield ... was recipient of the Charles Lubin Most Valuable Player Award at Vancouver. **1991:** Finished third in PCL with 22 home runs (fifth highest total in Trappers history) and tied for fifth with 91 RBI ... of his 22 home runs, 13 came with men on base, including a trio of three-run efforts ... batted .315 in the second half ... hit safely in 12 consecutive games from 7/28-8/19. **1990:** Spent entire season at Class AAA Edmonton, breaking left thumb on 8/5 ... missed remainder of the season and PCL playoffs ... despite injury, led the club in home runs (17), RBI (75) and strikeouts (92) and tied for the club lead in doubles (31) ... appeared in 91 games at first base, 11 at third base and four as designated hitter ... hit all of his club-leading 17 home runs as a first baseman ... led PCL with three grand slams. **1989:** Set career highs in all offensive categories while spending the entire season at Class AA Midland. **1988:** Collected 84 RBI with a .373 on-base percentage at Class A Palm Springs. **1987:** Split season between Palm Springs and Class A Quad City in first season with Angels after signing as a free agent in January. **1986:** Batted .208 with Atlanta's Class A team in Durham. **1985:** Appeared in 119 games at Class A Sumter. **1984:** Began professional career at Rookie Pulaski ... had a .468 on-base percentage and a .623 slugging percentage ... was selected by the Atlanta Braves in the secondary phase of the January free agent draft.

Miscellaneous/Personal: Married Linda Zucchero ... has one child: Christopher Jr. (C.J., 1/5/90) ... attended El Dorado (Calif.) High School and Santa Ana (Calif.) J.C.

YEAR	CLUB	AVG	G	AB	R	H	TB	2B	3B	HR	RBI	SH	SF	HB	BB	SO	SB	CS	E
1984	Pulaski	.368	32	114	22	42	71	8	0	7	37	0	2	6	17	20	2	0	5
1985	Sumter	.240	119	425	53	102	143	20	0	7	59	0	1	18	51	98	5	2	25
1986	Durham	.208	90	265	26	55	133	10	0	7	34	2	2	6	29	60	0	2	9
1987	Palm Springs	.272	26	92	6	25	34	3	0	2	9	1	2	2	9	27	2	2	8
	Quad City	.275	111	358	53	110	165	20	1	11	62	0	1	17	44	88	1	3	36
1988	Palm Springs	.251	127	457	71	117	203	28	3	14	84	2	6	27	68	147	4	3	31
1989	Midland	.301	128	491	80	148	250	33	3	22	103	1	6	14	39	126	0	1	17
1990	Edmonton	.287	104	401	54	115	197	31	0	17	75	1	5	5	28	92	7	5	7
1991	Edmonton	.293	123	461	74	135	223	21	1	22	91	2	11	10	47	103	6	5	22
	CALIFORNIA	.133	6	15	0	2	2	0	0	0	0	0	0	2	5	0	0	0	0
1992	Vancouver	.278	141	500	76	139	216	29	0	16	81	2	3	17	*94	111	12	4	17
	WHITE SOX	.000	6	10	0	0	0	0	0	0	0	0	0	0	4	0	0	0	1
1993	Nashville	.257	126	460	69	118	211	27	0	22	68	3	4	8	61	114	2	1	13
1994	Charlotte	.231	103	350	50	81	171	19	1	23	72	0	1	11	33	105	1	1	3
MINOR TOTALS		.268	1229	4424	634	1186	1963	249	9	170	775	14	44	141	520	1091	42	29	193
A.L. TOTALS		.080	12	25	0	2	2	0	0	0	0	0	0	0	2	9	0	0	1
M.L. TOTALS		.080	12	25	0	2	2	0	0	0	0	0	0	0	2	9	0	0	1

* Led League

CRUZ, NELSON

Position: Pitcher

Height: 6-1 Bats: Right Born: September 13, 1972, D.R.

Weight: 175 Throws: Right Resides: Miami, Fla.

Recommended/Signed By: Jose Ortega (White Sox)

How Obtained: Signed as a free agent by the White Sox, December 10, 1994.

Pro Career: Played in the Montreal Expos organization from 1990-92, appearing at Class A West Palm Beach of the Gulf Coast League in 1991 ... was released by Montreal on 3/27/92.

YEAR	CLUB	W-L	PCT	ERA	G	GS	CG	SHO	SV	IP	H	R	ER	HR	HB	BB-I	SO	WP	BK
1991	Expos	2-4	.333	2.42	12	8	1	1	0	48.1	40	18	13	1	2	19-0	34	2	3

DAVIS, JOHN

Position: Pitcher

Height: 6-7 Bats: Right Born: January 5, 1963, Chicago, Ill.

Weight: 215 Throws: Right Resides: Rancho Mirage, Calif.

Recommended/Signed By: Kansas City Royals

How Obtained: Signed as a free agent by the White Sox, January 23, 1995.

Major League Highlights: Has one year and 115 days of major-league service. **1989:** Appeared in four contests with the White Sox after his contract was purchased from Class AAA Vancouver on 6/19 ... tossed 4.0 IP in his first outing on 6/20 at New York, yielding two runs and matching a career high with four strikeouts ... earned his fourth career save in that game ... was optioned back to Vancouver on 7/16. **1988:** His 34 appearances (one start) with the White Sox ranked fourth on the team ... picked up his only save on 5/1 vs. Baltimore ... posted a 1.80 ERA (4 ER/20.0 IP) over his first 12 games ... was optioned to Vancouver on 6/4 ... was recalled on 7/7 and earned a win vs. Boston on 7/8 ... was optioned back to Vancouver on 8/1 before being recalled for the second time on 8/16 ... surrendered his first home run in 48.0 career IP to California's Jack Howell on 4/12 ... made his only career start on 5/25 vs. Cleveland when Jerry Reuss was stricken with the flu. **1987:** Was recalled by Kansas City on 7/22 and made his major-league debut on 7/24 at Baltimore ... earned his first major-league victory on 8/9 at Boston, allowing three hits in 6.2 IP of relief, his longest outing of the season ... did not issue a walk while striking out a season-high four in that game ... was 3-0 with a 1.25 ERA (3 ER/21.2 IP) following a win vs. Texas on 8/27 ... picked up his first career save on 8/19 at Texas ... suffered first career loss on 9/6 vs. Chicago ... did not allow a home run and limited the opposition to two or fewer earned runs in all 27 games.

Minor League Highlights: **1991:** Appeared in five games for Atlanta's Class AAA affiliate in Richmond. **1990:** Spent the season in the San Diego organization at Class AAA Las Vegas of the Pacific Coast League ... went 2-4 with a 4.34 ERA (36 ER/74.2 IP) in 18 games. **1989:** Began the season at Class AAA Vancouver of the Pacific Coast League, where he went 4-3 with a 2.37 ERA (13 ER/49.1 IP) and 11 saves in 35 relief outings ... ERA ranked third on the staff ... averaged 10.4 strikeouts per 9.0 IP (57 SO/49.1 IP). **1988:** Posted a 3.18 ERA (6 ER/17.0 IP) in two stints at Vancouver. **1987:** Compiled a 4-3 record with a 2.66 ERA (15 ER/50.2 IP) and seven saves at Omaha before being promoted to Kansas City on 7/22 ... averaged 7.9 strikeouts per 9.0 IP (44 SO/50.2 IP). **1986:** Was moved to the bullpen as he split time between Class AA Memphis of the Southern League and Class AAA Omaha of the American Association ... 36 of his 41 outings at Memphis came in relief ... ranked second on the team with eight saves ... was promoted to Omaha for the playoff drive and appeared in two contests. **1985:** Spent the season at Memphis, making a career-high 27 starts. **1984:** Made 25 starts at Class A Fort Myers of the Florida State League. **1983:** Spent the season at Class A Charleston of the South Atlantic League. **1982:** Posted a 7-1 record in 14 games (all starts) at Rookie Butte of the Pioneer League. **1981:** Made his professional debut at Rookie Sarasota of the Gulf Coast League ... was drafted by Kansas City in the seventh round of the June free agent draft.

Miscellaneous/Personal: Married Misty ... graduated in 1981 from Centennial High School in Pueblo, Colo., where he earned All-Colorado honors in baseball and basketball ... helped lead basketball squad to an undefeated season ... father Millard Davis played professional basketball with the NBA's St. Louis Hawks in 1957-58.

YEAR	CLUB	W-L	PCT	ERA	G	GS	CG	SHO	SV	IP	H	R	ER	HR	HB	BB-I	SO	WP	BK
1981	Sarasota	2-2	.500	5.10	10	4	0	0	0	30.0	28	21	17	0	0	23-1	13	1	0
1982	Butte	7-1	.875	6.14	14	14	2	0	0	80.2	100	62	55	4	2	37-2	38	12	1
1983	Charleston	5-6	.455	6.58	20	11	4	1	0	78.0	104	64	57	5	1	40-0	46	7	0
1984	Fort Myers	7-11	.389	4.53	25	25	5	0	0	153.0	170	91	77	9	6	70-3	84	9	1
1985	Memphis	6-15	.286	5.39	27	27	4	0	0	160.1	186	113	96	13	11	75-4	103	7	2
1986	Memphis	6-6	.500	4.69	41	5	0	0	3	111.1	99	63	58	9	4	69-4	70	6	0
	Omaha	0-0	.000	4.50	2	0	0	0	1	2.0	2	1	1	0	1	1-0	1	0	0
1987	Omaha	4-3	.571	2.66	43	0	0	0	7	50.2	34	16	15	2	2	27-5	44	4	1
	KANSAS CITY	5-2	.714	2.27	27	0	0	0	2	43.2	29	13	11	0	2	26-4	24	2	0
1988	WHITE SOX	2-5	.286	6.64	34	1	0	0	1	63.2	77	58	47	5	4	50-10	37	6	3
	Vancouver	1-0	1.000	3.18	15	0	0	0	5	17.0	14	7	6	0	0	4-0	9	1	0
1989	Vancouver	4-3	.571	2.37	35	0	0	0	11	49.1	33	24	13	2	3	33-2	57	8	1
	WHITE SOX	0-1	1.000	4.50	4	0	0	0	1	6.0	5	5	3	2	0	2-0	5	0	0
1990	Las Vegas	2-4	.333	4.34	18	11	1	0	1	74.2	68	40	36	3	8	43-0	68	8	0
1991	Richmond	0-1	.000	9.00	5	0	0	0	0	8.0	11	9	8	1	0	6-3	6	1	0
MINOR TOTALS		44-51	.463	4.81	250	97	16	1	33	807.0	838	502	431	47	38	422-21	535	62	6
A.L. TOTALS		7-8	.467	4.84	65	1	0	0	4	113.1	111	76	61	7	6	78-14	66	8	3
M.L. TOTALS		7-8	.467	4.84	65	1	0	0	4	113.1	111	76	61	7	6	78-14	66	8	3

DE LA ROSA, RAUL

Position: Pitcher

Height: 6-2 Bats: Right Born: June 3, 1976, El Seybo, D.R.
 Weight: 168 Throws: Right Resides: San Pedro de Macoris, D.R.
 Recommended/Signed By: Juan Bernhardt (White Sox)
 How Obtained: Signed as a free agent by the White Sox, January 22, 1995.
 Pro Career: 1995 will be his first season in professional baseball.

DIXON, JIM

Position: Pitcher

Height: 6-3 Bats: Right Born: October 7, 1972, Anchorage, Alaska
 Weight: 210 Throws: Right Resides: Raton, N.M.
 Recommended/Signed By: Ed Pebley/Mike Sgobba (White Sox)
 How Obtained: Selected in the 24th round, June 1993 free agent draft.
 Personal Background: Played at New Mexico State University in 1993 ... was second on team in starts (13), IP (85.2) and strikeouts (55).
 Pro Career: Split 1994 between Class A Hickory and Class A Prince William ... was 3-0 with a 2.75 ERA (6 ER/19.2 IP) in seven relief appearances in July ... appeared at Rookie Sarasota and Class A South Bend in 1993.

YEAR	CLUB	W-L	PCT	ERA	G	GS	CG	SHO	SV	IP	H	R	ER	HR	HB	BB-I	SO	WP	BK
1993	Sarasota (GCL)	0-1	.000	0.90	3	0	0	0	0	10.0	8	2	1	0	0	1-0	7	0	0
	South Bend	0-0	.000	4.85	10	0	0	0	0	13.0	17	8	7	1	1	5-0	10	2	0
1994	Hickory	5-4	.556	3.64	24	10	0	0	1	99.0	114	56	40	12	9	28-0	73	6	1
	Prince William	1-1	.500	6.63	6	1	1	0	0	19.0	21	14	14	2	0	10-1	13	1	2
MINOR TOTALS		6-6	.500	3.96	43	11	1	0	1	141.0	160	82	62	15	10	44-1	103	9	3

DRENT, BRIAN

Position: Outfielder

Height: 6-3 Bats: Right Born: July 27, 1973, Sibley, Iowa
 Weight: 205 Throws: Right Resides: Worthington, Minn.
 Recommended/Signed By: Doug Laumann/Paul Provas (White Sox)
 How Obtained: Selected in the 13th round, June 1994 free agent draft.
 Personal Background: Played collegiate baseball at Indian Hills Junior College where he batted .284 (33-116) with 33 runs, 10 home runs and 34 RBI in 1994 ... Sox also selected teammate David Cancel in the 14th round.
 Pro Career: Made his professional debut with Rookie Sarasota in 1994.

YEAR	CLUB	AVG	G	AB	R	H	TB	2B	3B	HR	RBI	SH	SF	HB	BB	SO	SB	CS	E
1994	Sarasota (GCL)	.186	31	70	6	13	20	2	1	1	4	1	0	0	11	25	2	5	6

DROLL, JEFF

Position: Pitcher

Height: 6-5 Bats: Right Born: February 2, 1971, Phillipsburg, Pa.
 Weight: 205 Throws: Right Resides: Bigler, Pa.
 Recommended/Signed By: Ron Rizzi (Brewers)
 How Obtained: Signed as a free agent by the White Sox, February 15, 1994.
 Personal Background: Attended Allegany (Md.) Junior College.
 Pro Career: Was drafted by Milwaukee in the eighth round of the June 1992 free agent draft ... pitched at Class A Hickory and Class A South Bend in 1994.

YEAR	CLUB	W-L	PCT	ERA	G	GS	CG	SHO	SV	IP	H	R	ER	HR	HB	BB-I	SO	WP	BK
1992	Helena	0-1	.000	14.21	9	0	0	0	0	12.2	20	24	20	1	1	18-0	8	5	1
1993	Beloit	0-3	.000	7.64	4	4	0	0	0	17.2	32	20	15	2	2	8-0	5	2	0
	Helena	0-2	.000	2.16	4	2	0	0	0	8.1	9	5	2	0	0	2-0	11	1	0
1994	Hickory	1-1	.500	3.86	12	0	0	0	0	21.0	24	11	9	1	2	12-0	22	2	0
	South Bend	0-0	.000	4.00	20	0	0	0	4	27.0	22	13	12	1	0	20-0	15	4	0
MINOR TOTALS		1-7	.125	6.02	49	6	0	0	4	86.2	107	73	58	5	5	60-0	61	14	1

DUNCAN, SEAN

Position: Pitcher

Height: 6-3 **Bats:** Left **Born:** June 9, 1973, Homestead, Fla.

Weight: 180 **Throws:** Left **Resides:** Arlington, Texas

Recommended/Signed By: Mark Bernstein/Jose Ortega (White Sox)

How Obtained: Selected in the 15th round, June 1994 free agent draft.

Personal Background: Was also drafted by the White Sox in the 36th round of the 1991 free agent draft and by the New York Yankees in the 28th round in 1992 ... played at McClennan Community College in Waco, Texas in 1992 and 1993 ... selected National Junior College All-Star in 1992 ... hit .380 with 11 homers and 45 RBI in 1992 ... was an all-conference selection in 1992 and 1993 ... played for the University of Miami in 1994 and was converted to a pitcher ... helped the Hurricanes reach the College World Series.

Pro Career: Appeared in 23 games with Rookie Sarasota and Class A Hickory ... combined to limit opposing batters to a .205 (27-132) average ... struck out 35 in 37.0 IP.

YEAR	CLUB	W-L	PCT	ERA	G	GS	CG	SHO	SV	IP	H	R	ER	HR	HB	BB-I	SO	WP	BK
1994	Sarasota (GCL)	0-1	.000	1.50	16	0	0	0	2	24.0	18	5	4	1	0	6-1	21	3	0
	Hickory	0-0	.000	4.15	7	0	0	0	0	13.0	9	7	6	1	0	7-0	14	0	0
MINOR TOTALS		0-1	.000	2.43	23	0	0	0	2	37.0	27	12	10	2	0	13-1	35	3	0

DURSO, JOE

Position: Catcher

Height: 6-2 **Bats:** Right **Born:** January 3, 1971, New York, N.Y.

Weight: 200 **Throws:** Right **Resides:** Glendale, N.Y.

Recommended/Signed By: Toronto Blue Jays

How Obtained: Selected in the 1994 Rule 5 Minor League Draft.

Personal Background: Attended Long Island University.

Pro Career: Named to the South Atlantic League All-Star Team at Class A Hagerstown ... ranked second in the SAL in on-base percentage (.400) and third in batting average (.304) ... batted .354 (23-65) in May, .341 (14-41) in April and .337 (31-92) with 25 RBI in August ... was a .314 hitter (61-194) on the road ... collected 33 multihit and 17 multiRBI games ... posted consecutive three-hit games on 4/16-17 at Spartanburg ... was 2-4 with a home run, three RBI and three runs scored on 5/11 at Greensboro ... batted .324 with eight home runs and 30 RBI in 43 games at Class A St. Catherine's in 1993 ... was originally signed by Toronto as a free agent on 6/27/92.

YEAR	CLUB	AVG	G	AB	R	H	TB	2B	3B	HR	RBI	SH	SF	HB	BB	SO	SB	CS	E
1992	Dunedin (GCL)	.299	25	67	6	20	25	3	1	0	10	0	0	0	11	9	0	1	3
	Dunedin (FSL)	.250	4	8	0	2	2	0	0	0	0	0	0	0	2	2	0	0	1
	Knoxville	.188	6	16	0	3	3	0	0	0	2	0	0	0	2	8	0	0	1
1993	Hagerstown	.171	15	41	3	7	9	2	0	0	5	0	0	0	4	9	0	0	1
	St. Catherine's	.324	43	145	20	47	79	6	1	8	30	0	2	3	14	21	1	1	1
1994	Hagerstown	.304	104	382	77	116	180	25	3	11	67	1	2	2	61	66	6	2	3
MINOR TOTALS		.296	197	659	106	195	298	36	5	19	114	1	4	5	94	115	7	4	10

EVANS, JASON

Position: Outfielder

Height: 5-11 **Bats:** Switch **Born:** February 11, 1971, Beaufort, S.C.

Weight: 185 **Throws:** Right **Resides:** Los Angeles, Calif.

Recommended/Signed By: Marti Wolever/Dave Owen (White Sox)

How Obtained: Selected in the 12th round, June 1992 free agent draft.

Personal Background: Named First Team All-Big Eight Conference at Oklahoma State University in 1992 ... batted .307 with eight home runs, 49 RBI and 20 multihit games ... collected four hits, including a home run, in the Cowboys' win over UCLA in the NCAA Midwest Regional Final in 1992 ... was the fourth-round selection of the Chicago Cubs in the June 1989 free agent draft.

Pro Career: Was named to the Midwest League's midseason All-Star Team and went 2-4 with an RBI in the game ... batted .354 (35-99) in May and .321 (26-81) in August ... was Player of the Week in the MWL (5/15-21) ... at one point was 10-11 (.909) with eight RBI during the week ... was 12-26 (.462) with seven runs scored and 12 RBI in the week ... posted consecutive four-RBI games on 5/16/94 vs. Cedar Rapids and 5/18/94 at Appleton ... collected season-high five hits on 5/18/94 at Appleton ... hit safely in 12 consecutive games from 7/30-8/13/94 (.419, 18-43) ... started 61 games at Class A Hickory in 1993, 38 in the outfield ... batted .269 in his pro debut at Class A Utica in 1992.

YEAR	CLUB	AVG	G	AB	R	H	TB	2B	3B	HR	RBI	SH	SF	HB	BB	SO	SB	CS	E
1992	Utica	.269	32	119	15	32	42	4	1	1	22	0	1	2	13	17	4	1	16
1993	Hickory	.212	82	274	26	56	69	6	1	1	29	3	3	2	31	56	11	4	17
1994	South Bend	.265	97	355	53	94	133	15	3	6	48	8	5	2	47	70	8	8	7
MINOR TOTALS		.246	211	748	94	184	244	25	5	8	99	11	9	6	91	143	23	13	40

EYRE, SCOTT

Position: Pitcher

Height: 6-1 **Bats:** Left **Born:** May 30, 1972, Inglewood, Calif.

Weight: 160 **Throws:** Left **Resides:** West Valley, Utah

Recommended/Signed By: Tim Hallgren (Rangers)

How Obtained: Was acquired from the Texas Rangers in exchange for Esteban Beltre, March 28, 1994.

Personal Background: Graduated from Cyprus High School in Magna, Utah in 1990 ... attended Southern Idaho.

Pro Career: Appeared in 19 games at Class A South Bend before his season ended due to an arm injury ... his 111 strikeouts ranked third on the team ... has averaged 9.6 strikeouts per 9.0 IP over his professional career (359 SO/336.0 IP) ... was 4-0 with a 1.37 ERA (8 ER/52.2 IP) at home ... was 5-0 with a 4.25 ERA (20 ER/42.1 IP) in July ... last start came on 8/4/94 vs. Appleton ... struck out seven or more in 11 of 18 starts, including eight straight from 6/24-7/30/94 ... struck out season-high 10 in 6.1 IP on 7/30/94 at Beloit ... struck out nine in tossing a complete-game four-hitter on 7/3/94 vs. Clinton ... led Class A Charleston in victories (11) and strikeouts (154) in 1993 ... led Class A Butte in ERA (2.90), strikeouts (94), IP (80.2) and starts (14) in 1992 ... seven wins tied for the club lead ... his 94 strikeouts set a Rangers' rookie league record.

YEAR	CLUB	W-L	PCT	ERA	G	GS	CG	SHO	SV	IP	H	R	ER	HR	HB	BB-I	SO	WP	BK
1992	Butte	7-3	.700	2.90	15	14	2	1	0	80.2	71	30	26	6	4	39-0	94	6	1
1993	Charleston	11-7	.611	3.45	26	26	0	0	0	143.2	115	74	55	6	6	59-1	154	2	1
1994	South Bend	8-4	.667	3.47	19	18	2	0	0	111.2	108	56	43	7	3	37-0	111	8	3
MINOR TOTALS		26-14	.650	3.32	60	58	4	1	0	335.0	294	160	124	19	13	135-1	359	16	5

FEREIRA, MARCOS

Position: Pitcher

Height: 6-3 **Bats:** Right **Born:** December 13, 1974, Valencia, Venezuela

Weight: 210 **Throws:** Right **Resides:** Valencia, Venezuela

Recommended/Signed By: Alberto Rondon (White Sox)

How Obtained: Signed as a free agent by the White Sox, July 23, 1991.

Pro Career: Made professional debut at Rookie Sarasota, appearing in 11 games ... spent 1993 in the Dominican Summer League.

YEAR	CLUB	W-L	PCT	ERA	G	GS	CG	SHO	SV	IP	H	R	ER	HR	HB	BB-I	SO	WP	BK
1994	Sarasota (GCL)	1-3	.250	6.38	11	1	0	0	1	18.1	20	13	13	2	1	10-5	6	0	0

FLETCHER, PAUL

Position: Pitcher

Height: 6-0 **Bats:** Left **Born:** December 9, 1969, Charleston, Ill.

Weight: 195 **Throws:** Left **Resides:** Alpharetta, Ga.

Recommended/Signed By: Will Rootershire (Royals)

How Obtained: Signed as a free agent by the White Sox, March 10, 1995.

Personal Background: Following 1994 season, remained in Parkersburg, W.Va. and worked as a radio disc jockey at WMIX until January ... handled play-by-play duties for area high school football games ... attended the University of Tennessee and majored in speech communications ... named all Southeastern Conference as a starting pitcher in 1990 ... held three school single-season records when he left (since broken) ... named Pitcher of the Week in the Cape Cod League in 1990 ... travelled to Cuba with a national team in 1989 ... played at DeKalb Community College for two seasons ... was named Georgia State Most Valuable Player in 1989 ... graduated from Milton High School in Alpharetta, Ga. in 1988 ... has assisted father, Jim, who coaches Banneker High School along with former major leaguers Larry Bradford and Terry Harper.

Pro Career: Was drafted by Kansas City in the 24th round of the 1991 June free agent draft ... made pro debut at Class A Eugene in 1991 ... was released during spring training of 1992 ... pitched for Ohio Valley of the Independent Frontier League in 1994.

YEAR	CLUB	W-L	PCT	ERA	G	GS	CG	SHO	SV	IP	H	R	ER	HR	HB	BB-I	SO	WP	BK
1991	Eugene	2-6	.250	4.34	16	9	0	0	0	64.1	81	45	31	7	4	23-0	58	3	1
1994	Ohio Valley	6-2	.750	2.52	19	8	2	0	2	61.0	45	22	17	1	2	29-0	59	5	0

Italics indicates foreign or independent league.

FORBES, ADAM

Position: Pitcher

Height: 6-3 **Bats:** Left **Born:** January 27, 1975, Sydney, Australia

Weight: 175 **Throws:** Left **Resides:** Cambridge Park, Australia

Recommended/Signed By: Warren Hughes (White Sox)

How Obtained: Signed as a free agent by the White Sox, Feb. 17, 1993.

Personal Background: One of two Australian natives in White Sox organization.

Pro Career: Struck out 29 in 33.2 IP at Rookie Sarasota ... posted 2.94 ERA (11 ER/33.2 IP) in 12 games ... named Gulf Coast League Pitcher of the Week on 6/19-25 ... made debut with Rookie Sarasota in 1993 ... struck out 16 in 11.2 IP.

YEAR	CLUB	W-L	PCT	ERA	G	GS	CG	SHO	SV	IP	H	R	ER	HR	HB	BB-I	SO	WP	BK
1993	Sarasota (GCL)	0-1	.000	2.31	7	0	0	0	1	11.2	4	5	3	0	0	4-1	16	0	0
1994	Sarasota (GCL)	2-3	.400	2.94	12	2	0	0	0	33.2	35	14	11	1	1	21-0	29	2	1
MINOR TOTALS		2-4	.333	2.78	19	2	0	0	1	45.1	39	19	14	1	1	25-1	45	2	1

FORD, JACK

Position: Pitcher

Height: 6-0 **Bats:** Left **Born:** November 30, 1971, Mayfield, Ky.

Weight: 170 **Throws:** Left **Resides:** Paris, Texas

Recommended/Signed By: Dave Holliday (Pirates)

How Obtained: Signed as a free agent by the White Sox, January 16, 1995.

Personal Background: Attended Southwest Texas State University.

Pro Career: Spent 1992 and 1993 in the Pittsburgh Pirates organization after being drafted in the 35th round of the June 1992 free agent draft ... was released by Pittsburgh on 4/1/94 ... pitched for Winnipeg of the independent Northern League in 1994 and finished seventh in the league in ERA (3.03).

YEAR	CLUB	W-L	PCT	ERA	G	GS	CG	SHO	SV	IP	H	R	ER	HR	HB	BB-I	SO	WP	BK
1992	Bradenton	1-2	.333	6.75	16	0	0	0	2	28.0	41	26	21	0	0	9-0	32	0	1
	Welland	0-0	.000	10.80	2	0	0	0	0	1.2	4	2	2	1	0	3-0	1	0	0
1993	Bradenton	0-0	.000	0.00	6	0	0	0	1	7.0	2	0	0	0	0	3-0	9	0	0
	Augusta	1-1	.500	2.49	31	0	0	0	2	43.1	42	17	12	1	0	11-1	40	2	0
1994	Winnipeg	6-5	.545	3.03	24	9	2	0	1	89.0	73	31	30	5	1	36-	99	9	-
MINOR TOTALS		2-3	.400	3.94	55	0	0	0	5	80.0	89	45	35	2	0	26-1	82	2	1

Italics indicates foreign or independent league; statistics not included in total lines.

FORDHAM, TOM

Position: Pitcher

Height: 6-2 **Bats:** Left **Born:** February 20, 1974, San Diego, Calif.

Weight: 210 **Throws:** Left **Resides:** El Cajon, Calif.

Recommended/Signed By: Ed Pebley/Mike Sgobba (White Sox)

How Obtained: Selected in the 11th round, June 1993 free agent draft.

Personal Background: Played baseball at Grossmont Junior College in El Cajon, Calif. ... was 7-5 with a 2.26 ERA for Grossmont in 1993, including five shutouts.

Pro Career: Split season between Class A Hickory and Class A South Bend ... combined was 14-9 with a 3.63 ERA (74 ER/183.2 IP) and 169 strikeouts ... ranked second in the organization in strikeouts, tied for third in victories and was fourth in IP ... was named the starting pitcher in the South Atlantic League All-Star Game ... was SAL Pitcher of the Week twice (5/1-7/94 and 5/15-21/94) ... struck out a season-high 13 on 5/5/94 at Greensboro, tying franchise record ... also struck out 12 in consecutive starts (5/20/94 at Spartanburg and 5/25/94 vs. Capital City) ... was 7-1 with a 2.12 ERA (14 ER/59.1 IP) at home in Hickory ... won five straight decisions from 5/5-5/31/94 ... was 3-0 with a 2.35 ERA (8 ER/30.2 IP) in four July starts at South Bend after being promoted ... tossed complete-game, two-hit shutout on 7/21/94 vs. Quad City ... struck out seven without issuing a walk ... attended the Fall Instructional League ... made three stops within the organization in 1993 ... combined to go 5-4 with a 3.25 ERA (23 ER/63.2 IP).

YEAR	CLUB	W-L	PCT	ERA	G	GS	CG	SHO	SV	IP	H	R	ER	HR	HB	BB-I	SO	WP	BK
1993	Sarasota (GCL)	1-1	.500	1.80	3	0	0	0	0	10.0	9	2	2	0	0	3-0	12	1	0
	Sarasota (FSL)	0-0	.000	0.00	2	0	0	0	0	5.0	3	1	0	0	0	3-2	5	1	1
	Hickory	4-3	.571	3.88	8	8	1	0	0	48.2	36	21	21	3	0	21-0	27	3	2
1994	Hickory	10-5	.667	3.14	17	17	1	1	0	109.0	101	47	38	10	3	30-1	121	5	4
	South Bend	4-4	.500	4.34	11	11	1	1	0	74.2	82	46	36	4	0	14-0	48	4	0
MINOR TOTALS		19-13	.594	3.53	41	36	3	2	0	247.1	231	117	97	17	3	71-3	213	14	7

FRARACCIO, DAN

Position: Third Baseman

Height: 5-11 **Bats:** Right **Born:** September 18, 1970, Long Island, N.Y.

Weight: 175 **Throws:** Right **Resides:** Bradenton, Fla.

How Obtained: Signed as free agent by the White Sox, June 17, 1992.

Personal Background: Played collegiate baseball at Miami-Dade North and Louisiana Tech University ... attended Cardinal Mooney High School in Sarasota, Fla.

Pro Career: Played in 26 games at Class A Prince William ... went 4-4 on 5/1/94 at Winston-Salem ... missed most of the season with a knee injury ... drove in 36 runs in 90 games between Class A Hickory and Class A South Bend in 1993 ... ranked third on the team with 52 games at Rookie Sarasota in 1992.

YEAR	CLUB	AVG	G	AB	R	H	TB	2B	3B	HR	RBI	SH	SF	HB	BB	SO	SB	CS	E
1992	Sarasota (GCL)	.208	52	149	19	31	38	5	1	0	8	1	1	4	5	18	5	7	12
1993	Hickory	.211	41	147	13	31	45	9	1	1	15	0	1	3	6	21	2	2	17
	South Bend	.274	49	135	23	37	47	10	0	0	21	1	1	3	6	29	0	1	10
1994	Prince William	.238	26	80	10	19	25	1	1	1	7	1	1	0	3	19	1	0	6
	Sarasota (GCL)	.500	3	2	0	1	1	0	0	0	0	0	0	0	1	1	0	0	0
MINOR TOTALS		.232	171	513	65	119	165	25	3	2	51	3	4	10	21	88	8	10	45

FRIEDRICH, STEVE

Position: Second Baseman

Height: 6-0 **Bats:** Right **Born:** May 29, 1973, Tucson, Ariz.

Weight: 175 **Throws:** Right **Resides:** Yorba Linda, Calif.

Recommended/Signed By: Ed Pebley/Mike Sgobba (White Sox)

How Obtained: Selected in the 13th round, June 1993 free agent draft.

Personal Background: Played at Fullerton Junior College in 1993 ... led Fullerton in hitting with a .365 mark, games played (40), RBI (23) and stolen bases (12).

Pro Career: Split season between Class A Hickory and the Butte Copper Kings of the Pioneer League (Co-op) ... made pro debut at Rookie Sarasota in 1993 ... appeared in at least one game at first base, second base, third base and shortstop.

YEAR	CLUB	AVG	G	AB	R	H	TB	2B	3B	HR	RBI	SH	SF	HB	BB	SO	SB	CS	E
1993	Sarasota (GCL)	.262	28	84	10	22	24	2	0	0	11	1	1	3	6	12	7	5	2
1994	Hickory	.161	29	87	8	14	22	5	0	1	10	3	2	1	8	35	0	1	7
	Butte	.271	51	203	27	55	22	9	5	3	31	3	2	1	12	60	6	1	0
MINOR TOTALS		.243	108	374	45	91	68	16	5	4	52	7	5	5	26	107	13	7	9

FRYMAN, TROY

Position: First Baseman

Height: 6-4 **Bats:** Left **Born:** February 10, 1971, Pensacola, Fla.

Weight: 195 **Throws:** Right **Resides:** Pensacola, Fla.

Recommended/Signed By: Dan Monzon/Rod Fridley (White Sox)

How Obtained: Selected in ninth round, June 1991 free agent draft.

Personal Background: Brother of Detroit Tigers' infielder Travis Fryman ... played baseball at Jefferson Davis Junior College.

Pro Career: Spent season at Class AA Birmingham, playing 103 games at first base ... led Southern League first basemen in fielding (.995) ... batted .285 (35-123) over his last 35 games to raise his average 23 points to .225 ... was selected SL Player of the Week for 7/25-31/94 when he batted .429 (12-28) with seven RBI ... hit grand slam on 6/8/94 vs. Chattanooga ... played in the Fall Instructional League and Arizona Fall League ... was the organization's Player of the Month in April 1993 when he hit .391 with seven home runs and 29 RBI at Class A South Bend ... was named to the midseason Midwest League All-Star Team ... hit three home runs on 4/24/93 vs. Kane County and added a triple for 15 total bases ... led all Sox first basemen with 87 RBI ... ranked third in the organization in RBI ... was Player of the Week on 4/18-24/93 at South Bend and 8/9-15/93 with Class A Sarasota ... ranked second at South Bend in 1992 with eight home runs, 26 doubles and 60 walks.

YEAR	CLUB	AVG	G	AB	R	H	TB	2B	3B	HR	RBI	SH	SF	HB	BB	SO	SB	CS	E
1991	Sarasota (GCL)	.231	7	26	2	6	9	3	0	0	3	0	1	0	4	7	1	0	0
	Utica	.242	52	178	23	43	66	15	1	2	16	1	2	1	14	45	1	0	9
1992	South Bend	.174	129	432	45	75	129	26	2	8	34	3	2	5	60	130	7	2	13
1993	South Bend	.318	51	173	34	55	95	7	8	7	41	0	4	3	33	45	2	0	3
	Sarasota (FSL)	.239	78	285	42	68	105	16	3	5	46	0	1	3	31	55	0	0	7
1994	Birmingham	.225	123	445	55	100	148	22	4	6	43	2	0	3	31	88	2	5	5
MINOR TOTALS		.225	440	1539	201	347	552	89	16	28	183	6	10	15	173	370	13	7	37

GAJKOWSKI, STEVE

Position: Pitcher

Height: 6-2 **Bats:** Right **Born:** December 30, 1969, Seattle, Wash.

Weight: 200 **Throws:** Right **Resides:** Olympia, Wash.

Recommended/Signed By: Steve Avila/Dave Roberts (Cleveland)

How Obtained: Signed as a free agent by the White Sox, May 7, 1992.

Personal Background: Attended Bellevue (Wash.) Community College.

Pro Career: Led Class AA Birmingham in victories (11) and appearances (58) and tied for the club lead in saves (eight) ... was the first Barons pitcher to lead the team in wins and saves ... was chosen as Birmingham's MVP among pitchers ... 58 games led the Southern League and ranked third among all Class AA pitchers ... was 3-4 with five saves through 6/15/94 ... then went 8-1 with three saves over his last 29 appearances ... did not allow a run over eight games from 5/19-6/8/94 (10.2 IP) ... opponents batted just .248 ... went 5-0 with a 1.03 ERA in Birmingham ... was 2-2 with a 4.70 ERA (16 ER/30.2 IP) in 18 games for Mesa in the Arizona Fall League in 1993 ... was third in the Sox organization with 15 saves at Class A Sarasota ... finished 38 games to rank second in the Florida State League ... has 37 saves over the last three seasons ... ranked third in the New York-Penn League in saves (14) and games finished (32) at Class A Utica in 1992 ... led club in ERA (1.37) ... had a strikeout-to-walk ratio of 4.1:1.

YEAR	CLUB	W-L	PCT	ERA	G	GS	CG	SHO	SV	IP	H	R	ER	HR	HB	BB-I	SO	WP	BK
1990	Burlington	2-6	.250	4.10	14	10	1	0	0	63.2	74	34	29	0	3	23-0	44	0	1
1991	Columbus	0-0	.000	3.00	3	0	0	0	0	6.0	3	2	2	0	0	5-0	5	0	0
	Watertown	3-3	.500	5.25	20	4	0	0	0	48.0	41	36	28	0	6	32-1	34	7	2
1992	Utica	3-2	.600	1.34	29	0	0	0	14	47.0	33	14	7	1	1	10-1	38	6	0
1993	Sarasota (FSL)	3-3	.500	2.07	43	0	0	0	15	69.2	52	21	16	1	4	17-5	45	5	1
	Birmingham	0-0	.000	0.00	1	0	0	0	0	2.1	0	0	0	0	0	0-0	2	0	0
1994	Birmingham	11-5	.688	3.06	*58	0	0	0	8	82.1	78	35	28	6	5	26-1	44	2	0
MINOR TOTALS		22-19	.537	3.10	168	14	1	0	37	319.0	281	142	110	8	19	113-8	212	20	4

*Led League

GARCIA, ARIEL

Position: Pitcher

Height: 6-5 **Bats:** Right **Born:** October 3, 1975, Panama City, Panama

Weight: 206 **Throws:** Right **Resides:** Republic of Panama

Recommended/Signed By: Miguel Ibarra (White Sox)

How Obtained: Signed as a free agent by the White Sox, August 16, 1992.

Pro Career: Struck out 34 and walked just four in 50.0 IP at Rookie Sarasota (8.5:1) ... was fourth on the club with eight starts ... led Rookie Sarasota in starts (11) and IP (68.2) in 1993 and tied for the club lead with five wins ... attended the Fall Instructional League.

YEAR	CLUB	W-L	PCT	ERA	G	GS	CG	SHO	SV	IP	H	R	ER	HR	HB	BB-I	SO	WP	BK
1993	Sarasota (GCL)	5-2	.714	3.15	12	11	0	0	0	68.2	71	34	24	4	8	12-0	36	3	0
1994	Sarasota (GCL)	4-3	.571	3.42	10	8	1	0	0	50.0	52	20	19	1	1	4-0	34	3	1
MINOR TOTALS		9-5	.643	3.26	22	19	1	0	0	118.2	123	54	43	5	9	16-0	70	6	1

GARCIA, LUIS

Position: Outfielder

Height: 6-3 **Bats:** Right **Born:** September 22, 1975, Hermosillo, Mexico

Weight: 200 **Throws:** Right **Resides:** Hermosillo, Mexico

Recommended/Signed By: Mark Bernstein/Jose Ortega (White Sox)

How Obtained: Selected by the White Sox in the 19th round of the June 1994 free agent draft ... signed with the White Sox, March 29, 1995.

Personal Background: Attended Miami Senior High School.

Pro Career: 1995 will be his first season in professional baseball.

GOLIGOSKI, JASON

Position: Shortstop

Height: 6-1 **Bats:** Left **Born:** October 2, 1971, Hamilton, Mont.

Weight: 180 **Throws:** Right **Resides:** Hamilton, Mont.

Recommended/Signed By: Ed Pebley/Gary Pellant (White Sox)

How Obtained: Selected in the eighth round, June 1993 free agent draft.

Personal Background: Played collegiate baseball at Washington State University ... attended Western Montana College in 1993 but did not play organized baseball ... member of Washington State squad that won the Pacific-10 North Division in 1991 ... while playing in the Alaskan Summer League in 1992, he set the Fairbanks Goldpanners stolen base record (51) ... was All-State selection in both football and basketball at Hamilton High School in Montana ... high school did not have a baseball team.

Pro Career: Led Class A Hickory in triples (seven) and stolen bases (17) ... his 98 runs ranked second in the organization and tied for second in the South Atlantic League ... posted an on-base percentage of .394, which tied for second in the organization and tied for third in the league ... his 99 walks led the organization and ranked third among all minor leaguers ... batted .309 (25-81) in April and .302 (32-106) in August ... had a nine-game hitting streak in April (.429, 15-35) ... posted 22 multiwalk games ... was named to the SAL midseason All-Star Game ... attended the Fall Instructional League ... made pro debut at Rookie Sarasota in 1993 ... led Sarasota in doubles (12) and RBI (27) ... was tied for the team lead in home runs with two ... ranked second on the team in games played (54), runs scored (30), walks (34) and stolen bases (16).

YEAR	CLUB	AVG	G	AB	R	H	TB	2B	3B	HR	RBI	SH	SF	HB	BB	SO	SB	CS	E
1993	Sarasota (GCL)	.258	54	183	30	42	64	12	2	2	27	3	3	1	34	18	16	9	16
1994	Hickory	.271	135	499	98	135	170	18	7	1	67	5	9	9	'99	82	17	5	34
MINOR TOTALS		.267	189	682	128	177	234	30	9	3	94	8	12	10	133	100	33	14	50

*Led League

GOMEZ, AUGUSTINE

Position: Pitcher

Height: 8-0 **Bats:** Right **Born:** October 28, 1973, Valencia, Venezuela

Weight: 170 **Throws:** Right **Resides:** Caracas, Venezuela

Recommended/Signed By: Alberto Rondon (White Sox)

How Obtained: Signed as a free agent by the White Sox, Dec. 11, 1990.

Pro Career: Made 32 relief appearances at Class A Hickory, posting three saves ... had a 2.40 ERA (8 ER/30.0 IP) at home ... opposing batters hit .198 ... was 5-0 with one save and a 2.86 ERA (9 ER/28.1 IP) after 6/16/94 ... has averaged 9.5 strikeouts per 9.0 IP (81 SO/76.2 IP) in his career ... struck out a season-high six on 6/8/94 vs. Savannah ... attended the Fall Instructional League ... made pro debut with Rookie Sarasota in 1993 ... averaged 14.5 strikeouts per 9.0 IP (28 SO/17.1 IP) ... spent 1992 in the Dominican Summer League.

YEAR	CLUB	W-L	PCT	ERA	G	GS	CG	SHO	SV	IP	H	R	ER	HR	HB	BB-I	SO	WP	BK
1993	Sarasota (GCL)	1-0	1.000	2.08	13	0	0	0	6	17.1	10	4	4	0	2	9-2	28	1	1
1994	Hickory	5-1	.833	3.03	32	0	0	0	3	59.1	41	20	20	3	2	20-0	53	1	2
MINOR TOTALS		6-1	.857	2.82	45	0	0	0	9	76.2	51	24	24	3	4	29-2	81	2	3

GOMEZ, RAMON

Position: Outfielder

Height: 6-2 Bats: Right Born: October 6, 1975, Santa Cruz, D.R.

Weight: 175 Throws: Right Resides: San Pedro de Macoris, D.R.

Recommended/Signed By: Juan Bernhardt (White Sox)

How Obtained: Signed as a free agent by the White Sox, March 2, 1993.

Pro Career: 1995 will be his first season in professional baseball.

GONZALEZ, PAUL

Position: Third Baseman

Height: 6-0 Bats: Left Born: April 22, 1969, Fort Worth, Texas

Weight: 190 Throws: Right Resides: Fort Worth, Texas

How Obtained: Signed as a free agent by the White Sox, August 6, 1994.

Personal Background: Attended Southwest High School in Fort Worth, Texas and Texas Christian University.

Pro Career: Played in 24 games at Class A Prince William after being released by the San Diego organization ... was originally drafted by the Padres in the 10th round of the June 1990 free agent draft.

YEAR	CLUB	AVG	G	AB	R	H	TB	2B	3B	HR	RBI	SH	SF	HB	BB	SO	SB	CS	E
1990	Spokane	.250	1	4	0	1	2	1	0	0	2	0	0	0	1	1	0	0	1
	Charleston	.242	69	231	30	56	102	7	3	11	32	2	2	3	37	62	0	0	18
1991	High Desert	.267	103	371	61	99	178	31	3	14	64	1	1	4	47	85	2	3	26
1992	Wichita	.255	120	432	59	110	177	18	2	15	54	0	3	4	48	124	7	3	29
1993	Wichita	.270	59	215	36	58	92	7	3	7	33	0	2	3	25	55	5	5	10
	Las Vegas	.240	75	267	36	64	104	11	4	7	34	1	2	1	20	64	3	2	12
1994	Wichita	.242	73	215	23	52	87	9	4	6	24	0	3	3	27	63	3	2	10
	Las Vegas Prince William	.154	4	13	0	2	2	0	0	0	2	0	0	0	2	2	0	0	1
MINOR TOTALS		.253	526	1838	257	465	774	85	19	62	263	4	13	16	217	480	22	16	113

GRIFFITH, JEREMY

Position: Pitcher

Height: 6-4 Bats: Right Born: October 17, 1975, Gadsden, Ala.

Weight: 190 Throws: Right Resides: Attalla, Ala.

Recommended/Signed By: Mark Bernstein/Warren Hughes (White Sox)

How Obtained: Selected in the 20th round, June 1994 free agent draft.

Personal Background: Attended Etowah High School ... posted a 9-2 record in 1994 with a 6.55 ERA (51 ER/70.0 IP) and 74 strikeouts ... selected Outstanding Pitcher for Area 12 (Class 5A) during senior year ... participated in East-West All-Star Game.

Pro Career: Appeared in four games at Rookie Sarasota ... attended the Fall Instructional League.

YEAR	CLUB	W-L	PCT	ERA	G	GS	CG	SHO	SV	IP	H	R	ER	HR	HB	BB-I	SO	WP	BK
1994	Sarasota (GCL)	0-0	.000	2.35	4	0	0	0	0	7.2	7	2	2	0	2	4-0	2	2	2

HEATHCOTT, MIKE

Position: Pitcher

Height: 6-3 Bats: Right Born: May 16, 1969, Chicago, Ill.

Weight: 180 Throws: Right Resides: Chicago, Ill.

Recommended/Signed By: Mike Taylor (White Sox)

How Obtained: Selected in 13th round, June 1990 free agent draft.

Personal Background: Played collegiate baseball at Creighton University.

Pro Career: Combined to go 4-9 with a 5.23 ERA (82 ER/141.0 IP) at Class AA Birmingham and Class A Prince William ... was 3-1 with a 3.78 ERA (20 ER/47.2 IP) through 5/19/94 ... lost eight consecutive decisions before earning win on 8/8/94 at Winston-Salem ... was second in the Florida State League with 179.1 IP in 1993 ... tied for the club lead in wins (11) and starts (26) at Class A Sarasota ... led Class A South Bend in ERA (1.54) in 1992 and tied for the club lead in wins (nine) ... limited Midwest League opponents to a .223 batting average.

YEAR	CLUB	W-L	PCT	ERA	G	GS	CG	SHO	SV	IP	H	R	ER	HR	HB	BB-I	SO	WP	BK
1991	Ulica	3-1	.750	3.55	6	6	0	0	0	33.0	26	19	13	4	1	14-0	14	1	0
1992	South Bend	9-5	.643	1.54	15	14	0	0	0	62.0	67	28	14	3	0	32-0	49	6	0
1993	Sarasota (FSL)	11-10	.524	3.61	26	26	6	1	0	179.1	174	90	72	5	4	62-7	83	16	1
1994	Birmingham	3-7	.300	5.79	17	17	0	0	0	98.0	126	71	63	11	2	44-4	44	9	0
	Prince William	1-2	.333	3.98	9	8	1	0	0	43.0	51	28	19	7	1	23-0	27	6	0
MINOR TOTALS		27-25	.519	3.74	73	71	7	1	0	435.1	444	236	181	30	8	175-11	217	40	1

HEBERLING, KEITH

Position: Pitcher

Height: 6-3 **Bats:** Left **Born:** Sept. 21, 1972, Greenwich, Conn.

Weight: 200 **Throws:** Left **Resides:** Vero Beach, Fla.

Recommended/Signed By: Rudy Santin (Yankees)

How Obtained: Obtained from the New York Yankees with a player to be named later in exchange for pitcher Jack McDowell, December 14, 1994.

Personal Background: Played collegiate baseball at Indian River (Fla.) Community College.

Pro Career: Combined to go 12-10 with a 3.47 ERA (67 ER/173.2 IP) in 28 games (all starts) at Class AA Albany-Colonie and Class A Tampa ... his 2.92 ERA at Tampa ranked fifth in the Florida State League ... named to the FSL midseason All-Star Team ... his 142 strikeouts ranked third in the Yankee organization and his 3.47 ERA was eighth in the organization ... won five consecutive starts from 6/18-7/14, posting a 0.80 ERA (3 ER/33.2 IP) with 36 strikeouts ... allowed two or less earned runs in 15 of his 28 starts ... tossed a complete-game victory on 5/21 vs. Vero Beach, allowing one earned run with 10 strikeouts ... struck out 10 batters three times ... went a combined 10-2 with a 1.76 ERA (19 ER/97.0 IP) and 101 strikeouts at Class A Oneonta and Class A Greensboro in his professional debut in 1993 ... his 1.76 ERA was the best among Yankee minor leaguers with as many IP ... has a 3.52:1 career strikeout-to-walk ratio ... was originally selected by the Yankees in the 46th round of the June 1992 free agent draft ... signed with New York in spring 1993 as a draft and follow.

YEAR	CLUB	W-L	PCT	ERA	G	GS	CG	SHO	SV	IP	H	R	ER	HR	HB	BB-I	SO	WP	BK
1993	Oneonta	2-1	.667	0.99	4	3	0	0	0	27.1	20	4	3	0	0	8-0	27	0	0
	Greensboro	8-1	.889	2.07	11	11	0	0	0	69.2	47	18	16	3	3	18-0	74	3	0
1994	Tampa	11-7	.611	2.92	22	22	1	0	0	138.2	149	60	45	7	5	37-0	121	2	1
	Albany-Colonie	1-3	.250	5.66	6	6	1	0	0	35.0	44	23	22	3	2	6-0	21	1	0
MINOR TOTALS		22-12	.647	2.86	43	42	2	0	0	270.2	260	105	86	13	10	69-0	243	6	1

HELMS, RYAN

Position: Second Baseman

Height: 6-0 **Bats:** Switch **Born:** December 2, 1975, Charlotte, N.C.

Weight: 165 **Throws:** Right **Resides:** Cincinnati, Ohio

Recommended/Signed By: Doug Laumann/Larry Grefer (White Sox)

How Obtained: Selected in the eighth round, June 1994 free agent draft.

Personal Background: Attended Western Hills High School ... selected All-League and All-City in senior season ... played in Connie Mack World Series ... son of former major-league player, coach and manager Tommy Helms.

Pro Career: Appeared in 25 games with Rookie Sarasota in his first season of professional baseball ... ranked fifth on the club with five stolen bases ... his 14 walks tied for fifth ... attended the Fall Instructional League.

YEAR	CLUB	AVG	G	AB	R	H	TB	2B	3B	HR	RBI	SH	SF	HB	BB	SO	SB	CS	E
1994	Sarasota (GCL)	.169	25	59	5	10	12	2	0	0	3	0	0	0	14	11	5	0	4

HERBERT, RUSSELL

Position: Pitcher

Height: 6-3 **Bats:** Right **Born:** April 21, 1972, Cleveland, Ohio

Weight: 195 **Throws:** Right **Resides:** Mentor, Ohio

Recommended/Signed By: Doug Laumann/Larry Grefer (White Sox)

How Obtained: Selected in the 11th round, June 1994 free agent draft.

Personal Background: Played collegiate baseball at Ohio University ... named second team All-Mac as a junior in 1993 ... was 10-2 with five saves in three seasons at Ohio.

Pro Career: Split the season between Rookie Sarasota and Class A Hickory ... combined to go 2-2 with a 3.08 ERA (17 ER/49.2 IP) in 12 games (nine starts) ... struck out 53 in 49.2 IP (9.6 per 9.0 IP) ... struck out nine in 5.0 IP for win on 8/19/94 vs. Charleston (W.Va.) ... attended the Fall Instructional League.

YEAR	CLUB	W-L	PCT	ERA	G	GS	CG	SHO	SV	IP	H	R	ER	HR	HB	BB-I	SO	WP	BK
1994	Sarasota (GCL)	0-1	.000	2.08	4	2	0	0	0	13.0	6	3	3	0	1	2-0	19	0	0
	Hickory	2-1	.667	3.44	8	7	0	0	0	36.2	33	14	14	3	2	15-0	34	1	2
MINOR TOTALS		2-2	.500	3.08	12	9	0	0	0	49.2	39	17	17	3	3	17-0	53	1	2

HUNDLEY, CHAN

Position: Pitcher

Height: 6-1 **Bats:** Right **Born:** January 19, 1974, Miami, Fla.

Weight: 185 **Throws:** Right **Resides:** Miami, Fla.

Recommended/Signed By: Jose Ortega (White Sox)

How Obtained: Signed as a free agent by the White Sox, March 17, 1995.

Personal Background: Graduated from Hialeah-Miami Lakes High School in 1992.

Pro Career: 1995 will be his first season in professional baseball.

IZQUIERDO, SERGIO

Position: Catcher

Height: 5-9 Bats: Right Born: August 11, 1971, Miami, Fla.

Weight: 182 Throws: Right Resides: Hialeah, Fla.

Recommended/Signed By: Jose Ortega (White Sox)

How Obtained: Signed as a free agent by the White Sox, March 14, 1994.

Personal Background: Played collegiate baseball at St. Thomas University ... threw out 60 percent of baserunners while hitting .294 with 33 RBI in 1991 ... hit grand slam on 2/17/91 against Flagler College ... batted .267 (40-150) with 20 RBI in 47 games in 1992.

Pro Career: Split 1994 between Rookie Sarasota and Class A Hickory.

YEAR	CLUB	AVG	G	AB	R	H	TB	2B	3B	HR	RBI	SH	SF	HB	BB	SO	SB	CS	E
1994	Sarasota (GCL)	.288	18	52	4	15	17	2	0	0	16	1	1	0	4	2	1	1	5
	Hickory	.000	5	15	2	0	0	0	0	0	0	0	0	1	3	1	0	0	0
MINOR TOTALS		.224	23	67	6	15	17	2	0	0	16	1	1	1	7	3	1	1	5

JOHNSON, BARRY

Position: Pitcher

Height: 6-4 Bats: Right Born: August 21, 1969, Joliet, Ill.

Weight: 200 Throws: Right Resides: Tucson, Ariz.

How Obtained: Signed as a free agent by the White Sox, March 9, 1992.

Pro Career: Was second on the team in wins (six) and appearances (51) at Class AA Birmingham ... stranded 21 of 24 inherited runners (84.0 percent) ... posted save on 6/9/94 vs. Chattanooga with 4.0 IP ... combined to go 7-0 with a 1.42 ERA (12 ER/76.0 IP) at Birmingham and Class A Sarasota in 1993 ... strikeout-to-walk ratio was 4.0:1 (56 SO/14 BB) ... led Class A South Bend with five complete games in 1992 ... posted a strikeout-to-walk ratio of 3.2:1 (74 SO/23 BB).

YEAR	CLUB	W-L	PCT	ERA	G	GS	CG	SHO	SV	IP	H	R	ER	HR	HB	BB-I	SO	WP	BK
1991	W. Palm Beach	0-2	.000	3.55	7	1	0	0	0	12.2	10	9	5	0	4	6-0	10	2	0
1992	South Bend	7-5	.583	3.79	16	16	5	1	0	109.1	111	56	46	5	6	23-0	74	8	1
1993	Sarasota (FSL)	5-0	1.000	0.66	18	1	0	0	1	54.1	33	5	4	1	2	8-0	40	1	1
	Birmingham	2-0	1.000	3.32	13	1	0	0	1	21.2	27	11	8	2	0	6-0	16	2	1
1994	Birmingham	6-2	.750	3.23	51	4	0	0	1	97.2	100	51	35	7	2	30-3	67	2	0
MINOR TOTALS		20-9	.690	2.98	105	23	5	1	3	295.2	281	132	98	15	14	73-3	207	15	3

JOHNSON, MARK

Position: Catcher

Height: 6-0 Bats: Left Born: September 12, 1975, Wheatridge, Colo.

Weight: 185 Throws: Right Resides: Warner Robins, Ga.

Recommended/Signed By: Mark Bernstein/Kevin Burrell (White Sox)

How Obtained: Selected in the first round (26th overall), June 1994 free agent draft.

Personal Background: Chosen Best Defensive Catcher and third Closest to Majors among high school prospects by *Baseball America* ... ranked 21st on list of Top 100 Prospects in the June 1994 Draft by *Baseball America* ... batted .489 (45-92) with 13 home runs, 44 RBI and 14 stolen bases in 1994 ... was a member of Team USA in the 1993 World Junior Championships in Canada ... is the sixth catcher ever taken by the Sox in the first round and the first since Kurt Brown in 1985.

Pro Career: Appeared in 32 games at Rookie Sarasota after agreeing to terms with the White Sox on 7/11/94 ... attended the Fall Instructional League ... *Baseball America* rated his defensive skills the best among catchers selected in the 1994 draft.

YEAR	CLUB	AVG	G	AB	R	H	TB	2B	3B	HR	RBI	SH	SF	HB	BB	SO	SB	CS	E
1994	Sarasota (GCL)	.241	32	87	10	21	26	5	0	0	14	0	0	3	14	15	1	1	3

JOHNSTON, SEAN

Position: Pitcher

Height: 6-0 Bats: Left Born: December 10, 1970, New Britain, Conn.

Weight: 190 Throws: Left Resides: Wethersfield, Conn.

Recommended/Signed By: Mark Bernstein/John Tumminia (White Sox)

How Obtained: Selected in 15th round, June 1992 free agent draft.

Personal Background: Posted a 4-2 record with a 3.10 ERA as a senior at Harvard ... averaged 10.3 strikeouts per 9.0 IP (61 SO/52.1 IP) ... opponents batted just .228 against him ... earned a 3.1 GPA in economics at Harvard.

Pro Career: Led the Carolina League and tied Scott Ruffcorn for the organization lead with 15 victories at Class A Prince William ... 15 wins were tied for the third-most in the minor leagues in 1994 ... was chosen CL Pitcher of the Week for 7/10-16/94 and was selected to the midseason All-Star Game ... his .963 fielding percentage ranked first among CL pitchers ... was 8-3 with a 3.69 ERA (38 ER/92.2 IP) at home and 7-3 with a 5.60 ERA (45 ER/72.1 IP) on the road ... went 4-0 in April, 5-1 in May and was 14-3 through July ... won his first six decisions ... fired consecutive complete games on 6/26/94 vs. Lynchburg and 7/1/94 at Frederick ... tossed three-hit shutout on 7/16/94 vs. Durham ... struck out season-high seven twice ... was second in the organization in victories (14) and ninth in ERA (3.18) in 1993 ... was named to the Midwest League's midseason All-Star squad ... fired two-hitter on 6/5/93 vs. Madison and 6/27/93 vs. Cedar Rapids ... ranked second among starters at Class A Utica with a 2.79 ERA and 14 starts.

YEAR	CLUB	W-L	PCT	ERA	G	GS	CG	SHO	SV	IP	H	R	ER	HR	HB	BB-I	SO	WP	BK
1992	Utica	4-4	.500	2.79	14	14	1	0	0	80.2	78	44	25	4	2	21-0	56	4	0
1993	South Bend	8-3	.727	2.20	15	15	2	2	0	98.0	83	30	24	3	4	28-0	59	4	3
	Sarasota (FSL)	6-5	.545	4.50	12	12	1	0	0	72.0	74	43	36	7	0	30-0	29	0	1
1994	Prince William	*15-6	.714	4.53	27	27	3	1	0	165.0	185	89	83	9	4	61-1	81	6	0
MINOR TOTALS		33-18	.647	3.64	68	68	7	3	0	415.2	420	206	168	23	10	140-1	225	14	4

*Led League

JONES, CALVIN

Position: Pitcher

Height: 6-3 **Bats:** Right **Born:** September 26, 1963, Compton, Calif.

Weight: 185 **Throws:** Right **Resides:** Perris, Calif.

Recommended/Signed By: Bob Harrison (Mariners)

How Obtained: Signed as a free agent by the White Sox, January 12, 1995.

1994: Pitched at Class AAA Charlotte of the International League ... saved club-high 14 games to give him 36 saves in the past two seasons ... made 55 appearances to rank second on the team ... has now made at least 43 appearances in each of the last four seasons.

Major League Highlights: Has one year and 46 days of major-league service with Seattle (1991-92). **1992:** Opened season with 19 consecutive relief appearances for the Mariners before making his first career start on 6/5 at Kansas City ... allowed just two runs on three hits in the start but suffered the loss ... was optioned to Class AAA Calgary four days later ... tossed 11.2 consecutive scoreless IP from 4/7-24 ... earned first relief win on 4/19 at Milwaukee ... was recalled to Seattle on 8/7. **1991:** Made major-league debut on 6/14 with 3.0 scoreless relief IP vs. Detroit ... did not allow a run in first four relief outings (7.0 IP) ... was optioned to Calgary on 7/8 when Mike Schooler was activated from the disabled list ... was recalled on 7/31 ... recorded first career win on 8/15 vs. Oakland ... went career-high 3.0 IP for the fifth time on 10/1 at Texas ... also struck out a career-high five in the outing ... allowed one earned run over his first 10 major-league appearances for a 0.46 ERA (1 ER/19.2 IP) ... first save came on 9/10 at Toronto ... opposing hitters batted .209 and left-handers .164.

Minor League Highlights: **1993:** Posted a career-high 22 saves at Class AA Canton-Akron ... struck out 73 in 62.2 IP and allowed just 40 hits. **1992:** Opposing hitters batted just .193 at Class AAA Calgary. **1991:** Began season with Calgary and was recalled on 6/13 ... recorded saves in his first three appearances after being optioned back on 7/8. **1990:** Ranked second among California League relievers with 12.63 strikeouts per 9.0 IP (94 SO/67.0 IP) ... was third in opponents average at .182 while at Class A San Bernardino. **1989:** Started the season at San Bernardino but was promoted to Class AA Williamsport on 4/25 after going 2-0 with a 0.73 ERA ... was placed on the disabled list with a strained back on 5/23 and missed the rest of the season. **1988:** Allowed only one home run in 74.2 IP at Class AA Vermont, going 7-5 with a 2.65 ERA ... was on the disabled list from 4/7-5/9 with anemia. **1987:** Went 2-9 in 26 games (10 starts) for Class AA Chattanooga. **1986:** Led Class A Salinas in strikeouts with 137 in 157.1 IP ... made 25 starts and finished 10th in the California League with a 3.60 ERA. **1985:** Made 20 appearances (19 starts) at Class A Wausau of the Midwest League ... was on the disabled list from 8/7-17 with tendinitis in his right arm. **1984:** Made professional debut at Class A Bellingham ... went 5-0 in 10 games (nine starts) with a 2.41 ERA ... was a first-round draft choice (first overall) of the Seattle Mariners in January.

Miscellaneous/Personal: Married Karen ... has one child: Erika ... was chosen by Colorado as the 13th pick in the second round of the major league baseball expansion draft on 11/17/92 ... is a 1981 graduate of Verbum Dei High School in Los Angeles, where he was named All-CIF and league Most Valuable Player ... attended the University of California-Riverside and Chaffey Junior College in Alta Loma, Calif. ... while at Chaffey, he once struck out 19 batters in a game against Rio Hondo.

YEAR	CLUB	W-L	PCT	ERA	G	GS	CG	SHO	SV	IP	H	R	ER	HR	HB	BB-I	SO	WP	BK
1984	Bellingham	5-0	1.000	2.41	10	9	0	0	0	59.2	29	23	16	0	7	36-0	59	8	1
1985	Wausau	4-11	.267	3.91	20	19	1	0	0	106.0	96	59	46	10	5	65-1	71	9	2
1986	Salinas	11-8	.579	3.60	26	25	2	0	0	157.1	141	76	63	9	4	90-2	137	15	2
1987	Chattanooga	2-9	.182	4.98	26	10	0	0	2	81.1	90	58	45	5	2	38-0	77	4	0
1988	Vermont	7-5	.583	2.65	24	4	0	0	0	74.2	52	26	22	1	0	47-2	58	4	3
1989	San Bernardino	2-0	1.000	0.73	5	0	0	0	1	12.1	8	1	1	0	0	7-0	15	0	2
	Williamsport	0-0	.000	12.15	5	0	0	0	0	6.2	13	9	9	1	0	4-0	5	1	0
1990	San Bernardino	5-3	.625	2.96	53	0	0	0	8	67.0	43	32	22	4	4	54-2	94	6	0
1991	Calgary	1-1	.500	3.91	20	0	0	0	7	23.0	19	12	10	1	2	19-1	25	6	2
	SEATTLE	2-2	.500	2.53	27	0	0	0	2	46.1	33	14	13	0	1	29-5	42	6	0
1992	Calgary	2-0	1.000	3.86	21	1	0	0	3	32.2	23	15	14	3	0	22-0	32	4	0
	SEATTLE	3-5	.375	5.69	38	1	0	0	0	61.2	50	39	39	8	2	47-1	49	10	0
1993	Canton-Akron	5-5	.500	3.30	43	0	0	0	22	62.2	40	25	23	1	1	26-2	73	9	1
1994	Charlotte	3-3	.500	3.88	55	0	0	0	14	62.2	64	30	27	7	1	27-2	47	10	0
MINOR TOTALS		47-45	.511	3.60	308	68	3	0	57	746.0	618	366	298	42	26	435-12	693	76	13
A.L. TOTALS		5-7	.417	4.33	65	1	0	0	2	108.0	83	53	52	8	3	76-6	91	16	0
M.L. TOTALS		5-7	.417	4.33	65	1	0	0	2	108.0	83	53	52	8	3	76-6	91	16	0

KEYSER, BRIAN

Position: Pitcher

Height: 6-1 **Bats:** Right **Born:** October 31, 1966, Castro Valley, Calif.

Weight: 180 **Throws:** Right **Resides:** El Dorado Hills, Calif.

Recommended/Signed By: Gary Pellant (White Sox)

How Obtained: Selected in 19th round, June 1989 free agent draft.

Personal Background: Graduated from Stanford University in 1989 with a bachelor's degree in economics ... teamed with Jack McDowell on Cardinal's national championship teams in 1987 and 1988.

Pro Career: Ranked fourth in both the American Association (2.79) and Sox organization in ERA (2.73, 43 ER/141.2 IP) ... made 37 appearances (10 starts) at Class AAA Nashville and one start at Class AA Birmingham ... won nine games for the third consecutive season ... was used out of the bullpen until 7/25/94 when he made his first of 10 starts for the Sounds ... went 5-2 with a 3.03 ERA (22 ER/65.1 IP) as a reliever and 4-3 with a 2.56 ERA (20 ER/70.1 IP) as a starter ... tossed a complete-game shutout (7.0 IP) in first start on 7/25/94 at Iowa (game two) ... struck out season-high seven in victory on 9/4/94 vs. Buffalo ... split 1993 between Birmingham and Nashville ... led Birmingham in 1992 with 27 starts, seven complete games, three shutouts, 183.1 IP and 99 strikeouts ... ranked second in the Southern League in complete games, third in IP, fourth in shutouts and fifth in starts ... fired one-hit shutouts on 7/24/92 vs. Charlotte and 9/5/92 vs. Greenville ... ranked second at Class A Sarasota and third in the Florida State League with a 2.30 ERA in 1991 ... led Class A Utica in IP (94.0) and tossed the only two complete games for the Blue Sox in 1989.

YEAR	CLUB	W-L	PCT	ERA	G	GS	CG	SHO	SV	IP	H	R	ER	HR	HB	BB-I	SO	WP	BK
1989	Utica	4-4	.500	2.98	14	13	2	0	0	93.2	79	37	31	6	4	22-0	70	5	3
1990	Sarasota (FSL)	6-7	.462	3.66	38	10	2	1	2	115.2	107	54	47	5	1	40-1	83	6	3
1991	Sarasota (FSL)	6-7	.462	2.30	27	14	2	1	2	129.0	110	40	33	5	6	45-8	94	3	3
	Birmingham	0-1	.000	5.00	3	3	0	0	0	18.0	19	10	2	0	0	9-0	9	0	1
1992	Birmingham	9-10	.474	3.73	28	27	7	3	0	183.1	173	66	76	12	4	60-1	99	9	0
1993	Birmingham	0-2	.000	5.73	2	2	1	0	0	11.0	15	9	7	0	0	5-0	8	0	0
	Nashville	9-5	.643	4.66	30	18	2	0	1	121.2	142	70	63	8	1	27-4	44	4	1
1994	Birmingham	0-0	.000	1.50	1	1	0	0	0	6.0	4	1	1	1	1	1-0	5	0	0
	Nashville	9-5	.643	2.79	37	10	2	1	2	135.2	123	49	42	9	3	36-4	76	9	0
MINOR TOTALS		43-41	.512	3.43	180	98	18	6	7	814.0	772	356	310	48	20	245-18	488	36	11

KOERICK, TOM

Position: Catcher/Third Baseman

Height: 6-3 **Bats:** Right **Born:** November 16, 1972, Bryn Mawr, Pa.

Weight: 205 **Throws:** Right **Resides:** Radner, Pa.

Recommended/Signed By: Mark Bernstein/Reggie Lewis (White Sox)

How Obtained: Selected in the 26th round, June 1994 free agent draft.

Personal Background: Played collegiate baseball at Villanova University ... batted .314 (22-70) in 29 games as a senior ... led the Wildcats with four home runs.

Pro Career: Appeared in 41 games at Rookie Sarasota in his first pro season ... his 16 RBI tied for second on the team and his nine extra-base hits were fifth.

YEAR	CLUB	AVG	G	AB	R	H	TB	2B	3B	HR	RBI	SH	SF	HB	BB	SO	SB	CS	E
1994	Sarasota (GCL)	.225	41	129	15	29	42	5	4	0	16	0	2	8	11	43	4	0	7

LEE, CARLOS

Position: Third Baseman

Height: 6-2 **Bats:** Right **Born:** June 20, 1976, Aguadulce, Panama

Weight: 202 **Throws:** Right **Resides:** Aguadulce, Panama

Recommended/Signed By: Miguel Ibarra (White Sox)

How Obtained: Signed as a free agent by the White Sox, February 8, 1994.

Pro Career: Played in 29 games with Rookie Sarasota in 1994 ... attended the Fall Instructional League.

YEAR	CLUB	AVG	G	AB	R	H	TB	2B	3B	HR	RBI	SH	SF	HB	BB	SO	SB	CS	E
1994	Sarasota (GCL)	.125	29	56	6	7	8	1	0	0	1	0	0	0	4	8	0	1	2

LEIBER, ZANE

Position: Pitcher

Height: 6-2 **Bats:** Right **Born:** July 15, 1973, Tucson, Ariz.

Weight: 190 **Throws:** Right **Resides:** Tucson, Ariz.

Recommended/Signed By: Ed Pebley/Mike Sgobba (White Sox)

How Obtained: Selected in the 10th round, June 1993 free agent draft.

Personal Background: Played baseball at Central Arizona Junior College ... grandfather, Hank, played for New York Giants and Chicago Cubs during a 10-year major-league career.

Pro Career: Appeared in just three games at Rookie Sarasota ... made pro debut at Rookie Sarasota in 1993 ... tied for the team lead with 15 appearances and was second in saves with three.

YEAR	CLUB	W-L	PCT	ERA	G	GS	CG	SHO	SV	IP	H	R	ER	HR	HB	BB-I	SO	WP	BK
1993	Sarasota (GCL)	0-2	.000	2.66	15	0	0	0	3	20.1	12	10	6	0	2	21-5	11	2	3
1994	Sarasota (GCL)	0-1	.000	2.70	3	0	0	0	0	3.1	2	1	1	0	1	1-0	3	0	0
MINOR TOTALS		0-3	.000	2.66	18	0	0	0	3	23.2	14	11	7	0	3	22-5	14	2	3

LEVIAS, ANDRES

Position: Outfielder

Height: 6-1 Bats: Switch Born: October 1, 1973, Gardena, Calif.

Weight: 195 Throws: Right Resides: Lakewood, Calif.

Recommended/Signed By: Ed Pebley/Joe Buller (White Sox)

How Obtained: Selected in 10th round, June 1992 free agent draft.

Personal Background: Played collegiate baseball at El Camino Junior College.

Pro Career: Batted .343 (12-35) in August at Class A Hickory ... hit in seven consecutive games from 5/27-6/8/94 (.429, 12-28) ... paced Rookie Sarasota in 1992 with a .360 average in 37 games.

YEAR	CLUB	AVG	G	AB	R	H	TB	2B	3B	HR	RBI	SH	SF	HB	BB	SO	SB	CS	E
1992	Sarasota (GCL)	.360	37	100	20	36	42	4	1	0	7	3	1	3	7	17	10	6	1
1993	Hickory	.165	25	85	8	14	19	2	0	1	7	1	0	3	6	17	6	2	2
	Sarasota (GCL)	.209	39	86	18	18	26	2	3	0	5	6	2	3	14	16	9	4	1
1994	Hickory	.241	64	203	31	49	56	3	2	0	16	3	2	3	18	36	9	6	2
MINOR TOTALS		.247	165	474	77	117	143	11	6	1	35	13	5	12	45	85	34	18	6

LEVINE, ALAN

Position: Pitcher

Height: 6-3 Bats: Left Born: May 22, 1968, Park Ridge, Ill.

Weight: 180 Throws: Right Resides: Belleville, Ill.

Recommended/Signed By: Marti Wolever/Mike Rizzo (White Sox)

How Obtained: Selected in 11th round, June 1991 free agent draft.

Personal Background: Played collegiate baseball at Southern Illinois University.

Pro Career: Ranked eighth in the Southern League with a 3.31 ERA (42 ER/114.1 IP) ... made 18 starts at Class AA Birmingham and appeared in eight games (four starts) with Class AAA Nashville ... 94 strikeouts were second on the Barons staff ... struck out a season-high nine twice (on 4/11/94 vs. Knoxville and 6/16/94 at Knoxville) ... appeared in the Class AA All-Star Game in Binghamton, N.Y. ... was 5-4 through 6/16/94 before suffering five consecutive losses ... limited opponents to two or fewer earned runs in 12 of 18 starts at Birmingham ... tied for Class A Sarasota lead in victories (11) and topped the club with 129 strikeouts in 1993 ... tossed two three-hitters ... ranked second in the organization in 1992 with 142 strikeouts while at Class A South Bend and Class A Sarasota ... led South Bend with 23 starts and tied for the club lead with nine wins ... led Class A Utica in 1991 with 83 strikeouts and shared the team lead with six victories.

YEAR	CLUB	W-L	PCT	ERA	G	GS	CG	SHO	SV	IP	H	R	ER	HR	HB	BB-I	SO	WP	BK
1991	Utica	6-4	.600	3.18	16	12	2	1	1	85.0	75	43	30	2	4	26-0	83	8	1
1992	South Bend	9-5	.643	2.81	23	23	2	0	0	156.2	151	67	49	6	8	36-1	131	9	1
	Sarasota (FSL)	0-2	.000	4.02	3	2	0	0	0	15.2	17	11	7	1	0	5-1	11	0	1
1993	Sarasota (FSL)	11-8	.579	3.68	27	26	5	1	0	161.1	169	87	66	6	7	50-3	*129	11	3
1994	Birmingham	5-9	.357	3.31	18	18	1	0	0	114.1	117	50	42	7	14	44-1	94	3	0
	Nashville	0-2	.000	7.88	8	4	0	0	0	24.0	34	23	21	2	2	11-0	24	0	0
MINOR TOTALS		31-30	.508	3.47	95	85	10	2	1	557.0	563	281	215	26	35	172-6	472	31	6

*Led League

LINDEMANN, WAYNE

Position: Pitcher

Height: 6-1 Bats: Left Born: December 19, 1969, Longview, Wash.

Weight: 205 Throws: Left Resides: Longview, Wash.

Recommended/Signed By: Ed Pebley/Gary Pellant (White Sox)

How Obtained: Selected in the 20th round, June 1992 free agent draft.

Personal Background: Played collegiate baseball at Lower Columbia Junior College and Washington State University ... was 6-6 as a senior at Washington State in 1992 and was named Second Team All-Pacific 10 North ... averaged 6.8 strikeouts per 9.0 IP (86 SO/113.2 IP) ... led Cougars in strikeouts and complete games (four) ... lettered in football, basketball, baseball and finished eighth in the state bowling finals at R.A. Long High School ... bowled a 300 game before 1994 spring training ... brother is on the pro bowling tour.

Pro Career: Split the season between Class A South Bend and Class A Prince William ... combined to go 9-3 with a 4.76 ERA (84 ER/158.2 IP) ... was 5-0 with a 3.32 ERA (16 ER/43.1 IP) with the Silver Hawks in June ... won his last six decisions with South Bend ... tossed a four-hitter at Rockford on 6/7/94 ... spent 1993 at Class A Hickory ... fired a no-hitter on 5/15/93 vs. Albany, winning 1-0 ... was named South Atlantic League Pitcher of the Week for 5/9-15/93 ... led the New York-Penn League in walks per 9.0 IP at 0.75 (14 BB/81.2 IP) and ranked fifth in baserunners per 9.0 IP at 9.17 (86 BR) in 1992 ... averaged 8.3 strikeouts per 9.0 IP (75 SO/81.2 IP).

YEAR	CLUB	W-L	PCT	ERA	G	GS	CG	SHO	SV	IP	H	R	ER	HR	HB	BB-I	SO	WP	BK
1992	Utica	5-3	.625	3.09	17	12	1	0	1	81.2	72	29	28	3	1	14-1	75	1	1
1993	Hickory	6-8	.429	3.62	15	15	2	1	0	89.1	95	51	40	11	1	32-0	58	3	1
1994	South Bend	8-3	.727	2.83	16	16	3	0	0	111.1	108	52	35	5	1	21-1	69	2	0
	Prince William	1-0	1.000	9.32	10	9	0	0	0	47.1	65	55	49	10	3	32-0	23	1	0
MINOR TOTALS		20-14	.586	4.03	56	52	6	1	1	339.2	340	187	152	29	6	99-2	225	7	2

LUNDQUIST, DAVID

Position: Pitcher

Height: 6-2 Bats: Right Born: June 4, 1973, Beverly, Mass.

Weight: 200 Throws: Right Resides: Carson City, Nev.

Recommended/Signed By: Ed Pebley/Mike Sgobba (White Sox)

How Obtained: Selected in the fifth round, June 1993 free agent draft.

Personal Background: Attended Cochise Community College in Douglas, Ariz.

Pro Career: Led Class A Hickory in victories (13), starts (27), shutouts (two), IP (178.2) and was second in strikeouts (133) ... began the season 0-3 before going 13-7 after 4/28/94 ... fired three-hit shutout on 5/30/94 at Augusta and a four-hit shutout on 7/9/94 vs. Albany ... struck out 10 or more three times, including a season-high 11 twice (last on 6/23/94 at Capital City) ... won seven straight starts from 6/14-7/20/94 ... posted a 1.33 ERA (8 ER/54.0 IP) over the winning streak ... was named South Atlantic League Pitcher of the Week for 7/3-9/94 ... attended the Fall Instructional League ... made debut at Rookie Sarasota in 1993 ... tied for the team lead in wins (five) and was second in strikeouts (40).

YEAR	CLUB	W-L	PCT	ERA	G	GS	CG	SHO	SV	IP	H	R	ER	HR	HB	BB-I	SO	WP	BK
1993	Sarasota (GCL)	5-3	.625	3.14	11	10	0	0	0	63.0	70	26	22	0	4	15-0	40	2	2
1994	Hickory	13-10	.565	3.48	27	27	3	2	0	178.2	170	88	69	15	12	43-0	133	8	2
MINOR TOTALS		18-13	.581	3.39	38	37	3	2	0	241.2	240	114	91	15	16	58-0	173	10	4

MACHADO, ROBERT

Position: Catcher

Height: 6-1 Bats: Right Born: June 3, 1973, Caracas, Venezuela

Weight: 150 Throws: Right Resides: Caracas, Venezuela

Recommended/Signed By: Alberto Rondon (White Sox)

How Obtained: Signed as a free agent by the White Sox, August 10, 1989.

Pro Career: Set career highs in games (93), at-bats (312), runs (45), doubles (17), home runs (11) and RBI (47) at Class A Prince William ... led all Sox catchers in home runs ... named Carolina League Player of the Week on 8/7-13/94 ... went 6-6 with three home runs (including a grand slam), six RBI and five runs scored vs. Salem on 8/13/94 ... collected 15 total bases, just the fifth player in CL history to accomplish the feat ... six hits and three homers (one to each field) tied for the most in the minor leagues in 1994 ... led Class A South Bend in hitting with a .306 average in 1993 ... threw out 31 of 88 basestealers (35.2 percent) ... was named to the midseason Midwest League All-Star squad ... appeared with the Sox in the Windy City Classic at Comiskey Park ... ranked second at Class A Utica with 13 doubles in 1992 ... 16 of 44 hits (36.4 percent) were for extra bases ... spent first pro season at Rookie Sarasota in 1991.

YEAR	CLUB	AVG	G	AB	R	H	TB	2B	3B	HR	RBI	SH	SF	HB	BB	SO	SB	CS	E
1991	Sarasota (GCL)	.246	38	126	11	31	37	4	1	0	15	0	1	6	6	21	2	2	8
1992	Utica	.273	45	161	16	44	65	13	1	2	20	0	1	0	5	26	1	5	12
1993	South Bend	.306	75	281	34	86	112	14	3	2	33	2	4	4	19	59	1	2	12
1994	Prince William	.260	93	312	45	81	133	17	1	11	47	2	1	4	27	68	0	1	16
MINOR TOTALS		.275	251	880	106	242	347	48	6	15	115	4	7	14	57	174	4	10	48

*Led League

MALIN, EDGAR

Position: Outfielder

Height: 6-2 Bats: Right Born: Oct. 25, 1974, San Pedro de Macoris, D.R.

Weight: 179 Throws: Right Resides: West New York, N.J.

Recommended/Signed By: Ken Williams (White Sox)

How Obtained: Selected in the 50th round, June 1994 free agent draft.

Personal Background: Played high school baseball at Memorial High School.

Pro Career: Played in eight games at Rookie Sarasota.

YEAR	CLUB	AVG	G	AB	R	H	TB	2B	3B	HR	RBI	SH	SF	HB	BB	SO	SB	CS	E
1994	Sarasota (GCL)	.077	8	13	2	1	3	0	1	0	1	0	0	0	1	7	0	0	0

Top Minor League Organizations In 1994

Team	Record	Pct.
Kansas City	408-285	.589
Oakland	382-306	.556
Milwaukee	372-312	.544
St. Louis	483-408	.542
Cincinnati	376-322	.539
Montreal	361-322	.529
White Sox	397-361	.524
Cleveland	364-335	.521
Seattle	356-331	.518
Baltimore	352-332	.515

MANNING, HANK

Position: Catcher

Height: 5-11 **Bats:** Right **Born:** July 3, 1968, Passaic, N.J.

Weight: 185 **Throws:** Right **Resides:** Rutherford, N.J.

Recommended/Signed By: Reggie Lewis (White Sox)

How Obtained: Signed as a free agent by the White Sox, March 18, 1991.

Personal Background: Played baseball at Pace University in Pleasantville, N.J. ... teamed with Jack Johnson to broadcast radio talk Show "Bulpen Chal" in 1994.

Pro Career: Appeared in 31 games at Class A Prince William and 21 at Class AAA Nashville ... went 4-5 with a home run on 6/23/94 at Salem ... split 1993 between Class AA Birmingham and Class A Sarasota ... led all catchers in the organization with a .282 batting average at Class A South Bend in 1992.

YEAR	CLUB	AVG	G	AB	R	H	TB	2B	3B	HR	RBI	SH	SF	HB	BB	SO	SB	CS	E
1991	South Bend	.284	23	67	5	19	22	3	0	0	10	2	0	2	1	4	0	2	4
	Sarasota (FSL)	.083	13	24	2	2	2	0	0	0	0	0	0	2	0	6	0	0	0
	Erie	.159	12	44	3	7	8	1	0	0	0	0	2	0	2	7	0	0	0
1992	South Bend	.282	66	213	26	60	72	9	0	1	30	0	1	5	14	22	4	2	4
1993	Sarasota (FSL)	.228	27	79	8	18	21	3	0	0	4	2	0	2	7	12	0	0	1
	Birmingham	.179	30	106	7	19	30	3	1	2	9	0	0	3	3	25	0	1	3
1994	Prince William	.257	31	105	10	27	38	5	0	2	10	2	0	2	1	22	0	0	6
	Nashville	.283	21	46	5	13	16	0	0	1	9	3	1	2	1	4	0	0	3
MINOR TOTALS		.241	223	684	66	165	209	24	1	6	80	9	4	16	29	102	4	5	21

MANRIQUE, RUBEN

Position: Second Baseman

Height: 5-10 **Bats:** Right **Born:** December 10, 1975, Caracas, Ven.

Weight: 175 **Throws:** Right **Resides:** Barquisimeto, Ven.

Recommended/Signed By: Hernan Cortes (White Sox)

How Obtained: Signed as a free agent by the White Sox, November 25, 1994.

Personal Background: Attended Alcazar del Centro High School ... won the Triple Crown in amateur league Criollos de Venezuela ... played in the winter-league system for the Lara Cardinals in 1993-94.

Pro Career: 1995 will be his first season in professional baseball.

MARTINEZ, HECTOR

Position: Catcher

Height: 6-0 **Bats:** Right **Born:** June 2, 1972, San Pedro de Macoris, D.R.

Weight: 200 **Throws:** Right **Resides:** San Pedro de Macoris, D.R.

Recommended/Signed By: Chicago White Sox

How Obtained: Signed as a free agent by the White Sox, April 2, 1995.

Pro Career: Has a .246 (94-382) batting average in 106 career games ... threw out 24 of 51 (47.1 percent) baserunners in the Gulf Coast League in 1991.

YEAR	CLUB	AVG	G	AB	R	H	TB	2B	3B	HR	RBI	SH	SF	HB	BB	SO	SB	CS	E
1991	Blue Jays (GCL)	.257	38	136	15	35	50	7	1	2	12	0	1	1	6	14	4	1	5
	Dunedin	.083	8	12	1	3	0	1	0	0	2	0	0	0	2	3	0	0	0
1992	Blue Jays (GCL)	.197	34	127	11	25	34	7	1	0	16	1	2	0	1	20	1	3	5
	Dunedin	.333	2	6	1	2	2	0	0	0	1	1	0	0	0	1	0	0	0
1993	Medicine Hat	.307	26	101	15	31	48	11	0	2	15	1	1	0	5	14	0	0	1
MINOR TOTALS		.246	106	382	43	94	138	25	3	4	77	5	4	1	14	52	5	4	11

MATHEWS, BYRON

Position: Outfielder

Height: 6-2 **Bats:** Switch **Born:** November 30, 1970, St. Louis, Mo.

Weight: 175 **Throws:** Right **Resides:** Ballwin, Mo.

Recommended/Signed By: Marti Wolever/Dave Owen (White Sox)

How Obtained: Selected in the third round, June 1992 free agent draft.

Personal Background: Played collegiate baseball at Oklahoma State University ... batted .333 with 24 stolen bases in 1992 and was named to the Second Team All-Big Eight Conference ... selected to the Midwest Regional and College World Series All-Tournament Teams ... tied for fourth on OSU's all-time stolen base list with 72.

Pro Career: Split the season between Class A South Bend and Class A Prince William ... combined to steal 22 bases, giving him 94 over three years ... batted .313 (20-64) in July at South Bend ... hit in 18 of 24 games after being promoted to Prince William ... was named to the Midwest League's midseason All-Star Team in 1993 ... had five-hit game on 8/23/93 vs. Appleton ... led the MWL in at-bats (518) and putouts (267) ... led all short-season minor league clubs with 42 stolen bases at Class A Utica in 1992 ... tied for second in the New York-Penn League with six triples and fourth with 49 runs ... selected to the NYPL postseason All-Star Team ... had lone Sox hit and stole a base in Hall of Fame Game on 8/3/92 in Cooperstown, N.Y.

YEAR	CLUB	AVG	G	AB	R	H	TB	2B	3B	HR	RBI	SH	SF	HB	BB	SO	SB	CS	E
1992	Utica	.264	66	269	49	71	95	9	6	1	19	1	3	2	27	31	42	14	6
1993	South Bend	.245	131	518	75	127	157	10	7	2	58	11	5	2	48	110	30	13	7
1994	South Bend	.226	84	305	41	69	90	10	4	1	29	3	4	4	27	73	16	11	5
	Prince William	.281	24	96	17	27	41	6	1	2	13	0	0	1	6	18	6	2	1
MINOR TOTALS		.247	305	1188	182	294	383	35	18	6	119	15	12	9	108	232	94	40	18

*Led League

MATZNICK, DAN

Position: Pitcher

Height: 6-2

Bats: Right

Born: July 9, 1971, Sterling, Ill.

Weight: 190

Throws: Right

Resides: Sterling, Ill.

Recommended/Signed By: Phil Rizzo (White Sox)

How Obtained: Selected in fourth round, June 1989 free agent draft.

Personal Background: 1989 graduate of Sterling (Ill.) High School, where he participated in baseball, basketball and football.

Pro Career: Appeared in two games at Rookie Sarasota and five at Class A South Bend as he continued to recover from 1992 arm injury ... has averaged 8.7 strikeouts per 9.0 IP over his career (385 SO/398.1 IP) ... attended the Fall Instructional League ... missed most of the last three seasons due to injury ... led Class A Sarasota and tied for fourth in the Florida State League with 131 strikeouts in 1991 ... shared club lead in games started (26) ... selected as the organization's August Pitcher of the Month at Sarasota in 1991 ... led Class A South Bend with 127 strikeouts in 1990.

YEAR	CLUB	W-L	PCT	ERA	G	GS	CG	SHO	SV	IP	H	R	ER	HR	HB	BB-I	SO	WP	BK
1989	Sarasota (GCL)	2-3	.400	3.12	12	11	0	0	0	52.0	46	27	18	0	3	26-0	47	7	1
1990	South Bend	10-7	.588	3.48	26	25	0	0	0	121.2	100	58	47	2	2	82-0	127	4	1
1991	Sarasota (FSL)	5-12	.294	4.00	26	26	2	1	0	157.1	128	82	70	5	8	94-3	131	7	0
1992	Sarasota (FSL)	2-0	1.000	1.29	2	2	0	0	0	14.0	7	2	2	0	0	4-0	18	2	0
1993	Sarasota (GCL)	0-2	.000	2.13	9	9	0	0	0	25.1	17	11	6	0	0	12-0	35	1	0
1994	Sarasota (GCL)	0-0	.000	1.29	2	2	0	0	0	7.0	3	1	1	0	0	2-0	11	0	0
	South Bend	0-3	.000	6.43	5	5	0	0	0	21.0	20	16	15	1	3	11-0	16	3	0
MINOR TOTALS		19-27	.413	3.59	82	80	2	1	0	398.1	321	197	159	8	16	233-3	385	24	2

McCARTHY, GREG

Position: Pitcher

Height: 6-2

Bats: Left

Born: October 30, 1968, Norwalk, Conn.

Weight: 215

Throws: Left

Resides: Shelton, Conn.

Recommended/Signed By: Dick Lawlor (Phillies)

How Obtained: Signed as a free agent by the White Sox, November 14, 1994.

1994: Split season between Cleveland's Class AA Canton-Akron and Class AAA Charlotte affiliates ... combined to go 3-3 with nine saves and a 4.23 ERA (26 ER/55.1 IP) ... was 2-3 with nine saves and a 2.25 ERA (8 ER/32.0 IP) at Canton-Akron before the promotion ... combined to strike out 60 in 55.1 IP (9.8 per 9.0 IP).

Minor League Highlights: Has appeared in 225 career games, starting 17 ... made last start in 1990 ... is 22-20 with 39 saves and a 3.48 ERA (152 ER/393.2 IP) lifetime ... has averaged 10.0 strikeouts per 9.0 IP (437 SO/393.2 IP) over his seven-year career. 1993: Began season at Class A Kinston before being promoted to Class AA Canton-Akron on 5/11 ... posted two saves and a 1.69 ERA (2 ER/10.2 IP) at Kinston ... appeared in 33 games at Canton-Akron ... struck out 39 in 34.1 IP ... was 1-0 with three saves and a 1.86 ERA in his first nine appearances after the promotion. 1992: Was acquired by the Indians in the December 1991 Rule 5 Draft ... tied for fourth in the organization with 12 saves at Kinston ... did not allow an earned run the entire season (23 games, 27.1 IP) ... went 2-0 with eight saves over a 12-game stretch from 4/19-5/22 ... was named Carolina League Pitcher of the Week for 5/18-24 ... did not pitch after 6/12 due to a sore left elbow. 1991: Was selected by Montreal in the December 1990 Rule 5 Draft ... spent the entire season on the disabled list following arthroscopic surgery on his left shoulder. 1990: Posted a 1-3 record while at Class A Clearwater ... struck out 67 in 59.2 IP. 1989: Struck out a career-high 115 in 112.0 IP at Class A Spartanburg. 1988: Went 4-2 with two saves at Spartanburg. 1987: Spent first season at Class A Utica after being selected by the Philadelphia Phillies in the 36th round of the June 1987 free agent draft.

Miscellaneous/Personal: Single ... attended Central High School in Bridgeport, Conn., where he played baseball.

YEAR	CLUB	W-L	PCT	ERA	G	GS	CG	SHO	SV	IP	H	R	ER	HR	HB	BB-I	SO	WP	BK
1987	Utica	4-1	.800	0.91	20	0	0	0	3	29.2	14	9	3	0	2	23-2	40	1	2
1988	Spartanburg	4-2	.667	4.04	34	1	0	0	2	64.2	52	36	29	3	10	52-0	65	8	3
1989	Spartanburg	5-8	.385	4.18	24	15	2	1	0	112.0	90	58	52	3	9	80-0	115	8	2
1990	Clearwater	1-3	.250	3.32	42	1	0	0	5	59.2	47	32	22	4	1	36-1	67	5	2
1991		DID NOT PLAY DUE TO INJURY																	
1992	Kinston	3-0	1.000	0.00	23	0	0	0	12	27.1	14	0	0	0	5	9-0	37	8	0
1993	Kinston	0-0	.000	1.69	9	0	0	0	2	10.2	8	4	2	0	0	13-0	14	2	0
	Canton-Akron	2-3	.400	4.72	33	0	0	0	6	34.1	28	18	18	1	2	37-2	39	5	0
1994	Canton-Akron	2-3	.400	2.25	22	0	0	0	9	32.0	19	12	8	0	1	23-2	39	2	0
	Charlotte	1-0	1.000	6.94	18	0	0	0	0	23.1	17	22	18	1	6	28-1	21	5	0
MINOR TOTALS		22-20	.524	3.48	225	17	2	1	39	393.2	289	191	152	12	36	303-8	437	44	9

McCASKEY, TOM

Position: Pitcher

Height: 6-3 **Bats:** Right **Born:** October 8, 1975, Escondido, Calif.

Weight: 200 **Throws:** Right **Resides:** San Marcos, Calif.

Recommended/Signed By: Ed Pebley/Mike Sgobba (White Sox)

How Obtained: Selected in the 10th round, June 1994 free agent draft.

Personal Background: Compiled a 6-4 record with a 2.22 ERA (20 ER/81.0 IP) pitching for San Marcos (Calif.) High School in 1994 ... struck out 94 in 81.0 IP (10.4 SO per 9.0 IP) ... selected first team in the California Interscholastic Federation's Southern Division ... attended the same high school as White Sox pitching prospect Toby Lehman.

Pro Career: Missed 1994 with an arm injury.

McCLURE, CRAIG

Position: Outfielder

Height: 6-1 **Bats:** Right **Born:** August 4, 1975, Tacoma, Wash.

Weight: 175 **Throws:** Right **Resides:** Littleton, Colo.

Recommended/Signed By: Ed Pebley/Paul Provas (White Sox)

How Obtained: Selected in the sixth round, June 1993 free agent draft.

Personal Background: Played baseball and football at Columbine High School in Littleton, Colo. ... was starting center fielder on 1991 state championship team ... named to Colorado All-State Team in 1991.

Pro Career: Led Rookie Sarasota in runs (27) and stolen bases (10) and ranked second in doubles (nine) ... attended the Fall Instructional League ... made pro debut at Rookie Sarasota in 1993 ... led the team in runs (36), stolen bases (17), walks (40) and strikeouts (66) ... was second on the team in hits (49) and RBI (25) ... walk total tied him for second in the Gulf Coast League.

YEAR	CLUB	AVG	G	AB	R	H	TB	2B	3B	HR	RBI	SH	SF	HB	BB	SO	SB	CS	E
1993	Sarasota (GCL)	.245	58	200	36	49	69	8	3	2	25	3	1	3	40	66	17	8	2
1994	Sarasota (GCL)	.237	49	135	27	32	48	9	2	1	16	0	0	2	17	44	10	2	3
MINOR TOTALS		.242	107	335	63	81	117	17	5	3	41	3	1	5	57	110	27	10	5

*Led League

McCORMACK, ANDY

Position: Pitcher

Height: 6-1 **Bats:** Left **Born:** February 4, 1971, Taunton, Mass.

Weight: 205 **Throws:** Left **Resides:** Raynham, Mass.

Recommended/Signed By: Mark Bernstein/Guy Mader (White Sox)

How Obtained: Selected in the 21st round, June 1993 free agent draft.

Personal Background: Played collegiate baseball at University of South Florida.

Pro Career: Ranked second in the Midwest League and third in the organization with 188.0 IP ... tied for second at Class A South Bend with nine victories ... fired 1-0, complete-game victory on 6/20/94 at Cedar Rapids ... his 26 starts and four complete games were second on the club ... struck out 12 in 7.0 IP on 4/29/94 at Clinton ... appeared at Rookie Sarasota and Class A Hickory in 1993.

YEAR	CLUB	W-L	PCT	ERA	G	GS	CG	SHO	SV	IP	H	R	ER	HR	HB	BB-I	SO	WP	BK
1993	Sarasota (GCL)	0-0	.000	0.00	1	1	0	0	0	5.0	1	0	0	0	0	0-0	7	0	0
	Hickory	4-7	.364	4.64	14	14	1	0	0	83.1	89	47	43	5	3	26-0	67	3	4
1994	South Bend	9-11	.450	3.54	27	26	4	1	0	188.0	209	85	74	15	6	51-1	115	6	3
MINOR TOTALS		13-18	.419	3.80	42	41	5	1	0	277.1	299	133	117	20	9	77-1	189	9	7

McKINION, MICKEY

Position: Pitcher

Height: 6-2 **Bats:** Switch **Born:** October 14, 1973, Mobile, Ala.

Weight: 180 **Throws:** Right **Resides:** Wilmer, Ala.

Recommended/Signed By: Mark Bernstein/Warren Hughes (White Sox)

How Obtained: Selected in the seventh round, June 1992 free agent draft.

Personal Background: Attended Mary Montgomery High School in Wilmer, Ala.

Pro Career: Made 28 relief appearances at Class A Hickory, posting one save ... won his first three decisions ... struck out a season-high five on 6/3/94 vs. Greensboro ... tied for second in starts at Class A Hickory in 1993 with 15 ... made pro debut at Rookie Sarasota in 1992.

YEAR	CLUB	W-L	PCT	ERA	G	GS	CG	SHO	SV	IP	H	R	ER	HR	HB	BB-I	SO	WP	BK
1992	Sarasota (GCL)	1-4	.200	4.66	8	6	0	0	1	29.0	34	26	15	1	4	7-1	13	5	1
1993	Hickory	2-8	.200	5.04	17	15	0	0	0	85.2	83	57	48	12	9	48-0	54	6	0
	Sarasota (GCL)	1-1	.500	3.06	6	2	0	0	2	17.2	13	6	6	0	1	5-0	10	6	0
1994	Hickory	3-5	.375	5.18	28	0	0	0	1	40.0	48	35	23	7	5	16-0	54	4	1
MINOR TOTALS		7-18	.280	4.80	59	23	0	0	4	172.1	178	124	92	20	19	76-1	131	20	2

McKINNON, SANDY

Position: Outfielder

Height: 5-8

Bats: Right

Born: September 20, 1972, Nicholls, Ga.

Weight: 175

Throws: Right

Resides: Nicholls, Ga.

Recommended/Signed By: Mark Bernstein/Kevin Burrell (White Sox)

How Obtained: Selected in the 12th round, June 1993 free agent draft.

Personal Background: Played baseball at Middle Georgia Junior College ... hit .351 with 27 stolen bases as a freshman and .341 with 24 steals his sophomore season.

Pro Career: His 36 stolen bases at Class A South Bend ranked second in the Sox organization ... stole three bases on 4/23/94 vs. Beloit ... hit in nine consecutive games from 6/8-17/94 (.395, 15-38) ... attended the Fall Instructional League ... appeared at Rookie Sarasota and Class A Hickory in 1993 ... ranked second with 17 steals at Hickory.

YEAR	CLUB	AVG	G	AB	R	H	TB	2B	3B	HR	RBI	SH	SF	HB	BB	SO	SB	CS	E
1993	Sarasota (GCL)	.182	6	11	2	2	2	0	0	0	0	1	0	2	3	2	4	0	0
	Hickory	.251	64	263	29	66	82	10	3	0	21	1	2	1	21	47	17	12	6
1994	South Bend	.240	117	462	64	111	137	9	4	3	28	7	3	4	32	83	36	14	6
MINOR TOTALS		.243	187	736	95	179	221	19	7	3	49	9	5	7	56	132	57	26	12

MEJIAS, FERNANDO

Position: Pitcher

Height: 6-3

Bats: Right

Born: March 15, 1972, Maracay, Venezuela

Weight: 210

Throws: Right

Resides: Maracay, Venezuela

Recommended/Signed By: Hernan Cortes (White Sox)

How Obtained: Signed as a free agent by the White Sox, November 25, 1994.

Pro Career: Originally was signed by Philadelphia on 1/20/91 and spent four seasons in the Phillies organization before being released.

YEAR	CLUB	W-L	PCT	ERA	G	GS	CG	SHO	SV	IP	H	R	ER	HR	HB	BB-I	SO	WP	BK
1991	Martinsville	1-1	.500	3.53	21	0	0	0	0	51.0	53	31	20	3	3	17-0	40	2	3
1992	Martinsville	0-3	.000	3.04	11	0	0	0	0	23.2	18	10	8	0	1	11-0	32	3	2
	Batavia	0-0	.000	2.70	2	0	0	0	0	3.1	3	1	1	1	0	3-0	5	0	0
1993	Martinsville	1-0	1.000	6.32	6	0	0	0	0	15.2	22	11	11	2	0	3-0	11	3	1
1994										DID NOT PLAY									
MINOR TOTALS		2-4	.333	3.84	40	0	0	0	0	93.2	96	53	40	6	4	34-0	88	8	6

MENDOZA, JESUS

Position: Second Baseman

Height: 5-10

Bats: Right

Born: October 11, 1974, Ciudad Bolivar, Ven.

Weight: 160

Throws: Right

Resides: Ciudad Bolivar, Venezuela

Recommended/Signed By: Alberto Rondon (White Sox)

How Obtained: Signed as a free agent by the White Sox, November 24, 1991.

Pro Career: Appeared in 12 games at Rookie Sarasota.

YEAR	CLUB	AVG	G	AB	R	H	TB	2B	3B	HR	RBI	SH	SF	HB	BB	SO	SB	CS	E
1994	Sarasota (GCL)	.256	13	43	2	11	13	2	0	0	3	0	1	0	2	4	3	2	2

MENECHINO, FRANK

Position: Second Baseman

Height: 5-9

Bats: Right

Born: January 7, 1971, Staten Island, N.Y.

Weight: 175

Throws: Right

Resides: Staten Island, N.Y.

Recommended/Signed By: Mark Bernstein/Warren Hughes (White Sox)

How Obtained: Selected in the 45th round, June 1993 free agent draft.

Personal Background: Played collegiate baseball at University of Alabama in 1992 and 1993 ... as a senior, led the team in on-base percentage (.448) and assists (148) ... as a junior, led the Tide in batting average (.349), on-base percentage (.463), walks (37) and stolen bases (22).

Pro Career: Was chosen the Charles Lubin Most Valuable Player at Class A South Bend in 1994 ... topped the Sox organization, ranked second in the Midwest League and ninth in the minor leagues in on-base percentage with a franchise record .427 ... ranked fourth in the organization in batting (.298) and fifth in slugging (.420) ... led South Bend in runs scored with 77 and walks with 78 ... was named to the MWL midseason All-Star Team ... his .979 fielding percentage led MWL second basemen ... appeared at Rookie Sarasota and Class A Hickory in 1993 ... led Sarasota in on-base percentage (.443) and was second at Hickory with a .416 mark.

YEAR	CLUB	AVG	G	AB	R	H	TB	2B	3B	HR	RBI	SH	SF	HB	BB	SO	SB	CS	E
1993	Sarasota (GCL)	.244	17	45	10	11	20	4	1	1	9	0	0	4	12	4	3	1	1
	Hickory	.281	50	178	35	50	74	6	3	4	19	1	1	4	33	26	11	2	6
1994	South Bend	.298	106	379	77	113	159	21	5	5	48	3	2	9	78	70	15	8	10
MINOR TOTALS		.289	173	602	122	174	253	31	9	10	76	4	3	17	123	102	29	11	17

MILSTIEN, DAVE

Position: Infielder

Height: 6-0 **Bats:** Right **Born:** September 11, 1968, Santa Monica, Calif.
Weight: 170 **Throws:** Right **Resides:** Simi Valley, Calif.

Recommended/Signed By: Joe Stephenson (Red Sox)

How Obtained: Signed as a free agent by the White Sox, May 28, 1994.

Personal Background: Graduated from Simi Valley High School in 1986, where he was a teammate of Scott Radinsky ... went to Russia on the Eastern League's Diamond Diplomacy Tour in the fall of 1989.

Pro Career: Appeared at shortstop and third base for Class AAA Nashville after signing with the Sox as a free agent ... had two three-hit games for the Sounds and batting average reached .304 on 6/17/94 ... played in Boston's organization for eight seasons, the last two exclusively with Class AAA Pawtucket ... led the Eastern League with 12 sacrifice bunts in 1990.

YEAR	CLUB	AVG	G	AB	R	H	TB	2B	3B	HR	RBI	SH	SF	HB	BB	SO	SB	CS	E
1986	Elmira	.274	34	107	15	29	36	4	0	1	6	1	0	0	5	12	0	2	9
1987	Winter Haven	.221	100	303	35	67	72	5	0	0	33	7	4	1	12	31	0	1	48
1988	Winter Haven	.214	120	429	36	92	120	15	5	1	26	2	1	0	5	38	2	4	32
1989	New Britain	.252	108	345	34	87	97	10	0	0	27	10	2	2	23	50	5	5	23
1990	New Britain	.215	115	376	31	81	93	12	0	0	24	12	4	1	23	44	6	3	17
1991	New Britain	.278	86	309	36	86	106	6	1	4	31	2	5	1	46	38	3	5	14
	Pawtucket	.203	19	59	2	12	12	0	0	0	4	0	0	3	3	8	0	0	5
1992	Pawtucket	.248	85	266	29	66	82	11	1	1	34	0	2	1	13	23	0	3	10
1993	Pawtucket	.252	88	258	28	65	82	8	3	1	18	2	1	2	10	31	1	3	10
1994	Nashville	.236	57	174	26	41	53	6	0	2	8	4	1	1	14	20	0	3	4
MINOR TOTALS		.238	810	2626	272	626	753	77	10	10	211	40	20	12	154	295	17	28	179

¹Led League

MONGIELLO, MIKE

Position: Pitcher

Height: 6-2 **Bats:** Right **Born:** January 19, 1968, Hoboken, N.J.
Weight: 215 **Throws:** Right **Resides:** Secaucus, N.J.

Recommended/Signed By: Ed Ford (White Sox)

How Obtained: Selected in seventh round, June 1989 free agent draft.

Personal Background: Attended Fairleigh Dickinson University in Rutherford, N.J., where he played baseball.

Pro Career: His 40 relief appearances led Class AAA Nashville ... also made five starts ... struck out season-high 10 in 5.0 IP during start on 7/3/94 vs. Louisville ... won consecutive starts on 7/24-28/94, throwing 11.2 scoreless IP in the two starts ... has recorded 54 saves and averaged 7.7 strikeouts per 9.0 IP (41.1 SO/478.2 IP) over his six-year pro career ... led Class AA Birmingham in 1992 with eight saves ... ranked fifth in the Florida State League with 23 saves at Class A Sarasota in 1991 ... appeared in the FSL All-Star Game ... led Class A South Bend with 13 saves in 1990.

YEAR	CLUB	W-L	PCT	ERA	G	GS	CG	SHO	SV	IP	H	R	ER	HR	HB	BB-I	SO	WP	BK
1989	Sarasota (GCL)	1-3	.250	3.58	8	4	0	0	2	33.0	28	16	13	2	2	13-0	28	3	1
1990	South Bend	6-6	.500	3.30	38	15	3	1	13	106.1	98	55	39	3	2	54-4	89	5	8
1991	Sarasota (FSL)	4-4	.500	2.25	55	0	0	0	23	68.0	51	26	17	1	1	34-5	62	5	4
1992	Birmingham	5-2	.714	3.83	44	3	0	0	8	82.1	76	38	35	3	5	38-3	73	12	0
1993	Birmingham	0-1	.000	1.54	7	1	0	0	1	11.2	5	6	2	0	2	4-0	9	3	0
	Nashville	6-4	.600	4.25	39	9	1	0	7	91.0	88	44	43	10	4	41-3	73	7	0
1994	Nashville	4-6	.400	3.65	45	5	0	0	0	96.1	94	39	35	6	3	49-7	77	7	0
MINOR TOTALS		26-26	.500	3.46	236	37	4	1	54	478.2	440	224	184	25	19	233-22	411	42	13

MOORE, BRANDON

Position: Infielder

Height: 5-11 **Bats:** Right **Born:** August 23, 1972, Birmingham, Ala.
Weight: 175 **Throws:** Right **Resides:** Springville, Ala.

Recommended/Signed By: Mark Bernstein/Warren Hughes (White Sox)

How Obtained: Selected in the 17th round, June 1994 free agent draft.

Personal Background: Was named the Second Team All-Southeastern Conference shortstop while playing for Auburn University ... is Auburn's all-time leader in hits (300), singles (242), games (240) and at-bats (910) ... is second in SEC history in at-bats and was the first conference player to have both 300 hits and 900 at-bats ... set school record by starting 242 games ... led the 1994 team in RBI (66) and batted .361 (97-269).

Pro Career: Appeared in 60 games at Class A Hickory after playing in four at Rookie Sarasota ... collected four-hit game on 8/29/94 at Greensboro and posted five three-hit efforts ... homered on 7/15/94 at Charleston (S.C.) ... attended the Fall Instructional League.

YEAR	CLUB	AVG	G	AB	R	H	TB	2B	3B	HR	RBI	SH	SF	HB	BB	SO	SB	CS	E
1994	Sarasota (GCL)	.100	4	10	1	1	1	0	0	0	0	0	0	0	1	1	0	0	2
	Hickory	.246	60	230	43	57	69	5	2	1	26	7	3	1	33	28	10	6	10
MINOR TOTALS		.242	64	240	44	58	70	5	2	1	26	7	3	2	34	29	10	6	12

MOORE, DAVID

Position: Pitcher

Height: 6-3 Bats: Right Born: October 9, 1974, St. Petersburg, Fla.

Weight: 185 Throws: Right Resides: Orlando, Fla.

Recommended/Signed By: Mark Bernstein/Guy Mader (White Sox)

How Obtained: Selected in the 34th round, June 1993 free agent draft.

Personal Background: Played baseball at Dr. Phillips High School in Orlando, Fla.

Pro Career: Appeared in 17 games at Rookie Sarasota ... attended the Fall Instructional League ... made pro debut at Rookie Sarasota in 1993.

YEAR	CLUB	AVG	G	AB	R	H	TB	2B	3B	HR	RBI	SH	SF	HB	BB	SO	SB	CS	E
1993	Sarasota (GCL)	.239	47	134	16	32	40	3	1	1	16	2	0	0	21	47	4	4	8
1994	Sarasota (GCL)	.125	17	40	5	5	9	1	0	1	7	0	0	1	7	15	2	2	4
MINOR TOTALS		.213	64	174	21	37	49	4	1	2	23	2	0	1	28	62	6	6	12

MOORE, TIM

Position: Pitcher

Height: 6-4 Bats: Right Born: September 4, 1970, Irving, Texas

Weight: 190 Throws: Right Resides: Irving, Texas

Recommended/Signed By: Ed Pebley/Scott Cerny (White Sox)

How Obtained: Selected in the fifth round, June 1992 free agent draft.

Personal Background: Played collegiate baseball at Stanford University ... earned a 3.1 GPA in economics at Stanford ... played with Steve Worrell in college ... posted 2-2 record over 20 appearances as a junior in 1992 ... struck out 102 over 56.0 IP as a senior at McArthur High School in Irving, Texas ... was a three-time All-City pitcher.

Pro Career: Split season between Class A Prince William and Class AA Birmingham ... combined to go 2-2 with a 3.09 ERA (27 ER/78.2 IP) ... was 2-0 with one save and a 1.69 ERA (4 ER/21.1 IP) in July with the Cannons ... struck out a season-high seven times ... was third in the Midwest League in IP (165.1) in 1993 ... lost decision in two-hitter on 6/13/93 vs. Appleton ... his 26 starts and 11 wins tied for the club lead at Class A South Bend ... had a strikeout-to-walk ratio of 3.1:1 (66 SO/21 BB) at Class A Ulica in 1992.

YEAR	CLUB	W-L	PCT	ERA	G	GS	CG	SHO	SV	IP	H	R	ER	HR	HB	BB-I	SO	WP	BK
1992	Ulica	6-5	.545	3.19	14	13	0	0	0	84.2	92	46	30	7	3	21-0	66	8	1
1993	South Bend	11-9	.550	4.52	26	26	4	0	0	165.1	156	89	83	#21	12	52-0	108	8	1
1994	Prince William	2-2	.500	2.59	27	0	0	0	5	66.0	59	24	19	4	2	24-0	77	3	1
	Birmingham	0-0	.000	5.68	8	0	0	0	0	12.2	16	12	8	2	1	3-1	10	1	0
MINOR TOTALS		19-16	.543	3.83	75	39	4	0	5	328.2	313	171	140	34	18	100-1	261	20	3

NAVAS, JESUS

Position: Second Baseman

Height: 6-0 Bats: Switch Born: January 11, 1975, Maracay, Venezuela

Weight: 170 Throws: Right Resides: Palo Negro, Venezuela

Recommended/Signed By: Hernan Cortes (White Sox)

How Obtained: Signed as a free agent by the White Sox, April 7, 1994

Pro Career: Appeared in 25 games at Rookie Sarasota, 22 at second base and three at shortstop ... attended the Fall Instructional League.

YEAR	CLUB	AVG	G	AB	R	H	TB	2B	3B	HR	RBI	SH	SF	HB	BB	SO	SB	CS	E
1994	Sarasota (GCL)	.169	25	59	4	10	10	0	0	0	6	1	2	0	6	11	1	2	3
	South Bend	.140	12	43	2	6	6	0	0	0	0	0	0	0	9	1	2	3	
MINOR TOTALS		.157	37	102	6	16	16	0	0	0	6	1	2	0	6	20	2	4	6

NEWHOUSE, ANDRE

Position: Outfielder

Height: 6-0 Bats: Right Born: June 30, 1972, Houston, Texas

Weight: 190 Throws: Right Resides: Houston, Texas

Recommended/Signed By: Terry Wetzel (Kansas City)

How Obtained: Signed as a free agent by the White Sox, March 30, 1994.

Personal Background: Graduated from Sterling High School in Houston in 1990.

Pro Career: Set career highs in runs (67), hits (100), RBI (46) and stolen bases (26) at Class A South Bend ... posted 26 steals in 30 attempts (86.7 percent) to rank second in the Midwest League ... batted .343 (12-35) in April and .327 (17-52) in June ... tied for eighth in the Northwest League with a .303 batting average in 1992 ... was selected by the Royals in the 24th round of the June 1990 free agent draft.

YEAR	CLUB	AVG	G	AB	R	H	TB	2B	3B	HR	RBI	SH	SF	HB	BB	SO	SB	CS	E
1990	Gulf Coast	.200	20	40	7	8	11	3	0	0	2	0	0	1	12	15	0	2	3
1991	Gulf Coast	.255	44	149	31	38	53	4	1	3	16	0	1	3	27	36	8	2	5
1992	Eugene	.303	57	211	32	64	88	12	0	4	26	1	2	5	24	49	20	4	3
	Appleton	.211	50	161	26	34	46	7	1	1	22	2	3	1	18	59	5	2	1
1993	Rockford	.240	94	271	42	65	89	19	0	2	28	2	4	6	26	68	24	8	2
1994	South Bend	.284	104	352	67	100	123	13	2	2	46	2	4	7	40	72	26	4	5
MINOR TOTALS		.261	369	1184	205	309	410	57	4	12	140	2	4	7	147	299	83	4	5

NICHOLS, JAMES

Position: Pitcher

Height: 6-5 Bats: Right Born: January 22, 1976, Bear, Delaware

Weight: 215 Throws: Right Resides: Bear, Delaware

Recommended/Signed By: Mark Bernstein/Reggie Lewis (White Sox)

How Obtained: Selected in the 27th round, June 1994 free agent draft.

Personal Background: Graduated from St. Mark's High School in 1994.

Pro Career: 1995 will be his first pro season.

NORIEGA, REY

Position: Infielder

Height: 6-1 Bats: Switch Born: March 15, 1968, Miami Beach, Fla.

Weight: 175 Throws: Right Resides: Miami, Fla.

Recommended/Signed By: Chicago White Sox

How Obtained: Signed as a free agent by the White Sox, April 2, 1995.

Personal Background: Graduated in 1986 from Southwest High School in Miami where he played football, baseball and ran track ... attended the University of Miami, earning Freshmen All-America honors in 1987.

Pro Career: Named to Florida State League All-Star Team in 1991 ... led the FSL in walks (78) and tied for first in home runs (14) and topped all third basemen in games played (123) ... tied for first in the Yankees organization in triples (9) and ranked third in home runs and walks ... hit a grand slam on 5/29/91 vs. Winter Haven and 6/18/91 vs. Lakeland ... spent part of the 1992 season at Class AA Albany of the Eastern League ... was originally selected by the Yankees in the 60th round of the June 1989 free agent draft.

YEAR	CLUB	AVG	G	AB	R	H	TB	2B	3B	HR	RBI	SH	SF	HB	BB	SO	SB	CS	E
1989	Sarasota (GCL)	.296	39	125	29	37	53	4	6	0	16	3	3	1	33	27	7	2	9
1990	Ft. Lauderdale	.226	84	305	52	69	103	17	4	3	29	6	4	2	35	85	7	6	21
1991	Ft. Lauderdale	.249	126	429	67	107	182	19	7	14	68	0	2	2	79	134	12	5	26
1992	Albany	.103	22	78	2	8	10	2	0	0	3	0	0	0	5	31	1	0	1
	Ft. Lauderdale	.222	99	338	41	75	121	19	6	5	38	1	1	1	41	86	12	2	11
MINOR TOTALS		.232	370	1275	191	296	469	61	23	22	153	10	10	6	192	363	39	15	68

NORTON, GREG

Position: Third Baseman

Height: 6-1 Bats: Switch Born: July 6, 1972, San Lendo, Calif.

Weight: 190 Throws: Right Resides: Norman, Okla.

Recommended/Signed By: Doug Laumann/Dave Owen (White Sox)

How Obtained: Selected in the second round, June 1993 free agent draft.

Personal Background: Led the University of Oklahoma in hitting in 1993 with a .370 mark, including five home runs and 60 RBI in 55 games ... registered team highs in hits (84), runs (58) and doubles (20) ... performance earned him All-Big Eight second team honors ... named to the Eastern Division All-Star Team in the Cape Cod League in 1992.

Pro Career: Batted .303 (72-238) at home and .388 (40-103) in July at Class A South Bend ... four of his six home runs came in July ... collected two four-hit games ... posted an 18-game hitting streak from 7/22-8/11/94 (.333, 23-69) ... from 6/24/94 through the remainder of the season, hit safely in 52 of 64 games to raise his average from .239 to .287 ... was named the organization's No. 10 prospect by *Baseball America* ... attended the Fall Instructional League ... appeared at both Rookie Sarasota and Class A Hickory in 1993.

YEAR	CLUB	AVG	G	AB	R	H	TB	2B	3B	HR	RBI	SH	SF	HB	BB	SO	SB	CS	E
1993	Sarasota (GCL)	.222	3	9	1	2	2	0	0	0	2	0	0	0	1	1	0	0	0
	Hickory	.244	71	254	36	62	90	12	2	4	36	1	4	1	41	44	0	2	17
1994	South Bend	.287	127	477	73	137	181	29	2	6	64	2	3	2	62	71	5	3	30
MINOR TOTALS		.272	201	740	110	201	273	34	4	10	102	3	7	3	104	116	5	5	47

NOVA, FERNANDO

Position: Outfielder

Height: 6-0 Bats: Right Born: Feb. 9, 1976, San Pedro de Macoris, D.R.

Weight: 168 Throws: Right Resides: San Pedro de Macoris, D.R.

Recommended/Signed By: Juan Bernhardt (White Sox)

How Obtained: Signed as a free agent by the White Sox, August 23, 1993.

Pro Career: 1995 will be his first season in professional baseball.

NOVOA, RAFAEL

Position: Pitcher

Height: 6-1 Bats: Left Born: October 26, 1967, New York, N.Y.

Weight: 190 Throws: Left Resides: Phoenix, Ariz.

Recommended/Signed By: Alan Marr (Giants)

How Obtained: Signed as a free agent by the White Sox, January 30, 1995.

1994: Made 27 appearances (23 starts) at Class AAA Iowa in the Chicago Cubs organization ... won consecutive starts on 5/20 vs. Louisville and 6/1 at Oklahoma City ... tossed complete-game victory on 7/17 vs. New Orleans ... went 3-3 with a 4.93 ERA (21 ER/38.1 IP) in August.

Major League Highlights: Has 98 days of major-league service. **1993:** Went 0-3 with two complete games in 15 games (seven starts) with Milwaukee ... made Brewers' debut in no-decision start on 7/26 vs. Boston ... tossed career-high 8.1 IP in outing vs. the Red Sox ... lost both complete-game efforts (8/5 at Baltimore and 8/16 at Oakland) ... allowed career-low six hits in appearance at Oakland ... struck out a career-high five on 8/16 vs. Cleveland ... made longest career relief appearances of 4.0 IP twice (last on 8/21 at California). **1990:** Pitched in seven games with San Francisco in just his second professional season ... was recalled from Class AA Shreveport on 7/31 ... made major-league debut on 7/31 vs. Houston and had no decision despite allowing one run in 5.2 IP ... first major-league hit came on 8/5 vs. Los Angeles' Tim Belcher ... was optioned to Shreveport on 8/9 before returning in September ... earned first save on 9/30 vs. Los Angeles, going 4.0 IP in an 8-2 victory.

Minor League Highlights: **1993:** Opened the season at Class AAA New Orleans ... owned the fourth-lowest ERA in the American Association when promoted on 7/26. **1992:** Led the Texas League with six complete games for Class AA El Paso ... tied for fifth in the league in victories (10) and ranked ninth in ERA (3.26). **1991:** Made 17 starts at Class AAA Phoenix in San Francisco's organization ... began the year on the disabled list with tendinitis in his left shoulder. **1990:** Combined to go 14-6 with a 2.50 ERA (47 ER/169.1 IP) at Class A Clinton and Class AA Shreveport ... struck out 113 in 97.2 IP at Clinton ... struck out 42 over three starts from 5/1-11, including 17 on 5/11 vs. Springfield. **1989:** Began professional career at Class A Everett, fanning 20 in 15.0 IP ... was promoted to Clinton on 7/1 ... was selected by San Francisco in the ninth round of the June draft.

Miscellaneous/Personal: Married Michelle Mansfield ... graduated from Fordham Prep High School in the Bronx, N.Y. ... was selected to the All-New York City Team in 1985 as a senior ... graduated from Villanova University in 1989, receiving a degree in liberal arts ... was named to the All-Big East Team twice and to the All-Conference Tournament Team twice ... was chosen the Most Valuable Player of the conference tournament during his senior season.

YEAR	CLUB	W-L	PCT	ERA	G	GS	CG	SHO	SV	IP	H	R	ER	HR	HB	BB-I	SO	WP	BK
1989	Everett	0-1	.000	4.80	3	3	0	0	0	15.0	20	11	8	2	1	8-0	20	3	1
	Clinton	5-4	.556	2.54	13	10	0	0	0	63.2	58	20	18	1	4	18-1	61	1	6
1990	Clinton	9-2	.818	2.40	15	14	3	1	0	97.2	73	32	26	6	4	30-0	113	2	2
	Shreveport	5-4	.556	2.64	11	10	2	1	0	71.2	60	21	21	3	3	25-0	66	1	0
	SAN FRANCISCO	0-1	.000	6.75	7	2	0	0	1	18.2	21	14	14	3	0	13-1	14	0	0
1991	Phoenix	6-6	.500	5.96	17	17	0	0	0	93.2	135	83	62	16	5	37-3	46	3	1
1992	El Paso	10-7	.588	3.26	22	21	6	0	0	146.1	143	63	53	6	9	48-3	124	8	1
1993	New Orleans	10-5	.667	3.42	20	18	2	1	0	113.0	105	55	43	20	5	38-3	74	4	1
	MILWAUKEE	0-3	.000	4.50	15	7	2	0	0	56.0	58	32	26	7	4	22-2	17	0	0
1994	Iowa	6-10	.375	5.24	27	23	1	0	0	137.1	151	90	80	12	8	67-3	54	7	1
MINOR TOTALS		51-39	.567	3.79	128	116	14	3	0	738.1	745	375	311	66	39	271-13	558	29	13
A.L. TOTALS		0-3	.000	4.50	15	7	2	0	0	56.0	58	32	28	7	4	22-2	17	0	0
N.L. TOTALS		0-1	.000	6.75	7	2	0	0	1	18.2	21	14	14	3	0	13-1	14	0	0
M.L. TOTALS		0-4	.000	5.06	22	9	2	0	1	74.2	79	46	42	10	4	35-3	31	1	0

* Led League

OLSEN, STEVE

Position: Pitcher

Height: 6-4 **Bats:** Right **Born:** November 2, 1969, Louisville, Ky.

Weight: 225 **Throws:** Right **Resides:** La Grange, Ky.

Recommended/Signed By: Mark Bernstein/Doug Laumann (White Sox)

How Obtained: Selected in seventh round, June 1991 free agent draft.

Personal Background: Played collegiate baseball at Eastern Kentucky University.

Pro Career: Split season between Class AA Birmingham and Class AAA Nashville, setting a career high with 12 combined victories ... also posted career bests in starts (27), IP (174.0), fewest walks (46) and most strikeouts (127) ... fired three complete games ... struck out season-high eight on 7/29/94 at Omaha in complete-game victory ... tied for Birmingham lead in wins with 10 in 1993 ... his 25 starts and 142.0 IP topped the team ... fired a two-hitter on 7/23/93 vs. Memphis ... won lone playoff start, striking out eight in 6.2 scoreless IP ... has averaged 7.0 strikeouts per 9.0 IP (446 SO/577.0 IP) over his career ... led the White Sox organization and tied for third in the minor leagues with a combined 17 victories at Class A Sarasota and Birmingham in 1992 ... was co-recipient of the Charles Lubin Most Valuable Player Award at Birmingham ... fired a three-hitter on 6/4/92 for Sarasota vs. Dunedin ... selected organizational Player of the Month for May, going 5-0 with a 1.06 ERA and 43 strikeouts in 42.1 IP ... named Southern League Pitcher of the Week for 6/22-28/92 ... owned the Best Breaking Pitch in the Florida State League in 1992 according to *Baseball America*.

YEAR	CLUB	W-L	PCT	ERA	G	GS	CG	SHO	SV	IP	H	R	ER	HR	HB	BB-I	SO	WP	BK
1991	Ulica	1-0	1.000	0.64	2	2	0	0	0	14.0	3	3	1	0	0	4-0	20	1	0
	South Bend	5-2	.714	3.64	13	13	0	0	0	81.2	80	44	33	4	3	28-1	76	3	3
1992	Sarasota (FSL)	11-1	.917	1.94	13	13	3	1	0	88.0	68	22	19	4	3	32-0	85	3	2
	Birmingham	6-4	.600	3.03	12	12	1	0	0	77.1	68	28	26	5	0	29-1	46	2	0
1993	Birmingham	10-9	.526	4.75	25	25	1	1	0	142.0	156	87	75	22	7	52-2	92	4	0
1994	Birmingham	5-7	.417	3.68	16	16	1	0	0	102.2	100	47	42	8	3	28-1	69	9	0
	Nashville	7-2	.778	3.28	11	11	2	0	0	71.1	69	30	26	4	0	18-0	58	0	1
MINOR TOTALS		45-25	.643	3.46	92	92	8	2	0	577.0	544	261	222	47	16	191-5	446	22	6

ORDONEZ, MAGGLIO

Position: Outfielder

Height: 5-11 **Bats:** Right **Born:** January 28, 1974, Caracas, Venezuela

Weight: 170 **Throws:** Right **Resides:** Coro Falcon, Venezuela

Recommended/Signed By: Alberto Rondon (White Sox)

How Obtained: Signed as free agent by the White Sox, May 18, 1991.

Pro Career: Ranked sixth in the organization and eighth in the South Atlantic League with a .294 (144-490) batting average ... his 144 hits were third-most in the organization ... had 40 extra-base hits ... was the starting left fielder in the SAL All-Star Game and was named to the league's postseason All-Star Team ... batting average jumped 78 points from 1993 ... batted .327 (82-251) at home, .376 (38-101) in May and .308 (28-91) in June ... posted 40 multihit games, including four-hit effort on 5/30/94 at Augusta ... hit safely in 11 consecutive games from 6/7-17/94, raising his average to .340 ... drove in four runs twice in a six-game span (16 total RBI) ... hit grand slam in seventh inning on 8/22/94 vs. Asheville for a 10-8 victory ... made pro debut at Rookie Sarasota in 1992.

YEAR	CLUB	AVG	G	AB	R	H	TB	2B	3B	HR	RBI	SH	SF	HB	BB	SO	SB	CS	E
1992	Sarasota (GCL)	.180	38	111	17	20	37	10	2	1	14	0	1	2	13	26	6	4	0
1993	Hickory	.216	84	273	32	59	90	14	4	3	20	2	0	0	26	66	5	5	6
1994	Hickory	.294	132	490	86	144	211	24	5	11	69	7	3	1	45	57	16	7	6
MINOR TOTALS		.255	254	874	135	223	338	48	11	15	103	9	4	3	84	149	27	16	12

1994 All-Stars

Midseason

Nashville
D. Denson (DH), R. Durham (2B),
S. Ruffcorn (P), S. Schrenk (P),
R. Renick (MGR)

A. Levine (P)

Birmingham
E. Burton (2B), M. Call (P),
J. Hurst (OF), S. Johnston (P),
E. Pearson (1B), J. Pierson (P),
C. Woodfin (P)

South Bend
J. Evans (OF), F. Menechino (2B),
M. Sirolka (P), J. Vinas (C)

Hickory
T. Fordham (P), J. Goligoski (SS),
M. Ordonez (OF), J. Vazquez (P),
S. Vollmer (C), H. Williams (1B),
F. Kendall (MGR)

Postseason

D. Denson (DH), R. Durham (2B),
S. Ruffcorn (P)

Birmingham
C. Snopek (3B)

Prince William
E. Burton (2B), J. Hurst (OF),
C. Wilson (SS)

South Bend
M. Sirolka (LHP), H. Tagle (LHR)

Hickory
M. Ordonez (OF), H. Williams (1B),
F. Kendall (MGR), P. Casanova (CH)

ORTIZ, JAVIER

Given Name: Javier Victor Ortiz

Position: Outfielder

Height: 6-4 **Bats:** Right **Born:** January 22, 1963, Boston, Mass.

Weight: 220 **Throws:** Right **Resides:** Miami, Fla.

Recommended/Signed By: Texas Rangers

How Obtained: Signed as a free agent, March 2, 1994.

1994: Spent the season at Class AAA Nashville after signing as a free agent on 3/2 ... started 96 games in right field and ranked second on the team with a .275 batting average (95-346) ... collected 16 doubles, 16 home runs and 55 RBI ... had 20 multi-hit and 13 multi-RBI games ... named American Association Player of the Week for 8/7-13 after hitting .467 (7-15) with three home runs, nine RBI and five runs scored... was 2-4 with a double, grand slam and five RBI on 8/10 vs. Buffalo ... went 4-4 with two doubles and four RBI on 8/11 vs. Louisville and 3-5 with a double, home run and four RBI on 7/17 at Louisville ... collected nine hits in his final 15 at-bats to raise his average from .260 to .275 ... batted .342 (25-73) with 13 runs scored in June ... posted a .342 average (38-111) vs. left-handed pitching ... was successful on eight of nine stolen-base attempts ... ranked third on the Sounds with a .483 slugging percentage.

Major League Highlights: Has 113 days of major-league service ... owns a career .275 batting average (44-160) in 77 games over two seasons with Houston, **1991:** Batted .277 (23-83) with one home run in 47 games with Houston ... set career bests in average, games, at-bats and hits ... homered off Roger McDowell at Dodger Stadium on 8/17 ... matched his career high of three hits twice (last on 9/29 vs. Atlanta) ... had his contract purchased from Class AAA Tucson on 6/8. **1990:** His contract was purchased from Tucson on 6/13 ... made his major-league debut on 6/15 at Cincinnati, striking out as a pinch hitter in his first at-bat ... went 2-3 with two doubles and a walk in his first start on 6/16 at Cincinnati ... hit .346 (9-26) in 14 games prior to the All-Star Break ... opened the second half on 7/12 vs. Philadelphia by going 2-4 with a double, his first career home run (off Bruce Ruffin) and three RBI ... collected a career-high three hits with two RBI vs. the Phillies on 7/15 ... had at least one RBI in four straight games from 7/15-18 ... posted a pair of three-game hitting streaks (7/7-12 and 7/23-24) ... season ended on 7/26 at San Diego when he partially tore the posterior cruciate ligament in his left knee during a home-plate collision with catcher Mark Parent ... was placed on the emergency 60-day disabled list on 8/1 ... hit .333 (13-39) with four doubles, one triple and one homer vs. left-handed pitching.

Minor League Highlights: Has a .296 career batting average (888-2,999) with 106 home runs and 514 RBI over 11 minor-league seasons ... has posted a batting average above .300 in five of 11 seasons. **1993:** Played 33 games at Class AA Carolina, eight at Bradenton (GCL) and three at Class AAA Omaha ... hit a combined .331 (46-139) ... was placed on the 15-day disabled list on 4/19 at Omaha ... was activated from the disabled list and then released by Omaha on 5/7 ... signed with Carolina on 7/16 and was placed on the 15-day disabled list the same day ... was re-activated from the disabled list on 7/30 and went on to hit .339 (37-109) with 10 doubles, five homers and 24 RBI in 33 games with the Mudcats. **1992:** Missed the entire season due to a broken left wrist. **1991:** Batted .323 (41-127) in 34 games at Class AAA Tucson before being recalled by Houston on 6/7. **1990:** Posted a .352 (63-179) batting average with 16 doubles, five home runs and 39 RBI in 49 games at Tucson. **1989:** Played in 70 games at Class AAA Albuquerque before being traded to Tucson on 7/22 ... played in the Pacific Coast League All-Star Game and went 1-2 ... batted .368 in April ... was 4-6 (.667) with one homer and four RBI as a pinch hitter. **1988:** Played in only 51 games for Class AA San Antonio due to a stress fracture in his ankle. **1987:** Batted .276 (105-381) with 15 home runs and 69 RBI at Class AAA Oklahoma City. **1986:** Played at Class AA Tulsa and was named to Texas League All-Star Team ... batted .302 (114-378) with 14 home runs and 65 RBI. **1985:** Spent season at Tulsa. **1984:** Named to Texas League All-Star Team after hitting .298 at Tulsa. **1983:** Made his professional debut at Class A Burlington ... led the Midwest League with a .352 batting average, .033 higher than the nearest competitor ... selected to Midwest League All-Star Team.

Miscellaneous/Personal: Married Tania ... attended the University of Florida in 1982 and Miami-Dade South CC in 1983 ... hit .387 in 49 games as a freshman at Florida in 1982 ... graduated in 1981 from Hialeah-Miami Lakes High School in Miami... was selected by the Texas Rangers in the first round (fourth overall) of the January 1983 free agent draft.

YEAR	CLUB	AVG	G	AB	R	H	TB	2B	3B	HR	RBI	SH	SF	HB	BB	SO	SB	CS	E
1983	Burlington	.352	101	378	72	133	212	23	4	16	79	2	3	2	42	94	10	6	10
1984	Tulsa	.298	94	325	42	97	148	21	3	8	53	4	4	5	47	67	4	5	8
1985	Tulsa	.247	86	304	47	75	108	12	3	5	31	0	1	4	52	75	11	3	6
1986	Tulsa	.302	110	378	52	114	191	29	3	14	65	3	1	7	54	94	15	10	11
1987	Oklahoma City	.276	119	381	58	105	187	23	7	15	69	1	10	4	58	99	5	2	6
1988	San Antonio	.291	51	182	35	53	94	13	2	8	33	0	5	5	22	38	6	3	1
1989	Albuquerque	.268	70	220	42	59	102	10	0	11	36	1	0	4	34	54	2	2	7
	Tucson	.175	11	40	5	7	7	0	0	0	0	0	0	0	2	9	0	0	1
1990	Tucson	.352	49	179	36	63	98	16	2	5	39	0	3	1	22	36	2	3	2
	HOUSTON	.273	80	77	7	21	31	5	1	1	10	0	1	0	12	11	1	1	1
1991	Tucson	.323	84	127	20	41	63	13	0	3	22	0	2	0	10	22	0	3	3
	HOUSTON	.277	47	83	7	23	32	4	1	1	5	0	0	0	14	14	0	0	0
1992	DID NOT PLAY DUE TO INJURY																		
1993	Omaha	.286	3	7	0	2	2	0	0	0	2	0	1	0	1	0	0	1	0
	Pirates (GCL)	.304	8	23	5	7	10	3	0	0	6	0	1	0	8	7	0	0	0
	Carolina	.339	33	109	17	37	64	10	1	5	24	0	3	2	15	18	1	1	1
1994	Nashville	.275	111	346	49	95	167	20	2	16	55	1	3	2	36	56	8	1	3
MINOR TOTALS		.296	660	2999	480	688	1453	193	27	196	514	12	37	36	403	669	64	40	59
N.L. TOTALS		.275	77	160	14	44	63	9	2	2	15	0	1	0	26	25	1	1	1
M.L. TOTALS		.275	77	160	14	44	63	9	2	2	15	0	1	0	26	25	1	1	1

* Led League

ORTIZ, JUNIOR

Position: Catcher

Height: 5-11 Bats: Right Born: October 24, 1959, Humacao, P.R.

Weight: 185 Throws: Right Resides: Humacao, P.R.

Recommended/Signed By: Pittsburgh Pirates

How Obtained: Signed as a free agent by White Sox, December 9, 1994.

1994: Played in 29 games (18 starts) with Texas and batted .276 (21-76), his highest average since 1990 (.335) ... batted .389 (7-18) with runners in scoring position and .326 (14-43) on the road ... threw out eight of 17 (47.1 percent) basestealers ... went 3-4 on 5/18 at Oakland ... has gone 914 at-bats since his last home run on 7/30/89 off Philadelphia's Dennis Cook.

Major League Highlights: Has 11 years and 163 days of major league service. **1993:** Set career highs in games (95), at-bats (249) and doubles ... threw out 37 of 84 (44.0 percent) basestealers, the second-best percentage in the American League behind only Ron Karkovice (48-96, 50.0 percent) ... scored a career-high three runs and collected his first RBI of the season on 5/2 vs. Oakland ... compiled a career-best 10-game hitting streak from 6/27-7/6, batting .467 (14-30) with two doubles, three RBI and four runs scored ... received the seventh intentional walk of his career on 5/5 vs. Seattle. **1992:** Appeared in 91 games (his most since 1989) and set career highs in RBI (24) and hits (61) ... threw out 25 of 84 (29.8 percent) baserunners, the fifth-highest rate in the AL ... hit .299 (20-67) with runners in scoring position and .291 with runners on base ... batted .265 (39-147) in 50 games after the All-Star Break after hitting .227 (22-97) in 36 first-half games. **1991:** Was the personal catcher for 20-game winner Scott Erickson (Cy Young Award runner-up) as Minnesota won the World Series ... caught 28 of Erickson's 32 starts ... committed his first error in 237 games (since 6/17/88) on 9/18 vs. Kansas City ... threw out 10 of 23 (43.5 percent) basestealers ... the Twins were 26-15 in his 41 starts ... went 3-4 on 8/23 at Baltimore ... spent two weeks on the disabled list (6/1-16) after spraining his right ankle rounding third base on 5/31 at Kansas City. **1990:** Batted .335 (57-170) in his first season with Minnesota after eight seasons in the National League ... collected his first AL hit off John Farrell on 4/28 at Cleveland ... had four hits vs. Texas on 4/28 ... his batting average was as high as .402 on 7/22 ... did not commit an error in 68 games and threw out 12 of 33 (36.4 percent) runners attempting to steal ... batted .404 (38-94) at home, .360 (18-50) vs. left-handers and .352 (32-91) at night. **1989:** Appeared in a career-high 91 games with Pittsburgh. **1988:** Was hitting .280 through 49 games with the Pirates before suffering a broken left collarbone on 7/27 at St. Louis ... batted .373 (22-59) at home. **1987:** Drove in a then career-high 22 runs and threw out 22 of 77 (28.6 percent) basestealers. **1986:** Batted a career-high .336 (37-110) ... collected four hits on 8/30 at Houston ... hit .344 (33-96) in his 28 starts. **1985:** Belted his first major-league home run off Jay Bailer on 10/2 at Wrigley Field ... ended the season on a six-game hitting streak (10-21, .476). **1984:** Appeared in 32 games with the New York Mets ... batted .294 (10-34) during an 11-game stretch from 7/6-8/7. **1983:** Batted .254 (47-185) in 68 games with the Mets after being acquired from Pittsburgh on 6/14. **1982:** Made his major-league debut with Pittsburgh on 9/20 at Chicago ... collected his first career hit (a single off Jim Kaat) on 9/30 vs. St. Louis.

Minor League Highlights: Batted .287 (581-2,026) in 567 career minor-league games. **1982:** Led Pacific Coast League catchers in games (120), putouts (744), assists (110) and double plays (17) at Class AAA Portland. **1981:** Topped PCL catchers in putouts (606) and double plays (11) at Portland. **1980:** Led the Eastern League in batting at Class AA Buffalo and was named to the EL All-Star Team. **1979:** Named to the Carolina League All-Star Game at Class A Salem ... led CL catchers with 84 assists and 12 double plays. **1978:** Played the entire season at Class A Charleston. **1977:** Began his professional career at Charleston, hitting .264.

Miscellaneous/Personal: Married Margie Maldonado ... has two children: Sheyla (9/8/79) and Adalberto, III (10/5/82) ... brother Alexander was an outfielder in the Texas organization ... graduated from Ana Roque High School... was signed by the Pittsburgh Pirates as a free agent on 1/18/77.

YEAR	CLUB	AVG	G	AB	R	H	TB	2B	3B	HR	RBI	SH	SF	HB	BB	SO	SB	CS	E
1977	Charleston	.264	21	53	2	14	17	3	0	0	10	0	3	0	6	13	0	0	4
	Bradenton	.203	34	118	11	24	34	5	1	1	12	0	0	1	12	22	1	0	4
1978	Charleston	.213	41	122	12	26	33	4	0	1	16	0	0	1	7	20	1	6	7
1979	Salem	.283	108	396	35	112	152	21	2	5	66	5	6	2	26	55	0	0	17
1980	Portland	.111	8	27	1	3	5	0	1	0	3	0	0	0	1	3	0	0	0
	Buffalo	.346	126	515	79	178	241	25	1	12	78	4	0	2	43	57	7	2	16
1981	Portland	.269	105	346	49	93	127	14	7	2	46	4	2	0	25	33	5	2	15
1982	Portland	.292	124	449	46	131	171	22	0	6	57	2	3	5	34	61	4	4	19
	PITTSBURGH	.200	7	15	1	3	4	1	0	0	0	0	0	0	1	3	0	0	0
1983	PITTSBURGH	.125	5	8	1	1	1	0	0	0	0	1	0	0	1	0	0	0	0
	NEW YORK-NL	.254	68	185	10	47	52	5	0	0	12	1	0	1	3	34	1	0	11
1984	NEW YORK-NL	.198	40	91	6	18	21	3	0	0	11	0	2	0	5	15	1	0	3
1985	PITTSBURGH	.292	23	72	4	21	26	2	0	1	5	1	0	0	3	17	1	0	2
1986	PITTSBURGH	.336	49	110	11	37	43	6	0	0	14	1	2	0	9	13	0	1	3
1987	PITTSBURGH	.271	75	192	16	52	65	8	1	1	22	5	1	0	15	23	0	2	9
1988	PITTSBURGH	.280	49	118	8	33	45	6	0	2	18	1	2	-2	9	9	1	4	3
1989	PITTSBURGH	.217	91	230	16	50	61	6	1	1	22	3	3	2	20	20	2	2	2
1990	MINNESOTA	.335	71	170	18	57	66	7	1	0	18	2	1	2	12	16	0	4	0
1991	MINNESOTA	.209	61	134	9	26	35	5	1	0	11	1	0	1	15	12	0	1	1
1992	CLEVELAND	.250	86	244	20	61	68	7	0	0	24	2	0	4	12	23	1	3	5
1993	CLEVELAND	.221	95	249	19	55	68	13	0	0	20	4	1	5	11	26	1	0	5
1994	TEXAS	.276	29	76	3	21	23	2	0	0	9	4	0	1	5	11	0	1	1
MINOR TOTALS		.287	567	2026	235	581	780	94	12	27	288	15	14	11	154	264	18	14	82
A.L. TOTALS		.254	342	873	69	222	260	34	2	0	82	13	2	13	55	88	2	9	12
N.L. TOTALS		.257	407	1021	73	262	318	37	2	5	104	13	10	5	66	134	6	9	33
M.L. TOTALS		.256	749	1894	142	484	578	71	4	5	186	41	25	12	18	222	8	18	45

* Led League

PEARSON, EDDIE

Position: First Baseman

Height: 6-3 **Bats:** Left

Born: January 31, 1974, Mobile, Ala.

Weight: 225 **Throws:** Right

Resides: Mobile, Ala.

Recommended/Signed By: Mark Bernstein/Warren Hughes (White Sox)

How Obtained: Selected in first round (24th overall), June 1992 free agent draft.

Personal Background: Batted .326 with nine home runs and 21 RBI in 31 games as a freshman at Bishop State Community College in Mobile, Ala. in 1992 ... rated 12th among the Top 100 Prospects by *Baseball America* ... also tabbed Best Power Hitter among college prospects by the publication ... was one of 40 invitees to the 1992 Olympic team tryouts ... played two years of baseball at LaFlore High School and led the city of Mobile with 12 home runs as a sophomore.

Pro Career: Ranked fifth in the Sox organization with 139 hits and 80 RBI at Class A Prince William ... was named to the Carolina League's midseason All-Star Team ... the youngest player at Prince William (20), was the second-youngest player to appear in at least 130 games in the CL ... batted .300 (.73-243) at home ... homered in three consecutive games from 4/14-16/94 ... drove in at least one run in nine straight games (14 RBI) ... collected a season-high four RBI three times ... had eight hitting streaks of more than six games, including a season-long 11-game streak from 7/10-24/94 (.318, 14-44) ... went 4-5 with a home run and four RBI on 6/22/94 at Salem ... was chosen the No. 6 prospect in the organization by *Baseball America* entering 1994 and the No. 8 prospect in a postseason survey ... attended the Fall Instructional League after the 1994 season ... was named organization Player of the Month for August (1993) when he hit .358 (.44-123) with 10 doubles and 20 RBI ... led all Sox first basemen by batting a combined .272 ... made pro debut at Rookie Sarasota in 1992.

YEAR	CLUB	AVG	G	AB	R	H	TB	2B	3B	HR	RBI	SH	SF	HB	BB	SO	SB	CS	E
1992	Sarasota (GCL)	.235	28	102	10	24	29	5	0	0	12	0	1	2	9	17	1	3	7
1993	Hickory	.242	87	343	37	83	116	15	3	4	40	5	1	1	20	59	5	1	12
	South Bend	.326	48	190	23	62	81	16	0	1	26	0	3	1	13	29	0	1	7
1994	Prince William	.277	130	502	58	139	209	28	3	12	80	0	3	-3	45	80	0	0	19
MINOR TOTALS		.271	293	1137	128	308	435	64	6	17	158	5	8	7	87	185	6	5	45

Tied for League Lead

PIERSON, JASON

Position: Pitcher

Height: 6-0 Bats: Right Born: January 6, 1971, Philadelphia, Pa.

Weight: 185 Throws: Left Resides: Maitland, Fla.

Recommended/Signed By: Mark Bernstein/Reggie Lewis (White Sox)

How Obtained: Selected in 25th round, June 1992 free agent draft.

Personal Background: Played collegiate baseball at the University of Delaware and Mary Washington College ... tabbed Delaware's Co-Most Valuable Player, helping the school to its best record in history ... owned a 9-1 record with a 2.58 ERA (20 ER/69.2 IP) and averaged 8.7 strikeouts per 9.0 IP ... named Pitcher of the Year in the North Atlantic Conference and First Team All-East Coast Athletic Conference ... only loss came to North Carolina State in the NCAA Atlantic Regional, despite taking a no-hitter into the fifth inning ... was 9-7 over two years at Mary Washington.

Pro Career: Set franchise record with 189.1 IP at Class A Prince William ... was named to the league's midseason All-Star Team ... ranked second in the CL in wins (14) and fifth in ERA (3.33) ... tied for second in the organization in victories, ranked second in IP and seventh in ERA ... topped Prince William with 117 strikeouts ... went 4-0 with a 3.03 ERA (12 ER/35.2 IP) in June ... named CL Pitcher of the Week for 7/31-8/6 ... fired a two-hit shutout on 8/6/94 vs. Salem ... struck out a season-high 10 twice (7/8/94 vs. Winston-Salem and 8/1/94 vs. Frederick) ... his 13 wins in 1993 tied for third-best in the organization ... was named to the midseason Midwest League All-Star Team ... threw two-hitter on 5/7/93 vs. Waterloo ... shared the New York-Penn League lead in starts with 15, ranked third in wins (eight) and fifth in ERA (2.25) in 1992 ... tossed a three-hit shutout on 8/16/92 vs. St. Catharines ... had a strikeout-to-walk ratio of 3.4:1 (62 SO/18 BB).

YEAR	CLUB	W-L	PCT	ERA	G	GS	CG	SHO	SV	IP	H	R	ER	HR	HB	BB-I	SO	WP	BK
1992	Utica	8-2	.800	2.25	15	#15	1	1	0	88.0	90	34	22	5	1	18-2	62	2	4
1993	South Bend	13-9	.591	4.70	26	25	2	0	0	147.1	160	92	77	16	5	43-1	107	8	2
1994	Prince William	14-8	.636	3.33	#28	28	3	1	0	189.1	183	85	70	22	6	48-0	117	11	2
MINOR TOTALS		35-19	.648	3.58	69	68	6	2	0	424.2	433	211	169	43	12	109-3	286	21	6

*Led League #Tied for League Lead

POE, CHARLES

Position: Outfielder

Height: 6-0 Bats: Right Born: November 9, 1971, West Covina, Calif.

Weight: 185 Throws: Right Resides: Fontana, Calif.

Recommended/Signed By: Ron Vaughn (White Sox)

How Obtained: Selected in sixth round, June 1990 free agent draft.

Personal Background: Graduate of West Covina (Calif.) High School ... was a first team all-league baseball player ... works in child day care in the offseason.

Pro Career: Ranked fourth in the organization with 83 RBI at Class A Prince William ... posted 21 multi-RBI games, including a season-high five on 7/23/94 vs. Kinston ... registered a 13-game hitting streak from 6/3-17/94 (.391, 18-46) ... tied for Class A Sarasota lead with six triples and topped the club with a .444 slugging percentage in 1993 ... paced Class A Utica in 1992 with a .299 batting average ... named organization Player of the Month for August (1992), hitting .314 (33-105) with 16 runs scored and 18 RBI ... led Class A South Bend in doubles (29) and RBI (59) in 1991.

YEAR	CLUB	AVG	G	AB	R	H	TB	2B	3B	HR	RBI	SH	SF	HB	BB	SO	SB	CS	E
1990	Sarasota (GCL)	.177	46	147	13	26	33	3	2	0	15	0	4	4	16	38	11	4	0
1991	South Bend	.213	117	418	57	89	145	29	6	5	59	4	5	2	38	136	20	5	13
1992	Utica	.299	47	164	27	49	74	8	1	5	29	0	2	2	18	39	9	2	4
	South Bend	.180	67	228	26	41	65	9	3	3	26	2	3	2	23	64	4	1	9
1993	Sarasota (FSL)	.249	95	313	45	78	139	16	6	11	47	2	0	4	33	91	5	8	10
1994	Prince William	.269	130	469	72	126	195	21	3	14	83	2	2	5	51	103	14	2	3
MINOR TOTALS		.235	502	1739	240	409	651	86	21	38	259	10	16	19	179	471	63	22	39

POLIDOR, WIL

Position: Shortstop

Height: 6-2 Bats: Switch Born: September 23, 1973, Caracas, Venezuela

Weight: 158 Throws: Right Resides: Caracas, Venezuela

Recommended/Signed By: Juan Bernhardt (White Sox)

How Obtained: Signed as free agent by the White Sox, December 25, 1990.

Pro Career: Was third on the club in hitting at Class A South Bend (minimum 300 at-bats) ... appeared in 97 games, 92 at shortstop ... hit .365 (19-52) in April and .328 (22-67) in July ... opened the season with a 10-game hitting streak (.405, 17-42), his longest of the season ... batted .283 in 42 games at South Bend in 1993 after his promotion from Class A Hickory ... had a combined batting average of .300 (36-120) at Rookie Sarasota and Class A Utica in 1992 ... made pro debut with Rookie Sarasota in 1991.

YEAR	CLUB	AVG	G	AB	R	H	TB	2B	3B	HR	RBI	SH	SF	HB	BB	SO	SB	CS	E
1991	Sarasota (GCL)	.207	54	217	19	45	47	2	0	0	18	1	2	0	6	17	9	2	14
1992	Sarasota (GCL)	.282	27	78	3	22	24	2	0	0	4	0	0	0	2	8	0	3	6
	Utica	.333	16	42	5	14	15	1	0	0	5	2	0	0	1	6	2	1	3
1993	Hickory	.233	15	43	4	10	0	0	0	0	3	1	0	1	2	7	0	1	5
	South Bend	.283	42	120	14	34	44	2	4	0	9	2	0	0	1	15	0	1	12
1994	South Bend	.285	97	355	43	101	128	14	2	3	38	4	2	3	10	40	1	2	28
MINOR TOTALS		.264	251	855	85	228	268	21	6	3	75	10	4	4	22	93	12	10	68

MINOR LEAGUES

PORTILLO, ALEXANDER

Position: Pitcher

Height: 6-3 Bats: Left Born: December 27, 1974, El Hatillo, Ven.

Weight: 175 Throws: Left Resides: El Hatillo, Venezuela

Recommended/Signed By: Chicago White Sox

How Obtained: Signed as a free agent by the White Sox, February 6, 1995.

Pro Career: 1995 will be his first season in professional baseball.

PRATT, RICH

Position: Pitcher

Height: 6-3 Bats: Left Born: May 7, 1971, East Hartford, Conn.

Weight: 201 Throws: Left Resides: East Hartford, Conn.

Recommended/Signed By: Mark Bernstein/Alex Cosmidis (White Sox)

How Obtained: Selected in the ninth round, June 1993 free agent draft.

Personal Background: Played baseball at the University of South Carolina ... led Gamecocks in victories, compiling an 11-3 mark to go with a 2.83 ERA ... was staff leader in IP (114.1) and strikeouts (101).

Pro Career: Topped the Sox organization and was second in the South Atlantic League with a 2.02 ERA (fourth in the minor leagues) at Class A Hickory ... his 153 strikeouts ranked third in both the SAL and the organization ... was named the organization Player of the Month for July when he went 4-0 with a 0.00 ERA (0 ER/37.0 IP) and 34 strikeouts ... was also named Topps and the SAL Pitcher of the Month in July ... was selected the league's Pitcher of the Week for 7/10-16/94 ... went 4-6 through June and before winning his last 11 decisions ... did not allow a run over five outings (three starts) from 7/1-21/94 ... consecutive scoreless streak of 43.1 IP ended on 8/2/94 vs. Greensboro ... reached double figures in strikeouts three times, including a high of 11 on 8/30/94 at Hagerstown ... tossed four-hit shutout on 7/10/94 vs. Albany ... attended the Fall Instructional League in 1994 ... played at Rookie Sarasota and Class A Hickory in 1993.

YEAR	CLUB	W-L	PCT	ERA	G	GS	CG	SHO	SV	IP	H	R	ER	HR	HB	BB-I	SO	WP	BK
1993	Hickory	1-4	.200	3.68	13	4	0	0	2	44.0	36	23	18	3	7	24-1	29	1	1
	Sarasota (GCL)	0-1	.000	2.70	3	0	0	0	0	10.0	10	3	3	0	0	2-0	10	0	0
1994	Hickory	11-6	.647	2.02	29	23	3	1	0	165.0	138	51	37	9	3	29-0	153	1	1
MINOR TOTALS		12-11	.522	2.38	45	27	3	1	2	219.0	184	77	58	9	3	55-1	192	1	2

PREJEAN, ALEX

Position: Pitcher

Height: 6-1 Bats: Right Born: November 2, 1974, Port Arthur, Texas

Weight: 180 Throws: Right Resides: Seabrook, Texas

Recommended/Signed By: Doug Laumann/Ken Stauffer (White Sox)

How Obtained: Selected in the 28th round, June 1993 free agent draft.

Personal Background: Signed with Sox on 5/10/94 after being drafted the previous year ... attended Clear Lake High School in Seabrook, Texas ... compiled a 7-4 record in 1993 ... pitched at San Jacinto (Houston, Texas) Junior College North in 1994.

Pro Career: Tied for the club lead in wins (four) at Rookie Sarasota ... made 15 appearances, all in relief and limited opposing hitters to a .221 average.

YEAR	CLUB	W-L	PCT	ERA	G	GS	CG	SHO	SV	IP	H	R	ER	HR	HB	BB-I	SO	WP	BK
1994	Sarasota (GCL)	4-1	.800	2.93	15	0	0	0	0	30.2	25	13	10	2	2	25-2	28	2	1

PROCTOR, BILL

Position: Pitcher

Height: 6-2 Bats: Right Born: December 2, 1970, The Dalles, Ore.

Weight: 205 Throws: Right Resides: Lebanon, Ore.

Recommended/Signed By: Ed Pebley/Gary Pellant (White Sox)

How Obtained: Selected in the 14th round, June 1993 free agent draft.

Personal Background: Played baseball at Linn-Benton Community College and Western Oregon State College ... is a high school girls' basketball coach in Lebanon, Ore., during the offseason.

Pro Career: Posted three saves for Class A South Bend, a career high ... also set career highs for IP (57.1) and strikeouts (51) ... attended the Fall Instructional League ... appeared at Rookie Sarasota and Class A Hickory in 1993.

YEAR	CLUB	W-L	PCT	ERA	G	GS	CG	SHO	SV	IP	H	R	ER	HR	HB	BB-I	SO	WP	BK
1993	Sarasota (GCL)	0-0	.000	0.00	2	0	0	0	0	4.0	4	1	0	0	0	2-0	1	0	0
	Hickory	3-4	.429	6.75	21	0	0	0	1	29.1	29	23	22	0	1	18-0	19	2	0
1994	South Bend	4-4	.500	3.14	34	0	0	0	3	57.1	53	33	20	0	1	25-1	51	5	1
MINOR TOTALS		7-8	.467	4.17	57	0	0	0	4	90.2	86	57	42	0	2	45-1	71	7	1

QUIRK, JOHN

Position: Pitcher

Height: 6-4 Bats: Left Born: November 20, 1970, Bronx, N.Y.

Weight: 210 Throws: Left Resides: Island Park, N.Y.

Recommended/Signed By: Mark Bernstein/John Tumminia (White Sox)

How Obtained: Selected in the 23rd round, June 1993 free agent draft.

Personal Background: Played for Westchester Community College (N.Y.) in 1993 ... led team in IP with 45.0 ... struck out club-high 69 batters.

Pro Career: Combined to post a 5-3 mark with a 6.06 ERA (42 ER/62.1 IP) at Class A Hickory and Class A Prince William ... won his first three decisions with Hickory ... split 1993 between Rookie Sarasota and Hickory.

YEAR	CLUB	W-L	PCT	ERA	G	GS	CG	SHO	SV	IP	H	R	ER	HR	HB	BB-I	SO	WP	BK
1993	Sarasota (GCL)	2-0	1.000	0.86	4	4	0	0	0	21.0	16	2	2	0	1	2-0	10	3	1
	Hickory	3-4	.429	4.97	10	10	0	0	0	50.2	55	34	28	3	1	31-1	30	3	0
1994	Hickory	5-3	.625	5.74	22	5	0	0	0	58.0	54	41	37	8	1	39-0	27	3	0
	Prince William	0-0	.000	10.38	3	0	0	0	0	4.1	2	5	5	0	0	5-0	2	0	0
MINOR TOTALS		10-7	.588	4.84	39	19	0	0	0	134.0	127	82	72	11	3	77-1	69	9	1

RAMSEY, FERNANDO

Position: Outfielder

Height: 6-1 Bats: Right Born: December 20, 1965, Rainbow, Panama

Weight: 175 Throws: Right Resides: Arcoiris, Panama

Recommended/Signed By: John Garcio (Cubs)

How Obtained: Signed as a free agent by the White Sox, November 14, 1994.

1994: Played in 33 games between Class AAA Norfolk in the Mets organization and Class AAA Indianapolis in the Reds organization ... batted .102 (5-49) in 19 games with the Tides ... hit .353 (18-51) with four doubles in 14 games at Indianapolis.

Major League Highlights: Has 33 days of major-league service. 1992: Had his contract purchased by the Cubs on 9/2 ... went 3-25 (.120) in 18 games ... made debut as a pinch runner on 9/7 ... first start came on 9/22 at New York, going 0-2 with an RBI ... recorded first hit on 9/23 at Philadelphia off Terry Mulholland ... went 2-4 with an RBI in the game.

Minor League Highlights: 1993: Batted .270 (147-545) in 134 games at Class AAA Iowa ... set career highs in doubles (30) and triples (seven). 1992: Stole 39 bases at Iowa to rank third in the league ... was sixth in the American Association in games (133) and at-bats (480) ... was tied for ninth with 129 hits ... led league outfielders with a .997 fielding percentage, committing one error in a league-high 349 chances ... also topped the AA in putouts (342) ... played in the Class AAA All-Star Game. 1991: Was a member of the Southern League Postseason All-Star Team ... led the league in at-bats (547) and hits (151) and tied for the lead with 139 games played ... ranked second in the SL in runs (78) and stolen bases (37) ... tied for fifth in triples (six) and total bases (199) and tied for ninth in batting average (.276). 1990: Led the Carolina League with 43 stolen bases at Class A Winston-Salem ... hit five home runs after not homering in first three professional seasons ... first pro homer came on 4/28 at Lynchburg in his 887th career at-bat. 1989: Finished fourth in the Midwest League in games played with 131 at Class A Peoria. 1988: Appeared in 121 games at Class A Charleston (W. Va.) of the South Atlantic League. 1987: Made pro debut at Class A Geneva ... was selected by the Chicago Cubs in the 33rd round of the June 1987 free agent draft.

Miscellaneous/Personal: Single ... graduated from Costa de Oro High School in Colon, Panama, in 1983 and from New Mexico State University in 1987 ... participated in track at New Mexico State and competed for Panama in the 1984 Summer Olympic Games.

YEAR	CLUB	AVG	G	AB	R	H	TB	2B	3B	HR	RBI	SH	SF	HB	BB	SO	SB	CS	E
1987	Geneva	.161	39	56	9	9	10	1	0	0	3	2	0	0	5	10	2	0	3
1988	Charleston	.241	121	381	36	92	99	5	1	0	15	6	0	4	14	88	15	7	8
1989	Peoria	.244	131	410	56	100	117	7	5	0	34	11	3	10	25	70	16	10	11
1990	Winston-Salem	.255	124	428	52	109	144	12	4	5	48	9	2	3	19	50	43	7	6
1991	Charlotte	.276	#139	547	78	151	199	18	6	6	49	7	2	3	36	90	37	17	11
1992	Iowa	.269	133	480	62	129	151	9	5	1	38	11	0	2	23	78	39	12	1
	CHICAGO (NL)	.120	18	25	0	3	3	0	0	0	2	0	0	0	6	0	0	0	0
1993	Iowa	.270	134	545	76	147	206	30	7	5	42	9	0	2	25	72	13	13	7
1994	Norfolk	.102	19	49	5	5	7	0	1	0	1	0	0	0	3	8	1	2	1
	Indianapolis	.353	14	51	9	18	22	4	0	0	4	0	0	0	7	3	1	1	1
MINOR TOTALS		.258	854	2947	383	760	955	86	29	17	234	55	7	24	150	453	169	69	49
N.L. TOTALS		.120	18	25	0	3	3	0	0	0	2	0	0	0	6	0	0	0	0
M.L. TOTALS		.120	18	25	0	3	3	0	0	0	2	0	0	0	6	0	0	0	0

*Led League #Tied for League Lead

RENGIFO, DALING

Position: Outfielder

Height: 6-0 Bats: Right Born: June 16, 1977, Caracas, Venezuela
 Weight: 165 Throws: Right Resides: Petare Edo Miranda, Venezuela
 Recommended/Signed By: Hernan Cortes (White Sox)
 How Obtained: Signed as a free agent by the White Sox, May 12, 1994.
 Pro Career: Spent first pro season at Rookie Sarasota.

YEAR	CLUB	AVG	G	AB	R	H	TB	2B	3B	HR	RBI	SH	SF	HB	BB	SO	SB	CS	E
1994	Sarasota (GCL)	.143	18	14	3	2	2	0	0	0	0	0	0	0	2	3	1	1	1

RICHARDSON, ERIC

Position: Outfielder

Height: 6-0 Bats: Right Born: September 6, 1972, Bryan, Texas
 Weight: 180 Throws: Right Resides: Brenham, Texas
 Recommended/Signed By: Marti Wolever/Mike Powers (White Sox)
 How Obtained: Selected in fifth round, June 1991 free agent draft.
 Personal Background: Attended Brenham (Texas) High School.
 Pro Career: Split season between Class A Hickory and Class A South Bend ... posted two four-hit games with Hickory (5/10/94 at Charleston, W. Va. and 5/19/94 at Spartanburg) ... average reached .273 ... led Sox outfielders with 42 stolen bases in 1993 ... led Rookie Sarasota in 1992 with a .283 batting average and 18 stolen bases.

YEAR	CLUB	AVG	G	AB	R	H	TB	2B	3B	HR	RBI	SH	SF	HB	BB	SO	SB	CS	E
1991	Sarasota (GCL)	.210	42	100	16	21	26	3	1	0	6	1	0	3	13	29	7	4	5
1992	Sarasota (GCL)	.283	43	113	18	32	33	1	0	0	14	0	0	4	17	10	18	7	0
1993	Hickory	.231	119	412	40	95	112	9	1	2	30	5	2	4	19	75	42	15	7
1994	Hickory	.249	54	177	32	44	54	0	2	2	11	1	2	1	26	47	18	6	1
	South Bend	.230	29	100	7	23	26	3	0	0	8	0	0	0	9	24	2	3	2
MINOR TOTALS		.238	267	902	113	215	251	16	4	4	69	7	4	12	84	185	87	35	15

RINCONES, WUARNNER

Position: Third Baseman/First Baseman

Height: 6-2 Bats: Right Born: September 3, 1973, Guayana, Venezuela
 Weight: 175 Throws: Right Resides: Guayana, Venezuela
 Recommended/Signed By: Alberto Rondon (White Sox)
 How Obtained: Signed as a free agent by the White Sox, December 10, 1993.
 Pro Career: 1994 was his first season in pro ball ... hit grand slam in win on 8/14/94 at Asheville ... split season between Rookie Sarasota and Class A Hickory.

YEAR	CLUB	AVG	G	AB	R	H	TB	2B	3B	HR	RBI	SH	SF	HB	BB	SO	SB	CS	E
1994	Sarasota (GCL)	.288	23	66	10	19	24	5	0	0	3	0	1	0	8	7	2	2	3
	Hickory	.218	25	78	12	17	23	3	0	1	13	0	1	0	11	20	0	0	4
MINOR TOTALS		.250	48	144	22	36	47	8	0	1	16	0	2	0	19	27	2	2	7

RIZZO, TODD

Position: Pitcher

Height: 6-2 Bats: Right Born: May 24, 1971, Clifton Heights, Pa.
 Weight: 220 Throws: Left Resides: Conshohocken, Pa.
 Recommended/Signed By: Bob Miske (Dodgers)

How Obtained: Signed as a free agent by the White Sox, March 4, 1995.
 Personal Background: Attended Garnet Valley High School in Concordville, Pa. ... was signed as a free agent by the Dodgers on 5/6/92 while in his second year as an assistant coach at Delaware County Community College.
 Pro Career: Spent 1992 with Class A St. Lucie and Class A Yakima ... was released by the Dodgers from extended spring training in 1993 ... played in the independent Texas-Louisiana League in 1994 ... began the season with Tyler and then was traded to San Antonio ... combined to go 0-2 with a 7.74 ERA in 30 games (48.0 IP).

YEAR	CLUB	W-L	PCT	ERA	G	GS	CG	SHO	SV	IP	H	R	ER	HR	HB	BB-I	SO	WP	BK
1992	St. Lucie	0-1	.000	3.86	3	1	0	0	0	7.0	4	4	3	0	1	8-0	7	0	0
	Yakima	2-0	1.000	4.50	15	0	0	0	0	26.0	21	13	13	3	2	24-0	26	6	0
1994	Tyler	0-0	.000	8.35	14	1	0	0	0	18.1	24	23	17	0	—	21—	13	—	—
	San Antonio	0-2	.000	7.53	17	0	0	0	1	28.2	30	32	24	0	—	41—	20	—	—
MINOR TOTALS		2-1	.667	4.36	18	1	0	0	0	33.0	25	17	16	3	3	32-0	33	6	0

Italics indicates foreign or independent league; statistics not included in totals.

ROBERTSON, MIKE

Position: Infielder

Height: 6-0 **Bats:** Left **Born:** October 9, 1970, Norwich, Conn.

Weight: 180 **Throws:** Left **Resides:** Las Vegas, Nev.

Recommended/Signed By: Ed Pebley/Mike Sgobba (White Sox)

How Obtained: Selected in third round, June 1991 free agent draft.

Personal Background: Married Tanya Church ... played collegiate baseball at the University of Southern California ... named All-Pacific 10 Conference in 1991 ... his 33 home runs rank second in USC history ... son of Michael Robertson, minor-league infielder for the Washington Senators and Texas Rangers in the late 1960s and early 1970s.

Pro Career: Split season between Class AA Birmingham and Class AAA Nashville ... batted .346 through his first 35 games with the Barons before being promoted to the Sounds ... homered on first pitch in Class AAA and collected two home runs on 5/15/94 at New Orleans ... named Southern League Player of the Week for 5/2-8/94 ... drove in five runs and went 4-5 on 4/22/94 vs. Memphis ... hit safely in 11 straight games and 18 of 19 from 4/20-5/10/94 ... batted .438 (32-73) over the 19 games ... 11 combined home runs matched his career best ... led Birmingham in 1993 in games (138) and RBI (73) ... was second in doubles (31) and third in hits (138) and home runs (11) ... hit grand slam in SL playoffs and batted .438 with nine RBI ... combined to hit 11 home runs and drive in 68 at Class A Sarasota and Birmingham in 1992 ... led Sarasota in home runs (10), RBI (59) and walks (50) ... was named the Florida State League's Best Defensive First Baseman by *Baseball America* in 1992 ... was a non-roster invitee to spring training in 1992 ... named one of the organization's Top 10 Prospects by *Baseball America* in 1991 ... registered a 12-game hitting streak at Class A South Bend from 8/3-17/91, batting .460 (23-50).

YEAR	CLUB	AVG	G	AB	R	H	TB	2B	3B	HR	RBI	SH	SF	HB	BB	SO	SB	CS	E
1991	Utica	.167	13	54	6	9	13	2	1	0	8	0	0	0	5	10	2	1	3
	South Bend	.329	54	210	30	69	92	16	2	1	26	3	3	3	18	24	7	6	3
1992	Sarasota (FSL)	.251	106	385	50	99	156	21	3	10	59	1	3	7	50	55	5	7	9
	Birmingham	.189	27	90	6	17	30	8	1	1	9	1	1	0	10	19	0	1	3
1993	Birmingham	.270	138	511	73	138	208	31	3	11	73	0	8	3	59	97	10	5	13
1994	Birmingham	.316	53	196	32	62	95	20	2	3	30	0	2	2	31	34	6	3	3
	Nashville	.225	67	213	21	48	82	8	1	8	21	0	0	3	15	27	0	3	1
MINOR TOTALS		.265	458	1669	218	442	676	106	13	34	226	5	17	18	188	266	30	26	35

ROBLEDO, NILSON

Position: Infield

Height: 6-1 **Bats:** Right **Born:** November 3, 1968, Entrega, Panama

Weight: 210 **Throws:** Right **Resides:** Entrega General, Panama

Recommended/Signed By: Miguel Ibarra (White Sox)

How Obtained: Signed as a free agent by the White Sox, March 8, 1989.

Personal Background: Played on Panama's 1988 National Team.

Pro Career: Ranked fourth in the organization with a .445 slugging percentage, a franchise record at Class A South Bend ... led the Midwest League with a .429 batting average in June ... 25 doubles ranked second on the club ... nine home runs tied for second ... set career highs in every offensive category ... had two four-hit efforts, including a 4-5 performance with four RBI and two home runs on 7/6/94 at Burlington ... named MWL Player of the Week for 7/3-9/94 ... played in the midseason Florida State League All-Star Game in 1993 ... topped Class A South Bend with a .458 slugging percentage in 1991.

YEAR	CLUB	AVG	G	AB	R	H	TB	2B	3B	HR	RBI	SH	SF	HB	BB	SO	SB	CS	E
1990	Sarasota (GCL)	.190	35	105	10	20	35	3	0	4	11	1	1	1	5	34	4	3	10
1991	Sarasota (GCL)	.200	6	20	2	4	4	0	0	0	2	0	0	0	1	6	1	0	0
	South Bend	.289	40	142	15	41	65	7	1	5	20	1	1	0	9	42	3	2	3
1992	Sarasota (GCL)	.129	10	31	0	4	5	1	0	0	3	0	0	0	0	7	1	0	3
	South Bend	.291	32	117	14	34	55	11	2	2	14	2	1	0	7	38	0	1	7
1993	Sarasota (FSL)	.259	74	258	35	67	108	18	1	7	34	3	5	2	13	63	0	1	11
1994	South Bend	.284	103	373	63	106	166	25	4	9	69	2	5	3	39	97	0	1	8
MINOR TOTALS		.264	300	1047	139	276	438	65	8	27	153	9	13	6	74	287	9	8	42

RODRIGUEZ, LIUBIEMITZ

Position: Second Baseman

Height: 5-9 **Bats:** Switch **Born:** November 5, 1976, Caracas, Ven.

Weight: 170 **Throws:** Right **Resides:** Caracas, Ven.

Recommended/Signed By: Chicago White Sox

How Obtained: Signed as a free agent by the White Sox, January 25, 1995.

Personal Background: Attended Simon Rodriguez High School in Caracas, Ven.

Pro Career: 1995 will be his first season in professional baseball.

ROSARIO, MELVIN

Position: Catcher

Height: 6-0 **Bats:** Switch **Born:** May 25, 1973, Santo Domingo, D.R.

Weight: 190 **Throws:** Right **Resides:** Miami, Fla.

Recommended/Signed By: Jose Ortega (White Sox)

How Obtained: Signed as a free agent by the White Sox, January 10, 1995.

Personal Background: Attended Sonador Bonao High School in the Dominican Republic, graduating in 1989 ... also attended Utesa-Santo Domingo College.

Pro Career: Was signed by San Diego as a free agent on 4/6/91 and appeared at Class A Spokane in 1992 ... finished third in the Northwest League with 10 home runs and ranked fifth with 40 RBI ... split 1993 between Spokane and Class A Waterloo ... was released by San Diego on 1/7/94.

Year	Club	AVG	G	AB	R	H	TB	2B	3B	HR	RBI	SH	SF	HB	BB	SO	SB	CS	E
1992	Spokane	.228	66	237	38	54	99	13	1	10	40	0	4	4	20	62	5	3	*18
1993	Spokane	.229	41	140	17	32	49	5	0	4	19	0	0	0	6	36	2	1	5
	Waterloo	.210	32	105	15	22	47	6	2	5	15	0	0	2	7	37	5	2	1
1994		DID NOT PLAY																	
MINOR TOTALS		.224	139	482	70	108	195	24	3	19	74	0	4	6	35	135	12	6	24

ROSE, PETE JR.

Position: Third Baseman

Height: 6-1 **Bats:** Left **Born:** November 16, 1969, Cincinnati, Ohio

Weight: 200 **Throws:** Right **Resides:** Cincinnati, Ohio

Recommended/Signed By: Bill Lawlor/Fred Uhlman (Orioles)

How Obtained: Signed as a free agent by the White Sox, April 4, 1994.

Personal Background: Son of Pete Rose, all-time major league hit leader ... attended Oak Hills High School in Cincinnati where he played baseball and basketball ... played against Ken Griffey Jr. and Tuffy Rhodes in high school.

Pro Career: Posted nine multihit games for Class A Prince William, including a season-high four-hit performance on 8/1/94 vs. Frederick ... spent 1993 with Class A Kinston in the Indians organization ... hit grand slam on 6/28/93 at Salem ... tore posterior collateral ligament in his left knee on 7/9/93 and missed the remainder of the season ... led South Atlantic League third basemen in games (131), assists (282) and total chances (392) in 1992 ... compiled hitting streaks of 10 and 12 games ... went 4-4 on 8/25/92 at Macon ... did not commit an error over the season's final 38 games ... was selected by Cleveland from the White Sox in the 1991 Rule 5 draft ... spent 1991 at Class A Sarasota ... batted .232 in 97 games at Class A Frederick in Baltimore's organization ... split first pro season between Frederick and Class A Erie ... was selected by Baltimore in the 13th round of the June 1988 free agent draft.

YEAR	CLUB	AVG	G	AB	R	H	TB	2B	3B	HR	RBI	SH	SF	HB	BB	SO	SB	CS	E
1989	Frederick	.179	24	67	3	12	15	3	0	0	7	0	0	1	0	15	1	1	8
	Erie	.276	58	228	30	63	92	13	5	2	26	2	0	1	12	34	1	2	13
1990	Frederick	.232	97	323	32	75	96	14	2	1	41	7	5	1	26	33	0	3	12
1991	Sarasota (FSL)	.217	99	323	31	70	80	12	2	0	35	8	3	2	36	35	5	6	21
1992	Columbus	.253	131	510	67	129	192	24	6	9	54	8	3	6	48	52	4	3	20
1993	Kinston	.218	74	264	33	62	95	10	1	7	30	6	1	2	25	34	1	3	23
1994	Hickory	.219	32	114	14	25	31	4	1	0	12	3	2	2	13	16	0	0	9
	Sarasota (GCL)	.500	2	4	1	2	2	0	0	0	1	0	0	0	0	0	0	0	1
	Prince William	.281	45	146	18	41	58	3	1	4	22	2	3	0	18	15	0	1	9
MINOR TOTALS		.240	562	1999	229	479	667	83	18	23	228	36	17	15	178	236	12	19	116

RUIZ, RAFAEL

Position: Pitcher

Height: 6-0 **Bats:** Left **Born:** February 17, 1975, Caracas, Venezuela

Weight: 170 **Throws:** Left **Resides:** Caracas, Venezuela

Recommended/Signed By: Alberto Rondon (White Sox)

How Obtained: Signed as a free agent by the White Sox, January 30, 1992.

Pro Career: Limited opponents to a .208 batting average at Rookie Sarasota.

YEAR	CLUB	W-L	PCT	ERA	G	GS	CG	SHO	SV	IP	H	R	ER	HR	HB	BB-I	SO	WP	BK
1994	Sarasota (GCL)	1-1	.500	1.80	13	0	0	0	2	15.0	11	4	3	1	0	6-1	13	0	0

SALMON, FABIAN

Position: Pitcher

Height: 6-0 **Bats:** Right **Born:** October 4, 1971, Hollywood, Fla.

Weight: 185 **Throws:** Right **Resides:** Miami, Fla.

Recommended/Signed By: Chicago White Sox

How Obtained: Signed as a free agent by the White Sox, April 1, 1995.

Pro Career: Owns a .680 winning percentage over 60 career minor-league games ... has averaged 7.2 strikeouts per 9.0 IP (177 SO/222.0 IP) over his career ... was originally signed as a non-drafted free agent by Milwaukee on 6/27/92.

YEAR	CLUB	W-L	PCT	ERA	G	GS	CG	SHO	SV	IP	H	R	ER	HR	HB	BB-I	SO	WP	BK
1992	Chandler	6-2	.750	3.32	11	10	1	1	0	59.2	55	32	22	3	7	16-0	58	2	5
1993	Helena	8-3	.727	2.64	13	13	1	1	0	81.2	84	37	24	13	12	25-0	62	5	0
1994	Beloit	3-3	.500	6.69	36	3	0	0	0	80.2	87	62	60	12	10	36-3	56	6	1
MINOR TOTALS		17-8	.680	4.30	60	26	2	2	0	222.0	226	131	106	28	39	77-3	176	13	6

SIROTKA, MIKE

Position: Pitcher

Height: 6-1 Bats: Left Born: May 13, 1971, Chicago, Ill.

Weight: 200 Throws: Left Resides: Houston, Texas

Recommended/Signed By: Doug Laumann/Ken Stauffer (White Sox)

How Obtained: Selected in the 15th round, June 1993 free agent draft.

Personal Background: Went 12-6 in 1993 to help lead Louisiana State University to National Championship ... led team in IP with (145.0) and strikeouts (105) ... was 2-1 with a 2.37 ERA during the College World Series ... went 2-0 during NCAA South Regional.

Pro Career: Selected as the left-handed pitcher on the Topps/National Association Class A All-Star Team ... led the Midwest League in IP (196.2) and complete games (eight), was second in strikeouts (173) and ninth in ERA (3.07) ... his IP total was fourth and his complete game total tied for third among minor-league pitchers ... was named to the MWL midseason and postseason All-Star teams ... set Class A South Bend records for complete games and strikeouts and tied the club mark for shutouts (two) ... led the Sox organization in strikeouts and IP and ranked fifth in ERA ... went 9-4 with a 2.56 ERA (35 ER/123.0 IP) on the road and was 9-3 through June ... struck out eight or more in eight starts ... posted season-high 15 strikeouts on 7/31/94 at Beloit in complete-game victory ... had a no-hitter through 6.0 IP and had allowed just one hit through 7.0 IP ... tossed four-hit shutout on 5/27/94 at Western Michigan, striking out 10 ... attended the Fall Instructional League ... appeared at Rookie Sarasota and made seven appearances at South Bend in 1993.

YEAR	CLUB	W-L	PCT	ERA	G	GS	CG	SHO	SV	IP	H	R	ER	HR	HB	BB-I	SO	WP	BK
1993	Sarasota (GCL)	0-0	.000	0.00	3	0	0	0	0	5.0	4	1	0	0	0	2-0	8	0	0
	South Bend	0-1	.000	6.10	7	1	0	0	0	10.1	12	8	7	3	0	6-0	12	0	1
1994	South Bend	12-9	.571	3.07	27	27	8	2	0	196.2	183	99	67	11	3	58-1	173	7	2
MINOR TOTALS		12-10	.545	3.14	37	28	8	2	0	212.0	199	108	74	14	3	66-1	193	7	3

*Led League

SMITH, CHUCK

Position: Pitcher

Height: 6-1 Bats: Right Born: May 13, 1971, Memphis, Tenn.

Weight: 175 Throws: Right Resides: Cleveland, Ohio

Recommended/Signed By: Kevin Stein (Astros)

How Obtained: Selected in the 1994 Rule 5 Minor League Draft.

Personal Background: Attended Indiana State University.

Pro Career: Appeared in 35 games (two starts) at Class A Osceola and two games at Class AA Jackson ... allowed just 7.6 hits per 9.0 IP (73 H/84.2 IP) at Osceola ... posted a 1.19 ERA (6 ER/45.1 IP) and limited opponents to a .179 batting average (29-162) at home ... in his two starts, allowed just one earned run over 10.0 IP (0.90 ERA) with 10 strikeouts ... posted a 0.35 ERA (1 ER/25.2 IP) over his last seven outings ... went 3-0 with a 0.62 ERA over four midseason starts at Quad City in 1993 ... his 64 strikeouts in 1991 ranked fifth in the Gulf Coast League.

YEAR	CLUB	W-L	PCT	ERA	G	GS	CG	SHO	SV	IP	H	R	ER	HR	HB	BB-I	SO	WP	BK
1991	Kissimmee (GCL)	4-3	.571	3.49	15	7	1	0	0	59.1	56	36	23	2	7	37-0	64	7	5
1992	Asheville	9-9	.500	5.18	28	20	1	0	1	132.0	128	93	76	14	4	78-1	117	4	7
1993	Quad City	7-5	.583	4.64	22	17	0	0	0	110.2	109	73	57	16	8	52-0	103	7	4
1994	Osceola	4-4	.500	3.72	35	2	0	0	0	84.2	73	41	35	2	2	49-3	60	7	3
	Jackson	0-0	.000	4.50	2	0	0	0	0	6.0	6	6	3	0	0	5-0	7	0	1
MINOR TOTALS		24-21	.533	4.45	102	46	4	0	1	392.2	372	249	194	34	19	221-4	351	25	20

SOLANO, ANGEL

Position: Shortstop

Height: 5-11 Bats: Right Born: May 9, 1976, San Pedro de Macoris, D.R.

Weight: 160 Throws: Right Resides: San Diego, Calif.

Recommended/Signed By: Juan Bernhardt (White Sox)

How Obtained: Signed as a free agent by the White Sox, August 23, 1993.

Pro Career: 1995 will be his first season in professional baseball.

SPINELLO, JOE

Position: Catcher

Height: 5-10 Bats: Right Born: June 5, 1972, Kansas City, Mo.

Weight: 220 Throws: Right Resides: Kansas City, Mo.

Recommended/Signed By: Chicago White Sox

How Obtained: Signed as a free agent by the White Sox, April 2, 1995

Personal Background: Attended Central Missouri State University.

Pro Career: 1995 will be his first season in professional baseball.

SPRY, SHANE

Position: Outfielder

Height: 5-11 **Bats:** Left **Born:** September 4, 1975, Spearwood, Australia

Weight: 198 **Throws:** Left **Resides:** Spearwood, Australia

Recommended/Signed By: Warren Hughes (White Sox)

How Obtained: Signed as a free agent by the White Sox, December 23, 1992.

Personal Background: Attended Hamilton (Australia) High School ..., one of two Australians in the organization.

Pro Career: Appeared in 46 games at Rookie Sarasota and three at Class A Hickory.

YEAR	CLUB	AVG	G	AB	R	H	TB	2B	3B	HR	RBI	SH	SF	HB	BB	SO	SB	CS	E
1993	Sarasota (GCL)	.239	43	117	19	28	34	6	0	0	10	4	2	1	15	24	6	3	4
1994	Hickory	.000	3	3	0	0	0	0	0	0	0	0	0	0	3	2	0	0	0
	Sarasota (GCL)	.261	46	138	25	36	51	8	2	1	7	1	0	1	17	23	4	1	1
MINOR TOTALS		.248	92	258	44	64	85	14	2	1	7	5	2	2	35	49	10	4	5

TAGLE, HANK

Position: Pitcher

Height: 6-0 **Bats:** Left **Born:** April 24, 1969, Fontana, Calif.

Weight: 175 **Throws:** Left **Resides:** Sierra Vista, Ariz.

Recommended/Signed By: Mike Sgobba (White Sox)

How Obtained: Signed as a free agent by the White Sox, June 7, 1991.

Personal Background: Played baseball at the University of Nevada-Las Vegas.

Pro Career: Led Class A South Bend in saves (nine) and games (37) ... struck out 49 in 46.1 IP for an average of 9.5 per 9.0 IP ... was named to the Midwest League's postseason All-Star Team ... did not allow an earned run over his first 12 appearances ... struck out a season-high six twice ... struck out at least one batter in 25 of 28 appearances at one point ... averaged 10.7 strikeouts per 9.0 IP (33 SO/27.2 IP) at Class A South Bend in 1992 ... led Class A Utica with seven saves in 1991 ... registered a 4:1 strikeout-to-walk ratio (24 SO/6 BB) at Utica.

YEAR	CLUB	W-L	PCT	ERA	G	GS	CG	SHO	SV	IP	H	R	ER	HR	HB	BB-I	SO	WP	BK
1991	Sarasota (GCL)	0-0	.000	0.00	2	0	0	0	2	4.0	3	0	0	0	0	1-0	2	0	0
	Utica	3-1	.750	2.22	16	0	0	0	7	24.1	22	7	6	1	0	6-0	24	1	0
1992	South Bend	2-0	1.000	3.58	26	0	0	0	0	27.2	33	15	11	1	0	11-0	33	3	3
1993	South Bend	0-1	.000	2.51	11	0	0	0	1	14.1	12	7	4	0	3	3-1	10	2	0
	Sarasota (FSL)	1-1	.500	2.87	17	0	0	0	0	15.2	13	8	5	1	1	10-1	9	0	0
1994	South Bend	4-3	.571	4.08	37	0	0	0	9	46.1	41	25	21	7	4	14-1	49	4	1
MINOR TOTALS		10-6	.625	3.20	109	0	0	0	19	132.1	124	62	47	10	8	45-3	127	10	4

THEODILE, ROBERT

Position: Pitcher

Height: 6-3 **Bats:** Right **Born:** September 16, 1972, New Iberia, La.

Weight: 190 **Throws:** Right **Resides:** Jeanerette, La.

Recommended/Signed By: Marti Wolever/Ken Stauffer (White Sox)

How Obtained: Selected in eighth round, June 1992 free agent draft.

Personal Background: Played collegiate baseball at San Jacinto Junior College.

Pro Career: Seven victories tied for third at Class A Hickory ... won five consecutive decisions from 7/23-8/15/94 ... struck out season-high eight on 4/19/94 at Hagerstown ... attended the Fall Instructional League ... made pro debut at Rookie Sarasota in 1992.

YEAR	CLUB	W-L	PCT	ERA	G	GS	CG	SHO	SV	IP	H	R	ER	HR	HB	BB-I	SO	WP	BK
1992	Sarasota (GCL)	2-0	1.000	0.69	4	1	0	0	0	13.0	7	1	1	0	0	4-0	12	2	0
1993	Hickory	0-4	.000	6.75	8	8	0	0	0	45.1	63	40	34	1	1	21-0	23	5	0
	Sarasota (GCL)	5-2	.714	2.59	10	8	1	1	1	66.0	45	24	19	2	6	23-0	42	2	2
1994	Hickory	7-4	.636	4.80	18	16	2	0	0	86.1	81	53	46	7	2	47-0	68	11	1
MINOR TOTALS		14-10	.583	4.27	40	33	3	1	1	210.2	196	118	100	10	9	95-0	145	20	3

THOMAS, JUAN

Position: First Baseman

Height: 6-5 **Bats:** Right **Born:** April 17, 1972, Ashland, Ky.

Weight: 240 **Throws:** Right **Resides:** New Boston, Ohio

Recommended/Signed By: Mark Bernstein/Doug Laumann (White Sox)

How Obtained: Selected in 10th round, June 1991 free agent draft.

Personal Background: Attended Paul Blazer (Ky.) High School ... passed up offers to play baseball and football at Arizona State.

Pro Career: Connected on 18 home runs at Class A South Bend, falling one short of combined total for his first two pro seasons ... collected 44 extra-base hits and posted a .444 slugging percentage ... 18 homers were twice as many as his next closest teammate ... 79 RBI also led the team ... posted a seven-game hitting streak from 7/3-10/94 (.393, 11-28) ... attended the Fall Instructional League ... combined to hit .240 (93-387) with 13 home runs and 55 RBI at two stops in 1993 ... led the Gulf Coast League in home runs (six) and home runs per at-bat (1:31.5) at Rookie Sarasota in 1992 ... led club with 29 RBI.

YEAR	CLUB	AVG	G	AB	R	H	TB	2B	3B	HR	RBI	SH	SF	HB	BB	SO	SB	CS	E
1992	Sarasota (GCL)	.222	55	189	30	42	68	6	1	6	29	0	2	3	18	75	8	1	15
1993	Hickory	.229	90	328	51	75	137	14	6	12	46	1	3	7	35	124	2	4	6
	Sarasota (GCL)	.305	20	59	12	18	28	3	2	1	9	0	0	1	12	12	5	5	4
1994	South Bend	.251	119	446	57	112	198	20	6	18	79	0	5	9	27	143	3	4	15
MINOR TOTALS		.242	284	1022	150	247	431	43	15	37	163	1	10	20	92	355	18	14	40

†Tied for League Lead

TIDICK, MICHAEL

Position: Outfielder

Height: 6-2 **Bats:** Right **Born:** March 7, 1971, Johnson, N.Y.

Weight: 185 **Throws:** Right **Resides:** Endicott, N.Y.

Recommended/Signed By: Ron Schueler (White Sox)

How Obtained: Selected in the 47th round, June 1994 free agent draft.

Personal Background: Played collegiate baseball at Western Carolina University ... was named 1994 Southern Conference Player of the Year after leading the league in batting (.376, 86-229) and runs (59) ... was second in slugging (.659) and home runs (14) and third in RBI (55) ... was All-Southern in 1994 and was named to the All-Southern Tournament Team in 1993 and 1994 ... was selected 1994 second-team ABCA All-Atlantic Region ... lifetime was a .345 (270-782) hitter with 34 home runs and 158 RBI.

Pro Career: Made his pro debut at Rookie Sarasota.

YEAR	CLUB	AVG	G	AB	R	H	TB	2B	3B	HR	RBI	SH	SF	HB	BB	SO	SB	CS	E
1994	Sarasota (GCL)	.190	18	42	4	8	10	2	0	0	0	0	0	1	4	9	0	1	1

VALDEZ, MARIO

Position: First Baseman

Height: 6-2 **Bats:** Left **Born:** November 19, 1974, Obregon, Mexico

Weight: 190 **Throws:** Left **Resides:** Hialeah, Fla.

Recommended/Signed By: Mark Bernstein/Jose Ortega (White Sox)

How Obtained: Selected in the 48th round, June 1993 free agent draft.

Personal Background: Signed with White Sox on 5/1/94 after being drafted the previous year ... played collegiate baseball at Miami-Dade North Community College ... led team in batting (.408), runs scored (32), hits (64), doubles (20) and triples (eight) in 1994 ... was 4-4 in stolen bases ... posted a .656 slugging percentage and a .514 on-base percentage in final year ... voted first team all-state, all-region and all-conference (Southern).

Pro Career: Appeared in 53 games at Rookie Sarasota, second-highest total on the club ... his 25 RBI and 30 walks topped the club ... attended the Fall Instructional League.

YEAR	CLUB	AVG	G	AB	R	H	TB	2B	3B	HR	RBI	SH	SF	HB	BB	SO	SB	CS	E
1994	Sarasota (GCL)	.236	53	157	20	37	58	11	2	2	25	0	1	2	30	28	0	6	8

VALRIE, KERRY

Position: Outfielder

Height: 5-11 **Bats:** Right **Born:** October 31, 1968, Mobile, Ala.

Weight: 185 **Throws:** Right **Resides:** Loxley, Ala.

Recommended/Signed By: Ron Fridley/Danny Monzon (White Sox)

How Obtained: Selected in 19th round, June 1990 free agent draft.

Personal Background: Played college baseball and football at Southern Mississippi.

Pro Career: Led Class AA Birmingham in hitting (.286, 12th in the Southern League), doubles (27) and RBI (58) ... he was fifth in the league in stolen base percentage at 74.3 (29-39) ... was selected as the organization's Charles Lubin Most Valuable Player for the Barons ... he hit .360 (31-86) with two homers, 15 RBI and seven steals in May ... has 127 career stolen bases, an average of 25 per season ... set career highs in average, runs and doubles in 1994 ... collected four hits on 5/26/94 vs. Nashville and drove in four runs on 8/20/94 vs. Chattanooga ... recorded a 16-game hitting streak from 6/15-7/2/94 (.403, 25-62) ... led outfielders in the Sox organization with 35 stolen bases and ranked second with 60 RBI at Class A South Bend and Class A Sarasota in 1992 ... led South Bend with six home runs and ranked second on the club with 32 stolen bases in 1991.

YEAR	CLUB	AVG	G	AB	R	H	TB	2B	3B	HR	RBI	SH	SF	HB	BB	SO	SB	CS	E
1990	Ulica	.188	42	149	14	28	34	4	1	0	10	1	0	1	8	46	12	6	1
1991	South Bend	.215	87	331	47	71	104	11	2	6	29	3	0	3	23	78	32	6	3
1992	South Bend	.258	79	314	34	81	112	12	2	5	37	0	4	1	16	53	22	15	5
	Sarasota (FSL)	.236	51	174	13	41	53	9	0	1	23	0	2	1	14	42	13	1	4
1993	Sarasota (FSL)	.212	115	386	47	82	136	14	2	12	52	2	7	4	17	81	19	7	8
1994	Birmingham	.286	119	423	59	121	163	27	3	3	58	2	4	4	34	75	29	10	6
MINOR TOTALS		.239	493	1777	214	424	602	77	10	27	209	8	17	14	112	375	45	27	27

VAZQUEZ, ARCHIE

Position: Pitcher

Height: 6-6 **Bats:** Right **Born:** April 11, 1972, Manhattan, N.Y.

Weight: 220 **Throws:** Right **Resides:** Hialeah, Fla.

Recommended/Signed By: Jose Ortega (White Sox)

How Obtained: Signed as a free agent by the White Sox, January 27, 1994.

Personal Background: Played collegiate baseball at Miami-Dade North Community College ... attended Hialeah Miami Lakes High School.

Pro Career: Led the organization's relievers with 28 saves at Class A Hickory ... ranked fourth in the South Atlantic League in saves ... 50 appearances topped the team ... limited opponents to a .156 batting average (tied for second among all minor leaguers) and allowed just 37 hits in 67.0 IP ... struck out 78 to average 10.5 per 9.0 IP ... his ERA topped the Crawdads staff, while his seven wins tied for third ... allowed just 8.06 runners per 9.0 IP, tops among SAL relievers ... was 3-3 with 10 saves and a 2.06 ERA (8 ER/35.0 IP) through June and then went 4-0 with 18 saves and a 0.28 ERA (1 ER/32.0 IP) from 7/1 through the rest of the season ... was 3-0 with 10 saves and a 0.00 ERA (0 ER/18.0 IP) in July ... earned a win or save in 21 consecutive appearances from 6/30-8/17/94 (five wins, 16 saves) ... made 17 consecutive scoreless appearances covering 23.0 IP ... struck out a season-high six in 2.1 IP on 5/21/94 vs. Macon ... was named to the SAL midseason All-Star Team and was chosen the league's Pitcher of the Week for 7/24-30 ... was in San Diego's organization from 1991-92 after being drafted by the Pirates in the 43rd round of the 1991 June free agent draft ... played for Sioux Falls of the independent Northern League in 1993.

YEAR	CLUB	W-L	PCT	ERA	G	GS	CG	SHO	SV	IP	H	R	ER	HR	HB	BB-I	SO	WP	BK
1991	Scottsdale	1-1	.500	2.48	17	1	0	0	14	40.0	39	20	11	2	2	25-1	31	3	0
	Spokane	0-0	.000	13.50	1	0	0	0	0	1.1	2	2	2	0	0	3-0	0	1	0
1992	Spokane	0-2	.000	6.87	15	1	0	0	0	36.2	38	39	28	4	5	30-0	41	9	0
1993	Sioux Falls	0-0	.000	7.20	4	-	-	-	0	5.0	2	-	4	-	-	4-	2	-	-
1994	Hickory	7-3	.700	1.21	50	0	0	0	28	67.0	37	14	9	5	1	22-0	78	6	0
MINOR TOTALS		8-6	.571	3.10	83	2	0	0	42	145.0	116	75	50	11	8	80-1	150	19	0

Italics indicates foreign or independent league; statistics not included in total lines.

VIERRA, JOEY

Position: Pitcher

Height: 5-7 **Bats:** Left **Born:** January 31, 1966, Honolulu, Hawaii

Weight: 170 **Throws:** Left **Resides:** Honolulu, Hawaii

Recommended/Signed By: Cincinnati Reds

How Obtained: Signed as a free agent by the White Sox, March 3, 1994.

1994: Began the season at Class AA Birmingham before being promoted to Class AAA Nashville on 7/23 ... posted a 1.54 ERA (2 ER/11.2 IP) with three saves for Nashville in August ... earned saves in consecutive outings vs. New Orleans on 8/26 and 8/28 ... was 4-2 with a 2.97 ERA (22 ER/66.2 IP) and 63 strikeouts at Birmingham ... his first 19 appearances with the Barons came in relief ... converted into a starter midway through the season, making starts in his last five outings ... was 4-0 with a 1.50 ERA (6 ER/36.0 IP), nine walks and 37 strikeouts over those five starts ... earned Southern League Pitcher of the Week honors for 7/4-10 after going 2-0 with a 0.60 ERA (1 ER/15.0 IP) and 15 strikeouts ... tossed a two-hit shutout with seven strikeouts vs. Nashville on 7/4 ... allowed just three hits and one run with a career-high 12 strikeouts in a losing effort vs. Greenville on 7/16 ... averaged 8.5 strikeouts per 9.0 IP at Birmingham.

Minor League Highlights: Has a career record of 27-21 with a 3.23 ERA (186 ER/518.1 IP) over eight minor-league seasons ... has averaged 7.9 strikeouts per 9.0 IP (456 SO/518.1 IP) ... has a career strikeout-to-walk ratio of 2.48:1. **1993:** Split the season between Class AAA Albuquerque and Class AA San Antonio of the Los Angeles Dodgers organization ... was 0-3 with a 4.32 ERA (8 ER/16.2 IP) in nine games at Albuquerque and 1-0 with a 5.40 ERA (7 ER/11.2 IP) in nine games at San Antonio. **1992:** Was 4-1 with a 2.98 ERA (27 ER/81.2 IP) in 52 games at Class AAA Nashville after his promotion from Class AA Chattanooga ... tied for eighth in the American Association in appearances with 52 ... allowed just 7.2 hits per 9.0 IP and posted a 2.2:1 strikeout-to-walk ratio ... named to the National League squad at the American Association midseason All-Star Game. **1991:** Ranked second in the league with 62 appearances at Nashville. **1990:** Was promoted to Class AAA Nashville and went 3-3 with a 3.28 ERA (21 ER/57.2 IP) ... finished 10th in the league in appearances with 49 ... did not commit an error in 25 fielding chances. **1989:** Went 5-3 with a 1.70 ERA (14 ER/74.1 IP) and seven saves at Class A Cedar Rapids ... allowed just 7.6 hits per 9.0 IP and averaged 9.8 strikeouts per 9.0 IP ... posted a 4:1 strikeout-to-walk ratio ... his 47 appearances tied for 13th in the Midwest League. **1988:** Spent the season at Class A Greensboro ... was 2-1 with a 2.40 ERA (11 ER/41.1 IP) and seven saves ... ranked second on the club in saves and third in appearances ... posted a 5.25:1 strikeout-to-walk ratio ... struck out 9.0 batters per 9.0 IP and allowed just 6.5 hits per 9.0 IP. **1987:** Began the season at Rookie Sarasota ... ranked second in the league with eight saves ... was promoted to Class A Tampa on 7/24.

Miscellaneous/Personal: Married Jenny ... graduated in 1984 from St. Louis High School in Kaimuki, Hawaii ... attended the University of Hawaii-Manoa.

YEAR	CLUB	W-L	PCT	ERA	G	GS	CG	SHO	SV	IP	H	R	ER	HR	HB	BB-I	SO	WP	BK
1987	Plant City (GCL)	1-2	.333	0.86	14	0	0	0	8	21.0	11	4	2	0	0	5-0	29	0	0
	Tampa	1-1	.500	10.13	9	0	0	0	1	8.0	14	11	9	3	1	3-0	7	0	0
1988	Greensboro	2-1	.667	2.40	34	0	0	0	7	41.1	30	13	11	0	1	8-2	42	6	3
1989	Cedar Rapids	5-3	.625	1.70	47	0	0	0	7	74.1	43	22	14	4	4	20-3	81	3	1
1990	Nashville	3-3	.500	3.28	49	0	0	0	1	57.2	55	25	21	6	0	25-2	37	1	0
1991	Nashville	5-4	.556	4.33	62	2	0	0	2	95.2	81	60	46	8	6	43-2	84	5	2
1992	Chattanooga	1-0	1.000	0.00	1	1	0	0	0	6.0	5	0	0	0	0	0-0	3	0	0
	Nashville	4-1	.800	2.98	52	3	0	0	0	81.2	65	29	27	6	2	28-2	62	6	1
1993	San Antonio	1-0	1.000	5.40	9	0	0	0	1	11.2	14	7	7	1	1	4-1	6	1	0
	Albuquerque	0-4	.000	4.91	29	0	0	0	1	32.0	38	22	18	3	2	18-6	24	4	1
1994	Birmingham	4-2	.667	2.97	27	6	1	1	1	66.2	60	23	22	1	3	19-1	63	4	2
	Nashville	0-0	.000	3.80	19	0	0	0	3	21.1	25	11	9	2	1	11-1	18	2	0
MINOR TOTALS		27-21	.563	3.23	352	12	1	1	32	518.1	441	227	186	34	21	184-20	456	32	10

VINAS, JULIO

Position: Catcher

Height: 6-1 **Bats:** Right **Born:** February 14, 1973, Miami, Fla.

Weight: 205 **Throws:** Right **Resides:** Hialeah, Fla.

Recommended/Signed By: Dan Monzon/Jose Ortega (White Sox)

How Obtained: Selected in 33rd round, June 1991 free agent draft.

Personal Background: Attended Miami American High School.

Pro Career: Appeared in a career-high 121 games at Class A South Bend ... tied for third in the organization with 31 doubles, a franchise record at South Bend ... was named to the Midwest League midseason All-Star Team ... his 75 RBI were 31 more than his next-best season ... his 466 at-bats were second on the club ... attended the Fall Instructional League ... combined to hit .300 (76-253) with 10 home runs and 44 RBI in 1993 ... split 1992 season between Class A Utica and Class A South Bend ... ranked second among catchers in the organization with 34 RBI in 1992 ... threw out 37.5 percent (21 CS/56 ATT) of base stealers at Utica.

YEAR	CLUB	AVG	G	AB	R	H	TB	2B	3B	HR	RBI	SH	SF	HB	BB	SO	SB	CS	E
1991	Sarasota (GCL)	.225	50	187	21	42	60	9	0	3	29	0	2	2	19	40	2	3	13
1992	Utica	.247	47	150	22	37	51	5	4	0	24	1	5	2	11	29	1	2	9
	South Bend	.170	33	94	7	16	19	3	0	0	10	0	2	1	9	17	1	3	4
1993	South Bend	.319	55	188	24	60	104	15	1	9	37	2	2	1	12	29	1	1	12
	Sarasota (FSL)	.246	18	65	5	16	23	2	1	1	7	0	0	0	5	13	0	0	2
1994	South Bend	.253	121	466	68	118	178	31	1	9	75	6	6	4	43	75	0	2	8
MINOR TOTALS		.251	324	1150	147	289	435	65	7	22	182	9	17	10	99	203	5	11	48

VOLLMER, SCOTT

Position: Catcher

Height: 6-1 **Bats:** Right **Born:** February 9, 1971, Anaheim, Calif.

Weight: 185 **Throws:** Right **Resides:** Meridian, Idaho

Recommended/Signed By: Ed Pebley/Joseph Butler (White Sox)

How Obtained: Selected in the 17th round, June 1993 free agent draft.

Personal Background: Played collegiate baseball at Pepperdine University ... was a first team All-West Coast Conference selection ... named to All-College World Series Team in 1992 after batting a team-high .438 to lead the Waves to the National Championship.

Pro Career: Was named the organization's Player of the Month in April when he hit .359 (28-78) with 21 RBI for Class A Hickory ... batted safely in his first 12 games (.378, 17-45) and 16 of his first 17 ... tied for fourth among Sox minor leaguers with 81 RBI ... was named to the South Atlantic League's midseason All-Star Team ... 24 doubles tied for second at Hickory and his 81 RBI were second on the club ... drove in a season-high four runs three times ... hit five home runs in a 17-game span from 7/1-21/94 ... attended the Fall Instructional League ... made pro debut with Rookie Sarasota in 1993 ... was second on the team in doubles with nine.

YEAR	CLUB	AVG	G	AB	R	H	TB	2B	3B	HR	RBI	SH	SF	HB	BB	SO	SB	CS	E
1993	Sarasota (GCL)	.273	43	132	19	36	45	9	0	0	11	1	2	2	17	11	3	4	6
1994	Hickory	.274	110	420	52	115	169	24	4	7	81	4	6	4	39	63	0	1	15
MINOR TOTALS		.274	153	552	71	151	213	33	4	7	92	5	8	6	56	74	3	5	21

WALKER, JOE

Position: Catcher

Height: 6-3 **Bats:** Switch **Born:** November 15, 1971, Port Huron, Mich.

Weight: 210 **Throws:** Right **Resides:** Saginaw, Mich.

Recommended/Signed By: Chicago White Sox

How Obtained: Signed as a free agent by the White Sox, April 2, 1995.

Personal Background: Attended Heritage High School in Saginaw, Mich. ... graduated from Butler University in 1994.

Pro Career: 1995 will be his first season in professional baseball.

WATKINS, JASON

Position: Pitcher

Height: 6-0 Bats: Right Born: March 26, 1970, Longview, Texas

Weight: 195 Throws: Right Resides: Longview, Texas

How Obtained: Signed as a free agent by the White Sox, June 13, 1992.

Personal Background: Played collegiate baseball at Panola Junior College and the University of Texas-Arlington.

Pro Career: Led Class A Prince William with 42 relief appearances ... posted five saves and limited the opposition to a .211 batting average ... averaged nearly a strikeout an IP (76 SO/76.2 IP) ... struck out a season-high six in 2.2 IP on 7/11/94 at Wilmington ... did not allow a run over nine straight appearances from 4/28-5/26/94 (14.0 IP) ... has averaged 9.3 strikeouts per 9.0 IP (189 SO/182.2 IP) over his career ... his 16 saves at Class A South Bend in 1993 were the second-highest total in the organization ... averaged 11.2 strikeouts per 9.0 IP (56 SO/43.0 IP) at Class A Utica in 1992.

YEAR	CLUB	W-L	PCT	ERA	G	GS	CG	SHO	SV	IP	H	R	ER	HR	HB	BB-I	SO	WP	BK
1992	Utica	2-3	.400	2.09	25	0	0	0	3	43.0	37	14	10	2	1	16-1	56	3	0
1993	South Bend	6-3	.667	1.57	37	0	0	0	16	63.0	37	13	11	2	6	24-3	57	1	1
1994	Prince William	5-3	.625	2.70	42	0	0	0	5	76.2	59	31	23	8	2	35-5	76	4	1
MINOR TOTALS		13-9	.591	2.17	105	0	0	0	24	182.2	133	58	44	9	9	75-9	189	8	2

WHITTAKER, JERRY

Position: Outfielder

Height: 6-2 Bats: Right Born: November 17, 1973, Long Beach, Calif.

Weight: 190 Throws: Right Resides: Long Beach, Calif.

Recommended/Signed By: Doug Laumann/Dave Owen (White Sox)

How Obtained: Selected in the second round, June 1994 free agent draft.

Personal Background: Played collegiate baseball at the University of Oklahoma ... member of the 1994 National Championship team ... batted .321 (36-112) with five home runs and 29 RBI for the Sooners ... stole 14 of 15 bases.

Pro Career: Appeared in 41 games at Class A Hickory after playing in 13 with Rookie Sarasota ... posted nine multihit games at Hickory ... went 4-11 (.364) with two doubles, two home runs and five RBI over one three-game span (8/7-9/94) ... attended the Fall Instructional League after the 1994 season.

YEAR	CLUB	AVG	G	AB	R	H	TB	2B	3B	HR	RBI	SH	SF	HB	BB	SO	SB	CS	E
1994	Sarasota (GCL)	.417	13	36	6	15	23	4	2	0	4	0	0	1	3	5	1	0	0
	Hickory	.250	41	152	17	38	55	8	0	3	23	0	1	2	9	37	2	2	1
MINOR TOTALS		.282	54	188	23	53	78	12	2	3	27	0	1	3	12	42	3	2	1

WIESNER, RANDY

Position: Catcher

Height: 6-2 Bats: Left Born: April 24, 1972, New York, N.Y.

Weight: 210 Throws: Right Resides: Pompano Beach, Fla.

Recommended/Signed By: Jose Ortega (White Sox)

How Obtained: Signed as a free agent by the White Sox, January 23, 1995.

Pro Career: 1995 will be his first season in professional baseball.

WILLIAMS, HAROLD

Position: First Baseman

Height: 6-4 Bats: Left Born: February 14, 1971, Litcher, La.

Weight: 200 Throws: Left Resides: Garyville, La.

Recommended/Signed By: Mark Bernstein/Warren Hughes (White Sox)

How Obtained: Selected in the 26th round, June 1993 free agent draft.

Personal Background: Played for Livingston University in 1993 where he led team in runs scored (50), hits (70) and on-base percentage (.454) ... was second on squad with a .383 batting average.

Pro Career: Topped the South Atlantic League in RBI (104), hits (162), runs scored (99), total bases (267) and at-bats (535) ... tied for third in the SAL in extra-base hits (54) and ranked fourth in batting average (.303), home runs (24) and slugging percentage (.499) ... led Sox minor leaguers in RBI, runs and hits, was second in slugging and ranked third in average and home runs ... was chosen by the organization as the Charles Lubin Most Valuable Player for the Crawdads ... was named to the league's midseason and postseason All-Star teams ... was named the organization's Player of the Month for May ... was selected the SAL Batter of the Week three times (4/17-23/94, 5/1-7/94 and 8/14-20/94 ... batted .333 (38-114) with six home runs and 21 RBI in May ... hit seven home runs and drove in 34 runs in August ... had three four-hit games and 45 multihit games ... failed to reach base by a hit or walk in a game just 22 times all year (115 of 137) ... hit safely in 10 straight games and 27 of 29 games from 8/2-30/94 (.391, 45-115) ... *Baseball America* named him the No. 10 prospect in the CL.

YEAR	CLUB	AVG	G	AB	R	H	TB	2B	3B	HR	RBI	SH	SF	HB	BB	SO	SB	CS	E
1993	Sarasota (GCL)	.280	52	186	18	52	69	6	4	1	21	1	2	2	17	40	4	5	8
1994	Hickory	.303	137	535	99	162	267	27	3	24	104	1	3	11	53	103	1	1	21
MINOR TOTALS		.297	189	721	117	214	336	33	7	25	125	2	5	13	70	143	5	6	29

*Led League

WILSON, CRAIG

Position: Infielder

Height: 6-1

Bats: Right

Born: September 3, 1970, Chicago, Ill.

Weight: 195

Throws: Right

Resides: Phoenix, Ariz.

Recommended/Signed By: Marti Wolever (White Sox)

How Obtained: Selected in 13th round, June 1992 free agent draft.

Personal Background: Batted .416 with eight home runs and 62 RBI as a senior at Kansas State University ... tabbed Big Eight Conference Player of the Year and First Team All-America by *Baseball America* in 1992 ... holds KSU career records for hits, runs, RBI, doubles, total bases and at-bats ... went 5-5, hit for the cycle and drove in eight runs on 2/29/92 vs. Friends College ... struck out just 11 times in 232 at-bats ... led KSU in batting average in three of his four seasons ... drafted by the San Francisco Giants after his junior year at KSU ... played shortstop for Team USA in the 1992 Olympic Games in Barcelona ... led the 1991 Pan American Team with a .349 batting average ... starred in baseball and basketball at Leyden High School in Franklin Park, Ill. ... averaged 18.0 points per game and set a school record with an 84.4 free throw percentage as a senior.

Pro Career: Set Carolina League record for fielding percentage by a shortstop (.981, 11 errors) ... led the league and organization with 36 doubles ... was named the Best Defensive shortstop in the league by *Baseball America* ... led all CL shortstops in fielding percentage (.981), games (131), total chances (586), assists (388) and double plays (67) ... named to the CL's midseason and postseason All-Star teams ... tied for the team lead in games played and was second with 496 at-bats ... batted .500 (13-26) to begin the season ... collected four hits on 8/13/94 at Salem ... was one of just seven position players in the Arizona Fall League who spent the entire 1994 season with a Class A club ... was named to the midseason Midwest League All-Star squad in 1993 ... his 59 RBI led all Sox shortstops ... his .963 fielding percentage topped MWL shortstops ... was second on the Class A South Bend team in games (132).

YEAR	CLUB	AVG	G	AB	R	H	TB	2B	3B	HR	RBI	SH	SF	HB	BB	SO	SB	CS	E
1993	South Bend	.259	132	455	56	118	164	27	2	5	59	7	6	6	49	50	4	4	21
1994	Prince William	.264	131	496	70	131	187	36	4	4	66	5	6	6	58	44	1	2	11
MINOR TOTALS		.262	263	951	126	249	351	63	6	9	125	12	12	14	107	94	5	6	32

*Led League

WILSON, STEVE

Position: Pitcher

Height: 6-4

Bats: Left

Born: Dec. 13, 1964, Victoria, British Columbia

Weight: 220

Throws: Left

Resides: Tempe, Ariz.

Recommended/Signed By: Texas Rangers

How Obtained: Signed as a free agent by the White Sox, January 23, 1995.

1994: Appeared in 51 games with Milwaukee's Class AAA affiliate in New Orleans ... won his first four decisions (4/18-5/16) ... posted lone save on 8/17 vs. Nashville ... allowed one run or less in 43 of 51 appearances ... longest relief outing was 3.2 IP on 5/13 vs. Buffalo ... made three starts, going 4.2 IP twice ... struck out a season-high five twice (last on 7/21 vs. Louisville).

Major League Highlights: Has four years and four days of major-league service with Texas (1988), the Chicago Cubs (1989-91) and Los Angeles (1991-93) ... for his career, left-handers have batted .252 (102-405), while right-handers have hit .267 (246-922).

1993: Recorded lone save on 4/18 vs. Pittsburgh ... it was his first save since 9/18/91 vs. Houston ... did not allow a run in his first seven outings (3.1 IP) ... lone victory and decision in 25 games with Los Angeles came on 5/26 vs. San Diego ... was optioned to Class AAA Albuquerque on 5/27 ... was recalled on 9/6 ... fanned a season-high four on 9/9 vs. Florida ... pitched in his 200th career game on 9/19 at Colorado.

1992: Last major-league loss was on 7/26 at Montreal ... appeared in a career-high 60 games ... pitched in consecutive games 13 times ... went 1.0 IP or less 40 times.

1991: Started the season with the Chicago Cubs before being acquired off waivers by Los Angeles on 9/6.

1990: Started 15 games for the Cubs and pitched his only complete game on 7/15 vs. Los Angeles ... also fanned a career-high 10 vs. the Dodgers ... last career start came on 9/30 at New York.

1989: First major-league win came on 4/7 vs. Pittsburgh and first save on 4/21 at New York.

1988: Made major-league debut on 9/16 at California, going 5.1 IP for Texas.

Minor League Highlights: **1988:** Ranked third in the Texas League with 132 strikeouts at Class AA Tulsa ... went 3-0 in the playoffs and was 15-7 in the regular season ... 18 combined victories were the most ever by a minor-league pitcher in the Texas organization.

1987: Was 4.0 IP short of qualifying for fourth place in the Florida State League ERA title at Class A Port Charlotte.

1986: Started 24 games at Tulsa.

1985: Made professional debut at Class A Burlington ... struck out 76 in 72.1 IP.

Miscellaneous/Personal: Married Janet Ong ... has two children: Kady (9/22/89) and Andrew (5/8/91) ... graduated from Eric Hamber High School in Vancouver, British Columbia, where he played hockey, volleyball and soccer (school did not field a baseball team) ... attended the University of Portland and was named to the All-Conference Team in 1985 ... threw two no-hitters at Portland, including a perfect game ... pitched for the Canadian Olympic Team at Dodger Stadium in 1984 and the Pan American games in 1983 ... is an avid hockey fan and enjoys country music ... following the 1993 season, held the First Annual Steve Wilson All-Star weekend for British Columbia Special Olympics.

YEAR	CLUB	W-L	PCT	ERA	G	GS	CG	SHO	SV	IP	H	R	ER	HR	HB	BB-I	SO	WP	BK
1985	Burlington	3-5	.375	4.58	21	10	0	0	0	72.2	71	44	37	11	2	27-1	76	1	3
1986	Tulsa	7-13	.350	4.87	24	24	2	0	0	136.2	117	83	74	10	7	103-0	95	12	6
1987	Charlotte	9-5	.643	2.44	20	17	1	1	0	107.0	81	41	29	5	3	44-0	80	5	2
1988	Tulsa	15-7	.682	3.16	25	25	5	3	0	165.1	147	72	58	14	8	53-1	132	3	1
	TEXAS	0-0	.000	5.87	3	0	0	0	0	7.2	7	5	5	1	0	4-1	1	0	0
1989	CHICAGO (NL)	6-4	.600	4.20	53	8	0	0	2	85.2	83	43	40	6	1	31-5	65	0	1
1990	CHICAGO (NL)	4-9	.308	4.79	45	15	1	0	1	139.0	140	77	74	17	2	43-6	95	2	1
1991	CHICAGO (NL)	0-0	.000	4.38	8	0	0	0	0	12.1	13	7	6	1	0	5-1	9	0	0
	Iowa	3-6	.273	3.87	25	16	1	0	0	114.0	102	55	49	11	7	45-2	83	7	0
	LOS ANGELES	0-0	.000	0.00	11	0	0	0	2	8.1	1	0	0	0	0	4-0	5	0	0
1992	LOS ANGELES	2-5	.286	4.18	60	0	0	0	0	66.2	74	37	31	8	1	29-7	54	7	0
1993	LOS ANGELES	1-0	1.000	4.56	25	0	0	0	1	25.2	30	13	13	2	1	14-4	23	3	0
	Albuquerque	0-3	.000	4.38	13	12	0	0	0	51.1	57	29	25	5	2	14-0	44	4	2
1994	New Orleans	8-6	.571	4.34	51	3	0	0	1	76.2	78	39	37	5	4	33-5	67	5	1
MINOR TOTALS		45-47	.489	3.84	179	107	9	4	1	723.2	653	363	309	61	33	319-9	577	37	15
A.L. TOTALS		0-0	.000	5.87	3	0	0	0	0	7.2	7	5	5	1	0	4-1	1	0	0
N.L. TOTALS		13-16	.419	4.37	202	23	1	0	6	337.2	341	177	164	32	5	126-23	251	12	2
M.L. TOTALS		13-18	.419	4.40	205	23	1	0	6	345.1	348	182	169	33	5	130-24	252	12	2

WOODFIN, CHRIS

Position: Pitcher

Height: 6-1 **Bats:** Right **Born:** February 23, 1968, Statesville, N.C.

Weight: 190 **Throws:** Right **Resides:** High Point, N.C.

Recommended/Signed By: Alex Cosmidis (White Sox)

How Obtained: Signed as a free agent by the White Sox, June 18, 1991.

Personal Background: Played collegiate baseball at North Carolina State University.

Pro Career: Tied for fifth in the Carolina League with 12 saves at Class A Prince William ... was named to the midseason and postseason All-Star teams ... allowed just one run in his first 21 games (18.0 IP, 0.50 ERA) ... did not allow an earned run to score from 4/20-6/17/94 (17 G, 14.0 IP) ... struck out a season-high five in 2.0 IP on 4/14/94 vs. Kinston ... struck out 43 in 28.2 IP ... has averaged 12.5 strikeouts per 9.0 IP (195 SO/140.2 IP) over his career ... struck out 34 in 16.2 IP at Class A South Bend in 1993 ... ranked eighth among minor-league relief pitchers with an average of 12.4 strikeouts per 9.0 IP (82 SO/59.1 IP) at Class A South Bend in 1992 ... named Rookie Sarasota's Pitcher of the Month for August (1991).

YEAR	CLUB	W-L	PCT	ERA	G	GS	CG	SHO	SV	IP	H	R	ER	HR	HB	BB-I	SO	WP	BK
1991	Sarasota (GCL)	1-0	1.000	2.39	13	1	0	0	4	26.1	19	7	7	0	0	7-0	24	0	1
	South Bend	0-2	.000	5.79	3	0	0	0	1	4.2	5	4	3	0	0	5-3	5	3	0
1992	South Bend	3-6	.333	2.73	36	0	0	0	5	59.1	53	27	18	1	4	27-1	82	6	0
1993	Sarasota (GCL)	1-0	1.000	0.00	4	0	0	0	0	5.0	1	1	0	0	0	0-0	7	0	0
	South Bend	0-0	.000	1.62	11	0	0	0	4	16.2	10	3	3	1	1	3-0	34	0	0
1994	Prince William	2-4	.333	1.88	29	0	0	0	12	28.2	21	16	6	1	1	18-1	43	4	0
	Birmingham	1-1	.500	3.00	13	0	0	0	8	15.0	9	5	5	0	0	9-1	19	1	0
MINOR TOTALS		8-13	.381	2.43	109	1	0	0	34	155.2	118	63	42	3	6	89-6	214	14	1

WORRELL, STEVE

Position: Pitcher

Height: 6-2 **Bats:** Left **Born:** November 25, 1969, Ridley Park, Pa.

Weight: 190 **Throws:** Left **Resides:** Cape May, N.J.

Recommended/Signed By: Ed Pebley/Scott Carny (White Sox)

How Obtained: Selected in 18th round, June 1992 free agent draft.

Personal Background: Played collegiate baseball at Stanford University, where he was a teammate of Tim Moore ... earned a 3.3 GPA in sociology ... posted a 5-4 career record despite limited playing time due to injuries ... was a two-time all-state performer at Lower Cape May (N.J.) High School ... registered a 27-10 career record with a 1.18 ERA and 409 strikeouts ... averaged 15.1 strikeouts per 9.0 IP (149 SO/89.0 IP) as a junior ... selected by the Boston Red Sox in the 38th round of the June 1988 free agent draft.

Pro Career: Made 26 appearances at Class A Prince William before being promoted to Class AA Birmingham ... did not allow a run in seven appearances (10.1 IP) with the Barons ... did not allow a hit in 3.0 IP for victory on 8/12/94 at Huntsville ... was named to the Midwest League's midseason All-Star squad with Class A South Bend in 1993 ... was one of four pitchers in the organization to reach double figures in saves ... combined to post a 2-1 record and a 1.02 ERA (4 ER/35.1 IP) at three stops in 1992.

YEAR	CLUB	W-L	PCT	ERA	G	GS	CG	SHO	SV	IP	H	R	ER	HR	HB	BB-I	SO	WP	BK
1992	Sarasota (GCL)	0-0	.000	0.00	2	0	0	0	2	3.0	1	0	0	0	0	0-0	5	0	0
	Utica	1-0	1.000	3.60	4	0	0	0	1	10.0	11	5	4	0	1	2-0	10	3	0
	South Bend	1-1	.500	0.00	14	0	0	0	2	22.1	17	2	0	0	0	7-0	21	0	0
1993	South Bend	4-2	.667	1.68	36	0	0	0	10	59.0	37	12	11	0	2	23-3	57	2	0
	Prince William	4-2	.667	3.56	26	0	0	0	3	48.0	37	23	19	6	3	19-1	47	2	1
1994	Birmingham	1-0	1.000	0.00	7	0	0	0	0	10.1	2	0	0	0	0	5-0	6	0	0
	MINOR TOTALS	11-5	.688	2.00	89	0	0	0	18	152.2	105	42	34	6	6	56-4	146	7	1

ZERPA, MAURO

Position: Infielder

Height: 6-0

Bats: Right

Born: November 5, 1975, Guacara, Venezuela

Weight: 165

Throws: Right

Resides: Guacara, Venezuela

Recommended/Signed By: Alberto Rondon (White Sox)

How Obtained: Signed as a free agent by the White Sox, January 15, 1992.

Pro Career: Spent 1994 with Rookie Sarasota ... finished second in the Dominican Summer League with a .377 (60-159) average in 1993 ... was named designated hitter on the league All-Star Team.

YEAR	CLUB	AVG	G	AB	R	H	TB	2B	3B	HR	RBI	SH	SF	HB	BB	SO	SB	CS	E
1994	Sarasota (GCL)	.253	30	87	6	22	28	2	2	0	7	2	0	2	6	12	3	0	10

ZUPCIC, BOB

Position: Outfielder

Height: 6-4

Bats: Right

Born: August 18, 1966, Pittsburgh, Pa.

Weight: 220

Throws: Right

Resides: Charlotte, N.C.

How Obtained: Claimed off waivers from the Boston Red Sox, May 5, 1994.

Personal Background: Was a special selection between the first and second rounds of the 1987 free agent draft as compensation for the Red Sox not being able to sign their 1986 first-round pick ... played collegiate baseball at Oral Roberts (1985-87).

Pro Career: Played in 32 games (21 starts) with the White Sox in 1994 after being recalled from Class AAA Nashville on 5/14/94 ... had a pinch-hit, run-scoring single in his first at-bat for the Sox ... was claimed off waivers from the Boston Red Sox on 5/5/94 ... combined to play 265 games (172 starts) with Boston in 1992-93 ... 34 of his 80 career RBI have tied the score or put his club ahead ... made his major-league debut on 9/7/91 vs. Seattle ... collected his first major-league hit (an infield single off Rob Murphy) on 9/8/91 vs. Seattle ... made first start in center field on 9/13/91 at New York ... connected on first major-league home run on 9/21/91 vs. New York ... collected a career-high four hits and eight total bases on 6/26/93 vs. Detroit ... hit game-winning grand slams on 6/30/92 vs. Detroit and 7/10/92 vs. Chicago ... two slams tied a major-league rookie record ... posted career-high 10-game hitting streak from 6/22-7/2 (.385, 15-39) ... was voted the winner of the TV38 10th Player Award and was chosen Red Sox Rookie of the Year by the Boston BBWAA chapter in 1991 ... had a 16-game hitting streak at Pawtucket from 8/15-29/91 (.373, 22-59) ... streak tied for the second-longest in Pawtucket history ... was named to the Carolina League All-Star Team in 1988 at Lynchburg ... finished second in the league in RBI (97) and doubles (33), third in total bases (225), fourth in games (135) and hits (143) and ninth in batting average (.297) ... 97 RBI are a career high.

YEAR	CLUB	AVG	G	AB	R	H	TB	2B	3B	HR	RBI	SH	SF	HB	BB	SO	SB	CS	E
1987	Eimora	.303	66	238	39	72	109	12	2	7	37	3	2	2	17	35	5	4	4
1988	Lynchburg	.297	135	482	69	143	225	33	5	13	97	7	8	8	60	64	10	6	3
1989	Pawtucket	.255	27	94	8	24	36	7	1	1	11	0	2	0	3	15	1	3	0
	New Britain	.217	94	346	37	75	97	12	2	2	28	7	2	1	19	55	15	1	6
1990	New Britain	.213	132	461	45	98	132	26	1	2	41	6	7	6	36	65	10	8	4
1991	Pawtucket	.240	129	429	70	103	186	27	1	18	70	12	8	1	55	58	10	6	2
	BOSTON	.160	18	25	3	4	7	0	0	1	3	1	0	0	1	6	0	0	2
1992	Pawtucket	.320	9	25	3	8	15	1	0	2	5	0	1	0	8	6	0	1	0
	BOSTON	.276	124	392	46	108	138	19	1	3	43	7	4	4	25	60	2	2	6
1993	BOSTON	.241	141	286	40	69	103	24	2	2	26	8	3	2	27	54	5	2	4
1994	Pawtucket	.280	9	25	7	7	7	0	0	0	3	0	0	0	4	4	1	1	0
	BOSTON	.000	4	4	0	0	0	0	0	0	0	0	0	0	0	1	0	1	0
	Nashville	.333	5	15	3	6	10	1	0	1	3	0	0	0	3	4	1	1	0
	WHITE SOX	.205	32	88	10	18	27	4	1	1	18	4	1	0	4	16	0	0	0
MINOR TOTALS		.253	606	2118	281	536	817	119	12	46	295	35	29	18	205	306	53	31	19
A.L. TOTALS		.250	319	795	99	199	275	47	4	7	80	20	8	6	57	137	7	5	12
M.L. TOTALS		.250	319	795	99	199	275	47	4	7	80	20	8	6	57	137	7	5	12

Chicago White Sox Organization Charles W. Lubin Awards

This honor is awarded annually to a Chicago White Sox organization player at each level who displays diligence and dedication in the pursuit of excellence. In addition, this honor is also awarded annually to members of the scouting and player development staffs who demonstrate superior judgement, player communication, motivation, teaching skills, travel the "extra mile" in the pursuit of excellence and professionally represent the organization.

Year	Staff Member	Club
1988	Lance Johnson	Class AAA Vancouver
	Carlos Martinez	Class AA Birmingham
	Jerry Kutzler	Class A Tampa
	Ray Payton	Class A South Bend
	Terry Bevington	Manager, Class AAA Vancouver
	Mark Snipp	Scout
1989	Lance Johnson	Class AAA Vancouver
	Craig Grebeck	Class AA Birmingham
	Bo Kennedy	Class A Sarasota
	Derek Lee*	Class A South Bend
	Cesar Bernhardt*	Class A South Bend
	Rick Peterson	Pitching Coach, Class AA Birmingham
Dewey Robinson	Minor League Pitching Coordinator	
Juan Bernhardt	Scout	
1990	Jerry Willard	Class AAA Vancouver
	Matt Stark	Class AA Birmingham
	Greg Perschke	Class A Sarasota
	Scott Cepicky	Class A South Bend
	Rick Patterson	Manager, Class A South Bend
	Rod Fridley	Scout
1991	Derek Lee	Class AAA Vancouver
	Rod Bolton	Class AA Birmingham
	Scott Cepicky	Class A Sarasota
	Brandon Wilson	Class A South Bend
	Tommy Thompson	Manager, Class A South Bend
	Alex Cosmidis	Scout
1992	Chris Cron	Class AAA Vancouver
	Larry Thomas*	Class AA Birmingham
	Steve Olsen*	Class AA Birmingham
	Scott Ruffcorn*	Class A Sarasota
	Steve Schrenk*	Class A Sarasota
	Jeff Pierce	Class A South Bend
	Kirk Champion	Pitching Coach, Class A Sarasota
	Mike Sgobba	Scout
1993	Norberto Martin	Class AAA Nashville
	Jerry Wolak	Class AA Birmingham
	Glenn DiSarcina	Class A Sarasota
	Jimmy Hurst	Class A South Bend
	Chris Mader	Class A Hickory
	Tony Franklin	Manager, Class A South Bend
	Warren Hughes	Scout
1994	Ray Durham	Class AAA Nashville
	Kerry Valrie	Class AA Birmingham
	Jimmy Hurst	Class A Prince William
	Frank Menechino	Class A South Bend
	Harold Williams	Class A Hickory

* Co-Winners

MEDIA



Michael Jordan faces the media during spring training at Ed Smith Stadium in Sarasota, Fla.

BROADCASTING

Broadcasts

Chicago White Sox games will be broadcast on five different television stations in 1995 as Major League Baseball begins its second season of coverage on The Baseball Network. WGN-TV will carry 43 White Sox games during the shortened season, along with the exhibition games against the Chicago Cubs on April 24 and April 25. SportsChannel Chicago will televise 88 games, ESPN two and The Baseball Network is scheduled to carry 10 Sox or other Major League games on either ABC (WLS-TV, Channel 7) or NBC (WMAQ-TV, Channel 5).

All 144 regular-season games will be broadcast on the White Sox Radio Network. For the second successive season, WIND (560 AM) Radio, Chicago, Ill., will provide Spanish-language broadcasts of every White Sox game in 1995.



Broadcasters

KEN HARRELSON

Harrelson begins his sixth season in the television booth as White Sox broadcaster, teaming with Tom Paciorek ... the Hawk's exuberant "YES" call has become familiar to Sox fans ... also served as a broadcaster last season on The Baseball Network, Major League Baseball's joint broadcasting venture with ABC and NBC ... Harrelson also worked in the broadcast booth for the Sox from 1982-85 ... he left the booth on 10/2/85 to become Sox executive vice president for baseball operations ... after serving as the club's general manager for one season, he resigned to resume his broadcasting career ... Harrelson served as play-by-play man for New York Yankees telecasts on SportsChannel New York in 1987-88 ... he teamed with Spencer Ross in 1987 and Bobby Murcer in 1988 ... he began his broadcasting career with Boston in 1975, where he worked until joining the White Sox in 1981 ... Harrelson played professional baseball for nine seasons, helping lead the Red Sox to the American League pennant in 1967 ... he enjoyed his finest season with Boston in 1968, when he belted 35 home runs with 109 RBI ... he also hit 30 home runs when he split the 1969 season between the Red Sox and Cleveland ... his trade to the Indians during the 1969 season caused such a furor in Boston that irate fans picketed Fenway Park ... he also played with Washington and Kansas City during his career, which ended with a broken leg in 1971 ... Harrelson appeared in 900 major-league games, batting .239 while amassing 131 home runs and 421 RBI ... credited with bringing the batting glove to baseball, he played golf professionally for a time before entering broadcasting ... he won the Celebrity Golf Invitational in North Falmouth, Mass. in 1994 and participated in the Michael Jordan/Ronald McDonald Children's Charities Celebrity Golf Classic ... Harrelson hosted the Hawk Open Charity golf outing on 8/29/94 that benefitted Chicago White Sox Charities ... he notched his first hole-in-one while golfing in Florida in January 1990 ... the 52-year-old Harrelson and his wife, Aris, have two children: daughter Krista (1/9/76) and son Casey (1/8/78) ... the family resides in Orlando, Fla.



TOM PACIOREK

Paciorek enters his eighth broadcasting season with the White Sox ... he handles the color responsibilities alongside play-by-play announcer Ken Harrelson on SportsChannel and WGN-TV broadcasts ... teamed with Harrelson to provide English-language commentary for the 1994 Japanese Championship Series ... hosted "Sports Night" at the Improv, a stand-up comedy show about sports, during the 1994 off-season ... began broadcasting while idled on the disabled list in 1984 with the Sox and 1987 with Texas ... worked for Cable News Network as an off-season sports announcer and covered the 1986 World Series for CNN ... completed his career of 15-plus seasons in 1987 with the Rangers ... spent three and one-half seasons (1982-85) with the White Sox ... led the 1983 Sox in hitting (.307) and slugging (.490) as the club won the American League West title ... registered game-winning RBI in Sox's only 1983 ALCS victory, a 2-1 triumph at Baltimore in Game 1 ... batted .288 with 24 home runs and 156 RBI for the Sox over 376 career games ... hit over .300 in two of his three full campaigns on the South Side ... was acquired by the Sox from Seattle on 12/11/81 in a trade for Jim Essian, Todd Cruz and Dave Cochrane ... playing career included 1,392 games for six clubs: Los Angeles, Atlanta, Seattle, the White Sox, New York Mets and Rangers ... posted a lifetime batting average of .282 with 1,162 hits, 86 homers and 503 RBI ... appeared in two league championships series (with the Dodgers in 1974 and Sox in 1983), one World Series (Dodgers in 1974) and one All-Star Game (Mariners in 1981) ... was named Minor League Player of the Year by *The Sporting News* in 1972 ... was a two-time baseball All-America choice and two-time honorable mention football All-America at the University of Houston ... played baseball at Houston with Larry Gallin of The Gallin Brothers ... graduated from Houston in 1970 with a degree in education ... was selected in the ninth round of the 1968 NFL draft by Miami ... was one of four brothers to play professional baseball ... is a native of Hamtramck, Mich., where he was a member of the 1961 Pony League World Series Championship team ... the 48-year-old Paciorek and his wife, Christine, have five children: Kim (10/4/69), Shannon (4/28/71), Tommy (1/4/76), Katie (5/9/77) and Andy (5/13/79) ... the family resides in Stone Mountain, Ga.



JOHN ROONEY

Rooney begins his eighth season with the White Sox and his seventh year handling play-by-play duties on radio ... spent the 1988 season in the television booth ... teams with Ed Farmer on the White Sox Radio Network ... began his baseball broadcasting career at the Class AAA level, spending the 1981-82 seasons with the Oklahoma 89ers and the 1983-84 campaigns with the Louisville Redbirds ... sandwiched two stints (1980, 1984-85) as a sports reporter for KMOX-AM in St. Louis around his baseball broadcasting ... was brought to New York in 1985 by CBS Radio ... his major league baseball assignments include league championship series (1987-93), All-Star games (1990-94), Games of the Week (1985-93) and World Series (1987-93) ... has also broadcast four Cotton Bowls, the CBS Radio NCAA Basketball Sunday Game of the Week (1995) and the NCAA Men's Basketball Tournament, including the Final Four (1984-94) ... will handle broadcast of the 1995 NCAA Championship game after also broadcasting the 1993-94 title games ... in addition to his CBS assignments, Rooney is a voice of Big Ten basketball on the Raycom television network ... he broadcasted University of Missouri basketball for 13 seasons ... a native of Richmond, Mo., he and his wife, Gloria, reside in Naperville, Ill.



ED FARMER

Farmer starts his fourth full season as color commentator of White Sox games on the White Sox Radio Network ... substituted for partner John Rooney on Sunday radio broadcasts in 1991 before taking over full-time color duties in 1992 ... was a feature reporter on SportsChannel's pre-game show in 1994 and appeared as one of several hosts on WMAQ's "Sports Huddle" following the 1994 players strike ... served as special assistant to Ron Schueler in 1991 and provides baseball insight to the broadcasts ... also did limited radio work on WMAQ during Sox broadcasts in 1990 ... was a major-league scout with Baltimore from 1988-90 after retiring as a player following 1986 season ... appeared before the U.S. House of Representatives in 1995 to testify about polycystic kidney disease, a disease that forced him to undergo a kidney transplant in 1991 ... in 11-year major-league career, played for Cleveland (1971-73), Detroit (1973), Philadelphia (1974), Baltimore (1977), Milwaukee (1978), Texas (1979), the White Sox (1979-81), Philadelphia again (1982-83) and Oakland (1983) ... compiled a 30-43 lifetime mark with 75 saves ... set Sox record for saves in a season (since broken) with 30 in 1980 and ranks seventh in club history with 54 saves ... his 0.87 ERA in August 1979 remains the lowest mark for a month by any Sox pitcher since 1970 ... made the American League All-Star Team in 1980 and fired a perfect inning in the game ... a native of Evergreen Park, Ill., Farmer graduated from St. Rita High School where he starred in both baseball and basketball ... he was captain of the baseball team, was a city all-star and an all-state player ... attended Chicago State University, majoring in English ... resides in Calabasas, Calif., with his wife Barbara and daughter Shanda (2/26/70).



KEN KORACH

Korach begins his fourth season with the White Sox, substituting for play-by-play man John Rooney on 20 Sunday broadcasts on the White Sox Radio Network ... Korach will team with Ed Farmer ... he will continue to work as the play-by-play voice of the Class AAA Las Vegas Stars of the Pacific Coast League, broadcasting 50 games ... Korach was selected to represent the PCL on world-wide radio broadcast of the 1990 Class AAA All-Star Game and has broadcast Stars games for the past five seasons ... he also handles University of Nevada-Las Vegas television and radio broadcasts of football and basketball games during the off-season, in addition to hosting the coaches' shows for both sports ... his national football broadcast credits include the 1993 Las Vegas Bowl, 1993 Peach Bowl and the 1994 Senior Bowl ... broke into baseball by broadcasting California League games for the Redwood Pioneers in 1984 ... he worked with the Phoenix Firebirds of the PCL from 1986-87 ... attended San Diego State University and the University of California, Santa Barbara, where he graduated with a degree in social sciences in 1975 ... resides with his wife, Denise, and daughter Emilee (1/30/92) in Henderson, Nev.



**CHICAGO
WHITE
SOX**

HECTOR MOLINA

Molina enters his fourth season of broadcasting White Sox games for WIND Radio and will handle play-by-play duties with former Sox shortstop Chico Carrasquel ... began radio career with WBQN in his hometown of Barceloneta, Puerto Rico as a morning disc jockey and sports commentator ... was a color commentator for amateur baseball games ... worked with WOPA Radio and WOJO as a morning DJ for eight years before being named sports director of WIND in 1994 ... has also handled play-by-play duties with the Chicago Bulls since 1992 ... hosts Extension 105, a talk show ... broadcast Chicago Cubs baseball and Chicago Bears football for WOJO in 1987-88 ... served as a radio operator for an infantry unit in Vietnam ... Molina graduated from Interamerican University in Puerto Rico in 1977 with a degree in sociology ... Molina and his wife, Enid, have four children: Janice, Nyleen, Eduardo and Luis ... the family lives in Chicago.



CHICO CARRASQUEL

The former White Sox shortstop begins his sixth season as Sox color commentator and third on Spanish-language WIND-AM, teaming with Hector A. Molina ... spent 10 seasons as a radio and television broadcaster in the Venezuelan Winter League prior to joining the Sox broadcast team in 1990 ... the Caracas native wore a Sox uniform for six of his 10 major-league seasons, compiling a .258 lifetime average and playing in 1,325 games with Chicago (1950-55), Cleveland (1956-58), Kansas City (1958) and Baltimore (1959) ... a four-time All-Star (1951, 1953-55), he started three times (1951, 1953-54) ... was followed in the Sox infield by Hall of Famer and fellow Venezuelan Luis Aparicio ... in 1960, became a coach and later manager for the Caracas Lions while scouting in Venezuela for the Royals and Mets ... still keeps a winter home in Caracas, while he and his wife, Connie, spend their summers in Chicago ... his Venezuelan residence includes a trophy room he opens to the public, in which he addresses youth groups and advises them to "say no to drugs."



WIND
560 AM
LA TREMENDA

White Sox TV Broadcast History

Years	Affiliates	Announcers
1948-54	WGN/9	Jack Brickhouse, Harry Creighton
1955	WGN/9	J. Brickhouse, H. Creighton, Vince Lloyd
1956-64	WGN/9	J. Brickhouse, V. Lloyd
1965-67	WGN/9	J. Brickhouse, Lloyd Pettit
1968	WFLD/32	Jack Drees, Dave Martin
1969	WFLD/32	J. Drees, Mel Parnell
1970	WFLD/32	J. Drees, Billy Pierce
1971-72	WFLD/32	J. Drees, Bud Kelly
1973-74	WSNS/44	Harry Caray, Bob Waller
1975	WSNS/44	H. Caray, J.C. Martin
1976	WSNS/44	H. Caray, Lorn Brown
1977	WSNS/44	H. Caray, L. Brown, Jimmy Piersall, Mary Shane
1978-79	WSNS/44	H. Caray, L. Brown, J. Piersall
1980	WSNS/44	H. Caray, J. Piersall
1981	WGN/9	H. Caray, J. Piersall, Lou Brock
1982	WFLD/32 & SportsVision	Don Drysdale, Ken Harrelson
1983	WFLD/32 & SportsVision	D. Drysdale, K. Harrelson, Early Wynn, L. Brown
1984-85	WFLD/32 & SportsVision	D. Drysdale, K. Harrelson
1986-87	WFLD/32 & SportsVision	D. Drysdale, Frank Messer
1988	WFLD/32 & SportsVision	John Rooney, Tom Paciorek
1989	WFLD/32 & SportsChannel	Gary Thorne, T. Paciorek
1990	WGN/9 & SportsChannel	Jim Durham, K. Harrelson, T. Paciorek
1991-94	WGN/9 & SportsChannel	K. Harrelson, T. Paciorek

White Sox Radio Broadcast History

Years	Affiliates	Announcers
1924-26	WMAQ	Hal Totten
1927-28	WGN	Quin Ryan
1929	WGN	Q. Ryan, Frank Dahm
1930	WGN	Q. Ryan, John Thompson
1931-39	WGN*	Bob Elson
1940-42	WGN*	B. Elson, Jack Brickhouse
1943	WGN*	J. Brickhouse
1944	WIND	B. Elson
1945	WJJD	B. Elson, J. Brickhouse
1946-51	WJJD	B. Elson
1952-56	WCFL	B. Elson
1957-60	WCFL	B. Elson, Don Wells
1961	WCFL	B. Elson, Ralph Kiner
1962-65	WCFL	B. Elson, Milo Hamilton
1966	WCFL	B. Elson, Bob Finnegan
1967-70	WMAQ	B. Elson, Red Rush
1971-72	WTAQ/WEAW	Harry Caray, Ralph Faucher
1973	WMAQ	H. Caray, Gene Osborn
1974-75	WMAQ	H. Caray, Bill Mercer
1976	WMAQ	H. Caray, Lorn Brown
1977	WMAQ	H. Caray, Jimmy Piersall, L. Brown, Mary Shane
1978-79	WMAQ	H. Caray, J. Piersall, L. Brown
1980	WBBM	H. Caray, J. Piersall, Joe McConnell, Rich King
1981	WBBM	H. Caray, J. McConnell, R. King
1982	WMAQ	J. McConnell, Early Wynn
1983	WMAQ	J. McConnell, E. Wynn, L. Brown
1984	WMAQ	J. McConnell, L. Brown
1985-88	WMAQ	L. Brown, Del Crandall
1989-91	WMAQ	Wayne Hagin, John Rooney
1992-94	WMAQ	J. Rooney, Ed Farmer

*From 1934-43 WBBM, WMAQ, WCFL and WJJD aired White Sox games by sharing the WGN feed.

1995 White Sox Radio Affiliates

Station	Frequency	City
WRAJ	96.5 FM	Anna, Ill.
WBYS	98.3 FM	Canton, Ill.
WEIC	1270 AM	Charleston, Ill.
WFRL	1570 AM	Freeport, Ill.
WGEN	1500 AM/104.9 FM	Geneseo, Ill.
WINU	880 AM	Highland, Ill.
WKAN	1320 AM	Kankakee, Ill.
WGOM	860 AM	Marion, Ind.
WRAM/WMOI	1330 AM/97.7 FM	Monmouth, Ill.
WMRS	107.7 FM	Monticello, Ind.
WIVR	98.5 FM	Peoria, Ill.
WZOE	1490 AM	Princeton, Ill.
WTAD	930 AM	Quincy, Ill.
WLQI	97.7 FM	Rensselaer, Ind.
WRHL	102.3 FM	Rochelle, Ill.
WSPB	1450 AM	Sarasota, Fla.
WTAX	1240 AM	Springfield, Ill.
WSDR	1240 AM	Sterling, Ill.
WFRX	97.7 AM	West Frankfort, Ill.
WDND	105.5 FM	Wilmington, Ill.

SPRING TRAINING

Mailing Address

Chicago White Sox
1090 N. Euclid Ave.
Sarasota, FL 34237

Stadium Address

Ed Smith Stadium
12th St. & Tuttle Ave.
Sarasota, FL 34237

General Offices

813-366-8451

Fax

813-366-6615

Ticket Office

813-953-3388

Sleep Inn (Hotel Headquarters)

813-359-8558

Spring Training Chronology

Site	Years	Site	Years
Excelsior Springs, Mo.	1901-02	Winter Haven, Fla.	1924
Mobile, Ala.	1903	Shreveport, La.	1925-28
Marlin Springs, Texas	1904	Dallas, Texas	1929
New Orleans, La.	1905-06	San Antonio, Texas	1930-32
Mexico City, Mexico	1907	Pasadena, Calif.	1933-42
Los Angeles, Calif.	1908	French Lick, Ind.	1943-44
San Francisco, Calif.	1909-10	Terre Haute, Ind.	1945
Mineral Wells, Texas	1911	Pasadena, Calif.	1946-50
Waco, Texas	1912	Pasadena/Palm Springs, Calif.	1951
Paso Robles, Calif.	1913-15	Pasadena/El Centro, Calif.	1952
Mineral Wells, Texas	1916-19	El Centro, Calif.	1953
Waco, Texas	1920	Tampa, Fla.	1954-59
Waxahachie, Texas	1921	<i>Sarasota, Fla.</i>	<i>1960-Present</i>
Seguin, Texas	1922-23		

MEDIA DIRECTORY

Newspapers

Chicago Sun-Times

401 N. Wabash, Chicago, IL 60611, 312-321-2663.

Bill Adee and Rick Jaffe (SE), Dan Bickley (B), Joe Goddard, Toni Ginnett, Dave van Dyck (C), Jay Mariotti (C), Steve Rosenbloom (C), Rick Telander (C).

Chicago Tribune

435 N. Michigan, Chicago, IL 60611, 312-222-3478.

Margaret Holt (SE), Paul Sullivan (B), Joseph Reaves, Bill Jauss, Jerome Holtzman (C), Bernie Lincicome (C), Bob Verdi (C), Terry Armour (C).

Daily Herald

217 W. Campbell, Arlington Heights., IL 60006, 708-870-3624.

Jim Cook (SE), Scot Gregor (B), Mark Ruda, Bob Logan, Bruce Miles, Mike Imrem (C), Ted Cox (C).

Daily Southtown

5959 S. Harlem, Chicago, IL 60638, 312-586-8800.

John Hector (SE), Phil Arvia (B), Paul Ladewski, Kelly Quain, Bill Gleason (C).

Chicago Defender

2400 S. Michigan, Chicago, IL 60616, 312-225-2400.

Larry Gross.

Copley News Service

1430 Branding Lane, Suite 119, Downers Grove, IL 60515, 708-964-8990.

Gene Seymour.

Rockford Register Star

99 E. State, Rockford, IL 61104, 815-987-1380.

Bob Carter (SE), Matt Trowbridge, Bill Wolverton.

Gary Post-Tribune

1065 Broadway, Gary, IN 46402, 219-881-3136.

Don Ward (SE), John Mutka.

The Times

601-45th, Munster, IN 46321, 219-933-3232.

Mitchell Krugel (SE), Paul Smith.

Wire Services

Associated Press

230 N. Michigan, Chicago, IL 60601, 312-781-0500.

Rick Gano, Mike Nadel, Wally Tokarz.

United Press International

360 N. Michigan, Chicago, IL 60601, 312-781-1600.

Marcy Kreiter.

City News Bureau

35 E. Wacker, Chicago, IL 60601, 312-782-8100.

Steve Foltin.

Sports Editor (SE), Beat Writer (B), Columnist (C), Sports Director (SD), Sports Producer (SP), Producer-Director (PD).

Radio Stations

WMAQ (670 AM, Sox flagship)

455 N. Cityfront Plaza, Chicago, IL 60611, 312-245-6100.

John Rooney (play-by-play), Ed Farmer (color), Ken Korach (Sunday play-by-play), Tom Greene, Steve Olken, Chris Cross.

WIND (560 AM, Sox Spanish-language flagship)

625 N. Michigan, Suite 300, Chicago, IL 60611, 312-751-5560.

Hector Molina (play-by-play), Chico Carrasquel (color).

WBBM (780 AM)

630 N. McClurg Court, Chicago, IL 60611, 312-951-3830.

Dave Eanet (SD), Eric Brown, Chris Boden.

WGN (720 AM)

435 N. Michigan, Chicago, IL 60611, 312-222-5094.

Randy Minkoff, Wayne Larrivee.

WMVP (1000 AM)

875 N. Michigan, Chicago, IL 60611, 312-440-9597.

Jim Modelski (SD), Bruce Levine, Brian Davis, Les Grobstein, Cheryl Raye, Steve Lyons, Steve Dahl, Bruce Wolf, Norm Van Lier, Lance McAlister, Jim Kozimor, Dave Kaplan.

WSCR (820 AM)

4949 W. Belmont, Chicago, IL 60641, 312-777-1700.

Ron Gleason (SD), Tom Shaer, Jim Memolo, Dan Jiggetts, Mike North, Terry Boers, Dan McNeil, Mike Murphy, George Ofman, Mike Greenberg, Henry Henderson (SP).

Television Stations

WGN-TV (Channel 9, Sox flagship)

2501 Bradley Place, Chicago, IL 60618, 312-883-3326.

Dan Roan (SD), Rich King, Harry Gold (SP), Nick Mitrovich (SP), Skip Ellison (PD).

SportsChannel Chicago (Sox cable flagship)

820 W. Madison, Oak Park, IL 60302, 708-524-9444.

Jim Blaney, Steve Kashul, Mike Goldberg, Dyrrol Joyner, Julie Judelson, Mike Bogad (SP), Michelle Zuffante-Godwin (SP), Jim Angio (PD).

WBBM-TV (CBS, Channel 2)

630 N. McClurg Court, Chicago, IL 60611, 312-951-3641.

Corey McPherrin (SD), Tim Weigel, Howard Sudberry, Jim Berry, Norm Potash (SP), Bob Vasilopolous (SP).

WMAQ-TV (NBC, Channel 5)

NBC Tower, 454 N. Columbus, Chicago, IL 60611, 312-836-5665.

Jon Kelley, Tom Shaer, Barry Hohlfelder (SP), David Levin (SP).

WLS-TV (ABC, Channel 7)

190 N. State, Chicago, IL 60601, 312-750-7108.

Mark Giangreco (SD), Jim Rose, Brad Palmer, Mark Schanowski, Pete Bordwell (SP), Tom Robison (SP), Larry Snyder (SP).

WFLD-TV (Fox, Channel 32)

205 N. Michigan, Chicago, IL 60601, 312-565-5530.

Derrin Horton, Dan Jiggetts, Bruce Wolf, Greg Miller (SP), Tim Morris (SP).

ChicagoLand Television News

2000 York Road, Suite 114, Oak Brook, IL 60521, 708-368-4300.

Dan Gaughan (SD), Rob Goldman, Bob Irzyk, Peggy Kusinski, Amy Stone.

MEDIA SERVICES

Admission: Enter Comiskey Park at Gate 4 (Administrative Offices). Television crews that park in the back of the ballpark enter through the loading dock. A Major League Baseball Working Pass, BBWAA card, or Chicago White Sox credential is necessary for admittance. Gate 4 and the clubhouses will be opened to the media 3 1/2 hours prior to game time.

Broadcast Booths: Take the elevator to Level 2, proceed to the Press Box, and take the stairs to the broadcast booths. There are seven broadcast booths: Booth 1 (Reserved), Booth 2 (Home TV), Booth 3 (Visiting TV), Booth 4 (Home Radio), Booth 5 (Visiting Radio), Booth 6 (Hispanic Radio), Booth 7 (Reserved).

Clubhouses: Credentials must indicate clubhouse access. Enter at Gate 4 and proceed to the service tunnel. As you reach the service tunnel, the White Sox clubhouse (third base side) is to the left and the visitors' clubhouse (first base side) is to the right. The White Sox clubhouse will be closed to the media 45 minutes prior to the game and between games of a doubleheader. Following the game, the White Sox clubhouse will be opened to the media no later than 10 minutes after the last out. The trainer's room, weight room, and players' lounge will be closed to the media at all times.

Credentials: Proper credentials must be displayed at all times. Credentials will be issued only to legitimate newsgathering agencies that have contacted the Public Relations Department at least 24 hours in advance. Media Will Call is located at Gate 4, Window 10, which opens two hours prior to game time.

Dark Rooms: Enter at Gate 4 and proceed to the service tunnel. As you reach the service tunnel, the dark rooms are to the right beyond the entrance to the Umpires' Clubhouse.

Elevators: Two elevators are located to the right after entrance at Gate 4. Proper credentials will be necessary for access to the elevators. Take either elevator to Level 2 for the Press Box, Level 3 for the Bards Room (dining room), or Level 5 for the Upper Photo Boxes (Sections 524 and 540).

Field: Credentials must indicate field access. The field and dugouts must be cleared following pre-game batting practice and infield drills. Post-game live shots can be done from the warning track areas immediately in front of the first and third base photo boxes. However, postgame interviews will not be allowed in or near the dugouts, without special permission, until 10 minutes after the last out.

Parking: Limited parking for the media is available in Lots D-E or Lot G, as designated on the parking pass.

Photo Areas: Enter at Gate 4 and proceed to the service tunnel. As you reach the service tunnel, the third base photo box is to the left and the first base photo box is to the right. Upper photo boxes are also available near Sections 524 and 540. Still photographers are not allowed in the tunnel behind home plate or in the clubhouses, without special permission.

Press Box: Take the elevator to Level 2. The Press Box contains 120 seats, a work room, telephones for credit card calls and a dining area. No food or drink may be taken from the Press Box.

Television Minicam Crews: WBBM (2), WMAQ (5), WLS (7), WGN (9), WFLD (32), ChicagoLand Television and SportsChannel will be allowed to park two vehicles each at the rear of the ballpark near the Players' Lot (corner of 35th Street and Wentworth Avenue). Crews parking in this area enter the stadium with their equipment via the loading dock. Access to the field is via the first and third base photo boxes off the service tunnel. Access to the photo boxes on the upper concourse is via the freight elevator in the left field corner of the stadium.

Pre-game interviews must be done on the field. No game action can be shown during a live shot. Use of lights in the stadium during the game is prohibited. Proper credentials will be necessary for access to the clubhouses. Following the game, interviews will not be allowed in or near the dugouts, without special permission, until 10 minutes after the last out.

Roving through the stands and concourses is prohibited. Likewise, field level access during the game is limited to the first and third base photo boxes.

Hotel Accommodations

City	Hotel	Telephone	Fax
Ballimore	Stouffer Harborplace	410-547-1200	410-539-5780
Boston	Marriott Copley Place	617-236-5800	617-236-5885
California	Hyatt Regency Alicante	714-750-1234	714-740-0465
Cleveland	Radisson Plaza	216-523-8000	216-523-1698
Detroit	Ritz Carlton Dearborn	313-441-2000	313-441-9146
Kansas City	Ritz Carlton (1st trip)	816-756-1500	816-756-1635
	Westin Crown Center (2nd trip)	816-474-4400	816-391-4438
Milwaukee	Hyatt Regency	414-276-1234	414-276-6338
Minnesota	Minneapolis Hilton & Towers (1st trip)	612-376-1000	612-397-4875
	Marriott City Center (2nd trip)	612-349-4000	612-332-7165
New York	Grand Hyatt	212-883-1234	212-697-3772
Oakland	Airport Hilton	510-635-5000	510-635-0244
Seattle	Holiday Inn Crowne Plaza	206-464-1980	206-340-1617
Texas	Arlington Hilton	817-640-3322	817-649-1860
Toronto	Westin Harbour Castle	416-869-1600	416-869-0573

Acknowledgements

Statistical information in the 1995 Chicago White Sox Media Guide was provided by the MLB-IBM Baseball Information System, Elias Sports Bureau, STATS, Inc. and Howe Sportsdata International.

The Chicago White Sox Public Relations Department would like to acknowledge the research contributions made by Bob Rosenberg and Rich Lindberg.

MLB DIRECTORY

MLB Public Relations	212-339-7860
Rich Levin, Executive Director	339-7870
Jim Small, Manager	339-7862

NL Public Relations

National League	212-339-7700
Ricky Clemons	339-7719
Glenn Wilburn	339-7713

Atlanta Braves	404-522-7630
Jim Schultz	614-1301
Glen Serra	614-1305
Phil Civins	614-1379

Chicago Cubs	312-404-2827
Sharon Pannozzo	404-4021
Chuck Wasserstrom	404-4022

Cincinnati Reds	513-421-4510
Mike Ringering	421-2990
Brad Kullman	421-2990

Colorado Rockies	303-292-0200
Mike Swanson	312-2326
Coley Brannon	312-2327

Florida Marlins	305-779-7070
Chuck Pool	626-7474
Mark Geddis	626-7403
Aldolfo Salgueiro	626-7431

Houston Astros	713-799-9500
Rob Matwick	799-9596
Tyler Barnes	799-9597

Los Angeles Dodgers	213-224-1500
Jay Lucas	224-1301
Derrick Hall	224-1301

Montreal Expos	514-253-3434
Peter Loyello	251-3519
Monique Giroux	251-3521

New York Mets	718-507-6387
Jay Horwitz	565-4330

Philadelphia Phillies	215-463-6000
Larry Shenk	952-8215
Gene Dias	952-8216
Leigh Tobin	952-8245

Pittsburgh Pirates	412-323-5000
Jim Trdinich	323-5031
Sally O'Leary	323-5030

St. Louis Cardinals	314-421-3060
Brian Bartow	425-0623

San Diego Padres	619-283-7294
Roger Riley	584-7238
Dennis Smythe	584-7214

San Francisco Giants	415-468-3700
Bob Rose	330-2445
Jim Moorehead	330-2449

AL Public Relations

American League	212-339-7600
Phyllis Merhige	339-7618
Joe Fitzgerald	339-7615
Baltimore Orioles	410-685-9800
John Maroon	547-6160
Bill Stetka	547-6156
Boston Red Sox	617-267-9440
Dick Bresciani	236-6710
Kevin Shea	236-6613
California Angels	714-937-7200
John Sevano	937-7227
Larry Babcock	937-7215
Kraig Kojian	937-7213
Chicago White Sox	312-451-5300
Doug Abel, Director	944-0941 (home)
Scott Reifert, Assistant Director	643-9529 (home)
Suzanne Reichart, Coordinator, Publications	665-7301 (home)
Bob Beghtol, Coordinator, Publicity	935-6964 (home)
Mary Dosek, Secretary & Credentials Coordinator	
Cleveland Indians	216-420-4200
Bart Swain	420-4386
Sue Gharrity	420-4388
Detroit Tigers	313-962-4000
Dan Ewald	962-4338
Kansas City Royals	816-921-2200
Dean Vogelaar	921-8154
Steve Fink	921-8154
Barry Holmes	921-8154
Milwaukee Brewers	414-933-4114
Jon Greenberg	933-6975
Steve Gilbert	933-6975
Minnesota Twins	612-375-1366
Rob Antony	375-7489
Sean Harlin	375-7470
New York Yankees	718-293-4300
Rob Butcher	579-4456
Marty Naughton	Ext. 515
Oakland Athletics	510-638-4900
Jay Alves	Ext. 223
Christina Centeno	Ext. 215
Seattle Mariners	206-628-3555
Dave Aust	343-4608
Pete Vanderwarker	343-4664
Texas Rangers	817-273-5222
John Blake	273-5208
John Ralph	273-5204
Toronto Blue Jays	416-341-1000
Howard Starkman	341-1300
Mark Leno	341-1302
Jay Stenhouse	341-1248

1995 REGULAR-SEASON SCHEDULE

APRIL/MAY

Sun	Mon	Tue	Wed	Thu	Fri	Sat
23	24 7:05 CUBS WGN	25 1:20 CUBS WGN	26 1:05 MIL SC	27 6:05 MIL WGN	28 6:05 BOS WGN	29 12:05 BOS SC
30 12:05	1	2 6:35 TOR SC	3 6:35 TOR SC	4	5 7:05 KC SC	6 6:05 KC SC
7 1:05	8 7:05 MIN SC	9 7:05 MIN SC	10 7:05 MIN SC	11	12 9:35 SEA WGN	13 9:05 SEA WGN
14 3:35	15	16 7:05 OAK WGN	17 7:05 OAK SC	18 7:05 OAK WGN	19 7:05 CAL WGN	20 6:05 CAL WGN
21 1:05	22	23 7:05 TEX SC	24 1:05 TEX WGN	25	26 6:05 DET WGN	27 12:15 DET SC
28 12:15	29 12:05 CLE SC	30 6:05 CLE WGN	31 6:05 CLE SC			

ALL GAME DATES AND TIMES ARE SUBJECT TO CHANGE.

HOME GAMES

AWAY GAMES

This schedule reflects the following changes: games on 4/27 vs. Mil., 6/29 at Mil., 7/12 vs. Mil., and 8/28 vs. Mil. have been added; games on 8/24 at Tor. and 9/7 at Tex. have been canceled; the exhibition game against the Chicago Cubs was rescheduled from 5/25 to 4/24 and another game against the Cubs was added on 4/25 at Wrigley Field.

WGN-TV / SC—SportsChannel / TBN—The Baseball Network

TBN will broadcast either White Sox or other Major League games on ABC or NBC.

JUNE

Sun	Mon	Tue	Wed	Thu	Fri	Sat
				1 6:05 CLE WGN	2 7:05 DET SC	3 6:05 DET SC
4 1:05	5 7:05 TOR SC	6 7:05 TOR SC	7 7:05 TOR SC	8	9 7:35 TEX WGN	10 7:35 TEX WGN
11 7:05	12 9:05 OAK WGN	13 2:15 OAK WGN	14 9:35 OAK SC	15 9:05 CAL WGN	16 9:05 CAL WGN	17 9:05 CAL WGN
18 3:05	19 7:05 SEA SC	20 7:05 SEA SC	21 7:05 SEA SC	22 1:05 CLE WGN	23 7:05 CLE SC	24 6:05 CLE SC
25 1:05	26 7:05 MIN SC	27 7:05 MIN SC	28 12:15 MIN SC	29 7:05 MIL WGN	30 7:05 KC WGN	

JULY

Sun	Mon	Tue	Wed	Thu	Fri	Sat
						1 7:05 KC WGN
2 1:35	3 6:05 NY SC	4 3:05 NY WGN	5 7:05 NY SC	6 7:05 BAL WGN	7 7:05 BAL SC	8 6:05 BAL SC
9 1:05	10	11 All-Star Game at Texas	12 7:05 MIL SC	13 7:05 MIL SC	14 7:05 MIL WGN	15 7:05 MIL TEN
16 1:05	17 7:05 NY SC	18 6:35 NY WGN	19 7:05 BOS SC	20 7:05 BOS SC	21 7:05 MIL SC	22 6:05 MIL SC
23 1:05	24	25 6:05 BOS WGN	26 6:05 BOS SC	27 12:05 BOS WGN	28 6:35 BAL WGN	29 6:05 BAL WGN
30 12:35	31 7:05 KC WGN					

AUGUST

Sun	Mon	Tue	Wed	Thu	Fri	Sat
		1 7:05 KC SC	2 7:05 KC SC	3 1:05 KC WGN	4 6:05 CLE SC	5 7:05 CLE TEN
6 12:05	7 9:05 SEA WGN	8 9:05 SEA SC	9 9:35 SEA SC	10	11 7:05 OAK TEN	12 7:05 OAK TEN
13 1:05	14 7:05 CAL SC	15 7:05 CAL SC	16 1:05 CAL SC	17 7:05 TEX SC	18 7:05 TEX SC	19 7:05 TEX TEN
20 1:05	21 6:05 DET WGN	22 6:05 DET SC	23 12:15 DET SC	24	25 7:05 TOR TEN	26 12:35 TOR SC
27 12:35	28 7:05 MIL WGN	29 7:05 DET SC	30 7:05 DET SC	31 1:05 DET WGN		

SEPT./OCT.

Sun	Mon	Tue	Wed	Thu	Fri	Sat
					1 7:05 TOR TEN	2 6:05 TOR SC
3 7:05	4 7:05 TEX WGN	5 7:05 TEX WGN	6 7:05 TEX SC	7	8 10:05 OAK SC	9 3:05 OAK SC
10 3:05	11	12 9:05 CAL SC	13 9:35 CAL SC	14	15 7:05 SEA TEN	16 6:05 SEA WGN
17 1:05	18 7:05 CLE SC	19 7:05 CLE SC	20 7:05 CLE SC	21 7:05 MIL SC	22 7:05 MIN TEN	23 7:05 MIN WGN
24 1:05	25 7:05 MIN SC	26 7:05 KC SC	27 7:05 KC SC	28 7:05 KC SC	29 7:05 MIN TEN	30 6:05 MIN WGN
1 1:05						

Put your thirst on ice.



MILLER LITE AND THE WHITE SOX



LIFE IS GOOD

Miller Brewing Company, Milwaukee, WI

MILLER BREWING COMPANY
REMOVES YOU TO PLEASE!

