



CHICAGO WHITE SOX

2002 MEDIA GUIDE





the
**Last
Word**

with Jim Rome

Brutally Honest
Sports Commentary.



Weeknights



More publications available at:

www.retroseasons.com/library/

CHICAGO WHITE SOX



Comiskey Park
333 W. 35th Street
Chicago, IL 60616
312-674-1000
www.whitesox.com

Public Relations FAX 312-674-5116
Marketing FAX 312-674-5102
Baseball FAX 312-674-5105
Stadium Operations FAX 312-674-5519



Index

2001 REVIEW	226-254	Minor League Statistics	319
2002 Roster	204-206	Minor League Training Staff	345
2002 Schedule	400	MINOR LEAGUES	316-383
All-Stars	278	Miscellaneous Statistics (2001)	238
All-Time Roster	264	MLB Directory	398
American League Standings (2001)	227	National League Standings (2001)	228
American League Statistics (2001)	250	No-Hitters	309
Attendance (All-Time)	313	Non-Roster Invitees	185
Award Winners	276	No. 1 Draft Selections	330
Baseball Operations	18	Officers	5
Broadcasting	385	One-Hitters	310
Career Batting Leaders	292	One-Run Games (2001)	234
Career Pitching Leaders	293	Opening Day Lineups	274
Club Directory	2	Opening Day Records	308
Coaches (All-Time)	273	OPPONENTS	207-225
Comiskey Park	390	Player Development	307
Comiskey Park Renovations	392	PLAYERS	37-203
Complete Games (2001)	235	Postseason Records	262
Conference & Learning Center	393	Postseason Summary	261
Day-By-Day (2001)	229	RECORDS	281-315
Doubleheader Shutouts	311	Retired Numbers	271
Ejections (2001)	235	Rookie Records	302
Extra-Inning Games (2001)	235	Scouting	317
FIELD STAFF	19-36	Single-Game Highs (2001)	232
Fielding Statistics (2001)	240	Single-Season Batting Leaders	288
Hall Of Famers	279	Single-Season Pitching Leaders	290
Highest-Scoring Games	312	Shutouts (2001)	235
HISTORY	255-280	Single-Game Strikeouts	311
Home Run Records	296	Spring Training	389
Index To Boxes	399	Statistics By Position	291
Individual Home Run Records	305	Streaks	308
Individual Records	286	Team Of The Century	280
League Batting Leaders	300	Team Home Run Records	304
League Pitching Leaders	300	Team Records	282
Longest Games	312	The Last Time It Happened	315
Low-Hit Games (2001)	235	Top Monthly Performances	303
Major League Attendance (2001)	254	Transactions (2001)	236
Managers (All-Time)	272	Two-Run Games (2001)	234
MEDIA	384-400	White Sox 2001 Draft	330
Media Directory	396	White Sox Public Relations	394
Media Services	395	White Sox Season Highlights (2001)	224
Miscellaneous Home Run Records	306	White Sox Statistics (2001)	239
Milestone Victories	273	White Sox Timeline	256
Minor League Affiliates	318	Year-By-Year Batting Leaders	296
Minor League Coaching Staff	331	Year-By-Year Pitching Leaders	298
Minor League Players	347	Year-By-Year Results	294



George Bradley

DEDICATION

The Chicago White Sox dedicate the 2002 Media Guide to the memory of George Bradley, a special assistant to general manager Ken Williams who passed away unexpectedly on September 14, 2001 in Tampa, Fla. Bradley, 58, was hired by the White Sox in 1991 and held a variety of positions in his 10-years with the organization. Through his scouting and recommendations, he was responsible for acquisitions of several current White Sox players. The longtime baseball executive also worked for Oakland (1968-71), Philadelphia (1972-80), Detroit (1981-85), California/Anaheim (1986-88) and the Yankees (1988-91). In honor of Bradley, the White Sox established the "George Bradley Scout Of The Year Award," presented in 2001 to John Tumminia.

CLUB DIRECTORY

Board Of Directors

Jerry Reinsdorf, Chairman
Eddie Einhorn, Vice Chairman

Fred Brzozowski
Jack Gould
Robert Judelson

Judd Malkin
Robert Mazer
Allan Muchin

Jay Pinsky
Larry Pogofsky
Lee Stern

Sanford Takiff
Burton Ury
Charles Walsh

Officers

Chairman	Jerry Reinsdorf
Vice Chairman	Eddie Einhorn
Executive Vice President	Howard Pizer
Senior Vice President/General Manager	Ken Williams
Senior Vice President, Marketing and Broadcasting	Rob Gallas
Senior Vice President, Baseball	Jack Gould
Senior Vice President/Special Consultant to the Chairman	Ron Schueler
Vice President, Administration and Finance	Tim Buzard
Vice President, Stadium Operations	Terry Savarise
Vice President, Free Agent and Major League Scouting	Larry Monroe
General Counsel	Allan Muchin
Secretary	Gerald Penner

Chicago White Sox Enterprises

Executive Vice President	Eric Nyquist
--------------------------------	--------------

Baseball

Major League Operations

Executive Advisor to the General Manager	Roland Hemond
Assistant General Manager	Rick Hahn
Director of Baseball Operations Systems	Dan Fabian
Special Assistant to the Chairman	Dennis Gilbert
Special Assistant to the Senior VP/General Manager	Dave Yoakum
Major League Advance Scout/Special Instructor	Bryan Little
Manager of Team Travel	Ed Cassin
Major League Computer Scouting Analyst	Mike Gellinger
Executive Assistant to the Senior Vice President/General Manager	Nancy Nesnidal
Assistant Director of Baseball Operations Systems	Andrew Pinter
Technical Director	Joe Inzerillo
Assistant, Baseball Operations	Brian Porter
Assistant, Baseball Operations	J.J. Lally
Video Coordinator	Andrew Glogowski

Scouting

Senior Director of Player Personnel	Duane Shaffer
Director of Scouting	Doug Laumann

Minor League Operations

Director of Player Development	Bob Fontaine, Jr.
Director of Minor League Instruction	Jim Snyder
Director of Minor League Administration	Grace Guerrero Zwit
Clubhouse and Equipment Manager	Dan Flood
Coordinator of Minor League Administration	Kathy Potoski

Major League Training Staff

Head Trainer	Herm Schneider
Assistant Trainer	Brian Ball
Director of Conditioning	Steve Odgers

Major League Medical Staff

Senior Team Physician	Dr. James Boscardin
Team Physicians	Dr. Hugo Cuadros, Dr. Bernard Feldman, Dr. Kevin Luke, Dr. Scott Price, Dr. Joseph Wood
Team Ophthalmologist	Dr. David Orth
Team Optometrist	Dr. R. Tracy Williams
Team Podiatrist	Dr. Lowell Scott Weil

Clubhouse Staff

White Sox Clubhouse Manager	Vince Fresso
Visitors' Clubhouse Manager	Gabe Morell
Umpires' Clubhouse Manager/Assistant Home Clubhouse Manager	Joe McNamara Jr.

Marketing

Marketing and Broadcasting

Director of Marketing and Broadcasting	Bob Grim
Manager of Promotions and Marketing Services	Sharon Sreniawski
Manager of Scoreboard Operations and Production	Jeff Szynal
Manager of Broadcasting and Marketing Services	Jo Simmons
Manager of Strategic Marketing	Lauren Pober
Coordinator of Scoreboard Video	Roberto Rios
Scoreboard Computer Video Editor	Kevin Kantorski
Executive Assistant to the Senior VP, Marketing and Broadcasting	Francesca Edgeworth
Television Broadcasters	Ken Harrelson, Darrin Jackson
Radio Broadcasters	John Rooney, Ed Farmer

Community Relations and Advertising

Director of Advertising and Community Relations	Christine Makowski
Director of Marketing Communications	Amy Kress
Manager of Community Relations	Nicole Arceneaux
Manager of Design Services	David Ortega
Coordinator of Community Relations	Danielle Disch
Coordinator of Design Services	Kyle White
Coordinator of Advertising	Dakin Dugaw
Community Relations Administrator	Tracy Rizzo
Community Relations Representatives	Chico Carrasquel, Carlos May, Bill Melton, Minnie Minoso, Donn Pall, Billy Pierce, Bill "Moose" Skowron

Sponsorship/Diamond Suite/Ticket Sales

Director of Sales	Jim Muno
Manager of Corporate Sales	Ryan Gribble
Manager of Ticket Sales	Tom Sheridan
Marketing Account Executives	Ryan Huzjak, Dale Song, Gail Tucker
Senior Ticket Sales Account Executives	Sam Lawson, Tiffany Walker, Jason Wendt
Ticket Sales Account Executives	Brad Dreher, Greg Hodges, Elisabeth Sullivan, Joe Vece, Stephanie Brewer
Coordinator of Corporate Sales	Stephanie Brewer
Coordinator of Ticket Sales Administration	Sheila Devoy
Coordinator of Ticket Sales Administration	Guillermina Pineda
Coordinator of Ticket Sales	Natalie Zorilla
Corporate Sales Administrator	Percy Thornbor

Administration

Administrative Staff

Director of Management Information Services	Don Brown
Director of Human Resources	Moirá Foy
Associate Counsel	Marc Jenkins
Assistant to the Chairman	Anita Fasano
Computer Programmer	Stan Czyzewski
Executive Assistant to the Executive Vice President	Lori Palasti
Executive Assistant to the Vice President, Stadium Operations	Lori Roppolo
Coordinator of Investor Relations and Special Accounts	Finney Noffsinger
Human Resources Administrator	Leslie Gaggiano
Administrative Staff	Felicia Brown

Accounting

Director of Finance	Bill Waters
Accounting Manager	Julie O'Shea
Payroll Manager	John Storz
Senior Staff Accountant	Chris Taylor
Accounting Assistant	Kathy Bingham
Staff Accountant	Kristy Conners
Payroll Coordinator	Tina Stack
Coordinator of Accounts Receivable	Kathy Mash
Coordinator of Accounts Payable	Terry Considine
Payroll Assistant	Nancy Trump
Executive Assistant	Marianne Demke

Public Relations

Director of Public Relations	Scott Reifert
Assistant Director of Media Relations	Bob Beghtol
Manager of Corporate Communications	Katie Kirby
Coordinator of Media Relations	Eric Phillips
Coordinator of Public Relations	Vivian Stalling
Photographic/Imaging Services	Ron Vesely

Support Services

Director of Purchasing, Construction and Maintenance	Don Esposito
Manager of Purchasing	Mike Spidale
Purchasing Coordinator	Max Hanus
Coordinator of Central Support Services	Shau Booker
Purchasing Administrator	Tracy Mobley
Central Support Services Staff	Eddie Harris, Jerae McGee

Ticket Office

Director of Ticket Operations	Bob Devoy
Manager of Ticket Operations	Mike Mazza
Manager of Ticket Accounting Administration	Ken Wisz
Coordinator of Ticket Office Operations	Tom Eichstaedt
Administrative Staff	Laura Villasenor, Mary Weiss

Park Operations

Director of Park Operations	David Schaffer
Director of Guest Services and Diamond Suite Operations	Julie Taylor
Groundskeeper	Roger Bossard
Manager of Park Operations	Greg Hopwood
Administration Coordinator	Jenny Dobrowolski
Coordinator of Guest Services and Diamond Suite Operations	Anne Wheat
Switchboard Operator	Christine Fetting
Receptionist	Mary Santos
Park Operations Staff	Larry Harding, Wayne Kramer, James Mitchell, Joseph Moran, Curtis Nekovar, Michael Quan, Vince Rizzi, John Sarna, Dave Wanda
Bards Room Chef	Roy Rivas
Bards Room Staff	Cathy Bunger, Bonnie Busching, Nick Diaz, Jose A. Gomez, Karen Looney, Eduardo Molina, Olivia Ortiz, Gene Smith
Construction and Maintenance Staff	Glenn Blackwell, John Calabrese, Steve Knight, Mike Ruff, Bob Sievert, Dow Smith, Mike Tatro
Organist	Nancy Faust
Public Address Announcer	Gene Honda

At Your Service

Director	Troy Brown
Human Resources Manager	Michelle Sewell
Operations Manager	Magdalena Torres-Acevedo
Accounting/Payroll Manager	Kim Foley
Payroll Coordinator	Janet Hernandez
Event Manager	Brad Mohr
Recruiter	Tony Toliver
Administrative Assistant	Susan Strong

OFFICERS

JERRY REINSDORF *Chairman*



Jerry Reinsdorf begins his 22nd season as chairman of the Chicago White Sox, the second-longest ownership tenure in franchise history behind Charles Comiskey (1901-31) and the fourth-longest among current Major League Baseball owners. During Reinsdorf's 21 seasons as chairman of the White Sox, the club has captured American League division championships three times, including an AL Central title in 2000. The Sox also won division titles in 1983 and 1993 and were in first place in 1994 at the conclusion of the strike-shortened season.

Since heading the limited partnership that purchased the White Sox in January 1981, Reinsdorf has remained active in the affairs of baseball. He currently is serving a fourth four-year term on Major League Baseball's prestigious Executive Council. Reinsdorf also served a four-year term as chairman of baseball's Ownership Committee and was a member of the board of directors of the Player Relations Committee, Inc. for seven years. He is co-chairman of the Equal Opportunity Committee and remains a member of the Legislative, Labor Policy and Realignment committees. He was a member of the American League Presidential Search Committee, which named Gene Budig in June 1994, the Expansion Committee, which designated the last two expansion teams, and the Strategic Planning Committee. Reinsdorf is a member of the board of MLB Advanced Media, L.P., the interactive media company of Major League Baseball, responsible for creating and maintaining the Web sites of each club and MLB.com.

During his career in professional sports, Reinsdorf, who also is chairman of the Chicago Bulls, has been responsible for the construction of two new sports facilities in Chicago, Comiskey Park (1991) and the United Center (1994).

Reinsdorf expanded his involvement in professional sports in March 1985 by purchasing controlling interest in the Chicago Bulls. During his tenure as chairman of the Bulls, the team has captured six World Championships for Chicago (1991-93, '96-98). In addition to initiating the building of new Comiskey Park, Reinsdorf spearheaded construction of two major facilities for the Bulls. The United Center, home for the Bulls and Chicago Blackhawks, opened for the 1994-95 season, and the Bulls began using the Sheri L. Berto Center, their state-of-the-art training facility, in 1992.

Both of Reinsdorf's sports franchises are active contributors to the Chicago community through a variety of efforts, including Chicago White Sox Charities and CharitaBulls. He has played a critical role in the development of the west side area surrounding the United Center and is responsible for introducing an innovative reading program to the Chicago Public Schools system. This program, supported by Chicago White Sox Charities, has improved reading levels for many inner city school children by as many as two grades. Through the new Chicago Bulls/Chicago White Sox Training Academy, which opened in 2001, and outreach efforts such as White Sox Training Centers and Chicago Bulls Basketball Schools, Reinsdorf's franchises promote sports to youth while instilling a love of the game in future fans.

Reinsdorf was the 1997 recipient of the Order of Lincoln Award, and his many contributions to the community have been recognized by such organizations as the Interfaith Organizing Project, the American Academy of Achievement, the Cystic Fibrosis Foundation, the Trial Lawyers Club of Chicago, the Chicago Jewish Sporting Hall of Fame, the National Jewish Sporting Hall of Fame and the Chicago Sports Hall of Fame. In addition, he is the recipient of the Chicago Park District's 1990 Chicagoan of the Year Award, the 1992 PUSH Bridgebuilder Award, the National Italian-American Friendship Award, Northwestern University's Award of Merit and the U.S. Air Force American Spirit Award. Reinsdorf was awarded the Ellis Island Medal of Honor in 1993 and the 1997 Mayor's Medal of Honor.

In 1998, he was honored with the Guardian of Children Award from the Jewish Council for Youth Services. As chairman of the Chicago White Sox, he was instrumental in initiating Chicago White Sox Charities, the arm of the baseball organization that raises funds for cancer research, children's and senior programs. Chicago Baseball Cancer Charities has twice conferred its Hallmark Award to Reinsdorf in recognition of his efforts.

In addition to his sports interests, Reinsdorf is an attorney, a certified public accountant, a specialist in real estate securities, a registered mortgage underwriter and a certified review appraiser. In December 1987, Reinsdorf completed employment as chairman of the board of a real estate investment firm he co-founded in the early 1970s and sold to American Express. Currently, he is a partner in Bojer Financial, Ltd., a land investment company. He is a former member of the board of directors of Shearson Lehman Brothers, Inc. and the Northwestern University Law School Alumni Association and is presently a trustee of Northwestern University. He is a director of LaSalle National Bank, is on the board of Equity Office Properties and has served on the boards of numerous other corporations and charities.

Born in Brooklyn, N.Y. on February 25, 1936, Reinsdorf graduated from George Washington University in Washington D.C. and earned a law degree from Northwestern University after moving to Chicago in 1957. Reinsdorf and his wife, Martyl, have four children and seven grandchildren.

EDDIE EINHORN
Vice Chairman



Eddie Einhorn begins his 12th year as vice chairman of the White Sox, continuing his involvement with chairman Jerry Reinsdorf while also devoting time to his sports and television interests. Prior to becoming vice chairman, Einhorn was the club's president and chief operating officer for 10 years.

Einhorn has been a member of Major League Baseball's Schedule Format Committee, the Professional Baseball Association Committee, Player Development Committee and was a member of the Television Committee from 1992-95. He was one of the key architects of The Baseball Network, Major League Baseball's joint broadcasting venture. Einhorn's Cooperstown Baseball World, a sports camp complex for kids in Oneonta, N.Y., begins its third summer in 2002.

Recognized as the architect of baseball's first billion dollar-plus television contract, Einhorn was instrumental in negotiating Major League Baseball's 1990 deal with CBS-TV and ESPN.

In 1989, Einhorn was appointed television consultant to the United States Olympic Committee and was responsible for a 200-hour Olympic television package that debuted in 1990. He is currently television consultant for the United States Figure Skating Association and the International Skating Union, the governing bodies for figure skating throughout the world. In that capacity, he helped engineer the first amateur/professional sanctioned skating competitions. Einhorn also serves on the board of directors of the Chicago Bulls.

Prior to joining law school classmate Jerry Reinsdorf in 1981 to head the limited partnership that purchased the White Sox, Einhorn was the executive producer of the "CBS Sports Spectacular." At CBS, he was responsible for over 200 hours of programming per year and won an Emmy Award for "The Gossamer Albatross, Flight of Imagination" in 1980. Einhorn was the founder and chairman of TVS Television Network, the leading syndicator of sports programming in the 1970s, which helped give rise to the popularity of college basketball on television.

Einhorn was born on January 3, 1936 in Paterson, N.J. and holds a bachelor's degree from the University of Pennsylvania. He is a graduate of the Northwestern University School of Law. Einhorn and his wife, Ann, have two children: Jennifer, who is senior coordinator of special events for Major League Baseball, and Jeff, who lives in Los Angeles and works in the entertainment industry.

HOWARD PIZER

Executive Vice President

Howard Pizer has primary responsibility for White Sox business and administrative operations, as well as the club's legal matters. The longtime business associate of Jerry Reinsdorf joined the White Sox in 1981 to handle the club's transition from former owner Bill Veeck to the Reinsdorf-Einhorn group.

Prior to its opening on April 18, 1991, Pizer's primary focus was on the necessary steps to create the new Comiskey Park. He utilized this experience in connection with the development and operation of the United Center, the state-of-the-art facility which opened for the 1994-95 Chicago Bulls and Chicago Blackhawks seasons.

In addition to setting organization-wide administrative policies and procedures, Pizer established uniformity in corporate-wide computerization and was instrumental in initiating an employee relations program. He also is responsible for the overall relationship between Illinois Sportservice, the White Sox concessionaire, and Levy Restaurants in conjunction with the operation of The Stadium Club and Diamond Suites. Beginning in 1999, Pizer has spearheaded the club's ongoing efforts to maximize the ballpark experience for fans attending a White Sox game at Comiskey Park.

Pizer lends his organizational ability to the board of directors of Chicago Baseball Cancer Charities; Special Children's Charities, the fundraising arm of Chicago Special Olympics; and Near West Side Development Corp., which is working to spur affordable housing and economic development on Chicago's near west side. Pizer also serves as vice president and secretary for Chicago White Sox Charities.

Born on October 23, 1941, in Chicago, Ill., Pizer is a graduate of the University of Wisconsin. He is also a magna cum laude graduate of the Northwestern University School of Law. Pizer and his wife, Sheila, have two children: Jacqueline and Rachel; and three grandchildren.



KEN WILLIAMS

Senior Vice President/General Manager

Ken Williams begins his second season as the club's general manager. Williams became the 11th general manager in Chicago White Sox history on October 24, 2000, replacing Ron Schueler, who had been the longest-tenured general manager in the American League. At age 37 (turns 38 on April 6), Williams is the second-youngest general manager in baseball behind 34-year-old Brian Cashman of the Yankees.

In his position, Williams is responsible for all baseball operations decisions, including major-league and minor-league personnel and scouting. He is the first African-American general manager in Chicago sports history and the third in major-league history, following Bill Lucas (Atlanta, 1979) and Bob Watson (Houston, 1994-95/Yankees, 1996-97). Williams and Jerry Manuel form the first African-American general manager/manager tandem in major-league history. Manuel's contract was extended through 2004 (with an option for 2005) during spring training 2001.

Since becoming general manager, Williams has made several key moves impacting the major-league roster. Williams has acquired Royce Clayton, Gary Glover, Antonio Osuna, Todd Ritchie and David Wells via trade, has signed Sandy Alomar Jr., Jose Canseco, Kenny Lofton and Jose Valentin as free agents, and also has signed current Sox Keith Foulke, Tony Graffanino, Bob Howry, Paul Konerko, Carlos Lee and Magglio Ordonez to long-term contracts.

Williams served as the club's vice president of player development for four seasons (1997-2000.) Under his direction, the White Sox were named 2000 Organization of the Year by *Baseball America*,



USA Today and *Howe SportsData*. Seven products of the Sox farm system, including six pitchers, made their major-league debuts in 2000 as the White Sox posted the best record in the American League at 95-67.

In 1999, the Sox farm system again contributed heavily to the major-league club as 13 Sox players made their debuts during the season (11 debuted in 1998). The Sox used 19 rookies during the season, ending the campaign with seven first-year players from the farm system (13 in 1998). Two White Sox affiliates reached postseason in 1999, with Class AAA Charlotte winning the International League title before losing in the Triple-A World Series in five games to Vancouver, and Class A Burlington captured the Midwest League crown. Advanced Rookie Bristol won the Appalachian League title in 1998.

Williams has spent 15 seasons with the White Sox in a variety of capacities, including player, scout and special assistant to the chairman. Williams served as the director of minor league operations/special assistant to the chairman from November 1995 until becoming vice president of player development in 1997. After his playing career ended, he joined the club in November 1992 as a scout, specializing in the inner cities and was named special assistant to White Sox chairman Jerry Reinsdorf in 1994. As special assistant to the chairman, Williams was involved in the overall operation of the entire White Sox organization. He also worked at SportsChannel in 1995 as a studio analyst on White Sox telecasts.

Williams is active in the organization's outreach programs within the community. He has played a crucial part in the White Sox introducing the Direct Instruction program to the Chicago Public Schools system and takes an active role in the club's community relations initiatives.

A former outfielder with the White Sox (1986-88), Detroit (1989-90), Toronto (1990-91) and Montreal (1991), Williams appeared in 451 career major-league games. Williams was a lifetime .218 hitter (252-1,157) with 27 home runs and 119 RBI. His best season came as a rookie in 1987, when he hit .281 with 11 home runs and 50 RBI for the White Sox. Williams originally was selected by the Sox in the third round of the June 1982 free agent draft.

Born on April 6, 1964 in Berkeley, Calif., Williams attended Stanford University, where he played football. Williams and his wife, Jessica, have five children: Temeka, Dedrick, Ken Jr., Kyle and Tyler. The family resides in Plainfield, Ill.

Ken Williams' Trades As White Sox General Manager

Date	Trade
11/7/00	Acquired RHP Gary Glover from Toronto in exchange for LHP Scott Eyre
11/28/00	Acquired INF Amaury Garcia from Florida in exchange for RHP Mark Roberts
12/7/00	Acquired C Miguel Olivo from Oakland in exchange for RHP Chad Bradford
12/10/00	Acquired OF Julio Ramirez from Florida in exchange for OF Jeff Abbott
12/14/00	Acquired SS Royce Clayton from Texas in exchange for RHPs Aaron Myette and Brian Schmack
1/14/01	Acquired LHP David Wells and RHP Matt DeWitt from Toronto in exchange for RHP Kevin Beirne , LHP Mike Sirotko , RHP Mike Williams and OF Brian Simmons
3/18/01	Acquired RHP Antonio Osuna and LHP Carlos Ortega from Los Angeles in exchange for RHP Gary Majewski , RHP Orlando Rodriguez and RHP Andre Simpson
6/29/01	Acquired LHP Alan Embree with cash considerations from San Francisco in exchange for RHP Derek Hasselhoff
7/13/01	Acquired LHP Wade Parrish from Los Angeles in exchange for OF McKay Christensen
7/26/01	Acquired LHP Onan Masaoka , RHP Gary Majewski and OF Jeff Barry from Los Angeles in exchange for RHP James Baldwin and cash considerations
11/27/01	Traded INF Herbert Perry to Texas for a player to be named later (LHP Corey Lee)
12/13/01	Acquired RHP Todd Ritchie and C Lee Evans from Pittsburgh in exchange for RHPs Josh Fogg , Sean Lowe and Kip Wells
1/29/02	Acquired OF/INF Willie Harris from Baltimore in exchange for OF Chris Singleton

ROB GALLAS**Senior Vice President, Marketing and Broadcasting**

Rob Gallas begins his 13th season with the White Sox after joining the club in September 1989. Gallas and the Sox marketing department have consistently focused on promoting fan-oriented programs that create an enhanced baseball experience for Sox fans throughout the ballpark. In 2002, the club's integrated marketing focus continues to be on kids, families and fun at the ballpark.

Gallas directed the club's marketing efforts as the Sox closed old Comiskey Park in 1990, opened new Comiskey Park in 1991 and enjoyed one of the best attendance decades in franchise history as the team drew nearly 20 million fans to Comiskey Park in the 1990s (19,777,566 for an average of 1,977,757 fans per season). Eight of the club's top 10 season attendance marks have come since 1990, including last year when the White Sox drew more than 1.76 million fans, the ninth-highest total in franchise history. The team's eight sellouts in 2000 were the most in club history.

Sox marketing efforts have introduced fan-focused and fun events like Kids Sundays, Family Mondays with half price admission, "Dog Day," "Elvis Night" and FUNdamentals, the in-park baseball skills area just for kids.

Gallas also is responsible for the club's relationship with its broadcast partners, WGN-TV, FOX Sports Net, WCIU-TV and ESPN Radio 1000. Gallas oversees the club's advertising campaigns which over the years have included celebrity spots, Bo Jackson's "Hip Season Ticket Plan," spoofs on names featuring the club's players, a summer action thriller movie trailer and the highly regarded "The Kids Can Play" campaigns. This year's theme features a "Come Ready to Play" tagline that combines the team's on-field approach with the fun options available to Sox fans at the ballpark.

The White Sox logo and uniforms, unveiled at the end of the 1990 season, consistently have kept the Sox near the top of Major League Baseball in merchandise sales. At the same time, a strong effort is being made to help fans interact with the team's players through events like SoxFest, the weekend baseball celebration held at the end of January, Kids Sundays, with autograph sessions for kids, and White Sox Day at the annual Taste of Chicago.

As president of Chicago White Sox Charities, Gallas heads the club's efforts to "give back" to the Chicagoland community through Chicago White Sox Charities and Sox community relations efforts. He also is a board member for Chicago Youth Centers, Chicago Baseball Cancer Charities and the Chicago Museum of Broadcast Communications.

Gallas began his career as a news and sportswriter with newspapers in the Midwest, including a stint from 1976 to 1983 as the White Sox beat writer for the Chicago suburban Daily Herald newspaper chain. He received the Jacob Scher award for investigative reporting in 1975 and in 1980 captured UPI's Illinois Newspapers Best Sportswriting Award. Before joining the White Sox, he held the position of group manager of marketing communications and services for a division of Baxter Healthcare Corporation.

Gallas was born in Chicago, Ill. on January 4, 1951. A 1973 graduate of the University of Evansville (Indiana), Gallas and his wife, Sharon, have two children: Christopher and Jennifer, and one grandchild; Elaine Grace. The Gallas family resides in Palatine, Ill.

Key White Sox Promotional Dates In 2002

Day	Date	Opp.	Time	Promotion	Day	Date	Opp.	Time	Promotion
Sat.	4/20	Det.	1:05 p.m.	Dog Day	Sun.	7/28	K.C.	1:05 p.m.	Kids Day
Sun.	4/21	Det.	1:05 p.m.	Kids Day	Fri.	8/23	T.B.	7:05 p.m.	Elvis Night
Sun.	5/5	Oak	1:05 p.m.	Wilson Glove Day	Sun.	8/25	T.B.	1:05 p.m.	Kids Day
Sun.	5/19	Ana.	7:05 p.m.	Kids Day	Sun.	9/22	Min.	1:05 p.m.	Kids Day
Sun.	5/26	Det.	1:05 p.m.	Fuji Photo Day	* All Monday home dates are half-price # Fireworks follow games on 5/18 vs. Ana, 5/25 vs. Det., 7/4 vs. Det., 7/27 vs. K.C., 8/9 vs. Sea., 8/24 vs. T.B. and 9/7 vs. Cle				
Sun.	6/9	Mon.	1:05 p.m.	Kids/Grandparents Day					
Fri.	7/26	K.C.	7:05 p.m.	Miller Music Night					
Sat.	7/27	K.C.	6:05 p.m.	Pepsi Extreme Night					

JACK GOULD

Senior Vice President, Baseball

Jack Gould joined the White Sox as an investor in 1975 during Bill Veeck's second tenure with the club. He assumed his current role as senior vice president of baseball in 1981 with the Reinsdorf ownership group. Gould is one of three Veeck-era members of the Sox board of directors remaining on the board.

Under Gould's direction, the White Sox began computerizing the gathering of statistical data during the 1981 season, bringing the club into the forefront of the industry by making baseball decisions based on computer-generated data. He also has overseen the research involved in preparing for arbitration cases.

As a bomber pilot for the U.S. Army Air Force during World War II, Gould flew on 35 combat missions in Europe and received several decorations, including the distinguished Flying Cross. Lt. Col. and actor Jimmy Stewart was second in command of Gould's wing. After leaving the military, Gould ran his own mortgage banking firm for 25 years. He is an advocate of youth baseball and served in various administrative capacities for Colt League Baseball in the northern suburbs of Chicago, including coaching duties.

Gould was born in Chicago, Ill. and is a graduate of Chicago's Von Steuben High School and the University of Illinois, where he received a bachelor's degree in accounting. He and his wife, Nancy, have one child: Larry and one grandchild: Lucas.



RON SCHUELER

Senior Vice President/Special Consultant to the Chairman

Former White Sox General Manager Ron Schueler begins his second season in his role as senior vice president/special consultant to chairman Jerry Reinsdorf. After 10 seasons as the White Sox senior vice president of major league operations, Schueler announced his decision to step away from running the club's day-to-day operations on October 24, 2000, to begin his current role. He also advises general manager Ken Williams and evaluates amateur and professional talent as a scout for the club.

Schueler had been the longest-tenured general manager in the American League when he stepped down, leading the White Sox to an 817-734 (.527) mark during his 10 seasons, the fourth-best record in the major leagues over that span (behind only Atlanta, the New York Yankees and Cleveland). The Sox finished first or second in their division in eight of his 10 seasons, capturing division titles in 1993 and 2000. The 2000 White Sox went 95-67 to win the AL Central.

Schueler named Jerry Manuel the club's 36th manager on December 4, 1997. Manuel, who was named American League Manager of the Year in 2000, became the first African-American hired to lead a Chicago pro sports franchise (Larry Doby was an interim manager for the Sox in 1978).

The 53-year-old Schueler brings 22 years of off-the-field baseball experience and an additional 13 years of playing service to the White Sox. In the four years prior to joining the Sox, Schueler served as special assistant to Oakland's Sandy Alderson, where he was responsible for evaluating both professional and amateur baseball talent. With the White Sox, Schueler played two very different roles as general manager. In the early 1990s, his focus was on finding complementary players to sustain the team's success. Later in the decade, he helped develop an organization from the inside out with a deep pool of young talent. The White Sox were named "*Organization of the Year*" by Baseball America in 2000 and featured the "Player of the Year" in pitcher Jon Rauch.



During his tenure, Schueler was responsible for acquiring veterans Jim Abbott (1995), Harold Baines (1996-97, '00), Albert Belle (1997), Ellis Burks (1993), Mike Devereaux (1995), Doug Drabek (1997), Cal Eldred (2000-01), Julio Franco (1994), Charlie Hough (1991-92), Bo Jackson (1991-93), Darrin Jackson (1994, 1999), Cal Eldred (2000), Darren Lewis (1996-97), Dave Martinez (1995-97), Kirk McCaskill (1992-96), Tony Phillips (1996-97), Tim Raines (1991-95), Kevin Tapani (1996) Danny Tartabull (1996) and Jose Valentin (2000-01).

As a pitcher, Schueler compiled a 40-48 record over eight major-league seasons with Atlanta (1972-73), Philadelphia (1974-76), Minnesota (1977) and the White Sox (1978-79). The 6-4 right-hander originally was selected by Atlanta in the third round (secondary phase) of the January 1967 free agent draft.

His playing career ended in June 1979 when he was hired by Sox manager Don Kessinger as the club's pitching coach. Schueler served in that capacity until 1981 before joining Oakland as pitching coach from 1982-84. He held the same duties for the Pittsburgh Pirates in 1986 before joining the A's front office, where he received a World Series ring with Oakland in 1989.

Schueler was born on April 18, 1948, in Hays, Kan. A graduate of Hays High School where he played baseball and basketball, he attended Fort Hays State College prior to being drafted. Schueler, who is married to Linda Schubert, has two daughters: Kacey and Carey, and two step daughters: Jennifer and Christina.

TIM BUZARD

Vice President, Administration & Finance

As vice president of administration and finance for the White Sox, Tim Buzard is directly responsible for the club's accounting, ticket office, human resources, data processing and public relations departments. Buzard oversees the Chicago Bulls/Chicago White Sox Training Academy, located in Lisle, Ill., which celebrated its grand opening in 2001. The state-of-the-art facility offers professional baseball, softball and basketball instruction to kids of all ages, from beginners to professional athletes.

Prior to his promotion to vice president of administration and finance, Buzard served as vice president of finance for 12 years and controller for five years. Upon his arrival in 1981, his top priority was developing a detailed budget and long-term accounting plan. He initiated the automation of the accounting department and assisted in an organization-wide computerization project. Buzard also has initiated new cash management and comprehensive risk management systems, which reduced risk exposures and costs for the franchise.

Buzard spent much of the 1993 season as a member of Major League Baseball's Chief Financial Officers' Committee studying revenue sharing and has played a major role in the implementation of baseball's new revenue-sharing agreement. Buzard has overseen a ticket office customer service campaign, the development of a human resources department with the White Sox and is responsible for the organization's integrated approach to communications. He currently is a member of the Major League Baseball non-uniformed Personnel Pension Plan Committee.

Buzard graduated in 1978 from the University of Illinois with a degree in accounting and became a certified public accountant in 1981. He served as a senior accountant for Ernst & Whinney for three years prior to joining the Sox.

Buzard was born on September 13, 1955 in Evanston, Ill. A 1978 graduate of the University of Illinois, Buzard and his wife, Sandra, have two children: Jacqueline and Kevin. The Buzard family resides in Highland Park, Ill., where he is actively involved in coaching youth baseball.



LARRY MONROE***Vice President, Free Agent and Major League Scouting***

Larry Monroe enters his eighth season as the club's vice president of free agent and major league scouting after serving as Sox vice president of scouting and minor league operations from 1990-94. Monroe was named to his present position on October 10, 1994.

A former right-handed pitcher for the Chicago White Sox, Monroe brings 27 years of experience in the White Sox organization as a player, scout, minor-league instructor and coach. He served as both a special assistant to the general manager and major-league scout before taking over vice president duties.

Monroe enhances the club's scouting efforts during the season and his experience allows him to assist general manager Ken Williams in evaluating potential player moves.

A graduate of Forest View High School in Arlington Heights, Ill., Monroe received all-conference baseball honors three times and all-area baseball honors twice. He was the White Sox No. 1 selection in the June 1974 free agent draft and made his major-league debut with the White Sox on August 23, 1976 in Detroit, where he pitched two scoreless, hitless innings.

Monroe was born on June 20, 1956 in Detroit, Mich. He is married to Jaine and has three children: Taylor, Allison and Grant, and two stepchildren: Alexandra and Rachael.

**TERRY SAVARISE*****Vice President, Stadium Operations***

As vice president of stadium operations, Terry Savarise is directly responsible for all aspects of the operation of the ballpark, including the over 2,000 employees who staff Comiskey Park on game days. He was responsible for the planning and construction of new Comiskey Park, which opened in 1991, and has overseen offseason remodeling efforts for both 2001 and 2002. Savarise handled the layout and design of all aspects of the ballpark, including the state-of-the-art features in the Diamond Suites, The Stadium Club, press box and clubhouses.

Entering his 21st season with the Sox, Savarise also serves as senior vice president of operations for the United Center, home of the Chicago Bulls and Chicago Blackhawks. Savarise handled all design and construction aspects of the state-of-the-art multipurpose arena. He also coordinated the installation and operation of the 1996 Democratic National Convention at the United Center.

Savarise spearheaded the design and construction of Tucson Electric Park, the new White Sox spring training facility and stadium in Tucson, Ariz., which opened in the spring of 1998. He worked closely on the design and construction of Ed Smith Stadium and Sports Complex in Sarasota, Fla., which served as the club's spring training and minor-league headquarters from 1989-97. In addition, he assisted in the development of L.P. Frans Stadium, home of the White Sox former Class A affiliate in Hickory, North Carolina.

Prior to joining the Sox, Savarise served an internship with the Cleveland Cavaliers of the National Basketball Association in their All-Star Game season (1980-81). He is a member of the Arena Managers' Association and the International Association of Auditorium Managers and has served on the board of directors of the Stadium Managers' Association.



RICK HAHN***Assistant General Manager***

Rick Hahn joined the Chicago White Sox on November 28, 2000 as director of major league administration and begins his second season with the club in 2002. He was promoted to assistant general manager in February 2002.

Hahn is responsible for contract negotiations, arbitration, the baseball department's budget and the club's compliance with Major League Rules and baseball's Basic Agreement.

He works closely with White Sox General Manager Ken Williams on player personnel decisions and on the day-to-day operations of the major league club, assists Scouting Director Doug Laumann with contract negotiations for drafted players and coordinates 40-man roster moves with Player Development Director Bob Fontaine.

Prior to joining the White Sox, Hahn spent just over two years as an associate at Steinberg, Moorad & Dunn, a sports agency based in Newport Beach, Calif. that represents over 150 professional athletes from several sports.

Hahn, a native of Winnetka and a graduate of New Trier High School, graduated from Harvard Law School in 1996 and Northwestern's Kellogg Graduate School of Management in 1998. He also attended Michigan as an undergraduate. Hahn and his wife, Jean, reside in Chicago.

**ROLAND HEMOND*****Executive Advisor to the General Manager***

One of the most respected and experienced executives in baseball, Roland Hemond rejoined the Chicago White Sox as executive advisor to General Manager Ken Williams on November 30, 2000.

Hemond, a three-time winner of Major League Baseball's Executive of the Year award, brings over 50 years of professional baseball experience to his position, including 24 seasons as a general manager with the White Sox (1970-85) and Baltimore Orioles (1988-95) and five seasons as a senior executive vice president with the Arizona Diamondbacks (1996-2000).

Hemond advises and assists Williams and represents the White Sox in a number of ways. Not only a valuable asset in the daily operation of the baseball department, he is a nationally recognized ambassador of the game and a highly sought after speaker. Hemond's professionalism, friendliness and willingness to contribute ideas and advice are attributes unmatched in the industry.

During his first stint with the White Sox, Hemond was named executive of the year in 1972 and 1983. The 1972 Sox, featuring Hemond acquisition Dick Allen and manager Chuck Tanner, went 87-67 for the franchise's first winning record in five seasons. The 1983 club went 99-83 and won the American League West Division title by 20.0 games, then a record for largest winning margin.

While with Baltimore in 1989, Hemond was tabbed executive of the year for the third time after the Orioles improved 32.5 games from the previous season. The 1992 Orioles made a 22.0-game improvement in the standings. Hemond left Baltimore following the 1995 campaign to work with the expansion Diamondbacks.

During his stints with the White Sox and Orioles, Hemond negotiated 135 trades involving 428 players.



Hemond was honored by Minor League Baseball for his longtime dedication and service to the game as the 2001 "King of Baseball." Hemond's baseball career began in 1951 as a front office member of the Eastern League's Hartford Chiefs. He also worked with the Boston/Milwaukee Braves from 1952-60 before being hired as scouting and farm director of the Los Angeles Angels in 1961.

Hemond remained in that capacity until joining the Sox in 1970. At the same time, the White Sox hired Tanner, who had served as manager of the Angels Class AAA team in Hawaii while Hemond was with California. The Hemond/Tanner tandem proved potent, as the Sox finished third and second in their first two seasons with the Sox. While with the Sox, Hemond worked for three different ownership groups, John Allyn, Bill Veeck and Jerry Reinsdorf. Hemond left the Sox in 1985 and spent two years working for the Commissioner's office in New York before joining the Orioles.

Hemond is presently first vice president of the Association of Professional Ballplayers of America (APBCA), a non-profit organization that helps former and current players and baseball personnel in need.

Hemond is a native of Central Falls, R.I. He and his wife, Margo, have five children: Susan, Tere, Robert, Jay and Ryan, and three grandchildren: Taylor, Natalie and Zane. Margo's father is John Quinn, a former major-league general manager for 28 years. Her brother Bob served stints as general manager of the Yankees, Cincinnati Reds and San Francisco Giants, and her brother Jack was president of the NHL's St. Louis Blues after serving as general manager for the Pacific Coast League's Hawaii Islanders and Vancouver Mounties. Hemond's son, Bob, is part owner of the Class AAA Sacramento River Cats of the Pacific Coast League. The Hemonds reside in Phoenix and Chicago.

DUANE SHAFFER

Senior Director of Player Personnel

Duane Shaffer begins his 31st season with the Chicago White Sox after serving the organization as a player, coach, roving instructor, manager, scout, supervisor and scouting director since 1969.

His current responsibilities include assisting General Manager Ken Williams with evaluating the major league club, special assignment scouting, assisting with player development evaluation and overseeing the club's amateur and professional scouting coverage. Shaffer was the White Sox scouting director for 10 seasons (1991-2000) before serving as senior director of scouting in 2001. He was promoted to senior director of player personnel in February 2002.



Shaffer was honored with the Scout of the Year award in 1987, when the Sox selected pitcher Jack McDowell in the first round. During his tenure as scouting director, the club selected current Sox Mark Johnson (1994) and Jeff Liefer (1997) with first-round picks. The Sox also selected Mark Buehrle as a draft and follow in the 38th round of 1998 and took Stanford standout Joe Borchart with the 12th pick of the first round in 2000.

Shaffer's only three seasons away from the White Sox since 1969 were spent on the west coast, first as national crosschecker with the American League Champion Oakland A's in 1988 and then as a special assignment scout for the California/Anaheim Angels in 1989-90.

A right-handed pitcher at Garden (Calif.) Grove High School and Golden West Junior College, Shaffer was an 11th-round pick by the Sox in the June 1969 draft. He is married to Nancy Cox, and the couple has one son: Josh, a shortstop in the White Sox organization. Shaffer resides in Anaheim Hills, Calif. and Romeoville, Ill.

BOB FONTAINE***Director of Player Development***

Bob Fontaine begins his third year with the White Sox and his 30th in baseball. As director of player development, Fontaine succeeded General Manager Ken Williams in overseeing the entire minor-league department and player development staff. In 2001, the six White Sox affiliates made one playoff appearance, combined to go 338-345 and provided 19 players to the major-league club.

During his 30-year career, Fontaine has overseen the signing and development of many major leaguers, including Jim Abbott, Randy Johnson, Tony Gwynn, Jim Edmonds and Darin Erstad, while working for the San Diego Padres, Montreal Expos and Anaheim Angels.

The San Jose, Calif. native began his scouting career with the San Diego Padres in 1973. In 1980, Fontaine assumed the role of scouting director, where he and his scouting staff were responsible for the signings of Gwynn, Ozzie Smith and Ozzie Guillen. After leaving the Padres in 1982, Fontaine served as west coast supervisor for the Montreal Expos, where he was responsible for the signing of Johnson. He joined the Anaheim Angels in 1986 as director of scouting, and was promoted to director of scouting and player personnel in 1994. While with the Angels, Fontaine was named the 1997 American League Executive of the Year by the Chicago Pitch and Hit Club.

Fontaine's late father, Bob Sr., was the San Diego Padres scouting director from 1969-1977 and the team's general manager from 1978-1980. In 1982, Fontaine Sr. joined the San Francisco Giants and served as director of player personnel and scouting until retiring in 1992.

Fontaine and his wife Karen have five children: Jim, Joey, Josanna, Caitlin and Matt. They reside in Chicago.

**DOUG LAUMANN*****Director of Scouting***

Doug Laumann begins his second season as director of scouting with the Chicago White Sox after serving the organization as an area scout, supervisor and national crosschecker for a decade.

Named to his current position in November 2000, Laumann supervised the 2001 First-Year Player Draft for the White Sox, selecting local pitcher Kris Honel of Providence Catholic High School with the team's first-round pick (16th overall).

Laumann joined the Sox in September 1990 and worked as an area scout for two years before serving as supervisor from 1993-96. He was promoted to national crosschecker in 1997 and worked in that capacity until assuming his current position with the club.

Prior to joining the White Sox, Laumann worked as an area scout for the Chicago Cubs from 1981-90. He started in scouting as a bird dog for legendary Phillies scout Tony Lucadello during the summer of 1981.

Laumann was a pitcher at the University of Dayton, graduating in 1980. A native of Cincinnati, Ohio, he was an All-State performer at Purcell High School. Laumann's summer amateur teams included future major league players Rich Dotson, Leon Durham, Bill Doran, Pat Tabler, Skeeter Barnes and current Dodgers manager Jim Tracy.

Laumann is married to Jennifer Mann and the couple has four children: Jordan, Jackson, Jake and Jillian. The family resides in Florence, Ky.



DAN FABIAN

Director of Baseball Operations Systems

Dan Fabian begins his 17th season with the White Sox and his second as director of baseball operations systems. In addition to working closely with General Manager Ken Williams in analyzing potential major-league roster moves (trades, waiver claims, etc.), Fabian oversees the processing of scouting information (including advance, amateur and professional reports), as well the club's video coaching efforts, and also supports the baseball department with statistical research projects.

Fabian worked the 1986-88 seasons as an intern in the White Sox public relations department before serving as the club's broadcast coordinator for two seasons (1989-90). He then spent two seasons as the manager of community relations (1991-92) before moving to the baseball department, where he worked as a scouting and player development administrator from 1993-96.

Fabian was promoted to assistant director of scouting/minor-league operations following the 1996 campaign and served in that capacity until his promotion to his present post in November 2000.

Fabian, a native of Park Ridge, Ill., graduated from Maine South High School in 1984 and from the University of Notre Dame in 1988. He spent four years as a student assistant in the Notre Dame sports information office. Fabian, whose father, Dan, was a longtime employee and eventual general manager of WGN Radio, is single and resides in Chicago.



GRACE GUERRERO ZWIT

Director of Minor League Administration

Entering her 20th year with the Chicago White Sox, Grace Zwit oversees the major league club's day-to-day operations involving the team's six minor-league affiliates.

Hired by Roland Hemond and Dave Dombrowski in 1982 as an assistant in the player development/scouting departments, Zwit was named assistant minor league administrator in 1986 and assistant to the director of scouting in 1990. In 1997, she was named assistant director of scouting/minor league administration under Ken Williams and Duane Shaffer. She was promoted to her current title in 2000.

As the liaison with minor league affiliates, Zwit coordinates all expenditures and payroll for the club's player development staff, professional and amateur scouts and roving instructors, minor-league players and the players, coaches and scouts at the club's Dominican Academy in Moca, Dominican Republic.

Zwit acts as the club's liaison to the National Association and the Commissioner's Office of Major League Baseball on all minor-league transactions, including minor-league contracts, player development contracts, outright assignments, releases, reserve lists and six-year free agents. She also works with the director of player development to organize spring training, monitor minor-league rosters and prepare the minor-league player guide. Zwit oversees the immigration process for minor and major-league players, coordinates English instruction and cultural assimilation courses for the club's Hispanic players and manages Spanish language instruction for the staff.

Born and raised on south side of Chicago, Zwit is a graduate of Maria High School. She and her husband, Jim, have two sons: Vincent and Christian, and two stepchildren: Jennifer and Jeffrey. They live in LaGrange Park, Ill.



DENNIS GILBERT

Special Assistant to Chairman Jerry Reinsdorf

Dennis Gilbert, one of the top agents in baseball before his early retirement in 1998, joined the Chicago White Sox as special assistant to Chairman Jerry Reinsdorf on November 28, 2000.

Gilbert assists the White Sox in contract negotiations, as well as consulting on other baseball-related issues.

Prior to joining the White Sox, Gilbert was involved in building a top-flight baseball stadium at Southwest College in south central Los Angeles that serves as the home field for Major League Baseball's RBI program (Reviving Baseball in the Inner Cities). The ballpark, Dennis Gilbert Field, celebrated its Opening Day on January 20, 2002. He continues his successful insurance practice in Beverly Hills, Calif.

After building his insurance business, Gilbert began his career as an agent in the early 1980s when he represented Hall of Famer George Brett. Gilbert added clients Bret Saberhagen, Danny Tartabull and Jose Canseco and then formed the successful Beverly Hills Sports Council. His client list included Barry Bonds, Bobby Bonilla and Mike Piazza, among others.

Gilbert played minor league baseball for four years and also has scouted in the Los Angeles area. He remains a longtime season-ticket holder for the Los Angeles Dodgers and Anaheim Angels.

Gilbert and his wife, Cinthia Vereen, reside in Hidden Hills, Calif. The couple has three children: Ashlee, Shannon and Hailey.



White Sox Head Groundskeeper Roger Bossard

The man responsible for building and maintaining Comiskey Park's highly regarded playing field is head groundskeeper Roger Bossard, now in his 36th season with the White Sox. Groundskeeping has been a Bossard family tradition, with six members possessing a combined 239 years of experience in the business. Roger's grandfather, Emil, served as head groundskeeper with the Cleveland Indians from 1932-68, while his father, Gene, was in charge with the White Sox from 1940-83. Roger joined the Sox in 1967 as an assistant to his father before taking over following Gene's retirement in 1983. In addition, his cousin Brian is the head groundskeeper with the San Diego Padres, and two of his uncles also are in the business. A rundown of Bossard's resume:

- Is a consultant for 10 Major League Baseball teams and four National Football League teams.
- Designed and built major-league fields in St. Louis, Seattle, Milwaukee, Detroit and Arizona as well as new Comiskey Park.
- Designed and built major-league spring training complexes for Cincinnati, Montreal, the Yankees, St. Louis, Arizona and the White Sox.
- Designed and built in 1984-85 the first natural turf soccer fields in Saudi Arabia for the Royal Family.

- Fourteen of 30 major-league teams use a patented drainage system that he developed specifically for the opening of new Comiskey Park in 1991.
- As part of Comiskey Park's 2000 offseason renovation, he built new bullpens and also re-configured the outfield grass, irrigation and drainage systems.



BASEBALL OPERATIONS



Dave Yoakum
Special Assistant to
the General Manager



Bryan Little
Major League Advance Scout/
Special Instructor



Roger Bossard
Head Groundskeeper



Andrew Pinter
Assistant Director of Baseball
Operations Systems



Mike Gellinger
Major League Computer
Scouting Analyst



Andy Glogowski
Assistant Video Coordinator



J.J. Lally
Assistant, Baseball Operations



Brian Porter
Assistant, Baseball Operations



Kathy Potoski
Coordinator of
Minor League Administration



FIELD STAFF

JERRY MANUEL

7

Given Name: Jerry Manuel

Position: Manager

Bats: Switch

Throws: Right

Height: 5-11

Weight: 180

2002 Opening Day Age: 48

Born: December 23, 1953, Hahira, Ga.

Resides: Orland Park, Ill.

First Pro Contract: Detroit Tigers, selected in the first round (20th overall) of June 1972 free agent draft.

Sox Acquisition: Signed a multiyear contract as manager, December 4, 1997 ... signed a contract extension through 2004 with an option for 2005, February 18, 2001.



■ **2001:** Begins his fifth season as White Sox manager in 2002 ... Sox posted 83 wins in 2001, his fourth season as manager, going 83-79 to finish third in the American League Central Division race (8.0 games back of division-winner Cleveland and 2.0 games back of second-place Minnesota) ... won his 300th career game on 7/26 at Cleveland ... ended year with 333 victories (ninth place in franchise history), six behind Clarence Rowland for eighth on the all-time White Sox list ... needs 93 wins to tie Fielder Jones for fourth all-time ... Sox win on 5/6 at Texas was his 259th, moving him ahead of Gene Lamont into 10th all-time ... also passed Nixey Callahan (309) during the season ... is 333-314 lifetime (.515) in his four seasons as manager of the White Sox515 winning percentage is 11th in franchise history ... Sox have reached at least 80 victories in three of his four seasons, averaging 83 per year ... after falling a season-high 15 games below .500 at 14-29 on 5/23, the White Sox won 22 of their next 29 games to even their record at 36-36 ... Sox fought back to reach .500 with a win on 6/24 vs. Baltimore ... according to the Elias Sports Bureau, the White Sox became the first team since the 1991 Milwaukee Brewers to reach .500 after being 15 games under at any point in the season ... Chicago went 42-35 in the second half, tied with Cleveland for the fourth-best record in the AL ... the White Sox were 16-3 from 5/24-6/14 ... the 2001 club reached a season-high seven games over .500 at 80-73 on 9/27 and moved as close as 6.5 games out of first place on 8/10-11 ... Chicago was in second place eight days in 2001 (latest after win on 10/5) ... with 214 home runs, the 2001 White Sox fell just two home runs short of the club record (216 set in 2000), despite having the franchise's all-time home run leader, Frank Thomas, on the disabled list for most of the season ... Manuel was ejected twice in 2001, giving him five career ejections ... was thrown out of a game on 6/10 vs. the Cubs by umpire Hunter Wendelstedt for arguing against a call reversal on a play that ultimately was ruled a hit by pitch to Sammy Sosa ... also was ejected on 8/19 vs. Oakland by umpire Mike Fichter for arguing balls and strikes ... Sox went 4-2 vs. the crosstown-rival Cubs in 2001 ... owns a 13-11 mark against the Cubs as manager.

MAJOR LEAGUE MANAGERIAL CAREER

■ **Career:** Became the 36th manager in White Sox history when named on 12/4/97 ... when Ken Williams was appointed to succeed Ron Schueler as general manager on 10/24/00, he and Manuel formed the first African-American general manager/manager combination in major-league history ... is one of four minorities to be named Manager of the Year by the Baseball Writers Association of America, joining Frank Robinson (Baltimore, 1989), Dusty Baker (San Francisco, 1993, '97, 2000) and Felipe Alou (Montreal, 1994) ... his 333 wins rank ninth in franchise history ... career mark stands at 333-314 ... his .515 winning percentage is just short of Kid Gleason (.519), who ranks 10th in club history ... has been ejected five times as Sox manager.

■ **2000:** Was named Major League Manager of the Year by *The Associated Press* and American League Manager of the Year by the Baseball Writers Association of America and *The Sporting News* after leading the White Sox to their first division championship since 1993 ... received 134 points on the BBWAA ballot

White Sox Managerial Leaders

Wins	Manager
899	Jimmy Dykes
840	Al Lopez
522	Tony La Russa
426	Fielder Jones
406	Paul Richards
401	Chuck Tanner
392	Kid Gleason
339	Clarence Rowland
333	Jerry Manuel
309	Nixey Callahan

Pct.	Manager
.581	Clark Griffith
.578	Clarence Rowland
.576	Fielder Jones
.565	Marty Marion
.562	Al Lopez
.551	Gene Lamont
.529	Paul Richards
.525	Bob Lemon
.521	Eddie Collins
.519	Kid Gleason
.515	Jerry Manuel



to outdistance Oakland's Art Howe (74) and Seattle's Lou Piniella (28) ... was the only manager named on all 28 BBWAA ballots ... guided the Sox to the best record in the AL at 95-67 ... 20-win improvement from 1999 (75-86) was the most by a Sox team since the 1990 team went 94-68 after the 1989 club was 69-72 (25-win improvement) ... Chicago's 19.5-game upgrade from 1999 was also the best in the AL, ahead of Kansas City (12.5) ... became the seventh manager in franchise history to take a team to postseason play, joining Gene Lamont (1993), Tony La Russa (1983), Al Lopez (1959), Kid Gleason (1919), Clarence Rowand (1917) and Fielder Jones (1906) ... was the youngest manager among the postseason teams and owned the shortest tenure of any playoff manager ... the Sox 95 victories were the most since the 1983 AL West winners captured 99 ... recorded his 250th career win on 9/30 vs. Kansas City ... Sox clinched the division title on 9/24 at Minnesota with a Cleveland loss at Kansas City ... was named one of five "Chicagoan's of the Year" for 2000 by

Chicago Magazine ... was featured in a lengthy *Sports Illustrated* article in August ... finished third in fan balloting for manager on the White Sox All-Century Team (behind Hall of Famer Al Lopez and Tony La Russa) ... was named the second-best manager in the AL in a midseason poll by *Baseball America* ... a 6-5, extra-inning victory over the Cubs on 6/9 evened his career mark at 191-191 ... posted 200th win on 6/19 vs. Cleveland ... Sox went 17-8 in April and 27-11 during a 38-game stretch against contenders from 5/16-6/25 ... the White Sox went 14-1 during a 15-game stretch from 6/4-19 that included a 7-0 trip to Cleveland (6/12-14) and New York (6/15-18) ... from 6/12-25, the Sox played 14 consecutive games against the Indians and Yankees, going 11-3 ... Sox won 12 straight road games from 6/4-7/3, the longest streak in baseball since Detroit tied a major-league record by winning 17 straight on the road to open the 1984 season ... included was a 10-game road winning streak vs. teams who were .500 or better at the time of the game ... according to the Elias Sports Bureau, the Sox were the first team since 1900 to accomplish that feat ... was suspended for eight games following the brawl-marred White Sox/Tigers game at Comiskey Park on 4/22 ... ejection was the second of his managerial career ... began serving suspension on 4/28 at Detroit and met the team bus at the hotel door dressed as a Ritz-Carlton bellman ... Sox went 3-5 under interim manager Joe Nosssek during his absence ... also was ejected by umpire Brian O'Nora, along with hitting coach Von Joshua, on 7/23 at Boston for arguing balls and strikes (third of career).

■ **1999:** Completed second season as Sox manager with a 75-86 record ... guided the Sox to their fourth straight second-place finish ... his Opening Day roster averaged 26.2 years, youngest in the AL and second-youngest in baseball ... 13 players made their major-league debut during the season ... was selected by AL manager Joe Torre to serve as a coach at the All-Star Game in Boston on 7/13 ... became the first Sox manager since Gene Lamont in 1994 to coach at a Midsummer Classic ... recorded his 100th victory as Sox manager on 5/15 at New York.

■ **1998:** Led the Sox to an 80-82 record and second-place finish (9.0 games behind Cleveland) in his first season as a major-league manager ... the Sox went 45-31 (.592) after the All-Star Break, the second-best mark in the AL ... used 18 rookies, ending the season with 13 first-year players on the 27-man roster ... the average age at the end of the season was 26.1, youngest in the AL ... guided the Sox to a 9-2 victory on Opening Day at Texas (3/31) ... the club went 44-37 at Comiskey Park (28-14 in the second half).

MAJOR LEAGUE COACHING CAREER

■ Served as bench coach for manager Jim Leyland and the World Champion Florida Marlins ... had been third base coach for the Montreal Expos for six seasons (1991-96), the last five under manager Felipe Alou ... was named Montreal's third base coach on 6/3/91, replacing Tom Runnels, who was named manager that same day ... his teams posted a .542 (552-466) winning percentage in his tenure as a major-league coach ... during his career, has played or coached under managers Ralph Houk (Detroit, 1974-75), Dick

White Sox Managers Of The Year

Jerry Manuel was named 2000 Major League Manager of the Year by *The Associated Press* as well as American League Manager of the Year by the Baseball Writers Association of America and *The Sporting News*. Manuel became the fourth manager in White Sox history to be honored by the BBWAA, joining Tony LaRussa (1983), Jeff Torborg (1990) and Gene Lamont (1993).

Making Draft History

Jerry Manuel and Mike Ondina, teammates at Cordova High School in Sacramento, Calif., made history in 1972 when they became the first players from the same class to be selected in the first round of baseball's free agent draft. The White Sox selected Ondina, an outfielder, with the 12th overall pick, while Manuel, a shortstop, was chosen 20th overall by Detroit. Michael Cuddyer and John Curtice of Bridge High School in Chesapeake, Va. (1997) are the only other teammates picked in the first round of the draft.

Williams (Montreal, 1980-81 and San Diego (1982), Tom Runnells (Montreal, 1991-92), Felipe Alou (Montreal, 1992-96) and Jim Leyland (Florida, 1997) ... is one of four active minority managers in major league baseball, joining San Francisco's Dusty Baker, Chicago Cubs Don Baylor and Milwaukee's Davey Lopes ... is the second minority manager in White Sox history ... Larry Doby served as interim manager for 87 games in 1978 ... was the first African-American hired as manager or head coach in Chicago sports history ... is the fifth major-league manager to grow up in the Sacramento, Calif. area: Manuel, Stan Hack, John McNamara, Larry Bowa and Baker ... is one of five people in history to play and coach for the Expos (Manuel, Alou, Bob Gebhard, Joe Kerrigan and Ken Macha) ... managed the Mesa Saguaros of the Arizona Fall League following the 1994 season.

MINOR LEAGUE MANAGERIAL/COACHING CAREER

■ Managed in 1991 at Class AAA Indianapolis in the Montreal system before joining the parent club on 6/3 ... named Southern League Manager of the Year in 1992 when he led Class AA

Jacksonville to an 84-60 record ... compiled a career record of 112-82 (.577) in just over one season ... was a minor-league fielding coordinator in the Expos organization in 1988-89 after a stint as a roving infield instructor with Indianapolis in 1987 and as a player/coach in 1986 ... scouted for the White Sox in 1985.

PLAYING CAREER

■ Was a switch-hitting infielder, appearing in parts of five major-league seasons with Detroit (1975-76), Montreal (1980-81) and San Diego (1982) ... batted .150 (19-127) with three home runs and 13 RBI in 96 career games ... made his major-league debut with Detroit on 9/18/75 and appeared in six games that season ... split 1976 between Detroit and Class AAA Evansville, appearing in 54 games with the Tigers ... after three seasons with Evansville was traded to Montreal for catcher Duffy Dyer ... tied Tim Raines for second in the American Association in runs scored (105) at Class AAA Denver in 1980 ... was recalled by Montreal on 9/1/80 ... started the 1981 season with the Expos ... seriously injured his left knee at second base on a slide by Los Angeles catcher Mike Scioscia on 5/1 ... was disabled from 5/2-7/31 and again from 8/15-9/1 ... returned to appear in all five games of the Division Series vs. Philadelphia (replacing an injured Rodney Scott) ... pinch ran in one game of the National League Championship Series vs. Los Angeles ... began his career in 1972 after being selected by Detroit in the first round (20th overall) of the June draft ... led Appalachian League shortstops in putouts (112), assists (176) and fielding percentage (.950) in 1972 ... played for Class A Lakeland and Class AAA Toledo in 1973 ... led AA second basemen in putouts and double plays at Evansville in 1974 ... in 1975 at Evansville, led the league in games played (137), putouts (348), assists (394) and double plays (64).

COMMUNITY INVOLVEMENT

■ Among his charitable activities in 2001, was honored by the Little City Foundation as the Chicagoan of the Year, served as "Principal For A Day" at Abbott Elementary school for the second straight year and participated in the opening ceremonies for the Inner City Little League for the second straight year ... also was honored by the Monarch Awards Foundation as an outstanding Chicago African-American man in 2001 ... his wife, Renette, joined Cubs wives to distribute toys at Abbott Elementary School in preparation for the Wives Toy Drive benefiting Feed The Children at Comiskey Park ... she also participated in the toy drive ... organized the White Sox February 2001 visit to Kids Cafe, a program of the Greater Chicago Food Depository ... he and several Sox players served meals at the after school shelter for youth ... also

Sacramento Connection

Jerry Manuel of the White Sox and San Francisco's Dusty Baker, both products of the Sacramento, Calif. area, were named 2000 American and National League Manager of the Year by the Baseball Writers Association of America. Manuel graduated in 1972 from Cordova (Calif.) High School in Sacramento, where he starred in baseball, basketball and football before being drafted by the Detroit Tigers in the first round (20th overall) of the June 1972 draft. He was ranked as the 18th-best high school football player in Sacramento-area history by the *Sacramento Bee*. Baker graduated in 1967 from Del Campo High School in Carmichael, Calif., starring in baseball, football, basketball and track. He was inducted into the California Sports Hall of Fame in 1990. In addition, Philadelphia manager Larry Bowa grew up in Sacramento.

took part in the Chicago White Sox Training Centers 2000 summer kickoff ... he and his wife, Renette, were co-spokespersons for the annual Chicago White Sox "Helping the Homeless" clothing drive in 1998-99 ... worked throughout the 1999 season with Chicago's Inner City Little League ... also made appearances at the White Sox annual Boys and Girls Christmas party and the Mercy Home dedication ceremony.

MISCELLANEOUS/PERSONAL

■ Married Renette Caldwell ... has four children: Angela, Jerry, Anthony and Natalie ... daughter, Angela, reached the 100 Meters finals at the 2000 U.S. Olympic Trials ... was the AL recipient of the C.I. Taylor Award (Manager of the Year) at the inaugural Negro Leagues Legacy Awards dinner in Kansas City, Mo. in November ... was featured in an ABC primetime special in February 2001, "Raising the Roof: Heroes of Yesterday, Today and Tomorrow" as part of Black History Month ... along with 2000 National League Manager of the Year Dusty Baker, a fellow Sacramento, Calif. native, was honored at a "Hometown Heroes Banquet" in February 2001 ... was inducted into the California Black Sports Hall of Fame on 11/3/00 ... was ranked No. 18 among the Top 100 high school football players Sacramento-area history, according to the Sacramento Bee ... graduated in 1972 from Cordova (Calif.) High School where he starred in baseball, basketball and football ... received over 220 college scholarships offers in various sports by schools such as Notre Dame, Nebraska, UCLA and Oklahoma ... an avid reader, enjoys the writings of Mohandis K. Ghandi and Dr. Martin Luther King Jr.

Managerial Career

YEAR	CLUB	LEAGUE	CLASS	W-L	PCT.	POS.	REMARKS
1990	Jacksonville	Southern	AA	84-60	.583	Second First	Southern League Manager of the Year
1991	Indianapolis	American Assoc.	AAA	28-22	.560	—	Promoted to Montreal on 6/3
1998	WHITE SOX	American League	Major	80-82	.497	Second	45-31 in second half
1999	WHITE SOX	American League	Major	75-86	.466	Second	
2000	WHITE SOX	American League	Major	95-67	.586	First	AL Manager of the Year
2001	WHITE SOX	American League	Major	83-79	.512	Second	
MINOR TOTALS				112-82	.577		
M.L. TOTALS				333-314	.515		

Postseason Play

YEAR	CLUB	LEAGUE	CLASS	W-L	PCT.	RESULTS
1990	Jacksonville	Southern	AA	1-3	.250	Lost to Orlando in semifinals
2000	WHITE SOX	American League	Major	0-3	.000	Lost to Seattle in ALDS
MINOR TOTALS				1-3	.250	
M.L. TOTALS				0-3	.000	

Coaching Career

YEAR	CLUB
1986	Player/Coach, Indianapolis, American Association (Expos)
1987	Roving Infield Instructor, Indianapolis, American Association (Expos)
1988-89	Fielding Coordinator, Minor Leagues, Montreal Expos
1991-95	Third Base Coach, Montreal Expos
1997	Bench Coach, Florida Marlins

All-Time Wins By African-American Managers

Manager	Teams	Record	Pct.
Dusty Baker	San Francisco	745-649	.534
Jerry Manuel	White Sox	333-314	.515
Felipe Alou	Montreal	691-717	.491
Don Baylor	Colorado, Chicago-NL	593-640	.481
Frank Robinson	Cleveland, San Francisco, Baltimore	680-751	.475
Davy Lopes	Milwaukee	141-183	.435
Larry Doby	White Sox	37-50	.425
Maury Wills	Seattle	26-56	.317

Playing Career

YEAR	CLUB	AVG	G	AB	R	H	TB	2B	3B	HR	RBI	SH	SF	HB	BB	SO	SB	CS	E
1972	Bristol	.240	67	233	31	56	92	8	8	4	29	3	0	4	19	61	11	2	15
1973	Lakeland	.252	117	433	66	109	140	17	4	2	28	3	2	0	52	98	20	7	29
	Toledo	.278	27	72	8	20	20	0	0	0	2	1	0	0	3	16	2	0	4
1974	Evansville	.211	127	384	44	81	99	5	5	1	24	14	2	0	35	74	3	6	17
1975	Evansville	.230	137	501	63	115	145	10	4	4	43	9	3	7	44	101	20	5	16
	DETROIT	.056	6	18	0	1	1	0	0	0	0	0	0	0	0	4	0	0	2
1976	Evansville	.182	11	44	6	8	12	1	0	1	3	2	0	3	2	9	0	1	1
	DETROIT	.140	54	43	4	6	7	1	0	0	2	2	0	1	3	9	1	0	8
1977	Evansville	.272	110	375	52	102	138	19	7	1	38	4	0	3	45	55	12	5	17
1978	Evansville	.263	114	430	65	113	162	18	5	7	50	5	4	1	50	83	8	10	20
1979	Evansville	.252	130	460	71	116	175	26	3	9	75	6	7	5	67	67	8	5	22
1980	Denver	.277	128	491	105	136	172	23	2	3	61	9	8	5	81	62	11	3	22
	MONTREAL	.000	7	6	0	0	0	0	0	0	0	0	0	0	0	2	0	0	1
1981	MONTREAL	.200	27	55	10	11	25	5	0	3	10	0	2	0	6	11	0	0	1
1982	Wichita	.255	71	263	31	67	98	22	0	3	37	3	2	1	15	34	2	1	11
	SAN DIEGO	.200	2	5	0	1	3	0	1	0	1	0	0	1	0	0	0	0	0
1983	Iowa	.265	85	279	37	74	103	14	3	3	33	8	3	1	22	46	6	2	8
1984	Denver	.293	109	335	43	98	130	14	3	4	40	8	5	0	37	32	7	6	18
1986	Indianapolis	.390	22	41	4	16	21	2	0	1	9	0	0	0	2	5	0	0	1
MINOR TOTALS		.256	1255	4341	626	1111	1507	179	44	43	472	75	36	30	474	743	110	53	201
N.L. TOTALS		.182	36	66	10	12	28	5	1	3	11	0	2	0	7	13	0	0	2
A.L. TOTALS		.115	60	61	4	7	8	1	0	0	2	2	0	1	3	13	1	0	10
M.L. TOTALS		.150	96	127	14	19	36	6	1	3	13	2	2	1	10	26	1	0	12

*Led League

DIVISION SERIES RECORD

YEAR	CLUB	AVG	G	AB	R	H	TB	2B	3B	HR	RBI	SH	SF	HB	BB	SO	SB	CS	E
1981	Mon. vs. Phi.	.071	5	14	0	1	1	0	0	0	0	0	0	0	2	5	0	0	3

LEAGUE CHAMPIONSHIP SERIES RECORD

YEAR	CLUB	AVG	G	AB	R	H	TB	2B	3B	HR	RBI	SH	SF	HB	BB	SO	SB	CS	E
1981	Mon. vs. L.A.	.000	1	0	0	0	0	0	0	0	0	0	0	0	0	0	0	0	0



Given Name: Arnaldo Juan Contreras Jr.
Position: Pitching Coach
Bats: Switch **Throws:** Right
Height: 6-2 **Weight:** 205
Opening Day Age: 50
Born: September 19, 1951, Tampa, Fla.
Resides: Lutz, Fla.
First Pro Contract: Cincinnati Reds, 1969.
Sox Acquisition: Hired as pitching coach, May 23, 1998.



WHITE SOX COACHING CAREER

■ Enters his fifth season as White Sox pitching coach ... the White Sox have compiled a 4.76 ERA (2,843 ER/5,370.0 IP) in 604 games under his direction ... has helped the Sox lower their ERA from 5.22 in 1998 (14th in the American League) to 4.92 in 1999 (seventh), 4.66 in 2000 (fourth) and 4.55 in 2001 (eighth) ... 23 pitchers have made their major-league debuts during his tenure (three in 2001) ... the White Sox season-ending starting rotation in 2001 was the youngest in baseball, averaging 24.0 years of age ... all five starters were 24 or younger, including 22-year-old left-hander Mark Buehrle, who went 16-8 and ranked fourth in the AL with a 3.29 ERA ... the Sox featured four 10-game winners in 2000: Mike Sirotko (15-10), James Baldwin (14-7), Jim Parque (13-6) and Cal Eldred (10-2) ... pitchers posted a 3.95 ERA in the three-game ALDS loss vs. Seattle ... named White Sox pitching coach on 5/23/98, the 18th anniversary of his major-league debut ... was reunited with Sox manager Jerry Manuel ... had been Manuel's pitching coach for 1990 and part of 1991 in the Montreal organization.

MAJOR LEAGUE COACHING CAREER

■ Has 20 years of experience as a professional pitching coach ... began 1998 with the Seattle Mariners before being dismissed on 4/13 ... in 1997, his first season with the Mariners, helped lower the staff ERA by almost half a run per game ... was pitching coach for the New York Yankees from 7/13/95 through the remainder of that season, helping the Yankees go 48-29 and reach the playoffs.

MINOR LEAGUE COACHING CAREER

■ Spent 1996 as a roving pitching instructor for the Arizona Diamondbacks ... began his coaching career with the White Sox organization at Class AAA Edmonton (1982) ... was at Class AA Glens Falls for two years (1983-84) before moving to Class AAA Buffalo (1985) ... moved to the Braves organization in 1986 (Gulf Coast Braves) and 1987 (Class AAA Richmond) ... joined the Montreal organization in 1988 and spent six seasons with the Expos ... served as pitching coach at Class AA Jacksonville from 1988-90 before moving to Class AAA Indianapolis in 1991 ... was the Expos minor league pitching coordinator in 1992-93 before joining the Yankees organization as Class AAA Columbus pitching coach in 1994 ... was the Yankees roving pitching instructor in 1995 before joining the major-league club in mid-July.

PLAYING CAREER

■ Appeared in eight career major-league games, all with the White Sox in 1980 ... went 0-0 with a 5.79 ERA (9 ER/14.0 IP) ... his contract was purchased from Class AAA Iowa on 5/23 after 11-plus years in

Improved Arms

Since Nardi Contreras was appointed pitching coach on May 23, 1998, the White Sox have posted a 4.76 ERA (2,843 ER/5,370.0 IP) in 604 games. The Sox posted a 4.55 ERA in 2001, down from 4.66 in 2000, 4.92 in 1999 and 4.99 in 1998. Mark Buehrle ranked fourth in the American League in ERA (3.29) and Keith Foulke recorded 42 saves, second-most in franchise history. The White Sox pitching lines under Contreras:

Year	W-L	ERA	G	CG	SHO	SV	IP	H	R	ER	HR	BB	SO	AVG
2001	83-79	4.55	162	8	3	51	1433.1	1465	795	725	181	500	921	.268
2000	95-67	4.66	162	5	7	43	1450.1	1509	839	751	195	614	1037	.270
1999	75-86	4.92	162	6	3	39	1438.1	1608	870	786	210	596	968	.282
1998	62-56	4.99	118	3	3	35	1048.0	1120	656	581	150	385	658	.273
Totals	315-288	4.76	604	22	16	168	5370.0	5702	3160	2843	736	2095	3584	.273

professional baseball ... date was also his son Rocky's eighth birthday ... made his debut that night at Seattle (ND, 4 ER/3.2 IP) ... former Sox general manager Ron Schueler was the club's pitching coach on a staff that included current radio broadcaster Ed Farmer ... spent 13 years in the minor leagues, going 76-77 with a 3.86 ERA and 1,026 strikeouts ... won a career-high 10 games at Class A Visalia in 1973, striking out a career-high 170 in 25 games.

MISCELLANEOUS/PERSONAL

■ Married Renee Hernandez ... has three children: Rocky, Shanel and Natalie ... graduated from baseball powerhouse Tampa Catholic High School in 1969 ... named Most Valuable Athlete as a senior ... graduated from Hillsborough Community College.

Coaching Career

YEAR	CLUB
1982	Pitching Coach, Edmonton, Pacific Coast League (White Sox)
1983-84	Pitching Coach, Glens Falls, Eastern League (White Sox)
1985	Pitching Coach, Buffalo, American Association (White Sox)
1986	Pitching Coach, Braves, Gulf Coast League (Braves)
1987	Pitching Coach, Richmond, International League (Braves)
1988-90	Pitching Coach, Jacksonville, Southern League (Expos)
1991	Pitching Coach, Indianapolis, American Association (Expos)
1992-93	Pitching Instructor, Minor Leagues, Montreal Expos
1994	Pitching Coach, Columbus, International League (Yankees)
1995	Pitching Instructor, Minor Leagues, New York Yankees
1995	Pitching Coach, New York Yankees
1996	Pitching Instructor, Minor Leagues, Arizona Diamondbacks
1997-98	Pitching Coach, Seattle Mariners
1998-	Pitching Coach, Chicago White Sox

Major League Career

YEAR	CLUB	W-L	PCT	ERA	G	GS	CG	SHO	SV	IP	H	R	ER	HR	HB	BB-I	SO	WP	BK
1980	WHITE SOX	0-0	.000	5.79	8	0	0	0	0	14.0	18	10	9	1	2	7-2	8	0	0
MINOR TOTALS		76-77	.497	3.86	333	153	35	9	19	1235.0	1167	649	530	82	75	623-33	1026	68	9
A.L. TOTALS		0-0	.000	5.79	8	0	0	0	0	14.0	18	10	9	1	2	7-2	8	0	0
M.L. TOTALS		0-0	.000	5.79	8	0	0	0	0	14.0	18	10	9	1	2	7-2	8	0	0

WALLACE JOHNSON

18

Given Name: Wallace Darnell Johnson

Position: Third Base Coach

Bats: Switch

Throws: Right

Height: 5-11

Weight: 185

Opening Day Age: 45

Born: December 25, 1956, Gary, Ind.

Resides: Gary, Ind.

First Pro Contract: Montreal Expos, 1979.

Sox Acquisition: Hired as third base coach, December 9, 1997.



MAJOR LEAGUE COACHING CAREER

■ Begins his fifth season as the White Sox third base coach ... was appointed to his position on 12/9/97 ... has brought an aggressive style to Sox baserunners ... was responsible for supervising Sox outfielders from 1998-2000.

MINOR LEAGUE COACHING CAREER

■ Spent the 1995-97 seasons working as a hitting coach in the Atlanta Braves organization ... served as hitting coach/first base coach at Class A Durham of the Carolina League in 1997 ... also served as the hitting coach at Class A Macon (South Atlantic League) in 1996 and at Advanced Rookie Eugene (Northwest League) in 1995 ... began his coaching career in 1994 working for the Montreal Expos affiliate in the Gulf Coast League.

PLAYING CAREER

■ Was a career .255 (145-569) hitter with five home runs and 59 RBI in 428 games over his nine-year career with Montreal (1981-83, '84-90) and San Francisco (1983) ... holds Expos career record for pinch hits with 78 ... his 64 pinch hits from 1986-89 led the major leagues ... led the major leagues with a career-high 22 pinch hits in 1988, seven more than his closest competitor ... tied Lee Mazzilli for the National League lead in the category with 17 in 1987 ... broke up a perfect game by Cincinnati's Ron Robinson with two outs in the ninth inning on 5/2/88 at Riverfront Stadium ... hit a game-winning triple on 10/2/81 at New York as the Expos clinched the second-half division title to reach the postseason for the first time in franchise history ... appeared in two games of the 1981 NL Division Series, going 1-2 with an RBI in the Expos five-game victory ... was a teammate of White Sox manager Jerry Manuel with Montreal in 1981 ... was traded by Montreal to San Francisco for Mike Vail on 5/25/83 ... retired as a player following the 1990 season ... was named the Florida State League Southern Division Most Valuable Player in 1980 after leading the league in average (.334), hits (163) and stolen bases (58) ... originally was selected by Montreal in the sixth round of the June 1979 draft.

MISCELLANEOUS/PERSONAL

■ Single ... graduated in 1979 from Indiana State University with a degree in accounting ... earned academic All-America honors as a senior ... was a teammate of Larry Bird in 1979 in the only college baseball game in which Bird ever played ... was inducted into Indiana State's Hall of Fame in 1985 ... owns Johnson and Associates, an accounting and financial planning business ... as a player, helped several of the young players in the Montreal organization, especially those from Latin countries, with their taxes ... attended Roosevelt High School in Gary, Ind., the same school that later produced All-Star Glenn Robinson of the Milwaukee Bucks and former major-league players Joe Gates and Lloyd McClendon, manager of the Pittsburgh Pirates ... was named one of the Top 100 sports figures in Northwest Indiana history in an end-of-the-century poll by the *Post-Tribune* ... made an appearance in 1999 at the Jackie Robinson Elementary School as part of the "Breaking Barriers Program" ... enjoys reading and traveling.

Coaching Career

YEAR	CLUB
1995	Hitting Coach, Eugene, Northwest League (Braves)
1996	Hitting Coach, Macon, South Atlantic League (Braves)
1997	Hitting Coach/First Base Coach, Durham, Carolina League (Braves)
1998-	Third Base Coach, Chicago White Sox

Major League Playing Career

YEAR	CLUB	AVG	G	AB	R	H	TB	2B	3B	HR	RBI	SH	SF	HB	BB	SO	SB	CS	E
1981	MONTREAL	.222	11	9	1	2	4	0	1	0	3	0	0	0	1	1	1	1	0
1982	MONTREAL	.193	36	57	5	11	15	0	2	0	2	0	0	0	5	5	4	1	2
1983	MONTREAL	.500	3	2	1	1	1	0	0	0	0	0	0	0	1	0	1	0	0
	SAN FRANCISCO	.125	7	8	0	1	1	0	0	0	1	0	0	0	0	0	0	0	0
1984	MONTREAL	.208	17	24	3	5	5	0	0	0	4	0	0	0	5	4	0	0	1
1986	MONTREAL	.283	61	127	13	36	44	3	1	1	10	0	0	0	7	9	6	3	2
1987	MONTREAL	.247	75	85	7	21	29	5	0	1	14	0	2	0	7	6	5	0	2
1988	MONTREAL	.309	86	94	7	29	36	5	1	0	3	1	0	0	12	15	0	2	1
1989	MONTREAL	.272	85	114	9	31	42	3	1	2	17	2	2	0	7	12	1	0	4
1990	MONTREAL	.163	47	49	6	8	12	1	0	1	5	0	0	1	7	6	1	0	0
MINOR TOTALS		.310	775	2870	486	891	1154	121	32	26	318	32	19	5	346	192	202	84	108
N.L. TOTALS		.255	428	569	52	145	189	17	6	5	59	3	4	1	52	58	19	7	12
M.L. TOTALS		.255	428	569	52	145	189	17	6	5	59	3	4	1	52	58	19	7	12

DIVISION SERIES RECORD

YEAR	CLUB	AVG	G	AB	R	H	TB	2B	3B	HR	RBI	SH	SF	HB	BB	SO	SB	CS	E
1981	Mon. vs. Phi.	.500	2	2	0	1	1	0	0	0	1	0	0	0	0	0	0	0	0

ART KUSNYER

53

Given Name: Arthur William Kusnyer
Position: Bullpen Coach
Bats: Right **Throws:** Right
Height: 6-2 **Weight:** 205
Opening Day Age: 56
Born: December 19, 1945, Akron, Ohio
Resides: Sarasota, Fla.
First Pro Contract: Chicago White Sox, 1966.
Sox Acquisition: Hired as bullpen coach, October 31, 1996.



MANAGERIAL/COACHING CAREER

■ Begins his sixth season as White Sox bullpen coach ... also held the position from 1980-87 under managers Tony La Russa (1980-86), Doug Rader (1986) and Jim Fregosi (1986-87) ... was an advance scout for the St. Louis Cardinals in 1996 after serving as La Russa's bullpen coach in Oakland for seven seasons (1989-95) ... in his first season with Oakland, the Athletics won the 1989 World Series, and he was a member of the victorious American League All-Star Game coaching staff ... after beginning his coaching career at Class AAA Iowa in 1979, was promoted to the White Sox the following season ... served as the Sox bullpen coach for eight seasons before managing Rookie Sarasota of the Gulf Coast League in 1988 ... guided the rookie White Sox to a 42-21 record in his only season as a professional manager.

PLAYING CAREER

■ A former catcher, played professionally for 14 seasons, spending parts of six seasons in the major leagues with the White Sox (1970), California (1971-73), Milwaukee (1976) and Kansas City (1978) ... caught Nolan Ryan's second career no-hitter on 7/15/73 at Detroit, going 1-3 with two runs scored in California's 6-0 victory ... made major-league debut with the Sox in 1970 ... collected first career hit on 9/30/70 at California, a single off Dave LaRoche ... batted .261 (924-3,542) with 112 home runs and 515 RBI over 1,038 minor-league games ... recorded career highs of 25 home runs and 76 RBI at Class AAA Spokane in 1975 ... completed playing career in 1979 as a player/coach with Class AAA Iowa.

■ MISCELLANEOUS/PERSONAL

Married Judy ... has one child: Ryan ... attended Kent State (Ohio) University ... nickname is "Cave."

Managerial Career

YEAR	CLUB	LEAGUE	CLASS	W-L	PCT	POS.	REMARKS
1988	Sarasota	Gulf Coast	Rookie	42-21	.667	Third	

Coaching Career

YEAR	CLUB
1979	Player/Coach, Iowa, American Association (White Sox)
1980-87	Bullpen Coach, Chicago White Sox
1989-95	Bullpen Coach, Oakland Athletics
1997-	Bullpen Coach, Chicago White Sox

Major League Playing Career

YEAR	CLUB	AVG	G	AB	R	H	TB	2B	3B	HR	RBI	SH	SF	HB	BB	SO	SB	CS	E
1970	WHITE SOX	.100	4	10	0	1	1	0	0	0	0	0	0	0	0	0	0	0	1
1971	CALIFORNIA	.154	6	13	0	2	2	0	0	0	0	0	0	0	0	0	0	0	1
1972	CALIFORNIA	.207	64	179	13	37	47	2	1	2	13	1	0	1	16	33	0	0	10
1973	CALIFORNIA	.125	41	64	5	8	10	2	0	0	0	0	1	0	2	12	0	1	3
1976	MILWAUKEE	.118	15	34	2	4	5	1	0	0	3	1	0	1	1	5	1	0	3
1978	KANSAS CITY	.231	9	13	1	3	7	1	0	1	2	0	0	0	2	4	0	0	2
MINOR TOTALS		.261	1038	3542	493	924	1442	138	22	112	515	21	44	35	251	607	23	11	139
A.L. TOTALS		.176	139	313	21	55	72	6	1	3	21	2	1	2	21	54	1	1	20
M.L. TOTALS		.176	139	313	21	55	72	6	1	3	21	2	1	2	21	54	1	1	20

JOE NOSSEK

23

Given Name: Joseph Rudolph Nossek
Position: Bench Coach
Bats: Right **Throws:** Right
Height: 6-1 **Weight:** 190
Opening Day Age: 61
Born: November 8, 1940, Cleveland, Ohio
Resides: Amherst, Ohio
First Pro Contract: Minnesota Twins, 1961
Sox Acquisition: Hired October 26, 1989 as "Eye-in-the-Sky."



MANAGERIAL/COACHING CAREER

■ Enters his 12th season as bench coach with the Sox ... served as "Eye-in-the-Sky" during 1990 season and was responsible for aligning the White Sox defense ... has filled in as interim manager on three occasions, including an eight-game stint (3-5) from 4/28-5/6/00 while Jerry Manuel served a suspension handed down by Major League Baseball ... prior to rejoining Sox, was an advance scout for the Houston Astros from 1987-89 ... instructed Sox hitters in 1984 before moving to first-base coaching box in 1985 ... has 32 years of baseball experience as a player, minor-league manager and major-league coach ... reputed to be a master at stealing signs ... during only season as a minor-league manager, led Milwaukee's Class A affiliate at Danville to the 1972 Midwest League Championship ... also had coaching stints with Milwaukee (1973-75), Minnesota (1976), Cleveland (1977-81) and Kansas City (1982-83).

PLAYING CAREER

■ Former All-American at Ohio University ... broke into professional baseball in 1961 and debuted with the Minnesota Twins in 1964 ... his playing career covered six years and included one World Series with the Minnesota Twins in 1965 ... also played with Kansas City (1966-67), Oakland (1969) and St. Louis (1969-70) ... batted a career-high .261 (60-230) with Kansas City in 1966 ... completed his playing career in 1971 after appearing in 295 major-league games ... primarily an outfielder, Nossek also played some third base.

MISCELLANEOUS/PERSONAL

■ Married Jean Demarco ... has four children: Scott, Liane, Todd and Lori ... switched from wearing uniform No. 21 to No. 23 in 1999.

Managerial Career

YEAR	CLUB	LEAGUE	CLASS	W-L	PCT	POS.	REMARKS
1972	Danville	Midwest	A	38-25	.603	First	
				35-27	.565	First	
MINOR TOTALS				73-52	.584		

Postseason Play

YEAR	CLUB	LEAGUE	CLASS	W-L	PCT.	RESULTS
1972	Danville	Midwest	A	2-0	1.000	Defeated Appleton in league championship.

Coaching Career

YEAR	CLUB
1971	Coach, Evansville, American Association (Brewers)
1973-75	Third Base Coach, Milwaukee Brewers
1976	Coach, Minnesota Twins
1977-81	Third Base Coach, Cleveland Indians
1982-83	Third Base Coach, Kansas City Royals
1984	Coach, Chicago White Sox
1985-86	First Base Coach, Chicago White Sox
1991-	Bench Coach, Chicago White Sox

Major League Playing Career

YEAR	CLUB	AVG	G	AB	R	H	TB	2B	3B	HR	RBI	SH	SF	HB	BB	SO	SB	CS	E
1964	MINNESOTA	.000	7	1	1	0	0	0	0	0	0	0	0	0	0	0	0	0	0
1965	MINNESOTA	.218	87	170	19	37	52	9	0	2	16	3	2	1	7	22	2	0	2
1966	MINNESOTA	.000	4	0	0	0	0	0	0	0	0	0	0	0	0	0	0	0	0
	KANSAS CITY	.261	87	230	13	60	79	10	3	1	27	2	1	0	8	21	4	2	2
1967	KANSAS CITY	.205	87	166	12	34	42	6	1	0	10	1	2	0	4	26	2	0	2
1969	OAKLAND	.000	13	6	0	0	0	0	0	0	0	0	0	0	0	2	0	0	0
	ST. LOUIS	.200	9	5	2	1	1	0	0	0	0	0	0	0	0	1	0	0	0
1970	ST. LOUIS	.000	1	1	0	0	0	0	0	0	0	0	0	0	0	0	0	0	0
MINOR TOTALS		.263	894	2942	298	774	973	97	15	24	274	29	18	18	174	309	34	34	65
A.L. TOTALS		.229	285	573	45	131	173	25	4	3	53	6	5	1	19	71	8	2	6
N.L. TOTALS		.166	10	6	2	1	1	0	0	0	0	0	0	0	0	1	0	0	0
M.L. TOTALS		.228	295	579	47	132	174	25	4	3	53	6	5	1	19	72	8	2	6

WORLD SERIES RECORD

YEAR	CLUB	AVG	G	AB	R	H	TB	2B	3B	HR	RBI	SH	SF	HB	BB	SO	SB	CS	E
1965	Min. vs. L.A.	.200	6	20	0	4	4	0	0	0	0	1	0	0	0	1	0	0	0

Given Name: Gary George Pettis
Position: First Base Coach
Bats: Switch **Throws:** Right
Height: 6-1 **Weight:** 175
Opening Day Age: 44
Born: April 3, 1958, Oakland, Calif.
Resides: Laguna Hills, Calif.
First Pro Contract: California Angels, 1979.
Sox Acquisition: Hired as minor-league outfield and baserunning instructor, 1997.



COACHING CAREER

■ Begins his second season as White Sox first base coach ... also works with Sox outfielders and baserunners ... spent four seasons (1997-2000) as the outfield instructor for the club's minor-league system ... worked as the organization's baserunning instructor in 1997 ... served as the roving minor-league baserunning instructor in the California Angels organization in 1995.

PLAYING CAREER

■ Played 11 seasons in the major leagues, batting .236 (855-3,629) with 354 stolen bases with California (1982-87), Detroit (1988-89, 1992), Texas (1990-91) and San Diego (1992) ... won five Rawlings Gold Glove Awards® (1985-86, 1988-90), tying for the sixth-most in history by an American League outfielder ... was the fifth player in major league history to win Rawlings Gold Glove Award® with three or more teams ... posted a .986 career fielding percentage ... tied the major league record for most putouts by an outfielder in a game (12) on 6/4/85 at Baltimore (15 innings) ... stole 40 or more bases five times, and 50 or more twice ... established career highs in average (.258), hits (139), runs (93), home runs (five), RBI (58) and games played (154) in 1986 as California won the AL West title ... hit .346 (9-26) with a home run and four RBI in the 1986 ALCS vs. Boston ... first major-league hit was a game-winning home run off Texas' Danny Darwin on 10/3/82 at Anaheim.

MISCELLANEOUS/PERSONAL

■ Married Peggy ... has four children: Paige, Kyler, Dante and Shaye Ariana ... brother Stacey was an outfielder in the Pittsburgh and California organizations from 1981-87.

Coaching Career

YEAR	CLUB
1995	Roving Baserunning Instructor, Minor Leagues, California Angels
1997	Outfield/Baserunning Instructor, Minor Leagues, Chicago White Sox
1998-2000	Outfield Instructor, Minor Leagues, Chicago White Sox
2001-	First Base Coach, Chicago White Sox

Playing Career

YEAR	CLUB	AVG	G	AB	R	H	TB	2B	3B	HR	RBI	SH	SF	HB	BB	SO	SB	CS	E
1982	CALIFORNIA	.200	10	5	5	1	4	0	0	1	1	0	0	0	0	2	0	0	0
1983	CALIFORNIA	.294	22	85	19	25	42	2	3	3	6	1	0	0	7	15	8	3	1
1984	CALIFORNIA	.227	140	397	63	90	119	11	6	2	29	5	1	3	60	115	48	17	6
1985	CALIFORNIA	.257	125	443	67	114	143	10	8	1	32	9	2	0	62	125	56	9	4
1986	CALIFORNIA	.258	154	539	93	139	185	23	4	5	58	15	5	0	69	132	50	13	7
1987	CALIFORNIA	.208	133	394	49	82	102	13	2	1	17	1	0	1	52	124	24	5	7
1988	DETROIT	.210	129	458	65	96	127	14	4	3	36	6	0	1	47	85	44	10	5
1989	DETROIT	.257	119	444	77	114	137	8	6	1	18	8	0	0	84	106	43	15	4
1990	TEXAS	.239	136	423	66	101	142	16	8	3	31	11	3	4	57	118	38	15	2
1991	TEXAS	.216	137	282	37	61	78	7	5	0	19	6	1	0	54	91	29	13	6
1992	SAN DIEGO	.200	30	30	0	6	7	1	0	0	0	0	0	0	2	11	1	0	1
	DETROIT	.202	48	129	27	26	39	4	3	1	12	3	1	0	27	34	13	4	1
MINOR TOTALS		.223	50	148	33	33	42	6	0	1	13	2	0	0	40	41	17	8	4
A.L. TOTALS		.236	1153	3599	568	849	1118	108	49	21	259	65	13	9	519	947	353	104	42
N.L. TOTALS		.200	30	30	0	6	7	1	0	0	0	0	0	0	2	11	1	0	1
M.L. TOTALS		.236	1183	3629	568	855	1125	109	49	21	259	65	13	9	521	958	354	104	43

LEAGUE CHAMPIONSHIP SERIES RECORD

YEAR	CLUB	AVG	G	AB	R	H	TB	2B	3B	HR	RBI	SH	SF	HB	BB	SO	SB	CS	E
1986	Cal. vs. Bos.	.346	7	26	4	9	13	1	0	1	4	2	0	0	3	5	0	0	1

Given Name: Gary Lamell Ward
Position: Hitting Coach
Bats: Right **Throws:** Right
Height: 6-2 **Weight:** 230
Opening Day Age: 48
Born: December 6, 1953, Los Angeles, Calif.
Resides: Los Angeles, Calif.
First Pro Contract: Minnesota Twins, 1973.
Sox Acquisition: Hired as Class AAA Charlotte hitting coach, January 14, 1999.

**MAJOR LEAGUE COACHING CAREER**

■ Begins his first full season as White Sox hitting coach ... was named to his position on 5/19/01, replacing Von Joshua ... had served as hitting coach at Class AAA Charlotte in the Sox minor-league system from 1999 until his promotion ... in 121 games under his guidance, the White Sox batted .276 (1,123-4,076) with 166 home runs and 624 runs scored (5.2 per game) ... the Sox finished the season with 214 home runs, the second-highest total in franchise history ... club improved its on-base percentage from .316 in the first half to .354 after the All-Star Break ... Paul Konerko (32), Magglio Ordonez (31), Jose Valentin (28), Carlos Lee (24) and Ray Durham (20) each hit 20 home runs, the second time in franchise history that five players have reached that level.

MINOR LEAGUE COACHING CAREER

■ Served as hitting coach at Class AAA Charlotte in the White Sox organization from 1999 until he was promoted to the parent club on 5/19/01 ... under his guidance in 2000, Charlotte amassed 552 walks, second-best in the International League and 784 strikeouts, second-fewest in the league ... the Knights

ranked second in the league in 1999 with a .290 average and won the IL title ... five of his players batted above .300 ... spent three seasons as a hitting coach in the New York Mets farm system, working at Class A St. Lucie in 1998 and Advanced Rookie Kingsport in 1996-97 ... served as a coach at Bethel Christian High School in Riverside, Calif. from 1992-93 and at Centennial High School in 1995.

PLAYING CAREER

■ Played 12 seasons in the major leagues with Minnesota (1979-83), Texas (1984-86), the New York Yankees (1987-89) and Detroit (1989-90) ... batted .276 (1,236-4,479) with 130 home runs and 597 RBI in 1,287 career games ... was named to the American League All-Star Team in 1983 with the Twins and 1985 with the Rangers ... went 0-1 at the 1983 Midsummer Classic at Comiskey Park ... batted a career-high .316 with Texas in 1986, the seventh-best average in the AL ... also hit .289 with 28 home runs and 91 RBI for Minnesota in 1982 ... was named AL Rookie of the Year by *Baseball Digest* in 1981 after hitting .264 ... led the major leagues with 24 outfield assists in 1982, the most in the AL since Stan Spence had 25 for the 1944 Washington Senators ... was named AL Player of the Month for August 1984 after hitting .391 with seven homers and 24 RBI ... also was tabbed AL Player of the Week four times in his career ... drove in a career-high six runs on 8/24/84 at Milwaukee ... also had three career five-RBI efforts and four multihomer games ... hit an inside-the-park home run on 6/20/86 vs. Oakland and stole home that same season (8/22 vs. Chicago) ... hit for the cycle on 9/18/80.

MISCELLANEOUS/PERSONAL

■ Married Jerri ... has three children: Agee, Daryle and Kuhrye; and two grandchildren: Jordan and Jalen ... his son Daryle plays for the Houston Astros.

Coaching Career

YEAR	CLUB
1996-97	Hitting Coach, Kingsport, Appalachian League (Mets)
1998	Hitting Coach, St. Lucie, Florida State League (Mets)
1999-2001	Hitting Coach, Charlotte, International League (White Sox)
2001-	Hitting Coach, Chicago White Sox

Playing Career

YEAR	CLUB	AVG	G	AB	R	H	TB	2B	3B	HR	RBI	SH	SF	HB	BB	SO	SB	CS	E
1979	MINNESOTA	.286	10	14	2	4	4	0	0	0	1	0	0	0	3	3	0	1	0
1980	MINNESOTA	.463	13	41	11	19	32	6	2	1	10	1	1	0	3	6	0	0	0
1981	MINNESOTA	.264	85	295	42	78	106	7	6	3	29	0	3	0	28	48	5	2	5
1982	MINNESOTA	.289	152	570	85	165	296	33	7	28	91	1	7	1	37	105	13	1	4
1983	MINNESOTA	.278	157	623	76	173	264	34	5	19	88	1	5	3	44	98	8	1	9
1984	TEXAS	.284	155	602	97	171	269	21	7	21	79	1	1	0	55	95	7	5	5
1985	TEXAS	.287	154	593	77	170	257	28	7	15	70	0	5	1	39	97	26	7	10
1986	TEXAS	.316	105	380	54	120	154	15	2	5	51	1	2	4	31	72	12	8	1
1987	NEW YORK	.248	146	529	65	131	203	22	1	16	78	2	4	1	33	101	9	1	3
1988	NEW YORK	.225	91	231	26	52	72	8	0	4	24	4	1	2	24	41	0	1	1
1989	NEW YORK	.294	8	17	3	5	6	1	0	0	1	0	0	0	3	5	0	0	0
1989	DETROIT	.251	105	275	24	69	110	10	2	9	29	1	4	0	21	54	1	3	1
1990	DETROIT	.256	106	309	32	79	121	11	2	9	46	2	2	1	30	50	2	0	2
M.L. TOTALS		.276	1287	4479	594	1236	1894	196	41	130	597	14	35	13	351	77	83	30	41

*Led League

ALL-STAR GAME RECORD

YEAR	CLUB, SITE	AVG	G	AB	R	H	TB	2B	3B	HR	RBI	SH	SF	HB	BB	SO	SB	CS	E
1983	A.L., Chicago-AL	.000	1	1	0	0	0	0	0	0	0	0	0	0	0	0	0	0	0
1985	A.L., Minnesota	.000	1	1	0	0	0	0	0	0	0	0	0	0	0	0	0	0	0
TOTALS		.000	2	2	0	0	0	0	0	0	0	0	0	0	0	0	0	0	0

Fireworks

With 214 home runs in 2001, the White Sox fell two home runs short of the club record (216 set in 2000), despite having the franchise's all-time home run leader, Frank Thomas, on the disabled list for most of the season. The Sox also joined the 2000 club as the only teams in franchise history to feature five players with 20 or more home runs (Ray Durham 20, Paul Konerko 32, Carlos Lee 24, Magglio Ordonez 31 and Jose Valentin 28).

Given Name: Man Soo Lee
Position: Bullpen Catcher
Bats: Right **Throws:** Right
Height: 5-9 **Weight:** 190
Opening Day Age: 43
Born: September 19, 1958, Taegu, Korea
Resides: Northbrook, Ill.
Sox Acquisition: Hired as bullpen catcher, February 28, 2000.



MAJOR LEAGUE COACHING CAREER

■ Begins his third season as the White Sox bullpen catcher ... was named to his position on 2/28/00 ... assists the coaching staff with video analysis and batting practice.

MINOR LEAGUE COACHING CAREER

■ Spent the 1999 season as the first base coach for the Charlotte Knights, the White Sox Class AAA affiliate ... was responsible for working with the catchers ... served as hitting coach for the Kinston Indians in 1998, the Class A affiliate of the Cleveland Indians.

PLAYING CAREER

■ Played 16 seasons with the Samsung Lions of the Korean League ... commonly known as the "Babe Ruth of Korea" ... former catcher hit .296 (1,276-4,310) with 252 home runs and 861 RBI ... voted by *The Sports Chosun Fan Voting* as the KL fan favorite in the 20th Century ... owned KL record for the most home runs (252) ... named Most Valuable Player in 1983 ... won Triple Crown in 1984 with a .340 average, 23 home runs and 80 RBI ... appeared in 12 KL All-Star games ... earned five consecutive Gold Glove awards from 1983-87 ... was the KL home run and RBI champion three straight seasons (1983-85).

MISCELLANEOUS/PERSONAL

■ Married Sinhwa ... has two children: Hajong and Unjong ... attended Hanyang University ... enjoys writing, swimming, golf and tennis ... nickname is "Hulk."

Given Name: Herman Jack Schneider
Position: Head Trainer
Opening Day Age: 49
Born: April 4, 1952, Amsterdam, Netherlands
Residence: Naperville, Ill.
Sox Acquisition: Hired as head trainer prior to 1979 season.



PRO CAREER

■ Entering his 24th season as White Sox trainer and 26th in major league baseball ... Schneider and former assistant Mark Anderson were named the 1996 Major League Athletic Training Staff of the Year in a vote by their peers ... ranks fourth in tenure among American League trainers behind Cleveland's Jim Warfield, Minnesota's Dick Martin and New York's Gene Monahan ... operates from one of the best training facilities in major league baseball at Comiskey Park ... Sox used the disabled list 14 times for a total of 1,197 players games missed in 2001 ... the injuries reversed a decade-long trend from 1991-2000 in which the Sox used the disabled list for an average of 359 days per season, second-fewest in baseball behind Minnesota (330 days) ... oversaw several weeklong player rehabilitation sessions during the 2001 offseason at the Chicago Bulls/White Sox Training Academy in Lisle, Ill. ... has supervised the major

rehabilitation programs for Bo Jackson, Ozzie Guillen and Robin Ventura, as well as the daily training staff operations ... participated in Major League Baseball International's 1995 European Clinic Tour of the Netherlands and Great Britain in January 1995 ... selected as one of the AL trainers for the 1991 All-Star Game at Toronto, the 1983 All-Star Game at Comiskey Park and was an assistant trainer for the 1977 All-Star Game at Yankee Stadium ... was trainer for the 1988 major-league All-Star Team on tour in Japan ... prior to joining the White Sox, spent nine seasons in the Yankees organization ... served as assistant trainer for the Yankees during their World Series Championship seasons of 1977 and '78 ... joined the Yankees organization in 1970 and made stops at each level of their system ... also worked the winter league circuit for nine years as head trainer for Ponce in the Puerto Rican Winter League ... he is a member of the Professional Baseball Athletic Trainers Society (PBATS), the National Athletic Trainers' Association, American College of Sports Medicine, National Strength and Conditioning Association and the Illinois Athletic Trainers Association.

MISCELLANEOUS/PERSONAL

■ Married Janet Fasolino ... has two children: Daniel Joseph and Caitlin Christine ... born in Amsterdam, Holland, the Netherlands, Schneider moved to the United States and upstate New York as a child ... attended Monroe Community College in Rochester, N.Y. ... received a bachelor's degree in sports medicine from the State University of New York in 1975 ... as an undergraduate, Schneider worked as assistant trainer and equipment manager for the Rochester Red Wings, Baltimore's Class AAA affiliate in the International League.

Given Name: Brian Ball
Position: Assistant Trainer
Opening Day Age: 30
Born: February 2, 1972, Cleveland, Ohio
Residence: Lockport, Ill.
Sox Acquisition: Hired as assistant trainer, September 11, 2000.



PRO CAREER

■ Begins his second full season with the White Sox as assistant to head trainer Herm Schneider ... spent the final month of the 2000 season traveling with the White Sox, learning from former assistant Mark Anderson ... spent the previous four years in the Texas Rangers organization ... began his pro career with Port Charlotte of the Gulf Coast League in 1997 ... spent the next two seasons at Rookie Pulaski of the Appalachian League ... advanced to Class A Port Charlotte of the Florida State League in 2000 ... is a certified member of the National Athletic Trainers Association (NATA) ... also is a member of the Southeast Athletic Trainers Association (SEATA) and the Professional Baseball Trainers Society (PBATS) ... a 1995 graduate from the University of Kentucky where he was a student athletic trainer ... served as the trainer for a variety of sports at Kentucky ... attended graduate school at the University of Memphis from 1995-96 and served as the graduate assistant athletic trainer for football and baseball.

MISCELLANEOUS/PERSONAL

■ Married Jennifer Van Outer ... has one daughter: Kaitlyn ... enjoys computers, politics and playing golf.

Offseason Rehabilitation Sessions

Several White Sox players took part in voluntary, weeklong rehabilitation sessions once a month during the 2001 offseason at the new Chicago Bulls/Chicago White Sox Training Academy in Lisle, Ill. The sessions, held for approximately 10-12 players who were injured during the 2001 campaign, were organized and supervised by White Sox trainer Herm Schneider. Assisting Schneider were manager Jerry Manuel, pitching coach Nardi Contreras, assistant trainer Brian Ball, strength and conditioning coordinator Steve Odgers, minor-league pitching coordinator Don Cooper and minor-league conditioning coordinator Trung Cao.

Given Name: Steve Odgers
Position: Director of Conditioning
Opening Day Age: 40
Born: November 9, 1961, Inglewood, Calif.
Residence: Laguna Niguel, Calif.
Sox Acquisition: Hired as director of conditioning prior to 1990 season.



PRO CAREER

■ Former world-class decathlete begins his 13th season as White Sox director of conditioning ... directs the team's pregame, postgame and off-season strength and conditioning programs ... along with trainer Herm Schneider, has made a major contribution to club's health over the past 12 seasons ... Sox used the disabled list 14 times for a total of 1,197 players games missed in 2001, reversing a decade-long trend from 1991-2000 in which they were the second least-disabled team in baseball behind Minnesota ... prior to joining Sox, served as assistant to the director of conditioning for the club's minor-league system in 1988-89 ... is a Certified Strength & Conditioning Specialist ... was the sixth-ranked U.S. decathlete in 1989 ... competed internationally and was the Silver Medalist at the 1989 Sports Festival ... finished 11th at the U.S. Olympic Trials in 1988 ... worked from 1986-88 at the Sports Trauma and Athletic Rehabilitation Institute in Fountain Valley, Calif. ... worked with Vermeil's Sports and Fitness implementing the Chicago Bulls fitness program in 1985 and 1986.

MISCELLANEOUS/PERSONAL

■ Married Emily Wade ... has two children: twins Jackson Valler and Isabelle Sinclair ... wife is also a Certified Strength & Conditioning Specialist ... is a 1985 graduate of the University of California at Irvine, where he received a bachelor's degree in social ecology.

Given Name: Vincent J. Fresso
Position: Clubhouse Manager
Opening Day Age: 45
Born: November 1, 1956, Chicago, Ill.
Residence: Chicago, Ill.
Sox Acquisition: Hired as umpires clubhouse manager prior to 1985 season.



PRO CAREER

■ Begins his 18th season in the White Sox organization and fourth as the home clubhouse manager ... handles all Sox equipment, manages the home clubhouse at Comiskey Park and travels with the team to oversee the transit of equipment ... served as the umpires clubhouse manager at Comiskey Park from 1985-97, while also assisting in the home clubhouse ... worked in the Sox clubhouse from 1979-85.

MISCELLANEOUS/PERSONAL

■ Married Diane Fasel ... has two children: Lisa and Sara ... graduate of Hubbard High School in Chicago.

ED CASSIN

Given Name: Edward Francis Cassin
Position: Manager of Team Travel
Opening Day Age: 40
Born: October 24, 1961, Oak Park, Ill.
Resides: Justice, Ill.
Sox Acquisition: Hired as assistant ticket manager in 1989.



PRO CAREER

■ Begins his fourth full season as manager of team travel ... is responsible for spring training scheduling, flight negotiations and scheduling, hotel negotiations and booking, and bus and truck transportation ... traveled during second half of 1998 season, learning from predecessor Glen "Rosey" Rosenbaum ... worked as White Sox ticket manager from 1993-98 ... pitched semi-professional baseball in the Chicago area.

MISCELLANEOUS/PERSONAL

■ Married Julie Chutich ... earned MBA from Loyola University of Chicago ... former disc jockey ... enjoys playing golf, reading and traveling ... is a member of Alpha Kappa Psi professional business fraternity.

GABE MORELL



Visitors Clubhouse Manager

JOE McNAMARA JR.



Umpires Clubhouse Manager/
Assistant Clubhouse Manager

Credits

The 2002 Chicago White Sox Media Guide was produced by the club's Public Relations Department. Information for the media guide was gathered through February 14. For additional information, contact the public relations department at 312-674-5300.

Editor/Desktop Publishing	Bob Beghtol
Cover Design	Kyle White
Assistant Editors	Eric Phillips, Scott Reifert
Project Coordinators	Vivian Stalling, Katie Kirby, Will Cook, Daniel Zien
Photographer	Ron Vesely
Printer	Graphic Arts Studio


© 2002 Chicago White Sox

COMISKEY PARK



1-800-RTMECO
AT 1:00 PM
ALLIANCE
BALL
CLE 1 2 3 4 5 6 7 8 9 R H E
0 0 0 0 0 0 0 0 0
50%
PEPSI
MILLER TIME
SONY
4:17
BLUE CHIP CASINO
MICHIGAN CITY, INDIANA

CHICAGO SPORTS REPORT
10PM
FOX SPORTS NET



2000 AL Central Divi

EDWIN ALMONTE

55

Given Name: Edwin Almonte**Position:** Pitcher**Bats:** Right**Throws:** Right**Height:** 6-3**Weight:** 200**Opening Day Age:** 25**Born:** December 17, 1976, Dominican Republic**Resides:** New York, N.Y.**First Pro Contract:** White Sox.**Sox Acquisition:** Selected in the 26th round, June 1998 First-Year Player Draft.**Major League Service:** None**Contract Status:** Signed through 2002.

■ **2001:** Was named Southern League Relief Pitcher of the Year at Class AA Birmingham after breaking the league record with 36 saves ... his 36 saves broke the previous SL record of 34 set by Chattanooga's Jerry Spradlin in 1992 and were the most by a Sox minor league since Scott Radinsky recorded 31 in 1989 ... save total led the Sox organization and all Class AA pitchers and ranked second among all minor leaguers ... led the SL and finished second among all minor leaguers in the Rolands Relief Man standings with 104 points ... was named to the SL midseason and postseason as well as the Topps and Double-A All-Star Teams ... was named by *Baseball America* as the No. 11 Prospect in the Sox organization ... set another SL record by converting 14 consecutive save opportunities from 6/26-8/4 ... led the organization in games finished (48) and ranked fourth in appearances (54) ... ERA was 2.13 or lower in all five full months ... averaged 8.4 strikeouts (62 SO/66.1 IP) and 2.2 walks per 9.0 IP (16 BB) ... posted a 3.9:1 strikeout-to-walk ratio ... limited opposing hitters to a .228 average ... compiled a 1.08 ERA (4 ER/33.1 IP) with a .195 opponents average at home ... posted a 0.77 ERA (2 ER/23.1 IP) in June/July combined ... was the minor league Rolands Relief Man award winner for August after compiling a 2.13 ERA with eight saves ... saved 11 games in July ... pitched for Aguilas in the Dominican Winter League, going 1-2 with a 2.89 ERA (6 ER/18.2 IP) and 21 strikeouts in 15 games (all in relief).

MINOR LEAGUE HIGHLIGHTS

■ **2000:** Combined to go 4-4 with a 3.63 ERA (47 ER/116.2 IP) and two saves in 40 games between Class A Winston-Salem and Class AA Birmingham ... posted a 3.2:1 strikeout-to-walk ratio (94 SO/29 BB) ... spent the majority of the season at Winston-Salem, averaging 8.5 strikeouts per 9.0 IP (73 SO/77.0 IP) ... earned first pro save on 7/2 at Frederick ... struck out eight batters twice.

■ **1999:** Led the organization with a 3.03 ERA, ranked fifth with two complete games (five starts) and eighth with five saves at Class A Burlington ... his 3.03 ERA was fifth in the Midwest League ... won a career-high nine games ... posted a 3.0:1 strikeout-to-walk ratio ... allowed 8.3 hits per 9.0 IP (107 H/115.2 IP) ... was 2-0 with a 0.00 ERA (16.0 IP) and 13 strikeouts in two postseason starts ... tossed a complete-game, three-hitter in Game 2 of the MWL championship series vs. Wisconsin.

■ **1998:** Combined to go 3-0 with a 2.73 ERA (11 ER/36.1 IP) and 34 strikeouts between Rookie Tucson and Advanced Rookie Bristol ... averaged 8.4 strikeouts per 9.0 IP (36.1 IP) with a 6.8:1 strikeout to walk ratio (5 BB) ... was recommended/signed by George Bradley and John Tumminia.

MISCELLANEOUS/PERSONAL

■ Single ... graduated from Seward Park High School in New York ... attended St. Francis College (N.Y.) ... was 4-0 with a 2.66 ERA (15 ER/50.2 IP) as a junior ... ERA ranked 20th in the nation ... appeared in the All-Academic All-Star Game at Yankee Stadium.

YEAR	CLUB	W-L	PCT	ERA	G	GS	CG	SHO	SV	IP	H	R	ER	HR	HB	BB-I	SO	WP	BK
1998	Tucson	0-0	.000	0.93	5	0	0	0	0	9.2	6	5	1	0	1	1-0	8	0	0
	Bristol	3-0	1.000	3.38	8	3	0	0	0	26.2	29	14	10	3	1	4-0	26	2	0
1999	Burlington	9-12	.429	3.03	37	5	2	0	5	115.2	107	48	39	5	2	28-4	85	6	1
2000	Winston-Salem	3-1	.750	3.16	33	7	0	0	2	77.0	66	32	27	2	5	20-0	73	4	1
	Birmingham	1-3	.250	4.54	7	6	0	0	0	39.2	45	22	20	5	1	9-0	21	2	0
2001	Birmingham	1-4	.200	1.49	54	0	0	0	36	66.1	58	16	11	4	0	16-4	62	2	0
MINOR TOTALS		17-20	.459	2.90	144	21	2	0	43	335.0	311	137	108	19	10	78-8	275	16	2

— Selected by the White Sox in the 26th round of First-Year Player Draft (6/98).

— On Class A Burlington disabled list (4/8-16/99).

SANDY ALOMAR JR.

15

Given Name: Santos Velazquez Alomar Jr.
Position: Catcher
Bats: Right **Throws:** Right
Height: 6-5 **Weight:** 235
Opening Day Age: 35
Born: June 18, 1966, Salinas, P.R.
Resides: Chicago, Ill.
First Pro Contract: San Diego Padres, signed as a free agent, October 21, 1983.
Sox Acquisition: Signed as a free agent, December 18, 2000.
Major League Service: 12 years, 47 days.
Contract Status: Signed through 2002.



PLAYERS

■ **2001:** Appeared in 70 games during first season with the White Sox, starting 63 behind the plate ... Sox were 31-32 when he started (18-12 over his last 30 starts) ... battled tendinitis in his right knee all season ... underwent a second arthroscopic surgery on his right knee on 9/27 to end his season ... did not play after last start on 8/8 at Anaheim ... was placed on the disabled list on 8/8 and underwent first surgery by senior team physician Dr. James Boscardin on 8/13 ... trip to the disabled list was the ninth of his career ... surgeries were the ninth and 10th of his career (first and second on his right knee) ... collected 1,000th career hit on 8/1 vs. Kansas City, becoming the fifth active major-league catcher to accomplish the feat,

joining Joe Girardi, Mike Piazza, Ivan Rodriguez and Benito Santiago ... his .245 average was 40 points below his career average entering 2001 ... was 9-40 (22.5 percent) throwing out opposing baserunners ... Sox pitchers posted a 4.49 ERA (272 ER/545.0 IP) when he caught ... hit .313 (35-112) at Comiskey Park and .273 (12-44) vs. left-handed pitchers ... caught his 1,000th career game on 6/10 vs. the Cubs, becoming the eighth active player and 94th all-time to reach the milestone ... collected a season-high three hits on 6/1 vs. Detroit ... drove in a season-high three runs on 8/8 at Anaheim ... posted five multi-RBI games ... hit in a season-high six straight games from 4/22-5/2 ... homered four times, including in last game on 8/8 at Anaheim ... hit .305 (18-59) in April, .194 (12-62) in May and .244 (11-45) in June ... stole 25th career base on 5/30 vs. Toronto ... was the starting catcher for the Sox on 4/2 at Cleveland as he returned to Jacobs Field for his first game since leaving the Indians ... hit a game-winning, eighth-inning single in 8-7 Sox victory over Cleveland on 4/10 at Comiskey Park ... held on to record the out in dramatic play at home plate in the seventh inning on 6/10 vs. the Cubs ... potential tying run Gary Mathews Jr. barreled Alomar over at home, but Alomar held onto Royce Clayton's relay throw to record the last out of the inning ... Sox won, 3-1 ... caught Mark Buehrle's three-hit, complete-game shutout at Detroit on 5/26 and Buehrle's one-hitter on 8/3 vs. Tampa Bay ... took part in several weeklong rehabilitation sessions during the offseason at the Chicago Bulls/White Sox Training Academy in Lisle, Ill.

Games Caught Leaders Among Active Players

Player	Years	Games
Benito Santiago	1986-	1,631
Ivan Rodriguez	1991-	1,326
Mike Piazza	1992-	1,195
Joe Girardi	1989-	1,146
Darrin Fletcher	1989-	1,107
Joe Oliver	1989-	1,033
Sandy Alomar	1988-	1,025

MAJOR LEAGUE HIGHLIGHTS

■ Has caught 1,025 career games ... needs 66 runs scored for 500, three home runs for 100 and 20 RBI for 500 ... has thrown out 236 of 859 (27.5 percent) attempted basestealers in his career ... is a six-time American League All-Star (1990-92, 96-98), earning game Most Valuable Player honors in 1997 at Cleveland ... was a unanimous choice as 1990 AL Rookie of the Year ... also won his only Rawlings Gold Glove Award® in 1990 ... has 49 games of postseason experience, batting .214 (37-173) with five home runs and 28 RBI ... ranks third in Cleveland history with 950 games caught ... played with the Indians in the 1995 and 1997 World Series ... compiled a career-best 30-game hitting streak in 1997, the second-longest by a catcher in major-league history behind Benito Santiago (34 in 1987) ... has been on the disabled list nine times in his career ... is a lifetime .373 (38-102) hitter with the bases loaded.

■ **2000:** Spent his 11th and final season with the Cleveland Indians ... threw out 21.9 percent (21-96) of attempted basestealers, sixth-best in the American League ... Indians were 53-40 in his 93 starts behind the plate ... batted .351 (26-74) vs. left-handers, .311 (61-196) at home, .310 (27-87) with runners in scoring position and .307 (51-166) in the first half ... committed eight errors (711 chances) for a .989 fielding percentage ... was on the disabled list for the eighth time in his career from 4/19-5/8 with a pulled

right hamstring ... matched his career high with four hits on 5/11 vs. Kansas City and 9/15 at New York ... during the offseason, played on a Major League All-Star Team that toured Japan.

■ **1999:** Missed four months of the season with an injured left knee ... was limited to 35 starts ... hurt the knee on 5/10 vs. Baltimore while blocking a wild pitch by Dave Burba ... was placed on the 15-day disabled list on 5/17 (retroactive to 5/11) and underwent surgery on 5/21 in Cleveland to remove a bone chip from the knee capsule ... began a rehabilitation assignment at Class AA Akron on 7/5 but soreness in the knee forced him out of action on 7/19 ... began another rehab assignment at Class AAA Buffalo on 8/10 ... after the pain continued, was fitted for a knee brace on 8/28 ... was transferred to the 60-day disabled list on 9/1 ... played in 15 games with Cleveland in September, going 16-55 (.291) with three home runs and nine RBI ... threw out 12.9 percent (4-31) of attempted basestealers ... batted .353 (12-34) off left-handers ... started all five games of the ALDS loss vs. Boston, going 2-14 (.143) with one RBI.

■ **1998:** Was selected to his sixth AL All-Star Team, the most ever by an Indians catcher ... was hitting .270 (61-226) on 6/30, including a .322 (28-87) average in May ... from 7/1 through the end of the season, batted .191 (35-183) with 13 RBI in 54 games to lower his average from .270 to .235 ... was never on the disabled list but missed time with a strained groin (4/3-10), sore right shoulder (6/15-19), strained right hamstring (7/18-25) and sore left knee (8/30-31 and 9/20-23) ... was limited to 12 starts from 8/30 through the end of the season ... Indians were 57-49 (.538) in his 106 starts behind the plate ... threw out 26.4 percent (24-91) of attempted basestealers ... hit second career grand slam on 5/3 vs. Tampa Bay in the ninth inning off Roberto Hernandez, giving Cleveland a 10-8 win ... triple on 6/21 vs. New York was first since 7/3/94 ... was 1-16 (.063) in the ALCS loss vs. New York ... was hampered by back spasms throughout the series, leaving Game 4 at Cleveland in the sixth inning ... underwent arthroscopic surgery on left knee on 10/27 in Cleveland.

■ **1997:** Recorded career highs in virtually every category, including average (.324), doubles (37), home runs (21) and RBI (83) ... led all AL catchers in each of those categories ... finished 14th in Most Valuable Player voting ... among Cleveland catchers, his 83 RBI were the most in franchise history, his 37 doubles were second most and his 21 home runs were the most since John Romano hit 25 in 1962 ... his .324 average would have ranked sixth in the AL, but he fell 18 plate appearances short of qualifying ... was named MVP of the All-Star Game in Cleveland after hitting a two-run homer off Shawn Estes in the seventh inning to give the AL a 3-1 win ... became the first Indians player to win the award and first player to win the award in his home park ... compiled a career-best 30-game hitting streak from 5/25-7/6, equaling the longest in the major leagues in 1997 (Nomar Garciaparra) and the second-longest in major-league history by a catcher (Benito Santiago, 34 in 1987) ... it was also the second-longest streak in Indians history (Nap Lajoie, 31 in 1906) and the longest in baseball since Jerome Walton in 1989 (30) ... broke up Mike Mussina's perfect game with one out in the ninth inning on 5/30 at Baltimore ... tied a major-league record with four doubles on 6/6 vs. Boston, the first four-double game by a Cleveland player since Vic Wertz in 1956 ... collected third career multihomer game on 9/26 vs. Minnesota ... homered in five straight games from 4/4-8, tying the club record shared by Larry Doby (1954) and Al Rosen (1953 and '54) ... threw out 28.2 percent (33-117) of attempted basestealers ... ranked fourth in the AL in average with the bases loaded (.583, 7-12) and runners on base (.352, 77-219) ... hit .274 (20-73) with five home runs and 19 RBI in 18 postseason games ... 19 RBI set a major-league postseason record, breaking Fred McGriff's mark of 16 set in 1996 ... five home runs were a postseason record for catchers, breaking Gene Tenace's mark of four set with Oakland in 1972 ... became fifth player in World Series history and first since 1960 to record 10 RBI ... with the Indians four outs from elimination in Game 4 of the ALDS vs. New York, hit a game-tying home run ... was 3-5 with four RBI in Game 4 of the World Series ... homered in Game 5 of the World Series off Livian Hernandez, becoming the first player in history to homer in his home park in both the World Series and All-Star Game.

■ **1996:** Played in 127 games, the most since his rookie season (132) in 1990 ... for the first time since 1990 he did not spend time on the disabled list ... was a reserve on the AL All-Star Team ... Indians were 70-41 (.631) when he started at catcher ... threw out 24.8 percent (25-101) of attempted basestealers ... compiled a then career-best 17-game hitting streak from 4/11-5/4 ... made his first career appearance at first base on 6/27 at Chicago ... was 2-16 (.125) in the postseason.

■ **1995:** Began season on the disabled list after experiencing pain in his left knee during spring training, a result of an injury suffered in the Puerto Rico Winter League on 11/2/94 ... was placed on the disabled list on 4/25 and underwent arthroscopic surgery the next day to repair the left lateral meniscus ... was

Alomar's Record in Starts (1994-2000)

Year	W-L	Pct.
1994	46-31	.597
1995	38-16	.704
1996	70-41	.631
1997	66-49	.574
1998	57-49	.538
1999	20-15	.571
2000	53-40	.570
2001	31-32	.492
Totals	381-273	.583

reinstated on 6/29 and made his season debut that night at Minnesota ... threw out 26.5 percent (13-49) of would-be basestealers ... Indians were 38-16 (.704) in his starts ... recorded first career multihomer game on 7/20 at Texas and his second on 9/26 at Minnesota ... batted .220 (9-41) in the postseason.

■ **1994:** Threw out 32.8 percent (21-64) of attempted basestealers ... in the first game in Jacobs Field history on 4/4 vs. Seattle, broke up Randy Johnson's no-hit bid with an eighth-inning single ... tore the webbing between his right ring and middle fingers on 4/23 at Texas, the second time in his career he suffered the injury ... was on the disabled list from 4/24-5/11 ... his 996 fielding percentage was second among AL catchers behind Oakland's Terry Steinbach ... injured the lateral meniscus of his left knee sliding into second base on 11/2 while playing for Ponce in the Puerto Rico Winter League ... underwent arthroscopic surgery on 11/11.

■ **1993:** Was batting .125 (7-56) when he was placed on the disabled list on 5/2 ... underwent surgery on 5/15 to repair a ruptured disk in his back ... was reinstated from the disabled list on 8/7 ... threw out 15 of 56 attempted basestealers (26.8 percent) ... batted .323 (50-155) in 45 games following his return to raise his average from .125 to .270 ... suffered a sprained medial collateral ligament in his left knee in a collision at home plate on 9/27 at Kansas City ... missed the final five games of the season.

■ **1992:** Elected to start third consecutive All-Star Game, the first Indians player to accomplish that feat since Ken Keltner started four straight from 1942-46 (no game in 1945) ... threw out 41.1 percent (30-73) of attempted basestealers, third-best in the AL ... Cleveland pitchers compiled a 3.81 ERA when he was behind the plate ... was disabled from 5/1-18 after tearing the webbing between right ring and middle fingers blocking a pitch in the dirt ... suffered torn medial meniscus in left knee sliding into third base on 8/16 ... played in one more game before undergoing arthroscopic surgery on 9/22 ... hit first career grand slam (Jim Acker) on 6/3 vs. Seattle ... charged mound on 6/8 vs. Detroit after being knocked down by a pitch from John Doherty, resulting in a three-game suspension from 7/29-8/1.

■ **1991:** Missed 111 games due to various injuries ... was on the 15-day disabled list from 5/15-6/18 with inflammation of his right rotator cuff and again from 8/6 through the end of the season with a strained right hip flexor ... also missed four games in mid-June after suffering a non-displaced fracture of right index finger ... made his second straight start for the AL All-Star Team on 7/9 at Toronto ... brother, Roberto, started at second base for the AL, marking the fourth time in history that brothers have started on the same All-Star squad ... Mort and Walker Cooper started for the National League in 1942 and '43, and Dom and Joe DiMaggio started for the AL in 1949 ... threw out 32.3 percent (10-31) of attempted baserunners ... posted first career four-hit game on 7/7 vs. Milwaukee.

■ **1990:** Was the unanimous choice as BBWAA American League Rookie of the Year ... became the third player to win the award unanimously, joining Carlton Fisk (1972) and Mark McGwire (1986) ... also was tabbed the top rookie in the AL by *The Sporting News*, *Baseball America*, *USA Today* and *Sports Illustrated* ... won the Rawlings Gold Glove Award®, the first Indians player honored since Rick Manning in 1976 ... became the first rookie catcher in major-league history to start an All-Star Game, collecting two hits and scoring the winning run on 7/10 at Wrigley Field ... with brother Roberto starting for the National League, the Alomar's became the sixth brother combination to play in the same All-Star Game and the first since Gaylord and Jim Perry in 1970 ... his 66 RBI were second among AL catchers behind Lance Parrish ... threw out 28.7 percent (31-108) of attempted baserunners ... led the AL with a .376 average vs. left-handed pitchers ... ranked second behind Atlanta's David Justice in run production among major league rookies ... was a member of the Major League All-Star Team that toured Japan following the season.

■ **1989:** Was recalled by San Diego in September ... hit his first major-league home run on 9/30 in San Diego off San Francisco's Rick Reuschel ... was traded to Cleveland on 12/6 with Carlos Baerga and Chris James in return for Joe Carter.

■ **1988:** Was recalled by the Padres on 9/16 ... appeared in one game while rehabbing injured left knee.

MINOR LEAGUE HIGHLIGHTS

■ **1989:** Was named Minor League Player of the Year by *Baseball America* and *The Sporting News* for the second straight season at Class AAA Las Vegas ... was named Most Valuable Player of the Pacific Coast League ... ranked second in the PCL in RBI (101), hits (160) and total bases (248) and was fourth in runs scored (88) and tied for fifth in doubles (33) ... led PCL catchers in putouts and total chances while throwing out 33.8 percent (25-74) of attempted basestealers ... was recalled by San Diego in September.

Longest Hitting Streaks Since 1980

Player, Club	No.	Year
Paul Molitor, MIL	39	1987
Benito Santiago, SD	34	1987
Vladimir Guerrero, MON	31	1999
Ken Landreaux, MIN	31	1980
Sandy Alomar, CLE	30	1997
George Brett, KC	30	1980
Eric Davis, BAL	30	1998
Nomar Garciaparra, BOS	30	1997
Luis Gonzalez, ARZ	30	1999
Jerome Walton, CUBS	30	1989

- **1988:** Named *Baseball America's* Minor League Player of the Year and also Most Valuable Player of the PCL ... was the starting catcher at the first-ever AAA All-Star Game at Buffalo ... struck out 35 times in 374 plate appearances ... missed most of the final month of the season after injuring his left knee in a home-plate collision with Albuquerque's Juan Bell on 8/9 ... underwent surgery on the knee.
- **1987:** Hit a career-best .307 in 103 games with Class AA Wichita, the Texas League champions.
- **1986:** Cited by *Baseball America* as one of the Top 10 Prospects in the TL at Class AA Beaumont.
- **1985:** Played at Class A Charleston in the South Atlantic League ... brother, Roberto, was a teammate and father, Sandy Sr., was a coach.
- **1984:** Made his professional debut with Spokane of the Northwest League ... was signed by San Diego as a 17-year-old free agent on 10/21/83.

COMMUNITY INVOLVEMENT

■ Among his charitable activities in 2001: attended opening ceremonies for the Inner City Little League at Comiskey Park, visited Comiskey Park's neighbors at Wentworth Gardens during the construction of two Tot Lot playgrounds and took part in Sox visit to Kids Cafe, an after school shelter for youth ... among his past efforts, he taped a public service announcement in both English and Spanish encouraging participation in the 2000 U.S. Census ... as a member of the Cleveland Indians, donated time to the Cuyahoga County (Ohio) Board of Mental Retardation, Esperanza, the Special Olympics and the Cleveland Baseball Federation ... teamed with brother, Roberto, to buy 27 tickets per game for the 27 Indians home dates in 1999 that were distributed to youth organizations in greater Cleveland ... donated \$25,000 to the Council of Economic Opportunities of Greater Cleveland in the 1999 offseason.

MISCELLANEOUS/PERSONAL

■ Has four children: Marcus Xavier, Marissa Danielle, Leanna April and Brianna Maria ... attended Luis Munoz Rivera High School in Salinas, P.R. ... father, Sandy Sr., played 15 seasons in the major leagues with Texas, the Yankees, Angels, White Sox and Braves and is a coach with the Chicago Cubs ... brother, Roberto, is a second baseman with the New York Mets ... has been teammates with his brother on the professional level at Class A Charleston (1985), Class AA Wichita (1987, 89), Class AAA Las Vegas (1988), San Diego (1988, '89) and Cleveland (1999-2000) ... his success in the 1997 postseason earned him a spot on a Wheaties Cereal box ... debuted his Sandy Alomar Steak Sauce in 1998.

YEAR	CLUB	AVG	G	AB	R	H	TB	2B	3B	HR	RBI	SH	SF	HB	BB	SO	SB	CS	E
1984	Spokane	.215	59	219	13	47	52	5	0	0	21	1	0	0	13	20	3	0	7
1985	Charleston	.207	100	352	38	73	89	7	0	3	43	3	5	2	31	30	3	1	18
1986	Beaumont	.240	100	346	36	83	112	15	1	4	27	2	3	1	15	35	2	6	18
1987	Wichita	.307	103	375	50	115	160	19	1	8	65	3	7	5	21	37	1	5	15
1988	Las Vegas	.297	93	337	59	100	167	9	5	16	71	1	4	4	28	35	1	1	14
	SAN DIEGO	.000	1	1	0	0	0	0	0	0	0	0	0	0	0	1	0	0	0
1989	Las Vegas	.306	131	523	88	160	248	33	8	13	101	2	3	2	42	58	3	1	12
	SAN DIEGO	.211	7	19	1	4	8	1	0	1	6	0	0	0	3	3	0	0	0
1990	CLEVELAND	.290	132	445	60	129	186	26	2	9	66	5	6	2	25	46	4	1	14
1991	CLEVELAND	.217	51	184	10	40	49	9	0	0	7	2	1	4	8	24	0	4	4
	Col. Springs	.400	12	35	5	14	19	2	0	1	10	0	1	0	5	0	0	0	1
1992	CLEVELAND	.251	89	299	22	75	97	16	0	2	26	3	0	5	13	32	3	3	2
1993	CLEVELAND	.270	64	215	24	58	85	7	1	6	32	1	4	6	11	28	3	1	6
	Charlotte	.364	12	44	8	16	24	5	0	1	8	0	0	1	5	8	0	0	0
1994	CLEVELAND	.288	80	292	44	84	143	15	1	14	43	0	1	2	25	31	8	4	2
1995	Canton-Akron	.400	6	15	3	6	7	1	0	0	1	0	0	1	1	1	0	0	1
	CLEVELAND	.300	66	203	32	61	97	6	0	10	35	4	1	3	7	26	3	1	2
1996	CLEVELAND	.263	127	418	53	110	166	23	0	11	50	2	2	3	19	42	1	0	9
1997	CLEVELAND	.324	125	451	68	146	246	37	0	21	83	6	1	3	19	48	0	2	12
1998	CLEVELAND	.235	117	409	45	96	144	26	2	6	44	5	3	3	18	45	0	3	6
1999	CLEVELAND	.307	37	137	19	42	73	13	0	6	25	1	2	0	4	23	0	1	7
	Akron	.310	10	29	8	9	12	0	0	1	6	0	2	0	3	2	1	0	1
	Buffalo	.273	10	33	9	9	19	2	1	2	10	0	0	1	6	3	0	0	3
2000	CLEVELAND	.289	97	356	44	103	144	16	2	7	42	4	4	4	16	41	2	2	8
2001	WHITE SOX	.245	70	220	17	54	76	8	1	4	21	3	2	2	12	17	1	2	4
MINORTOTALS		.274	636	2308	317	632	909	98	16	49	363	12	25	17	170	229	14	14	90
N.L. TOTALS		.200	8	20	1	4	8	1	0	1	6	0	0	0	3	4	0	0	0
A.L. TOTALS		.275	1055	3629	433	998	1506	202	9	96	474	36	27	37	177	403	25	24	76
M.L. TOTALS		.275	1063	3649	434	1002	1514	203	9	97	480	36	27	37	180	407	25	24	76

*Lead League

- Signed by San Diego as a free agent (10/21/83).
- Traded by San Diego with Carlos Baerga and Chris James to Cleveland in exchange for Joe Carter (12/6/89).
- On Cleveland disabled list with inflamed right rotator cuff (5/15-6/17/91); included rehabilitation assignment to Class AAA Colorado Springs (6/8-17/91).
- On Cleveland disabled list with strained right hip flexor (7/29/91-remainder of season).
- On Cleveland disabled list with torn webbing of right hand (5/2-18/92).
- On Cleveland disabled list with ruptured disk in lower back (5/1-8/7/93); included rehabilitation assignment to Class AAA Charlotte (7/22-8/7/93).
- On Cleveland disabled list with torn webbing of right hand (4/24-5/11/94).
- On Cleveland disabled list with torn lateral meniscus of left knee (4/19-6/29/95); included rehabilitation assignment to Class AA Canton-Akron (6/22-29/95).
- On Cleveland disabled list with bone chip in left knee (5/11-9/6/99); included rehabilitation assignments to Class AA Akron 7/5-19/99 and 9/3-6/99) and Class AAA Buffalo (8/10-27/99).
- On Cleveland disabled list with pulled right hamstring (4/19-5/8/00).
- Signed by the White Sox as a free agent (12/18/00).
- On White Sox disabled list with tendinitis in his right knee (8/8-9/18/01).

Caught Stealing Percentage — Career: 236-859 (27.5 percent); **2001:** 9-40 (22.5); **2000:** 21-96 (21.9); **1999:** 4-31 (12.9); **1998:** 24-91 (26.4); **1997:** 33-117 (28.2); **1996:** 25-101 (24.8); **1995:** 13-49 (26.5); **1994:** 21-64 (32.8); **1993:** 15-56 (26.8); **1992:** 30-73 (41.1); **1991:** 10-31 (32.3); **1990:** 31-108 (28.7); **1989:** 0-2 (0.0); **1988:** 0-0 (0.0).

DIVISION SERIES RECORD

YEAR	CLUB	AVG	G	AB	R	H	TB	2B	3B	HR	RBI	SH	SF	HB	BB	SO	SB	CS	E
1995	CLE. vs. Bos.	.182	3	11	1	2	3	1	0	0	1	1	0	0	0	1	0	0	0
1996	CLE. vs. Bal.	.125	4	16	0	2	2	0	0	0	3	0	0	0	0	2	0	0	1
1997	CLE. vs. N.Y.	.316	5	19	4	6	13	1	0	2	5	0	0	0	0	2	0	0	1
1998	CLE. vs. Bos.	.231	4	13	2	3	6	3	0	0	2	0	0	0	1	4	0	0	1
1999	CLE. vs. Bos.	.143	5	14	1	2	2	0	0	0	1	0	1	0	2	6	0	0	1
TOTALS		.205	21	73	8	15	26	5	0	2	12	1	1	0	3	15	0	0	4

LEAGUE CHAMPIONSHIP SERIES RECORD

YEAR	CLUB	AVG	G	AB	R	H	TB	2B	3B	HR	RBI	SH	SF	HB	BB	SO	SB	CS	E
1995	CLE. vs. Sea.	.267	5	15	0	4	7	1	1	0	1	0	0	0	1	1	0	0	1
1997	CLE. vs. Bal.	.125	6	24	3	3	6	0	0	1	4	0	0	0	1	3	0	0	0
1998	CLE. vs. N.Y.	.063	5	16	1	1	1	0	0	0	0	0	0	1	0	2	0	0	1
TOTALS		.145	16	55	4	8	14	1	1	1	5	0	0	1	2	6	0	0	2

WORLD SERIES RECORD

YEAR	CLUB	AVG	G	AB	R	H	TB	2B	3B	HR	RBI	SH	SF	HB	BB	SO	SB	CS	E
1995	CLE. vs. Atl.	.200	5	15	0	3	5	2	0	0	1	0	0	0	0	2	0	0	0
1997	CLE. vs. Fla.	.367	7	30	5	11	18	1	0	2	10	0	0	0	2	3	0	0	0
TOTALS		.311	12	45	5	14	23	3	0	2	11	0	0	0	2	5	0	0	0

ALL-STAR GAME RECORD

YEAR	CLUB, SITE	AVG	G	AB	R	H	TB	2B	3B	HR	RBI	SH	SF	HB	BB	SO	SB	CS	E
1990	A.L., Chicago-NL	.667	1	3	1	2	2	0	0	0	0	0	0	0	0	0	0	0	0
1991	A.L., Toronto	.000	1	2	0	0	0	0	0	0	0	0	0	0	0	0	0	0	0
1992	A.L., San Diego	.333	1	3	0	1	1	0	0	0	0	0	0	0	0	0	0	0	0
1996	A.L., Philadelphia	.000	1	2	0	0	0	0	0	0	0	0	0	0	0	0	0	0	0
1997	A.L., Cleveland	1.000	1	1	1	1	4	0	0	1	2	0	0	0	0	0	0	0	0
1998	A.L., Colorado	1.000	1	1	0	1	1	0	0	0	1	0	0	0	0	0	0	0	0
TOTALS		.417	6	12	2	5	8	0	0	1	3	0	0	0	0	0	0	0	0

Father-Son Duos To Appear With The White Sox

Father	Years	Son	Years
Sandy Alomar, Sr.	1967-69	Sandy Alomar, Jr.	2001-
Sam Hairston	1951	Jerry Hairston	1973-77, 81-90
Earl Sheely	1921-27	Hollis "Bud" Sheely	1951-53
Billy Sullivan, Sr.	1901-14	Billy Sullivan, Jr.	1931-33
Hal Trosky, Sr.	1944, 46	Hal Trosky, Jr.	1958
Ed Walsh, Sr.	1904-15	Ed Walsh, Jr.	1928-32

SANDY ALOMAR'S STATISTICAL BREAKDOWN

	2001									CAREER								
	AVG	G	AB	H	HR	RBI	BB	SO		AVG	G	AB	H	HR	RBI	BB	SO	
Anaheim	.313	5	16	5	2	5	0	1		.295	74	251	74	11	37	10	24	
Baltimore	.200	3	10	2	0	1	0	0		.256	77	266	68	6	35	14	29	
Boston	.000	1	2	0	0	0	1	0		.279	79	269	75	2	18	22	32	
Chicago-AL	—	—	—	—	—	—	—	—		.272	60	195	53	4	23	13	19	
Cleveland	.207	8	29	6	1	5	2	3		.207	8	29	6	1	5	2	3	
Detroit	.343	11	35	12	0	3	3	3		.299	83	288	86	10	44	15	34	
Kansas City	.125	3	8	1	0	0	2	0		.294	70	245	72	5	27	13	23	
Minnesota	.276	10	29	8	0	3	1	2		.227	78	269	61	9	32	8	31	
New York-AL	—	—	—	—	—	—	—	—		.310	75	252	78	6	40	12	27	
Oakland	.250	6	16	4	0	0	0	1		.242	76	264	64	5	26	11	30	
Seattle	.200	3	10	2	0	1	0	1		.258	75	244	63	8	39	15	30	
Tampa Bay	.250	1	4	1	0	0	0	0		.288	18	73	21	2	14	1	9	
Texas	.143	4	14	2	0	1	1	2		.296	86	297	88	12	37	8	30	
Toronto	.200	3	10	2	0	0	0	3		.259	88	313	81	6	41	13	37	
Interleague	.243	12	37	19	1	2	2	1		.274	59	223	61	6	30	8	32	
Atlanta	—	—	—	—	—	—	—	—		.000	1	1	0	0	0	0	0	
Chicago-NL	.500	4	10	5	0	1	1	0		.364	7	22	8	0	5	2	2	
Cincinnati	.000	2	6	0	0	0	0	0		.302	12	43	13	0	5	2	8	
Houston	—	—	—	—	—	—	—	—		.294	9	34	10	1	6	1	6	
Los Angeles	—	—	—	—	—	—	—	—		.500	1	2	1	0	2	0	0	
Milwaukee	.429	2	7	3	1	1	0	0		.264	66	215	61	6	31	15	24	
Pittsburgh	.125	2	8	1	0	0	0	1		.250	9	36	9	2	9	0	4	
St. Louis	.000	2	6	0	0	0	1	0		.267	8	30	8	0	1	1	4	
San Francisco	—	—	—	—	—	—	—	—		.182	3	11	2	1	3	2	1	
Home	.313	36	112	35	1	10	6	10		.285	536	1792	511	43	229	97	191	
Road	.176	34	108	19	3	11	6	7		.264	527	1857	491	54	251	83	216	
Day	.180	19	50	9	1	2	6	4		.266	298	983	261	29	137	56	114	
Night	.265	51	170	45	3	19	6	13		.278	765	2666	741	68	343	124	293	
vs. Left	.273	—	44	12	2	7	1	4		.288	—	890	256	23	121	48	99	
vs. Right	.239	—	176	42	2	14	11	13		.270	—	2759	746	74	359	132	308	
Grass	.249	64	201	50	4	20	11	13		.280	915	3123	873	81	393	161	335	
Turf	.211	6	19	4	0	1	1	4		.245	148	526	129	16	87	19	92	
Pre-ASG	.243	59	185	45	2	17	10	15		.281	587	2029	570	47	249	114	235	
Post ASG	.257	11	35	9	2	4	2	2		.267	476	1620	432	50	231	66	172	
RISP	.250	—	52	13	1	15	4	4		.270	—	976	264	24	377	70	118	
Bases Loaded	.200	—	5	1	0	2	0	0		.373	—	102	38	2	93	2	6	
March/April	.305	19	59	18	1	9	4	4		.267	185	626	167	18	88	38	77	
May	.194	19	62	12	1	5	2	7		.267	161	573	153	16	73	30	73	
June	.244	16	45	11	0	2	4	2		.298	177	618	184	11	65	36	67	
July	.227	13	44	10	1	2	2	4		.272	191	657	179	14	78	31	60	
August	.300	3	10	3	1	3	0	0		.261	186	640	167	18	96	21	65	
Sept./Oct.	—	—	—	—	—	—	—	—		.284	163	535	152	20	80	24	65	
As PH	.250	—	4	1	0	0	0	1		.146	—	48	7	0	2	2	8	
As DH	—	—	—	—	—	—	—	—		.205	—	39	8	1	5	2	8	

Alomar's Career Game Bests

Hits — 4 (nine times, last 9/15/00 at N.Y.)
HR — 2 (twice, last 9/26/95 at Min.)
GS — 1 (twice, last 5/3/98 vs. T.B.)
RBI — 5 (twice, last 5/3/90 at N.Y.)
SB — 1 (25 times, last 5/30/01 vs. Tor.)
Hitting Streak — 30 games (5/25-7/6/97)

Alomar's Career Grand Slams

No.	Date	Opp.	Inn.	Pitcher
1	6/3/92	vs. Sea.	4th	Clay Parker
2	5/3/98	vs. T.B.	9th	Roberto Hernandez

Alomar's Career Fielding — 1B

Year, Club	Pct.	G	PO	A	E	TC	DP
1996, Cle.	—	1	0	0	0	0	0

Alomar's Career Fielding — C

Year, Club	Pct.	G	PO	A	E	TC	DP
1988, S.D.	—	—	—	—	—	—	—
1989, S.D.	1.000	6	33	1	0	34	1
1990, Cle.	.991	129	686	46	14	746	6
1991, Cle.	.987	46	280	19	4	303	4
1992, Cle.	.996	88	477	39	2	518	6
1993, Cle.	.984	64	342	25	6	373	4
1994, Cle.	.996	78	453	41	2	496	4
1995, Cle.	.995	61	364	22	2	388	3
1996, Cle.	.988	125	724	48	9	781	5
1997, Cle.	.985	119	743	40	12	795	8
1998, Cle.	.992	111	712	42	6	760	7
1999, Cle.	.974	35	257	10	7	274	2
2000, Cle.	.989	95	661	42	8	711	6
2001, Chi.	.980	69	367	19	4	390	5
Totals	.988	1026	6099	394	76	6569	61

SANDY ALOMAR'S CAREER BATTING AT MAJOR LEAGUE PARKS

PARK	AVG	G	AB	R	H	2B	3B	HR	RBI	SB	CS	BB	SO	OBP	SLG
Edison Field	.317	40	139	19	44	5	1	7	24	1	4	4	13	.342	.518
Camden Yards	.250	33	112	11	28	2	1	3	15	1	0	6	11	.288	.366
Memorial Stadium	.412	4	17	3	7	1	0	1	5	0	1	0	1	.389	.647
Fenway Park	.288	42	156	17	45	11	0	2	10	1	1	12	18	.351	.397
New Comiskey Park	.310	63	203	22	63	8	1	4	19	3	1	10	21	.344	.419
Old Comiskey Park	.200	3	10	1	2	1	0	0	0	0	0	0	1	.273	.300
Jacobs Field	.284	336	1134	157	322	71	3	33	154	8	7	56	121	.320	.439
Municipal Stadium	.280	163	546	62	153	28	0	9	61	4	3	33	59	.324	.381
Comerica Park	.267	8	30	4	8	2	0	0	4	0	0	1	2	.290	.333
Tiger Stadium	.281	34	114	17	32	6	1	4	15	1	0	5	16	.314	.456
Kauffman Stadium	.273	34	121	13	33	7	0	2	12	0	1	7	11	.318	.380
Metrodome	.221	38	136	12	30	4	2	5	18	1	1	5	17	.246	.390
Yankee Stadium	.285	39	137	15	39	11	0	1	17	1	1	6	16	.317	.387
Network Coliseum	.198	35	131	11	26	7	0	2	11	0	1	7	13	.259	.298
SAFECO Field	.071	4	14	0	1	1	0	0	1	0	0	0	1	.067	.143
The Kingdome	.238	36	122	12	29	9	0	4	22	0	0	4	18	.264	.410
Tropicana Field	.265	8	34	2	9	1	0	1	8	0	1	0	5	.265	.382
Arlington Stadium	.233	14	43	2	10	3	0	0	7	1	0	1	5	.267	.302
The Ballpark	.313	31	112	17	35	8	0	7	18	1	0	5	11	.347	.571
SkyDome	.264	42	148	19	39	6	0	5	24	1	1	6	22	.299	.405
Wrigley Field	.167	2	6	0	1	1	0	0	0	0	0	1	0	.286	.333
Cinergy Field	.188	5	16	0	3	2	0	0	4	0	0	1	5	.222	.313
Astrodome	.400	3	10	1	4	0	0	0	2	0	0	0	1	.400	.400
County Stadium	.252	30	103	11	26	7	0	4	17	1	1	6	12	.307	.437
Miller Park	.429	2	7	2	3	0	0	1	1	0	0	0	0	.429	.857
Three Rivers Stadium	.111	2	9	1	1	0	0	1	4	0	0	0	1	.111	.444
Busch Stadium	.238	6	21	2	5	0	0	0	1	0	0	1	4	.333	.238
Qualcomm Stadium	.222	6	18	1	4	1	0	1	6	0	0	3	2	.333	.444



LORENZO BARCELO

49



Given Name: Lorenzo Antonio Barcelo
Position: Pitcher
Bats: Right **Throws:** Right
Height: 6-4 **Weight:** 230
Opening Day Age: 24
Born: August 10, 1977, San Pedro de Macoris, D.R.
Resides: San Pedro de Macoris, D.R.
First Pro Contract: San Francisco Giants, signed as free agent, May 23, 1994.
Sox Acquisition: Obtained from San Francisco with pitchers Bob Howry, Keith Foulke and Ken Vining, shortstop Mike Caruso and outfielder Brian Manning in exchange for pitchers Wilson Alvarez, Danny Darwin and Roberto Hernandez, July 31, 1997.
Major League Service: One year, 75 days.
Contract Status: Signed through 2002.

PLAYERS

■ **2001:** Appeared in 17 games (all in relief) before undergoing season-ending shoulder surgery on 6/6 in a procedure performed by Dr. James Boscardin, White Sox senior team physician ... was placed on the 15-day disabled list on 6/5, retroactive to 6/4, with inflammation in his right shoulder ... did not allow a run in his first four outings (6.2 IP) but gave up 11 earned runs in his last 14.1 IP ... posted a 1.13 ERA in April, a 6.57 ERA in May and a 13.50 mark in June ... matched his career high with three strikeouts on 5/12 vs. Texas (2.0 IP) ... recorded first career hold on 5/7 at Texas ... posted win on 5/27 at Detroit (0 ER/1.1 IP) ... was 1-0 with a 3.16 ERA in 14 games at night ... went 1-0 with a 4.76 ERA in 10 games on the road compared to a 0-0 with a 4.66 ERA in seven outings at Comiskey Park ... allowed 29.4 percent (5-17) of inherited baserunners to score ... held first batters to a .235 (4-17) average ... allowed only home run (to Troy Glaus) on 5/1 at Anaheim ... was recalled from Class AAA Charlotte on 4/13 ... took part in several weeklong rehabilitation sessions during the offseason at the Chicago Bulls/White Sox Training Academy in Lisle, Ill.

Monthly Bests

Wins	2
twice, last 9/00	
ERA	3.31
	8/00
SO	12
	9/00

MAJOR LEAGUE HIGHLIGHTS

■ **2000:** Was ranked the No. 6 Prospect in the White Sox organization in a postseason poll by *Baseball America* ... made 22 appearances (one start) after being recalled from Class AAA Charlotte on 7/18 ... went 4-2 with a 2.83 ERA (11 ER/35.0 IP) in relief ... made major-league debut in relief on 7/22 at Boston (2 ER/2.2 IP) ... opponents hit .231 (34-147), including .208 (27-130) in relief ... was one of eight Sox rookie pitchers to earn a win and one of seven to make his major-league debut during the season ... was 0-1 in save opportunities and allowed six of 18 (33.3 percent) inherited runners to score ... walked nine batters in 39.0 IP (2.1 per 9.0 IP) ... went 2-0 with a 1.21 ERA (3 ER/22.1 IP) in 12 relief appearances from 7/25-9/3 ... posted a no decision in his only major-league start on 8/9-2 vs. Seattle (5 ER/4.0 IP) ... earned first major-league victory on 8/23 vs. Baltimore, matching his career high with 3.1 IP (1 ER) ... threw 3.0 perfect IP on 8/27 vs. Seattle for his second career victory ... suffered first major-league loss despite striking out a career-high three in 3.1 IP on 7/29 at Anaheim ... matched career-high with three strikeouts on 9/3 vs. Anaheim (2.2 IP) ... earned his third victory on 9/7 vs. Texas (1 ER/2.1 IP).

MINOR LEAGUE HIGHLIGHTS

■ **Career:** Is 27-20 (.574) with a 3.54 ERA (168 ER/427.0 IP) and 397 strikeouts over four seasons ... has averaged 8.4 strikeouts and 2.6 walks (124 BB) per 9.0 IP ... owns a 3.2:1 strikeout-to-walk ratio.
 ■ **2000:** Went 5-6 with a 4.26 ERA in 17 starts with Class AAA Charlotte before being recalled by the White Sox on 7/18 ... posted a 3.4:1 strikeout-to-walk ratio (57 SO/17 BB), while averaging 1.6 walks per 9.0 IP for the Knights ... was rated by *Baseball America* in a preseason poll as having the Best Fastball in the organization.
 ■ **1999:** Was rated by *Baseball America* as having the Best Fastball in the White Sox organization ... *Baseball Weekly* tabbed him No. 38 on the "Top 100 Names You Need To Know For 2000" ... combined to go 3-2 with a 2.39 ERA (18 ER/67.2 IP) and 77 strikeouts in stops at Rookie Tucson, Class A Burlington and Class AA Birmingham ... allowed just one home run in 67.2 IP ... averaged 10.2 strikeouts and 1.6 walks per 9.0 IP ... posted a 6.4:1 strikeout-to-walk ratio (12 BB) ... limited opponents to a .213 (53-249)

average ... began his rehabilitation assignment at Rookie Tucson, going 2-1 with a 1.69 ERA (8 ER/42.2 IP) and 57 strikeouts in nine starts ... finished seventh among short-season pitching leaders with 12.0 strikeouts per 9.0 IP ... went 2-0 with a 0.91 ERA (3 ER/29.2 IP) and 43 strikeouts in July ... won only start (5.0 IP) at Class A Burlington on 8/14 at Quad City ... was promoted to Birmingham on 8/20 ... allowed one earned run in each of his first three starts (1.69 ERA) before yielding five in his final outing ... pitched for the Mesa Solar Sox in the Arizona Fall League, going 1-1 with a 5.19 ERA (15 ER/26.0 IP) and 20 strikeouts in seven games for the AFL champions.

■ **1998:** Missed the majority of the season with an injury to his right elbow ... returned to make three starts for Rookie Tucson in August.

■ **1997:** Combined to go 9-5 with a 4.16 ERA (71 ER/153.2 IP) and 138 strikeouts in 27 starts between Class A San Jose and Class AA Shreveport (San Francisco) and Class AA Birmingham (White Sox) ... made six starts with nine or more strikeouts ... made six starts (four quality) at Birmingham after being acquired from the Giants on 7/31 ... began the season at San Jose (12 ER/33.1 IP) ... allowed one or no runs in five of his 16 starts ... struck out 63 batters in 47.2 IP from 5/8-6/14 (11.9 per 9.0 IP) ... tied for third in California League with one shutout ... limited Modesto to one run on two hits over 7.0 IP on 5/24, walking none while striking out a career-high 15 ... fanned 12 batters two starts later on 6/4-2 vs. Rancho Cucamonga ... tossed a complete-game shutout on 6/14 vs. Stockton ... was promoted to Shreveport on 6/29 ... struck out 10 in a victory on 7/8 vs. El Paso ... pitched for Mesa in the Arizona Fall League, going 2-0 with a 0.67 ERA and 13 strikeouts in five relief outings.

■ **1996:** Established career highs with 12 wins, 152.2 IP and 139 strikeouts in 26 starts at Class A Burlington ... limited opponents to a .241 batting average while striking out 8.2 per 9.0 IP ... made 15 quality starts, allowing one or no runs on nine occasions ... went 7-3 with a 2.13 ERA and 80 strikeouts in 14 starts through June before going 1-5 with a 6.68 ERA in July ... struck out a season-high 12 over 6.0 IP on 5/1 vs. Quad City ... tossed a complete-game, one-hitter in a victory on 8/3 vs. Quad City.

■ **1995:** Made his professional debut at Bellingham after being signed by the Giants as a free agent on 5/23 ... allowed one unearned run on two hits over 5.0 IP in his pro debut on 6/18 at Everett ... did not allow an earned run in his first four appearances (16.0 IP) ... was signed by Giants scout Luis Rosa.

MISCELLANEOUS/PERSONAL

■ Married Patty Salazar ... has one son: Lorenzo Jr. ... made an appearance at the White Sox 2001 holiday party that hosted kids from neighborhood Boys and Girls Clubs ... attended Sanantonio High School in San Pedro de Macoris, D.R. ... his brother, Orger, played in the Atlanta Braves organization in 1990.

YEAR	CLUB	W-L	PCT	ERA	G	GS	CG	SHO	SV	IP	H	R	ER	HR	HB	BB-I	SO	WP	BK
1995	Bellingham	3-2	.600	3.45	12	11	0	0	0	47.0	43	23	18	3	2	19-0	34	1	1
1996	Burlington	12-10	.545	3.54	26	26	1	0	0	152.2	138	70	60	19	5	46-0	139	5	5
1997	San Jose	5-4	.556	3.94	16	16	1	1	0	89.0	91	45	39	13	1	30-2	89	1	2
	Shreveport	2-0	1.000	4.02	5	5	0	0	0	31.1	30	19	14	4	0	8-0	20	0	2
1999	Birmingham	2-1	.667	4.86	6	6	0	0	0	33.1	36	20	18	2	4	9-0	29	1	0
	Tucson	0-1	.000	1.50	3	3	0	0	0	6.0	6	1	1	0	0	0-0	9	0	0
1999	Tucson	2-1	.667	1.69	9	9	0	0	0	42.2	36	14	8	0	1	6-0	57	3	2
	Burlington	1-0	1.000	3.60	1	1	0	0	0	5.0	3	2	2	1	0	0-0	6	0	0
	Birmingham	0-1	.000	3.60	4	4	0	0	0	20.0	14	8	8	0	1	6-0	14	0	0
2000	Charlotte	5-8	.545	4.26	17	17	0	0	0	99.1	114	53	47	20	4	17-1	62	3	2
	WHITE SOX	4-2	.667	3.69	22	1	0	0	0	39.0	34	17	16	5	0	9-1	26	1	0
2001	WHITE SOX	1-0	1.000	5.40	2	0	0	0	0	5.0	6	3	3	2	0	1-1	5	0	0
	WHITE SOX	1-0	1.000	4.71	17	0	0	0	0	21.0	24	13	11	1	1	8-2	15	1	0
MINOR TOTALS		33-26	.559	3.69	101	98	2	1	0	531.1	517	258	218	64	18	142-4	464	14	14
A.L. TOTALS		5-2	.714	4.05	39	1	0	0	0	60.0	58	30	27	6	1	17-3	41	2	0
M.L. TOTALS		5-2	.714	4.05	39	1	0	0	0	60.0	58	30	27	6	1	17-3	41	2	0

— Signed by San Francisco as a free agent (5/23/94).

— Traded by San Francisco with Bob Howry, Keith Foulke, Ken Vining, Mike Caruso and Brian Manning to the White Sox in exchange for Wilson Alvarez, Danny Darwin and Roberto Hernandez (7/31/97).

— On Class AA Birmingham disabled list (4/2/98-remainder of season).

— On Class AA Birmingham disabled list (4/8-8/13/99).

— On White Sox disabled list with torn right rotator cuff (6/4/01-remainder of season).

Save Pct. — Career: 0-1 (0.0); 2001: 0-0 (0.0); 2000: 0-1 (0.0).

Holds — Career: 1; 2001: 1; 2000: 0.

Inherited Runners/Scored — Career: 11-35 (31.4); 2001: 5-17 (29.4); 2000: 6-18 (33.3).

DIVISION SERIES RECORD

YEAR	CLUB	W-L	PCT	ERA	G	GS	CG	SHO	SV	IP	H	R	ER	HR	HB	BB-I	SO	WP	BK
2000	SOX vs. Sea.	0-0	.000	0.00	1	0	0	0	0	1.2	0	0	0	0	0	1-0	0	0	0

LORENZO BARCELO'S STATISTICAL BREAKDOWN

	2001								CAREER							
	ERA	W-L	SV	IP	H	ER	BB	SO	ERA	W-L	SV	IP	H	ER	BB	SO
Anaheim	10.80	0-0	0	1.2	2	2	1	0	3.38	0-1	0	10.2	7	4	2	8
Baltimore	—	—	—	—	—	—	—	—	1.50	1-0	0	6.0	3	1	0	4
Boston	—	—	—	—	—	—	—	—	7.71	0-0	0	4.2	7	4	4	1
Detroit	3.00	1-0	0	3.0	3	1	1	1	3.60	1-1	0	5.0	6	2	3	5
Kansas City	—	—	—	—	—	—	—	—	0.00	0-0	0	2.0	2	0	0	0
Minnesota	0.00	0-0	0	2.1	3	0	0	1	4.50	1-0	0	4.0	6	2	0	1
Oakland	0.00	0-0	0	1.1	1	0	0	0	0.00	0-0	0	1.1	1	0	0	0
Seattle	1.80	0-0	0	5.0	4	1	2	7	4.50	1-0	0	12.0	11	6	4	11
Tampa Bay	—	—	—	—	—	—	—	—	0.00	0-0	0	3.1	2	0	0	2
Texas	5.79	0-0	0	4.2	4	3	3	4	5.14	1-0	0	7.0	6	4	3	5
Toronto	—	—	—	—	—	—	—	—	9.00	0-0	0	4.0	7	4	1	4
Interleague	—	—	—	—	—	—	—	—	—	—	—	—	—	—	—	—
Home	4.66	0-0	0	9.2	11	5	3	9	4.45	2-0	0	30.1	31	15	9	23
Road	4.76	1-0	0	11.1	13	6	5	6	3.64	3-2	0	29.2	27	12	8	18
Day	13.50	0-0	0	3.1	8	5	2	2	4.60	1-1	0	15.2	16	8	2	9
Night	3.06	1-0	0	17.2	16	6	6	13	3.86	4-1	0	44.1	42	19	15	32
Grass	4.08	1-0	0	17.2	16	8	8	13	3.74	4-2	0	53.0	45	22	17	38
Turf	8.10	0-0	0	3.1	8	3	0	2	6.43	1-0	0	7.0	13	5	0	3
Pre-ASG	4.71	1-0	0	21.0	24	11	8	15	4.71	1-0	0	21.0	24	11	8	15
Post ASG	—	—	—	—	—	—	—	—	3.69	4-2	0	39.0	34	16	9	26
April	1.13	0-0	0	8.0	8	1	1	6	1.13	0-0	0	8.0	8	1	1	6
May	6.57	1-0	0	12.1	14	9	7	9	6.57	1-0	0	12.1	14	9	7	9
June	13.50	0-0	0	0.2	2	1	0	0	13.50	0-0	0	0.2	2	1	0	0
July	—	—	—	—	—	—	—	—	3.38	0-1	0	8.0	6	3	1	4
August	—	—	—	—	—	—	—	—	3.31	2-0	0	16.1	12	6	2	10
Sept./Oct.	—	—	—	—	—	—	—	—	4.29	2-1	0	14.2	16	7	6	12
Starter	—	—	—	—	—	—	—	—	11.25	0-0	0	4.0	7	5	2	3
Reliever	4.71	1-0	0	21.0	24	11	8	15	3.54	5-2	0	56.0	51	22	15	38

LORENZO BARCELO'S CAREER PITCHING AT MAJOR LEAGUE PARKS

PARK	ERA	W	L	SV	OPP	G	GS	IP	H	R	ER	HR	TBB	SO
Edison Field	4.76	0	1	0	0	4	0	5.2	3	3	3	2	1	3
Camden Yards	0.00	0	0	0	0	2	0	2.2	1	0	0	0	0	2
Fenway Park	6.75	0	0	0	0	1	0	2.2	4	2	2	0	1	1
Comiskey Park	4.45	2	0	0	0	18	1	30.1	31	17	15	3	9	23
Comerica Park	2.08	1	1	0	1	4	0	4.1	4	2	1	0	3	5
Metrodome	4.50	1	0	0	0	3	0	4.0	6	2	2	1	0	1
SAFECO Field	0.00	1	0	0	0	3	0	4.2	1	0	0	0	1	3
Tropicana Field	0.00	0	0	0	0	1	0	2.0	2	0	0	0	0	1
The Ballpark	3.38	0	0	0	0	2	0	2.2	1	1	1	0	2	1
SkyDome	27.00	0	0	0	0	1	0	1.0	5	3	3	0	0	1

Barcelo's Career Game Bests

SO, Reliever — 3 (five times, last 5/12/01 vs. Tex.)
 BB, Reliever — 0 (7/29/00 at Ana., 3.1 IP)
 Hits, Reliever — 1 (7/29/00 at Ana., 3.1 IP)
 IP, Reliever — 4.0 (8/8/00 vs. Sea.)
 Winning Streak — 3 (8/23-9/7/00)

Barcelo's Career Fielding — P

Year, Club	Pct.	G	PO	A	E	TC	DP
2000, Chi.	1.000	22	0	1	0	1	0
2001, Chi.	1.000	17	3	2	0	5	0
Totals	1.000	39	3	3	0	6	0

PLAYERS

ROCKY BIDDLE

60



Given Name: Lee Francis Biddle
Position: Pitcher
Bats: Right **Throws:** Right
Height: 6-3 **Weight:** 230
Opening Day Age: 25
Born: May 21, 1976, Las Vegas, Nev.
Resides: Arcadia, Calif.
First Pro Contract: White Sox.
Sox Acquisition: Selected with a sandwich pick between the first and second rounds (51st overall), June 1997 free agent draft.
Major League Service: One year, 36 days.
Contract Status: Signed through 2002.

PLAYERS

■ **2001:** Made 30 appearances (21 starts) in his first full major-league season ... his seven wins tied for fifth among American League rookies ... was 4-7 with a 5.54 ERA in 21 starts and 3-1 with a 4.20 ERA in nine relief appearances ... received 6.1 runs of support per 9.0 IP ... went 1-5 with a 4.91 ERA in the first half compared to 6-3 with a 6.29 ERA in the second half ... won his last two starts, both against Cleveland, before missing the rest of the season with inflammation in his right shoulder ... was placed on the 15-day disabled list on 9/21 ... underwent surgery on 9/28 at Palos Community Hospital in a procedure performed by Dr. James Boscardin, White Sox senior team physician ... compiled a 3.86 ERA in April and a 2.91 mark with 22 strikeouts in June ... ERA was above 5.00 in each of the other four months ... made eight quality starts ... was 3-1 vs. Cleveland ... began the season in the bullpen, making two appearances before moving into rotation ... next 18 outings came as a starter ... was sent back to the pen following loss on 7/25 at Cleveland (6 ER/2.1 IP) ... earned win on 9/2 vs. Cleveland, overcoming a 6-0 second-inning deficit ... according to Elias Sports Bureau, became the fourth starting pitcher in the last 10 years to win a game in which he trailed by six runs or more, joining Colorado's Pedro Astacio (6/27/98), Milwaukee's Cal Eldred (6/4/97) and California's Mike Bielecki (5/16/95) ... earned win on 4/9 vs. Cleveland in an emergency start, surrendering two earned runs over 5.0 IP ... held Detroit to one run on three hits over 6.1 IP on 5/27 at Comerica Park ... matched career best with six strikeouts over 3.0 scoreless IP on 6/9 vs. the Cubs before leaving with soreness in his right shoulder ... earned first career win in relief on 8/4 vs. Tampa Bay ... posted second win on 7/15 at Milwaukee, ending streak of 14 straight starts without a victory (4/17-7/6) ... made first Opening Day roster.

Monthly Bests

Wins	2
twice, last 9/00	
ERA	3.31
	8/00
SO	12
	9/00

MAJOR LEAGUE HIGHLIGHTS

■ **2000:** Rated by *Baseball America* in a postseason poll as the No. 14 Prospect in the White Sox organization ... his contract was purchased from Class AA Birmingham on 8/10 ... made his major-league debut that afternoon vs. Seattle, allowing six runs on eight hits over 5.1 IP in a losing effort ... became the second Sox rookie pitcher to start a game and sixth player to make his debut ... earned his first major-league victory on 8/15 at Baltimore, allowing four runs over a career-high 7.0 IP ... became the sixth of eight Sox pitchers to collect first career win in 2000 ... gave up 15 runs (11 earned) in 10.1 IP over his next two starts and was optioned to Birmingham on 8/31.

MINOR LEAGUE HIGHLIGHTS

■ **2000:** Was 11-6 with a 3.08 ERA at Class AA Birmingham, his first full season since 1998 ... tied for second in the Southern League in shutouts (two) and tied for third in wins (11) ... ranked among the organizational leaders in eight of 11 statistical categories ... averaged 7.3 strikeouts (118 SO) and 3.3 walks (54 BB) per 9.0 IP ... was named organization Player of the Month for May after going 4-2 with a 1.62 ERA (8 ER/44.1 IP), 39 strikeouts and two complete-game shutouts ... did not allow a run in three straight outings (25.0 IP) on 5/19-29 ... earned SL Midseason All-Star honors ... made 15 quality starts ... allowed two earned runs or less in 16 of his 23 starts.

■ **1999:** Missed the season with an injury to his right elbow.

■ **1998:** Averaged 7.8 strikeouts per 9.0 IP (72 SO/82.2 IP) while splitting time between Rookie Tucson and Class A Winston-Salem ... made seven quality starts ... won his first professional start on 4/11 at Salem, throwing 6.0 scoreless IP ... struck out a season high eight batters in 6.0 IP on 8/30 at Lynchburg.

■ **1997:** Made his professional debut at Class A Hickory ... struck out 10.5 batters per 9.0 IP (25 SO/21.1

IP) ... was recommended/signed by Ed Pebley and Joe Butler ... was chosen with a pick awarded to the Sox as compensation for not signing 1996 first-round draft choice Bobby Seay.

COMMUNITY INVOLVEMENT

■ Among his charitable activities in 2001, contributed to the White Sox Wives Group "Sox Appetit Cookbook" that raised money for Gilda's Club Chicago ... his wife, Tina, collected toys during the White Sox and Cubs wives' toy drive benefiting Feed The Children.

MISCELLANEOUS/PERSONAL

■ Married Tina ... played collegiate baseball at Long Beach State University ... went 9-5 with a 4.47 ERA and 134 strikeouts with the 49ers in 1997 ... graduated in 1994 from Temple City (Calif.) High School ... lettered in basketball and baseball.

YEAR	CLUB	W-L	PCT	ERA	G	GS	CG	SHO	SV	IP	H	R	ER	HR	HB	BB-I	SO	WP	BK
1997	Hickory	0-1	.000	4.54	13	0	0	0	1	21.1	22	18	11	2	2	10-0	25	5	0
1998	Tucson	1-0	1.000	3.94	5	2	0	0	0	16.0	15	9	7	2	2	8-0	18	5	0
	Winston-Salem	4-5	.444	4.57	16	16	0	0	0	82.2	92	55	42	7	5	45-0	72	5	1
1999					DID NOT PLAY DUE TO INJURY														
2000	Birmingham	11-5	.647	3.08	23	23	2	2	0	146.1	138	63	50	10	8	54-0	118	4	0
	WHITE SOX	1-2	.333	8.34	4	4	0	0	0	22.2	31	25	21	5	0	8-0	7	2	0
2001	WHITE SOX	7-8	.467	5.39	30	21	0	0	0	128.2	137	87	77	16	8	52-3	85	6	0
MINOR TOTALS		16-12	.571	3.72	57	41	2	2	1	266.1	267	145	110	21	17	117-0	233	19	1
A.L. TOTALS		8-10	.444	5.83	34	25	0	0	0	151.1	168	112	98	21	8	60-3	92	8	0
M.L. TOTALS		8-10	.444	5.83	34	25	0	0	0	151.1	168	112	98	21	8	60-3	92	8	0

— Selected by the White Sox with a sandwich pick between the first and second round (51st overall), June 1997 free agent draft.

— On Class A Winston-Salem disabled list (6/22-7/24/98).

— On Class A Winston-Salem disabled list with right elbow injury (4/9/99-remainder of season).

— On White Sox disabled list with right shoulder inflammation (9/21/01-remainder of season).

ROCKY BIDDLE'S STATISTICAL BREAKDOWN

	2001										CAREER					
	ERA	W-L	SV	IP	H	ER	BB	SO	ERA	W-L	SV	IP	H	ER	BB	SO
Anaheim	8.22	0-0	0	7.2	10	7	1	5	8.22	0-0	0	7.2	10	7	1	5
Baltimore	10.13	0-1	0	5.1	5	6	3	4	7.30	1-1	0	12.1	11	10	5	6
Boston	7.71	0-1	0	7.0	6	6	2	5	7.71	0-1	0	7.0	6	6	2	5
Cleveland	6.98	3-1	0	19.1	30	15	6	16	6.98	3-1	0	19.1	30	15	6	16
Detroit	2.49	0-0	0	25.1	26	7	5	13	2.49	0-0	0	25.1	26	7	5	13
Kansas City	4.50	1-0	0	8.0	11	4	2	5	4.50	1-0	0	8.0	11	4	2	5
Minnesota	3.86	0-0	0	11.2	7	5	10	9	3.86	0-0	0	11.2	7	5	10	9
Oakland	6.00	0-1	0	3.0	6	2	0	1	6.00	0-1	0	3.0	6	2	0	1
Seattle	6.43	1-2	0	14.0	14	10	8	7	8.39	1-4	0	24.2	31	23	12	10
Tampa Bay	0.00	1-0	0	1.2	1	0	1	1	5.40	1-0	0	6.2	9	4	3	3
Texas	2.35	0-1	0	7.2	4	2	5	2	2.35	0-1	0	7.2	4	2	5	2
Toronto	21.00	0-1	0	3.0	7	7	2	2	21.00	0-1	0	3.0	7	7	2	2
Interleague	3.60	1-0	0	15.0	10	6	7	15	3.60	1-0	0	15.0	10	6	7	15
Chicago-NL	0.00	0-0	0	3.0	2	0	0	6	0.00	0-0	0	3.0	2	0	0	6
Milwaukee	3.00	1-0	0	6.0	3	2	4	3	3.00	1-0	0	6.0	3	2	4	3
Pittsburgh	6.00	0-0	0	6.0	5	4	3	6	6.00	0-0	0	6.0	5	4	3	6
Home	5.77	3-4	0	68.2	76	44	28	54	6.15	3-5	0	79.0	92	54	31	57
Road	4.95	4-4	0	60.0	61	33	24	31	5.47	5-5	0	72.1	76	44	29	35
Day	5.82	2-3	0	43.1	44	28	19	35	6.37	2-4	0	53.2	60	38	22	38
Night	5.17	5-5	0	85.1	93	49	33	50	5.53	6-6	0	97.2	108	60	38	54
Grass	5.07	7-7	0	119.0	126	67	46	77	5.59	8-9	0	141.2	157	88	54	84
Turf	9.31	0-1	0	9.2	11	10	6	8	9.31	0-1	0	9.2	11	10	6	8
Pre-ASG	4.91	1-5	0	84.1	84	46	33	59	4.91	1-5	0	84.1	84	46	33	59
Post-ASG	6.29	6-3	0	44.1	53	31	19	26	6.99	7-5	0	67.0	84	52	27	33
April	3.86	1-1	0	23.1	30	10	11	16	3.86	1-1	0	23.1	30	10	11	16
May	6.11	0-3	0	28.0	27	19	10	11	6.11	0-3	0	28.0	27	19	10	11
June	2.91	0-0	0	21.2	17	7	6	22	2.91	0-0	0	21.2	17	7	6	22
July	8.10	1-3	0	26.2	27	24	14	19	8.10	1-3	0	26.2	27	24	14	19
August	5.00	3-1	0	18.0	25	10	7	6	6.86	4-3	0	40.2	56	31	15	13
Sept./Oct.	5.73	2-0	0	11.0	11	7	4	11	5.73	2-0	0	11.0	11	7	4	11
Starter	5.54	4-7	0	113.2	120	70	46	79	6.15	5-9	0	79.0	92	54	31	57
Reliever	4.20	3-1	0	15.0	17	7	6	6	4.20	3-1	0	15.0	17	7	6	6

ROCKY BIDDLE'S CAREER PITCHING AT MAJOR LEAGUE PARKS

PARK	ERA	W	L	SV	OPP	G	GS	IP	H	R	ER	HR	TBB	SO
Edison Field	9.00	0	0	0	0	1	0	1.0	2	1	1	0	0	1
Camden Yards	5.14	1	0	0	0	1	1	7.0	6	4	4	1	2	2
Comiskey Park	6.15	3	5	0	1	18	13	79.0	92	61	54	12	31	57
Jacobs Field	7.71	1	1	0	0	3	2	9.1	13	9	8	2	4	7
Comerica Park	2.08	0	0	0	0	3	3	17.1	20	10	4	1	3	6
Kauffman Stadium	9.00	1	0	0	1	1	0	2.0	2	2	2	1	1	1
Metrodome	4.05	0	0	0	0	1	1	6.2	4	3	3	0	4	6
SAFECO Field	7.07	1	2	0	1	3	2	14.0	15	11	11	2	6	5
The Ballpark	3.00	0	1	0	0	1	1	6.0	4	2	2	0	3	2
SkyDome	21.00	0	1	0	0	1	1	3.0	7	7	7	1	2	2
Miller Park	3.00	1	0	0	0	1	1	6.0	3	2	2	1	4	3

Biddle's Career Game Bests

SO, Starter — 6 (five times, last 9/7/01 at Cle., 6.0 IP)
SO, Reliever — 1 (six times, last 8/23/01 at K.C., 2.0 IP)
BB, Starter — 2 (three times, last 7/20/01 vs. Bos., 7.0 IP)
BB, Reliever — 0 (8/19/01 vs. Oak., 3.0 IP)
Hits, Starter — 6 (twice, last 7/20/01 vs. Bos., 7.0 IP)
Hits, Reliever — 6 (8/19/01 vs. Oak., 3.0 IP)
IP, Starter — 7.0 (three times, last 7/20/01 vs. Bos.)
IP, Reliever — 3.0 (8/19/01 vs. Oak.)
Win Streak — 3 (8/23/01-current)

Biddle's Career Fielding — P

Year, Club	Pct.	G	PO	A	E	TC	DP
2000, Chi.	.800	4	1	3	1	5	0
2001, Chi.	.955	30	6	15	1	22	0
Totals	.926	34	7	18	2	27	0

White Sox Injuries In 2001

Player	Injury	When	Games Missed
Bill Simas, RHP	Shoulder	Offseason	162
Cal Eldred, RHP	Elbow	April 12	154
Antonio Osuna, RHP	Torn labrum	April 21	142
Jim Parque, LHP	Torn labrum	April 27	142
Frank Thomas, DH/1B	Right triceps	April 27	130
Lorenzo Barcelo, RHP	Shoulder	June 6	109
Kelly Wunsch, LHP	Left labrum	June 18	96
David Wells, LHP	Lower back strain	July 2	84
Harold Baines, DH	Left hip flexor muscle	June 15	75
Sandy Alomar Jr., C	Right knee surgery	September 27	33
James Baldwin, RHP	Shoulder	October 19, 2000	15
Rocky Biddle, RHP	Shoulder	September 21	15
Jose Valentin, INF	Right hamstring	June 9	15
Herbert Perry, 3B	Left Achilles tendon	June 7	13

MARK BUEHRLE

56

Given Name: Mark Anthony Buehrle
Position: Pitcher
Bats: Left **Throws:** Left
Height: 6-2 **Weight:** 200
Opening Day Age: 23
Born: March 23, 1979, St. Charles, Mo.
Resides: St. Charles, Mo.
First Pro Contract: White Sox.
Sox Acquisition: Selected in the 38th round, June 1998
 First-Year Player draft.
Major League Service: One year, 76 days.
Contract Status: Signed through 2002.



PLAYERS

■ **2001:** Went 16-8 with a 3.29 ERA in his first full major-league season ... became the first Sox pitcher to win 16 games since Alex Fernandez (16-10) in 1996 and the first lefty since Floyd Bannister (16-11) in 1987 ... ranked among the American League leaders in runners per 9.0 IP (2nd, 9.9), ERA (4th), opponents average (4th, .230), shutouts (T4th, 2), complete games (T5th, 4), fewest walks per 9.0 IP (T6th, 2.0) and IP (10th, 221.1) ... 3.29 ERA topped all AL southpaws and was the fifth-lowest by a Sox left-hander since 1980 ... also ranked among the AL leaders in on-base percentage allowed (2nd, .279), hits per 9.0 IP (3rd, 7.64), opponents average with runners in scoring position (3rd, .219), average with men on base (4th, .215), strikeout-to-walk ratio (8th, 2.63) and slugging percentage allowed (10th, .377) ... limited right-handers to a .230 average, 10th-best in the league ... lefties hit just .213 ... two shutouts were the most by a Sox pitcher since Fernandez in 1995 and most by a lefty since Jerry Reuss in 1988 ... after going 1-3 with a 5.01 ERA (28 ER/50.1 IP) over his first eight starts, was 15-5 with a 2.79 ERA (53 ER/171.0 IP) over his final 24 outings ... led the AL in ERA (2.99) as late as 9/8 before finishing fourth ... could have become the first Sox pitcher since Joel Horlen in 1967 to lead the league in ERA and only the second pitcher in history (Mark Fidrych in 1976) to win the title in his first full major-league season ... threw 24.2 consecutive scoreless IP from 5/26-6/7, the most by a Sox pitcher since Tommy John went 25.0 IP from 6/13-25/67 ... also threw 15.2 consecutive scoreless IP from 7/28-8/3 ... ERA was 3.29 before and after the break ... was 9-3 with a 3.15 ERA on the road and 7-5 with a 3.43 ERA at home ... 3.15 road ERA was fourth in the AL and nine road wins tied for sixth ... was fifth in the league with a 3.24 ERA at night and ninth with a 3.45 mark in the day ... led the Sox with 126 strikeouts ... 221.1 IP are a career high at any level ... recorded 20 quality starts ... Sox were 20-12 in his starts ... lasted at least 8.0 IP 10 times ... retired 10 or more straight batters eight times ... four wins in August were tied for third in the AL, and 2.62 ERA was fifth ... 2.08 ERA in June was second in the AL ... recorded back-to-back complete game wins on 8/3 vs. Tampa Bay and 8/8 at Anaheim, the first Sox pitcher to accomplish the feat since Alex Fernandez on 9/21-25/95 ... tossed a one-hit complete-game shutout on 8/3 vs. Tampa Bay, the first by a Sox pitcher since Fernandez on 5/4/92 vs. Milwaukee ... was perfect until the sixth inning and had a no-hitter until the seventh ... recorded first career complete-game shutout on 5/26 at Detroit ... twice won five straight decisions (5/26-6/18 and 7/28-8/24) ... did not walk a batter over 30.0 consecutive IP from 6/13-29 ... compiled a 2.63 ERA (4 ER/13.2 IP) in two starts vs. Seattle ... held the Mariners to one run on two hits over 8.0 IP in a no decision on 4/29 at Comiskey Park ... was 4-0 with a 2.17 ERA (7 ER/29.0 IP) in four starts vs. Kansas City ... made first Opening Day roster after going 1-0 with a 3.43 ERA (8 ER/21.0 IP) in spring training.

Mark Buehrle Among American League Pitchers

Category	No.	LHP	All AL
ERA	3.29	1st	4th
Wins	16	5th	11th
Innings Pitched	221.1	2nd	10th
Complete Games	4	2nd	T5th
Shutouts	2	T2nd	T4th
Opp. BA	.230	3rd	4th
Fewest BB per 9.0	2.0	T3rd	T6th
Road ERA	3.15	1st	4th
Night ERA	3.24	2nd	5th



Most Victories By Sox Pitchers (Since 1980)

Pitcher	No.	Year
LaMarr Hoyt	24	1983
Jack McDowell	22	1993
Rich Dotson		1983
Jack McDowell	20	1992
LaMarr Hoyt	19	1982
Alex Fernandez	18	1993
Britt Burns*		1985
Jack McDowell	17	1991
Mark Buehrle*	16	2001
Alex Fernandez		1996
Floyd Bannister*		1987
Tom Seaver		1985
Floyd Bannister*		1983

* Left-hander

MAJOR LEAGUE HIGHLIGHTS

■ **2000:** Made 28 appearances (three starts) in his rookie campaign ... became the Sox primary left-handed setup man after his contract was purchased from Class AA Birmingham on 7/16 ... was one of eight Sox pitchers to earn his first career win in 2000 and one of seven to make his major-league debut ... was 3-1 with a 3.53 ERA (14 ER/35.2 IP) as a reliever and 1-0 with a 5.74 ERA (10 ER/15.2 IP) as a starter ... was 0-2 in save situations ... posted three holds ... first batters faced were 6-25 (.240) ... allowed 12 of 23 inherited runners (52.2 percent) to score ... averaged 6.5 strikeouts (37 SO/51.1 IP) and 3.3 walks (17 BB) per 9.0 IP ... tied for seventh in the American League with four pickoffs ... went 2-1 with a 2.70 ERA (6 ER/20.0 IP) in August ... appeared in Game 2 of the ALDS vs. Seattle, throwing 0.1 scoreless IP ... after just 36 games in the minor leagues, including 16 above Class A, made major-league debut in relief on 7/16 vs. Milwaukee (1 ER/1.0 IP) ... won his first career start in his second outing on 7/19 at Minnesota, allowing two runs on six hits over 7.0 IP ... posted no decisions in starts on 7/24 vs. Kansas City (3 ER/5.0 IP)

and 7/29 at Anaheim (5 ER/3.2 IP) ... was moved to the bullpen following start at Anaheim ... was the winning pitcher in back-to-back games on 8/11-12 at Tampa Bay ... posted a 1.63 ERA (5 ER/27.2 IP) over 17 outings from 8/4-9/15 ... went 3.0 perfect IP on 8/29 at Oakland, combining with James Baldwin and Keith Foulke on a 3-0 shutout ... posted career relief highs with 4.2 scoreless IP and five strikeouts on 8/24 vs. Baltimore after tossing 3.0 scoreless IP with two strikeouts on 8/21 vs. Tampa Bay ... threw 3.1 perfect IP on 9/15 vs. Toronto.

MINOR LEAGUE HIGHLIGHTS

■ **2000:** Was named Southern League Pitcher of the Year at Class AA Birmingham despite making only 16 starts ... also was named a Second-Team Minor League All-Star as well as the No. 9 Prospect in the SL by *Baseball America* ... was tabbed by the same publication as having the Best Control in the Sox organization and the SL ... was named to the SL midseason and postseason and the Double-A All-Star Teams ... was the winning pitcher at the Future's Game as part of All-Star weekend ... finished second in the SL with a 2.28 ERA ... limited opponents to a .221 average ... posted a 4:1 strikeout-to-walk ratio (68 SO/17 BB) and issued just 1.3 walks per 9.0 IP ... at time of promotion to the Sox, was second in the SL in ERA (2.28), tied for third in wins (eight) and ranked fourth in IP (118.2) ... lasted 7.0 or more IP six times, 8.0 IP three times and 9.0 IP three times.

■ **1999:** Made pro debut at Class A Burlington, appearing in 20 games (14 starts) for the Midwest League champions ... agreed to terms with the Sox on 5/21 ... was named by *Baseball America* as the Best Non-Draft Sign in the organization (was a draft-and-follow from 1998) ... averaged 8.3 strikeouts (91 SO) and 1.5 walks (16 BB) per 9.0 IP ... posted a 5.7:1 strikeout-to-walk ratio ... went 3-0 with a 1.55 ERA (7 ER/40.2 IP) and 45 strikeouts over six starts from 7/10-8/7 ... earned MWL Pitcher of the Week honors for 8/1-7 ... struck out 11 in a complete-game, shutout victory on 8/2 at Cedar Rapids ... was recommended/signed by Nathan Durst and John Kazanas.

COMMUNITY INVOLVEMENT

■ Among his charitable activities in 2001, contributed to the White Sox Wives Group "Sox Appetit Cookbook" that raised money for Gilda's Club Chicago ... also attended White Sox Day at Taste of Chicago.

MISCELLANEOUS/PERSONAL

■ Single ... graduated from Jefferson (Mo.) Junior College ... posted a 16-4 record in two seasons ... was selected as a NJCAA Third-Team All-America ... was 8-4 with a 2.70 ERA with 100 strikeouts and 10 walks ... threw seven complete games ... was 8-0 with a 1.75 ERA his freshman season ... attended Francis Howell North High School in St. Charles, Mo. ... threw a combined no-hitter in high school.

YEAR	CLUB	W-L	PCT	ERA	G	GS	CG	SHO	SV	IP	H	R	ER	HR	HB	BB-I	SO	WP	BK
1999	Burlington	7-4	.636	4.10	20	14	1	1	3	98.2	105	49	45	8	5	16-1	91	3	6
2000	Birmingham	8-4	.667	2.28	16	16	1	1	0	118.2	95	37	30	8	10	17-0	68	1	0
	WHITE SOX	4-1	.800	4.21	28	3	0	0	0	51.1	55	27	24	5	3	19-1	37	0	0
2001	WHITE SOX	16-8	.667	3.29	32	32	4	2	0	221.1	188	89	81	24	8	48-2	126	1	5
MINOR TOTALS		15-8	.652	3.11	36	30	2	2	3	217.1	200	86	75	16	15	33-1	159	4	6
A.L. TOTALS		20-9	.690	3.47	60	35	4	2	0	272.2	243	116	105	29	11	67-3	163	1	5
M.L. TOTALS		20-9	.690	3.47	60	35	4	2	0	272.2	243	116	105	29	11	67-3	163	1	5

YEAR	CLUB	AVG	G	AB	R	H	TB	2B	3B	HR	RBI	SH	SF	HB	BB	SO	SB	CS	E
2001	WHITE SOX	.000	1	3	0	0	0	0	0	0	0	0	0	0	1	2	0	0	3
M.L. TOTALS		.000	1	3	0	0	0	0	0	0	0	0	0	0	1	2	0	0	4

— Selected by the White Sox in the 38th round of First-Year Player draft (6/98).

DIVISION SERIES RECORD

YEAR	CLUB	W-L	PCT	ERA	G	GS	CG	SHO	SV	IP	H	R	ER	HR	HB	BB-I	SO	WP	BK
2000	SOX vs. Sea.	0-0	.000	0.00	1	0	0	0	0	0.1	2	0	0	0	0	0-0	1	0	0

MARK BUEHRLE'S STATISTICAL BREAKDOWN

	2001									CAREER								
	ERA	W-L	SV	IP	H	ER	BB	SO		ERA	W-L	SV	IP	H	ER	BB	SO	
Anaheim	2.93	1-0	0	15.1	11	5	2	6		5.40	1-0	0	20.0	22	12	7	9	
Baltimore	4.26	0-1	0	12.2	15	6	2	9		2.95	0-1	0	18.1	18	6	5	14	
Boston	1.23	1-0	0	7.1	5	1	4	2		2.08	1-0	0	8.2	7	2	5	4	
Cleveland	7.16	0-2	0	16.1	18	13	5	14		6.62	1-2	0	17.2	19	13	5	14	
Detroit	2.42	4-2	0	44.2	29	12	9	24		2.53	4-2	0	46.1	32	13	9	25	
Kansas City	2.17	4-0	0	29.0	27	7	4	9		2.55	4-0	0	35.1	36	10	7	14	
Minnesota	3.93	1-1	0	18.1	23	8	5	16		4.23	2-1	0	27.2	34	13	6	23	
New York-AL	8.10	0-1	0	6.2	10	6	1	3		8.10	0-1	0	6.2	10	6	1	3	
Oakland	3.86	0-1	0	18.2	10	8	10	10		2.92	0-1	0	24.2	11	8	10	13	
Seattle	2.63	0-0	0	13.2	9	4	4	13		2.30	0-1	0	15.2	10	4	7	13	
Tampa Bay	2.30	2-0	0	15.2	9	4	1	6		2.91	4-0	0	21.2	16	7	2	10	
Texas	5.14	1-0	0	7.0	8	4	1	2		6.52	1-0	0	9.2	12	7	2	4	
Toronto	—	—	—	—	—	—	—	—		0.00	0-0	0	3.1	0	0	0	4	
Interleague	1.69	2-0	0	16.0	14	3	0	12		2.12	2-0	0	17.0	16	4	1	13	
Chicago-NL	2.25	1-0	0	8.0	9	2	0	8		2.25	1-0	0	8.0	9	2	0	8	
Cincinnati	1.13	1-0	0	8.0	5	1	0	4		1.13	1-0	0	8.0	5	1	0	4	
Milwaukee	—	—	—	—	—	—	—	—		9.00	0-0	0	1.0	2	1	1	1	
Home	3.43	7-5	0	112.2	92	43	26	63		3.38	7-6	0	141.1	115	53	41	88	
Road	3.15	9-3	0	108.2	96	38	22	63		3.56	13-3	0	131.1	128	52	26	75	
Day	3.45	3-1	0	60.0	50	23	10	46		3.93	4-1	0	75.2	68	33	18	61	
Night	3.24	13-7	0	161.1	138	58	38	80		3.29	16-8	0	197.0	175	72	49	102	
Grass	3.15	14-7	0	203.0	164	71	44	112		3.32	15-8	0	243.2	207	90	62	142	
Turf	4.91	2-1	0	18.1	24	10	4	14		4.66	5-1	0	29.0	36	15	5	21	
Pre-ASG	3.29	6-4	0	109.1	89	40	25	74		3.29	6-4	0	109.1	89	40	25	74	
Post ASG	3.29	10-4	0	112.0	99	41	23	52		3.58	14-5	0	163.1	154	65	42	89	
April	5.52	1-3	0	31.0	27	19	12	25		5.52	1-3	0	31.0	27	19	12	25	
May	2.86	1-0	0	28.1	20	9	5	21		2.86	1-0	0	28.1	20	9	5	21	
June	2.08	4-1	0	43.1	35	10	6	23		2.08	4-1	0	43.1	35	10	6	23	
July	2.88	2-2	0	34.1	31	11	10	25		3.88	3-2	0	51.0	57	22	18	38	
August	2.62	4-1	0	44.2	30	13	8	14		2.64	6-2	0	64.2	46	19	15	26	
Sept.-Oct.	4.31	4-1	0	39.2	45	19	7	18		4.31	5-1	0	54.1	58	26	11	30	
Starter	3.29	16-8	0	221.1	188	81	48	126		3.46	17-8	0	237.0	212	91	55	138	
Reliever	—	—	—	—	—	—	—	—		3.53	3-1	0	35.2	31	14	12	25	

MARK BUEHRLE'S CAREER PITCHING AT MAJOR LEAGUE PARKS

PARK	ERA	W	L	SV	OPP	G	GS	IP	H	R	ER	HR	TBB	SO
Edison Field	4.26	1	0	0	0	2	2	12.2	13	6	6	3	4	4
Camden Yards	4.05	0	0	0	0	2	1	6.2	10	3	3	0	0	6
Fenway Park	1.23	1	0	0	0	1	1	7.1	5	1	1	0	4	2
Comiskey Park	3.38	7	6	0	1	32	17	141.1	115	61	53	15	41	88
Jacobs Field	6.17	1	1	0	0	3	2	11.2	13	8	8	3	3	9
Comerica Park	2.55	2	1	0	0	4	3	24.2	17	8	7	3	3	11
Kauffman Stadium	1.29	2	0	0	0	2	2	14.0	10	2	2	1	4	3
Metrodome	4.71	2	1	0	1	5	3	21.0	27	13	11	1	4	18
Network Coliseum	1.59	0	0	0	0	3	1	11.1	4	2	2	0	0	6
SAFECO Field	4.76	0	0	0	0	1	1	5.2	7	3	3	1	3	5
Tropicana Field	4.50	3	0	0	0	3	1	8.0	9	4	4	1	1	3
The Ballpark	81.00	0	0	0	0	1	0	0.1	4	3	3	0	0	0
Wrigley Field	2.25	1	0	0	0	1	1	8.0	9	2	2	1	0	8

Buehrle's Career Game Bests

SO — 8 (twice, last 7/31/01 at Cubs, 8.0 IP)
 BB — 0 (8/3/01 vs. T.B., 9.0 IP)
 Hits — 1 (8/3/01 vs. T.B., 9.0 IP)
 IP — 9.0 (three times, last 8/8/01 at Ana.)
 CG — 4 career (last, 8/30/01 at Det.)
 SHO — 2 career (last, 8/3/01 vs. T.B.)
 Win Streak — 5 (twice, last 7/28-8/24/01)

Buehrle's Career Fielding — P

Year, Club	Pct.	G	PO	A	E	TC	DP
2000, Chi.	.909	28	1	9	1	11	2
2001, Chi.	.952	32	11	49	3	63	5
Totals	.946	60	12	58	4	74	7



ROYCE CLAYTON

10

Given Name: Royce Spencer Clayton

Position: Shortstop

Bats: Right

Throws: Right

Height: 6-0

Weight: 185

Opening Day Age: 32

Born: January 2, 1970, Burbank, Calif.

Resides: Scottsdale, Ariz.

First Pro Contract: San Francisco Giants, selected in the first round (15th overall), June 1988 free agent draft.

Sox Acquisition: Obtained from the Texas Rangers in exchange for pitchers Aaron Myette and Brian Schmack, December 14, 2000.

Major League Service: Nine years, 141 days.

Contract Status: Signed through 2002.



PLAYERS

■ **2001:** Compiled a career-best .988 (7 E/570 TC) fielding percentage, breaking the White Sox record for shortstops of .983 set by Ron Hansen in 1963 ... his .988 percentage was second among American League shortstops behind Cleveland's Omar Vizquel (.989) ... did not commit an error in his final 30 games ... his throwing error on 8/18 vs. Oakland snapped a career-long errorless streak of 51 games ... ranked third among AL shortstops with an average of 2.96 assists per 9.0 IP ... his 60 RBI were the third-highest total of his career ... tied for fifth in the AL with nine sacrifice bunts ... batted a team-best .323 after the All-Star Break compared to .198 before the break ... average fell to .099 during game on 5/23 at Toronto, but he rebounded to hit .310 (104-335) over his final 110 games ... raised his average above .200 for the first time on 7/18 vs. Cleveland ... average peaked at .270 following a 2-3 outing on 10/1 at New York but fell to season-ending .263 when he went 1-15 over his final four games ... hit .317 at home and .209 on the road ... hit safely in 11 straight games from 8/28-9/8, one short of his career high ... led the league with a career monthly best .392 average in September ... batted career-low .104 (5-48) in May ... batted .342 with 19 RBI in August ... all three of his four-RBI efforts came vs. Kansas City (last on 9/29 at Kauffman Stadium) ... hit .312 (64-205) with 39 RBI in 63 games vs. the AL Central and .219 (50-228) with 21 RBI in 72 games vs. all other opponents ... batted .400 with two home runs and 16 RBI vs. Kansas City and .349 with 13 RBI vs. Cleveland ... hit first home run in a Sox uniform on 6/19 vs. Kansas City, snapping a streak of 115 games without a homer.

MAJOR LEAGUE HIGHLIGHTS

■ Owns a career .971 fielding percentage (177 E/6,151 TC) ... has compiled his two best career fielding percentages over the past two seasons: a .977 mark in 2000 and .988 in 2001 ... needs one RBI for 500, 21 home runs for 100 and 18 stolen bases for 200 ... was named to the National League All-Star Team in 1997 while with St. Louis ... has 14 games of postseason experience, batting .239 (11-46) ... has reached the postseason three of the past six seasons.

■ **2000:** Compiled a then career-best .977 fielding percentage (16 E/692 TC), fifth-best in the American League, in 144 games at shortstop with Texas ... led AL shortstops in putouts (265) and was fifth in total chances ... did not commit an error over his final 25 games ... tied his career best with 14 home runs despite ending the season with a 68-game drought ... led the Rangers and tied for fourth in the AL with 12 sacrifice hits ... also topped the club in stolen bases (11) and strikeouts (92), ranked second in games played (148) and triples (five) and was third in at-bats (513) and runs scored (70) ... his .242 average was a drop of 46 points from 1999 ... batted .164 (10-61) over his first 15 games ... average was at .256 on 8/5 before hitting .209 (33-158) over his final 47 contests ... collected 14 homers and 39 RBI in his first 80 games but had no home runs and 15 RBI in his final 68 ... last home run came on 7/14 vs. Arizona ... hit .196 (21-107) vs. left-handers, down from .309 in 1999 ... opened the season as the leadoff hitter, batting .202 (22-109) before being moved down in the order ... hit .222 (28-126) with runners in scoring position ... recorded his first career multihomer game on 4/7 vs. Toronto ... hit his first career grand slam

Best Defensive Seasons By White Sox Shortstops

Player, Year	E	Pct.
Royce Clayton, 2001	7	.988
Ron Hansen, 1963	13	.983
Ozzie Guillen, 1996	11	.981
Bucky Dent, 1975	16	.981
Ozzie Guillen, 1985	12	.980

Fielding Leaders Among AL Shortstops In 2001

Player, Club	E	Pct.
Omar Vizquel, CLE	7	.989
Royce Clayton, SOX	7	.988
Alex Gonzalez, TOR	10	.987
Carlos Guillen, SEA	10	.980
Alex Rodriguez, TEX	18	.976

on 5/12 at Anaheim ... compiled a career-high 12-game hitting streak from 7/24-8/5 ... homered three times in four games from 5/12-15 ... collected four hits on 4/23 vs. Minnesota ... was the Rangers nominee for the 2000 Roberto Clemente Award.

■ **1999:** His .288 average was the highest for a Texas shortstop since Scott Fletcher hit .300 in 1986, and his 14 home runs were the most by a Rangers shortstop since Kevin Elster hit 24 in 1996 ... batted .245 (51-208) in the first half but rebounded to hit .323 (83-257) after the break ... his 25 errors led American League shortstops and his .961 fielding percentage was the lowest of his career ... ranked fifth among AL shortstops in assists (406), tied for fifth in total chances (635) and was sixth in double plays (91) ... recorded his 1,000th career hit with a single on 9/29 vs. Seattle ... was 14-30 (.467) over his final nine games ... hit his career-high 10th home run on 9/19 vs. Tampa Bay ... suffered a muscle strain in the back of his throwing shoulder on 4/7 vs. Detroit ... missed four games before returning and then re-aggravated the injury on 4/30 ... was on the disabled list from 5/1-21 ... missed five more games after hurting the shoulder again on 5/28, but started 91 of the Rangers final 95 games after 6/4, including 50 straight from 8/10-10/2 ... was ejected on 6/27 at Seattle ... played in all three games of the ALDS vs. New York, going 0-10 to extend his postseason hitless streak to 12 at-bats.

■ **1998:** Combined to hit .251 (136-541) in 144 games with St. Louis and Texas ... set career highs in runs scored (89) and walks (53) and stole 20-plus bases for the fifth straight season ... averaged 4.91 chances per 9.0 IP, fifth among major-league shortstops ... was traded to the Rangers on 7/31 with Todd Stottlemyre in return for Mark Little, Darren Oliver and Fernando Tatis ... at the time of the trade, led the Cardinals and ranked sixth in the National League with 19 stolen bases ... posted fielding percentages of .970 in 89 games with the Cardinals and .972 in 52 games with the Rangers ... started 52 of the Rangers final 54 games ... hit .345 (20-58) with two home runs and 10 RBI over final 18 games of season ... was 2-9 (.222) vs. New York in the ALDS.

■ **1997:** Made first All-Star Team, going 0-1 in the game on 7/8 at Cleveland ... ranked ninth in the NL with a career-best 39 doubles ... 53 extra-base hits were a career best ... topped NL shortstops in total chances (699) ... finished second on the club in steals (30) and infield hits (21) ... collected career-high five hits on 6/3 vs. Colorado ... hit leadoff home runs on 4/11 vs. Houston and 7/26 vs. Florida ... batted .338 in September.

■ **1996:** Ranked 12th in the NL with a career-high 33 stolen bases in his first season with St. Louis ... ranked fourth among NL shortstops with a .972 fielding percentage ... led the Cardinals in infield (25) and bunt (nine) hits ... hit safely in 25 straight starts from 6/11-7/24, including a 10-game hitting streak from 7/7-24 ... hit safely in all seven of his postseason games, two in the NLDS vs. San Diego and five in the NLCS vs. Atlanta ... combined for a postseason .346 (9-25) average and .433 on-base percentage.

■ **1995:** Set then career bests for runs scored (56), doubles (29) and stolen bases (24) in final year with the Giants ... ranked second among NL shortstops in doubles plays (93) and was sixth in fielding percentage (.969) ... went 30 games without an error from 8/11-9/14 ... tied club record with three doubles on 6/18 at St. Louis.

■ **1994:** Ranked sixth in the NL in triples (six) and stolen bases (23) ... was fourth among league shortstops in fielding percentage (.973) and fifth in double plays (66) ... committed nine errors in his final 87 games ... was successful on his first 12 steal attempts.

■ **1993:** Started career-high 152 games in first full major-league season ... his 70 RBI tied San Francisco's club mark for shortstops, and his .282 average led all major-league shortstops ... led NL shortstops in double plays (103) ... went 35 games without an error from 5/18-6/27 ... drove in career-high five runs on 5/5 at Philadelphia ... compiled a pair of 11-game hitting streaks.

■ **1992:** Became third rookie in Giants history to become the Opening Day shortstop ... his five triples in spring training led the major leagues ... hit first career home run on 5/8 at Montreal ... was optioned to Class AAA Phoenix on 6/20 and recalled on 8/19 ... had nine hits in first 18 at-bats following the recall.

■ **1991:** Contract was purchased by San Francisco on 9/20 ... made his major-league debut and collected his first hit (a single) that night at San Diego ... started eight of the Giants final 10 games at shortstop.

A Tale Of Two Halves

After hitting just .198 (41-207) in the first half, lowest among American League regulars, Royce Clayton rebounded to lead the White Sox with a .323 (73-226) average after the All-Star Break. Clayton significantly improved his second-half numbers in every offensive category, including on-base percentage (.242 to .379) and slugging percentage (.290 to .487). Clayton by half in 2001:

Half	AVG	G	AB	R	H	TB	2B	3B	HR	RBI	BB	SO	OBP	SLG
First	.198	64	207	20	41	60	6	2	3	25	11	28	.242	.290
Second	.323	71	226	42	73	110	15	2	6	35	22	44	.379	.487

MINOR LEAGUE HIGHLIGHTS

- **1999:** Appeared in two games at Class AAA Oklahoma as part of an injury rehabilitation assignment.
- **1992:** Played in 48 games with Class AAA Phoenix after being optioned by San Francisco on 6/20 ... was recalled by the Giants on 8/19.
- **1991:** Was named the Top Prospect in the minor leagues by *The Sporting News* at Class AA Shreveport ... was named to *Baseball America's* Class AA All-Star Team and to the Texas League All-Star Team ... ranked second among Giants minor leaguers in runs scored (84) and at-bats (485) ... was the National League starting shortstop in the Class AA All-Star Game ... turned a TL-best 80 double plays ... his contract was purchased by the Giants on 9/20.
- **1990:** Set pro career highs with 10 triples, 71 RBI and 68 walks at Class A San Jose ... was named to the California League All-Star Team ... led CL shortstops in putouts (202).
- **1989:** Spent majority of season at Class A Clinton before being promoted to San Jose in August.
- **1988:** Made pro debut at Advanced Rookie Everett ... was fourth among Northwest League shortstops in assists (166) and was fifth in putouts (75) ... was signed by George Genovese.

Monthly Bests	
AVG392 9/01
HR	6 9/99
RBI	21 twice, last 5/95

COMMUNITY INVOLVEMENT

- Among his charitable activities in 2001, hosted the fifth annual Royce Clayton Celebrity Golf Classic in Phoenix to raise money for The Sickle Cell Association of America ... served meals to local children through the Greater Chicago Food Depository, visited patients at Children's Memorial Hospital and participated in pre-game activities on Sickle Cell Awareness Night at Comiskey Park ... also welcomed the Jackie Robinson Foundation and its Chicago Scholarship Selection Committee and Chicago-area scholars to Comiskey Park ... was the recipient of the 1999 Texas Rangers Jim Sundberg Community Achievement Award ... was the Rangers nominee in 1999 and 2000 for the Roberto Clemente Man of the Year Award ... donated \$100,000 to the Jackie Robinson Foundation to endow a scholarship, the first active major league player to do so ... started Royce's Rangers, a program in the Arlington (Texas) junior high schools where winning essays earned prizes and savings bonds ... also donated \$60,000 toward the construction of a youth baseball park in Lancaster, Texas, which was completed in the summer of 2000 ... founded the Royce Clayton Family Foundation in 1997 and has been involved in raising funds for The Sickle Cell Disease Association of America.

MISCELLANEOUS/PERSONAL

- Married Samantha Davies ... wife is a sprinter from the United Kingdom who participated in the 200 Meters at the 2000 Summer Olympics in Sydney, Australia ... is president/CEO of Isaac Charles AMERU, a high-end American/European fashion line ... graduated in 1988 from St. Bernard High School in Playa del Rey, Calif., where he played baseball and basketball ... worked for ESPN as an analyst during the 1999 World Series ... made a cameo appearance on the television show, *Martial Law*.

YEAR	CLUB	AVG	G	AB	R	H	TB	2B	3B	HR	RBI	SH	SF	HB	BB	SO	SB	CS	E
1988	Everett	.259	60	212	35	55	88	4	0	3	29	1	2	3	27	54	10	4	35
1989	Clinton	.236	104	385	39	91	110	13	3	0	24	4	5	4	39	101	28	16	31
	San Jose	.120	28	92	5	11	13	2	0	0	4	0	0	1	13	27	10	1	8
1990	San Jose	.267	123	460	80	123	179	15	10	7	71	0	4	4	68	98	33	15	37
1991	Shreveport	.280	126	485	84	136	189	22	8	5	68	3	5	3	61	104	36	10	29
	SAN FRANCISCO	.115	9	26	0	3	4	1	0	0	2	0	0	0	1	6	0	0	3
1992	SAN FRANCISCO	.224	98	321	31	72	99	7	4	4	24	3	2	0	26	63	8	4	11
	Phoenix	.240	48	192	30	46	65	6	2	3	18	2	1	0	17	25	15	6	7
1993	SAN FRANCISCO	.282	153	549	54	155	204	21	5	6	70	8	7	5	38	91	11	10	27
1994	SAN FRANCISCO	.236	108	385	38	91	126	14	6	3	30	3	2	3	30	74	23	3	14
1995	SAN FRANCISCO	.244	138	509	56	124	174	29	3	5	58	4	3	3	38	109	24	9	20
1996	ST. LOUIS	.277	129	491	64	136	182	20	4	6	35	2	4	1	33	89	33	15	15
1997	ST. LOUIS	.266	154	576	75	153	229	39	5	9	61	2	5	3	33	109	30	10	19
1998	ST. LOUIS	.234	90	355	59	83	116	19	1	4	29	3	2	2	40	51	19	6	13
	TEXAS	.285	52	186	30	53	82	12	1	5	24	3	3	1	13	32	5	5	7
1999	TEXAS	.288	133	465	69	134	207	21	5	14	52	9	3	4	39	100	8	6	25
	Oklahoma	.143	2	7	1	1	1	0	0	0	1	0	0	0	3	3	0	0	0
2000	TEXAS	.242	148	513	70	124	197	21	5	14	54	12	3	2	42	92	11	7	16
2001	WHITE SOX	.263	135	433	62	114	170	21	4	9	60	9	7	3	33	72	10	7	7
MINORTOTALS		.253	491	1833	274	463	625	62	23	18	215	10	17	15	226	412	132	52	147
A.L. TOTALS		.266	468	1597	231	425	656	75	15	42	190	33	16	10	127	296	34	25	55
N.L. TOTALS		.254	879	3212	377	817	1134	150	28	37	309	25	25	17	239	592	148	57	122
M.L. TOTALS		.258	1347	4809	608	1242	1790	225	43	79	499	58	41	27	366	888	182	82	177

- Selected by San Francisco in the first round (15th overall) of the free agent draft (6/88).
- Traded by San Francisco with Chris Wimmer to St. Louis in exchange for Doug Creek, Rich DeLucia and Allen Watson (12/14/95).
- On St. Louis disabled list with muscle strain in right shoulder (6/24-7/9/98).
- Traded by St. Louis with Todd Stottlemire to Texas in exchange for Mark Little, Darren Oliver and Fernando Tatis (7/31/98).
- On Texas disabled list (5/1-21/99); included rehabilitation assignment to Class AAA Oklahoma (5/18-21).
- Traded by Texas to the White Sox in exchange for Aaron Myette and Brian Schmack (12/14/00).

DIVISION SERIES RECORD

YEAR	CLUB	AVG	G	AB	R	H	TB	2B	3B	HR	RBI	SH	SF	HB	BB	SO	SB	CS	E
1996	St. L. vs. S.D.	.333	2	6	1	2	2	0	0	0	0	0	0	0	3	1	0	0	0
1998	Texas vs. N.Y.	.222	3	9	0	2	2	0	0	0	0	0	0	0	0	4	0	0	1
1999	Texas vs. N.Y.	.000	3	10	0	0	0	0	0	0	0	0	0	0	0	1	0	0	0
TOTALS		.160	8	25	1	4	4	0	0	0	0	0	0	0	3	6	0	0	1

LEAGUE CHAMPIONSHIP SERIES RECORD

YEAR	CLUB	AVG	G	AB	R	H	TB	2B	3B	HR	RBI	SH	SF	HB	BB	SO	SB	CS	E
1996	St. L. vs. Atl.	.350	5	20	4	7	7	0	0	0	1	0	0	0	1	4	1	1	2

ALL-STAR GAME RECORD

YEAR	CLUB, SITE	AVG	G	AB	R	H	TB	2B	3B	HR	RBI	SH	SF	HB	BB	SO	SB	CS	E
1997	N.L., Cleveland	.000	1	1	0	0	0	0	0	0	0	0	0	0	0	1	0	0	0

ROYCE CLAYTON'S CAREER BATTING AT MAJOR LEAGUE PARKS

PARK	AVG	G	AB	R	H	2B	3B	HR	RBI	SB	CS	BB	SO	OBP	SLG
Edison Field	.313	19	67	12	21	4	0	4	14	0	3	7	5	.378	.552
Camden Yards	.297	18	64	7	19	2	1	2	8	1	1	4	12	.343	.453
Fenway Park	.229	10	35	5	8	2	0	1	2	1	0	1	9	.250	.371
Comiskey Park	.327	81	263	44	86	10	2	8	45	7	4	20	42	.376	.471
Jacobs Field	.241	22	83	10	20	5	0	2	9	1	3	4	16	.270	.373
Comerica Park	.278	11	36	9	10	2	1	0	1	0	0	2	7	.316	.389
Tiger Stadium	.227	7	22	5	5	2	0	1	4	0	1	6	6	.387	.455
Kauffman Stadium	.262	18	65	5	17	2	0	0	8	1	0	6	12	.319	.292
Metrodome	.125	19	64	6	8	2	1	1	4	0	0	4	13	.174	.234
Yankee Stadium	.219	19	64	9	14	4	1	1	4	2	1	1	11	.231	.359
Network Coliseum	.204	15	49	2	10	3	0	0	1	1	0	3	10	.250	.265
SAFECO Field	.182	10	33	4	6	2	1	0	0	2	1	3	3	.270	.303
The Kingdome	.257	9	35	7	9	3	0	0	3	3	0	2	4	.297	.343
Tropicana Field	.279	17	68	7	19	3	0	2	8	1	2	2	14	.296	.412
The Ballpark	.273	163	556	87	152	25	6	16	67	12	9	50	106	.337	.426
SkyDome	.261	7	23	2	6	1	0	0	4	0	0	5	6	.393	.304
Bank One Ballpark	.308	9	26	9	8	2	0	3	6	3	1	6	9	.438	.731
Fulton County	.260	26	96	12	25	3	2	2	9	7	1	9	21	.315	.396
Turner Field	.217	6	23	0	5	1	0	0	0	2	0	0	4	.217	.261
Wrigley Field	.247	39	158	15	39	1	0	1	13	11	5	10	27	.296	.272
Cinergy Field	.317	27	104	20	33	5	1	1	8	7	2	11	26	.388	.413
Coors Field	.253	26	99	14	25	6	2	1	6	5	2	6	10	.299	.384
Mile High Stadium	.241	8	29	6	7	2	1	0	4	1	0	6	3	.351	.379
Pro Player Stadium	.309	19	68	11	21	6	0	0	5	4	0	5	15	.360	.397
Astrodome	.187	39	150	7	28	7	0	1	10	4	4	4	27	.208	.253
Dodger Stadium	.203	37	138	11	28	6	2	1	9	4	1	6	31	.236	.297
Miller Park	.300	3	10	1	3	1	1	0	2	0	0	1	2	.364	.600
County Stadium	.143	3	7	0	1	0	0	0	0	0	1	0	4	.143	.143
Olympic Stadium	.220	34	127	14	28	4	2	1	11	6	1	11	18	.263	.307
Shea Stadium	.285	30	123	14	35	6	3	2	14	4	5	5	21	.318	.431
Veterans Stadium	.278	37	133	16	37	9	1	1	26	6	3	17	36	.359	.383
Three Rivers Stadium	.272	28	92	10	25	3	1	1	8	7	2	1	16	.281	.359
Busch Stadium	.258	212	759	110	196	45	1	12	66	36	14	66	131	.319	.368
Qualcomm Stadium	.270	38	148	20	40	4	4	3	21	6	1	8	29	.312	.412
3 Corn Park	.251	275	967	94	243	41	9	11	96	35	14	73	180	.304	.346
Pacific Bell	.273	3	11	3	3	1	0	0	3	1	0	1	1	.333	.364
Aloha Stadium	.143	3	14	0	2	0	0	0	0	0	0	0	1	.143	.143

ROYCE CLAYTON'S STATISTICAL BREAKDOWN

PLAYERS

	2001								CAREER							
	AVG	G	AB	H	HR	RBI	BB	SO	AVG	G	AB	H	HR	RBI	BB	SO
Anaheim	.208	7	24	5	0	1	1	0	.294	30	102	30	4	17	12	13
Baltimore	.375	7	24	9	1	4	1	2	.286	28	98	28	3	13	6	17
Boston	.368	5	19	7	2	4	2	6	.228	26	92	21	2	6	8	21
Chicago-AL	—	—	—	—	—	—	—	—	.330	27	103	34	3	15	6	15
Cleveland	.349	19	63	22	1	13	4	10	.289	42	142	41	3	21	8	27
Detroit	.333	13	42	14	1	6	2	4	.300	41	140	42	2	15	13	25
Kansas City	.400	16	50	20	2	16	7	9	.320	35	125	40	3	20	11	26
Minnesota	.160	15	50	8	1	4	4	13	.212	45	151	32	2	11	9	25
New York-AL	.235	6	17	4	0	1	1	4	.221	37	122	27	1	6	6	22
Oakland	.208	7	24	5	0	2	0	4	.250	31	108	27	1	10	8	22
Seattle	.000	5	16	0	0	1	1	2	.257	33	113	29	3	11	7	16
Tampa Bay	.211	7	19	4	0	0	4	8	.269	30	108	29	6	17	7	22
Texas	.105	7	19	2	1	1	3	2	.105	7	19	2	1	1	3	2
Toronto	.200	3	10	2	0	2	1	3	.250	20	68	17	2	11	10	16
Interleague	.214	18	56	12	0	5	2	5	.242	69	227	55	6	26	14	53
Arizona	—	—	—	—	—	—	—	—	.185	21	65	12	4	9	13	16
Atlanta	—	—	—	—	—	—	—	—	.230	59	213	49	2	11	14	46
Chicago-NL	.133	6	15	2	0	0	0	3	.272	70	257	70	3	23	18	39
Cincinnati	.200	3	10	2	0	0	0	0	.300	63	230	69	4	25	19	53
Colorado	—	—	—	—	—	—	—	—	.296	67	240	71	5	25	25	27
Florida	—	—	—	—	—	—	—	—	.305	48	164	50	3	17	15	31
Houston	—	—	—	—	—	—	—	—	.202	78	292	59	3	23	13	50
Los Angeles	—	—	—	—	—	—	—	—	.218	85	317	69	3	19	20	70
Milwaukee	.300	3	10	3	0	2	1	2	.256	11	39	10	0	3	2	9
Montreal	—	—	—	—	—	—	—	—	.218	62	229	50	1	21	21	32
New York-NL	—	—	—	—	—	—	—	—	.254	65	248	63	4	24	10	37
Philadelphia	—	—	—	—	—	—	—	—	.291	67	237	69	3	45	29	63
Pittsburgh	.400	3	10	4	0	3	1	0	.314	63	210	66	5	22	13	32
St. Louis	.091	3	11	1	0	0	0	0	.239	40	142	34	0	11	7	29
San Diego	—	—	—	—	—	—	—	—	.235	77	289	68	3	31	20	57
San Francisco	—	—	—	—	—	—	—	—	.233	39	146	34	0	16	13	28
Home	.317	69	218	69	6	37	18	36	.267	679	2355	628	45	258	197	421
Road	.209	66	215	45	3	23	15	36	.250	668	2454	614	34	241	169	467
Day	.248	45	141	35	1	23	12	24	.256	483	1705	437	22	186	132	311
Night	.271	90	292	79	8	37	21	48	.259	864	3104	805	57	313	234	577
vs. Left	.333	—	102	34	2	12	13	19	.262	—	1183	310	27	123	103	237
vs. Right	.242	—	331	80	7	48	20	53	.257	—	3626	932	52	376	263	651
Grass	.277	124	393	109	8	57	31	60	.262	1108	3931	1030	71	414	306	709
Turf	.125	11	40	5	1	3	2	12	.241	239	878	212	8	85	60	179
Pre-ASG	.188	64	207	41	3	25	11	28	.250	726	2598	650	42	282	204	476
Post ASG	.323	71	226	73	6	35	22	44	.268	621	2211	592	37	217	162	412
March/April	.125	17	56	7	0	8	3	12	.231	209	759	175	8	71	68	134
May	.104	17	48	5	0	2	4	5	.247	227	811	200	14	100	58	134
June	.263	23	80	21	3	10	1	7	.259	232	817	212	17	82	61	161
July	.342	25	79	27	2	12	7	17	.264	211	789	208	12	80	56	153
August	.282	25	78	22	3	8	9	12	.265	230	819	217	13	74	58	148
Sept./Oct.	.348	28	92	32	1	20	9	19	.283	238	814	230	15	92	65	156
As PH	.000	—	1	0	0	0	0	1	.200	—	20	4	0	2	7	8
As DH	—	—	—	—	—	—	—	—	—	—	—	—	—	—	—	—

Clayton's Career Game Bests

- Hits — 5 (6/3/97 vs. Col.)
- HR — 2 (4/7/00 vs. Tor.)
- GS — 1 (5/12/00 at Ana.)
- RBI — 5 (5/5/93 at Phi.)
- SB — 3 (4/3/98 vs. S.D.)
- Hitting Streak — 12 (7/24-8/5/00)

Clayton's Career Grand Slams

No.	Date	Opp.	Inn.	Pitcher
1	5/12/00	at Ana.	6th	Scott Schoeneweis

Clayton's Career Fielding — SS

Year	Club	Pct.	G	PO	A	E	TC	DP
1991	S.F.	.880	8	16	6	3	25	1
1992	S.F.	.973	94	141	257	11	409	51
1993	S.F.	.963	153	251	449	27	727	103
1994	S.F.	.973	108	177	330	14	521	66
1995	S.F.	.969	136	223	411	20	654	93
1996	St. L.	.972	113	171	347	15	533	68
1997	St. L.	.973	153	228	452	19	699	93
1998	St. L.	.970	89	140	286	13	439	53
	Tex.	.972	52	88	152	7	247	26
1999	Tex.	.961	133	204	406	25	635	91
2000	Tex.	.977	148	265	411	16	692	94
2001	Chi.	.988	133	196	367	7	570	74
Totals		.971	1320	2100	3874	177	6151	813

JOE CREDE

24



Given Name: Joseph Crede
Position: Third Baseman
Bats: Right **Throws:** Right
Height: 6-2 **Weight:** 195
Opening Day Age: 23
Born: April 26, 1978, Jefferson City, Mo.
Resides: Westphalia, Mo.
First Pro Contract: White Sox.
Sox Acquisition: Selected in the fifth round, June 1996 free agent draft.
Major League Service: 62 days.
Contract Status: Signed through 2002.

PLAYERS

■ **2001:** Was named by *Baseball America* as the No. 5 Prospect in the White Sox organization in a preseason poll ... batted .220 with seven RBI in two stints with the White Sox from 6/8-20 and 9/3-10/7 ... made 13 starts at third base and appeared as a pinch hitter four times ... did not commit an error in 35 chances ... hit .300 (6-20) with four RBI in seven games following his recall from Class AAA Charlotte on 9/3 ... was 4-7 (.571) with five RBI with two outs and runners in scoring position ... hit .167 (5-30) with three RBI in 10 games in first stint with the White Sox from 6/8-20 ... collected his first career triple on 6/17 at St. Louis ... spent most of the season at Charlotte, where he was selected by *Baseball America* as the Best Defensive Third Baseman in the International League ... batted .276 (128-463) with 34 doubles, 17 home runs and 65 RBI in 124 games with the Knights ... was named to the midseason International League All-Star Team but did not appear in game after he was recalled by the Sox ... ranked among the IL leaders in doubles (T3rd) and extra-base hits (5th, 52) ... collected four doubles on 5/10 vs. Indianapolis, the most by an IL player since Timo Perez on 7/28/00 ... compiled two 12-game hitting streaks from 5/29-6/26 and 7/8-23.

MAJOR LEAGUE HIGHLIGHTS

■ **2000:** Was recalled by the White Sox on 9/11 ... made his major-league debut on 9/12 vs. Detroit ... collected first hit (single) on 9/17 vs. Toronto and his first RBI on 9/29 vs. Kansas City ... played for Phoenix in the Arizona Fall League, batting .293 (34-116) with one home run and 11 RBI.

MINOR LEAGUE HIGHLIGHTS

■ **2000:** Was named Most Valuable Player of the Southern League at Class AA Birmingham, the second time in three seasons he has won his league honor (Carolina League in 1998) ... led the SL in hits (163), ranked second in RBI (94), third in average (.306), home runs (21), extra-base hits (56) and runs scored (84), tied for third in doubles (35) and was fourth in slugging percentage (.490) ... it was the second time in three seasons he has finished in the top three in each of his league's Triple Crown categories ... among postseason honors he received from *Baseball America*: First-Team Minor League All-Star; No. 3 Prospect and Best Hitter For Average in the Sox organization; Best Batting Prospect and Best Defensive Third Baseman in the SL ... was named the third baseman on *The Sporting News* All-Star Prospect Team ... was named to the Topps/Minor League Baseball Class AA All-Star Team ... led all Class AA third basemen and was 10th among full season players in average ... his 163 hits ranked third and his 261 total bases seventh among Class AA players ... was named to the SL mid and postseason All-Star Teams and was also a Double-A All-Star ... average was above .300 every day after 5/18 ... named SL Player of the Month for August after hitting .321 (36-112) with seven home runs and 18 RBI ... named SL Player of the Week for 8/4-10 ... hit .306 (124-405) vs. right-handers and .305 (39-128) vs. lefties ... batted .364 (39-107) with four home runs and 22 RBI in May ... compiled hitting streaks of 13, 12 and 11 games ... collected five hits on 5/14 vs. Carolina ... recorded three multihomer games ... hit six home runs in seven games from 8/4-10, including three straight from 8/4-6 ... compiled a .942 fielding percentage (19 E/328 TC).

Repeat Triple Crown Threat

Third baseman Joe Crede was named the Southern League Most Valuable Player at Class AA Birmingham in 2000 after finishing second in the league in RBI (94) and third in average (.306) and home runs (21), the second time in three seasons he narrowly missed winning his league's Triple Crown. In 1998, he fell two home runs of winning the Carolina League Triple Crown. He was named league MVP that season when he led the circuit with a .315 average and 88 RBI and tied for third with 20 home runs, two off the pace.

■ **1999:** Appeared in 74 games at Birmingham before undergoing season-ending surgery for a broken right toe ... was named to the SL midseason All-Star Team ... was tabbed by *Baseball America* as the Best Hitter For Average in the Sox organization and Best Defensive Third Baseman in the SL ... hit .333 (30-90) in April ... reached base safely in 15 straight games from 4/18-5/2, including an 11-game hitting streak (.357, 15-42) ... posted a .328 (43-131) average at home ... recorded 35 RBI in his first 49 games.

■ **1998:** Was named the Carolina League Most Valuable Player at Class A Winston-Salem after falling two home runs short of winning the league Triple Crown ... led the CL with a .315 average and 88 RBI, tied for the lead with 92 runs scored and ranked second in hits (155) and slugging percentage (.514), tied for second in extra-base hits (55), tied for third in home runs (20), ranked fourth in doubles (32) and fifth in on-base percentage (.387) ... was the only player in the CL to hit .300 ... tabbed the No. 2 Prospect in both the CL and organization according to a postseason poll by *Baseball America* ... considered the Best Hitter for Average by the same publication ... was named to the CL mid and postseason All-Star teams ... was selected the organization Player of the Month in April and July, the CL Player of the Month for July and CL Player of the Week on two occasions ... named the organization's Charles W. Lubin Award winner ... hit two home runs on 4/29 vs. Frederick ... compiled hitting streaks of 13 (5/11-25) and 18 games (7/6-26) ... twice had back-to-back homer games.

■ **1997:** Spent the season at Class A Hickory, appearing in 113 games at third base ... batted .304 combined in July and August ... drove in a run in six straight games from 5/13-20.

■ **1996:** Led Rookie Sarasota in hits (66), RBI (32), runs scored (30), doubles (17), home runs (four), total bases (97) and slugging percentage (.439) ... ranked second in the Gulf Coast League in doubles, fourth in hits and total bases and fifth in at-bats (221) ... went 5-5 on 7/13 vs. the Royals ... was recommended/signed by Doug Laumann and Paul Provas.

MISCELLANEOUS/PERSONAL

■ Single ... graduated in 1996 from Fatima High School in Westphalia, Mo., where he was a two-time All-State selection ... batted .599 (108-193) with 36 home runs and 106 RBI over his career, including a .597 (40-67) mark with 18 home runs and 43 RBI as a senior ... also posted a 6-0 career record with a 1.84 ERA (9 ER/44.0 IP) and 75 strikeouts as a pitcher ... a cousin, Dennis Higgins, pitched in the major leagues with the White Sox (1966-67), Washington (1968-69), Cleveland (1970) and St. Louis (1971-72), compiling a 22-23 career record with a 3.42 ERA.

YEAR	CLUB	AVG	G	AB	R	H	TB	2B	3B	HR	RBI	SH	SF	HB	BB	SO	SB	CS	E
1996	Sarasota	.299	56	221	30	66	97	17	1	4	32	1	4	2	9	41	1	1	25
1997	Hickory	.271	113	402	45	109	149	25	0	5	62	0	2	5	24	83	3	1	33
1998	Winston-Salem	.315	137	492	#92	155	253	32	3	20	*88	0	11	12	53	98	9	7	30
1999	Birmingham	.251	74	291	37	73	101	14	1	4	42	0	3	1	22	47	2	6	20
2000	Birmingham	.306	138	533	84	*163	261	35	0	21	94	1	5	15	56	111	3	4	19
	WHITE SOX	.357	7	14	2	5	6	1	0	0	3	0	1	0	0	3	0	0	1
2001	Charlotte	.276	124	463	67	128	215	34	1	17	65	1	3	7	46	88	2	1	20
	WHITE SOX	.220	17	50	1	11	14	1	1	0	7	0	1	1	3	11	1	0	0
MINOR TOTALS		.289	642	2402	355	694	1076	157	6	71	383	3	28	42	210	468	20	20	147
A.L. TOTALS		.250	24	64	3	16	20	2	1	0	10	0	2	1	3	14	1	0	1
M.L. TOTALS		.250	24	64	3	16	20	2	1	0	10	0	2	1	3	14	1	0	1

*Led League #Tied For League Lead

— Selected by the White Sox in the fifth round of the free agent draft (6/96).

— On Class AA Birmingham disabled list with broken right toe (7/2/99-remainder of season).

White Sox Pronunciation Guide

Lorenzo Barcelo (bar-CELL-o)
 Justin Baughman (BOCK-man)
 Joe Borchard (BORE-churd)
 Mark Buehrle (BURR-lee)
 Joe Crede (CREE-dee)
 Jason Dellaero (duh-LAIR-row)
 Keith Foulke (FOLK)
 Matt Guerrier (Gur-REAR)

Thomas Jacquez (ha-KEZ)
 Ryan Kohnmeyer (COAL-my-er)
 Paul Konerko (Kone-err-coe)
 Gary Majewski (Muh-JESS-ski)
 Onan Masaoka (Mass-A-oh-ka)
 Jim Parque (PAR-kay)
 Jose Valentin (Val-en-TEEN)
 Kelly Wunsch (WUNCH)

JOE CREDE'S STATISTICAL BREAKDOWN

	2001								CAREER							
	AVG	G	AB	H	HR	RBI	BB	SO	AVG	G	AB	H	HR	RBI	BB	SO
Boston	—	—	—	—	—	—	—	—	.667	2	3	2	0	0	0	1
Cleveland	—	—	—	—	—	—	—	—	.000	1	1	0	0	0	0	0
Detroit	.500	1	4	2	0	1	0	0	.400	2	5	2	0	1	0	0
Kansas City	.100	4	10	1	0	0	3	2	.176	6	17	3	0	3	3	4
Minnesota	.500	2	4	2	0	2	0	1	.500	2	4	2	0	2	0	1
New York-AL	.111	3	9	1	0	1	0	3	.111	3	9	1	0	1	0	3
Toronto	—	—	—	—	—	—	—	—	.500	1	2	1	0	0	0	0
Interleague	.217	7	23	5	0	3	0	5	.217	7	23	5	0	3	0	5
Chicago-NL	.000	1	1	0	0	0	0	1	.000	1	1	0	0	0	0	1
Cincinnati	.200	3	10	2	0	0	0	2	.200	3	10	2	0	0	0	2
St. Louis	.250	3	12	3	0	3	0	2	.250	3	12	3	0	3	0	2
Home	.269	10	26	7	0	4	1	5	.308	16	39	12	0	7	1	8
Road	.167	7	24	4	0	3	2	6	.160	8	25	4	0	3	2	6
Day	.278	6	18	5	0	3	2	4	.286	8	21	6	0	3	2	4
Night	.188	11	32	6	0	4	1	7	.233	16	43	10	0	7	1	10
vs. Left	.333	—	15	5	0	3	1	5	.353	—	17	6	0	3	1	6
vs. Right	.171	—	35	6	0	4	2	6	.213	—	47	10	0	7	2	8
Grass	.224	16	49	11	0	7	3	10	.254	23	63	16	0	10	3	13
Turf	.000	1	1	0	0	0	0	1	.000	1	1	0	0	0	0	1
Pre-ASG	.167	10	30	5	0	3	1	7	.167	10	30	5	0	3	1	7
Post ASG	.300	7	20	6	0	4	2	4	.324	14	34	11	0	7	2	7
RISP	.385	—	13	5	0	7	3	2	.400	—	15	6	0	10	3	3
Bases Loaded	1.000	—	1	1	0	3	0	0	1.000	—	1	1	0	3	0	0
June	.167	10	30	5	0	3	1	7	.167	10	30	5	0	3	1	7
Sept./Oct.	.350	7	20	6	0	4	2	4	.324	14	34	11	0	7	2	7
As PH	.250	—	4	1	0	1	0	2	.250	—	4	1	0	1	0	2
As DH	—	—	—	—	—	—	—	—	—	—	—	—	—	—	—	—

JOE CREDE'S CAREER BATTING AT MAJOR LEAGUE PARKS

PARK	AVG	G	AB	R	H	2B	3B	HR	RBI	SB	CS	BB	SO	OBP	SLG
Comiskey Park	.308	16	39	3	12	1	0	0	7	1	0	1	8	.326	.333
Jacobs Field	.000	1	1	0	0	0	0	0	0	0	0	0	0	.000	.000
Kauffman Stadium	.333	1	3	0	1	0	0	0	0	0	0	2	0	.600	.333
Metrodome	.000	1	1	0	0	0	0	0	0	0	0	0	1	.000	.000
Yankee Stadium	.000	2	8	0	0	0	0	0	0	0	0	0	3	.000	.000
Busch Stadium	.250	3	12	0	3	1	1	0	3	0	0	0	2	.250	.500

Crede's Career Game Bests

Hits — 2 (four times, last 9/27/01 vs. Min.)
HR — None
GS — None
RBI — 2 (four times, last 9/27/01 vs. Min.)
SB — 1 (6/14/01 vs. Cin.)
Hitting Streak — 5 (6/13-17/01)

Crede's Career Fielding — 3B

Year, Club	PcL	G	PO	A	E	TC	DP
2000, Chi.	.933	7	5	9	1	15	1
2001, Chi.	1.000	15	17	18	0	35	3
Totals	.980	22	22	27	1	50	4

Baseball America's Top Prospects

Among the Top 30 Prospects in the White Sox organization as ranked by *Baseball America*, 18 of those players will be with the club in spring training, including the top six and 12 of the top 13. That list includes outfielder Joe Borchard (No. 1), right-hander Jon Rauch (No. 2), left-hander Corwin Malone (No. 3), right-hander Matt Guerrier (No. 4), third baseman Joe Crede (No. 5) and second baseman Tim Lincecum (No. 6). Also in camp with the White Sox are the No. 8-13 prospects in the system: catcher Miguel Olivo, left-hander Dennis Uliacia, outfielder Aaron Rowand, right-hander Edwin Almonte, right-hander Matt Ginter and right-hander Brian West.

JASON DELLAERO

34



Given Name: Jason Christopher Dellaero
Position: Shortstop
Bats: Switch **Throws:** Right
Height: 6-2 **Weight:** 195
Opening Day Age: 25
Born: December 17, 1976, Mount Kisco, N.Y.
Resides: Brewster, N.Y.
First Pro Contract: White Sox.
Sox Acquisition: Selected in the first round (15th overall),
June 1997 free agent draft.
Major League Service: 27 days.
Contract Status: Signed through 2002.

PLAYERS

■ **2001:** Spent the season at Class AAA Charlotte ... was cited by *Baseball America* as having the Best Infield Arm in Class AAA ... his arm was also named best among infielders in the Southern League in 2000 as well as the SL and Carolina League in 1999 ... average was below .200 (.178) for the second straight season ... hit .178 vs. both left-handers and right-handers ... made all of his 114 starts at shortstop ... his 15 errors were the fewest of his career ... averaged one strikeout every 3.4 at-bats (113 SO/377) ... best month came in June when he hit .215 (17-79) with three home runs and eight RBI ... also hit five homers with eight RBI in August ... collected a season-high three hits on 6/22 at Scranton-Wilkes Barre.

MAJOR LEAGUE HIGHLIGHTS

■ **1999:** Saw action in 11 games with the White Sox, starting 10 at shortstop, after his contract was purchased from Class AA Birmingham on 9/7 ... went 0-3 in major-league debut on 9/7 at Anaheim ... collected first major-league RBI with a sacrifice fly vs. Cleveland on 9/10 ... recorded first major-league hit (a single) on 9/11 vs. Cleveland off Dave Burba ... was one of 13 Sox players to make major-league debut this season.

MINOR LEAGUE HIGHLIGHTS

■ **2000:** Was cited by *Baseball America* as the Best Defensive Infielder in the Sox organization and as having the Best Infield Arm in the organization and the Southern League ... it marked the third straight season he has been tabbed by the publication as having the best infield arm in his league (second straight in the organization) and the second straight campaign he has been recognized as the best defensive infielder in the Sox system ... spent his first full season at Class AA Birmingham ... after hitting .268 in 81 games with the Barons in 1999, average dipped 83 points to .185 in 122 games ... average peaked at .274 on 5/11 ... homered in consecutive games on 4/20-21 and drove in a run in five straight games from 6/15-22.

■ **1999:** Was cited by *Baseball America* as having the Best Infield Arm in the White Sox organization as well as in the Southern League and Carolina League ... the same publication tabbed him Best Defensive Infielder in the CL and the Sox organization ... split the majority of the season between Birmingham and Class A Winston-Salem ... hit .320 (48-150) over his last 44 games with the Barons ... was named the organization's Player of the Month for August after hitting .330 (34-103) with four home runs and 21 RBI ... was 32-90 (.356) with seven doubles, two triples, three home runs and 17 RBI over a 23-game stretch from 7/23-8/16, which included an 11-game hitting streak ... along with former Sox pitcher Kip Wells, was one of two Warhogs to make major-league debut with the Sox in 1999 ... played for the Mesa Solar Sox in the Arizona Fall League, batting .279 (24-86) in 26 games to help team win the league championship ... was named by managers and coaches as one of the top two shortstops in the AFL.

■ **1998:** Selected by *Baseball America* as having the Best Infield Arm in the White Sox organization ... spent the season at Winston-Salem ... hit two homers and with a season-high four RBI on 4/12 at Salem ... homered three times in four games from 6/8-12 ... appeared in 121 games at shortstop.

■ **1997:** Was selected as the No. 6 Prospect in the White Sox organization and Best Defensive Player from the White Sox 1997 draft in a postseason poll by *Baseball America* ... made pro debut, appearing in five games at Rookie Sarasota before playing his final 55 contests at Class A Hickory in the South Atlantic League ... was promoted to Hickory on 7/4 and helped the Crawdads to a berth in the SAL playoffs ... was recommended/signed by Doug Laumann and Hernan Cortes.

MISCELLANEOUS/PERSONAL

■ Single ... played collegiate baseball at the University of South Florida, where he batted .324 (80-247) with 16 doubles, five triples, 20 home runs and 74 RBI in 1997 ... was named First Team All-Conference USA and Third Team All-America by the National Collegiate Baseball Writers Association ... his 20 home runs were the second-highest single-season total in USF history ... helped the Bulls to a berth in the NCAA East Regional, where he earned all-tournament honors after hitting .467 (7-15) with one home run and four RBI ... was ranked 13th on a list of *Baseball America's* Top 100 Prospects prior to the June 1997 free agent draft ... batted .304 (149-490) with 39 home runs and 139 RBI in two seasons at USF ... played freshman season at St. John's, batting .323 ... played on the 1994 U.S. Junior Olympic Team and participated in the U.S. Junior Olympic Festival at Busch Stadium in St. Louis ... originally was drafted by the New York Yankees in the 17th round of the June 1994 free agent draft.

YEAR	CLUB	AVG	G	AB	R	H	TB	2B	3B	HR	RBI	SH	SF	HB	BB	SO	SB	CS	E
1997	Sarasota (GCL)	.200	5	15	1	3	5	2	0	0	1	0	1	0	1	2	0	0	2
	Hickory	.277	55	191	37	53	87	10	3	6	29	0	3	3	17	49	3	1	14
1998	Winston-Salem	.208	121	428	45	89	148	23	3	10	49	3	2	5	25	147	12	4	46
1999	Winston-Salem	.223	54	184	22	41	60	13	0	2	19	4	0	3	18	59	9	4	19
	Birmingham	.268	81	272	40	73	122	13	3	10	44	8	3	14	76	6	8	16	
	WHITE SOX	.091	11	33	1	3	3	0	0	0	2	0	1	0	1	13	0	0	4
2000	Birmingham	.185	122	438	36	81	122	18	1	7	42	7	2	6	20	142	9	6	25
2001	Charlotte	.178	115	377	32	67	110	10	0	11	26	8	0	2	17	113	4	4	15
MINOR TOTALS		.214	553	1905	213	407	654	89	10	46	212	30	11	22	112	588	43	27	137
A.L. TOTALS		.091	11	33	1	3	3	0	0	0	2	0	1	0	1	13	0	0	4
M.L. TOTALS		.091	11	33	1	3	3	0	0	0	2	0	1	0	1	13	0	0	4

— Selected by the White Sox in first round (15th overall) of free agent draft (6/97).

JASON DELLAERO'S STATISTICAL BREAKDOWN

	2001									CAREER								
	AVG	G	AB	H	HR	RBI	BB	SO		AVG	G	AB	H	HR	RBI	BB	SO	
Anaheim	—	—	—	—	—	—	—	—	—	.000	1	3	0	0	0	0	1	
Boston	—	—	—	—	—	—	—	—	—	.000	2	6	0	0	0	0	2	
Cleveland	—	—	—	—	—	—	—	—	—	.143	2	7	1	0	1	0	3	
Detroit	—	—	—	—	—	—	—	—	—	.000	1	3	0	0	0	0	0	
Minnesota	—	—	—	—	—	—	—	—	—	.154	4	13	2	0	1	1	7	
New York-AL	—	—	—	—	—	—	—	—	—	.000	1	1	0	0	0	0	0	
Home	—	—	—	—	—	—	—	—	—	.120	8	25	3	0	2	1	9	
Road	—	—	—	—	—	—	—	—	—	.000	3	8	0	0	0	0	4	
Day	—	—	—	—	—	—	—	—	—	.000	1	2	0	0	0	0	1	
Night	—	—	—	—	—	—	—	—	—	.097	10	31	3	0	2	1	12	
vs. Left	—	—	—	—	—	—	—	—	—	.167	—	6	1	0	1	0	3	
vs. Right	—	—	—	—	—	—	—	—	—	.074	—	27	2	0	1	1	10	
Grass	—	—	—	—	—	—	—	—	—	.103	10	29	3	0	2	0	3	
Turf	—	—	—	—	—	—	—	—	—	.000	1	4	0	0	0	0	3	
Post ASG	—	—	—	—	—	—	—	—	—	.091	11	33	3	0	2	1	13	
RISP	—	—	—	—	—	—	—	—	—	.143	—	7	1	0	2	0	2	
Sept./Oct.	—	—	—	—	—	—	—	—	—	.091	11	33	3	0	2	1	13	

JASON DELLAERO'S CAREER BATTING AT MAJOR LEAGUE PARKS

PARK	AVG	G	AB	R	H	2B	3B	HR	RBI	SB	CS	BB	SO	OBP	SLG
Edison Field	.000	1	3	0	0	0	0	0	0	0	0	0	1	.000	.000
Corniskey Park	.120	8	25	1	3	0	0	0	2	0	0	1	9	.148	.120
Metrodome	.000	1	4	0	0	0	0	0	0	0	0	0	3	.000	.000
Yankee Stadium	.000	1	1	0	0	0	0	0	0	0	0	0	0	.000	.000

Dellaero's Career Game Bests

Hits — 1 (three times, last 10/2/99 vs. Min.)
 HR — None
 GS — None
 RBI — 1 (twice, last 10/2/99 vs. Min.)
 SB — None
 Hitting Streak — 2 (10/1-2/99)

Dellaero's Career Fielding — SS

Year, Club	Pct.	G	PO	A	E	TC	DP
1999, Chi.	.917	11	16	28	4	48	5
Totals	.917	11	16	28	4	48	5

RAY DURHAM

5

Given Name: Ray Durham
Position: Second Baseman
Bats: Switch **Throws:** Right
Height: 5-8 **Weight:** 180
Opening Day Age: 30
Born: November 30, 1971, Charlotte, N.C.
Resides: Charlotte, N.C.
First Pro Contract: White Sox.
Sox Acquisition: Selected in fifth round, June 1990 free agent draft.
Major League Service: Seven years.
Contract Status: Signed through 2002 (signed a four-year contract extension on February 15, 1999.)



PLAYERS

■ **2001:** Established career highs in doubles (42), triples (10), home runs (20) and extra-base hits (72) ... became only the sixth player (seventh time) since 1950 to record at least 40 doubles, 10 triples and 20 home runs, joining Bobby Abreu (2000), Nomar Garciaparra (1997), Robin Yount (1980 and '82), George Brett (1979) and Hal McRae (1977) ... 72 extra-base hits tied Magglio Ordonez (2001) and Frank Thomas (1992) for seventh in Sox history, and his 42 doubles tied for the 10th-highest total ... scored 100 runs (104) for the fifth straight season, joining Frank Thomas

(1991-98) as the only players in club history to accomplish that feat ... also joined Tommie Agee (1966) and Magglio Ordonez (2001) as the only players in Sox history to record 20 homers and 20 stolen bases in one season ... ranked among the American League leaders in doubles (fifth), triples (fifth) and runs scored (10th) ... was the only player in the major league to record at least 40 doubles, 10 triples and 20 stolen bases ... also finished among the league leaders in pitches seen per plate appearance (7th, 4.08) ... ranked second among AL second basemen with a career-high .986 fielding percentage (10 E/736 TC) ... was one of five Sox players to hit 20-plus homers, tying the club record set in 2000 ... White Sox were 46-31 when he reached base safely two or more times and 25-47 when he did not ... made his seventh straight Opening Day start at second base, the second-longest streak in Sox history behind Nellie Fox (14 straight from 1950-63) ... batted .307 (54-176) over his last 43 games ... hit .284 after the break, up from .251 in the first half ... batted .299 (29-97) from the No. 3 spot in the order and .262 (134-511) from the leadoff spot ... hit .284 on the road, .246 at home, .282 at night and .229 during the day ... hit career-high six homers in May and August ... hit six leadoff home runs to increase club record to 20 ... was named AL Player of the Week for 5/21-27 (.407, 11-27), his second career weekly honor ... played in his 1,000th career game on 8/3 vs. Tampa Bay ... hit two homers on 8/22 at Kansas City and 10/5 at Minnesota (second and third career) ... matched his career high with four RBI on 9/7 at Cleveland and 10/5 at Minnesota ... tied his career high of four hits on 4/9 vs. Cleveland and 9/7 at Cleveland ... homered in three straight games from 5/9-11.

Players With 40 Doubles, 10 Triples And 20 Home Runs (Since 1950)

Player, Club	Year	2B	3B	HR
Ray Durham, SOX	2001	42	10	20
Bobby Abreu, PHI	2000	42	10	25
Nomar Garciaparra, BOS	1997	44	11	30
Robin Yount, MIL	1982	46	12	29
Robin Yount, MIL	1980	49	10	23
George Brett, KC	1979	42	20	23
Hal McRae, KC	1977	54	11	21

Baseball's Runs Scored Leaders (1997-2001)

Ray Durham has scored 566 runs over the last four seasons (113.2 average), sixth-most in baseball behind Jeff Bagwell (654), Derek Jeter (606), Alex Rodríguez (600), Barry Bonds (592) and Sammy Sosa (590). Durham's 126 runs scored in 1998 are second in White Sox history behind John Mostil's 135 in 1925.

Player, Club	1997	1998	1999	2000	2001	Total	Avg.
Jeff Bagwell, HOU	109	124	143	152	126	654	130.8
Derek Jeter, NY	116	127	134	119	110	606	121.2
Alex Rodríguez, SEA	100	123	110	134	133	600	120.0
Barry Bonds, SF	123	120	91	129	129	592	118.4
Sammy Sosa, CUBS	90	134	114	106	146	590	118.0
Ray Durham, SOX	106	126	109	121	104	566	113.2

MAJOR LEAGUE HIGHLIGHTS

■ **Career:** Has scored 566 runs over the past five seasons (113.2 per season), sixth-most in baseball during that span ... has scored 100-plus runs in five consecutive seasons, joining Frank Thomas (1991-98) as the only players in Sox history to accomplish that feat ... owns the second (126 in 1998) and third-highest (121 in 2000) single-season runs scored totals in club history ... is the Sox all-time leader with 20 leadoff home runs, ranks sixth with 199 stolen bases and eighth with 713 runs scored ... needs one stolen base for 200, three home runs for 100, 64 RBI for 500 and 235 total bases for 2,000 ... with 229 doubles, needs one to tie Shano Collins for 10th in club history ... has averaged 29.3 stolen bases per season over his career

... is the only player in White Sox history to record 30 stolen bases and 100 runs scored in three consecutive seasons (1997-99) and also the first Sox player since Luis Aparicio (1959-62) with 30 or more steals in four straight seasons (1996-99) ... in 1998, fell one home run short of becoming the ninth middle infielder (14th time) in major-league history to record 20 homers and 30 stolen bases in the same season ... over his career, the Sox are 66-28 (.702) when he homers.

■ **2000:** Was named to the American League All-Star Team for the second time in three seasons ... his 121 runs scored tied for third in the AL and were the third-highest total in club history ... was one of a franchise-record five Sox players to score 100 runs, joining Frank Thomas, Carlos Lee, Magglio Ordonez and Jose Valentin ... joined Nellie Fox as the only second basemen in club history to score 100 runs in four straight seasons ... posted career highs in RBI (75) and triples (nine) while matching his career best with 35 doubles ... was two home runs shy of his career best (19 in 1998) ... ranked 10th in the AL with 25 stolen bases (the fifth straight season he has recorded at least 20), was fourth in triples and tied for eighth in at-bats (614) ... also ranked among the league leaders in runs scored per times reached base (6th, .48) and pitches seen (7th, 2,788) ... Sox were 52-16 when he reached base safely two or more times and 71-27 when he scored ... his 15 errors were second-most among AL second baseman, but he committed just two in his last 52 games ... his .980 fielding percentage was his highest since 1996 (.984) ... 126 double plays were two shy of his career best (128 in 1998) ... was 1-2 with a run scored at the Midsummer Classic in Atlanta ... ranked among the AL leaders at the break in runs scored (4th, 69) and triples (2nd, seven) ... recorded 13 home runs and 48 RBI in the first half ... hit .343 (36-105) with five home runs and 14 RBI in June ... drove in 22 runs in March/April ... batted .200 (2-10) with a double, home run, two runs scored and three walks in the ALDS vs. Seattle ... hit .400 (28-70) in interleague play ... hit five leadoff home runs, extending his club record to 14 ... his leadoff homer on 4/6 at Texas was his 10th career, breaking the club record he shared with Tim Lincecum ... Jose Valentin followed his leadoff shot on 7/4 at Kansas City with a solo home run, the first time the Sox have opened with back-to-back home runs since 9/2/37 when Boze Berger and Mike Kreevich accomplished the feat ... hit game-winning home runs on 5/30 at Seattle and 6/13 at Cleveland ... homered in three straight games for the first time in his career from 6/11-13 ... also homered in consecutive games on 4/6-7 ... compiled an 11-game hitting streak from 6/3-15, going 20-47 (.426) with four home runs, 10 RBI and an .809 slugging percentage ... missed five straight games from 9/23-27 with bruised ribs suffered in collision at home plate on 9/22 at Minnesota ... collapsed on the field a half inning later ... hit third career grand slam on 9/20 at Detroit, matching his career high of four RBI ... recorded two hits, two runs and an RBI in the first inning on 9/3 vs. Anaheim ... matched career high with four hits on 7/3 at Kansas City ... reached base safely in seven straight plate appearances from 6/27-28 ... scored 500th career run on 4/18 vs. Seattle ... was a finalist for the Roberto Clemente Award.

■ **1999:** Batted a career-high .296 ... ranked among the American League leaders in stolen bases (8th, 34), triples (T5th, 8) and at-bats (10th, 612) ... matched his career bests with 181 hits, eight triples and 73 walks ... also ranked among the league leaders in pitches seen (2nd, 2,827), leadoff on-base percentage (6th, .377), caught stealing (T6th, 11) and pitches seen per plate appearance (9th, 4.07) ... with 109 runs scored and 34 stolen bases, became the first player in franchise history to score 100 runs and record 30 steals in three consecutive seasons ...

White Sox Leadoff Home Runs

Player	HR
Ray Durham	20
Tim Lincecum	9
Pat Kelly	5
Jim Morrison	4
Tony Phillips	4
Sammy Sosa	4



White Sox Runs Scored Leaders

Player	Year	Runs
John Mostil	1925	135
Ray Durham	1998	126
Ray Durham	2000	121
Zeke Bonura	1936	120
Rip Radcliff	1936	120
John Mostil	1926	120
Fielder Jones	1901	120

recorded 30-plus steals for the fourth straight season ... was second in the AL in triples (seven) and seventh in runs scored (67) at the break ... was a .329 hitter from the seventh inning on, ninth-best in the AL ... his 19 errors at second base were second-most in the league, while his .974 fielding percentage was second-lowest (Chuck Knoblauch, .963) ... ranked second on the team with 49 multihit games, including four four-hit efforts ... compiled a 13-game hitting streak from 6/11-24 (.509, 29-57) ... Sox were 54-29 when he reached base two or more times (19-51 otherwise) ... reached base safely in 130 of 153 games (85.0 percent) ... hit .345 (39-113) in June and .339 (41-121) in August ... hit .321 in interleague play, including a .538 (14-26) average against the Cubs ... batted .298 from the leadoff spot and .264 (19-72) in the No. 3 slot ... last home run came on 8/13-2 at Texas ... collected two hits in the fourth inning on 6/14 vs. Tampa Bay ... recorded consecutive four-hit games on 6/12-13 at the Cubs ... hit ninth career leadoff home run on 5/4 at Baltimore, tying Tim Raines' club record ... also homered to lead off game on 4/6 at Seattle ... recorded first career multihomer game on 4/25 vs. Detroit ... first homer was his 50th career ... hit game-winning, three-run home run in the ninth inning off Troy Percival on 5/1 at Anaheim and a game-winning, two-run shot in the 12th on 7/19 at Milwaukee ... missed four games from 9/5-8 with a hamstring injury ... hit three doubles on 8/25 at Tampa Bay 5/30 at Detroit ... streak of 16 successful stolen-base attempts ended on 8/13-2 vs. Texas.

■ **1998:** Established career highs in almost every offensive category and was named to his first career All-Star Team ... ranked second in the AL in runs scored (126) and plate appearances (723), third in at-bats (635), tied for fourth in triples (eight), sixth in stolen-base success (80.0, 36-45), 10th in stolen bases (36) and tied for 10th in games played (158) ... his 126 runs scored were second in White Sox history behind John Mostil (135 in 1925), while his 19 home runs set a club record for second basemen, surpassing Jim Morrison's 15 in 1980 ... led the Sox in at-bats, runs scored, triples and stolen bases, and was second in hits (181) and total bases (289) ... led AL second basemen in runs scored and total bases, ranked second in triples, RBI (67) and stolen bases, and third in average (.285) and slugging percentage (.455) ... became the first Sox player since Tim Raines in 1991-92 to record 30 steals and 100 runs scored in consecutive seasons ... also became the first Sox player since Luis Aparicio (1959-62) with 30 steals in three straight seasons ... fell one home run short of becoming the ninth middle infielder (14th time) in major-league history to record 20 home runs and 30 stolen bases in one season ... his 19 home runs were eight more than his career high 11 (1997) entering the season ... was the fifth-hardest player in the league to double up, grounding into five double plays ... scored every .48 times he reached base, the second-best ratio in the league ... led the league with a .667 average (4-6) with the bases loaded and ranked among the AL leaders in pitches seen (5th, 2,842) and bunts in play (T10th, 21) ... was the fourth Sox second baseman to be named an All-Star, joining Cass Michaels (1949), Nellie Fox (1951-61, 63) and Jorge Orta (1976) ... entered the game in the ninth inning, going 1-1 with an RBI and run scored ... hit five leadoff home runs ... compiled three 10-game hitting streaks ... had 52 multihit games, matching his career high of four hits on four occasions ... was named AL Player of the Week for 8/10-16, his first career honor ... Sox were 53-36 when he scored a run ... collected 500th career hit on 5/27 vs. New York, 100th career double on 6/6 at the Cubs and 100th stolen base on 7/4 at Boston ... committed 18 errors for a .976 fielding percentage ... struck out five times on 6/5 vs. the Cubs ... tied a major-league record by reaching base three times via error on 4/22 at Cleveland.

■ **1997:** Ranked fifth in the AL in plate appearances (711), sixth in stolen bases and ninth in runs scored ... also ranked among the league leaders in caught stealing (T2nd, 16), pitches seen (4th, 2,807), bunts in play (5th, 22), singles (T5th, 129) and steals of third base (T9th, 5) ... with a team-leading 33 steals, became the first Sox player since Lance Johnson in 1992-93 to record 30 stolen bases in back-to-back seasons ... led the Sox with 36 infield hits and tied for second with 46 multihit games ... led off 99 times

Durham Nears Rare Level

With 97 career home runs and 199 stolen bases, Ray Durham is in position to become the first second baseman in White Sox history to reach 100 in each of those categories. Over the last six seasons, Durham has averaged 15 home runs and 30 stolen bases. He is the only player in franchise history to record 30 steals and 100 runs scored in three consecutive seasons (1997-99) and is one of two players to score 100-plus runs in five straight seasons (Frank Thomas, 1991-98). In addition, Durham is just the second Sox second baseman to be selected to the All-Star Team multiple times (1998 and 2000, joining Fox, who was a 12-time All-Star in 1951-61, '63).

Ray Durham's Career Leadoff Home Runs

No.	Date	Opp.	Pitcher
1	6/13/97	at Cin.	Pete Schourek
2	8/6/97	at Oak.	Jimmy Haynes
3	5/16/98	vs. Oak.	Blake Stein
4	5/29/98	at Det.	A.J. Sager
5	7/15-1/98	vs. Tor.	Pat Hentgen
6	9/13/98	at Cle.	Jaret Wright
7	9/20/98	vs. Bos.	Tim Wakefield
8	4/6/99	at Sea.	Jamie Moyer
9	5/4/99	at Bal.	Scott Erickson
10	4/6/00	at Tex.	Esteban Loaiza
11	4/11/00	at T.B.	Esteban Yan
12	6/4/00	at Hou.	Octavio Dotel
13	6/22/00	vs. Cle.	Chuck Finley
14	7/4/00	at K.C.	Chad Durbin
15	4/6/01	vs. Det.	Dave Mlicki
16	6/13/01	vs. Cin.	Rob Bell
17	6/26/01	at Min.	Johan Santana
18	7/5/01	vs. Min.	Joe Mays
19	8/22/01	at K.C.	Chris George
20	8/31/01	vs. Cle.	Steve Woodard

... was successful on 67.3 percent (33-49) of his stolen-base attempts ... compiled a career-high, 14-game hitting streak from 9/12-27 ... went 25-61 (.410) with four doubles, two home runs and 17 runs scored during the streak, which included five straight multihit efforts from 9/17-21 ... also compiled a 13-game hitting streak from 6/30-7/15 ... Sox were 51-30 when he scored ... hit .293 in the second half, including .324 in September ... stole a career-high three bases and matched his career high with three walks on 7/22 at Detroit ... hit leadoff home runs on 6/13 at Cincinnati and 8/6 at Oakland ... 10 of his 11 home runs were solo shots and four came against Kansas City ... scored the game-winning run on Opening Day at Toronto, advancing from first base on Tony Peña's single in the 10th inning.

■ **1996:** Led the Sox in doubles (33) and stolen bases (30) ... ranked sixth in the AL in stolen bases and topped the league with an 88.2 percent (30-34) success rate ... 65 RBI were the most by a Sox second baseman since Jorge Orta drove in 84 in 1977 ... batted .286 and stole 22 of his 30 bases in the second half ... was the seventh-hardest player in the AL to double up (once every 92.8 at-bats) ... was hit by 10 pitches, eighth-most in the league ... became first second baseman in Sox history to lead the team in doubles two straight seasons ... homered on 9/27 at Minnesota was Chicago's 192nd of the season, tying the club record set in

1977984 fielding percentage ranked fifth in the league ... batted first, second, sixth, seventh, eighth and ninth in the order ... Sox were 3-0 when he led off, and he was 9-14 (.643) with three doubles, five runs scored and three stolen bases in those starts ... hit grand slam on 5/18 at Detroit ... stole home on 7/19 vs. Kansas City, the first Sox player to accomplish the feat since Lance Johnson on 7/10/94 at Milwaukee.

■ **1995:** Tied for sixth in AL Rookie of the Year voting ... 27 doubles tied Frank Thomas for the team lead and were the most by a Sox second baseman since Jim Morrison hit 40 in 1980 ... tied for eighth in the AL with six triples ... hit first career home run on 5/28 at Detroit and first grand slam on 8/25 at Toronto ... collected a bunt single in first major-league at-bat on 4/26 at Milwaukee ... finished with 29 infield hits and eight bunt singles ... his 28 bunts in play were third in the AL ... went 4-4 with three RBI on 5/12 at Seattle, including three hits off Randy Johnson ... stole 15 of his 18 bases in the first half ... was successful on 18 of 23 stolen-base attempts overall (78.3 percent), the 10th-best percentage in the AL ... hit .315 from the right side of the plate and .230 from the left side ... batted .361 in May to raise his average from .167 to .321 ... batted seventh 93 times and led off 14 times ... committed four errors in first six games but 11 in next 116973 fielding percentage ranked sixth among league second basemen (minimum: 100 games) ... became the first player since Ozzie Guillen (1985) to make his debut as a starter on Opening Day.

MINOR LEAGUE HIGHLIGHTS

■ **1994:** Selected by *USA Today*, *Baseball America* and *Howe Sportsdata International* as the Minor League Player of the Year in the White Sox organization ... was named to the Postseason Minor League All-Star Team by *Baseball America* ... he led the American Association in total bases (261) and tied for first with 12 triples ... was second in at-bats (527), tied for second in extra-base hits (61), fourth in hits (156), runs (89) doubles (33) and stolen base percentage (75.5) and tied for fourth with 34 stolen bases ... finished 10th in the league's batting race with a .296 average ... was recipient of the Charles W. Lubin Most Valuable Player Award at Class AAA Nashville ... was named the AA's Postseason All-Star second baseman and was chosen the "Star of Stars" at the Class AAA All-Star Game in Nashville on 7/13 ... he went 3-3 with a run scored in the contest ... was honored as the second baseman on the Topps/National Association Class AAA All-Star Team ... was named the league's Player of the Week for 4/24-30 when

Leadoff Home Runs

Chicago White Sox players have led off a game with a home run 119 times in franchise history. Ray Durham hit six leadoff home runs in 2001, upping his club-record career total to 20. Durham hit his 10th leadoff shot on April 6, 2000 at Texas, breaking the franchise record he shared with Tim Raines. Durham was the last to accomplish the feat on August 31, 2001 vs. Cleveland.

he hit .462 (12-26) with four doubles, four home runs, six runs scored and 14 RBI ... his .296 average ranked sixth among all switch hitters in Class AAA and Class AA ... seven RBI on 4/24 at Omaha tied Sounds single-game record ... was the only Class AAA player to reach double figures in doubles, triples and home runs ... was chosen the No. 6 Prospect in the organization in a preseason poll by *Baseball America* and the No. 3 Prospect in a postseason survey ... was named the No. 4 Prospect in the AA in a postseason survey by the publication ... collected 16 home runs after hitting only three in his first four seasons ... played for Arecibo in the Puerto Rican Winter League.

■ **1993:** Ranked second in the Southern League with 39 stolen bases at Class AA Birmingham ... led Barons with 83 runs scored and 10 triples ... batted .538 in the SL Championship Series ... named Howe Sportsdata Southern League Player of the Week for 5/30-6/5 ... voted Best and Fastest Baserunner in SL by *Baseball America*.

■ **1992:** Ranked second at Class A Sarasota with 28 stolen bases and a .398 on-base percentage.

■ **1991:** Appeared at Rookie Sarasota and Class A Utica.

■ **1990:** Led Sarasota with 22 stolen bases ... was signed by Danny Monzon and Alex Cosmidis.

Monthly Bests

AVG361
	5/95
HR	5
	twice, last 6/00
RBI	22
	4/00

COMMUNITY INVOLVEMENT

■ Among his charitable activities in 2001, served meals to local children through the Greater Chicago Food Depository, donated White Sox game tickets to local youth groups and visited a Chicago White Sox Training Centers Camp ... his wife, Crystal, collected toys during the White Sox and Cubs wives toy drive benefiting Feed The Children ... named the White Sox finalist for the 2000 Roberto Clemente Award ... also participated in the opening ceremonies of the 2000 Chicago White Sox Training Centers ... made 1999 appearances at Chicago Children's Memorial Hospital as well as Inner City Little League.

MISCELLANEOUS/PERSONAL

■ Married Crystal Hedgecoe ... has two children: Kendra Amber and Trent Austin ... brother, Chad, is an outfielder in the White Sox system and led the Midwest League in 2000 with 56 stolen bases ... played baseball and football at Harding High School in Charlotte, N.C. ... was on a state select baseball team and an honorable mention All-America defensive back ... intercepted 14 passes his senior year.

YEAR	CLUB	AVG	G	AB	R	H	TB	2B	3B	HR	RBI	SH	SF	HB	BB	SO	SB	CS	E
1990	Sarasota (GCL)	.276	35	116	18	31	40	3	3	0	13	0	1	4	15	35	22	9	15
1991	Sarasota (GCL)	.304	6	23	3	7	8	1	0	0	4	0	0	0	3	5	5	1	0
	Utica	.254	39	142	29	36	52	2	7	0	17	2	1	2	25	43	12	1	12
1992	Sarasota (GCL)	.538	5	13	3	7	9	2	0	0	2	0	0	0	3	1	1	0	0
	Sarasota (FSL)	.272	57	202	37	55	67	6	3	0	7	5	0	10	32	36	28	8	10
1993	Birmingham	.271	137	528	83	143	194	22	*10	3	37	5	5	14	42	100	39	25	30
1994	Nashville	.296	133	527	89	156	*261	33	#12	16	66	3	4	12	46	91	34	11	19
1995	WHITE SOX	.257	125	471	68	121	181	27	6	7	51	5	4	6	31	83	18	5	15
1996	WHITE SOX	.275	156	557	79	153	226	33	5	10	85	7	7	10	58	95	30	4	11
1997	WHITE SOX	.271	155	634	106	172	242	27	5	11	53	2	8	6	61	96	33	16	18
1998	WHITE SOX	.285	158	635	126	181	289	35	8	19	67	6	3	6	73	105	36	9	18
1999	WHITE SOX	.296	153	612	109	181	266	30	8	13	60	3	2	4	73	105	34	11	19
2000	WHITE SOX	.280	151	614	121	172	276	35	9	17	75	5	8	7	75	105	25	13	15
2001	WHITE SOX	.267	152	611	104	163	285	42	10	20	85	6	6	4	64	110	23	10	10
MINOR TOTALS		.280	412	1551	262	435	631	69	35	19	146	15	11	42	166	311	141	55	86
A.L. TOTALS		.276	1050	4134	713	1143	1765	229	51	97	436	34	38	43	435	699	199	68	106
M.L. TOTALS		.276	1050	4134	713	1143	1765	229	51	97	436	34	38	43	435	699	199	68	106

*Led League

#Tied for League League

— Selected by the White Sox in fifth round of free agent draft (6/90).

— On Class A Sarasota disabled list (6/16-7/9/92).

DIVISION SERIES RECORD

YEAR	CLUB	AVG	G	AB	R	H	TB	2B	3B	HR	RBI	SH	SF	HB	BB	SO	SB	CS	E
2000	SOX vs. Sea.	.200	3	10	2	2	6	1	0	1	1	1	0	0	3	3	0	0	0

ALL-STAR GAME RECORD

YEAR	CLUB	AVG	G	AB	R	H	TB	2B	3B	HR	RBI	SH	SF	HB	BB	SO	SB	CS	E
1998	A.L., Colorado	.1000	1	1	1	1	1	0	0	0	1	0	0	0	0	0	0	0	0
2000	A.L., Atlanta	.500	1	2	1	1	1	0	0	0	0	0	0	0	0	0	0	0	0
TOTALS		.667	2	3	2	2	2	0	0	0	1	0	0	0	0	0	0	0	0

RAY DURHAM'S STATISTICAL BREAKDOWN

	2001								CAREER							
	AVG	G	AB	H	HR	RBI	BB	SO	AVG	G	AB	H	HR	RBI	BB	SO
Anaheim	.263	9	38	10	3	6	2	9	.274	71	285	78	8	41	25	41
Baltimore	.182	7	33	6	0	3	0	1	.284	66	264	75	3	18	27	48
Boston	.333	6	24	8	0	0	5	4	.245	66	265	65	3	21	18	52
Cleveland	.338	18	77	26	2	10	9	15	.289	89	350	101	8	38	39	54
Detroit	.260	18	73	19	3	10	9	9	.324	86	352	114	12	52	41	50
Kansas City	.270	16	63	17	3	7	5	11	.275	84	327	90	13	40	36	53
Minnesota	.244	19	78	19	4	9	6	13	.251	86	323	81	6	34	30	65
New York-AL	.400	6	20	8	0	3	2	3	.235	68	272	64	3	23	29	42
Oakland	.148	8	27	4	0	0	6	4	.244	69	270	66	6	22	28	56
Seattle	.194	9	36	7	0	1	6	6	.304	77	289	88	7	23	33	46
Tampa Bay	.120	6	25	3	1	2	2	5	.303	36	145	44	4	18	18	28
Texas	.318	6	22	7	1	3	4	5	.270	68	259	70	8	35	27	38
Toronto	.480	6	25	12	2	4	0	3	.266	66	244	65	5	23	34	40
Interleague	.243	18	70	17	1	7	8	22	.308	84	354	109	10	31	38	69
Chicago-NL	.240	6	25	6	0	2	3	10	.359	24	103	37	1	7	13	24
Cincinnati	.182	3	11	2	1	1	2	2	.302	10	43	13	3	4	3	7
Houston	—	—	—	—	—	—	—	—	.200	12	50	10	2	4	4	10
Milwaukee	.308	3	13	4	0	1	0	3	.246	46	187	46	2	24	17	24
Pittsburgh	.273	3	11	3	0	3	2	2	.311	11	45	14	2	6	4	7
St. Louis	.200	3	10	2	0	0	1	5	.361	15	61	22	1	3	9	14
Home	.246	75	284	70	9	26	42	54	.269	526	1968	529	38	203	241	303
Road	.284	77	327	93	11	39	22	56	.283	524	2166	614	59	233	194	396
Day	.230	42	174	40	2	11	14	32	.277	529	1265	351	21	121	148	219
Night	.281	110	437	123	18	54	50	78	.276	721	2869	792	76	315	287	480
vs. Left	.259	—	143	37	6	19	14	30	.271	—	1073	291	28	115	92	189
vs. Right	.269	—	468	126	14	46	50	80	.278	—	3061	852	69	321	343	510
Grass	.268	137	548	147	15	56	61	100	.276	917	3603	993	81	385	380	598
Turf	.254	15	63	16	5	9	3	10	.282	133	531	150	16	51	55	101
Pre-ASG	.251	80	319	80	11	34	34	58	.271	580	2215	601	53	237	235	392
Post ASG	.284	72	292	83	9	31	30	52	.282	490	1919	542	44	199	200	307
RISP	.261	—	115	30	4	41	21	22	.257	—	899	231	18	325	158	169
Bases Loaded	.375	—	8	3	0	9	0	1	.284	—	74	21	3	77	7	13
March/April	.228	22	92	21	1	4	12	15	.273	146	571	156	16	73	73	114
May	.327	24	98	32	6	17	7	16	.285	177	699	199	20	88	68	111
June	.206	26	97	20	3	9	12	23	.273	185	730	199	14	61	78	131
July	.279	27	111	31	2	8	12	22	.271	182	731	198	18	72	72	127
August	.272	26	103	28	6	11	9	19	.296	196	771	228	18	71	82	116
Sept./Oct.	.282	27	110	31	2	16	12	15	.258	164	632	163	11	71	62	100
As PH	.000	—	3	0	0	0	0	0	.167	—	12	2	0	1	3	1
As DH	.250	—	4	1	1	1	0	0	.200	—	25	5	1	2	2	3

Durham's Career Grand Slams

No.	Date	Opp.	Inn.	Pitcher
1	8/25/95	at Tor.	6th	Pat Hentgen
2	5/18/96	at Det.	4th	Greg Keagle
3	9/20/00	at Det.	8th	Matt Anderson

Durham's Career Game Bests

Hits — 4 (16 times, last 9/7/01 at Cle.)
 HR — 2 (three times, last 10/5/01 at Min.)
 RBI — 4 (seven times, last 10/5/01 at Min.)
 SB — 3 (7/22/97 at Det.)
 Hitting Streak — 14 (9/12-27/97)

Durham's Career Fielding — 2B

Year, Club	Pct.	G	PO	A	E	TC	DP
1995, Chi.	.973	122	245	298	15	558	87
1996, Chi.	.984	150	236	423	11	670	87
1997, Chi.	.974	153	270	395	18	683	77
1998, Chi.	.976	158	282	438	18	738	128
1999, Chi.	.974	148	305	412	19	736	100
2000, Chi.	.980	151	299	419	15	733	126
2001, Chi.	.986	150	280	446	10	736	88
Totals	.978	1032	1917	2831	106	4854	673

RAY DURHAM'S CAREER BATTING AT MAJOR LEAGUE PARKS

PARK	AVG	G	AB	R	H	2B	3B	HR	RBI	SB	CS	BB	SO	OBP	SLG
Edison Field	.216	37	153	14	33	8	0	2	13	4	4	15	31	.292	.307
Camden Yards	.248	33	137	23	34	5	1	2	6	5	6	14	25	.318	.343
Fenway Park	.250	34	144	23	36	9	2	2	12	7	1	5	31	.285	.382
Comiskey Park	.269	526	1968	341	529	101	25	38	203	97	29	241	303	.351	.403
Jacobs Field	.272	44	180	30	49	9	2	5	21	12	4	18	28	.347	.428
Comerica Park	.354	15	65	11	23	3	3	3	14	3	3	6	6	.411	.631
Tiger Stadium	.421	28	126	28	53	14	0	5	20	11	2	11	23	.468	.651
Kauffman Stadium	.302	41	169	41	51	15	2	9	29	8	2	17	26	.370	.574
Metrodome	.253	42	162	28	41	8	2	5	16	5	4	12	38	.315	.420
Yankee Stadium	.259	34	139	20	36	5	3	1	13	7	1	12	19	.318	.360
Network Coliseum	.255	33	137	24	35	7	1	5	15	9	2	9	32	.309	.431
SAFECO Field	.246	15	61	4	15	3	0	2	3	0	1	5	10	.303	.393
The Kingdom	.308	27	104	17	32	3	3	2	7	3	2	14	20	.390	.452
Tropicana Field	.304	19	79	17	24	5	1	2	9	3	1	8	13	.378	.468
The Ballpark	.292	30	120	22	35	6	2	3	18	4	2	9	22	.346	.450
SkyDome	.287	32	129	23	37	11	1	4	15	8	1	18	21	.378	.481
Wrigley Field	.370	12	54	11	20	5	1	0	4	1	0	6	14	.433	.500
Cinergy Field	.261	5	23	6	6	2	1	2	3	0	0	1	4	.320	.696
Astrodome	.143	3	14	2	2	2	0	0	0	0	0	0	2	.143	.286
Enron Field	.385	3	13	3	5	0	0	1	1	1	1	1	3	.429	.615
Miller Park	.308	3	13	2	4	0	1	0	1	2	0	0	3	.286	.462
County Stadium	.267	20	86	11	23	4	0	2	11	7	1	7	11	.319	.384
Three Rivers	.400	5	20	5	8	2	0	1	1	1	0	2	3	.455	.650
Busch Stadium	.316	9	38	7	12	2	0	1	1	1	1	4	11	.381	.447

White Sox 40-Man Roster By Country

United States (32)

Rocky Biddle
 Mark Buehrle
 Royce Clayton
 Joe Crede
 Jason Dellaero
 Ray Durham
 Keith Foulke
 Jon Garland
 Matt Ginter
 Gary Glover
 Tony Graffanino
 Matt Guerrier

Willie Harris
 Bob Howry
 Thomas Jacquez
 Mark Johnson
 Kyle Kane
 Ryan Kohlmeier
 Paul Konekro
 Jeff Liefer
 Kenny Lofton
 Onan Masaoka
 Jim Parque
 Josh Paul
 Jon Rauch

Todd Ritchie
 Aaron Rowand
 Brian Simmons
 Frank Thomas
 Dan Wright
 Kelly Wunsch
 Mitch Wylie

Dominican Republic (3)

Edwin Almonte
 Lorenzo Barcelo
 Miguel Olivo

Mexico (1)

Antonio Osuna

Panama (1)

Carlos Lee

Puerto Rico (2)

Sandy Alomar Jr.
 Jose Valentin

Venezuela (1)

Magglio Ordonez

White Sox 40-Man Roster By State

CALIFORNIA (6)

Royce Clayton (Burbank)
 Jon Garland (Valencia)
 Thomas Jacquez (Stockton)
 Kyle Kane (Temecula)
 Jeff Liefer (Fontana)
 Jim Parque (Norwalk)

GEORGIA (2)

Willie Harris (Cairo)
 Frank Thomas (Columbus)

KENTUCKY (2)

Matt Ginter (Lexington)
 Jon Rauch (Louisville)

MISSOURI (2)

Mark Buehrle (St. Charles)
 Joe Crede (Jefferson City)

NEW YORK (2)

Jason Dellaero (Mount Kisco)
 Tony Graffanino (Amityville)

OHIO (2)

Gary Glover (Cleveland)
 Matt Guerrier (Cleveland)

TEXAS (2)

Dan Wright (Longview)
 Kelly Wunsch (Houston)

ARIZONA (1)

Bob Howry (Phoenix)

COLORADO (1)

Mark Johnson (Wheatridge)

HAWAII (1)

Onan Masaoka (Hilo)

ILLINOIS (1)

Josh Paul (Evanston)

INDIANA (1)

Kenny Lofton (East Chicago)

IOWA (1)

Mitch Wylie (Davenport)

KANSAS (1)

Ryan Kohlmeier (Salina)

NORTH CAROLINA (1)

Ray Durham (Charlotte)

NEVADA (1)

Rocky Biddle (Las Vegas)

OREGON (1)

Aaron Rowand (Portland)

PENNSYLVANIA (1)

Brian Simmons (Pittsburgh)

RHODE ISLAND (1)

Paul Konerko (Providence)

SOUTH DAKOTA (1)

Keith Foulke (Rapid City)

VIRGINIA (1)

Todd Ritchie (Portsmouth)

KEITH FOULKE

29

Given Name: Keith Charles Foulke

Position: Pitcher

Bats: Right

Throws: Right

Height: 6-0

Weight: 210

Opening Day Age: 29

Born: October 19, 1972, Ellsworth AFB, Rapid City, S.D.

Resides: Huffman, Texas

First Pro Contract: San Francisco Giants, selected in the ninth round of June 1994 free agent draft.

Sox Acquisition: Obtained from the San Francisco Giants with Lorenzo Barcelo, Mike Caruso, Bob Howry, Brian Manning and Ken Vining in exchange for Wilson Alvarez, Danny Darwin and Roberto Hernandez, July 31, 1997.

Major League Service: Four years, 94 days.

Contract Status: Signed through 2003 (signed a two-year contract on December 11, 2001.)



PLAYERS

■ **2001:** Recorded a career-high 42 saves (45 chances), the second-highest total in White Sox history behind Bobby Thigpen's major-league record 57 in 1990 ... became the third reliever in Sox history to post 30 saves in back-to-back seasons, joining Thigpen (1988-91) and Roberto Hernandez (1995-96) ... converted 26 of his final 27 save opportunities, including his final 14 ... also compiled consecutive save streaks of 12, nine and seven ... led all American League relievers with a 93.3 (42-45) save percentage and ranked among the leaders in saves (3rd), ERA (3rd, 2.33), appearances (4th, 72), strikeouts (5th, 75), IP (5th, 81.0), hits per 9.0 IP (7th, 6.33), baserunners per 9.0 IP (8th, 9.7) and opponents average (8th, .199) ... also ranked among the league leaders in games finished (1st, 69), save chances (3rd, 45) and losses (3rd, nine) ... ranked fourth in the AL Rolaids Relief Man Standings with 114 points ... ERA was 2.78 (10 ER/32.1 IP) when he entered a game tied or up one compared to 2.03 in all other situations ... averaged 2.4 walks (22 BB) and 8.3 strikeouts per 9.0 IP while compiling a 3.4:1 strikeout-to-walk ratio ... limited left-handers to a .212 (33-156) average, ninth in the AL, and first batters to a .136 (9-66) mark, third in the AL ... right-handers batted just .183 (24-131) ... compiled a 1.96 ERA after the All-Star Break compared to 2.64 in the first half ... went 4-5 with a 1.24 ERA and 23 saves in 23 chances at home compared to 0-4 with a 3.62 ERA and 19 saves in 22 chances on the road ... has converted 29 straight save chances at home dating to 9/1/00 ... allowed one run in his final 23.2 IP at home (0.38 ERA) ... compiled a 1.83 ERA on grass compared to 7.36 on turf ... monthly ERA was 2.31 or lower in five of six months, including a 1.80 mark in April, 1.64 in July and 1.69 in August ... lone exception was a 4.30 ERA in June ... his 12 saves in August were the second most in major-league history behind Bobby Thigpen's 13 in 1990 ... earned 40th save on 9/26 vs. Minnesota ... picked up 76th career save on 8/14 vs. Texas to move past Terry Forster into fourth place in Sox history ... suffered third and final blown save on 8/11 at Seattle, ending streak of 12 straight saves converted ... career-best streak of converting 19 straight save chances ended on 5/20 at Oakland ... streak was the third-longest in club history, one short of the record shared by Roberto Hernandez (1996) and Matt Karchner (1997-98) ... was the losing pitcher in all four Sox extra-inning losses ... was 7-7 in save chances vs. Cleveland, 7-7 vs. Kansas City and 6-6 vs. Texas ... second blown save came on 6/26 at Minnesota when the Sox were in position to move above .500 for the first time all season ... third blown save came on 8/11 at Seattle.

Foulke Among AL Relievers In 2001

Category	No.	Rank
Save Pct.	.933	1st
Games Finished	69	1st
Saves	42	3rd
ERA	2.33	3rd
Save Chances	45	3rd
Losses	9	3rd
Games	72	4th
Strikeouts	75	5th
Innings Pitched	81.0	5th
Hits/9.0 IP	6.33	7th
Runners/9.0 IP	9.7	8th
Opp. Average	.199	8th

MAJOR LEAGUE HIGHLIGHTS

■ **Career:** Ranks fourth in Sox history with 89 saves (Hoyt Wilhelm is third with 98) ... has converted 84.8 percent (89-105) of his career save opportunities with 43 holds ... his career save percentage would rank 11th all-time behind Dennis Eckersley (84.9) if he had the required 100 saves ... has converted 14 straight opportunities and 54 of his last 57 ... has converted 29 straight save chances at home dating to 9/1/00 ... needs 100 strikeouts for 500 career ... first batters are hitting .211 (56-265) ... has appeared in 211 games over the past three seasons, recording 85 saves with a 2.49 ERA (76 ER/274.1 IP) ... during that span, has allowed 6.4 hits (195 H), 2.1 walks (65 BB) and 9.5 strikeouts per 9.0 IP (289 SO).

White Sox Career Saves List

Pitcher	No.
Bobby Thigpen	201
Roberto Hernandez	161
Hoyt Wilhelm	98
Keith Foulke	89
Terry Forster	75
Wilbur Wood	57
Bob James	56
Ed Farmer	54
Clint Brown	53
Bob Howry	49

■ **2000:** Ranked among the American League relief leaders in runners per 9.0 IP (1st, 9.2), relief IP (3rd, 88.0), opponent average (4th, .207), save percentage (5th, .872), saves (T5th, 34), games finished (T5th, 58), games (T7th, 72) and ERA (8th, 2.97) ... his 34 saves were 21 more than his career total entering the season and tied with Bobby Thigpen (1988, 89) for the fourth-highest total in club history ... tied for fourth in the AL Roloids Relief Man standings with 102 points ... converted six "tough saves," second in the major leagues behind Dave Veres of St. Louis with eight ... 17.7 percent of his saves were tough, the fifth-highest percentage in baseball ... opponents batted .212 with runners in scoring position, ninth-best in the AL ... averaged 9.3 strikeouts (91) and 6.8 hits allowed (66 H) per 9.0 IP ... compiled a 4.1:1 strikeout-to-walk ratio (22 BB) ... for the second straight season, was ranked as the top reliever in the AL over a two-year period from 1999-00 based on a system devised by the Elias

Sports Bureau that factors in games pitched, innings, wins plus saves, earned runs allowed, hits per 9.0 IP and strikeout-to-walk ratio to determine free agency compensation ... his average rank in those six categories among the AL relievers considered was 12.52, ahead of Cleveland's Mike Jackson (13.65) ... yielded a .339 slugging and .261 on-base percentage ... went more than 1.0 IP for 14 of his 34 saves ... converted his final 12 save chances and 15 of his last 16 ... ERA was at 0.76 (3 ER/35.2 IP) on 6/2 ... allowed 16 runs in 12.1 IP from 6/5-7/1 as his ERA rose to 3.56 ... compiled a 1.42 ERA (4 ER/25.1 IP) after 7/31 ... ERA was 1.19 (6 ER/45.1 IP) on the road, 1.75 (12 ER/61.2 IP) at night and 2.60 (10 ER/34.2 IP) after the break ... posted a 0.49 ERA (1 ER/18.1 IP) with 22 strikeouts and seven saves in May ... ranked among the AL leaders at the break in save percentage (3rd, .889), IP (5th, 53.1 IP) and saves (T6th, 16) ... only four of his 23 inherited runners scored (17.4 percent) ... compiled a team-best streak of 18.2 consecutive scoreless IP streak from 4/18-5/21 ... converted 13 consecutive saves chances from 4/7-6/9, tied for the sixth-longest streak in Sox history ... worked the final 1.0 IP of combined shutouts on 5/16 at New York, 8/29 at Oakland and 9/13 vs. Detroit ... surrendered six runs on 6/25 vs. New York, three less than season total entering the game ... earned 14th save on 6/10, one more than his career total entering 2000 ... served three-game suspension from 5/5-7 for his role in an on-field altercation vs. Detroit on 4/22 ... suffered a five-stitch cut below his left eye during the brawl ... went 2.0 scoreless IP with three strikeouts on 5/8 at Boston in his first game back from the suspension ... began the season by throwing 8.2 scoreless IP ... was a member of a touring U.S. team that played an eight-game exhibition series in Japan ... went 0-0 with a 1.50 ERA (1 ER/6.0 IP) during the series ... walked one and struck out five for the U.S., which went 5-2-1 ... three of his four outings were scoreless.

■ **1999:** Was ranked as the top reliever in the American League over a two-year period from 1998-99 based on a system devised by the Elias Sports Bureau that factors in games pitched, innings, wins plus saves, earned runs allowed, hits per 9.0 IP and strikeout-to-walk ratio to determine free agency compensation ... his average rank in those six categories among the 114 AL relievers considered was 12.52, ahead of Cleveland's Mike Jackson (13.65) ... teammates Bob Howry (28.17) and Bill Simas (31.61) were 10th and 14th, respectively ... ranked 17th in the AL Roloids Relief Man standings with 19 points ... ranked among the AL relief leaders in the following categories: strikeouts (1st, 123); ERA (2nd, 2.22); baserunners per 9.0 IP (2nd, 8.2); IP (3rd, 105.1); opponents average (4th, .188); holds (T4th, 22); and average with runners on base (7th, .192) ... became the first Sox pitcher since Goose Gossage in 1975 (130) to lead the AL relievers in strikeouts ... his 123 strikeouts were 20 more than his nearest AL competitor (Cleveland's Paul Shuey) and tied for second on the Sox, just two behind leader Mike Sirotko (209.0 IP) ... compiled a 1.38 ERA (8 ER/52.0 IP) after the All-Star Break, second only to Mariano Rivera (1.34) among AL relievers ... allowed two runs over his last 30.1 IP (0.59 ERA) ... compiled a streak of 25.1 consecutive scoreless IP from 8/14-9/22 (17 games), lowering his season ERA from 2.88 to 2.17 during that span ... posted a 1.87 ERA (17 ER/82.0 IP) over final 54 appearances, allowing 52 hits with

American League 2001 Roloids Relief Man Standings

Pitcher, Club	W	L	TOTAL SAVES	TOUGH SAVES	BLOWN SAVES	ROLAIDS POINTS
Mariano Rivera, NY	4	6	50	3	7	135
Troy Percival, ANA	4	2	39	5	3	120
Kazuhiko Sasaki, SEA	0	4	45	4	7	117
Keith Foulke, SOX	4	9	42	4	3	114
Bob Wickman, CLE	5	0	32	0	3	100

White Sox Save Percentage Leaders Since 1989

Pitcher	Pct.	SV-OPP
Keith Foulke	84.8	89-105
Roberto Hernandez	80.9	161-199
Bobby Thigpen	80.9	144-178
Bob Howry	72.1	49-68
Scott Radinsky	62.7	32-51

103 strikeouts ... converted nine of 13 save opportunities (69.2 percent) ... limited opponents to a .188 average, including a .158 mark in the second half ... opponents batted .160 (15-94) with runners in scoring position and .152 (7-46) with runners in scoring position and two out ... averaged 10.5 strikeouts (123 SO) and 6.2 hits allowed per 9.0 IP ... posted a 5.9 strikeout-to-walk ratio (21 BB) ... issued just 1.8 walks per 9.0 IP ... allowed only three of 23 (13.0 percent) inherited runners to score ... first batters were 15-65 (.231) ... went at least 2.0 IP in 32 of his 67 outings (47.8 percent) and struck out at least

three batters 21 times ... struck out at least five on five occasions, including a career-high six on 6/3 at Toronto (2.1 IP) and also on 9/8 at Anaheim (2.2 IP).

■ **1998:** His 54 appearances tied for second on the club ... opponents batted .213 (51-239) and he allowed 10.3 baserunners per 9.0 IP, ninth among American League relievers ... posted 13 holds ... was 3-1 with a 3.13 ERA at Comiskey Park ... in 18 games after the All-Star Break, was 2-1 with a 2.45 ERA ... opposing right-handers batted .174 (24-138) ... first batters were 10-50 (.200) ... posted consecutive scoreless IP streaks of 7.1 (5/9-17) and 7.2 (4/15-5/4) ... last appearance came on 8/27 vs. Baltimore before he was shut down due to a bone spur in his right shoulder ... underwent surgery in late August at Palos Community Hospital.

■ **1997:** Was acquired from San Francisco on 7/31 and assigned to Class AAA Nashville, where he made one start before being recalled by the Sox on 8/14 ... converted 3-5 save opportunities and posted five holds with the Sox ... limited right-handers to a .194 (12-62) average ... went 2.0 IP or more in eight of his 16 outings with the Sox ... made Sox debut with 2.2 IP on 8/15 vs. Oakland ... recorded first Sox victory on 8/29 vs. Houston ... earned first career save on 8/18 vs. Seattle, tossing 4.0 scoreless IP ... saved season-ending victory vs. Kansas City on 9/28 ... was recalled by the Giants on 5/20 ... made major-league debut on 5/21 vs. Colorado, tossing 4.0 IP (3 ER) in relief ... posted a no decision in first career start on 5/30 at Atlanta (2 ER/4.2 IP) ... earned first career victory on 6/9 vs. Florida, allowing one run on three hits while striking out a career-high eight over 6.1 IP ... was optioned back to Phoenix on 6/9 and recalled for the second time on 6/24 ... dropped next four decisions over six games (11.14 ERA) and was optioned to Phoenix again on 7/21.

MINOR LEAGUE HIGHLIGHTS

■ **Career:** Is 32-17 with a 3.29 ERA (168 ER/460.0 IP) ... has struck out 377 in 460.0 IP, an average of 7.4 per 9.0 IP ... owns a 4.4:1 strikeout-to-walk ratio (377 SO/85 BB).

■ **1997:** Prior to joining the White Sox, split the season between the San Francisco Giants and Class AAA Phoenix ... began the season with the Firebirds, going 4-3 with a 4.18 ERA (27 ER/58.0 IP) in nine starts ... lasted at least 6.0 IP in nine of his 12 outings and made eight quality starts with the Firebirds.

■ **1996:** Was named Texas League Pitcher of the Year at Class AA Shreveport and ranked in the top two in six TL categories ... led league in ERA (2.76) and IP (182.2), and ranked second in strikeouts (129), wins (12) and complete games (four) ... named to both the midseason and postseason All-Star teams ... went at least 6.0 IP in 24 of 27 starts, including last 12 ... named TL Player of the Week for 4/29-5/5 ... selected Giants Class AA Player of the Month for May after going 4-2 with a 2.53 ERA (13 ER/46.1 IP) and two complete games (one shutout).

■ **1995:** Was to California League Postseason All-Star Team ... 13 victories tied for most in the Giants organization ... led Giants minor-leaguers with 168 strikeouts ... was named CL Pitcher of the Week for 7/23-29 ... struck out 16 on 8/23 vs. High Desert ... went 1-1 with a 3.38 ERA in two CL playoff starts.

■ **1994:** Opened pro career at Rookie Everett ... made four starts, going 2-0 with a 0.93 ERA ... struck out 22 (10.2 per 9.0 IP) ... was signed by John Shafer.

COMMUNITY INVOLVEMENT

■ Among his charitable activities in 2001, contributed to the Garth Brooks "Touch 'Em All" Foundation for the second straight year and also visited Comiskey Park's neighbors at Wentworth Gardens during construction of two Tot Lot playgrounds ... also made a 2001 appearance at a Chicago White Sox Training Centers camp ... his wife, Mandy, collected toys during the Sox and Cubs wives' toy drive benefitting Feed The Children.

MISCELLANEOUS/PERSONAL

■ Married Mandy ... graduated from Hargrave (Texas) High School in 1991 ... attended Galveston College and Lewis-Clark State College in Idaho.

YEAR	CLUB	W-L	PCT	ERA	G	GS	CG	SHO	SV	IP	H	R	ER	HR	HB	BB-I	SO	WP	BK
1994	Everett	2-0	1.000	0.93	4	4	0	0	0	19.1	17	4	2	0	2	3-0	22	0	0
1995	San Jose	13-6	.684	3.50	28	26	2	1	0	177.1	166	85	69	16	7	32-0	168	6	2
1996	Shreveport	12-7	.632	*2.76	27	27	4	2	0	*182.2	149	61	56	16	3	35-0	129	6	1
1997	Phoenix	5-4	.556	4.50	12	12	0	0	0	76.0	79	38	38	11	6	15-0	54	1	2
	SAN FRANCISCO	1-5	.167	8.26	11	8	0	0	0	44.2	60	41	41	9	4	18-1	33	1	0
	Nashville	0-0	.000	5.79	1	1	0	0	0	4.2	8	3	3	1	0	0-0	4	1	0
	WHITE SOX	3-0	1.000	3.45	16	0	0	0	3	28.2	28	11	11	4	0	5-1	21	0	0
1998	WHITE SOX	3-2	.600	4.13	54	0	0	0	1	65.1	51	31	30	9	4	20-3	57	3	1
1999	WHITE SOX	3-3	.500	2.22	67	0	0	0	9	105.1	72	28	26	11	4	21-4	123	1	0
2000	WHITE SOX	3-1	.750	2.97	72	0	0	0	34	88.0	66	31	29	9	2	22-2	91	1	0
2001	WHITE SOX	4-9	.307	2.33	72	0	0	0	42	81.0	57	21	21	3	8	22-1	75	1	0
MINOR TOTALS		32-17	.653	3.29	72	70	6	3	0	460.0	419	191	168	44	18	85-0	377	14	5
N.L. TOTALS		1-5	.167	8.26	11	8	0	0	0	44.2	60	41	41	9	4	18-1	33	1	0
A.L. TOTALS		16-15	.516	2.86	281	0	0	0	89	368.1	274	122	117	36	18	90-11	367	6	1
M.L. TOTALS		17-20	.459	3.44	292	8	0	0	89	413.0	334	163	158	45	22	108-12	400	7	1

*Led League

- Selected by San Francisco in the ninth round of free agent draft (6/94).
- On Class A Everett disabled list (7/27-9/13/94).
- Traded by San Francisco with Lorenzo Barcelo, Mike Caruso, Bob Howry, Brian Manning and Ken Vining to the White Sox in exchange for Wilson Alvarez, Danny Darwin and Roberto Hernandez (7/31/97).
- On White Sox disabled list with bone spur in right shoulder (8/28-9/27/98).
- On Major League Baseball suspended list (5/5-7/00).

Save Pct. — Career: 89-105 (.84.8); **2001:** 42-45 (.933); **2000:** 34-39 (.87.2); **1999:** 9-13 (.69.2); **1998:** 1-2 (.50.0); **1997:** 3-5 (.50.0).
Holds — Career: 43; **2001:** 0; **2000:** 3; **1999:** 22; **1998:** 13; **1997:** 5.
Inherited Runners/Scored — Career: 29-124 (.23.4); **2001:** 10-26 (.38.5); **2000:** 4-23 (.17.4); **1999:** 3-23 (.13.0); **1998:** 10-40 (.25.0); **1997:** 2-12 (.16.7).
First Batter Efficiency — Career: 56-265 (.211); **2001:** 9-66 (.136); **2000:** 19-66 (.288); **1999:** 15-65 (.231); **1998:** 10-50 (.200); **1997:** 3-18 (.167).

DIVISION SERIES RECORD

YEAR	CLUB	W-L	PCT	ERA	G	GS	CG	SHO	SV	IP	H	R	ER	HR	HB	BB-I	SO	WP	BK
2000	SOX vs. Sea.	0-1	.000	11.57	2	0	0	0	0	2.1	4	3	3	2	0	2-0	2	0	0

KEITH FOULKE'S CAREER PITCHING AT MAJOR LEAGUE PARKS

PARK	ERA	W	L	SV	OPP	G	GS	IP	H	R	ER	HR	TBB	SO
Edison Field	2.92	1	0	1	2	8	0	12.1	6	4	4	2	3	19
Camden Yards	2.35	0	0	1	1	7	0	7.2	5	2	2	1	2	7
Fenway Park	3.86	1	0	1	2	7	0	9.1	11	4	4	3	2	11
Comiskey Park	2.79	12	9	43	47	145	0	199.2	149	64	62	17	40	191
Jacobs Field	3.18	0	2	6	6	11	0	11.1	10	4	4	3	2	12
Comerica Park	0.00	0	0	3	3	7	0	8.2	3	0	0	0	3	9
Tiger Stadium	7.20	0	0	0	0	4	0	5.0	3	4	4	1	0	7
Kauffman Stadium	1.76	0	0	4	4	11	0	15.1	14	3	3	0	4	10
Metrodome	6.00	0	1	5	6	8	0	9.0	12	6	6	0	2	10
Yankee Stadium	3.72	0	0	1	2	6	0	9.2	9	4	4	1	1	10
Network Coliseum	5.59	0	1	2	4	8	0	9.2	9	6	6	2	5	7
SAFECO Field	3.52	0	1	5	6	7	0	7.2	4	3	3	0	3	6
The Kingdome	8.68	0	1	0	1	4	1	9.1	13	9	9	4	5	8
Tropicana Field	0.00	1	0	4	4	10	0	10.2	1	0	0	0	2	9
The Ballpark	1.42	1	0	2	3	9	0	12.2	9	3	2	0	8	13
SkyDome	0.77	0	0	3	3	9	0	11.2	8	1	1	1	3	17
Turner Field	3.86	0	0	0	0	1	1	4.2	4	2	2	1	4	3
Wrigley Field	0.00	0	0	2	2	8	0	8.0	2	2	0	0	2	7
Cinergy Field	6.00	0	0	2	2	2	0	3.0	4	2	2	1	0	2
Coors Field	54.00	0	1	0	1	1	0	0.2	4	4	4	0	0	1
Astrodome	19.29	0	1	0	0	3	1	4.2	10	10	10	3	4	3
Enron Field	0.00	0	0	1	1	1	0	1.1	1	0	0	0	0	2
Dodger Stadium	7.20	0	2	0	0	2	2	10.0	12	8	8	1	4	5
County Stadium	3.00	0	0	1	2	2	0	3.0	4	1	1	1	0	6
Miller Park	0.00	0	0	2	2	2	0	2.0	1	0	0	0	0	2
Three Rivers Stadium	0.00	0	0	0	0	1	0	1.0	1	0	0	0	1	1
Busch Stadium	10.50	0	1	0	1	4	1	6.0	10	7	7	1	3	5
3 Com Park	4.74	1	0	0	0	4	2	19.0	15	10	10	2	5	17

KEITH FOULKE'S STATISTICAL BREAKDOWN

	2001									CAREER							
	ERA	W-L	SV	IP	H	ER	BB	SO		ERA	W-L	SV	IP	H	ER	BB	SO
Anaheim	3.00	0-1	0	3.0	4	1	1	2		1.96	1-1	3	23.0	13	5	7	34
Baltimore	0.00	0-0	1	2.0	0	0	0	1		4.32	0-1	3	16.2	15	8	3	13
Boston	0.00	0-0	1	1.1	0	0	0	2		3.12	2-0	1	17.1	15	6	4	20
Cleveland	2.79	0-2	7	9.2	7	3	0	15		2.43	1-2	10	29.2	24	8	5	34
Detroit	0.82	0-1	4	11.0	7	1	5	5		1.80	0-1	8	25.0	11	5	5	21
Kansas City	1.42	1-1	7	12.2	7	2	4	11		2.00	2-2	11	36.0	26	8	8	30
Minnesota	8.64	1-2	2	8.1	14	8	2	8		4.39	2-2	7	26.2	29	13	4	33
New York-AL	0.00	0-0	1	1.2	0	0	0	3		6.63	0-1	3	19.0	20	14	1	21
Oakland	5.40	1-0	0	3.1	3	2	3	5		2.92	2-1	3	24.2	15	8	8	23
Seattle	6.75	0-1	1	4.0	4	3	3	2		3.47	1-2	7	36.1	23	14	14	26
Tampa Bay	0.00	0-0	4	4.2	2	0	0	4		2.01	1-1	7	22.1	16	5	3	19
Texas	0.00	0-0	6	7.1	3	0	3	4		1.66	2-0	7	21.2	15	4	9	20
Toronto	0.00	0-0	2	2.0	1	0	0	3		1.08	0-0	6	25.0	22	3	7	28
Interleague	0.90	1-1	6	10.0	5	1	1	10		4.53	2-1	10	51.2	47	26	13	58
Atlanta	—	—	—	—	—	—	—	—		3.86	0-0	0	4.2	4	2	4	3
Chicago-NL	1.80	1-1	1	5.0	1	1	0	3		1.76	1-1	3	15.1	6	3	2	13
Cincinnati	0.00	0-0	2	2.0	1	0	0	2		6.43	0-0	4	7.0	7	5	1	6
Colorado	—	—	—	—	—	—	—	—		6.75	0-1	0	10.2	12	8	1	9
Florida	—	—	—	—	—	—	—	—		1.42	1-0	0	6.1	3	1	2	8
Houston	—	—	—	—	—	—	—	—		12.10	1-1	1	9.2	16	13	4	8
Milwaukee	0.00	0-0	2	2.0	1	0	0	2		4.50	0-0	3	10.0	10	5	3	10
Pittsburgh	0.00	0-0	1	1.0	2	0	1	3		0.00	0-0	2	4.1	4	0	2	6
St. Louis	—	—	—	—	—	—	—	—		9.26	0-1	0	11.2	16	12	7	1
Home	1.24	4-5	23	43.2	26	6	12	41		2.96	13-9	43	218.2	164	72	45	208
Road	3.62	0-4	19	37.1	31	15	10	34		3.98	4-11	46	194.1	170	86	63	192
Day	3.00	0-4	11	27.0	19	9	4	20		3.53	4-6	25	135.0	115	53	32	12
Night	2.00	4-5	31	54.0	38	12	18	55		3.40	13-14	64	278.0	219	105	76	275
Grass	1.83	4-8	38	73.2	47	15	21	66		3.22	16-17	75	363.2	285	130	91	35
Turf	7.36	0-1	4	7.1	10	6	1	9		5.11	1-3	14	49.1	49	28	17	50
Pre-ASG	2.64	3-5	18	44.1	34	13	14	37		3.88	7-10	38	229.2	195	99	66	220
Post ASG	1.96	1-4	24	36.2	23	8	8	38		2.90	10-10	51	183.1	139	59	42	180
March/April	1.80	1-2	4	15.0	8	3	6	14		1.76	3-2	7	56.1	35	11	18	52
May	2.13	0-1	5	12.2	10	3	4	11		4.01	0-2	13	74.0	58	33	24	72
June	4.30	1-2	8	14.2	14	7	2	9		5.61	2-5	17	77.0	81	48	17	76
July	1.64	1-1	7	11.0	7	2	3	14		4.03	4-5	12	73.2	70	33	23	67
August	1.69	0-1	12	16.0	9	3	5	13		2.42	4-4	21	74.1	50	20	17	68
Sept./Oct.	2.31	1-2	6	11.2	9	3	2	14		2.03	4-2	19	57.2	40	13	9	65
Starter	—	—	—	—	—	—	—	—		6.99	1-4	0	37.1	50	29	15	28
Relief	2.33	4-9	42	81.0	57	21	22	75		3.09	16-16	89	375.2	284	129	93	372

PLAYERS

Foulke's Career Game Bests

SO, Starter — 8 (6/9/97 vs. Fla., 6.1 IP)
SO, Reliever — 6 (twice, last 9/8/99 vs. Ana., 2.2 IP)
BB, Starter — 0 (7/5/97 vs. Col., 6.0 IP)
BB, Reliever — 0 (twice, last 6/20/98 vs. Min., 2.2 IP)
Hits, Starter — 3 (6/9/97 vs. Fla., 6.1 IP)
Hits, Reliever — 0 (8/25/99 at T.B., 3.0 IP)
IP, Starter — 6.1 (6/9/97 vs. Fla.)
IP, Reliever — 4.0 (twice, last 8/18/97 vs. Sea.)
Consecutive Saves — 19 (8/25/00-5/13/01)

Foulke's Career Fielding — P

Year, Club	Pct.	G	PO	A	E	TC	DP
1997, S.F.	.857	11	5	7	2	14	0
Chi.	1.000	16	1	4	0	5	1
1998, Chi.	.818	54	1	8	2	11	0
1999, Chi.	.947	67	5	13	1	19	0
2000, Chi.	1.000	72	7	3	0	10	1
2001, Chi.	1.000	72	7	11	0	18	0
Totals	.935	292	26	46	5	77	2

White Sox All-Time Consecutive Save Streaks

Pitcher	Saves	Year	Pitcher	Saves	Year
Roberto Hernandez	20	1996	Bobby Thigpen	14	1990
Keith Foulke	19	2000-01	Lerrin LaGrow	14	1977
Roberto Hernandez	15	1993	Keith Foulke	13	2000
Matt Karchner	15	1997	Bart Johnson	13	1971
Keith Foulke	14	current	Keith Foulke	12	2001

Foulke In Save Situations In 2001

Date	Opp	SV-OPP	Ent.	Final	IP	H	R	ER	HR	BB	SO	Pit.	Notes
4/2	at Cle.	1-1	7-4	7-4	1.0	0	0	0	0	0	1	17	
4/10	vs. Cle.	2-2	8-7	8-7	1.0	1	0	0	0	0	1	9	
4/11	vs. Cle.	3-3	7-6	7-6	1.0	0	0	0	0	0	2	16	
4/18	at Det.	4-4	6-3	6-4	2.0	1	0	0	0	3	1	44	
5/6	at Tex.	5-5	7-5	10-5	1.2	0	0	0	0	0	1	24	
5/7	at Tex.	6-6	7-4	7-4	1.2	1	0	0	0	2	1	33	
5/13	vs. Tex.	7-7	6-3	6-3	1.0	0	0	0	0	0	0	7	
5/20	at Oak.	7-8	2-1	2-6	0.1	2	2	2	0	1	1	16	Save streak ends at 19 straight
5/24	at Tor.	8-9	3-1	3-1	1.0	0	0	0	0	0	2	12	
5/30	vs. Tor.	9-10	4-3	4-3	1.0	1	0	0	0	0	1	10	
6/1	vs. Det.	10-11	3-0	3-0	1.0	0	0	0	0	1	1	16	
6/2	vs. Det.	11-12	5-3	5-3	1.0	1	0	0	0	0	0	9	
6/13	vs. Cin.	12-13	4-2	4-2	1.0	1	0	0	0	0	1	15	
6/14	vs. Cin.	13-14	7-5	7-5	1.0	0	0	0	0	0	1	9	
6/18	vs. K.C.	14-15	5-4	5-4	1.0	0	0	0	0	1	2	25	
6/19	vs. K.C.	15-16	5-2	5-2	1.0	0	0	0	0	0	0	7	
6/20	vs. K.C.	16-17	2-1	2-1	1.0	0	0	0	0	0	0	15	
6/26	at Min.	16-18	6-3	6-7	0.2	5	4	4	0	0	1	24	
6/30	vs. Bal.	17-19	4-1	4-1	1.0	0	0	0	0	0	1	13	
7/7	vs. Pit.	18-20	4-0	4-1	0.2	0	0	0	0	1	2	19	
7/14	at Cubs	19-21	3-1	3-1	1.0	0	0	0	0	0	1	14	
7/15	at Mil.	20-22	3-2	3-2	1.0	0	0	0	0	0	1	8	
7/16	at Mil.	21-23	6-5	6-5	1.0	1	0	0	0	0	1	13	
7/24	at Cle.	22-24	4-1	4-1	1.1	1	0	0	0	0	2	15	
7/26	at Cle.	23-25	5-3	5-4	1.1	1	1	1	1	1	0	20	
7/28	at Bos.	24-26	3-1	3-1	1.1	0	0	0	0	0	2	19	
8/1	vs. K.C.	25-27	7-6	7-6	1.1	0	0	0	0	1	2	24	
8/4	vs. T.B.	26-28	8-6	8-6	1.0	1	0	0	0	0	0	7	
8/6	vs. T.B.	27-29	5-2	5-2	1.0	0	0	0	0	0	1	13	
8/10	at Sea.	28-30	8-6	8-6	1.0	0	0	0	0	0	0	19	Save streak ends at 12 straight
8/11	at Sea.	28-31	3-1	3-4	1.0	3	3	3	0	2	1	32	
8/14	vs. Tex.	29-32	7-4	7-4	1.0	0	0	0	0	0	1	11	76th save; 4th in Sox history
8/15	vs. Tex.	30-33	6-5	6-5	1.0	1	0	0	0	1	0	22	
8/16	vs. Tex.	31-34	7-5	7-5	1.0	1	0	0	0	0	1	17	
8/22	at K.C.	32-35	13-12	13-12	1.0	1	0	0	0	0	1	10	
8/23	at K.C.	33-36	7-6	7-6	1.0	0	0	0	0	1	0	15	
8/24	at T.B.	34-37	5-4	5-4	1.0	0	0	0	0	0	0	6	
8/26	at T.B.	35-38	3-2	3-2	1.0	0	0	0	0	0	2	13	Career-high 35 12 Aug. saves
8/31	vs. Cle.	36-39	11-8	11-8	1.0	1	0	0	0	0	2	14	2nd in ML history
9/5	vs. Det.	37-40	4-0	4-0	1.0	2	0	0	0	1	0	17	
9/7	at Cle.	38-41	10-7	10-7	1.0	1	0	0	0	0	1	12	
9/20	vs. N.Y.	39-42	7-5	7-5	1.2	0	0	0	0	0	3	10	
9/26	vs. Min.	40-43	6-3	6-3	1.0	1	0	0	0	0	2	12	29th straight save at home
9/30	at K.C.	41-44	5-2	5-2	1.1	1	0	0	0	0	0	13	
10/5	at Min.	42-45	5-3	7-4	1.2	2	1	1	0	1	1	32	14th straight save

JON GARLAND

52



PLAYERS

Given Name: Jon Steven Garland

Position: Pitcher

Bats: Right

Throws: Right

Height: 6-6

Weight: 205

Opening Day Age: 22

Born: September 27, 1979, Valencia, Calif.

Resides: Granada Hills, Calif.

First Pro Contract: Chicago Cubs, selected in the first round (10th overall), June 1997 free agent draft.

Sox Acquisition: Obtained from the Chicago Cubs in exchange for Matt Karchner, July 29, 1998.

Major League Service: One year, 71 days.

Contract Status: Signed through 2002.

■ **2001:** 21-year-old right-hander made 35 appearances ... went 4-6 with a 4.03 ERA (37 ER/82.2 IP) in 16 starts and 2-1 with a 2.88 ERA (11 ER/34.1 IP) in 19 relief outings ... went 4-4 with a 3.12 ERA (30 ER/86.2 IP) over his last 24 appearances (11 starts) ... opponents batted .277 ... right-handers hit .278 (63-227) and lefties batted .276 (60-217) ... was recalled from Class AAA Charlotte prior to start on 5/2 at Anaheim ... made three starts from 5/2-12, going 0-2 with a 10.00 ERA (10 ER/9.0 IP) before being sent to the bullpen ... compiled a 2.93 ERA (15 ER/46.0 IP) over his next 21 outings, including starts on 5/28 vs. Toronto and 6/15 at St. Louis, to regain a spot in the rotation ... made 11 consecutive starts to end the season, going just 2-3 despite a 3.34 ERA (23 ER/62.0 IP) ... allowed more than three earned runs just once in his final 11 starts ... went 2-0 with a 2.08 ERA (7 ER/30.1 IP) in August ... 2.08 ERA ranked fourth in the AL ... made six quality starts overall ... averaged 4.7 strikeouts and 4.2 walks per 9.0 IP ... went 3-3 with a 4.03 ERA in 18 appearances at home and 3-4 with a 3.18 ERA in 17 outings on the road ... 3.18 ERA on the road would have ranked fifth in the American League but he was short of the required IP ... held batters to a .229 average (27-118) with runners in scoring position and first batters to a .176 (3-17) average ... combined to post a 1.63 ERA (5 ER/27.2 IP) vs. Cleveland, Minnesota, New York and Seattle ... threw 7.0 scoreless IP in two games (one start) against the Mariners ... matched a career high with 7.0 IP on 8/21 at Kansas City, allowing an unearned run on seven hits with four strikeouts ... posted the first save of his career on 7/17 at Milwaukee, allowing one run on four hits over 3.0 IP ... picked up first career hold on 6/10 vs. the Cubs with 1.2 scoreless IP ... won spot start in place of injured David Wells on 5/28 vs. Toronto, allowing one run on four hits over 6.2 IP ... went 0-3 with a 2.73 ERA (10 ER/33.0 IP), 11 walks and 26 strikeouts in five starts for the Knights ... at time of his promotion, ranked among the International League leaders in strikeouts, IP and complete games ... went 1-2 with a 9.97 ERA (24 ER/21.2 IP) in six spring starts.

Monthly Bests

Wins	2
	3 times, last 8/01
ERA	2.08
	8/01
SO	20
	9/01

MAJOR LEAGUE HIGHLIGHTS

■ **2000:** Appeared in 15 games (13 starts) with the White Sox after his contract was purchased from Class AAA Charlotte on 7/3 ... was 4-8 with a 6.85 ERA (50 ER/65.1 IP) as a starter and 0-0 with a 0.00 ERA (4.0 IP) in relief ... at age 21 (born 9/27/79), ended the 2000 season as the youngest pitcher in the major leagues, just ahead of St. Louis' Rick Ankiel (7/19/79) ... made his major-league debut on 7/4 at Kansas City at the age of 20 years and 280 days, allowing seven runs on eight hits over 3.0 IP in a losing effort ... was the youngest pitcher in the major leagues and the ninth Sox pitcher since 1969 to make his major-

Mound Youth

At the end of the 2001 season, the White Sox featured the youngest starting rotation in baseball with an average age of 23.0 years. All five members were 24 or younger: left-hander Mark Buehrle (22) and right-handers Jon Garland (22), Gary Glover (24), Kip Wells (24) and Dan Wright (23). Ten Sox pitchers age 25 and under in 2001 combined to go 51-45 with a 4.52 ERA (436 ER/869.0 IP) in 249 games (117 starts). That group accounted for 61.4 percent of the Sox win total, 60.6 percent of the IP and 58.7 percent of the strikeouts. The combined statistical line of the 10 pitchers 25 or under who appeared with the Sox in 2001:

W-L	ERA	GS	CG	SHO	IP	H	R	ER	HR	BB	SO	AVG
51-45	4.52	117	5	2	869.0	873	486	436	108	322	541	.266

Youngest Sox Pitchers Since 1969 To Make Major-League Debut

Pitcher	Debut	Years	Days	W/L
Britt Burns	8/5/78	19	59	L
Terry Forster	4/11/71	19	92	ND
Edwin Correa	9/18/85	19	142	ND
Bart Johnson	9/8/69	19	248	L
Larry Monroe	8/23/76	20	215	ND
Rich Dotson	9/4/79	20	237	ND
Jon Garland	7/4/00	20	280	L
Rich Gossage	4/16/72	20	286	ND
Alex Fernandez	8/2/90	20	354	W

league debut before his 21st birthday, joining Alex Fernandez (1990), Edwin Correa (1985), Rich Dotson (1979), Britt Burns (1978), Larry Monroe (1976), Rich Gossage (1972), Terry Forster (1971) and Bart Johnson (1969) ... was the seventh-youngest pitcher in that group ... was one of eight Sox rookie pitchers to earn a victory and one of seven to make his major-league debut during the season ... made four quality starts ... opponents batted .292 (82-281) ... made his first relief outing on 7/8 at Wrigley Field, striking out two (including Sammy Sosa) in 1.0 scoreless IP ... earned his first major-league win on 7/17 vs. Milwaukee, allowing two runs

on three hits over 7.0 IP ... won on 7/27 at Anaheim (2 ER/6.0 IP) ... posted a no decision on 8/13 at Tampa Bay despite allowing two runs over 7.0 IP ... did not issue a walk and retired the first nine batters ... won next start on 8/18 vs. Tampa Bay (1 ER/5.2 IP) but was struck on the right elbow by a Fred McGriff line drive in the sixth inning, resulting in a bruised right elbow that caused him to miss his next two scheduled starts ... was on the disabled list from 8/19-9/4 ... made one rehab start on 8/30 at Class AA Birmingham, going 6.0 scoreless IP with 10 strikeouts ... lost three straight starts from 9/4-15, allowing 12 runs in 12.1 IP (8.76 ERA) ... picked up his last win on 9/20 at Detroit (3 ER/6.0 IP) ... earned first career hold in final outing on 9/30 vs. Kansas City, allowing one hit with four strikeouts over 3.0 scoreless IP ... did not pitch for the Sox in the ALDS vs. Seattle.

MINOR LEAGUE HIGHLIGHTS

■ **2000:** Was named by *Baseball America* as the Best Pitching Prospect in the International League, the best 20-year-old in all of baseball and a Second-Team postseason All-Star ... was named the IL Pitcher of the Year after going 9-2 with a 2.26 ERA (25 ER/103.2 IP) in 16 starts for the Knights ... ERA would have led the IL but he fell 10.1 IP short of the required 114.0 IP ... at the time of his promotion, led the IL in wins (nine) and ranked second in ERA (2.26) and IP (103.2) ... yielded only three home runs, an average of .26 per 9.0 IP ... made 13 quality starts, including his final nine ... named the IL starting pitcher for the Triple-A All-Star Game ... also was named to the United States team for the Future's Game as part of All-Star Weekend in Allanta ... missed both games after being promoted to the White Sox ... was named to the IL postseason All-Star Team ... led the Sox organization in ERA (2.13) and winning percentage (.818), tied for fourth in complete games (two) and tied for fifth in shutouts (one) ... was named Topps Player of the Month for May after going 5-0 with a 2.58 ERA ... recorded only shutout on 6/13-2 at Scranton-Wilkes Barre, allowing four hits over 7.0 IP.

■ **1999:** Spent his first full season in the Sox organization ... combined to go 8-8 with a 3.59 ERA (63 ER/158.0 IP) in 26 starts between Class A Winston-Salem and Class AA Birmingham ... his 3.59 ERA ranked sixth in the organization ... also ranked among the organization leaders in shutouts (T1st, 1), games started (T4th, 26), complete games (T5th, 2), IP (6th, 158.0) and strikeouts (10th, 111) ... began the season with Winston-Salem, where he tied for second in the Carolina League in shutouts (one), tied for third in complete games (two) and ranked fourth in ERA (3.33) ... was cited by *Baseball America* as having the Best Breaking Pitch in the organization ... was tabbed the No. 6 Prospect in the CL in a postseason poll by the same publication ... named to the Howe SportsData All-Teen Team ... recorded a three-hit, shutout victory on 7/15 vs. Wilmington ... made 10 quality starts, all in his last 14 outings ... compiled a 2.28 ERA (11 ER/43.1 IP) over his final six starts with the Warthogs ... was promoted to Birmingham on 7/31, where at age 19 he was the youngest player in the Southern League ... allowed one earned run over 12.0 IP (0.75 ERA) in his first two starts following the promotion ... was promoted to Class AAA Charlotte on 9/5 and made three playoff starts for the eventual International League champions, going 1-0 with a 3.18 ERA (6 ER/17.0 IP) ... set a Triple-A World Series record with eight strikeouts in Game 3 vs. Vancouver, allowing two unearned runs on five hits over 7.2 IP.

■ **1998:** Named the No. 8 Prospect in the Sox organization according to a postseason survey by *Baseball America* ... split time between Class A Rockford in the Chicago Cubs organization and Class A Hickory ... went a combined 5-11 with a 5.10 ERA (76 ER/134.0 IP), 58 walks and 89 strikeouts ... won first start for Hickory on 8/3 at Columbia, allowing one run on two hits with 11 strikeouts over 6.0 IP ... acquisition was recommended by White Sox scout Nathan Durst.

■ **1997:** Started seven games for Rookie Mesa after being drafted by the Cubs in the first round of the June draft ... was named the No. 3 Prospect in Arizona League by *Baseball America* ... averaged 8.8 strikeouts (39 SO/40.0 IP) and 8.3 hits allowed (37 H) per 9.0 IP ... was signed by Steve Fuller (Cubs).

MISCELLANEOUS/PERSONAL

■ Single ... graduated in 1997 from John F. Kennedy High School in Granada Hills, Calif., where he was a two-time All-State Player of the Year recipient ... earned high school All-America honors ... a cousin, John Bushart, played in the Anaheim organization.

YEAR	CLUB	W-L	PCT	ERA	G	GS	CG	SHO	SV	IP	H	R	ER	HR	HB	BB-I	SO	WP	BK
1997	Mesa	3-2	.600	2.70	10	7	0	0	0	40.0	37	14	12	3	1	10-0	39	3	3
1998	Rockford	4-7	.364	5.03	19	19	1	0	0	107.1	124	69	60	11	8	45-0	70	5	1
	Hickory	1-4	.200	5.40	5	5	0	0	0	26.2	36	20	16	2	2	13-0	19	2	0
1999	Winston-Salem	5-7	.417	3.33	19	19	2	1	0	119.0	109	57	44	7	8	39-2	84	7	0
	Birmingham	3-1	.750	4.38	7	7	0	0	0	39.0	39	22	19	4	3	18-0	27	4	0
2000	Charlotte	9-2	.818	2.26	16	16	2	1	0	103.2	99	28	26	3	2	32-2	63	2	0
	WHITE SOX	4-8	.333	6.46	15	13	0	0	0	69.2	82	55	50	10	1	40-0	42	4	0
2001	Charlotte	0-3	.000	2.73	5	5	1	0	0	33.0	31	10	10	1	1	11-1	28	0	0
	WHITE SOX	6-7	.462	3.69	35	16	0	0	1	117.0	123	59	48	16	4	55-2	61	3	0
MINOR TOTALS		25-26	.490	3.59	81	78	6	2	0	468.2	475	220	187	31	25	168-5	328	23	4
A.L. TOTALS		10-15	.400	4.73	50	29	0	0	1	186.2	205	114	98	26	5	95-2	103	7	0
M.L. TOTALS		10-15	.400	4.73	50	29	0	0	1	186.2	205	114	98	26	5	95-2	103	7	0

YEAR	CLUB	AVG	G	AB	R	H	TB	2B	3B	HR	RBI	SH	SF	HB	BB	SO	SB	CS	E
2001	WHITE SOX	.000	4	2	0	0	0	0	0	0	0	0	0	0	0	1	0	0	1
M.L. TOTALS		.000	5	2	0	0	0	0	0	0	0	0	0	0	0	1	0	0	3

— Selected by the Chicago Cubs in the first round (10th overall) of free-agent draft (6/97).

— Traded by the Chicago Cubs to the White Sox in exchange for Matt Karchner (7/29/98).

— On White Sox disabled list with a bruised right elbow (8/19-9/4/00); included rehab assignment to Class AA Birmingham (8/30-9/2/00).

JON GARLAND'S STATISTICAL BREAKDOWN

	2001								CAREER							
	ERA	W-L	SV	IP	H	ER	BB	SO	ERA	W-L	SV	IP	H	ER	BB	SO
Anaheim	10.13	0-1	0	2.2	6	3	1	0	5.19	1-1	0	8.2	11	5	4	2
Baltimore	5.40	0-0	0	1.2	3	1	1	2	5.40	0-0	0	1.2	3	1	1	2
Boston	9.00	1-0	0	3.0	5	3	2	1	9.82	1-1	0	7.1	12	8	5	7
Cleveland	2.89	0-1	0	9.1	5	3	5	4	7.56	0-3	0	16.2	16	14	14	8
Detroit	11.25	0-1	0	4.0	8	5	4	3	7.20	1-1	0	10.0	13	8	9	7
Kansas City	2.70	2-0	0	30.0	29	9	9	13	4.00	2-1	0	36.0	38	16	10	18
Minnesota	0.00	0-0	0	6.1	1	0	2	4	0.00	0-0	0	6.1	1	0	2	4
New York-AL	3.38	0-1	0	5.1	5	2	1	4	3.38	0-1	0	5.1	5	2	1	4
Seattle	0.00	0-0	0	7.0	5	0	7	5	5.06	0-1	0	10.2	13	6	10	7
Tampa Bay	3.38	1-0	0	13.1	16	5	6	6	2.77	2-0	0	26.0	27	8	7	11
Texas	7.15	1-1	0	11.1	19	9	6	6	6.45	1-3	0	22.1	36	16	10	11
Toronto	1.80	1-0	0	10.0	6	2	3	6	3.68	1-1	0	14.2	12	6	8	10
Interleague	4.15	0-2	1	13.0	15	6	8	7	3.43	1-2	1	21.0	18	8	14	12
Chicago-NL	5.40	0-1	0	3.1	2	2	4	1	4.15	0-1	0	4.1	2	2	5	3
Milwaukee	2.45	0-0	1	3.2	5	1	2	3	2.53	1-0	1	10.2	8	3	7	6
Pittsburgh	0.00	0-0	0	1.0	0	0	1	0	0.00	0-0	0	1.0	0	0	1	0
St. Louis	5.40	0-1	0	5.0	8	3	1	3	5.40	0-1	0	5.0	8	3	1	3
Home	4.28	3-3	0	54.2	59	26	28	28	4.52	5-6	0	83.2	89	42	43	49
Road	3.18	3-4	1	62.1	64	22	27	33	4.89	5-9	1	103.0	116	56	52	54
Day	4.30	4-2	1	37.2	45	18	19	24	5.28	4-5	1	58.0	71	34	30	35
Night	3.40	2-5	0	79.1	76	30	36	37	4.48	6-10	0	128.2	134	64	65	68
Grass	3.88	5-7	1	104.1	114	45	49	54	5.01	9-15	1	167.0	189	93	89	95
Turf	2.13	1-0	0	12.2	9	3	6	7	2.29	1-0	0	19.2	16	5	6	8
Pre-ASG	3.95	3-3	0	43.1	43	19	18	25	4.94	3-4	0	47.1	51	26	20	28
Post ASG	3.54	3-4	1	73.2	80	29	37	36	4.65	7-11	1	139.1	154	72	75	75
May	5.14	2-2	0	21.0	26	12	10	12	5.14	2-2	0	21.0	26	12	10	12
June	3.63	1-1	0	17.1	16	7	6	11	3.63	1-1	0	17.1	16	7	6	11
July	2.78	1-1	1	22.2	18	7	12	7	4.70	3-3	1	44.0	41	23	25	21
August	2.08	2-0	0	30.1	33	7	14	15	3.42	3-2	0	52.2	61	20	21	23
Sept./Oct.	5.26	0-3	0	25.2	30	15	13	16	6.27	1-7	0	51.2	61	36	33	36
Starter	4.03	4-6	0	82.2	98	37	38	41	5.28	8-14	0	148.1	179	87	77	77
Reliever	2.88	2-1	1	34.1	25	11	17	20	2.58	2-1	1	38.1	26	11	18	26

JON GARLAND'S CAREER PITCHING AT MAJOR LEAGUE PARKS

PARK	ERA	W	L	SV	OPP	G	GS	IP	H	R	ER	HR	TBB	SO
Edison Field	5.19	1	1	0	0	2	2	8.2	11	10	5	1	4	2
Fenway Park	10.38	0	1	0	0	1	1	4.1	7	6	5	1	3	6
Corniskey Park	4.52	5	6	0	0	24	13	83.2	89	50	42	16	43	49
Jacobs Field	8.74	0	2	0	0	3	2	11.1	12	11	11	0	11	5
Comerica Park	4.50	1	0	0	0	1	1	6.0	5	3	3	1	5	4
Kauffman Stadium	5.68	1	1	0	0	4	3	19.0	25	13	12	2	4	8
Metrodome	0.00	0	0	0	0	1	0	3.0	1	0	0	0	1	2
Yankee Stadium	3.38	0	1	0	0	1	1	5.1	5	2	2	1	1	4
SAFECO Field	0.00	0	0	0	0	2	1	7.0	5	1	0	0	7	5
Tropicana Field	2.70	1	0	0	0	2	2	13.1	13	4	4	1	4	4
The Ballpark	5.73	1	1	0	0	2	2	11.0	16	7	7	1	5	4
SkyDome	2.70	0	0	0	0	2	0	3.1	2	1	1	0	1	2
Wrigley Field	9.00	0	1	0	0	2	0	2.0	1	2	2	0	3	2
Miller Park	2.45	0	0	1	1	2	0	3.2	5	1	1	1	2	3
Busch Stadium	5.40	0	1	0	0	1	1	5.0	8	3	3	1	1	3

Garland's Career Game Bests

- SO, Starter — 6 (7/2/00 at Bos., 4.1 IP)
- SO, Reliever — 4 (9/30/00 vs. K.C., 3.0 IP)
- BB, Starter — 0 (8/13/00 at T.B., 7.0 IP)
- BB, Reliever — 0 (3 times, last 7/17/01 at Mil., 3.0 IP)
- Hits, Starter — 3 (7/17/00 vs. Mil., 7.0 IP)
- Hits, Reliever — 1 (7/25/01 at Cle., 4.0 IP)
- IP, Starter — 7.0 (four times, last 8/21/01 at K.C.)
- IP, Reliever — 4.0 (7/25/01 at Cle.)

Garland's Career Fielding — P

Year, Club	Pct.	G	PO	A	E	TC	DP
2000, Chi.	.857	15	2	10	2	14	0
2001, Chi.	.962	35	8	17	1	26	4
Totals	.925	50	10	27	3	40	4



Given Name: Matthew Shane Ginter
Position: Pitcher
Bats: Right **Throws:** Right
Height: 6-1 **Weight:** 220
Opening Day Age: 24
Born: December 24, 1977, Winchester, Ky
Resides: Winchester, Ky.
First Pro Contract: White Sox.
Sox Acquisition: Selected in the first round (22nd overall), June 1999
 First-Year Player Draft.
Major League Service: 124 days.
Contract Status: Signed through 2002.



2001: Was rated by *Baseball America* as the No. 11 Prospect in the Sox organization ... appeared in 20 games (all in relief) with the White Sox over three separate stints, going 1-0 with a 5.22 ERA ... compiled a 9.45 ERA in the first half compared to 4.36 ERA after the All-Star Break ... limited opponents to a .238 (34-143) average ... left-handers batted just .215 (14-65) ... first batters were 3-18 (.167) ... compiled a 2.08 ERA (3 ER/13.0) in six appearances after being recalled from Class AAA Charlotte for the final time on 9/3 ... also appeared with the White Sox from 6/5-16 and 7/2-8/24 ... matched his career high with 5.0 IP on 10/1 at New York, allowing one run on two hits ... also went 5.0 IP on 8/2 at Kansas City, giving up one run on three hits ... recorded only win on 7/26 at Cleveland, allowing two runs in 2.2 IP ... struck out a career-high four batters on 7/5 vs. Minnesota ... went 2-3 with a 2.59 ERA (22 ER/76.1 IP) and 67 strikeouts in 22 games (10 starts) with Charlotte ... held opponents to a .219 average.

MAJOR LEAGUE HIGHLIGHTS

2000: Cited as the No. 4 Prospect in the White Sox organization in a postseason poll by *Baseball America* ... was recalled from Class AA Birmingham on 8/31 ... earned his first career victory in his major-league debut on 9/1 vs. Anaheim ... threw a scoreless eighth inning to become the eighth Sox pitcher of the season to earn his first career victory ... appeared in seven games (all in relief) with the Sox ... was selected to the United States Olympic Team but withdrew when he was recalled.

MINOR LEAGUE HIGHLIGHTS

2000: Was rated by *Baseball America* as the Seventh-Best Prospect in the Southern League after going 11-8 with a 2.25 ERA and 126 strikeouts in 27 games (26 starts) with Birmingham ... ranked second in the SL in ERA, third in IP (179.2) and tied for third in wins ... ranked third among all minor leaguers in ERA, and fifth among Class AA pitchers in IP and 15th in hits per 9.0 IP (7.6) ... ranked among the organizational leaders in ERA (2nd), IP (2nd), wins (T3rd), games started (T6th) and strikeouts (5th) ... limited opponents to a .234 (153-658) average ... made 23 quality starts ... posted a 2.1:1 strikeout-to-walk ratio (126 SO/60 BB) ... compiled a 1.63 ERA at home ... allowed just six home runs in 179.2 IP, an average of 0.30 per 9.0 IP ... was named Birmingham's Charles W. Lubin Award winner ... allowed more than four earned in a start just once (five on 4/18 at Jacksonville) ... struck out seven or more batters on eight different occasions ... went 9.0 IP twice but did not figure in either decision.

1999: Combined to go 5-2 with a 3.91 ERA (21 ER/48.1 IP) and 39 strikeouts in his pro debut with Rookie Tucson and Class A Burlington ... was named by *Baseball America* as Closest to the Majors and tied for Best Fastball from the White Sox 1999 draft class ... held opponents to a .240 (43-179) average ... appeared in three games before his promotion to Burlington ... went 2-0 with a 4.13 ERA (11 ER/24.0 IP) and 30 strikeouts in three playoff starts ... was the winning pitcher in the deciding Game 5 of the Midwest League championship series vs. Wisconsin, striking out 13 in a complete-game effort ... was 4-0 with a 1.03 ERA (4 ER/35.0 IP) in five starts with the Bees from 8/8-9/2 ... was recommended/signed by George Bradley and Warren Hughes.

MISCELLANEOUS/PERSONAL

Single ... attended Mississippi State ... slider was rated as the best in college baseball by *Baseball America* ... was a 1999 First-Team preseason All-America selection by *Baseball America* ... averaged 10.7 strikeouts (269 SO/225.2 IP) and 4.9 walks (123 BB) over his career ... was a member of the 1998 United States Olympic Team ... was the first player from the SEC selected in the 1999 First-Year Player Draft ... became the fifth Mississippi State pitcher selected in the first round in eight years ... was selected by the New York Yankees in the 1996 free agent draft but did not sign.

YEAR	CLUB	W-L	PCT	ERA	G	GS	CG	SHO	SV	IP	H	R	ER	HR	HB	BB-I	SO	WP	BK
1999	Tucson	1-0	1.000	3.24	3	0	0	0	1	8.1	5	4	3	0	0	3-0	10	0	0
	Burlington	4-2	.667	4.05	9	9	0	0	0	40.0	38	20	18	3	3	19-0	29	1	0
2000	Birmingham	11-8	.579	2.25	27	26	0	0	0	179.2	153	72	45	6	13	60-2	126	12	0
	WHITE SOX	1-0	1.000	13.50	7	0	0	0	0	9.1	18	14	14	5	0	7-0	6	1	0
2001	Charlotte	2-3	.400	2.59	22	10	0	0	0	76.1	62	26	22	3	7	24-4	67	5	0
	WHITE SOX	1-0	1.000	5.22	20	0	0	0	0	39.2	34	23	23	2	7	14-2	24	2	0
MINOR TOTALS		18-13	.581	2.60	61	45	0	0	1	304.1	258	122	88	12	23	106-6	232	18	0
A.L. TOTALS		2-0	1.000	6.80	27	0	0	0	0	49.0	52	37	37	7	7	21-2	30	3	0
M.L. TOTALS		2-0	1.000	6.80	27	0	0	0	0	49.0	52	37	37	7	7	21-2	30	3	0

— Selected by the White Sox in the first round (22nd overall) of First-Year Player Draft (6/99).

MATT GINTER'S STATISTICAL BREAKDOWN

	2001									CAREER								
	ERA	W-L	SV	IP	H	ER	BB	SO		ERA	W-L	SV	IP	H	ER	BB	SO	
Anaheim	11.57	0-0	0	2.1	4	3	1	1		14.54	1-0	0	4.1	6	7	4	1	
Boston	13.50	0-0	0	0.2	1	1	1	0		13.50	0-0	0	0.2	1	1	1	0	
Cleveland	5.40	1-0	0	5.0	4	3	1	5		7.71	1-0	0	9.1	14	8	4	8	
Detroit	3.00	0-0	0	3.0	2	1	2	0		4.50	0-0	0	4.0	3	2	2	2	
Kansas City	2.38	0-0	0	11.1	6	3	2	6		2.38	0-0	0	11.1	6	3	2	6	
Minnesota	3.86	0-0	0	4.2	7	2	1	6		4.76	0-0	0	5.2	8	3	1	6	
New York-AL	1.50	0-0	0	6.0	3	1	1	3		1.50	0-0	0	6.0	3	1	1	3	
Oakland	9.82	0-0	0	3.2	3	4	1	2		9.82	0-0	0	3.2	3	4	1	2	
Toronto	—	—	—	—	—	—	—	—		27.00	0-0	0	1.0	4	3	1	1	
Interleague	15.00	0-0	0	3.0	4	5	4	1		15.00	0-0	0	3.0	4	5	4	1	
Chicago-NL	13.50	0-0	0	0.2	1	1	2	0		13.50	0-0	0	0.2	1	1	2	0	
St. Louis	15.43	0-0	0	2.1	3	4	2	1		15.43	0-0	0	2.1	3	4	2	1	
Home	4.50	0-0	0	20.0	18	10	6	11		6.75	1-0	0	24.0	25	18	10	14	
Road	5.95	1-0	0	19.2	16	13	8	13		6.84	1-0	0	25.0	27	19	11	16	
Day	4.05	0-0	0	6.2	5	3	3	1		10.38	0-0	0	13.0	21	15	10	5	
Night	5.45	1-0	0	33.0	29	20	11	23		5.50	2-0	0	36.0	31	22	11	25	
Grass	5.26	1-0	0	37.2	31	22	13	22		6.85	2-0	0	46.0	48	35	20	28	
Turf	4.50	0-0	0	2.0	3	1	1	2		6.00	0-0	0	3.0	4	2	1	2	
Pre-ASG	9.45	0-0	0	6.2	9	7	4	5		9.45	0-0	0	6.2	9	7	4	5	
Post ASG	4.36	1-0	0	33.0	25	16	10	19		6.38	2-0	0	42.1	43	30	17	25	
June	13.50	0-0	0	4.0	5	6	4	1		13.50	0-0	0	4.0	5	6	4	1	
July	5.40	1-0	0	8.1	9	5	2	9		5.40	1-0	0	8.1	9	5	2	9	
August	5.65	0-0	0	14.1	12	9	4	7		5.65	0-0	0	14.1	12	9	4	7	
Sept./Oct.	2.08	0-0	0	13.0	8	3	4	7		6.85	1-0	0	22.1	26	17	11	13	
Starter	—	—	—	—	—	—	—	—		—	—	—	—	—	—	—	—	
Reliever	5.22	1-0	0	39.2	34	23	14	24		6.80	2-0	0	49.0	52	37	21	30	

MATT GINTER'S CAREER PITCHING AT MAJOR LEAGUE PARKS

PARK	ERA	W	L	SV	OPP	G	GS	IP	H	R	ER	HR	TBB	SO
Edison Field	11.57	0	0	0	0	1	0	2.1	4	3	3	0	1	1
Comiskey Park	6.75	1	0	0	1	15	0	24.0	25	18	18	5	10	14
Jacobs Field	9.00	1	0	0	0	3	0	7.0	11	7	7	1	4	6
Kauffman Stadium	3.38	0	0	0	0	3	0	5.1	3	2	2	1	2	4
Metrodome	6.00	0	0	0	0	2	0	3.0	4	2	2	0	1	2
Yankee Stadium	1.80	0	0	0	0	1	0	5.0	2	1	1	0	1	2
Busch Stadium	15.43	0	0	0	0	2	0	2.1	3	4	4	0	2	1

Ginter's Career Game Bests

SO, Reliever — 4 (7/5/01 vs. Min., 2-2 IP)
 BB, Reliever — 0 (8/2/01 vs. K.C., 5-0 IP)
 Hits, Reliever — 2 (10/2/01 at N.Y.-AL, 5-0 IP)
 IP, Reliever — 5.0 (twice, last 10/2/01 at N.Y.-AL)

Ginter's Career Fielding — P

Year, Club	Pct.	G	PO	A	E	TC	DP
2000, Chi.	1.000	7	0	1	0	1	0
2001, Chi.	1.000	20	3	4	0	7	0
Totals	1.000	27	3	5	0	8	0

Given Name: John Gary Glover**Position:** Pitcher**Bats:** Right**Throws:** Right**Height:** 6-5**Weight:** 205**Opening Day Age:** 25**Born:** December 3, 1976, Cleveland, Ohio**Resides:** DeLand, Fla.**First Pro Contract:** Toronto Blue Jays, selected in the 15th round, June 1994 free agent draft.**Sox Acquisition:** Obtained from the Toronto Blue Jays in exchange for pitcher Scott Eyre, November 7, 2000.**Major League Service:** 155 days.**Contract Status:** Signed through 2002.

■ **2001:** Made 46 appearances (11 starts) in his rookie season with the White Sox ... tied for fourth among American League rookies in appearances (56), ranked ninth in IP (100.1) and losses (five) ... was 3-1 with a 4.57 ERA in relief and 2-4 with a 5.21 ERA as a starter ... held opponents to a .233 (66-283) average after the All-Star Break compared to .302 (32-106) before ... Sox were 4-7 in his starts ... owned a 1.9:1 strikeout-to-walk ratio (63 SO/32 BB) ... averaged 5.7 strikeouts and 2.9 walks per 9.0 IP ... surrendered 16 home runs, tied for fifth among AL rookies ... limited opponents to a .252 (98-389) average ... did not allow more than three walks in any of his 11 starts, averaging 2.5 per start (16 BB/57.0 IP) ... yielded 8.8 hits per 9.0 IP (98 H/100.1 IP) ... posted seven holds ... allowed 33.3 percent (11-33) of inherited runners to score ... went 3-4 with a 4.14 ERA (38 ER/82.2 IP) in 33 games (11 starts) with the Sox following his recall from Class AAA Charlotte on 6/16 ... 36 of his first 37 appearances came in relief, but final 10 were as a starter ... had a perfect game through 5.0 IP en route to a career-high 7.2 IP in loss on 9/25 vs. Minnesota ... struck out a career-best seven in previous start on 9/19 vs. New York ... moved into the starting rotation on 8/12 at Seattle (ND, 1 ER/4.1 IP) ... earned first career win as a starter on 8/29 at Detroit (2 ER/6.0 IP) ... made spot start on 7/26 at Cleveland (1 ER/3.1 IP) in place of James Baldwin (traded to Los Angeles) ... made first career Opening Day roster ... struck out four in relief on 4/29 vs. Seattle ... earned first major-league victory on 4/10 vs. Cleveland with a career-high 3.2 IP in relief ... season-opening streak of 16 consecutive batters retired ended on 4/13 at Minnesota ... streak was the longest by a Sox pitcher since Keith Foulke retired 24 straight from 8/25-9/8/99 ... opened season with 7.2 consecutive scoreless relief IP but gave up 17 runs in his next 11.1 IP (13.91 ERA) ... was optioned to Class AAA Charlotte on 5/12.

Monthly Bests

Wins	2
	4/01
ERA	1.89
	7/01
SO	20
	9/01

MAJOR LEAGUE HIGHLIGHTS

■ **1999:** Was recalled from Class AAA Syracuse on 9/28 ... made his major-league debut on 9/30 at Cleveland ... threw 1.0 scoreless IP with one walk.

MINOR LEAGUE HIGHLIGHTS

■ **2000:** Ranked sixth among Class AAA pitchers in IP (166.2) and strikeouts (119) at Class AAA Syracuse in the Toronto system ... ranked third in the International League in IP and fifth in strikeouts ... led Syracuse in wins, starts, IP and strikeouts ... went 7-2 with a 3.41 ERA (26 ER/68.2 IP) in last 10 starts ... struck out seven-plus five times ... posted 13 quality starts ... lasted 6.0 IP or more in 11 straight outings from 7/1-8/23 ... threw 5.2 scoreless IP for Mexico in the Caribbean World Series.

■ **1999:** Combined to go 12-8 with a 4.32 ERA (78 ER/162.1 IP) and 134 strikeouts between Class AA Knoxville and Class AAA Syracuse ... began the season at Knoxville and was selected to the Southern League All-Star Team ... was named organizational Pitcher of the Month for May after going 6-0 with a 2.77 ERA at Knoxville ... tossed 21.0 consecutive scoreless IP in three starts (3-0) from 5/19-30 ... won seven straight decisions at one point ... was promoted to Class AAA Syracuse on 6/25.

■ **1998:** Combined to go 7-11 with a 4.91 ERA (80 ER/146.2 IP) between Knoxville and Class A Dunedin ... began the season at Knoxville but was sent to Dunedin after going 0-5 in his first eight starts ... allowed three runs or less in 12 of his 18 starts at Dunedin.

■ **1997:** Led the South Atlantic League with 17 losses but finished second in IP (173.2) and tied for fourth in strikeouts (155) at Class AAA Hagerstown ... led team with three complete games ... struck out 10 on 4/15 vs. Columbus.

- **1996:** Led the Pioneer League in complete games (two), tied for the lead in games started (15) and finished fourth in IP (83.2) at Medicine Hat ... was named PL Pitcher of the Week for 6/30-7/6.
- **1995:** Tied for second in the Gulf Coast League in complete games (two) at Rookie Dunedin.
- **1994:** Made pro debut with the Blue Jays GCL affiliate ... missed most of the season due to back strains.

MISCELLANEOUS/PERSONAL

- Single ... made an appearance at a Chicago White Sox Training Centers camp in 2001 ... graduated in 1994 from DeLand (Fla.) High School.

YEAR	CLUB	W-L	PCT	ERA	G	GS	CG	SHO	SV	IP	H	R	ER	HR	HB	BB-I	SO	WP	BK
1994	Blue Jays (GCL)	0-0	.000	47.25	2	0	0	0	0	1.1	4	8	7	1	1	4-0	2	1	1
1995	Blue Jays (GCL)	3-7	.300	4.91	12	10	2	0	0	62.1	62	48	34	4	11	26-0	46	8	0
1996	Medicine Hat	3-12	.200	7.75	15	15	2	0	0	83.2	119	94	72	14	6	29-1	54	8	1
1997	Hagerstown	6-17	.261	3.73	28	28	3	0	0	173.2	165	94	72	9	10	58-1	155	20	4
1998	Knoxville	0-5	.000	6.75	8	8	0	0	0	37.1	41	36	28	2	3	28-0	14	2	0
	Dunedin	7-6	.538	4.28	19	18	0	0	0	109.1	117	66	52	8	7	36-0	88	11	1
1999	Knoxville	8-2	.800	3.56	13	13	1	0	0	86.0	70	39	34	5	4	27-0	77	4	0
	Syracuse	4-6	.400	5.19	14	14	0	0	0	76.1	93	50	44	10	0	35-0	57	3	1
	TORONTO	0-0	.000	0.00	1	0	0	0	0	1.0	0	0	0	0	0	1-0	0	0	0
2000	Syracuse	9-9	.500	5.02	27	27	1	0	0	166.2	181	104	93	21	2	62-0	119	5	0
2001	WHITE SOX	5-5	.500	4.93	46	11	0	0	0	100.1	98	61	55	16	4	32-3	63	4	0
	Charlotte	2-1	.667	1.88	6	6	1	1	1	38.1	21	8	8	3	1	5-0	29	0	0
MINOR TOTALS		42-65	.393	4.79	144	139	10	1	0	835.0	873	547	444	77	45	310-2	641	62	8
A.L. TOTALS		5-5	.500	4.88	47	11	0	0	0	101.1	98	61	55	16	4	33-3	63	4	0
M.L. TOTALS		5-5	.500	4.88	47	11	0	0	0	101.1	98	61	55	16	4	33-3	63	4	0

*Led League

- Selected by Toronto in the 15th round of the free agent draft (6/94).
- On Rookie Dunedin disabled list (8/10-9/8/94).
- Traded by Toronto to the White Sox in exchange for Scott Eyre (11/7/00).

GARY GLOVER'S CAREER PITCHING AT MAJOR LEAGUE PARKS

PARK	ERA	W	L	SV	OPP	G	GS	IP	H	R	ER	HR	TBB	SO
Edison Field	36.00	0	0	0	0	1	0	1.0	6	4	4	0	0	1
Camden Yards	0.00	1	0	0	0	2	0	2.0	0	0	0	0	0	2
Fenway Park	0.00	0	0	0	1	1	0	2.0	1	0	0	0	0	1
Comiskey Park	5.08	2	4	0	0	23	4	51.1	48	32	29	10	13	27
Jacobs Field	4.38	0	0	0	0	5	2	12.1	9	7	6	2	5	7
Comerica Park	3.86	1	0	0	0	2	1	7.0	6	4	3	0	4	5
Kauffman Stadium	4.09	1	0	0	0	2	2	11.0	10	6	5	1	4	8
Metrodome	8.44	0	1	0	0	5	1	5.1	7	5	5	2	3	5
SAFECO Field	2.08	0	0	0	0	1	1	4.1	7	1	1	0	0	4
The Ballpark	0.00	0	0	0	0	1	0	0.2	2	0	0	0	0	1
Wrigley Field	0.00	0	0	0	0	2	0	1.1	1	0	0	0	0	1
Miller Park	3.86	0	0	0	0	1	0	2.1	1	1	1	1	0	1
Busch Stadium	13.50	0	0	0	0	1	0	0.2	0	1	1	0	1	1

Glover's Career Game Bests

SO, Starter — 7 (9/19/01 vs. N.Y.-AL, 6.0 IP)
 SO, Reliever — 4 (4/29/01 vs. Sea., 3.0 IP)
 BB, Starter — 0 (9/25/01 vs. Min., 7.2 IP)
 BB, Reliever — 0 (4/10/01 vs. Cle., 3.2 IP)
 Hits, Starter — 4 (9/25/01 vs. Min., 7.2 IP)
 Hits, Reliever — 0 (4/10/01 vs. Cle., 3.2 IP)
 IP, Starter — 7.2 IP (9/25/01 vs. Min.)
 IP, Reliever — 3.2 IP (4/10 vs. Cle.)
 Win Streak — 3 (4/29-8/29/01)

Glover's Career Fielding — P

Year, Club	Pct.	G	PO	A	E	TC	DP
1999, Tor.	.000	1	0	0	0	0	0
2001, Chi.	.960	46	9	15	1	25	0
Totals	.960	47	9	15	1	25	0

GARY GLOVER'S STATISTICAL BREAKDOWN

	2001									CAREER								
	ERA	W-L	SV	IP	H	ER	BB	SO		ERA	W-L	SV	IP	H	ER	BB	SO	
Anaheim	27.00	0-0	0	1.1	8	4	2	0		27.00	0-0	0	1.1	8	4	2	0	
Baltimore	0.00	1-0	0	3.2	2	0	3	3		0.00	1-0	0	3.2	2	0	3	3	
Boston	0.00	0-0	0	4.2	2	0	0	1		0.00	0-0	0	4.2	2	0	0	1	
Cleveland	4.09	1-1	0	22.0	16	10	5	11		3.91	1-1	0	23.0	16	10	6	11	
Detroit	3.38	1-0	0	8.0	6	3	4	6		3.38	1-0	0	8.0	6	3	4	6	
Kansas City	3.95	1-0	0	13.2	12	6	5	9		3.95	1-0	0	13.2	12	6	5	9	
Minnesota	6.14	0-3	0	14.2	15	10	3	8		6.14	0-3	0	14.2	15	10	3	8	
New York-AL	6.00	0-1	0	6.0	6	4	1	7		6.00	0-1	0	6.0	6	4	1	7	
Oakland	10.57	0-0	0	7.2	10	9	7	4		10.57	0-0	0	7.2	10	9	7	4	
Seattle	1.23	1-0	0	7.1	8	1	0	8		1.23	1-0	0	7.1	8	1	0	8	
Tampa Bay	0.00	0-0	0	3.1	3	0	0	0		0.00	0-0	0	3.1	3	0	0	0	
Texas	27.00	0-0	0	1.2	6	5	1	2		27.00	0-0	0	1.2	6	5	1	2	
Toronto	—	—	—	—	—	—	—	—		—	—	—	—	—	—	—	—	
Interleague	4.27	0-0	0	6.1	4	3	1	4		4.27	0-0	0	6.1	4	3	1	4	
Chicago-NL	0.00	0-0	0	1.1	1	0	0	1		0.00	0-0	0	1.1	1	0	0	1	
Milwaukee	3.86	0-0	0	2.1	1	1	0	1		3.86	0-0	0	2.1	1	1	0	1	
Pittsburgh	4.50	0-0	0	2.0	2	1	0	1		4.50	0-0	0	2.0	2	1	0	1	
St. Louis	13.50	0-0	0	0.2	0	1	1	1		13.50	0-0	0	0.2	0	1	1	1	
Home	5.08	2-4	0	51.1	48	29	13	27		5.08	2-4	0	51.1	48	29	13	27	
Road	4.78	3-1	0	49.0	50	26	19	36		4.68	3-1	0	50.0	50	26	20	36	
Day	2.54	3-1	0	28.1	15	8	8	21		2.54	3-1	0	28.1	15	8	8	21	
Night	5.88	2-4	0	72.0	83	47	24	42		5.79	2-4	0	73.0	83	47	25	42	
Grass	4.74	5-4	0	95.0	91	50	29	58		4.69	5-4	0	96.0	91	50	30	58	
Turf	8.44	0-1	0	5.1	7	5	3	5		8.44	0-1	0	5.1	7	5	3	5	
Pre-ASG	6.67	3-1	0	27.0	32	20	14	22		6.67	3-1	0	27.0	32	20	14	22	
Post ASG	4.30	2-4	0	73.1	66	35	18	41		4.24	2-4	0	74.1	66	35	19	41	
March/April	4.91	2-1	0	14.2	11	8	7	13		4.91	2-1	0	14.2	11	8	7	13	
May	27.00	0-0	0	3.0	14	9	3	2		27.00	0-0	0	3.0	14	9	3	2	
June	1.69	1-0	0	5.1	0	1	4	5		1.69	1-0	0	5.1	0	1	4	5	
July	1.89	0-0	0	19.0	15	4	3	9		1.89	0-0	0	19.0	15	4	3	9	
August	3.60	1-0	0	25.0	26	10	9	14		3.60	1-0	0	25.0	26	10	9	14	
Sept./Oct.	6.21	1-4	0	33.1	32	23	6	20		6.03	1-4	0	34.1	32	23	7	20	
Starter	5.21	2-4	0	57.0	56	33	16	37		5.21	2-4	0	57.0	56	33	16	37	
Relief	4.57	3-1	0	43.1	42	22	16	26		4.47	3-1	0	44.1	42	22	17	26	



TONY GRAFFANINO

17

Given Name: Anthony Joseph Graffanino

Position: Infielder

Bats: Right

Throws: Right

Height: 6-1

Weight: 190

Opening Day Age: 29

Born: June 6, 1972, Amityville, N.Y.

Resides: Marietta, Ga.

First Pro Contract: Atlanta Braves, selected in the ninth round of June 1990 free agent draft.

Sox Acquisition: Acquired from the Tampa Bay Devil Rays in exchange for pitcher Tanyon Sturtze, May 29, 2000.

Major League Service: Four years, 123 days.

Contract Status: Signed through 2003 (signed a two-year contract on December 20, 2001).



PLAYERS

■ **2001:** Made 14 starts at second base and 12 at third base ... with the required plate appearances, would have led the team with a .370 on-base percentage and ranked second with a .303 batting average ... hit .319 (15-47) vs. right-handers and .296 vs. lefties ... was 5-13 (.385) as a pinch-hitter ... batted .262 (22-84) in the first half and .361 (22-61) after the break ... ranked among the league leaders in pinch-hits (five) and RBI among pinch hitters (four) ... hit his second career pinch-hit homer on 6/23 at Baltimore, a two-run shot off John Parrish ... his pinch-hit home run was the first by a Sox player since Jose Valentin on 7/26/00 vs. Kansas City ... batted a career-high .452 (14-31) in August ... hit .247 (19-77) at Comiskey Park compared to .368 (25-68) on the road ... drove in game-winning runs in consecutive games on 9/21 and 9/22 vs. Kansas City ... had a season-long eight-game hitting streak from 8/1-23, going 14-31 (.452) ... matched his season-high with three hits (second time) on 8/23 at Kansas City ... made his first career appearance in the outfield on 6/3 vs. Detroit ... played in two other games in the outfield ... made one error in 83 chances (.988 percentage) at second base ... Sox were 9-5 in his starts at second.

Monthly Bests

AVG452
	8/01
HR	3
	3 times, last 7/98
RBI	9

MAJOR LEAGUE HIGHLIGHTS

■ **Career:** Has appeared in 414 career games, two at first base, 248 at second base, 47 at shortstop, 57 at third base and three in the outfield ... has 12 games of postseason experience.

■ **2000:** Made 19 starts at shortstop, 12 at second base and four at third after being acquired by the White Sox from Tampa Bay on 5/31 ... his contract was purchased from Class AAA Charlotte on 6/3 and made his Sox debut that afternoon at Houston as a late-inning defensive replacement ... hit .343 (23-67) before the All-Star Game, including a .368 (14-38) mark in June, and .228 (23-101) after the break ... batted .563 (9-16) vs. Cleveland and .462 (6-13) vs. the Yankees ... went 2-6 with a double, RBI and a run scored in his first start on 6/6 at Cincinnati ... recorded his first multiRBI game with the Sox on 6/14 at Cleveland ... went 3-3 with three runs scored on 6/25 vs. New York ... hit his first career grand slam and matched his career-high with four RBI (second time) on 8/9 vs. Seattle ... hit second homer with Sox on 8/17 at Baltimore ... appeared in one game of the ALDS vs. Seattle ... batted .300 (6-20) with one RBI in 13 games with Tampa Bay before being designated for assignment at the end of April ... played in 10 games with Class AAA Durham before his trade to the White Sox.

■ **1999:** Split season between Tampa Bay and Class AAA Durham ... contract was purchased from Durham on 7/30 after signing a minor-league contract with the Rays on 4/9 ... homered in his first game with Tampa Bay (8/1 at Oakland) ... was released by the Atlanta Braves on 4/2 ... ended season with a career-best 10-game hitting streak (.447, 17-38) ... started 17 games at shortstop and 17 at second base ... four triples ranked third on the team ... had three hits on three occasions.

■ **1998:** Spent his second full season with Atlanta ... made 68 starts at second base ... hit .354 (17-48) in July ... set a career high with four RBI on 7/29 at Cincinnati and four hits on 7/19 vs. Milwaukee ... appeared in one game in the NLDS vs. the Cubs ... was safe on an error as a pinch hitter in the 10th inning of Game 2 ... play advanced Walt Weiss to second before he eventually scored winning run ... appeared in four games (starting Games 3 and 6) of the NLDS vs. San Diego, going 1-3 with a double and RBI.

■ **1997:** Stepped in as Atlanta's full-time second baseman when Mark Lemke suffered a torn ligament in his ankle on 8/20 ... started 46 games, hitting .250 with seven home runs and 18 RBI ... homered in back-to-back starts on 6/22 at Philadelphia (first career, off Ron Blazier) and 6/26 vs. Philadelphia ... also homered in consecutive games on 8/26-27 ... appeared in three games of the ALDS vs. Houston (0-3) and went 2-8 in three games (two starts) of the NLCS vs. Florida.

■ **1996:** Was recalled by Atlanta from Class AAA Richmond on 4/19 after Mike Mordecai went onto the disabled list ... had three stints with the Braves ... was hit by San Diego's Joey Hamilton in his first major-league plate appearance on 4/19, then singled off Hamilton in his first official at-bat in the following inning ... was optioned to Richmond on 5/4 ... was also up on 5/24-6/12 and 9/3 through the end of the season.

MINOR LEAGUE HIGHLIGHTS

- **1999:** Batted .313 with 25 doubles, nine home runs and 58 RBI in 87 games at Class AAA Durham ... compiled a 10-game hitting streak from 5/8-18, going 23-41 (.561).
- **1996:** Appeared in 96 games at Class AAA Richmond.
- **1995:** Was assigned to Richmond following spring training ... was placed on the 15-day disabled list on 7/3 with a lower back strain and missed the remainder of the season.
- **1994:** Spent the year at Class AA Greenville and tied for sixth in the Southern League with a .300 average... went 2-2 in the Class AA All-Star Game ... hit .294 (5-17) in the SL playoffs.
- **1993:** Was named Class A Durham Player of the Year after leading the club in nine offensive categories, including home runs (15) and RBI (69) ... named to the Carolina League All-Star Team ... led CL second basemen with a .968 fielding percentage ... collected 10 total bases on 7/19.
- **1992:** Hit 10 home runs in 112 games at Class A Macon.
- **1991:** Finished fourth in the league in hits (95) and fifth in total bases (131) while hitting .347 with Idaho Falls of the Pioneer League ... selected to the league's postseason All-Star Team ... named Idaho Falls Player of the Year ... collected five hits on 7/13 vs. Medicine Hat.
- **1990:** Played 42 games with Rookie Pulaski ... was selected by the Braves in the ninth round of the June free agent draft.

COMMUNITY INVOLVEMENT

■ Among his charitable activities in 2001, established relationships with children from Mercy Home for Boys and Girls, focusing on the importance of spirituality in everyday life ... his wife, Nicole, collected toys during the White Sox and Cubs wives' toy drive that benefitted Feed The Children.

MISCELLANEOUS/PERSONAL

■ Married Nicole ... has two children: A.J. and Nicolas ... graduated from East Islip (N.Y.) High School in 1990 where he played baseball all four years.

YEAR	CLUB	AVG	G	AB	R	H	TB	2B	3B	HR	RBI	SH	SF	HB	BB	SO	SB	CS	E
1990	Pulaski	.206	42	131	23	27	34	5	1	0	11	1	1	2	2	17	6	3	24
1991	Idaho Falls	.347	66	274	53	95	131	16	4	4	56	2	2	3	27	37	19	4	29
1992	Macon	.240	112	400	50	96	151	15	6	10	31	4	4	8	50	84	9	6	17
1993	Durham	.275	123	459	78	126	211	30	5	15	69	2	4	4	45	78	24	11	15
1994	Greenville	.300	124	440	65	132	157	28	3	7	52	7	3	2	50	53	29	7	14
1995	Richmond	.190	50	179	20	34	52	6	0	4	17	1	2	1	15	49	2	2	4
1996	Richmond	.283	96	353	57	100	154	29	2	7	33	5	1	3	34	72	11	7	10
	ATLANTA	.174	22	46	7	8	11	1	1	0	2	0	1	1	4	13	0	0	2
1997	ATLANTA	.258	104	186	33	48	83	9	1	8	20	3	5	1	26	46	6	4	5
1998	ATLANTA	.211	105	289	32	61	92	14	1	5	22	1	1	2	24	68	1	4	11
1999	Durham	.313	87	345	66	108	172	25	6	9	58	3	5	3	37	46	16	9	1
	TAMPA BAY	.315	39	130	20	41	64	9	4	2	19	2	0	1	9	22	3	2	5
2000	TAMPA BAY	.300	13	20	8	6	7	1	0	0	1	0	0	1	2	0	0	0	0
	Durham	.286	10	35	9	10	19	3	0	2	6	0	0	0	7	8	2	0	0
	WHITE SOX	.270	57	148	25	40	53	5	1	2	16	1	1	1	21	25	7	4	6
2001	WHITE SOX	.303	74	145	23	44	59	9	0	2	15	4	3	1	16	29	4	1	7
MINOR TOTALS		.278	710	2616	422	728	1081	157	27	58	333	25	22	26	267	444	118	49	114
SOX TOTALS		.287	131	293	48	84	112	14	1	4	31	5	4	2	37	54	11	5	13
A.L. TOTALS		.296	183	443	76	131	183	24	5	6	51	7	4	4	47	78	14	7	18
N.L. TOTALS		.225	231	521	72	117	186	24	3	13	44	4	7	4	54	127	7	8	18
M.L. TOTALS		.257	414	964	148	248	369	48	8	19	95	11	11	8	101	205	21	15	36

—Selected by Atlanta in the ninth round of free agent draft (6/90).

—On Class AAA Richmond disabled list with a strained lower back (7/3/95-remainder of the season).

—Released by Atlanta (4/2/99).

—Signed by Tampa Bay as a free agent (4/9/99).

—Traded by Tampa Bay to the White Sox for pitcher Tanyon Sturtze (5/31/00).

DIVISION SERIES RECORD

YEAR	CLUB	AVG	G	AB	R	H	TB	2B	3B	HR	RBI	SH	SF	HB	BB	SO	SB	CS	E
1997	Atl. vs. Hou.	.000	3	3	0	0	0	0	0	0	0	0	0	0	2	1	0	0	0
1998	Atl. vs. Cin.	.000	1	0	0	0	0	0	0	0	0	0	0	0	0	0	0	0	0
2000	SOX vs. Sea.	.000	1	0	0	0	0	0	0	0	0	0	0	0	0	0	0	0	0
TOTALS		.000	5	3	0	0	0	0	0	0	0	0	0	0	2	1	0	0	0

LEAGUE CHAMPIONSHIP SERIES RECORD

YEAR	CLUB	AVG	G	AB	R	H	TB	2B	3B	HR	RBI	SH	SF	HB	BB	SO	SB	CS	E
1997	Atl. vs. Fla.	.250	3	8	1	2	3	1	0	0	0	0	0	0	0	3	0	0	0
1998	Atl. vs. S.D.	.333	4	3	1	1	2	1	0	0	1	0	0	0	2	1	0	0	0
TOTALS		.273	7	11	2	3	5	2	0	0	1	0	0	0	2	4	0	0	0

TONY GRAFFANINO'S CAREER BATTING AT MAJOR LEAGUE PARKS

PARK	AVG	G	AB	R	H	2B	3B	HR	RBI	SB	CS	BB	SO	OBP	SLG
Edison Field	.364	7	22	4	8	0	1	0	3	0	0	2	2	.417	.455
Camden Yards	.278	11	18	3	5	0	0	3	4	0	1	4	4	.409	.778
Fenway Park	.286	6	14	4	4	1	0	0	0	0	0	2	2	.375	.357
Comiskey Park	.243	64	148	30	36	9	1	2	16	6	0	20	40	.335	.358
Jacobs Field	.450	10	20	2	9	1	0	0	5	1	0	2	2	.500	.500
Comerica Park	.375	4	8	3	3	1	0	0	0	0	1	1	1	.444	.500
Tiger Stadium	.750	1	4	1	3	2	0	0	0	0	0	0	0	.750	1.250
Kauffman Stadium	.400	9	25	4	10	1	0	1	4	0	0	3	1	.483	.560
Metrodome	.238	9	21	3	5	0	0	0	1	0	1	1	2	.273	.238
Yankee Stadium	.303	11	33	5	10	2	1	0	4	1	2	3	7	.361	.424
Network Coliseum	.364	7	22	3	8	0	0	1	4	2	0	1	2	.375	.500
SAFECO Field	.350	8	20	2	7	2	1	0	1	1	0	1	3	.381	.550
Tropicana Field	.239	28	71	12	17	2	1	0	7	2	1	9	14	.333	.296
The Ballpark	.417	4	12	3	5	2	0	0	2	1	1	1	0	.462	.583
SkyDome	.200	3	5	0	1	0	0	0	0	0	0	1	2	.333	.200
Bank One Ballpark	.167	6	12	4	2	0	0	0	0	0	0	2	3	.286	.167
Fulton County	.125	8	8	2	1	0	0	0	0	0	0	0	4	.222	.125
Turner Field	.229	106	227	27	52	11	1	8	20	2	6	25	49	.305	.392
Wrigley Field	.143	6	14	0	2	1	0	0	1	0	0	2	3	.250	.214
Cinergy Field	.227	14	44	7	10	1	1	1	7	2	1	8	10	.340	.364
Coors Field	.438	8	16	3	7	1	0	0	1	0	0	2	2	.500	.500
Pro Player Stadium	.250	8	16	4	4	2	0	0	0	0	0	1	4	.294	.375
Astrodome	.133	7	15	2	2	1	0	0	1	0	0	1	5	.188	.200
Enron Field	.000	1	1	0	0	0	0	0	0	0	0	0	0	.000	.000
Dodger Stadium	.182	5	11	1	2	0	0	0	0	0	0	2	2	.357	.182
County Stadium	.400	2	5	1	2	0	0	0	1	0	0	0	2	.400	.400
Miller Park	—	1	0	0	0	0	0	0	0	0	0	0	0	—	—
Olympic Stadium	.176	7	17	2	3	2	0	0	2	0	0	0	3	.222	.294
Shea Stadium	.300	9	20	3	6	1	0	1	3	1	0	1	7	.318	.500
Veterans Stadium	.269	8	26	3	7	2	0	1	2	1	0	2	3	.321	.462
Three Rivers Stadium	.158	13	38	4	6	2	0	0	1	0	1	1	13	.179	.211
Busch Stadium	.200	8	15	1	3	0	1	0	1	0	0	0	1	.200	.333
Qualcomm Stadium	.238	8	21	3	5	1	0	1	3	0	0	3	8	.320	.429
3 Com Park	.200	7	15	2	3	0	0	0	1	1	0	0	4	.188	.200

Graffanino's Career Game Bests

Hits — 4 (7/19/98 vs. Mil.)
HR — 1 (19 times, last 6/23/01 at Bal.)
GS — 1 (8/9/00 vs. Sea.)
RBI — 4 (twice, last 8/9/00 vs. Sea.)
SB — 2 (7/26/97 at Cin.)
Hitting Streak — 10 (9/19-10/2/99)

Graffanino's Career Fielding — SS

Year, Club	Pct.	G	PO	A	E	TC	DP
1997, Atl.	1.000	2	0	2	0	2	0
1998, Atl.	1.000	2	0	1	0	1	0
1999, T.B.	.951	17	28	49	4	81	14
2000, T.B.	1.000	1	0	2	0	2	0
Chi.	.966	21	24	61	3	88	16
2001, Chi.	.857	4	2	4	1	7	2
Totals	.956	47	54	119	8	181	32

TONY GRAFFANINO'S STATISTICAL BREAKDOWN

	2001									CAREER								
	AVG	G	AB	H	HR	RBI	BB	SO		AVG	G	AB	H	HR	RBI	BB	SO	
Anaheim	.000	3	6	0	0	0	2	2		.296	10	27	8	0	3	4	3	
Baltimore	.500	4	2	1	1	2	1	1		.219	16	32	7	3	6	6	8	
Boston	.000	2	3	0	0	0	0	2		.195	14	41	8	0	1	3	11	
Chicago-AL	—	—	—	—	—	—	—	—		.154	4	13	2	0	0	1	2	
Cleveland	.462	8	13	6	1	4	1	1		.378	20	45	17	1	8	4	8	
Detroit	.158	6	19	3	0	0	2	6		.257	14	35	9	0	1	4	8	
Kansas City	.333	12	33	11	0	4	4	6		.283	19	46	13	1	6	6	8	
Minnesota	.300	8	10	3	0	0	0	2		.238	19	42	10	0	3	1	9	
New York-AL	.000	3	3	0	0	1	0	1		.340	19	47	16	0	5	8	10	
Oakland	.500	5	12	6	0	2	1	1		.361	13	36	13	1	7	2	4	
Seattle	.333	5	6	2	0	0	0	1		.333	13	33	11	1	6	3	6	
Tampa Bay	.600	2	5	3	0	1	1	1		.235	6	17	4	0	1	2	3	
Texas	.333	6	15	5	0	0	2	1		.346	11	26	9	0	3	6	1	
Toronto	.250	2	4	1	0	0	1	2		.111	6	9	1	0	0	1	3	
Interleague	.214	8	14	3	0	1	1	2		.227	31	66	15	1	3	8	12	
Arizona	—	—	—	—	—	—	—	—		.167	8	18	3	0	0	2	3	
Chicago-NL	.200	3	10	2	0	1	1	2		.222	15	36	8	0	2	5	8	
Cincinnati	—	—	—	—	—	—	—	—		.194	22	62	12	1	11	9	13	
Colorado	—	—	—	—	—	—	—	—		.355	15	31	11	1	3	4	5	
Florida	—	—	—	—	—	—	—	—		.212	18	33	7	0	0	5	9	
Houston	—	—	—	—	—	—	—	—		.146	16	41	6	2	3	1	8	
Los Angeles	—	—	—	—	—	—	—	—		.290	14	31	9	1	2	3	8	
Montreal	—	—	—	—	—	—	—	—		.222	17	36	8	0	3	2	7	
New York-NL	—	—	—	—	—	—	—	—		.242	18	33	8	1	4	3	10	
Milwaukee	—	1	0	0	0	0	0	0		.400	8	20	8	1	3	2	4	
Philadelphia	—	—	—	—	—	—	—	—		.244	17	41	10	2	3	4	7	
Pittsburgh	—	1	0	0	0	0	0	0		.175	18	40	7	0	1	1	14	
St. Louis	.250	3	4	1	0	0	0	0		.294	15	34	10	1	4	1	6	
San Diego	—	—	—	—	—	—	—	—		.241	15	29	7	1	3	4	11	
San Francisco	—	—	—	—	—	—	—	—		.200	14	30	6	1	3	4	8	
Home	.247	35	77	19	1	8	8	22		.235	202	446	105	10	43	52	107	
Road	.368	39	68	25	1	7	8	7		.276	212	518	143	9	52	49	98	
Day	.282	28	71	20	2	7	7	17		.223	137	327	73	7	28	39	76	
Night	.324	46	74	24	0	8	9	12		.275	277	637	175	12	67	62	129	
vs. Left	.319	—	47	15	1	6	8	6		.243	—	341	83	8	34	51	65	
vs. Right	.296	—	98	29	1	9	8	23		.265	—	623	165	11	61	50	140	
Grass	.309	68	136	42	2	15	14	25		.271	325	727	197	17	74	78	153	
Turf	.222	6	9	2	0	0	2	4		.215	89	237	51	2	21	23	52	
Pre-ASG	.262	41	84	22	2	6	11	17		.251	183	390	98	6	30	41	87	
Post ASG	.361	33	61	22	0	9	5	12		.261	231	574	150	13	65	60	118	
RISP	.200	—	35	7	0	12	1	7		.251	—	219	55	4	75	25	53	
Bases Loaded	.250	—	4	1	0	2	0	2		.278	—	18	5	1	15	2	8	
March/April	.389	6	18	7	1	2	1	4		.259	54	108	28	1	4	8	24	
May	.286	15	28	8	0	1	6	5		.263	50	99	26	1	8	13	21	
June	.162	17	37	6	1	3	4	8		.226	70	168	38	4	16	19	41	
July	.200	8	5	1	0	0	0	2		.300	50	110	33	4	13	12	18	
August	.452	12	31	14	0	4	5	5		.238	91	248	59	6	27	22	54	
Sept./Oct.	.308	16	26	8	0	5	0	5		.277	99	231	64	9	54	27	47	
As PH	.385	—	13	5	1	4	3	1		.231	—	65	15	2	7	10	14	
As DH	—	—	0	0	0	0	0	0		.000	—	1	0	0	0	0	0	

PLAYERS

Graffanino's Career Fielding — 2B

Year, Club	Pct.	G	PO	A	E	TC	DP
1996, Atl.	.969	18	24	39	2	65	8
1997, Atl.	.982	75	88	178	5	271	29
1998, Atl.	.971	93	139	227	11	377	41
1999, T.B.	.990	17	38	65	1	104	14
2000, T.B.	1.000	6	12	16	0	28	4
Chi.	.964	19	27	53	3	83	12
2001, Chi.	.988	20	32	51	1	84	13
Totals	.977	248	360	629	23	1012	122

Graffanino's Career Fielding — 3B

Year, Club	Pct.	G	PO	A	E	TC	DP
1997, Atl.	1.000	2	1	0	0	1	0
1998, Atl.	—	1	0	0	0	0	0
1999, T.B.	—	1	0	0	0	0	0
2000, T.B.	1.000	3	2	1	0	3	0
Chi.	1.000	12	10	8	0	18	2
2001, Chi.	.923	38	16	44	5	65	1
Totals	.943	57	29	53	5	87	3

MATT GUERRIER

43



Given Name: Matthew Olson Guerrier
Position: Pitcher
Bats: Right **Throws:** Right
Height: 6-3 **Weight:** 185
Opening Day Age: 23
Born: August 2, 1978, Cleveland, Ohio
Resides: Shaker Heights, Ohio
First Pro Contract: White Sox.
Sox Acquisition: Selected in the 10th round, June 1999 First-Year Player Draft.
Major League Service: None
Contract Status: Signed through 2002.

PLAYERS

■ **2001:** Led all minor leaguers with 18 victories while splitting the season between Class AAA Charlotte (7-1) and Class AA Birmingham (11-3) ... 18 wins were the most in the minor leagues since 1999 when Anaheim farmhand Doug Bridges also won 18 ... combined to go 18-4 with a 3.30 ERA (66 ER/180.0 IP), four complete games and 118 strikeouts his first season as a starter ... prior to the season, his first 78 career appearances had come in relief ... was tabbed by *Baseball America* as the No. 4 Prospect in the organization and a Second-Team Minor-League All-Star ... was also listed by the same publication as the No. 13 Prospect and as having the Best Breaking Pitch in the Southern League ... led the organization in wins and winning percentage (.818) and ranked among the leaders in IP (T1st, 180.0), complete games (2nd, four), shutouts (T2nd, one), games started (T3rd, 27), ERA (3.30) and strikeouts (118) ... made 18 quality starts ... issued 2.5 walks per 9.0 IP (50 BB) ... began the season with Birmingham where he was named to the SL midseason All-Star Team ... went 2.0 scoreless IP with three strikeouts in the game ... won final seven decisions with the Barons ... tossed a complete-game, four-hit shutout on 6/15 vs. Mobile ... was promoted to Charlotte on 7/5 ... led Knights with three complete games despite making only 12 starts ... posted a complete-game victory in his debut on 7/6 vs. Durham ... won his final four decisions, posting a 3.38 ERA (13 ER/34.2 IP) ... named International League Pitcher of the Week for 8/20-26 ... tossed a complete-game three-hitter on 8/23 vs. Richmond ... pitched for Mesa in the Arizona Fall League, going 0-2 with a 3.60 ERA in seven games (six starts).

MINOR LEAGUE HIGHLIGHTS

■ **Career:** Has gone 26-8 with a 2.83 ERA (84 ER/267.0 IP) over three minor-league seasons ... owns a .765 winning percentage ... has averaged 7.5 hits allowed (223 H) and 7.2 strikeouts per 9.0 IP.
 ■ **2000:** Combined to go 3-4 with a 1.86 ERA (12 ER/58.0 IP) between Class A Winston-Salem and Class AA Birmingham ... tied for second in the Carolina League with 19 saves and was fourth with 51 points in the Rolands Relief Man standings ... led the organization in saves (26) and games finished (47) and ranked third in appearances (53) ... held opponents to a .199 (42-211) average ... averaged 8.4 strikeouts per 9.0 IP (54 SO) ... promoted to Birmingham on 6/29 ... did not allow an earned run in 14 of last 15 outings.
 ■ **1999:** Was cited by *Baseball America* as making the Best Debut from the White Sox 1999 draft class ... combined to go 5-0 with a 1.55 ERA (5 ER/29.0 IP) between Advanced Rookie Bristol and Winston-Salem ... finished among the short-season leaders in strikeouts per 9.0 IP (8th, 12.97) and saves (T13th, 10) ... ranked fourth in the organization in saves (12) and sixth in games finished (23) ... threw 14.0 scoreless IP with 21 strikeouts in 10 relief appearances from 6/18-7/21 ... was recommended/signed by George Bradley and Larry Grefer.

MISCELLANEOUS/PERSONAL

■ Attended Kent State University, where he led the team in strikeouts (103) and IP (88.2) as a junior in 1999 ... averaged 10.4 strikeouts per 9.0 IP ... graduated from Shaker Heights (Ohio) High School ... was drafted by the Kansas City Royals in the 33rd round of the 1996 draft but did not sign.

YEAR	CLUB	W-L	PCT	ERA	G	GS	CG	SHO	SV	IP	H	R	ER	HR	HB	BB-I	SO	WP	BK
1999	Bristol	5-0	1.000	1.05	21	0	0	0	10	25.2	18	9	3	1	1	14-2	37	1	1
	Winston-Salem	0-0	.000	5.40	4	0	0	0	2	3.1	3	2	2	0	1	0-0	5	2	0
2000	Winston-Salem	0-3	.000	1.30	30	0	0	0	19	34.2	25	13	5	0	3	12-0	35	2	0
	Birmingham	3-1	.750	2.70	23	0	0	0	7	23.1	17	9	7	1	1	12-1	19	3	0
2001	Birmingham	11-3	.786	3.10	15	15	1	1	0	98.2	85	42	34	8	5	32-1	75	5	0
	Charlotte	7-1	.875	3.54	12	12	3	0	0	81.1	75	33	32	7	4	18-0	43	2	0
MINOR TOTALS		26-8	.765	2.80	105	27	4	1	38	267.0	223	108	83	17	15	88-4	214	15	1

— Selected by the White Sox in the 10th round of First-Year Player Draft (6/99).

WILLIE HARRIS

12



PLAYERS

Given Name: William Charles Harris

Position: Infielder/Outfielder

Bats: Left **Throws:** Right

Height: 5-9 **Weight:** 175

Opening Day Age: 23

Born: June 22, 1978, Cairo, Ga.

Resides: Cairo, Ga.

First Pro Contract: Baltimore Orioles, selected in the 24th round, June 1999 First-Year Player Draft.

Sox Acquisition: Obtained from Baltimore in exchange for outfielder Chris Singleton, January 29, 2002.

Major League Service: 29 days.

Contract Status: Signed through 2002.

■ **2001:** His contract was purchased by Baltimore on 9/2 ... made major-league debut later that day vs. Seattle ... collected first career hit (single off Cory Lidle) on 9/5 at Oakland ... recorded first multihit game on 9/21 at New York, going 2-4 with a double and two runs scored ... named by *Baseball Weekly* as Baltimore's Minor League Player of the Year and Top Hitter in the Orioles farm system ... was listed as the No. 8 Prospect in the Baltimore organization in a postseason poll conducted by *Baseball America* ... received the Brooks Robinson Award as the organization's top position player ... spent the season at Class AA Bowie ... was named to the Eastern League All-Star Team and the *Topps* Double-A All-Star squad ... was the runner-up for the EL Rookie of the Year Award ... ranked second among all Class AA second basemen in average (.305) ... also finished among minor-league leaders in stolen bases (2nd, 54) and hits (10th, 160) ... 54 stolen bases and .305 average ranked second and sixth, respectively, in the EL ... is the first player in the EL to hit over .300 and steal 50 bases in the same season since 1996 (Luis Castillo) ... batted .329 at home, .310 vs. right-handers and .295 vs. lefties ... recorded 55 multihit efforts ... posted a .364 on-base percentage ... hit safely in 10 straight games from 6/24-7/3 and 55 of final 66 (.364, 95-261) before promotion ... swiped 13 or more bases in a month twice, two or more in a game 13 times, three on two occasions and 10 straight from 5/17-28 ... played 90 games at second base and 40 in center field ... hit .393 (48-122) with six of his nine home runs in August ... named EL Player of the Week for 8/20-26 ... compiled hitting streaks of nine (twice), 10 and 14 games.

MINOR LEAGUE HIGHLIGHTS

■ **Career:** Has averaged 37 stolen bases, 23 doubles and six triples over his three-year career.

■ **2000:** Spent his first full season at Class A Delmarva ... was named by *Baseball America* as the Best Defensive Second Baseman in the South Atlantic League ... ranked among the SAL leaders in runs (2nd, 106), triples (T4th, 10) and walks (3rd, 89) ... finished second among Orioles minor-leaguers with 38 stolen bases ... was selected to the SAL All-Star Team ... appeared in 111 games at second base, 20 in center field and seven at shortstop ... hit .417 with three doubles and a triple in the SAL playoffs ... played for Maryvale in the Arizona Fall League.

■ **1999:** Spent majority of first pro season at Class A Delmarva ... combined to hit .265 (78-294) with two home runs and 35 RBI ... was recommended/signed by Lamar North (Orioles).

MISCELLANEOUS/PERSONAL

■ Attended Kennesaw State (Ga.) University ... is the nephew of former major-league infielder Ernest Riles ... joins the legendary Jackie Robinson as the only natives of Cairo, Ga. to reach the major leagues.

YEAR	CLUB	AVG	G	AB	R	H	TB	2B	3B	HR	RBI	SH	SF	HB	BB	SO	SB	CS	E
1999	Bluefield	.273	5	22	3	6	7	1	0	0	3	0	1	0	4	2	1	0	1
	Delmarva	.265	66	272	42	72	97	13	3	2	32	4	4	1	20	41	17	11	11
2000	Delmarva	.274	133	474	106	130	195	27	10	6	60	7	4	9	89	89	38	15	19
2001	Bowie	.305	133	525	83	160	222	27	4	9	49	10	4	5	46	71	54	16	14
	BALTIMORE	.125	9	24	3	3	4	1	0	0	0	1	0	0	0	7	0	0	0
MINOR TOTALS		.285	337	1293	234	368	521	68	17	17	144	21	13	15	159	203	110	42	45
A.L. TOTALS		.125	9	24	3	3	4	1	0	0	0	1	0	0	0	7	0	0	0
M.L. TOTALS		.125	9	24	3	3	4	1	0	0	0	1	0	0	0	7	0	0	0

— Selected by Baltimore in the 24th round of the First-Year Player Draft (6/99).

— Traded by Baltimore to the White Sox in exchange for Chris Singleton (1/25/02).

BOB HOWRY

46



Given Name: Bobby Dean Howry

Position: Pitcher

Bats: Left

Throws: Right

Height: 6-5

Weight: 220

Opening Day Age: 28

Born: August 4, 1973, Phoenix, Ariz.

Resides: Glendale, Ariz.

First Pro Contract: San Francisco Giants, selected in fifth round, June 1994 free agent draft.

Sox Acquisition: Obtained from the San Francisco Giants with Lorenzo Barcelo, Keith Foulke and Ken Vining and Mike Caruso and Brian Manning in exchange for Wilson Alvarez, Danny Darwin and Roberto Hernandez.

Major League Service: Three years, 99 days.

Contract Status: Signed through 2004 (signed a two-year contract extension with a club option for 2004 on July 28, 2001.)

PLAYERS

■ **2001:** Appeared in 69 games in relief, matching his career high ... his 78.2 IP were a career high ... tied for sixth in the American League with a career-high 21 holds ... 21 holds were the fourth-highest total by a Sox reliever since 1990, trailing only Barry Jones (32 in 1990), Kelly Wunsch (25 in 2000) and Keith Foulke (22 in 1999) ... allowed 119 baserunners in 78.2 IP, an average of 13.6 per 9.0 IP ... converted five of 11 save chances (45.5 percent) ... compiled a 4.89 ERA at home and a 4.41 mark on the road ... averaged 7.3 strikeouts per 9.0 IP (64 SO/78.2 IP) ... allowed 18 of 37 inherited runners to score (48.6 percent) ... first batters hit .306 (19-62) ... suffered last blown save on 9/22 vs. Kansas City (1 ER/1.0 IP) ... earned fifth save on 8/28 at Detroit (1.2 IP) ... posted holds in each of the games of the Texas sweep on 8/14-16 ... went a career-high 3.0 IP (1 ER) on 7/22 vs. Boston for fourth save ... tossed 4.0 scoreless IP with three strikeouts in the Cubs series at Comiskey Park (6/8-10) ... allowed two runs in 14.1 IP and posted three saves in 13 appearances from 5/28-6/26 ... earned first save of the season on 5/28 vs. Toronto (0.1 IP), one day after suffering first blown save at Detroit (1 ER/1.0 IP) ... took first loss on 5/15 at Seattle (1 ER/1.0 IP) and posted first victory on 5/9 vs. Anaheim (2.0 IP) ... took part in several weeklong rehabilitation sessions during the offseason at the Chicago Bulls/White Sox Training Academy in Lisle, Ill.

Monthly Bests

ERA	1.64
	7/99
SO	20
	6/00
Saves	6
	twice, last 9/99

MAJOR LEAGUE HIGHLIGHTS

■ **Career:** Has converted 49 of 68 save opportunities (72.1 percent) ... 49 saves rank 10th in White Sox history ... owns 55 career holds ... has struck out 8.4 batters per 9.0 IP (255 SO/271.2 IP) ... opposing left-handers have hit just .223 (109-488) while right-handers are at .245 (125-511).

■ **2000:** Was the Sox primary setup man, finishing second on the team with 14 holds ... limited opponents to a .216 (54-250) average, sixth-best among American League relievers ... also ranked among the AL relief leaders in average with men on base (6th, .207) and fewest runners per 9.0 IP (7th, 11.0) ... led Sox relievers with a .328 opponents slugging percentage and was second on the team with seven saves and 29 games finished and third in games (65) ... averaged 7.6 strikeouts (60 SO/71.0 IP) and 6.8 hits allowed per 9.0 IP ... limited left-handers to a .174 (21-121) average ... converted 58.3 percent (7-12) of his save chances ... allowed 15 of 38 (39.5 percent) inherited runners to score ... posted a 4.45 ERA (14 ER/28.1 IP) at home and a 2.32 mark (11 ER/42.2 IP) on the road ... ERA at night was 2.79 (15 ER/48.1 IP) compared to 3.97 (10 ER/22.2 IP) during the day ... compiled a 2.45 ERA (4 ER/14.2 IP) with 20 strikeouts in June and a 2.13 mark (3 ER/12.2 IP) in September/October ... allowed just three runs over his last 19.2 IP (1.37 ERA) covering 16 games ... did not allow an earned run in 11 outings from 8/17-9/13 (14.1 IP) ... compiled a 2.08 ERA (2 ER/8.2 IP) with 13 strikeouts in interleague play ... appeared in two games of the ALDS vs. Seattle, allowing one run on two hits with four strikeouts over 2.2 IP ... underwent arthroscopic surgery on his right shoulder on 10/12 at Palos Community Hospital in a procedure performed by White Sox senior team physician Dr. James Boscardin ... yielded a game-winning home run to John Flaherty on 8/13 at Tampa Bay ... posted saves on 6/13 at Cleveland and 6/16 at New York during the Sox 7-0 trip ... made six straight scoreless relief appearances from 5/29-6/9 (7.1 IP) and seven straight from 6/25-7/9 (7.2 IP) ... pitched in combined shutouts on 5/16 at New York (2.0 IP) and 9/13 vs. Detroit (1.0 IP) ... was automatically ejected in the ninth inning on 4/22 vs. Detroit after hitting Shane Halter with

an 0-2, two-out pitch in the ninth inning ... served a three-game suspension from 4/28-30 ... made six scoreless appearances (4.0 IP) after serving his suspension.

■ **1999:** Ranked ninth in the American League with 28 saves, eighth with 54 games finished and 10th in opponents average (.229) ... ranked seventh in the AL Roloids Relief Man standings with 76 points ... became the ninth Sox reliever (15th time) to reach 25 saves in a season on 9/26 at Minnesota ... struck out 80 batters in 67.2 IP, an average of 10.6 per 9.0 IP ... opposing batters hit just .172 (11-64) with runners in scoring position, fifth-best in the AL ... ranked eighth in the league with an 82.4 (28-34) save percentage ... first batters hit just .121 (7-58), which ranked second in the league behind New York's Mariano Rivera (.048) ... opposing lefties hit .226 (30-133) ... was 2-1 with 12 saves and a 2.16 ERA on the road ... earned first career victory on 6/30 at Kansas City ... converted first seven and final seven save opportunities ... ranked among AL leaders at the All-Star Break in saves (13) and save percentage (86.7) ... left game on 5/27 at Detroit after being struck in the face by a Deivi Cruz one-hopper ... 52 outings were scoreless.

■ **1998:** Led AL rookies with nine saves, ranked third in games (44) and 10th in strikeouts (51) ... no other AL rookie earned more than one save ... ranked among the league relief leaders in opponents average (3rd, .194), average with runners on base (5th, .189), baserunners per 9.0 IP (5th, 9.6), holds (T6th, 19) and first-batter average (10th, .175) ... led all AL rookie relievers in those categories ... his 19 holds were the most by a White Sox reliever since Barry Jones posted 32 in 1990 ... averaged 8.5 strikeouts per 9.0 IP (54.1 IP) ... earned all nine of his saves and posted a 2.27 ERA (11 ER/43.2 IP) in the second half ... converted nine of 11 save chances overall (81.8 percent) ... limited opponents to a .194 average (37-191), allowing 6.1 hits per 9.0 IP ... left-handers hit just .149 (13-87) ... compiled an ERA of 2.03 at home ... allowed two of 23 inherited runners (8.7 percent) to score ... posted a 2.7:1 strikeout-to-walk ratio (19 BB) ... compiled a streak of 16.0 consecutive scoreless IP from 7/11-8/2, retiring 22 straight hitters at one point ... threw 10.0 consecutive scoreless IP from 8/28-9/12 ... did not allow a run in 14.1 combined IP vs. Cleveland, New York and Seattle, allowing four hits and striking out 18 ... was recalled from Class AAA Calgary on 6/21, arriving at the ballpark as the game started ... made his major-league debut later that day, throwing 2.0 scoreless IP vs. Minnesota ... posted his first hold and first career strikeout (Manny Martinez) on 6/22 at Pittsburgh ... struck out a career-high five over 2.1 IP on 8/22 at Seattle.

MINOR LEAGUE HIGHLIGHTS

■ **1998:** Began the season with Class AAA Calgary, appearing in 23 games before being recalled by the White Sox ... led the Cannons with five saves at the time of his promotion on 6/21.

■ **1997:** Was converted to a reliever after starting 65 of first 68 career outings ... combined to go 6-3 with 24 saves and a 4.52 ERA (34 ER/67.2 IP) in 60 relief appearances between Class AA Shreveport in the San Francisco organization and Class AA Birmingham ... was traded by the Giants to the White Sox on 7/31 as part of a nine-player deal ... his 24 saves tied for fifth among all Class AAA and Class AA pitchers ... led the Texas League in saves, games finished (39) and relief points (72) ... was cited by *Baseball America* as the Best Reliever in the TL ... posted 10 saves in May and eight in June ... made his Barons debut on 8/1 vs. Huntsville ... pitched for the Mesa Saguaros in the Arizona Fall League.

■ **1996:** Made a career-high 27 starts at Class AA Shreveport ... after going 5-7 with a (.73 ER/114.1 IP) through July, rebounded to go 5-1 with a 1.70 ERA (8 ER/42.1 IP) in August ... made 14 quality starts in his final 21 outings ... allowed one hit over 6.0 scoreless IP on 5/28-1 vs. Arkansas.

■ **1995:** Posted career highs of 12 wins and 165.1 IP at Class A San Jose ... allowed five earned runs over 36.2 IP from 5/19-6/14 (1.23 ERA) ... posted complete-game win on 7/2 at Bakersfield ... tossed 7.0 scoreless IP on 7/24 vs. Lake Elsinore, fanning a season-high 10 ... also had scoreless outings on 4/11 vs. Visalia (7.0 IP), 6/1 vs. High Desert (7.0) and 8/29 vs. Bakersfield (6.0).

■ **1994:** Combined to go 1-7 in 14 games at Rookie Everett and Class A Clinton in his first professional season ... was signed by Giants scout Elanis Westbrook.

COMMUNITY INVOLVEMENT

■ Among his charitable activities in 2001, served meals to local children through the Greater Chicago Food Depository, attended the Make-A-Wish Foundation's Annual Wish Ball and contributed to Garth Brooks' "Touch 'Em All Foundation" ... joined Secretary of State Jesse White in promoting the need for organ donors ... his wife, Dena, joined Cubs wives to distribute toys at Abbott Elementary School in preparation for the Wives Toy Drive that benefitted Feed the Children at Comiskey Park ... Dena also participated in the toy drive ... in 2000, he attended the Opening Ceremonies of the Chicago Special Olympics, raised money for Chicago White Sox Charities at Relief Pitchers Comedy Night.

MISCELLANEOUS/PERSONAL

■ Married Dena du Pont ... has one child: Kalyn ... played collegiate baseball for one season at McNeese State University in Lake Charles, La. ... also attended Yavapai Junior College in Prescott, Ariz. ... team won the JC World Series in 1993 ... graduated in 1991 from Deer Valley High School in Glendale, Ariz.

YEAR	CLUB	W-L	PCT	ERA	G	GS	CG	SHO	SV	IP	H	R	ER	HR	HB	BB-I	SO	WP	BK
1994	Everett	0-4	.000	7.11	5	5	0	0	0	19.0	29	19	15	3	1	10-2	16	5	0
	Clinton	1-3	.250	4.20	9	8	0	0	0	49.1	61	28	23	1	3	16-0	22	4	2
1995	San Jose	12-10	.545	3.54	27	25	1	0	0	165.1	171	79	65	6	8	54-0	107	7	3
1996	Shreveport	10-8	.556	4.65	27	27	0	0	0	156.2	163	90	81	17	9	56-3	57	3	1
1997	Shreveport	6-3	.667	4.91	48	0	0	0	22	55.0	58	35	30	6	0	21-0	43	3	1
	Birmingham	0-0	.000	2.84	12	0	0	0	2	12.2	16	4	4	1	0	3-0	3	0	0
1998	Calgary	1-2	.333	3.41	23	0	0	0	5	31.2	25	12	12	2	2	10-3	22	4	0
	WHITE SOX	0-3	.000	3.15	44	0	0	0	9	54.1	37	20	19	7	2	19-2	51	2	0
1999	WHITE SOX	5-3	.625	3.59	69	0	0	0	28	67.2	58	34	27	8	3	38-3	80	3	1
2000	WHITE SOX	2-4	.333	3.17	65	0	0	0	7	71.0	54	26	25	6	4	29-2	60	2	0
2001	WHITE SOX	4-5	.444	4.69	69	0	0	0	5	78.2	85	41	41	11	4	30-9	64	6	0
MINOR TOTALS		30-30	.500	4.23	151	65	1	0	29	489.2	523	267	230	36	23	170-8	270	26	7
A.L. TOTALS		11-15	.423	3.71	247	0	0	0	49	271.2	234	121	112	32	13	116-16	255	13	1
M.L. TOTALS		11-15	.423	3.71	247	0	0	0	49	271.2	234	121	112	32	13	116-16	255	13	1

- Selected by San Francisco in the sixth round of the free agent draft (6/94).
- Traded by San Francisco with Lorenzo Barcelo, Keith Foulke and Ken Vining, Mike Caruso and Brian Manning to the White Sox for Wilson Alvarez, Danny Darwin and Roberto Hernandez (7/31/97).
- On Major League Baseball suspended list (4/28-30/00).

Save Pct. — Career: 49-68 (.72.1); 2001: 5-11 (45.5); 2000: 7-12 (58.3); 1999: 28-34 (82.4); 1998: 9-11 (81.2).
Holds — Career: 55; 2001: 21; 2000: 14; 1999: 1; 1998: 19.
Inherited Runners/Scored — Career: 37-111 (33.3); 2001: 18-37 (48.6); 2000: 15-38 (39.5); 1999: 2-13 (15.4); 1998: 2-23 (8.7).
First Batter Efficiency — Career: 49-217 (.226); 2001: 19-62 (.306); 2000: 16-57 (.281); 1999: 7-58 (.121); 1998: 7-40 (.175).

DIVISION SERIES RECORD

YEAR	CLUB	W-L	PCT	ERA	G	GS	CG	SHO	SV	IP	H	R	ER	HR	HB	BB-I	SO	WP	BK
2000	SOX vs. Sea.	0-0	.000	3.38	2	0	0	0	0	2.2	2	1	1	0	0	2-0	4	0	0

BOB HOWRY'S CAREER PITCHING AT MAJOR LEAGUE PARKS

PARK	ERA	W	L	SV	OPP	G	GS	IP	H	R	ER	HR	TBB	SO
Edison Field	9.53	0	0	1	1	6	0	5.2	10	9	6	1	4	9
Camden Yards	1.29	1	0	3	5	7	0	7.0	4	3	1	0	3	7
Fenway Park	6.35	0	1	2	2	6	0	5.2	5	4	4	0	4	4
Comiskey Park	4.19	7	8	25	33	127	0	139.2	123	67	65	19	56	133
Jacobs Field	1.80	0	0	4	5	12	0	15.0	11	3	3	2	4	14
Comerica Park	9.00	0	0	1	2	5	0	5.0	9	5	5	0	1	2
Tiger Stadium	5.40	0	0	1	2	5	0	5.0	8	3	3	1	0	1
Kauffman Stadium	0.98	1	0	5	5	13	0	18.1	9	2	2	1	7	17
Metrodome	3.24	0	0	2	2	9	0	8.1	13	3	3	1	0	8
Yankee Stadium	0.00	0	0	1	1	6	0	8.1	4	0	0	0	6	7
Network Coliseum	2.08	0	1	1	1	4	0	4.1	3	1	1	0	1	6
SAFECO Field	4.05	1	2	0	1	7	0	6.2	4	3	3	0	7	3
The Kingdome	0.00	0	0	0	0	2	0	3.1	0	0	0	0	0	8
Tropicana Field	8.10	0	2	0	3	8	0	6.2	8	7	6	3	6	3
The Ballpark	4.05	1	0	0	1	7	0	6.2	5	3	3	2	4	5
SkyDome	1.93	0	1	2	2	9	0	9.1	6	2	2	0	5	11
Wrigley Field	5.40	0	0	0	0	4	0	3.1	2	2	2	1	1	4
Cinergy Field	0.00	0	0	0	0	2	0	1.2	0	0	0	0	0	3
Enron Field	0.00	0	0	0	0	1	0	2.0	0	0	0	0	1	4
Astrodome	6.75	0	0	0	0	2	0	2.2	3	2	2	1	2	1
Miller Park	0.00	0	0	0	0	1	0	2.0	2	0	0	0	0	2
County Stadium	0.00	0	0	0	0	1	0	2.0	0	0	0	0	0	1
Three Rivers	0.00	0	0	0	0	1	0	1.0	2	0	0	0	1	1
Busch Stadium	4.50	0	0	1	2	2	0	2.0	3	2	1	0	1	1

BOB HOWRY'S STATISTICAL BREAKDOWN

	2001									CAREER								
	ERA	W-L	SV	IP	H	ER	BB	SO		ERA	W-L	SV	IP	H	ER	BB	SO	
Anaheim	4.15	1-0	0	4.1	5	2	0	5		4.50	2-0	2	12.0	14	6	6	16	
Baltimore	2.70	0-0	0	3.1	1	1	2	3		4.11	1-0	3	15.1	11	7	5	14	
Boston	2.70	0-0	1	3.1	3	1	1	0		4.50	0-1	5	14.0	14	7	6	8	
Cleveland	8.18	1-0	0	11.0	17	10	3	9		3.60	1-0	5	30.0	26	12	10	28	
Detroit	2.16	1-0	1	8.1	6	2	2	6		4.29	1-0	4	21.0	21	10	4	13	
Kansas City	2.40	0-0	1	15.0	13	4	5	14		2.25	1-0	5	32.0	22	8	10	34	
Minnesota	4.50	0-0	0	8.0	12	4	1	8		2.14	0-0	4	21.0	23	5	5	21	
New York-AL	9.00	0-0	0	2.0	3	2	2	0		5.65	0-0	3	14.1	13	9	12	14	
Oakland	15.43	0-2	0	2.1	6	4	2	3		4.97	0-0	2	12.2	14	7	7	14	
Seattle	2.08	0-1	0	4.1	4	1	4	0		1.96	1-2	3	18.1	8	4	9	18	
Tampa Bay	13.50	0-1	0	1.1	3	2	1	1		5.27	0-3	2	13.2	14	8	10	9	
Texas	2.25	1-0	0	4.0	3	1	2	3		5.89	3-3	3	18.1	19	12	9	14	
Toronto	0.00	0-0	1	2.2	1	0	1	1		1.84	0-2	4	14.2	8	3	6	14	
Interleague	7.27	0-1	1	8.2	8	7	4	11		3.67	1-1	4	34.1	23	14	17	38	
Chicago-NL	3.60	0-0	1	5.0	3	2	2	6		1.93	1-0	1	9.1	5	2	3	13	
Cincinnati	0.00	0-0	0	1.0	0	0	0	2		0.00	0-0	0	3.0	0	0	0	5	
Houston	—	—	—	—	—	—	—	—		3.18	0-0	1	5.2	4	2	3	6	
Milwaukee	0.00	0-0	0	2.0	2	0	0	2		2.08	0-0	0	8.2	7	2	4	5	
Pittsburgh	67.50	0-1	0	0.2	3	5	2	1		9.00	0-1	1	5.0	7	5	5	7	
St. Louis	—	—	—	—	—	—	—	—		10.13	0-0	1	2.2	4	3	2	2	
Home	4.89	4-3	3	46.0	50	25	18	39		4.19	7-8	25	139.2	123	65	56	133	
Road	4.41	0-2	2	32.2	35	16	12	25		3.20	4-7	24	132.0	111	47	60	122	
Day	4.98	1-3	2	21.2	26	12	9	14		3.96	2-7	21	77.1	64	34	41	61	
Night	4.58	3-2	3	57.0	59	29	21	50		3.61	9-8	28	194.1	170	78	75	194	
Grass	4.68	4-5	5	73.0	76	38	29	60		3.73	11-12	45	236.2	202	99	102	220	
Turf	4.76	0-0	0	5.2	9	3	1	4		3.55	0-3	4	33.0	32	13	14	35	
Pre-ASG	4.58	3-3	3	39.1	39	20	15	37		4.08	6-6	20	123.2	110	56	60	127	
Post ASG	4.81	1-2	2	39.1	46	21	15	27		3.41	5-9	29	148.0	124	56	56	128	
April	3.48	0-0	0	10.1	12	4	4	8		3.72	0-0	7	29.0	25	12	12	26	
May	6.00	2-2	1	9.0	10	6	4	6		6.04	3-4	3	28.1	33	19	20	27	
June	2.12	1-0	2	17.0	13	4	5	19		2.28	2-0	10	51.1	36	13	22	59	
July	7.80	0-1	1	15.0	18	13	6	13		4.07	1-4	5	55.1	44	25	17	54	
August	3.86	1-2	1	14.0	15	6	5	11		3.61	5-6	10	57.1	47	23	24	48	
Sept./Oct.	5.40	0-0	0	13.1	17	8	6	7		3.58	0-1	14	50.1	49	20	21	41	
Starter	—	—	—	—	—	—	—	—		—	—	—	—	—	—	—	—	
Reliever	4.69	4-5	5	78.2	85	41	30	64		3.71	11-15	49	271.2	234	112	116	255	

PLAYERS

Howry's Career Game Bests

SO, Reliever — 5 (8/22/98 at Sea., 2.1 IP)
BB, Reliever — 0 (last 7/22/01 vs. Bos., 3.0 IP)
Hits, Reliever — 0 (last 6/8/01 vs. Cubs, 2.0 IP)
IP, Reliever — 3.0 (7/22/01 vs. Bos.)
Win Streak — 2 (6/30-7/9/99)
Consecutive Saves — 8 (9/12/99-4/12/00)

Howry's Career Fielding — P

Year, Club	Pct.	G	PO	A	E	TC	DP
1998, Chi.	.900	44	2	7	1	10	0
1999, Chi.	1.000	69	2	3	0	5	0
2000, Chi.	1.000	65	3	6	0	9	1
2001, Chi.	1.000	69	2	10	0	12	0
Totals	.972	247	9	26	1	36	1

2001 Roloids Relief Man Team Bullpen Standings

Club	W	L	TOTAL SAVES	TOUGH SAVES	BLOWN SAVES	ROLAIDS POINTS
New York Yankees	31	17	57	6	13	179
Seattle Mariners	33	15	56	7	17	177
Chicago White Sox	29	21	51	5	20	134
Houston Astros	29	21	48	1	17	127
New York Mets	28	23	48	4	16	126



Given Name: Thomas Patrick Jacquez

Position: Pitcher

Bats: Left

Throws: Left

Height: 6-2

Weight: 195

Opening Day Age: 26

Born: December 29, 1975, Stockton, Calif.

Resides: Stockton, Calif.

First Pro Contract: Philadelphia Phillies, selected in the sixth round, June 1997 First-Year Player Draft.

Sox Acquisition: Claimed off waivers from the Philadelphia Phillies, January 17, 2002.

Major League Service: 24 days.

Contract Status: Signed through 2002.

■ **2001:** Spent the season at Class AAA Scranton in the Philadelphia system and reached double figures in wins (10-6) for the first time in his career ... averaged 7.1 strikeouts (86 SO/109.1 IP) and 2.4 walks (29 BB) per 9.0 IP ... opponents batted .246, with lefties at .232 and right-handers .249 ... began the season in the bullpen but was moved into the starting rotation on 6/9 ... went 5-2 with a 2.73 ERA (18 ER/59.1 IP) in nine starts and 5-4 with a 3.60 ERA (20 ER/50.0 IP) in 24 relief outings ... seven of his nine starts were quality ... lasted at least 8.0 IP in each of his last three starts, allowing six earned runs in 25.0 IP (2.16 ERA) ... went 2-1 with a 1.53 ERA (5 ER/29.1 IP) in June and 4-1 with a 3.13 ERA (9 ER/25.2 IP) in July ... was named the Phillies Minor League Pitcher of the Week for 8/20-26 when he went 2-0 with a 1.59 ERA ... recorded a complete-game victory on 8/21 vs. Buffalo, allowing one run on five hits with no walks and a season-high eight strikeouts ... also fanned eight on 7/8 at Buffalo ... start on 6/9 vs. Norwich was his first since 1999 ... was on the disabled list from 5/1-17 with a mild strain of his left elbow ... won four consecutive decisions from 6/28-7/14, allowing four earned runs over 20.2 IP (1.74 ERA).

MAJOR LEAGUE HIGHLIGHTS:

■ **2000:** Contract was purchased by Philadelphia on 9/8 ... made major-league debut on 9/9 at the Mets, throwing 0.2 scoreless IP with one strikeout (Todd Zeile) ... earned first major-league save on 9/17 vs. Florida ... allowed four runs on 9/19 vs. Pittsburgh and 9/30 at Florida ... in his other seven outings, gave up one run in 4.2 IP ... played for Zulia in the Venezuelan Winter League, going 1-0 with a 1.74 ERA.

MINOR LEAGUE HIGHLIGHTS

■ **2000:** Combined to go 5-4 with a 2.30 ERA (21 ER/82.0 IP) and four saves in 48 games (one start) between Class AA Reading and Class AAA Scranton ... began the season at Reading ... earned save in season opener on 4/7 at Bowie ... went season-high 4.0 IP for a save on 4/28 at Harrisburg ... picked up third save in next outing on 5/2 ... was promoted to Scranton on 5/18 ... was the winning pitcher in his first Class AAA appearance on 5/21 at Richmond ... earned only save on 6/8 vs. Syracuse ... threw 14.2 consecutive scoreless IP from 6/21-7/13 ... appeared in one postseason game for the Red Barons ... his contract was purchased by the Phillies on 9/8.

■ **1999:** Spent majority of season at Reading (38 games) but also pitched in three contests with Scranton ... began season at Reading, where he was named co-recipient of the Eugene L. Shirk Community Service Award ... recorded wins in his first three starts ... made first relief appearance on 6/19 at Portland ... earned first professional save on 7/26 vs. Bowie ... was promoted to Scranton on 8/29.

■ **1998:** Finished third in the Florida State League with 169.2 IP at Class A Clearwater ... yielded a league-high 215 hits ... recorded a complete-game, one-hit shutout in 2-0 win vs. Brevard County on 7/24 ... played for Delaware in the Maryland Fall League, going 4-0 with a 1.41 ERA.

■ **1997:** Split first pro season between Advanced Rookie Batavia and Class A Piedmont ... combined to go 4-5 with a 4.08 ERA (29 ER/64.0 IP) ... pitched in the Florida Instructional League.

MISCELLANEOUS/PERSONAL

■ Single ... last name is pronounced "ha-KEZ" ... graduated in 1994 from Lincoln High School in Stockton, Calif. ... attended UCLA, where he was a college teammate of current Sox pitcher Jim Parque ... went 10-4 with a 3.12 ERA in 1997 as the No. 2 starter (behind Parque) for a team that reached the College World Series ... led the Pac 10 in IP (116.1) and was second in ERA (2.94) ... was named to the All-Pac 10 Southern Division first team ... father, Pat, pitched in two games for the White Sox in 1971.

YEAR	CLUB	W-L	PCT	ERA	G	GS	CG	SHO	SV	IP	H	R	ER	HR	HB	BB-I	SO	WP	BK
1997	Batavia	2-1	.667	2.42	4	4	0	0	0	22.1	20	6	6	0	3	2-0	20	0	0
	Piedmont	2-4	.333	4.97	8	8	0	0	0	41.2	45	29	23	2	3	13-0	26	1	0
1998	Clearwater	9-11	.450	4.30	29	28	2	1	0	169.2	215	102	81	12	3	31-3	108	5	4
1999	Reading	6-5	.545	5.28	38	14	0	0	1	122.2	149	84	72	20	11	32-1	68	1	0
	Scranton	0-1	.000	2.45	3	0	0	0	0	3.2	4	1	1	0	0	0-0	4	0	0
2000	Reading	0-3	.000	2.95	13	0	0	0	3	27.1	26	11	9	2	0	9-0	21	1	0
	Scranton	5-1	.833	1.98	35	1	0	0	1	54.2	53	15	12	3	3	20-1	34	1	0
	PHILADELPHIA	0-0	.000	11.05	9	0	0	0	1	7.1	10	9	9	2	0	3-1	6	0	0
2001	Scranton	10-6	.625	3.13	33	9	1	0	0	109.1	100	43	38	8	3	29-0	86	0	0
MINOR TOTALS		34-32	.515	3.95	163	64	3	1	5	551.1	612	291	242	47	26	136-5	367	9	4
N.L. TOTALS		0-0	.000	11.05	9	0	0	0	1	7.1	10	9	9	2	0	3-1	6	0	0
M.L. TOTALS		0-0	.000	11.05	9	0	0	0	1	7.1	10	9	9	2	0	3-1	6	0	0

*Led League

- Selected by Philadelphia in the sixth round of First-Year Player Draft (6/97).
- On Class AAA Scranton disabled list with a mild strain of left elbow (5/1-17/01).
- Claimed off waivers by the White Sox (1/17/02).

THOMAS JACQUEZ'S STATISTICAL BREAKDOWN

	2001								CAREER							
	ERA	W-L	SV	IP	H	ER	BB	SO	ERA	W-L	SV	IP	H	ER	BB	SO
Florida	—	—	—	—	—	—	—	—	27.00	0-0	1	1.1	2	4	2	2
Montreal	—	—	—	—	—	—	—	—	0.00	0-0	0	1.0	0	0	0	1
New York-NL	—	—	—	—	—	—	—	—	9.00	0-0	0	1.0	1	1	0	1
Pittsburgh	—	—	—	—	—	—	—	—	15.43	0-0	0	2.1	7	4	1	2
Interleague	—	—	—	—	—	—	—	—	—	—	—	—	—	—	—	—
Home	—	—	—	—	—	—	—	—	11.25	0-0	1	4.0	8	5	1	4
Road	—	—	—	—	—	—	—	—	10.80	0-0	0	3.1	2	4	2	2
Day	—	—	—	—	—	—	—	—	0.00	0-0	1	1.1	0	0	0	1
Night	—	—	—	—	—	—	—	—	13.50	0-0	0	6.0	10	9	3	5
Grass	—	—	—	—	—	—	—	—	10.80	0-0	0	3.1	2	4	2	2
Turf	—	—	—	—	—	—	—	—	11.25	0-0	1	4.0	8	5	1	4
Pre-ASG	—	—	—	—	—	—	—	—	—	—	—	—	—	—	—	—
Post ASG	—	—	—	—	—	—	—	—	11.05	0-0	1	7.1	10	9	3	6
Sept./Oct.	—	—	—	—	—	—	—	—	11.05	0-0	1	7.1	10	9	3	6
Starter	—	—	—	—	—	—	—	—	—	—	—	—	—	—	—	—
Reliever	—	—	—	—	—	—	—	—	11.05	0-0	1	7.1	10	9	3	6

THOMAS JACQUEZ'S CAREER PITCHING AT MAJOR LEAGUE PARKS

PARK	ERA	W	L	SV	OPP	G	GS	IP	H	R	ER	HR	TBB	SO
Wrigley Field	0.00	0	0	0	0	2	0	1.2	0	0	0	0	0	0
Pro Player Stadium	36.00	0	0	0	0	1	0	1.0	2	4	4	1	2	1
Shea Stadium	0.00	0	0	0	0	1	0	0.2	0	0	0	0	0	1
Veterans Stadium	11.25	0	0	1	1	5	0	4.0	8	5	5	1	1	4

Jacquez's Career Game Bests

SO, Reliever — 1 (six times, last 9/30/00 at Fla., 1.0 IP)
BB, Reliever — 0 (twice, last 9/28/00 at Cubs, 1.0 IP)
Hits, Reliever — 0 (twice, last 9/28/00 at Cubs, 1.0 IP)
IP, Reliever — 1.2 (9/19/00 vs. Pit.)
Win Streak — None
Consecutive Saves — 1 (9/17/00-current)

Jacquez's Career Fielding — P

Year, Club	Pct.	G	PO	A	E	TC	DP
2000, Phi.	1.000	9	1	1	0	2	0
Totals	1.000	9	1	1	0	2	0

MARK JOHNSON

8

Given Name: Mark Landon Johnson**Position:** Catcher**Bats:** Left**Throws:** Right**Height:** 6-0**Weight:** 185**Opening Day Age:** 26**Born:** September 12, 1975, Wheatridge, Colo.**Resides:** Warner Robins, Ga.**First Pro Contract:** White Sox.**Sox Acquisition:** Selected in the first round (26th overall) of the June 1994 free agent draft.**Major League Service:** Two years, 124 days.**Contract Status:** Signed through 2002.

■ **2001:** Batted a career-high .249 in his third season with the White Sox ... Sox pitching staff owned a 4.51 ERA (248 ER/495.1 IP) when he was behind the plate ... threw out 31.9 percent (15-47) of attempted basestealers, which would have ranked third in the American League with the required attempts ... threw out eight of 13 runners in one stretch from 7/13-8/5 ... his .992 fielding

percentage (3 E/360 TC) would have tied for third in the American League with the required chances ... ranked fourth in the AL with 10 sacrifice bunts ... hit .289 in July and .294 in September/October ... batted .262 vs. right-handers and .179 vs. lefties, .351 during the day and .198 at night ... was 20-73 (.274) with 14 RBI with runners on base and 23-100 (.230) with none on ... homered three times over his final nine games ... drove in six runs in eight games vs. Cleveland ... matched his career high with three RBI on 9/29 at Kansas City ... compiled a career-high seven-game hitting streak from 6/21-7/13, going 8-25 (.320) ... began the season at Class AAA Charlotte, batting .270 in 55 games before being recalled on 6/19.

MAJOR LEAGUE HIGHLIGHTS

■ **2000:** Spent the season with the White Sox, appearing in 58 of the team's first 105 games through July ... threw out 19 of 57 (33.3 percent) attempted basestealers ... Sox pitchers owned a 4.99 ERA (334 ER/602.0 IC) when he was behind the plate ... was not on the club's 25-man roster for the ALDS vs. Seattle ... appeared in 17 games after Charles Johnson was acquired on 7/31 ... batted .250 (26-104) on the road and .202 (22-109) at home ... best monthly average was a .244 (11-45) mark in June ... hit a two-run double off Troy Percival with two outs in the ninth inning on 7/30 at Anaheim to send the game into extra innings (Sox won in 10) ... along with Carlos Lee and Chris Singleton, was one of three players to record two hits in the fourth inning on 4/18 vs. Seattle ... hit the first of four Sox home runs (sixth inning) on 5/3 vs. Toronto ... posted back-to-back three-hit games from 6/16-18 ... matched his career-high with three RBI on 6/18 at New York ... matched career-high with three hits on 8/30 at Oakland ... posted three five-game hitting streaks.

■ **1999:** Spent his first full season in the major leagues ... batted .264 (28-106) after the All-Star Break ... average increased every month in the second half ... batted .307 (23-75) over his final 26 games ... drew 37 walks for a .325 on-base percentage ... threw out 28.0 percent (14 of 50) of opposing base runners ... would have ranked eighth in the American League with that percentage but failed to register the minimum 70 attempts ... recorded the first multihit game of his career on 4/28-2 vs. Tampa Bay, going 3-3 with two walks and three runs scored ... collected his first career stolen base on 4/23 vs. Detroit ... hit first career home run off Dave Burba at Cleveland on 5/26 ... homered in consecutive starts on 6/12 at the Cubs and 6/14 vs. Tampa Bay ... recorded a pair of six-game hitting streaks ... season ended when he had surgery to repair the labrum in his left shoulder on 9/30 in a procedure performed by Dr. James Boscardin at Palos Community Hospital ... played with the injury much of the second half.

■ **1998:** Appeared in seven games, starting five behind the plate, after being recalled from Class AA Birmingham on 9/7 ... made his major-league debut on 9/14 at Detroit, entering the game in the 10th inning ... made his first start on 9/19 vs. Boston, going 1-3 with a seventh-inning triple off Pedro Martinez for his first career hit ... recorded his first RBI on 9/25 at Kansas City ... threw out one of three attempted baserunners.

White Sox Catchers Caught Stealing

Catcher	2001		Career	
	CS-ATT	Pct.	CS-ATT	Pct.
Sandy Alomar	9-40	22.5	236-859	27.5
Mark Johnson	15-47	31.9	49-157	31.2
Josh Paul	7-51	13.7	14-74	18.9

MINOR LEAGUE HIGHLIGHTS

■ **1998:** Led the Sox organization and the Southern League with 105 walks and a .443 on-base percentage at Class AA Birmingham, the second straight season he topped his league in both categories ... his .443 on-base percentage ranked sixth in the minor leagues ... was named to the SL postseason All-Star Team ... threw out 23 percent of opposing baserunners (29-128) ... scored in 14 straight games (6/15-7/2), tied for the longest streak in the minor leagues in 1998 and also the second-longest streak in SL history (record is 17) ... posted a 17-game hitting streak from 6/19-7/14 ... was the eighth high school player from the 1994 draft to reach the major leagues.

■ **1997:** Spent the entire season at Class A Winston-Salem, where he led all minor-league players in walks (106) and topped the Carolina League in on-base percentage (.420) ... his .420 on-base percentage was second in the Sox organization ... reached base safely in 101 of 120 games (84.2 percent), including 29 straight from 6/24-7/30 ... threw out 45 of 131 (34.4 percent) attempted baserunners.

■ **1996:** Appeared in 67 games at Class A South Bend before promotion to Class A Prince William ... combined to bat .254 (69-272) with two homers and 30 RBI in 85 games ... walked 52 times and struck out just 31 at the two stops ... was the starting catcher in the Midwest League All-Star Game ... drove in five runs on 7/12 at Lansing.

■ **1995:** Spent the season at Class A Hickory ... ranked second on the team with 59 walks.

■ **1994:** Appeared in 32 games at Rookie Sarasota after agreeing to terms with the White Sox on 7/11 ... attended the Fall Instructional League ... *Baseball America* rated his defensive skills the best among catchers selected in the 1994 draft ... was recommended/signed by Sox scouts Mark Bernstein and Kevin Burrell.

MISCELLANEOUS/PERSONAL

■ Single ... played in the 1999 Chicago Baseball Cancer Charities Golf Outing ... was chosen Best Defensive Catcher and Third Closest to Majors among high school prospects by *Baseball America* ... also ranked by the same publication as No. 21 on the list of Top 100 Prospects in the June 1994 draft ... batted .489 (45-92) with 13 home runs, 44 RBI and 14 stolen bases as a high school senior in 1994 ... was a member of Team USA in the 1993 World Junior Championships ... was the sixth catcher ever taken by the Sox in the first round.

YEAR	CLUB	AVG	G	AB	R	H	TB	2B	3B	HR	RBI	SH	SF	HB	BB	SO	SB	CS	E
1994	Sarasota (GCL)	.241	32	87	10	21	28	5	0	0	14	0	0	3	14	15	1	1	3
1995	Hickory	.182	107	319	31	58	73	9	0	2	17	2	2	3	59	52	3	5	11
1996	South Bend	.257	67	214	29	55	81	14	3	2	27	4	1	39	25	3	3	9	
	Prince William	.241	18	58	9	14	17	3	0	0	3	0	0	1	13	6	0	0	1
1997	Winston-Salem	.253	120	375	59	95	142	27	4	4	46	0	5	*106	85	4	2	11	
1998	Birmingham	.283	117	382	68	108	158	17	3	9	59	0	1	6	*105	72	0	1	8
	WHITE SOX	.087	7	23	2	2	6	0	2	0	1	0	0	1	8	0	0	0	
1999	WHITE SOX	.227	73	207	27	47	70	11	0	4	16	1	2	36	58	3	1	3	
2000	WHITE SOX	.225	75	213	29	48	68	11	0	3	23	10	0	1	27	40	3	2	4
2001	Charlotte	.270	55	196	24	53	74	5	2	4	24	2	1	0	29	34	2	1	4
	WHITE SOX	.249	61	173	21	43	66	6	1	5	18	10	3	2	23	31	2	1	3
MINOR TOTALS		.248	516	1631	230	404	571	80	12	21	190	8	13	19	365	289	13	13	47
A.L. TOTALS		.227	216	616	79	140	210	28	3	12	58	21	5	5	87	137	8	4	10
M.L. TOTALS		.227	216	616	79	140	210	28	3	12	58	21	5	5	87	137	8	4	10

— Selected by the White Sox in first round (26th overall) of free agent draft (6/94).

— On Class A South Bend disabled list (5/15-6/7/96).

Caught Stealing Percentage — Career: 49-157 (31.2); 2001: 15-47 (31.9); 2000: 19-57 (33.3); 1999: 14-50 (28.0); 1998: 1-3 (33.3).

Johnson's Career Game Bests

Hits — 3 (six times, last 8/30/00 at Oak.)

HR — 1 (12 times, last 9/29/01 at K.C.)

GS — None

RBI — 3 (five times, last 9/29/01 at K.C.)

SB — 1 (eight times, last 8/5/01 vs. T.B.)

Hitting Streak — 7 games (6/21-7/13/01)

Johnson's Career Fielding — C

Year, Club	Pct.	G	PO	A	E	TC	DP
1998, Chi.	1.000	7	36	2	0	38	1
1999, Chi.	.993	72	413	33	3	449	6
2000, Chi.	.992	74	466	27	4	497	4
2001, Chi.	.992	61	326	31	3	360	2
Totals	.993	214	1241	93	10	1344	13

MARK JOHNSON'S STATISTICAL BREAKDOWN

	2001									CAREER								
	AVG	G	AB	H	HR	RBI	BB	SO		AVG	G	AB	H	HR	RBI	BB	SO	
Anaheim	.250	3	8	2	0	0	1	2		.306	14	36	11	0	4	7	5	
Baltimore	.364	4	11	4	0	1	1	0		.286	13	35	10	0	4	4	6	
Boston	.333	5	15	5	0	1	5	2		.196	15	46	9	0	1	7	13	
Cleveland	.286	8	21	6	1	6	0	5		.264	19	53	14	2	10	5	14	
Detroit	.250	4	12	3	0	1	3	3		.159	15	44	7	0	2	8	10	
Kansas City	.133	10	30	4	2	5	1	8		.136	23	59	8	4	9	5	17	
Minnesota	.263	6	19	5	0	1	2	1		.214	16	56	12	0	3	4	11	
New York-AL	.286	3	7	2	0	0	1	1		.273	15	44	12	0	6	8	9	
Oakland	.000	2	7	0	0	1	0	0		.237	12	38	9	0	5	3	3	
Seattle	.333	3	9	3	0	0	0	1		.256	14	39	10	1	3	5	8	
Tampa Bay	.231	6	13	3	0	0	4	2		.255	16	47	12	1	2	8	8	
Texas	.222	3	9	2	0	0	1	5		.200	11	25	5	0	0	3	8	
Toronto	—	—	—	—	—	—	—	—		.276	12	29	8	1	5	8	9	
Interleague	.333	4	12	4	2	2	4	1		.200	21	65	13	3	4	12	16	
Chicago-NL	.167	2	6	1	0	0	3	0		.161	9	31	5	1	2	6	7	
Cincinnati	—	—	—	—	—	—	—	—		.333	1	3	1	0	0	0	1	
Houston	—	—	—	—	—	—	—	—		.000	2	7	0	0	0	0	3	
Milwaukee	.667	1	3	2	1	1	1	0		.462	4	13	6	1	1	3	1	
Pittsburgh	.333	1	3	1	1	1	0	1		.200	3	5	1	1	1	2	1	
St. Louis	—	—	—	—	—	—	—	—		.000	2	6	0	0	0	1	3	
Home	.247	28	85	21	2	9	14	17		.225	105	307	69	6	32	46	62	
Road	.250	33	88	22	3	9	9	14		.230	111	309	71	6	26	41	75	
Day	.358	17	53	19	2	7	10	5		.231	80	229	53	3	20	37	42	
Night	.200	44	120	24	3	11	13	26		.225	136	387	87	9	38	50	95	
vs. Left	.179	—	28	5	0	1	3	10		.202	—	89	18	1	6	11	31	
vs. Right	.262	—	145	38	5	17	20	21		.231	—	527	122	11	52	76	106	
Grass	.247	55	158	39	5	17	21	30		.230	192	544	125	12	55	78	117	
Turf	.267	6	15	4	0	1	2	1		.208	24	72	15	0	3	9	20	
Pre-ASG	.292	8	24	7	1	3	1	1		.216	95	273	59	8	30	37	61	
Post ASG	.242	53	149	36	4	15	22	30		.236	121	343	81	4	28	50	76	
RISP	.268	—	41	11	1	14	10	12		.195	—	164	32	4	49	34	45	
Bases Loaded	.250	—	4	1	0	3	0	0		.273	—	11	3	0	8	3	0	
April	—	—	—	—	—	—	—	—		.203	27	74	15	1	6	9	14	
May	—	—	—	—	—	—	—	—		.200	26	70	14	2	6	10	16	
June	.214	5	14	3	0	1	0	0		.239	30	92	22	2	12	13	22	
July	.289	14	45	13	2	4	10	6		.233	39	120	28	4	11	21	29	
August	.190	24	63	12	0	1	7	15		.213	54	141	30	0	6	17	28	
Sept./Oct.	.294	18	51	15	3	12	6	10		.261	43	119	31	3	17	17	28	
As DH	—	—	—	—	—	—	—	—		.000	—	1	0	0	0	0	0	

MARK JOHNSON'S CAREER PITCHING AT MAJOR LEAGUE PARKS

PARK	AVG	G	AB	R	H	2B	3B	HR	RBI	SB	CS	BB	SO	OBP	SLG
Edison Field	.250	8	20	3	5	2	0	0	2	0	0	4	5	.375	.350
Camden Yards	.263	7	19	2	5	1	0	0	1	0	0	0	3	.300	.316
Fenway Park	.176	6	17	0	3	0	0	0	0	0	0	2	5	.263	.176
Corniskey Park	.225	105	307	40	69	10	1	6	32	4	1	46	62	.327	.322
Jacobs Field	.276	11	29	4	8	2	0	2	5	0	0	4	6	.343	.552
Comerica Park	.167	4	12	2	2	0	0	0	0	0	1	1	3	.231	.167
Tiger Stadium	.167	3	6	2	1	0	0	0	0	1	0	2	1	.375	.167
Kauffman Stadium	.143	13	35	4	5	1	1	2	5	0	0	2	12	.184	.400
Metrodome	.207	8	29	5	8	3	1	0	2	0	1	3	6	.281	.379
Yankee Stadium	.368	6	19	3	7	1	0	0	4	0	0	8	2	.520	.421
Network Coliseum	.389	6	18	3	7	2	0	0	3	1	0	1	3	.421	.500
SAFECO Field	.278	7	18	0	5	0	0	0	0	1	0	2	4	.350	.278
The Kingdome	.000	1	4	0	0	0	0	0	0	0	0	0	3	.000	.000
Tropicana Field	.227	7	22	6	5	3	0	0	0	0	0	1	4	.292	.364
The Ballpark	.091	6	11	1	1	0	0	0	0	1	0	1	3	.231	.091
SkyDome	.214	7	14	2	3	1	0	0	1	0	1	5	6	.429	.286
Wngley Field	.235	5	17	1	4	1	0	1	2	0	0	5	3	.409	.471
Cinergy Field	.333	1	3	0	1	0	0	0	0	0	0	0	1	.333	.333
Enron Field	.000	2	7	0	0	0	0	0	0	0	0	0	3	.000	.000
Miller Park	.667	1	3	1	2	1	0	1	1	0	0	1	0	.750	2.000
County Stadium	.333	1	3	0	1	0	0	0	1	0	0	1	0	.500	.333
Busch Stadium	.000	1	3	0	0	0	0	0	0	0	0	0	2	.000	.000

Given Name: Kyle Joseph Kane

Position: Pitcher

Bats: Left

Throws: Right

Height: 6-3

Weight: 215

Opening Day Age: 26

Born: February 4, 1976, Temecula, Calif.

Resides: Reno, Nev.

First Pro Contract: White Sox.

Sox Acquisition: Selected with a sandwich pick between the first and second rounds (33rd overall), June 1997 free agent draft ... agreed to terms with the White Sox on 8/24/97.

Major League Service: None.

Contract Status: Signed through 2002.



■ **2001:** Was rated by *Baseball America* as the No. 19 Prospect in the Sox organization ... combined to go 3-1 with a 2.15 ERA (14 ER/58.2 IP) and 75 strikeouts in stops at Class A Winston-Salem, Class AA Birmingham and Class AAA Charlotte ... limited opponents to a .172 (34-198) average, left-handers hit .151 (13-86) and right-handers .188 (21-112) ... surrendered just two home runs in 58.2 IP (0.3 per 9.0 IP) ... averaged 11.4 strikeouts per 9.0 IP (43 SO/34.0 IP) for the Barons, while compiling a 7.2:1 strikeout-to-walk ratio (43 SO/6 BB) ... allowed three hits and no earned runs over his first 18.2 IP with Birmingham ... struck out all three batters faced on 4/15 vs. Myrtle Beach in Winston-Salem's first combined no-hitter in franchise history ... struck out 32 batters in 21.2 IP for the Warhogs, an average of 13.3 per 9.0 IP ... was one of two right-handed relievers named to the Arizona Fall League All-Prospect Team ... led the AFL with a 1.80 ERA (4 ER/20.0 IP).

MINOR LEAGUE HIGHLIGHTS

■ **2000:** Finished fourth on the team in appearances (32) at Class A Winston-Salem ... averaged 8.3 strikeouts per 9.0 IP (47 SO/50.2 IP) ... lasted 2.0 IP or more 13 times.

■ **1999:** Split the season between Advanced Rookie Bristol and Class A Burlington ... combined to go 3-0 with a 6.85 ERA (35 ER/46.0 IP) and 40 strikeouts ... averaged 7.8 strikeouts per 9.0 IP ... pitched exclusively out of the bullpen at Burlington after making five starts at Bristol ... pitched in one playoff game for the Bees (1 ER/3.0 IP) ... missed the first half of the season while rehabilitating from a knee injury suffered in spring training ... was a non-roster invitee to spring training.

■ **1998:** Made his pro debut at Advanced Rookie Bristol ... was on the Class A Hickory disabled list from 4/2-6/17 with an ankle injury ... was recommended/signed by Ed Pebley and Ed Crosby.

MISCELLANEOUS/PERSONAL

■ Single ... played baseball at Saddleback Junior College in 1997 ... was named club's Relief Pitcher of the Year after going 2-1 with a 0.64 ERA (2 ER/28.0 IP) ... began the season as an outfielder before an ankle injury moved him to designated hitter ... began throwing in the bullpen during games to keep loose and was converted to pitcher when his ankle healed ... also played one season at the University of Nevada (1996) ... graduated from Linfield Christian High School in Temecula, Calif. ... was selected by Minnesota in the ninth round of the June 1995 free agent draft but did not sign.

YEAR	CLUB	W-L	PCT	ERA	G	GS	CG	SHO	SV	IP	H	R	ER	HR	HB	BB-I	SO	WP	BK
1998	Bristol	1-0	1.000	5.33	13	0	0	0	0	23.2	34	21	14	3	3	8-0	17	6	0
1999	Bristol	2-0	1.000	2.57	5	5	0	0	0	26.0	19	8	8	2	2	11-0	23	3	0
	Burlington	1-0	1.000	13.50	12	0	0	0	1	18.0	28	29	27	3	3	12-0	17	5	1
2000	Winston-Salem	1-2	.333	5.86	32	0	0	0	0	50.2	57	39	33	3	6	31-3	47	1	0
2001	Winston-Salem	1-0	1.000	2.08	14	0	0	0	1	21.2	10	5	5	1	3	8-0	32	0	0
	Birmingham	2-1	.667	1.85	26	0	0	0	3	34.0	20	9	7	1	3	6-1	43	6	0
	Charlotte	0-0	.000	6.00	1	1	0	0	0	3.0	4	2	2	0	0	1-0	0	0	0
MINORTOTALS		8-3	.727	4.83	103	6	0	0	5	179.0	172	113	96	13	20	77-4	179	21	1

— Selected by the White Sox with a sandwich pick between the first and second rounds (33rd overall) of First-Year Player Draft (6/97).

— On Class A Hickory disabled list (4/2-6/17/98).

— On Class A Burlington disabled list (6/16-7/19/99).

— On Class A Burlington disabled list (8/26-remainder of season).

— On Class AA Birmingham disabled list (7/27-8/16/01).



Given Name: Ryan Lyle Kohlmeier
Position: Pitcher
Bats: Right **Throws:** Right
Height: 6-2 **Weight:** 225
Opening Day Age: 24
Born: June 25, 1977, Salina, Kan.
Resides: Cottonwood Falls, Kan.
First Pro Contract: Baltimore Orioles, selected in 14th round of June 1996 free-agent draft.
Sox Acquisition: Claimed off waivers from Baltimore, November 19, 2001.
Major League Service: One year, 23 days.
Contract Status: Signed through 2002.

■ **2001:** Was claimed off waivers from Baltimore on 11/19 ... began and ended the season with Baltimore and also pitched in 14 games with Class AAA Rochester ... converted six of 10 save opportunities with the Orioles ... four of those saves were against Tampa Bay ... averaged 6.4 strikeouts (29 SO/40.2 IP) and 4.2 walks (19 BB) per 9.0 IP ... was 1-1 with a 4.64 ERA at home and 0-1 with a 10.24 ERA on the road ... right-handers hit .190 (16-84) and lefties .395 (32-81) ... began the season as the Orioles closer ... recorded first major-league win on 4/2 vs. Boston ... went 1-0 with a 4.58 ERA (9 ER/17.2 IP) and six saves in his first 18 appearances through 5/28 ... allowed 13 earned runs in 6.0 IP over his next seven outings from 5/30-6/20 ... was optioned to Rochester on 6/21 ... after making first 249 career appearances in relief, made first pro start on 7/7 vs. Pawtucket, allowing one run over 4.0 scoreless IP ... seven of last eight appearances with the Red Wings came as a starter ... lasted at least 5.0 IP in first of his seven starts ... was recalled on 7/25 and pitched in three games with the Orioles (5 ER/4.0 IP) before being optioned again on 8/10 ... remained with Rochester until rosters expanded on 9/1 ... compiled a 2.16 ERA (2 ER/8.1 IP) following his recall ... struck out a career-high five on 9/30 at New York ... made first start of career on 10/5 vs. Boston (4 ER/4.2 IP) in a loss.

MAJOR LEAGUE HIGHLIGHTS

■ **2000:** Was rated by *Baseball America* as the No. 8 Prospect in the Orioles system ... appeared in 25 games with Baltimore after his contract was purchased from Rochester on 7/28 ... took over closer's role after the trade of Mike Timlin on 7/29 ... converted 13 of 14 save opportunities ... saves were second to Seattle's Kazuhiro Sasaki (37) among all major league rookies ... recorded saves in his first 11 opportunities, the second best start by an Orioles rookie reliever (Gregg Olson, 15 straight in 1989) ... made major-league debut on 7/29 vs. Cleveland, tossing 2.0 scoreless IP ... did not allow an earned run in his first 10 major-league appearances (12.0 IP) ... recorded first career save on 8/7 at Detroit ... suffered only blown save on 9/23 at Boston (2 ER/0.2 IP).

MINOR LEAGUE HIGHLIGHTS

■ **2000:** Pitched in 37 games with Class AAA Rochester ... his 10 saves were fifth among Orioles minor-leaguers ... had one save in his first 14 outings and nine in his last 23 ... averaged 9.4 strikeouts (49 SO/46.2 IP) and 6.4 hits allowed (33 H) per 9.0 IP ... was recalled by Baltimore on 7/28.

■ **1999:** Tied for second in the Eastern League with 23 saves for Class AA Bowie ... was one save shy of the Baysox club record ... also ranked among league leaders in games finished (2nd, 49), relief points (3rd, 61) and games (T3rd, 55) ... replaced Matt Riley as the Baysox representative at the Class AA All-Star Game and retired all three batters faced.

■ **1998:** Combined to go 5-6 with a 6.34 ERA (42 ER/59.2 IP) and 12 saves in 51 appearances between Bowie and Class A Frederick ... averaged 10.7 strikeouts per 9.0 IP (71 SO).

■ **1997:** Led the South Atlantic League with 24 saves and 72 relief points with Class A Delmarva ... led the Orioles system in saves (24) and strikeout-to-walk ratio (5.5) ... averaged 11.9 strikeouts per 9.0 IP (99 SO/74.2 IP), fifth-best among SAL relievers ... was promoted to Bowie during the SAL All-Star Break ... earned a save in debut on 6/16 at Norwich (0 ER/2.0 IP), striking out five of six batters faced ... was signed by Orioles scout Lane Decker.

MISCELLANEOUS/PERSONAL

■ Married Tyla ... attended Butler Community College in El Dorado, Kan. for one year ... graduated from Chase County (Kan.) High School in 1995 ... played football, basketball and baseball his senior year.

YEAR	CLUB	W-L	PCT	ERA	G	GS	CG	SHO	SV	IP	H	R	ER	HR	HB	BB-I	SO	WP	BK
1997	Delmarva	2-2	.500	2.65	50	0	0	0	24	74.2	48	22	22	8	1	17-1	99	2	1
	Bowie	0-0	.000	0.00	2	0	0	0	1	2.2	0	0	0	0	0	2-0	5	0	1
1998	Bowie	4-4	.500	6.12	42	0	0	0	7	50.0	52	37	34	13	3	16-1	56	2	1
	Frederick	1-2	.333	7.45	9	0	0	0	5	9.2	10	9	8	1	1	3-0	15	0	1
1999	Bowie	3-7	.300	3.16	55	0	0	0	23	62.2	44	23	22	10	1	29-1	78	2	1
2000	Rochester	1-4	.200	2.51	37	0	0	0	10	46.2	33	14	13	4	2	16-2	49	2	0
	BALTIMORE	0-1	.000	2.39	25	0	0	0	13	26.1	30	9	7	1	0	15-2	17	0	0
2001	Rochester	1-4	.200	2.36	14	7	0	0	4	42.0	36	15	11	4	0	8-0	28	1	2
	BALTIMORE	1-2	.333	7.30	34	1	0	0	6	40.2	48	33	33	13	2	19-2	29	2	0
MINOR TOTALS		12-23	.343	3.43	209	7	0	0	74	288.1	223	120	110	40	8	91-5	330	9	7
A.L. TOTALS		1-3	.200	5.37	59	1	0	0	19	67.0	78	42	40	14	2	34-4	46	2	0
M.L. TOTALS		1-3	.200	5.37	59	1	0	0	19	67.0	78	42	40	14	2	34-4	46	2	0

— Selected by Baltimore in the 14th round of the First-Year Player Draft (6/96).

— Claimed by the White Sox off waivers from Baltimore (11/19/01).

Save Pct. — Career: 19-24 (.79.2); 2001: 6-10 (.60.0); 2000: 13-14 (.92.9).

Holds — Career: 3; 2001: 3; 2000: 0.

Inherited Runners/Scored — Career: 3-10 (30.0); 2001: 1-8 (12.5); 2000: 2-2 (100.0).

First Batter Efficiency — Career: 19-52 (.365); 2001: 10-30 (.333); 2000: 9-22 (.409).

RYAN KOHLMEIER'S STATISTICAL BREAKDOWN

	2001										CAREER									
	ERA	W-L	SV	IP	H	ER	BB	SO	ERA	W-L	SV	IP	H	ER	BB	SO				
Anaheim	10.13	0-1	0	2.2	4	3	0	1	10.13	0-1	0	2.2	4	3	0	1				
Baltimore	—	—	—	—	—	—	—	—	—	—	—	—	—	—	—	—				
Boston	5.40	1-1	0	8.1	10	5	5	4	6.30	1-2	1	10.0	13	7	10	4				
Chicago-AL	—	—	—	—	—	—	—	—	3.00	0-0	0	3.0	5	1	0	3				
Cleveland	6.00	0-0	1	3.0	3	2	3	5	4.50	0-0	2	6.0	7	3	5	6				
Detroit	0.00	0-0	1	2.0	0	0	0	1	3.86	0-0	3	4.2	4	2	0	2				
Kansas City	54.00	0-0	0	0.1	4	2	0	0	5.40	0-0	3	3.1	5	2	0	1				
Minnesota	—	—	—	—	—	—	—	—	3.00	0-0	2	3.0	6	1	3	1				
New York-AL	2.35	0-0	0	7.2	3	2	3	9	1.86	0-0	0	9.2	6	2	3	9				
Oakland	0.00	0-0	0	0.2	0	0	0	1	0.00	0-0	1	2.2	0	0	2	5				
Seattle	54.00	0-0	0	1.1	8	8	2	1	54.00	0-0	0	1.1	8	8	2	1				
Tampa Bay	4.50	0-0	4	8.0	7	4	3	4	3.00	0-0	6	12.0	10	4	6	9				
Texas	0.00	0-0	0	1.0	0	0	0	0	0.00	0-0	0	2.0	1	0	0	0				
Toronto	20.25	0-0	0	1.1	3	3	2	1	11.57	0-0	1	2.1	3	3	2	2				
Interleague	8.31	0-0	0	4.1	6	4	1	2	8.31	0-0	0	4.1	6	4	1	2				
Montreal	0.00	0-0	0	1.1	1	0	0	0	0.00	0-0	0	1.1	1	0	0	0				
New York-NL	4.50	0-0	0	2.0	1	1	1	2	4.50	0-0	0	2.0	1	1	1	2				
Philadelphia	27.00	0-0	0	1.0	4	3	0	0	27.00	0-0	0	1.0	4	3	0	0				
Home	4.84	1-1	3	21.1	17	11	7	15	3.25	1-1	9	36.0	32	13	13	26				
Road	10.24	0-1	3	19.1	31	22	12	14	7.84	0-2	10	31.0	46	27	21	20				
Day	5.49	1-1	2	19.2	17	12	9	17	4.45	1-2	8	32.1	34	16	18	26				
Night	9.00	0-0	4	21.0	31	21	10	12	6.23	0-1	11	34.2	44	24	16	20				
Grass	6.63	1-2	5	36.2	39	27	17	28	5.03	1-3	16	59.0	64	33	29	42				
Turf	13.50	0-0	1	4.0	9	6	2	1	7.88	0-0	3	8.0	14	7	5	4				
Pre-ASG	8.37	1-0	6	23.2	29	22	13	19	8.37	1-0	6	23.2	29	22	13	19				
Post ASG	5.82	0-2	0	17.0	19	11	6	10	3.74	0-3	13	43.1	49	18	21	27				
April	5.91	1-0	5	10.2	12	7	9	11	5.91	1-0	5	10.2	12	7	9	11				
May	9.82	0-0	1	7.1	8	8	1	5	9.82	0-0	1	7.1	8	8	1	5				
June	11.12	0-0	0	5.2	9	7	3	3	11.12	0-0	0	5.2	9	7	3	3				
July	16.20	0-1	0	1.2	4	3	0	0	7.36	0-1	0	3.2	6	3	1	1				
August	7.71	0-0	0	2.1	5	2	0	0	2.81	0-0	7	16.0	19	5	4	10				
Sept./Oct.	4.15	0-1	0	13.0	10	6	6	10	3.80	0-2	6	23.2	24	10	16	16				
Starter	7.71	0-1	0	4.2	6	4	1	2	7.71	0-1	0	4.2	6	4	1	2				
Reliever	7.25	1-1	6	36.0	42	29	18	27	5.20	1-2	19	62.1	72	36	33	44				

RYAN KOHLMEIER'S CAREER PITCHING AT MAJOR LEAGUE PARKS

PARK	ERA	W	L	SV	OPP	G	GS	IP	H	R	ER	HR	TBB	SO
Edison Field	16.20	0	1	0	1	1	0	1.2	4	3	3	1	0	0
Camden Yards	3.25	1	1	9	10	31	1	36.0	32	15	13	7	13	26
Fenway Park	6.23	0	1	1	2	5	0	4.1	6	3	3	0	8	1
Comiskey Park	9.00	0	0	0	0	1	0	1.0	2	1	1	0	0	2
Jacobs Field	4.50	0	0	2	2	2	0	2.0	2	1	1	0	3	1
Comerica Park	0.00	0	0	3	3	3	0	3.0	1	0	0	0	0	2
Kauffman Stadium	13.50	0	0	1	1	2	0	1.1	5	2	2	0	0	0
Metrodome	4.50	0	0	2	2	2	0	2.0	5	1	1	0	2	1
Yankee Stadium	2.70	0	0	0	1	3	0	6.2	3	2	2	1	3	8
Network Coliseum	0.00	0	0	0	0	1	0	0.2	0	0	0	0	0	1
SAFECO Field	54.00	0	0	0	0	2	0	1.1	8	8	8	1	2	1
Tropicana Field	5.40	0	0	1	2	4	0	5.0	5	3	3	2	3	3
The Ballpark	0.00	0	0	0	0	1	0	1.0	1	0	0	0	0	0
Veterans Stadium	27.00	0	0	0	0	1	0	1.0	4	3	3	2	0	0

Kohlmeier's Career Game Bests

SO, Reliever — 5 (9/30/01 at N.Y.-AL, 4.0 IP)

BB, Reliever — 0 (8/2/01 vs. T.B., 2.0 IP)

Hits, Reliever — 0 (8/4/00 at T.B., 2.0 IP)

IP, Reliever — 4.0 (9/30/01 at N.Y.-AL)

Win Streak — None

Consecutive Saves — 11 (8/7-9/20/00)

Kohlmeier's Career Fielding — P

Year, Club	Pct.	G	PO	A	E	TC	DP
2000, Bal.	1.000	25	2	2	0	4	0
2001, Bal.	1.000	34	0	2	0	2	0
Totals	1.000	59	2	4	0	6	0



Given Name: Paul Henry Konerko**Position:** First Baseman**Bats:** Right**Throws:** Right**Height:** 6-2**Weight:** 215**Opening Day Age:** 26**Born:** March 5, 1976, Providence, R.I.**Resides:** Scottsdale, Ariz.**First Pro Contract:** Los Angeles Dodgers, selected in the first round (19th overall), June 1994 free agent draft.**Sox Acquisition:** Obtained from the Cincinnati Reds in exchange for outfielder Mike Cameron, November 10, 1998.**Major League Service:** Three years, 141 days.**Contract Status:** Signed through 2002 (signed a two-year contract on January 18, 2001).

■ **2001:** Set career highs for home runs (32), RBI (99), total bases (295) and runs scored (92) ... was third among White Sox regulars with a .282 average ... his 35 doubles were third on the club and ranked fourth on the team with a .507 slugging percentage ... fell one RBI shy of 100 after missing the 100-RBI mark by three in 2000 ... was honored by FOX Sports Net Chicago as the White Sox Player of the Year, an award given to players from each Chicago sports team for their on-field performance as well as their off-field contribution

to the Chicago community ... Sox were 79-76 when he started: 73-72 as a first baseman and 6-4 as a designated hitter ... hit .297 (33-111) with five home runs and 21 RBI vs. left-handers and .298 (86-289) with 19 home runs and 56 RBI at Comiskey Park ... 19 home runs at home tied for ninth in the AL ... 27 home runs vs. right-handed pitchers tied for eighth ... tied for sixth in the AL by grounding into 17 double plays ... hit game-ending home runs on 4/25 vs. Oakland (off Chad Bradford) and 6/3 vs. Detroit (off Matt Anderson) and added a game-winning single on 4/29 vs. Seattle ... Sox were 20-12 when he homered and 19-3 when he drove in more than one run ... hit .320 in day games ... was a .293 (12-41) hitter with one home run and three RBI as a designated hitter ... batted .281 with 17 home runs and 47 RBI in the first half and .282 with 15 home runs and 52 RBI in the second ... hit .333 in April, .356 in June and .327 in August ... in between, hit .152 in May, .258 in July and .270 in September ... compiled a career-best 14-game hitting streak from 4/17-5/2, tying Carlos Lee (6/12-27) for the team's longest of the season ... drove in five runs twice (6/14 vs. Cincinnati and 9/2 vs. Cleveland), tying a career-high ... matched career high with four hits on 8/28 at Detroit ... homered in three straight games from 7/20-22, matching career best (8/16-18/99) ... hit third career grand slam (second of 2001) on 7/21 vs. Boston ... also hit a grand slam on 6/14 vs. Cincinnati ... reached base in 26 straight games from 6/1-30 ... hit .356 (31-87) with eight home runs and 22 RBI in June152 average in May was the lowest in AL ... stole lone base on 5/28 vs. Toronto ... hit in the 4-7 spots in the order, batting .284 (61-215) in the cleanup spot, .285 (61-214) hitting fifth, .273 (3-110) from the sixth spot and .286 (12-42) batting seventh ... reached base in each of the first 24 games of the season (through 5/2), batting .326 with an on-base percentage of .366 (37-101) during the span ... appeared in 144 games at first base and committed eight errors ... fielding percentage of .994 was fourth among AL first basemen ... was second in the league in total chances (1,374) and third in double plays (120).

MAJOR LEAGUE HIGHLIGHTS

■ **Career:** Has averaged .291 (471-1,619) with 26 home runs and 92 RBI in three seasons with the White Sox ... has 77 home runs and 277 RBI in three seasons with the Sox ... only four players (Frank Thomas 97, Ron Kittle 93, Bill Melton 89 and Albert Belle 79) have hit more home runs in their first three full seasons with the Sox, and only two players (Thomas 352, and Magglio Ordonez 308) have more RBI ... is a career .285 (68-239) batter with 10 home runs and 38 RBI as a designated hitter ... owns four game-ending RBI in his Sox career, three coming in 2001 ... won game with sacrifice fly on 8/14/99 vs. Texas (off Jeff

Top Offensive Seasons By American League Players 25 And Under

Player, Club	Age	AVG	TB	2B	HR	RBI	SLG
Carlos Beltran, KC	24	.306	317	32	24	101	.514
Eric Chavez, OAK	23	.288	298	43	32	114	.540
Troy Glaus, ANA	25	.250	312	38	41	108	.531
Cristian Guzman, MIN	23	.302	235	28	10	51	.477
Paul Konerko, SOX	25	.282	295	35	32	99	.507
Terence Long, OAK	25	.283	259	37	12	85	.412
Miguel Tejada, OAK	25	.267	296	31	31	113	.476

Minimums: .280 average, 30 home runs or 90 RBI

Zimmerman), a solo home run on 4/25/01 vs. Oakland (off Chad Bradford), an RBI single on 4/29/01 vs. Seattle (off Ryan Franklin) and a solo home run on 6/3/01 vs. Detroit (off Matt Anderson) ... has homered in three straight games twice in his career (8/16-19/99 and 7/20-22/01) ... inside-the-park home run on 4/11/00 at Tampa Bay was the first by a Sox player since Ron Karkovice on 8/30/90 at Minnesota ... is a career .326 (14-43) batter with three home runs and 49 RBI when the bases are loaded.

■ **2000:** Fell three RBI short of driving in 100 runs in his second full season in the major leagues ... home run total dropped from 24 to 21 but his RBI output increased by 16 ... was one of six Sox players with 20 home runs and 90 RBI ... hit above .318 in four of six months ... batted .188 (15-80) in May as his season average dropped from .333 to .268 ... rebounded to hit .313 (108-345) the rest of the season ... hit .333



with six home runs and 22 RBI in April and .348 (32-92) with 19 RBI in June ... batted .340 (16-47) with two home runs and nine RBI vs. the Yankees ... Sox were 16-5 when he homered and 17-5 when he drove in two or more runs ... posted a career-high 13-game hitting streak from 7/2-20 (.491, 26-53) ... recorded an RBI in nine straight games from 7/2-16 ... led team with five pinch hits and five RBI, going 5-10 (.500) ... twice recorded two hits in an inning (7/3 at Kansas City and 7/15 vs. St. Louis) ... was 0-9 in the ALDS vs. Seattle ... drove in a career-high five runs on 9/20 at Detroit ... matched his career best with four hits on 8/9 vs. Seattle ... hit an inside-the-park home run on 4/11 at Tampa Bay, the first by a Sox player since Ron Karkovice on 8/30/90 at Minnesota ... solo shot on 5/3 vs. Toronto (fourth inning) was the first of back-to-back-to-back homers, marking the first time since 5/26/96 the Sox have hit three straight homers ... received first career ejection on 7/29 at Anaheim for arguing balls and strikes ... compiled a .991 fielding percentage (10 E) at first base ... started six

games at third base, including five straight from 4/14-19.

■ **1999:** Appeared in 142 games in his first full season in the major leagues ... batted .320 (98-306) with 16 home runs and 55 RBI over his last 83 games (after 7/1) ... ranked third in the American League with a .420 (37-88) average in July, including 14 multihit contests ... his .420 average tied for sixth on the Sox all-time monthly list (minimum 65 at-bats) ... batted .324 (84-259) with 16 home runs at home and .319 (37-116) vs. left-handers ... hit first career grand slam on 6/17 vs. Baltimore ... homered in three consecutive games on 8/16-18 vs. Anaheim ... also homered in back-to-back games on four occasions ... homered five times in a seven-game stretch from 8/16-22 ... posted a team-high 26 RBI in August ... recorded six straight multihit games from 7/4-10 ... hit four triples after entering the season with one ... grounded into 19 double plays, tied for ninth most in the league ... stole his first career base on 10/2 vs. Minnesota ... recorded first multihomer game on 7/29 vs. New York ... hit game-winning home runs on 7/21 at Minnesota and 9/29-2 vs. Boston ... hit game-tying solo shot off Troy Percival in the ninth inning on 8/17 vs. Anaheim ... collected four hits on 7/21 at Minnesota ... homered on Opening Day at Seattle.

■ **1998:** Split the season between the Los Angeles and Cincinnati organizations, combining to hit .217 (47-217) with seven home runs and 29 RBI in 75 games ... played 30 games at first base, 20 at third and 18 in the outfield ... hit first major-league home run with RBI on 6/6 at Seattle ... was traded to Cincinnati with pitcher Dennys Reyes in exchange for pitcher Jeff Shaw on 7/4 ... hit .182 in his first 17 games with the Reds before being optioned to Class AAA Indianapolis on 7/29 ... was recalled on 9/9 and spent the rest of the season with the parent club.

■ **1997:** Appeared in six games with Los Angeles (five as a pinch hitter) after contract was purchased on 9/2 from Class AAA Albuquerque ... made his major-league debut on 9/8 vs. Florida, collecting a pinch-hit single off Dennis Cook in his first at-bat ... made first career start in the Dodgers' final game on 9/28 at Colorado.

MINOR LEAGUE HIGHLIGHTS

■ **1998:** Combined to appear in 63 games at Class AAA Albuquerque (Dodgers) and Class AAA Indianapolis (Reds), hitting .346 (82-237) with 14 home runs and 65 RBI in 65 games ... prior to the season, was named by *Baseball America* as the No. 1 Prospect in the Dodgers' organization and No. 2 Prospect in baseball.

■ **1997:** Named the Minor League Player of the Year by *Baseball America*, *Baseball Weekly* and *Howe Sportsdata* after batting .323 with 37 home runs and 127 RBI at Class AAA Albuquerque ... recipient of the J.G. Taylor Spink Award, presented to the top player in the minor leagues by Topps Company and the National Association of Professional Baseball Leagues ... was named the Dodgers Minor League Player of the Year for the second consecutive season ... earned Pacific Coast League Most Valuable

Player Award, leading the league in home runs and RBI ... fell short of winning the triple crown despite hitting .323 ... led PCL with a .621 slugging percentage ... hit .333 with 25 home runs and 84 RBI in the first half ... earned back-to-back PCL Player of the Week honors from 5/18-6/4 ... homered in four straight games from 6/15-18 ... drove in six runs with two home runs, including a grand slam, on 6/18 vs. Colorado Springs ... drove in a career-high eight runs on 7/17 at Colorado Springs.

■ **1996:** Was voted the Dodgers' Minor League Player of the Year at Class AA San Antonio ... at age 20, ranked fourth among all Class AA first basemen in home runs (30) despite being the youngest hitter at that level ... named the Best Power Prospect in the Texas League and 42nd among the Top 100 Prospects by *Baseball America* ... averaged one home run every 16.21 at-bats, second-best in the Texas League ... led Dodgers farmhands with 30 home runs ... tied for ninth among Class AA hitters with 255 total bases and was 10th with a .543 slugging percentage ... played in the TL All-Star Game, going 3-4 with a home run and three RBI ... named to the *Baseball America* Class AA All-Star Team ... named the TL Player of the Week from 6/3-9 ... hit three home runs on 6/20 at Wichita ... was the first player to hit a ball over the 36-foot high batter's eye at Nelson Wolff Municipal Stadium in San Antonio.

■ **1995:** Batted .277 with 19 home runs and 77 RBI at Class A San Bernardino.

■ **1994:** Made his pro debut at Class A Yakima after being selected in the first round (13th overall) of the June free agent draft ... was named to the Northwest League All-Star Team ... led the league with 58 RBI ... voted the No. 2 prospect in the NWL by league managers ... earned Player of the Week honors from 7/31-8/6 ... was recommended/signed by Tom Thomas of the Dodgers.

COMMUNITY INVOLVEMENT

■ Among his charitable activities in 2001, served meals to local children through the Greater Chicago Food Depository, joined Secretary of State Jesse White in promoting the need for organ donors, hosted a wish child from Starlight Children's Foundation at Comiskey Park, visited Comiskey Park's neighbors at Wentworth Gardens during the building of two Tot Lot playgrounds and attended the White Sox Team of the Century reception at the Chicago Historical Society ... during the 2000 season, raised money for Chicago White Sox Charities at Relief Pitchers Comedy Night and participated in the opening ceremonies of the Chicago White Sox Training Centers season ... made 1999 appearances at the Juvenile Court of Cook County and the Mercy Home for Boys and Girls.

MISCELLANEOUS/PERSONAL

■ Single ... was voted one of Chicago's "25 Most Eligible Bachelors" by *Chicago Magazine* in 2000 ... graduated in 1994 from Chaparral High School in Scottsdale, Ariz. ... named the *Arizona Republic/Phoenix Gazette* Player of the Year after leading his team to Class 5-A baseball championship in 1994.

YEAR	CLUB	AVG	G	AB	R	H	TB	2B	3B	HR	RBI	SH	SF	HB	BB	SO	SB	CS	E
1994	Yakima	.288	67	257	25	74	111	15	2	6	58	0	7	6	36	52	1	0	5
1995	San Bernardino	.277	118	448	77	124	204	21	1	19	77	1	7	4	59	88	3	1	11
1996	San Antonio	.300	133	470	78	141	255	23	2	29	86	0	7	8	72	85	1	3	14
	Albuquerque	.429	4	14	2	6	9	0	0	1	2	0	0	0	1	2	0	1	0
1997	Albuquerque	.323	130	483	97	156	300	31	1	*37	*127	0	5	8	64	61	2	3	20
	LOS ANGELES	.143	6	7	0	1	0	0	0	0	0	0	0	0	1	2	0	0	0
1998	LOS ANGELES	.215	49	144	14	31	44	1	0	4	16	0	2	2	10	30	0	1	1
	Albuquerque	.379	24	87	16	33	61	10	0	6	26	0	3	0	11	12	0	0	3
	Indianapolis	.327	39	150	25	49	81	8	0	8	39	0	3	2	19	18	1	0	3
	CINCINNATI	.219	26	73	7	16	28	3	0	3	13	0	1	1	6	10	0	0	0
1999	WHITE SOX	.294	142	513	71	151	262	31	4	24	81	1	3	2	45	68	1	0	4
2000	WHITE SOX	.298	143	524	84	156	252	31	1	21	97	0	5	10	47	72	1	0	11
2001	WHITE SOX	.282	156	582	92	164	295	35	0	32	99	0	5	9	54	89	1	0	8
MINOR TOTALS		.305	515	1909	320	583	1021	108	6	106	415	1	32	28	262	318	8	8	56
N.L. TOTALS		.214	81	224	21	48	73	4	0	7	29	0	3	3	17	42	0	1	1
A.L. TOTALS		.291	441	1619	247	471	809	97	5	77	277	1	13	21	146	229	3	0	23
M.L. TOTALS		.282	522	1843	268	519	882	101	5	84	306	1	16	24	163	271	3	1	24

*Led League

#Tied for League Lead

— Selected by Los Angeles in the first round (13th overall) of free agent draft (6/94).

— On Class AAA Albuquerque disabled list (4/19-28/97).

— Traded by Los Angeles with Dennys Reyes to Cincinnati in exchange for Jeff Shaw (7/4/98).

— Traded by Cincinnati to the White Sox in exchange for Mike Cameron (11/10/98).

DIVISION SERIES RECORD

YEAR	CLUB	AVG	G	AB	R	H	TB	2B	3B	HR	RBI	SH	SF	HB	BB	SO	SB	CS	E
2000	SOX vs. Sea.	.000	3	9	1	0	0	0	0	0	0	0	0	0	1	1	0	0	0

PAUL KONERKO'S STATISTICAL BREAKDOWN

	2001									CAREER									
	AVG	G	AB	H	HR	RBI	BB	SO		AVG	G	AB	H	HR	RBI	BB	SO		
Anaheim	.171	9	35	6	0	3	1	5		.276	31	116	32	6	19	9	11		
Baltimore	.348	6	23	8	3	5	2	1		.318	24	88	28	8	20	5	10		
Boston	.364	6	22	8	3	9	4	4		.271	27	96	26	5	16	6	19		
Cleveland	.273	19	77	21	3	13	6	16		.257	39	152	39	6	26	16	29		
Detroit	.394	18	66	26	3	9	11	9		.301	39	146	44	7	24	17	23		
Kansas City	.283	17	60	17	2	7	10	2		.306	38	134	41	5	19	19	7		
Minnesota	.304	18	69	21	3	6	3	8		.318	41	157	50	7	22	9	17		
New York-AL	.217	6	23	5	1	3	0	5		.305	28	105	32	5	16	7	17		
Oakland	.286	9	35	10	2	5	1	5		.287	28	101	29	6	17	7	15		
Seattle	.189	9	37	7	1	5	1	9		.274	31	117	32	6	27	10	20		
Tampa Bay	.417	7	24	10	4	10	5	1		.316	26	98	31	6	21	11	13		
Texas	.250	8	28	7	1	9	4	2		.273	30	110	30	1	25	11	16		
Toronto	.143	6	21	3	1	1	1	8		.218	25	87	19	3	6	8	16		
Interleague	.242	18	62	15	5	14	5	14		.316	108	196	62	12	41	15	34		
Atlanta	—	—	—	—	—	—	—	—		.000	2	4	0	0	0	0	1		
Arizona	—	—	—	—	—	—	—	—		.350	8	20	7	2	3	0	1		
Chicago-NL	.130	6	23	3	1	4	1	8		.263	16	57	15	2	8	4	16		
Cincinnati	.375	3	8	3	2	7	1	2		.214	12	28	6	2	9	4	8		
Colorado	—	—	—	—	—	—	—	—		.171	12	35	6	1	3	2	5		
Florida	—	—	—	—	—	—	—	—		1.000	1	1	1	0	0	0	0		
Houston	—	—	—	—	—	—	—	—		.333	11	27	9	2	6	3	5		
Los Angeles	—	—	—	—	—	—	—	—		.200	2	5	1	0	0	2	0		
Milwaukee	.125	3	8	1	0	0	1	2		.241	15	54	13	1	6	6	8		
Philadelphia	—	—	—	—	—	—	—	—		.000	2	1	0	0	0	1	0		
Pittsburgh	.385	3	13	5	1	1	0	1		.435	8	23	10	2	4	1	1		
St. Louis	.300	3	10	3	1	2	2	1		.296	16	54	16	1	9	4	8		
San Diego	—	—	—	—	—	—	—	—		.059	5	17	1	0	0	1	4		
San Francisco	—	—	—	—	—	—	—	—		.100	5	10	1	0	0	0	1		
Home	.298	77	289	86	19	56	29	41		.299	257	887	265	47	156	84	128		
Road	.286	79	293	78	13	43	25	48		.266	265	956	254	37	150	79	143		
Day	.315	46	168	53	14	48	20	25		.285	161	564	161	26	109	54	76		
Night	.268	110	414	111	18	51	34	64		.280	361	1277	358	58	197	109	195		
vs. Left	.297	—	111	33	5	21	9	14		.303	—	393	119	14	81	28	50		
vs. Right	.278	—	471	131	27	78	45	75		.276	—	1450	400	70	225	135	221		
Grass	.277	141	527	146	28	92	50	81		.280	450	1602	449	73	261	143	234		
Turf	.327	15	55	18	4	7	4	8		.290	72	241	70	11	45	20	37		
Pre-ASG	.281	81	295	83	17	47	27	52		.277	275	967	268	44	149	78	155		
Post ASG	.282	75	287	81	15	52	27	37		.287	247	876	251	40	157	85	116		
RISP	.267	—	150	40	8	67	17	22		.270	—	508	137	20	216	56	74		
Bases Loaded	.250	—	12	3	2	13	0	4		.326	—	43	14	3	49	1	10		
March/April	.333	22	87	29	5	14	6	15		.280	82	311	87	12	42	22	53		
May	.152	26	92	14	3	10	9	22		.197	75	254	50	9	27	19	49		
June	.356	26	87	31	8	21	12	14		.316	94	316	100	18	66	31	42		
July	.258	26	97	25	6	16	8	14		.301	93	335	101	18	55	28	47		
August	.327	28	107	35	5	22	9	6		.294	79	293	86	15	60	28	32		
Sept./Oct.	.268	28	112	30	5	16	10	18		.284	99	334	95	12	56	35	48		
As PH	.000	—	1	0	0	0	0	0		.346	—	26	9	0	8	2	4		
As DH	.293	—	41	12	1	3	4	10		.285	—	239	68	10	38	13	37		

PLAYERS

PAUL KONERKO'S CAREER BATTING AT MAJOR LEAGUE PARKS

PARK	AVG	G	AB	R	H	2B	3B	HR	RBI	SB	CS	BB	SO	OBP	SLG
Edison Field	.215	16	65	6	14	4	1	2	11	0	0	2	5	.239	.400
Camden Yards	.311	12	45	5	14	1	0	4	10	0	0	3	7	.354	.600
Fenway Park	.255	14	51	2	13	2	0	0	3	0	0	1	11	.278	.294
Corniskey Park	.304	222	806	129	245	50	1	45	145	3	0	78	114	.368	.536
Jacobs Field	.235	21	81	11	19	5	1	2	11	0	0	11	18	.333	.395
America Park	.375	15	56	11	21	3	0	2	10	0	0	8	8	.462	.536
Tiger Stadium	.143	5	21	1	3	0	0	1	3	0	0	1	2	.182	.286
Kauffman Stadium	.282	18	71	10	20	1	0	3	13	0	0	5	4	.342	.423
Metrodome	.372	21	78	15	29	2	1	5	10	0	0	6	8	.430	.615
Yankee Stadium	.328	15	58	7	19	5	1	1	6	0	0	4	6	.365	.500
Network Coliseum	.189	11	37	4	7	1	0	2	8	0	0	4	7	.302	.378
SAFECO Field	.234	14	47	6	11	5	0	2	6	0	0	6	8	.321	.468
The Kingdom	.235	4	17	3	4	1	0	2	10	0	0	1	6	.278	.647
Tropicana Field	.388	12	49	15	19	7	0	3	14	0	0	5	6	.455	.714
The Ballpark	.236	15	55	12	13	7	0	1	13	0	0	4	9	.286	.418
SkyDome	.184	13	49	5	9	0	0	1	3	0	0	1	8	.212	.245
Bank One Ballpark	.400	4	10	2	4	0	0	2	3	0	0	0	1	.400	1.000
Wrigley Field	.217	7	23	1	5	0	0	1	5	0	0	0	6	.250	.348
Cinergy Field	.196	19	46	3	9	4	0	0	8	0	0	6	8	.296	.283
Coors Field	.194	10	31	4	6	0	0	1	3	0	1	2	4	.265	.290
Enron Field	.750	1	4	2	3	2	0	0	2	0	0	1	1	.800	1.250
Astrodome	.000	3	2	0	0	0	0	0	0	0	0	1	1	.333	.000
Dodger Stadium	.273	24	55	6	15	0	0	2	5	0	0	5	9	.339	.382
Miller Park	.125	3	8	1	1	1	0	0	0	0	0	1	2	.222	.250
County Stadium	.231	6	26	2	6	0	0	1	1	0	0	3	2	.310	.346
Busch Stadium	.229	10	35	4	8	0	0	1	3	0	0	4	6	.308	.314
Qualcomm Stadium	.143	2	7	0	1	0	0	0	0	0	0	0	3	.143	.143
3 Com Park	.100	5	10	1	1	0	0	0	0	0	0	0	1	.100	.100

PLAYERS

Konerko's Career Game Bests

- Hits — 4 (five times, last 8/28/01 at Det.)
- HR — 2 (7/29/99 vs. N.Y.-AL)
- GS — 1 (three times, last 7/21/01 vs. Bos.)
- RBI — 5 (three times, last 9/2/01 vs. Cle.)
- SB — 1 (three times, last 5/28/01 vs. Tor.)
- Hitting Streak — 14 (4/17-5/2/01)

Konerko's Career Grand Slams

No.	Date	Opp.	Inn.	Pitcher
1	6/17/99	vs. Bal.	7th	Jesse Orosco
2	6/14/01	vs. Cin.	1st	O. Fernandez
3	7/21/01	vs. Bos.	3rd	Toma Ohka

Konerko's Career Fielding — OF

Year, Club	Pct.	G	PO	A	E	TC	DP
1998, L.A.	1.000	18	20	0	0	20	0
Cin.	1.000	11	12	0	0	12	0
Totals	1.000	29	32	0	0	32	0

Konerko's Career Fielding — 1B

Year, Club	Pct.	G	PO	A	E	TC	DP
1997, L.A.	1.000	1	3	0	0	3	1
1998, L.A.	.995	23	170	15	1	186	8
Cin.	.996	30	208	21	1	230	9
1999, Chi.	.995	92	740	58	4	802	72
2000, Chi.	.991	122	1051	67	10	1128	118
2001, Chi.	.994	144	1277	90	8	1375	120
Totals	.994	412	3449	251	24	3724	328

Konerko's Career Fielding — 3B

Year, Club	Pct.	G	PO	A	E	TC	DP
1998, L.A.	.952	11	5	15	1	21	1
Cin.	.976	20	7	33	1	41	1
1999, Chi.	—	1	0	0	0	0	0
2000, Chi.	.900	7	2	7	1	10	1
Totals	.958	39	14	55	3	72	3

White Sox Game-Ending Hits in 2001

Player	Date	Opp.	Hit	Inn.	Final
Paul Konerko	4/25	Oak.	solo HR	11th	2-1
Paul Konerko	4/29	Sea.	2-R 1B	14th	2-1
Jose Valentin	5/9	Ana.	RBI 2B	9th	6-5
Jose Valentin	5/11	Tex.	solo HR	10th	6-5
Paul Konerko	6/3	Det.	3-R HR	10th	9-6
Carlos Lee	6/8	Cubs	GS	10th	7-3
Sandy Alomar	7/4	Min.	RBI 1B	9th	4-3
Tony Graffanino	9/21	K.C.	RBI 1B	9th	8-7
Tony Graffanino	9/22	K.C.	SF	10th	5-4

CARLOS LEE

45

Given Name: Carlos Noriel Lee

Position: Outfielder

Bats: Right

Throws: Right

Height: 6-2

Weight: 235

Opening Day Age: 25

Born: June 20, 1976, Aguadulce, Panama

Resides: Aguadulce, Panama

First Pro Contract: White Sox.

Sox Acquisition: Signed as a free agent, January 29, 1994.

Major League Service: Two years, 150 days.

Contract Status: Signed through 2003 (signed a two-year contract on January 17, 2001).



■ **2001:** Established career highs in doubles (33), triples (three) and stolen bases (17) and matched his career high in home runs (24), despite hitting a career-low .269 ... hit .306 with 15 home runs and 52 RBI in the first half and .228 with nine home runs and 32 RBI after the break ... was slowed by a sore right thumb for the final month of the season ... after hitting .305 in April and .322 in May, average dropped to .289



in June, .255 in July, .236 in August and .215 in September/October ... led Sox with 20 RBI and tied for team lead with six home runs in July ... batted in every spot in the lineup except leadoff ... 22 of his 24 homers came vs. right-handed pitching ... compiled a .969 fielding percentage (8 E/258 TC), lowest among American League left fielders ... his nine outfield assists tied for second among AL left fielders ... hit .298 (75-252) with runners on base compared to .245 (75-306) with the bases empty ... batted .321 (27-84) with five home runs and 22 RBI in late-inning clutch situations ... batted .421 with three home runs and nine RBI vs. Oakland ... recorded four home runs and 10 RBI vs. Kansas City ... walked just 38 times in 605 plate appearances ... posted a 14-game hitting streak from 6/12-17, one shy of his career best from 8/23-9/6/99 ... all 17 stolen bases came with runners on base ... tied career high with five RBI, including a game-winning grand slam in the 10th inning, on 6/8 vs. Cubs ... became first player ever to hit an extra-inning grand slam in any interleague game, including the World

Series ... homered on 9/27 vs. Minnesota snapped a 26-game homerless streak dating back to 8/20 ... celebrated 25th birthday on 6/20 vs. Kansas City with a game-winning home run ... matched career high with four hits (fifth time) on 6/9 vs. Cubs ... homered in consecutive games five times (eight career) ... homered in three straight games from 6/6-8 (second time in career) ... played winter ball in his native Panama.

MAJOR LEAGUE HIGHLIGHTS

■ **Career:** Has averaged 21 home runs and 87 RBI in his three seasons ... has increased his stolen base total each season from four in 1999, 13 in 2000 to 17 in 2001 ... homered in his first major-league at-bat on 5/7/99 vs. Oakland's Tom Candiotti, becoming the first Sox player and the 75th player in major-league history to accomplish the feat.

■ **2000:** Tied for third on the Sox in hits (172), runs scored (107) and RBI (92) and ranked fourth in average (.301), home runs (24), total bases (277) in his second season ... was one of six Sox players to record 20 home runs and 90 RBI and one of a club-record five to score 100 runs, joining Ray Durham (121), Frank Thomas (115), Jose Valentin (107) and Magglio Ordonez (102) ... also was one of four Sox regulars (not including Charles Johnson) to bat above .300 ... scored 50.2 percent (107-213) of the times he reached base, the best ratio in the American League ... ranked second among AL left fielders with a .990 fielding percentage (3 E/286 TC) ... his 10 outfield assists were eighth in the AL ... walk total improved from 13 to 38 ... hit .332 with 12 home runs and 49 RBI on the road compared to .271 with 12 home runs and 43 RBI at home ... hit .301 with 17 home runs and 62 RBI in the first half ... his 17 home runs at the break surpassed his 1999 season output of 16, and his .367 road average was fifth in the AL ... batted .300 in the second half but recorded just seven homers and 30 RBI ... led Sox with eight home runs and 19 RBI in May ... batted .347 in July and .330 in September/October ... Sox were 42-18 (.700) when he drove in a run, 17-4 when he drove in two or more and 15-9 when he homered ... was named AL Player of the

Week for second time in his career on 9/4-10 after going 14-24 (.583) with two home runs and eight runs scored ... matched his career high with four hits on 9/4 vs. Texas ... recorded first career multihomer game on 7/9 at the Cubs ... hit .692 (9-13) with two doubles, two home runs and four RBI in the Cubs series at Wrigley Field ... homered in three straight games from 5/29-31 ... hit game-tying home run in the ninth inning off fellow Panamanian Mariano Rivera on 6/23 vs. New York ... served a three-game suspension handed down by Major League Baseball from 4/28-30 for his role in an on-field altercation on 4/22 vs. Detroit ... homered with two RBI in first game back on 5/1 vs. Toronto ... was one of three Sox with two hits in the fourth inning on 4/18 vs. Seattle, joining Mark Johnson and Chris Singleton ... went 3-4 with an RBI and a run scored on Opening Day at Texas ... was 13-16 (81.3 percent) in stolen-base attempts.

Monthly Bests

AVG347
	7/00
HR	8
	5/00
RBI	23
	6/01

■ **1999:** Placed seventh in the American League Rookie of the Year balloting ... his 84 RBI were second on the team and tied with Pete Ward (1963) for eighth among rookies in White Sox history ... ranked among the AL rookie leaders in grand slams (1st, two), average (2nd .293), RBI (2nd), doubles (2nd, 32), slugging percentage (2nd, .463), multihit games (T2nd, 41), hits (3rd, 144), total bases (3rd, 228), extra-base hits (4th, 50), home runs (5th, 16) on-base percentage (5th, .312) and runs scored (6th, 66) ... homered in his first major-league at-bat on 5/7 vs. Oakland (Tom Candiotti), becoming the first Sox player to accomplish the feat ... was named the AL Player of the Week for 8/23-29 after hitting .482 (14-29) with three home runs ... during the week, compiled a streak of seven consecutive games with at least one hit, one run and one RBI ... became the first Sox rookie to receive the award since pitcher Wilson Alvarez in 1991 ... average reached a season-high of .328 on 6/17 and was at .315 as late as 9/3 ... hit .305 (32-105) in June, .327 (34-104) in July and .324 (34-105) in August ... homered in consecutive games on 8/27-28 vs. Oakland ... compiled a career-best, 15-game hitting streak from 8/23-9/6 ... hit .433 (26-60) with seven doubles, four home runs and 18 RBI during the streak, which was the longest by an AL rookie in 1999 ... drove in a career-high five runs on 9/18 at Toronto, including a game-winning, three-run homer in the ninth inning ... connected on two grand slams (5/17 vs. Cleveland's Bartolo Colon and 10/1 vs. Minnesota's Jason Ryan) ... hit game-winning sacrifice fly in the ninth inning on 7/9 vs. the Cubs ... started 105 games in left field and four at first base ... made first start at first base on 9/30 vs. Boston ... was 2-2 as a pinch hitter and 2-2 against fellow Panamanian Mariano Rivera of the Yankees ... played for Oriente in the Venezuelan Winter League, batting .192 (15-78) with three home runs and 12 RBI.

MINOR LEAGUE HIGHLIGHTS

■ **1998:** Named the organization's Top Prospect and Best Power Hitter by *Baseball America* ... his .302 batting average at Class AA Birmingham ranked second on the team, fourth in the Southern League, fifth among Class AA third basemen and tied for seventh in the organization ... his 266 total bases led the organization, ranked fourth in the SL and eighth in the minors ... also led the organization in RBI (106), which ranked third in SL, and finished second in hits (166), tied for second in doubles (33) and tied for third in extra-base hits (56) ... was named to the SL postseason All-Star Team ... collected 32 RBI in June and batted a combined .353 (79-224) with 14 doubles, eight home runs and 35 RBI in July-August ... followed an 11-game hitting streak (8/5-16) with an 18-game streak (.366, 26-71) from 8/20-9/7 ... drove in two or more runs in six straight games (17 total) from 6/11-16 ... selected as the Most Valuable Player of the Arizona Fall League after setting a league record with 19 doubles ... led AFL in RBI (33) and extra-base hits (24).

■ **1997:** Was named the organization's Charles W. Lubin Award winner at Class A Winston-Salem after leading the Carolina League in hits (173), doubles (50), extra-base hits (71), total bases (282), games (139) and at-bats (546) ... also finished second in hitting (.317), fourth in runs scored (81) and fifth in RBI (82) ... his 50 doubles tied for the minor-league lead, while his 71 extra-base hits led the organization ... led the organization in extra-base hits, ranked second in hits, third in slugging percentage (.516) and fifth in average and RBI ... was named to the CL midseason All-Star Team ... was named Howe SportsData CL Player of the week for 5/22-28.

■ **1996:** Was named the organization's Charles W. Lubin Award winner at Class A Hickory ... was rated the No. 10 Prospect in the organization in a postseason poll by *Baseball America* ... ranked second in the South Atlantic League with a .313 average and 150 hits ... his .313 average ranked third in the organization, 10th among minor-league third basemen and third among Class A third basemen ... led Hickory with 70 RBI, 23 doubles and six triples ... his 11 sacrifice flies ranked sixth in the minor leagues ... was named to the SAL midseason All-Star Team.

■ **1995:** Led the Appalachian League in games (67), total bases (133), at-bats (269) and hits (93), tied for second in doubles (17) and ranked third in average (.346) ... topped Advanced Rookie Bristol in 13 offensive categories, including average, home runs (seven), RBI (45), runs scored (43), stolen bases (17)

and slugging percentage (.494) ... captured the team's triple crown ... named the organization Player of the Week for 6/19-25 and for 7/13-8/16.

■ **1994:** Played in 29 games with Rookie Sarasota ... attended the Fall Instructional League ... was recommended/signed by Miguel Ibarra.

COMMUNITY INVOLVEMENT

■ Among his charitable activities in 2001, attended opening ceremonies of the Inner City Little League at Comiskey Park and volunteered to sign autographs to raise money for heart attack victims ... his wife, Mary, collected toys during the White Sox and Cubs wives' toy drive benefitting Feed The Children ... during the 2000 season, participated in the Inner City Little League kickoff ceremony at Comiskey Park and filmed a public service announcement on conserving water.

MISCELLANEOUS/PERSONAL

■ Married Mary ... his younger brother, also named Carlos, plays in the White Sox minor league system ... graduated from Rodolfo Chiari High School.

YEAR	CLUB	AVG	G	AB	R	H	TB	2B	3B	HR	RBI	SH	SF	HB	BB	SO	SB	CS	E
1994	Sarasota (GCL)	.125	29	56	6	7	8	1	0	0	1	0	0	0	4	8	0	1	2
1995	Hickory	.248	63	218	18	54	77	9	1	4	30	0	0	1	8	34	1	5	19
	Bristol	.346	*67	*269	43	*93	*133	17	1	7	45	0	3	2	8	34	17	7	18
1996	Hickory	.313	119	480	65	150	209	23	6	8	70	0	11	0	23	50	18	13	32
1997	Winston-Salem	.317	139	546	81	*173	282	*50	4	17	82	2	7	2	36	65	11	5	34
1998	Birmingham	.302	138	549	77	166	266	33	2	21	106	0	2	2	39	55	11	5	35
1999	Charlotte	.351	25	94	16	33	50	5	0	4	20	0	3	1	8	14	2	1	4
	WHITE SOX	.293	127	492	66	144	228	32	2	16	84	1	7	4	13	72	4	2	5
2000	WHITE SOX	.301	152	572	107	172	277	29	2	24	92	1	5	3	38	94	13	4	3
2001	WHITE SOX	.269	150	558	75	150	261	33	3	24	84	1	2	6	38	85	17	7	8
MINOR TOTALS		.306	580	2212	306	676	1025	138	14	61	354	2	26	8	126	260	60	37	144
A.L. TOTALS		.287	429	1622	248	466	766	94	7	64	260	3	14	13	89	251	34	13	16
M.L. TOTALS		.287	429	1622	248	466	766	94	7	64	260	3	14	13	89	251	34	13	16

*Led League

- Signed by the White Sox as a free agent (1/29/94).
- On Class A Hickory disabled list (4/4-27/96).
- On Major League Baseball suspended list (4/28-30/00).

DIVISION SERIES RECORD

YEAR	CLUB	AVG	G	AB	R	H	TB	2B	3B	HR	RBI	SH	SF	HB	BB	SO	SB	CS	E
2000	SOX vs. Sea.	.091	3	11	0	1	2	1	0	0	1	0	1	0	2	2	0	0	0

CARLOS LEE'S CAREER BATTING AT MAJOR LEAGUE PARKS

PARK	AVG	G	AB	R	H	2B	3B	HR	RBI	SB	CS	BB	SO	OBP	SLG
Edison Field	.400	11	45	9	18	3	0	2	9	3	1	3	5	.438	.600
Camden Yards	.297	10	37	2	11	4	0	1	4	1	2	1	7	.316	.486
Fenway Park	.250	13	48	6	12	3	1	0	8	2	0	5	10	.321	.354
Comiskey Park	.282	217	793	123	224	41	4	34	131	14	6	49	120	.330	.473
Jacobs Field	.321	19	78	11	25	3	0	0	3	1	1	3	12	.354	.359
Comerica Park	.263	12	38	4	10	0	0	0	4	0	0	3	6	.317	.263
Tiger Stadium	.261	6	23	5	6	2	0	0	4	0	0	2	3	.346	.348
Kauffman Stadium	.338	18	74	13	25	2	1	4	14	2	0	4	12	.367	.554
Metrodome	.235	20	81	6	19	8	0	1	8	0	1	0	13	.232	.370
Yankee Stadium	.169	14	59	7	10	3	0	2	9	1	0	0	7	.169	.322
Network Coliseum	.311	12	45	6	14	4	0	0	5	2	0	3	8	.347	.400
SAFECO Field	.182	15	55	9	10	3	0	5	8	1	1	1	14	.198	.509
Tropicana Field	.267	12	45	8	12	2	0	3	11	1	0	6	8	.340	.511
The Ballpark	.346	13	52	12	18	4	0	4	14	2	0	3	4	.382	.654
SkyDome	.308	10	39	7	12	3	0	1	7	0	0	1	4	.310	.462
Wrigley Field	.400	9	35	7	14	3	0	3	8	1	0	2	9	.436	.743
Cinergy Field	.429	3	14	3	6	2	1	0	4	0	0	1	2	.467	.714
Enron Field	.455	3	11	2	5	2	0	1	2	1	0	1	0	.500	.909
Miller Park	.214	3	14	2	3	1	0	2	4	0	1	0	5	.214	.714
County Stadium	.538	3	13	3	7	1	0	1	2	1	0	0	1	.538	.846
Busch Stadium	.217	6	23	3	5	0	0	0	1	1	0	1	1	.250	.217

CARLOS LEE'S STATISTICAL BREAKDOWN

	2001									CAREER							
	AVG	G	AB	H	HR	RBI	BB	SO		AVG	G	AB	H	HR	RBI	BB	SO
Anaheim	.355	8	31	11	2	8	1	4		.309	24	94	29	3	14	6	13
Baltimore	.190	6	21	4	1	4	0	3		.259	23	85	22	2	10	3	12
Boston	.333	5	21	7	1	6	3	3		.238	26	101	24	4	21	6	19
Cleveland	.250	18	68	17	1	4	7	9		.269	41	156	42	4	16	10	27
Detroit	.232	16	56	13	0	5	4	7		.207	33	116	24	0	12	10	16
Kansas City	.284	19	67	19	4	10	7	12		.336	35	128	43	7	23	13	21
Minnesota	.295	17	61	18	3	9	1	6		.258	41	155	40	5	21	3	24
New York-AL	.118	5	17	2	0	1	1	1		.272	27	103	28	3	13	2	15
Oakland	.421	9	38	16	3	9	0	3		.363	26	102	37	6	25	5	12
Seattle	.114	9	35	4	1	1	1	10		.267	28	105	28	5	14	3	22
Tampa Bay	.115	7	26	3	0	0	5	4		.250	23	84	21	4	13	8	14
Texas	.324	9	34	11	2	6	1	5		.385	27	104	40	7	21	4	10
Toronto	.250	4	12	3	0	2	2	2		.256	22	82	21	3	15	5	12
Interleague	.310	18	71	22	6	19	5	16		.324	53	207	67	11	42	11	34
Chicago-NL	.333	6	24	8	2	7	2	5		.311	18	74	23	4	16	3	15
Cincinnati	.300	3	10	3	1	2	1	2		.375	6	24	9	1	6	2	4
Houston	—	—	—	—	—	—	—	—		.381	6	21	8	1	4	1	1
Milwaukee	.214	3	14	3	2	4	0	5		.382	8	34	13	4	8	1	7
Pittsburgh	.455	3	11	5	1	5	2	3		.391	6	23	9	1	7	3	4
St. Louis	.250	3	12	3	0	1	0	1		.161	9	31	5	0	1	1	3
Home	.258	75	271	70	12	41	23	37		.282	217	793	224	34	131	49	120
Road	.279	75	287	80	12	43	15	48		.292	212	829	242	30	129	40	131
Day	.268	44	168	45	11	32	13	24		.286	130	493	141	19	88	33	86
Night	.269	106	390	105	13	52	25	61		.288	299	1129	325	45	172	56	165
vs. Left	.243	—	115	28	2	12	10	14		.288	—	306	88	9	39	18	50
vs. Right	.275	—	443	122	22	72	28	71		.287	—	1316	378	55	221	71	201
Grass	.264	138	512	135	23	78	35	80		.289	384	1443	417	59	230	81	224
Turf	.326	12	46	15	1	6	3	5		.274	45	179	49	5	30	8	27
Pre-ASG	.306	79	291	89	15	52	15	42		.301	216	816	246	36	150	40	119
Post ASG	.228	71	267	61	9	32	23	43		.273	213	806	220	28	110	49	132
RISP	.281	—	146	41	8	58	15	27		.283	—	448	127	20	199	31	84
Bases Loaded	.200	—	10	2	1	7	0	1		.273	—	44	12	3	34	0	8
March/April	.305	22	82	25	2	8	8	13		.308	43	156	48	6	29	17	25
May	.322	25	87	28	4	15	3	12		.280	70	250	70	15	50	12	36
June	.289	24	97	28	7	23	2	13		.298	77	309	92	10	50	8	45
July	.255	26	98	25	6	20	8	20		.310	77	300	93	13	50	16	52
August	.236	28	106	25	3	12	9	19		.277	83	314	87	10	46	18	50
Sept./Oct.	.216	25	88	19	2	6	8	8		.259	79	293	76	10	35	18	43
As PH	.250	—	4	1	0	1	0	1		.375	—	8	3	0	1	0	2
As DH	.295	—	61	18	3	14	3	10		.242	—	132	32	6	28	4	26

PLAYERS

Lee's Career Game Bests

Hits — 4 (five times, last 6/9/01 vs. Cubs)
 HR — 2 (7/9/00 at Cubs)
 GS — 1 (three times, last 6/8/01 vs. Cubs)
 RBI — 5 (twice, last 6/8/01 vs. Cubs)
 SB — 2 (5/6/01 at Tex.)
 Hitting Streak — 15 (8/23-9/6/99)

Lee's Career Grand Slams

No.	Date	Opp.	Inn.	Pitcher
1	5/17/99	vs. Cle.	1st	Bartolo Colon
2	10/1/99	vs. Min.	1st	Jason Ryan
3	6/8/01	vs. Cubs	10th	Courtney Duncan

Lee's Career Fielding — OF

Year, Club	Pct.	G	PO	A	E	TC	DP
1999, Chi.	.981	105	201	3	4	208	0
2000, Chi.	.990	149	273	10	3	286	0
2001, Chi.	.969	130	241	9	8	258	0
Totals	.980	384	715	22	15	752	0

Lee's Career Fielding — 1B

Year, Club	Pct.	G	PO	A	E	TC	DP
1999, Chi.	.966	5	24	4	1	29	3
Totals	.966	5	24	4	1	29	3

JEFF LIEFER

39



Given Name: Jeffrey David Liefer
Position: Outfielder/Infielder
Bats: Left **Throws:** Right
Height: 6-3 **Weight:** 210
2002 Opening Day Age: 27
Born: August 17, 1974, Fontana, Calif.
Resides: Upland, Calif.
First Pro Contract: White Sox.
Sox Acquisition: Selected in the first round (25th overall), June 1995 free agent draft.
Major League Service: One year, 124 days.
Contract Status: Signed through 2002.

PLAYERS

■ **2001:** Appeared in 83 games with the White Sox, setting career highs in every offensive category ... averaged one home run every 14.1 at-bats (18 HR/254 AB), the best ratio on the team ... ranked second on the team behind Magglio Ordonez (.533) with a .520 slugging percentage ... started 14 games at third base, 11 at first base, 30 in left field and two in right ... hit .268 (63-235) vs. right-handers and .105 (2-19) vs. lefties ... all of his home runs and RBI came off right-handed pitchers ... hit .271 with 10 home runs and 23 RBI at home compared to .240 with eight home runs and 16 RBI on the road ... batted .282 (31-110) with nine home runs and 19 RBI from the No. 6 spot in the order ... hit .357 (15-42) with four homers and 10 RBI in September/October ... hit .326 (14-43) with four home runs and eight RBI vs. Kansas City ... hit his first major-league home run on 5/15 at Seattle off Aaron Sele ... compiled a career-long hitting streak of 11 games from 8/28-9/21 ... batted .444 (16-36) with two doubles, four home runs, nine RBI and seven runs scored during the streak ... tied a career high with three RBI on 8/5 vs. Tampa Bay, hitting a three-run homer off of Victor Zambrano in the eighth inning ... hit his first career home run at Comiskey Park on 6/1 vs. Detroit ... homer on 6/21 at Baltimore landed on Eutaw Street, the 26th player in Camden Yards history and first in 2001 to accomplish that feat ... homered in consecutive games from 7/2-3 and 8/2-5 ... was recalled from Class AAA Charlotte on 5/10 ... batted .286 with six home runs and 21 RBI in 32 games with the Knights ... homered twice with six RBI in his last start at Charlotte on 5/9, including his 100th career minor-league home run ... underwent offseason surgery to clean out debridement in his right elbow in a procedure performed by Dr. Lewis Locum.

White Sox Leaders In 2001

	Slugging Pct.	HR Ratio
Ordonez	.533	Liefer 14.1
Liefer	.520	Valentin 15.6
Valentin	.509	Canseco 16.0
Konerko	.507	Konerko 18.2
Canseco	.477	Ordonez 19.1

MAJOR LEAGUE HIGHLIGHTS

■ **2000:** Was ranked by *Baseball America* in a postseason poll as the No. 13 Prospect in the Sox organization ... spent the majority of the season at Class AAA Charlotte ... appeared in five games with the Sox after being recalled on 9/5 ... opened the season on the 15-day disabled list with a strained ligament in his left knee suffered in a home-plate collision in spring training ... was optioned to Charlotte on 4/17.

■ **1999:** Began the season on the Opening Day roster and appeared in 45 games over two stints with the Sox ... made his major-league debut at first base on 4/7 at Seattle ... collected hits in his first two at-bats ... recorded his first career RBI on 5/1 at Anaheim, driving home the tying run in the ninth inning with a single off Troy Percival ... delivered a pinch-hit, two-run double off Arthur Rhodes on 6/19 vs. Baltimore to tie the game in the 10th inning ... had a career-high three hits and three RBI on 6/25 vs. Minnesota ... hit .237 (23-97) with 12 RBI in 39 games before being optioned to Class AAA Charlotte on 7/14 ... was recalled on 9/26 and hit .313 (5-16) with two doubles, a triple and two RBI for the Sox in the final week of the season ... matched his career-high with three hits (second time) on 9/30 vs. Boston and hit first career triple on 10/1 vs. Minnesota.

MINOR LEAGUE HIGHLIGHTS

■ **2000:** Ranked second in the International League in home runs (32), tied for second in extra-base hits (62), was third in slugging percentage (.556) and fourth in RBI (91) at Class AAA Charlotte ... was named Charlotte's Charles W. Lubin Award winner after leading the team in average (.281), runs scored (75), hits (125), total bases (252), doubles (29), home runs, RBI, slugging percentage and extra-base hits ... his

32 home runs led the organization, ranked sixth among Class AAA players and seventh among full season players ... also topped the Sox system in total bases, extra-base hits and slugging ... batted .333 (36-108) with 11 home runs and 31 RBI in August ... hit .439 (25-57) with nine homers and 24 RBI vs. IL rival Durham ... named IL Player of the Week for 8/21-27 after hitting .429 (12-28) with five home runs and 15 RBI ... recorded three multihomer games ... drove in a season-high six runs on 8/23 vs. Durham and also posted a pair of five-RBI games.

■ **1999:** Led Charlotte to an appearance in the Class AAA World Series ... was named International League Batter of the Week twice in a three-week span with the Knights ... hit .500 with one grand slam and 11 RBI in his first week with the team (7/12-18) ... his eight RBI on 7/16 tied a Charlotte franchise record and tied for second most RBI in the minor leagues in 1999 ... hit .652 (15-23) with two doubles, four home runs, and five RBI during a six-game stretch from 7/26-8/1 which lifted the Knights into first place.

■ **1998:** Named by *Baseball America* as the No. 7 Prospect and Best Left-Handed Power Hitter in the Sox organization ... split time between Class AA Birmingham (127 games) and Class AAA Calgary (eight), combining to hit .283 with 22 home runs and 99 RBI ... was named the Barons Charles W. Lubin Award winner after topping the organization with 64 extra-base hits ... tied for the organization lead in doubles (36), ranked third in total bases (259) and walks (62), fourth in RBI (99), tied for fourth in triples (six) and slugging percentage (.516), and fifth in home runs (22) ... ranked fourth in the Southern League in extra-base hits (60) and fifth in total bases (245) ... was named to the SL midseason All-Star Team and the Joint Class AA All-Star Team ... led the Barons in runs scored (84) and slugging percentage and tied for the team lead with 33 doubles ... hit two home runs on 5/5 at Huntsville ... went 3-4 with two homers and a season-high seven RBI on 5/26 at Carolina ... had back-to-back homer games on three occasions ... was promoted to Calgary on 8/28.

■ **1997:** Spent his second professional season at Birmingham ... tied for third in the organization and SL with nine triples ... was one triple short of joining teammate Brian Simmons in double figures in doubles, triples and home runs.

■ **1996:** Split his first pro season between Class A South Bend and Class A Prince William ... combined to hit .290 (123-424) with 16 home runs and 71 RBI at the two stops290 average was seventh in the organization, and his 71 RBI and 77 runs scored were both tied for fifth ... was named Third Best Prospect in the organization in a postseason poll by *Baseball America* ... ranked third in the Midwest League with a .325 average and tied for third with 15 home runs at the time of his promotion to Prince William ... was named Sox organization Player of the Month for June after hitting .340 (36-106) with seven home runs and 25 RBI ... earned MVP honors at the MWL All-Star Game on 6/18 at Appleton, going 2-2 with a double and three RBI ... earned organization Player of the Week honors for 6/10-16 ... went 4-5 on 6/14 vs. Michigan and 5-5 with two doubles and five RBI the next day at Fort Wayne.

■ **1995:** Did not play after agreeing to terms with the White Sox on 8/18 ... was named the No. 5 Prospect in the organization in a postseason poll by *Baseball America* ... was recommended/signed by Ed Pebley and Joe Butler.

COMMUNITY INVOLVEMENT

■ Among his charitable activities in 2001, served meals to local children through the Greater Chicago Food Depository and visited a Chicago White Sox Training Centers camp ... his wife, Melissa, collected toys during the White Sox and Cubs wives toy drive benefiting Feed The Children ... made an appearance in 1999 on behalf of the *Chicago Parent Magazine*.

MISCELLANEOUS/PERSONAL

■ Married Melissa ... a three-year starter at Long Beach State University, he holds school career records for home runs (30), RBI (160), hits (230) and doubles (52) ... was named Second Team All-America by *Baseball America* in 1995 after leading the 49ers in average (.354), hits (84), total bases (141), doubles (16), home runs (13), RBI (56), runs scored (63), slugging percentage (.595) and on-base percentage ... earned All-Tournament honors at the NCAA West Regional in Fresno, Calif. after hitting .435 (10-23) with four home runs, eight RBI and nine runs scored ... earned Freshman All-American honors in 1993 after batting .356 (84-236) with 12 home runs and 54 RBI ... helped the 49ers reach the 1993 College World Series, where he earned All-Tournament honors ... graduated in 1992 from Upland (Calif.) High School ... was selected by Cleveland in the sixth round of the June 1992 draft but did not sign.

Top HR Seasons Among Sox Minor Leaguers (since 1980)

Player, Club	Year	HR
Ron Kittle, Edmonton	1982	50
Ron Kittle, Glen Falls	1981	40
Rondal Rollin, Birmingham	1987	39
Jeff Liefer, Charlotte	2000	32
Randy Johnson, Glen Falls	1981	32

YEAR	CLUB	AVG	G	AB	R	H	TB	2B	3B	HR	RBI	SH	SF	HB	BB	SO	SB	CS	E
1996	South Bend	.325	74	277	60	90	149	14	0	15	58	0	4	5	30	62	6	5	23
	Prince William	.224	37	147	17	33	42	6	0	1	13	0	1	0	11	27	0	0	0
1997	Birmingham	.236	119	474	67	113	200	24	9	15	71	1	4	7	38	115	2	0	8
1998	Birmingham	.291	127	471	84	137	245	33	6	21	89	0	1	9	60	125	1	2	11
	Calgary	.258	8	31	3	8	14	3	0	1	10	0	0	0	2	12	0	0	0
1999	WHITE SOX	.248	45	113	8	28	37	7	1	0	14	0	1	0	8	28	2	0	0
	Charlotte	.339	46	171	36	58	104	17	1	9	34	1	1	1	21	26	2	1	3
2000	Charlotte	.281	120	445	75	125	252	29	1	32	91	0	5	2	53	107	2	3	9
	WHITE SOX	.182	5	11	0	2	2	0	0	0	0	0	0	0	4	0	0	1	
2001	Charlotte	.286	32	119	23	34	59	7	0	6	21	0	1	4	15	41	3	1	3
	WHITE SOX	.256	83	254	36	65	132	13	0	18	39	1	2	2	20	69	0	1	7
MINOR TOTALS		.280	563	2135	365	598	1065	133	17	100	387	2	17	28	230	515	16	12	57
A.L. TOTALS		.251	133	378	44	95	171	20	1	18	53	1	3	2	28	101	2	1	8
M.L. TOTALS		.251	133	378	44	95	171	20	1	18	53	1	3	2	28	101	2	1	8

— Selected by White Sox in first round (25th overall) of free agent draft (6/95).

— On Class AAA Charlotte disabled list (8/30-9/12/99).

— On White Sox disabled list with a strained ligament in his left knee (3/25-4/17/00).

JEFF LIEFER'S STATISTICAL BREAKDOWN

	2001									CAREER								
	AVG	G	AB	H	HR	RBI	BB	SO		AVG	G	AB	H	HR	RBI	BB	SO	
Anaheim	.000	1	4	0	0	0	0	2		.111	4	9	1	0	1	0	3	
Baltimore	.357	7	14	5	2	2	1	1		.316	10	19	6	2	5	1	1	
Boston	.143	2	7	1	1	2	2	2		.227	8	22	5	1	4	3	5	
Cleveland	.250	7	16	4	1	3	1	7		.231	11	26	6	1	4	1	10	
Detroit	.275	11	40	11	3	5	4	9		.273	15	55	15	3	5	4	13	
Kansas City	.326	13	43	14	4	8	4	10		.333	21	63	21	4	8	5	15	
Minnesota	.227	7	22	5	3	5	2	6		.257	12	35	9	3	8	4	9	
New York-AL	.333	2	6	2	0	1	2	1		.286	7	21	6	0	4	3	5	
Oakland	.091	4	11	1	0	1	0	2		.071	5	14	1	0	1	0	3	
Seattle	.182	4	11	2	1	1	1	6		.267	5	15	4	1	1	2	6	
Tampa Bay	.143	3	7	1	1	3	1	2		.083	6	12	1	1	3	1	5	
Texas	.500	2	8	4	0	1	0	1		.444	3	9	4	0	1	0	2	
Toronto	.318	6	22	7	1	3	0	9		.286	8	26	8	1	4	0	12	
Interleague	.158	11	38	6	0	2	1	10		.160	18	50	8	1	4	4	12	
Chicago-NL	.095	5	21	2	0	1	1	4		.091	6	22	2	0	1	1	4	
Cincinnati	.375	3	8	3	0	1	0	1		.375	3	8	3	0	1	0	1	
Milwaukee	—	—	—	—	—	—	—	—		.400	3	5	2	1	2	1	1	
Pittsburgh	.125	2	8	1	0	0	0	5		.071	5	14	1	0	0	2	6	
St. Louis	.000	1	1	0	0	0	0	0		.000	1	1	0	0	0	0	0	
Home	.271	42	133	36	10	23	7	36		.251	69	199	50	10	33	11	57	
Road	.240	41	121	29	8	16	13	33		.251	64	179	45	8	20	17	44	
Day	.257	23	70	18	7	14	5	19		.231	47	130	30	7	22	6	36	
Night	.255	60	184	47	11	25	15	50		.262	86	248	65	11	31	22	65	
vs. Left	.105	—	19	2	0	0	0	10		.107	—	28	3	0	2	1	14	
vs. Right	.268	—	235	63	18	39	20	59		.263	—	350	92	18	51	27	87	
Grass	.252	76	234	59	16	34	18	63		.246	123	349	86	16	47	25	95	
Turf	.300	7	20	6	2	5	2	6		.310	10	29	9	2	6	3	6	
Pre-ASG	.254	43	138	35	9	17	5	39		.247	82	235	58	9	29	11	64	
Post ASG	.259	40	116	30	9	22	15	30		.259	51	143	37	9	24	17	37	
RISP	.238	—	63	15	3	20	4	16		.258	—	93	24	3	32	9	24	
Bases Loaded	.111	—	9	1	0	2	1	3		.200	—	10	2	0	4	1	3	
April	—	—	—	—	—	—	—	—		.269	8	26	7	0	0	2	9	
May	.255	14	51	13	2	5	3	18		.236	28	89	21	2	11	4	27	
June	.227	23	66	15	0	9	2	15		.232	38	95	22	5	15	4	22	
July	.220	17	50	11	4	9	4	15		.222	19	54	12	4	9	5	15	
August	.244	15	45	11	3	6	3	11		.244	15	45	11	3	6	3	11	
Sept./Oct.	.357	14	42	15	4	10	8	10		.319	25	69	22	4	12	10	17	
As PH	.111	—	9	1	0	1	0	2		.222	—	18	4	0	4	0	2	
As DH	.172	—	29	5	0	3	7	7		.238	—	42	10	0	7	10	8	

JEFF LIEFER'S CAREER BATTING AT MAJOR LEAGUE PARKS

PARK	AVG	G	AB	R	H	2B	3B	HR	RBI	SB	CS	BB	SO	OBP	SLG
Edison Field	.111	4	9	1	1	0	0	0	1	0	0	0	3	.111	.111
Camden Yards	.273	5	11	4	3	0	0	2	3	0	0	1	1	.357	.818
Fenway Park	.000	5	11	0	0	0	0	0	0	0	0	2	4	.154	.000
Comiskey Park	.251	69	199	21	50	11	1	10	33	1	1	11	57	.294	.467
Jacobs Field	.222	7	18	2	4	0	0	1	2	0	0	1	9	.250	.389
Comerica Park	.167	5	18	0	3	0	0	0	0	0	0	3	4	.286	.167
Tiger Stadium	.500	1	4	0	2	0	0	0	0	0	0	0	0	.500	.500
Kauffman Stadium	.375	12	40	6	15	6	0	1	3	1	0	3	7	.409	.600
Metrodome	.125	3	8	1	1	0	0	1	2	0	0	1	3	.222	.500
Yankee Stadium	.333	3	9	2	3	2	0	0	1	0	0	1	2	.400	.556
Network Coliseum	.000	1	4	0	0	0	0	0	0	0	0	0	0	.000	.000
SAFECO Field	.182	4	11	2	2	0	0	1	1	0	0	1	6	.250	.455
The Kingdom	.500	1	4	0	2	0	0	0	0	0	0	1	0	.600	.500
Tropicana Field	.000	2	3	0	0	0	0	0	0	0	0	1	0	.250	.000
SkyDome	.429	4	14	2	6	1	0	1	4	0	0	0	3	.429	.714
Wrigley Field	.111	3	9	1	1	0	0	0	1	0	0	1	1	.200	.111
Miller Park	.400	3	5	2	2	0	0	1	2	0	0	1	1	.500	1.000
Busch Stadium	.000	1	1	0	0	0	0	0	0	0	0	0	0	.000	.000

Liefer's Career Game Bests

Hits — 3 (six times, last 9/4/01 vs. Det.)
HR — 1 (18 times, last 9/21/01 vs. K.C.)
GS — None
RBI — 3 (twice, last 8/5/01 vs. T.B.)
SB — 1 (twice, last 9/30/99 vs. Bos.)
Hitting Streak — 11 games (8/28-9/21/01)

Liefer's Career Fielding — 3B

Year, Club	Pct.	G	PO	A	E	TC	DP
2001, Chi.	.867	15	7	19	4	30	2
Totals	.867	15	7	19	4	30	2

Liefer's Career Fielding — OF

Year, Club	Pct.	G	PO	A	E	TC	DP
1999, Chi.	1.000	17	28	1	0	29	0
2000, Chi.	1.000	5	2	0	0	2	0
2001, Chi.	1.000	38	52	2	0	54	0
Totals	1.000	60	82	3	0	85	0

Liefer's Career Fielding — 1B

Year, Club	Pct.	G	PO	A	E	TC	DP
1999, Chi.	1.000	15	96	11	0	107	11
2000, Chi.	.875	1	6	1	1	8	1
Totals	.991	16	102	12	1	115	12



KENNY LOFTON

1

Given Name: Kenneth Lofton

Position: Outfielder

Bats: Left **Throws:** Left

Height: 6-0 **Weight:** 180

Opening Day Age: 34

Born: May 31, 1967, East Chicago, Ind.

Resides: Tucson, Ariz.

First Pro Contract: Houston Astros, selected in the 17th round, June 1988 free agent draft.

Sox Acquisition: Signed as a free agent, February 1, 2002.

Major League Service: 10 years, 23 days.

Contract Status: Signed through 2002.



■ **2001:** Hit a career-low .261 in his ninth season with Cleveland ... after hitting .237 (57-241) with five home runs, 28 RBI and 35 runs scored in the first half, rebounded to hit .283 (78-276) with nine home runs, 38 RBI and 56 runs scored after the break ... batted .299 (60-201) with seven home runs, 30 RBI and 47 runs scored from 8/1 through the rest of the season ... raised his average from .237 to .261 in that span ... his 14 home runs were one short of his career best set in 2000 ... Indians were 31-8 (.795) when he had two or more hits in a game ... ranked seventh in the American League with 30 infield hits ... average reached a season-low .233 on 7/15 but he batted .337 (35-104) with 27 runs scored in August ... was 4-6 with 10 RBI with the bases loaded ... hit leadoff home runs on 8/26 at Seattle and 9/18 at Kansas City, increasing his career total to 20 ... drove in four runs on 8/15 vs. Minnesota and 8/26 at Seattle ... hit his first career pinch-hit homer on 6/19 vs. Minnesota ... was on the 15-day disabled list from 5/16-31 with a strained left oblique muscle, marking his seventh career stint on the disabled list (third straight season) ... stole three bases on 4/19 at Baltimore ... also missed nine games in April with a strained right calf ... was named to the Indians All-Century Team.

Active Stolen Base Leaders

Player	SB
Rickey Henderson	1,395
Tim Lincecum	808
Barry Bonds	484
Kenny Lofton	479
Delino DeShields	453
Roberto Alomar	446
Marquis Grissom	409

MAJOR LEAGUE HIGHLIGHTS

■ **Career:** Practiced yoga and pilates during the 2001 offseason to help prevent various injuries that have plagued him the past three seasons ... is a six-time All-Star and four-time Rawlings Gold Glove® Award winner ... has played in the postseason in six of the last seven seasons ... ranks 38th all-time and fourth among active players with 479 stolen bases ... ranks first in Cleveland history in stolen bases (450), third in runs scored (951) and ninth in hits (1,463) ... has been successful on 79.7 percent (479-601) of his career stolen-base attempts ... owns the Indians single-season record with 75 steals in 1996 ... has hit 20 career leadoff home runs, tied with Barry Bonds and Ray Durham for sixth among active players entering 2002 ... finished fourth in the 1994 AL Most Valuable Player balloting ... became the second player in AL history (third overall) to lead the league in stolen bases in each of his first five seasons, joining the White Sox Luis Aparicio ... needs eight home runs for 100 in his career and 21 stolen bases for 500 ... is a career .329 (143-435) hitter with 42 stolen bases in 107 games vs. the White Sox.

■ **2000:** Scored 100 runs for the sixth time in his career (third straight season) and established career highs with 15 home runs and 73 RBI ... played on Opening Day at Baltimore despite offseason surgery to repair his right rotator cuff, an injury that originally was scheduled to sideline him through the All-Star Break ... batted .252 (82-326) with 52 runs scored in 84 games through 8/7 and .318 (69-217) with 55 runs scored over his final 53 games ... raised his average from .252 to .278 in that span ... scored a run in 18

One-Two Punch

Kenny Lofton and Ray Durham, the White Sox projected 1-2 hitters in 2002, have combined for 1,763 runs scored and 678 stolen bases in their careers. In his 10 full years in the major leagues (excluding 1991, when he played in 20 games with Houston), Lofton has averaged 104 runs scored and 48 stolen bases per season. Durham has averaged 102 runs scored and 28 stolen bases per season over his seven-year career. Lofton has never scored fewer than 90 runs in a full season, and he led the American League in steals five straight seasons from 1992-96. Durham has scored 566 runs over the past five seasons (1997-2001), the sixth-highest total in baseball during that span.

straight games from 8/15-9/3, tying the major-league record set by the Yankees Red Rolfe in 1939 ... tied for fifth in the AL in stolen bases (30) and ranked sixth in stolen-base percentage (30-37, 81.1 percent) ... Indians were 53-25 (.679) when he scored and 37-47 (.440) when he did not ... Cleveland was 32-15 (.681) when he collected two or more hits ... stole a career-high five bases on 9/3 vs. Baltimore, tying the club mark held by Alex Colé ... also went 4-5 with a game-winning home run in the 13th inning in that game ... hit a pair of leadoff home runs ... recorded his third career multihomer game on 8/20 vs. Seattle, going 2-4 with a grand slam and career-high six RBI ... batted eighth on 7/1 vs. Minnesota, the first time since 5/8/92 he had not led off (1,067 games) ... hit .269 (135-501) as the leadoff hitter and .381 (16-42) in other slots ... was on the 15-day disabled list from 4/27-5/11 with a strained left biceps tendon.

■ **1999:** His season and production were limited by an injured right hamstring suffered in late July ... scored 100-plus runs for the fifth time in his career despite missing 26 games ... was named to his sixth All-Star Team, recording an infield hit and run scored in the game at Boston ... was successful on 25 of 31 stolen-base attempts (80.6 percent) ... hit five leadoff home runs (last on 9/13 vs. Boston) ... Indians were 40-22 (.645) when he scored a run and 24-7 (.774) when he scored two or more ... his .403 leadoff on-base percentage ranked third in the AL ... batted .382 with two runs scored and eight stolen bases in April and .303 with 25 runs scored and six steals in May ... average dropped to .282 in June and .258 in July ... strained his right hamstring trying to stretch a single into a double on 7/27 vs. Detroit ... at the time of the injury, led the AL with 89 runs scored and was tied for third with 24 stolen bases ... was on the 15-day disabled list from 7/28-8/14 ... reinjured the hamstring on 8/14 vs. Baltimore and was placed on the disabled list a second time on 8/17 ... was activated on 9/1, going 2-3 with a double and run scored vs. Anaheim before re-aggravating the injury ... missed nine games from 9/2-12 and received cortisone shots in lower back to alleviate nerve and muscle irritation in the hamstring ... hit .263 (20-76) over his final 20 games ... stole just two bases from 6/27 through the rest of the season ... suffered a dislocated left shoulder in Game 5 of the ALDS vs. Boston while sliding into first base ... X-rays did not reveal any fractures but an MRI in late November revealed a torn rotator cuff ... underwent surgery to repair the rotator cuff on 12/15 in Birmingham, Ala. in a procedure performed by Dr. James Andrews.

■ **1998:** Returned to Cleveland after one season in Atlanta and was named to his fifth straight All-Star Team ... ranked second in the AL with 54 stolen bases but led the league with a 84.4 percent (54 of 64) success rate ... average dropped 34 points off his career mark entering the season but drew a career-high 87 walks, eighth-most in the AL ... led the AL with 19 outfield assists and 16 steals of third base ... was fourth with 27 bunts in play ... Indians were 51-26 (.662) when he scored a run ... stole 18 straight bases from 7/10-9/1 ... went 1-3 with a walk and stolen base at the Midsummer Classic in Colorado ... recorded his 400th career stolen base on 8/31 vs. Oakland.

■ **1997:** Was traded by Cleveland to Atlanta on 3/25 with Alan Embree in exchange for Marquis Grissom and David Justice ... ranked fourth in the National League with a .333 average and tied for eighth with a .409 on-base percentage ... his .333 average was the second-highest of his career and the highest by a Braves center fielder since Ralph Garr in 1974 (.353) ... with 27 stolen bases, did not lead his league in that category for the first time in his career ... was caught stealing a league-high 20 times ... was bothered by a pulled left groin for a six-week stretch in June and July ... pulled the groin rounding first base on 6/17 at Toronto and missed 34 of the next 35 games ... was on the disabled list from 6/17-7/5 ... was activated on 7/5 at Montreal but disabled again from 7/6-28 ... was named to his fourth straight All-Star Team but did not play due to the injury ... hit consecutive leadoff home runs on 8/23-24 vs. Cincinnati, the third player in Braves history to accomplish that feat ... collected his 1,000th career hit on 8/10 vs. Florida ... hit his first career inside-the-park home run on 5/27 at San Diego ... had three five-hit games (4/14 vs. Cincinnati, 4/18 at Colorado and 5/17 vs. St. Louis), one short of the league record ... scored a career-high five runs on 4/14 vs. Cincinnati, tying an Atlanta club record.

Lofton's Stolen Base Breakdown

By Month

March/April	84
May	82
June	75
July	57
August	72
Sept./Oct.	105

By Base

Second	379
Third	98
Home	2

By Club

Anaheim	37
Atlanta	1
Baltimore	38
Boston	36
Chicago-AL	42
Chicago-NL	7
Cincinnati	5
Colorado	3
Detroit	34
Florida	2
Houston	5
Kansas City	34
Los Angeles	2
Milwaukee	31
Minnesota	41
Montreal	3
New York-AL	22
New York-NL	1
Oakland	36
Pittsburgh	2
St. Louis	3
San Diego	5
San Francisco	3
Seattle	26
Tampa Bay	4
Texas	16
Toronto	40

■ **1996:** Established career highs with 210 hits, 132 runs scored, 35 doubles, 14 home runs, 67 RBI ad 75 stolen bases ... his 132 runs scored were the most by an Indians player since Earl Averill in 1936, while his 210 hits were the most by an Indians player since Averill's 232 in 1936 ... won his fourth consecutive Rawlings Gold Glove® Award ... also was named to his third straight AL All-Star Team (first elected) ... led the AL for the fifth straight season and broke his own club record with 75 stolen bases ... became the third player in major-league history to lead his league in steals in each of his first five seasons, joining Luis Aparicio (1956-64) and Vince Coleman (1985-90) ... also ranked among the AL leaders in at-bats (1st, 662), multihit games (2nd, 67), runs scored (3rd), hits (3rd) and outfield assists (5th, 13) ... 662 at-bats were the most by a left-hander in franchise history ... was successful on 81.5 percent (75-92) of his stolen-base attempts ... recorded a stolen base in eight straight games from 9/9-16 ... stole his 255th career base with Cleveland on 4/7 vs. Toronto, breaking the club record held by Terry Turner ... set the record in 531 games compared to 1,619 for Turner ... collected a career-high five hits on 7/20 vs. Minnesota.

■ **1995:** Captured his third consecutive Rawlings Gold Glove® Award and was named to his second straight AL All-Star Team ... led the AL in stolen bases (54) for the fourth straight season ... entered September with 32 steals, five behind league leader Tom Goodwin of Kansas City ... stole 22 bases in the final month, including 14 over his last 11 games ... was successful on 78.3 percent (54-69) of his stolen-base attempts ... Indians were 35-8 (.813) when he stole a base ... also led the AL with 13 triples and ranked third with a .382 (34-89) average with runners in scoring position ... replaced an injured Ken Griffey Jr. as the starting center fielder at the Midsummer Classic in Texas ... hit two triples on 7/8 vs. Seattle, 8/2 vs. Minnesota and 8/16 vs. Baltimore ... was on the 15-day disabled list from 7/17-8/1 with a strain in his right rib cage ... recorded his second career multihomer game on 6/5 vs. Detroit.

■ **1994:** Finished fourth in the AL Most Valuable Player voting behind Frank Thomas, Ken Griffey Jr. and teammate Albert Belle ... won his second consecutive Rawlings Gold Glove® Award, the first Indians player to accomplish that feat since Ray Fosse in 1970-71 ... led the AL in stolen bases (60) for the third straight season, the first player in franchise history to accomplish that feat ... also topped the AL in hits (160) and was among the leaders in runs scored (2nd, 105), triples (3rd, 9), average (4th, .349), total bases (4th, 246), multihit games (T4th, 43), doubles (T5th, 32), on-base percentage (7th, .412) and extra-base hits (T8th, 53) ... became the first Indians player to lead the league in hits since Dale Mitchell in 1949 ... compiled hitting streaks of 14, 16 and 17 games ... compiled his career-best 17-game streak from 4/29-5/19 ... matched his career high with four stolen bases on 7/22 vs. the White Sox.

■ **1993:** Won the Rawlings Gold Glove® Award, the first Indians outfielder since Rick Manning in 1976 to win the award ... joined Ty Cobb, Willie Wilson and Tim Lincecum as the only players in major-league history to hit .325 with 70 stolen bases in the same season ... finished 15th in the AL Most Valuable Player voting ... led the major leagues with 70 steals, an Indians record that he broke in 1996 ... became third player in club history to lead the AL in stolen bases in back-to-back seasons, joining Elmer Flick and Harry Bay ... also ranked among the AL leaders in multihit games (3rd, 59), runs scored (T3rd, 116), average (4th, .325), hits (5th, 185), triples (T6th, 8) and on-base percentage (T6th, .408) ... was successful on 83.3 percent (70-84) of his stolen-base attempts, fifth-best in the AL ... he and Carlos Baerga became the first pair of Indians teammates since Bobby Avila and Al Smith in 1954 to score 100 runs in one season ... was named by *Baseball America* as "Most Exciting Player," "Best Bunter" and "Fastest Baserunner," "Third-Best Defensive Outfielder" and "Third-Best Baserunner" in the AL ... tied for fourth in the AL with 35 bunts in play.

■ **1992:** Finished second in the AL Rookie of the Year balloting behind Milwaukee's Pat Listach ... with 66 stolen bases, became first rookie to lead the AL in that category since George Case ... was successful on 84.6 percent (66 of 78) of his stolen-base attempts, fifth-best in the AL ... broke the AL rookie record for steals of 50 set by Chicago's John Cangelosi in 1986 ... became first Tribe player to lead the AL in stolen bases since George Case in 1946 ... tied for second in the AL with 14 outfield assists ... ranked second in the AL vs. left-handers with a .466 on-base percentage and fourth with a .369 average ... had 31 bunt hits, and his 73 bunts in play led the AL ... also ranked among the league leaders in triples (T5th, 8) and singles (T7th, 136) ... reduced strikeouts from 95 in 1991 (Class AAA) to 54 ... played most of second half with a broken hamate bone in left hand ... underwent surgery following the season to repair the injury ... hit first major-league home run on 5/7 at Texas off Mike Campbell.

Active Leadoff Home Runs

Player	HR
Rickey Henderson	79
Brady Anderson	44
Devon White	34
Craig Biggio	29
Chuck Knoblauch	29
Ray Durham	20
Kenny Lofton	20
Barry Bonds	20
Marquis Grissom	17

Source: David Vincent (SABR)

■ **1991:** Was recalled by Houston on 9/14 ... made his major-league debut that day at Cincinnati, going 3-4 with three runs scored ... first hit was a single off Randy Myers ... reached the major leagues in his second full season of professional baseball.

POSTSEASON HIGHLIGHTS

■ Owns a career .229 (41-179) average with five doubles, three home runs, 13 RBI and 31 runs scored over 43 postseason games ... appeared in all five games of Cleveland's ALDS loss to Seattle in 2001 ... went 2-16 (.125) in the 1999 ALDS vs. Boston before dislocating his left shoulder and tearing his rotator cuff in the Game 5 loss ... combined to hit .256 (11-43) with three home runs, seven RBI, seven runs scored and three stolen bases in the 1998 playoffs ... led off Game 5 of the ALCS vs. New York with a home run off David Wells ... batted .175 (7-40) in nine games with Atlanta in the 1998 playoffs and .167 (3-18) in the four-game loss to Baltimore in the 1996 ALDS ... hit .290 (18-62) in the 1995 postseason for the AL champion Indians ... was 11-24 (.458) with two triples, three RBI, four runs scored and six stolen bases in the ALCS vs. Seattle ... scored from second base on a passed ball in the deciding Game 6 at Seattle ... was 5-25 (.200) in the World Series loss to Atlanta.

Monthly Bests	
AVG395 4/97
HR	5 8/00
RBI	22 8/00
SB	20 9/95

MINOR LEAGUE HIGHLIGHTS

■ **1991:** Began the season at Class AAA Tucson after spending entire 1990 campaign at Class A Osceola ... helped the Toros win the Pacific Coast League title ... was named to the PCL All-Star Team and tabbed by *Baseball America* as the No. 1 Prospect in the PCL ... his 168 hits led the PCL and were second in the minor leagues ... led all of professional baseball with 17 triples.

■ **1990:** Spent season at Osceola ... led the Florida State League with 159 hits and was second in average (.331), steals (62) and runs scored (98) in his first full season of pro baseball ... had been limited to 117 games in his first two seasons while completing his career as a guard on the University of Arizona basketball team ... played in the FSL All-Star Game ... was named to the Topps Class A postseason All-Star Team ... compiled a 19-game hitting streak from 7/26-8/14.

■ **1989:** Began the season at Advanced Rookie Auburn of the New York-Penn League ... stole 26 bases in 34 attempts before being promoted to Class A Asheville of the South Atlantic League, where he hit .329.

■ **1988:** Made his pro debut at Auburn ... was signed by Astros scout Clark Crist.

COMMUNITY INVOLVEMENT

■ Donated money to refurbish the Indiana Harbor Little League baseball field in his hometown of East Chicago, Ind. ... as a member of the Cleveland Indians, served as co-chairman of the CEI Summer Reading Program ... was active in the Cleveland/Larry Doby RBI (Reviving Baseball in the Inner City) program, serving as spokesman, visiting the team several times during the season and donating used equipment ... also purchased a group of 50 tickets for each Saturday home game specifically for organizations that serve inner city youngsters ... has purchased turkeys from Giant Eagle Supermarkets at Thanksgiving for Cleveland residents ... was the honorary Indians spokesman for Major League Baseball's "Breaking Barriers," an educational based initiative based on the life of Jackie Robinson.

MISCELLANEOUS/PERSONAL

■ Single ... attended the University of Arizona where he played basketball and baseball ... was the sixth man on the 1988 team that reached the NCAA Final Four ... was the starting point guard on the 1989 squad that was ranked No. 1 in the country at one point during the season ... averaged 4.8 points, 1.4 rebounds, 2.6 assists and 1.6 steals per game over his career ... was a college teammate of NBA players Sean Elliott and Steve Kerr ... left as the Wildcats single-season (67 in 1988-89) and career (200 from 1985-89) leader in steals ... did not play baseball until his junior year, when he appeared in just five games ... graduated in 1985 from Washington High School in East Chicago, Ind.

Chicago Connection

Kenny Lofton, who signed as a free agent on February 1, 2002, will become the 98th Chicago-area native to play with the White Sox. Lofton, who was born and raised in East Chicago, Ind., joins a list that includes notables such as Ross Baumgarten (Highland Park, Ill.), Ron Kittle (Gary, Ind.), Ted Kluszewski (Argo, Ill.), Greg Luzinski (Chicago), Johnny Mostil (Chicago), Ray Schalk (Harvey, Ill.) and Bill "Moose" Skowron (Chicago). Lofton also will join outfielder Jim Hicks, and pitchers Danny Lazar, Stan Perzanowski and Tim Stoddard as East Chicago, Ind. natives to play for the Sox. Catchers Josh Paul (Evanston, Ill.) and Mark Dalesandro are Chicago-area products who played for the Sox last season. In addition, pitcher Kris Hovel from suburban Bourbonnais, Ill. was the organization's No. 1 selection in the 2001 draft.

YEAR	CLUB	AVG	G	AB	R	H	TB	2B	3B	HR	RBI	SH	SF	HB	BB	SO	SB	CS	E
1988	Auburn	.214	48	187	23	40	51	6	1	1	14	1	0	0	19	51	26	4	4
1989	Auburn	.264	34	110	21	29	85	3	1	0	8	1	4	0	14	30	26	5	8
	Asheville	.329	22	82	14	27	32	2	0	1	9	2	0	1	12	10	14	6	2
1990	Osceola	.331	124	481	98	*159	190	15	5	2	35	8	3	3	61	77	62	16	7
1991	Tucson	.308	130	*545	93	*168	227	19	*17	2	50	8	2	0	52	95	40	#23	9
	HOUSTON	.203	20	74	9	15	16	1	0	0	0	0	0	0	5	19	2	1	1
1992	CLEVELAND	.285	148	576	96	164	210	15	8	5	42	4	1	2	68	54	*66	12	8
1993	CLEVELAND	.325	148	569	116	185	232	28	8	1	42	2	4	1	81	83	*70	14	#9
1994	CLEVELAND	.349	112	459	105	*160	246	32	9	12	57	4	6	2	52	56	*60	12	2
1995	CLEVELAND	.310	118	481	93	149	218	22	*13	7	53	4	3	1	40	49	*54	15	8
1996	CLEVELAND	.317	154	*662	132	210	295	35	4	14	67	7	6	0	61	82	*75	17	10
1997	ATLANTA	.333	122	493	90	164	211	20	6	5	48	2	3	2	64	83	27	*20	5
1998	CLEVELAND	.282	154	600	101	169	248	31	6	12	64	3	6	2	87	80	54	10	8
1999	CLEVELAND	.301	120	465	110	140	201	28	6	7	39	5	5	6	79	84	25	6	3
2000	CLEVELAND	.278	137	543	107	151	229	23	5	15	73	6	8	4	79	72	30	7	4
2001	CLEVELAND	.261	133	517	91	135	205	21	4	14	66	5	5	2	47	69	16	8	6
MINOR TOTALS		.301	358	1405	249	423	534	45	24	6	116	20	9	4	158	263	168	54	30
N.L. TOTALS		.316	142	567	99	179	227	21	6	5	48	2	3	2	69	102	29	21	6
A.L. TOTALS		.300	1224	4872	951	1463	2085	235	63	87	503	40	44	20	594	629	450	101	58
M.L. TOTALS		.302	1366	5439	1050	1642	2312	256	69	92	551	42	47	22	663	731	479	122	64

*Led League

#Tied for League League

- Selected by Houston in the 17th round of free agent draft (6/88).
- Traded by Houston with Dave Rohde in exchange for Willie Blair and Eddie Taubensee (12/10/91).
- On Cleveland disabled list with a strained right rib cage (7/17-8/1/95).
- Traded by Cleveland with Alan Embree to Atlanta in exchange for Marquis Grissom and David Justice.
- On Atlanta disabled list with a pulled left groin (6/17-7/5/97).
- On Atlanta disabled list with a pulled left groin (7/6-28/97).
- Signed by Cleveland as a free agent (12/8/97).
- On Cleveland disabled list with a strained right hamstring (7/28-8/12/99).
- On Cleveland disabled list with a strained right hamstring and lower back (8/17-31/99).
- On Cleveland disabled list with a strained left biceps tendon (4/27-5/11/00).
- On Cleveland disabled list with a strained left oblique muscle (5/16-6/1/01).
- Signed by the White Sox as a free agent (2/1/02).

DIVISION SERIES RECORD

YEAR	CLUB	AVG	G	AB	R	H	TB	2B	3B	HR	RBI	SH	SF	HB	BB	SO	SB	CS	E
1995	CLE vs. Bos.	.154	3	13	1	2	2	0	0	0	0	0	0	1	1	3	0	0	2
1996	CLE vs. Bal.	.167	4	18	3	3	3	0	0	0	1	1	0	0	2	3	5	0	0
1997	ATL vs. Hou.	.154	3	13	2	2	3	1	0	0	0	0	0	1	2	0	1	0	0
1998	CLE vs. Bos.	.375	4	16	5	6	13	1	0	2	4	0	0	0	1	1	2	0	0
1999	CLE vs. Bos.	.125	5	16	5	2	3	1	0	0	1	0	0	0	5	6	2	0	1
2001	CLE vs. Sea.	.105	5	19	2	2	5	0	0	1	3	0	1	0	3	5	0	0	0
TOTALS		.179	24	95	18	17	26	3	0	3	9	1	1	1	13	20	9	1	3

LEAGUE CHAMPIONSHIP SERIES RECORD

YEAR	CLUB	AVG	G	AB	R	H	TB	2B	3B	HR	RBI	SH	SF	HB	BB	SO	SB	CS	E
1995	CLE vs. Sea.	.458	6	24	4	11	15	0	2	0	3	0	1	0	4	6	5	0	0
1997	ATL vs. Fla.	.185	6	27	3	5	7	0	1	0	1	0	0	0	1	7	1	1	2
1998	CLE vs. N.Y.	.185	6	27	2	5	9	1	0	1	3	0	0	0	1	7	1	0	1
TOTALS		.269	18	78	9	21	31	1	3	1	7	0	1	0	6	20	7	1	3

WORLD SERIES RECORD

YEAR	CLUB	AVG	G	AB	R	H	TB	2B	3B	HR	RBI	SH	SF	HB	BB	SO	SB	CS	E
1995	CLE vs. All.	.200	6	25	6	5	6	1	0	0	0	0	0	0	3	1	6	1	0
TOTALS		.200	6	25	6	5	6	1	0	0	0	0	0	0	3	1	6	1	0

ALL-STAR GAME RECORD

YEAR	CLUB	AVG	G	AB	R	H	TB	2B	3B	HR	RBI	SH	SF	HB	BB	SO	SB	CS	E
1994	A.L., Pittsburgh	.500	1	2	0	1	1	0	0	0	2	0	0	0	0	1	1	0	0
1995	A.L., Texas	.000	1	3	0	0	0	0	0	0	0	0	0	0	0	1	0	0	0
1996	A.L., Philadelphia	.667	1	3	0	2	2	0	0	0	0	0	0	0	0	0	2	0	0
1997	N.L., Cleveland	DID NOT PLAY DUE TO INJURY																	
1998	A.L., Colorado	.333	1	3	0	1	0	0	0	0	0	0	0	0	1	0	1	0	0
1999	A.L., Boston	.333	1	3	1	1	1	0	0	0	0	0	0	0	1	1	0	0	0
TOTALS		.357	5	14	1	5	4	0	0	0	2	0	0	0	1	3	5	0	0

KENNY LOFTON'S STATISTICAL BREAKDOWN

	2001										CAREER									
	AVG	G	AB	H	HR	RBI	BB	SO	AVG	G	AB	H	HR	RBI	BB	SO				
Anaheim	.143	6	21	3	1	1	5	5	.305	71	279	85	5	21	40	26				
Baltimore	.267	3	15	4	0	0	0	0	.325	79	345	112	7	36	25	43				
Boston	.250	9	36	9	1	5	3	4	.306	100	376	115	6	40	42	51				
Chicago-AL	.333	16	60	20	1	7	0	4	.329	107	435	143	11	45	41	57				
Cleveland	—	—	—	—	—	—	—	—	—	—	—	—	—	—	—	—				
Detroit	.243	10	37	9	0	1	3	6	.296	103	415	123	7	38	49	50				
Kansas City	.231	18	65	15	3	9	7	6	.285	101	377	108	8	36	50	42				
Minnesota	.343	19	67	23	2	10	8	9	.354	106	424	150	7	51	53	60				
New York-AL	.190	6	21	4	2	4	3	4	.295	86	336	99	7	37	37	50				
Oakland	.261	6	23	6	0	2	3	3	.316	82	326	103	6	30	48	33				
Seattle	.357	7	28	10	1	4	6	2	.252	75	305	77	6	30	39	38				
Tampa Bay	.217	5	23	5	0	3	0	5	.234	27	111	26	0	11	14	20				
Texas	.320	6	25	8	0	4	3	3	.295	78	312	92	6	38	46	47				
Toronto	.158	4	19	3	0	4	0	4	.295	91	356	105	1	46	43	50				
Interleague	.208	18	77	16	3	12	6	14	.276	79	315	87	7	25	43	52				
Allanta	—	—	—	—	—	—	—	—	.214	5	14	3	0	0	1	5				
Chicago-NL	—	—	—	—	—	—	—	—	.375	13	56	21	0	3	5	12				
Cincinnati	.111	6	27	3	0	4	3	3	.292	34	130	38	6	18	19	18				
Colorado	—	—	—	—	—	—	—	—	.378	9	37	14	1	4	6	4				
Florida	—	—	—	—	—	—	—	—	.261	11	46	12	0	3	6	13				
Houston	.231	3	13	3	2	4	1	4	.340	23	94	32	2	9	10	18				
Los Angeles	—	—	—	—	—	—	—	—	.184	9	38	7	0	2	3	6				
Milwaukee	.385	3	13	5	0	0	2	1	.260	69	292	76	3	21	35	32				
Montreal	—	—	—	—	—	—	—	—	.343	9	35	12	0	2	7	5				
New York-NL	—	—	—	—	—	—	—	—	.100	5	10	1	0	2	4	0				
Philadelphia	—	—	—	—	—	—	—	—	.250	1	4	1	0	0	1	2				
Pittsburgh	.200	3	10	2	0	0	0	2	.297	23	91	27	0	5	11	14				
St. Louis	.214	3	14	3	1	4	0	4	.324	19	74	24	2	9	13	16				
San Diego	—	—	—	—	—	—	—	—	.294	13	51	15	1	10	8	9				
San Francisco	—	—	—	—	—	—	—	—	.300	17	70	21	0	4	7	10				
Home	.262	70	282	74	9	38	24	40	.307	692	2727	836	55	286	359	359				
Road	.260	83	235	61	5	28	23	29	.297	674	2712	806	37	265	304	372				
Day	.222	38	153	34	5	22	12	34	.302	430	1700	514	31	176	219	254				
Night	.277	95	364	101	9	44	35	35	.302	936	3739	1128	61	375	444	477				
vs. Left	.246	—	118	29	2	13	8	22	.295	—	1584	467	15	156	207	282				
vs. Right	.266	—	399	106	12	53	39	47	.305	—	3855	1175	77	395	456	449				
Grass	.259	118	463	120	14	62	41	62	.304	1172	4661	1419	88	492	578	611				
Turf	.278	15	54	15	0	4	6	7	.287	194	778	223	4	59	85	120				
Pre-ASG	.237	61	241	57	5	28	22	28	.304	754	3021	919	52	318	363	395				
Post ASG	.283	72	276	78	9	38	25	41	.299	612	2418	723	40	233	300	336				
RISP	.311	—	103	32	2	47	9	10	.311	—	1102	343	19	436	156	157				
Bases Loaded	.667	—	6	4	0	10	1	0	.333	—	75	25	2	70	4	10				
March/April	.288	14	59	17	0	5	7	4	.319	189	768	245	12	85	100	101				
May	.255	12	51	13	0	6	4	8	.311	239	955	297	15	96	117	124				
June	.221	27	95	21	4	11	10	9	.289	249	998	288	19	103	115	122				
July	.216	28	111	24	3	14	5	20	.280	218	855	239	14	81	92	123				
August	.337	27	104	35	4	15	15	15	.328	227	934	306	22	111	109	121				
Sept./Oct.	.258	25	97	25	3	15	6	13	.287	244	929	267	10	75	130	140				
As PH	.500	—	4	2	1	3	1	0	.250	—	12	3	1	4	3	2				
As DH	—	—	—	—	—	—	—	—	.231	—	13	3	0	0	4	3				

KENNY LOFTON'S CAREER BATTING AT MAJOR LEAGUE PARKS

PARK	AVG	G	AB	R	H	2B	3B	HR	RBI	SB	CS	BB	SO	OBP	SLG
Edison Field	.355	33	141	34	50	10	2	3	16	19	5	18	13	.422	.518
Camden Yards	.291	38	172	23	50	5	2	1	13	13	2	10	24	.333	.360
Fenway Park	.321	51	187	41	60	7	3	3	15	15	4	22	26	.387	.439
Comiskey Park	.305	51	210	45	64	6	1	6	21	17	5	18	29	.357	.429
Jacobs Field	.308	471	1880	381	579	92	25	48	226	162	42	240	239	.384	.460
Municipal Stadium	.303	149	555	112	168	19	10	4	37	80	15	85	67	.395	.395
Comerica Park	.216	9	37	2	8	2	0	0	1	1	1	2	8	.256	.270
Tiger Stadium	.314	38	156	29	49	16	1	2	16	13	3	21	13	.393	.468
Kauffman Stadium	.239	49	176	33	42	2	1	1	16	12	3	23	21	.330	.278
Metrodome	.347	51	202	39	70	14	0	2	20	23	3	23	25	.413	.446
Yankee Stadium	.321	48	184	36	59	13	3	4	22	11	5	21	25	.400	.489
Network Coliseum	.285	39	185	33	47	13	4	2	16	12	2	20	23	.362	.448
SAFECO Field	.294	9	34	9	10	1	0	1	5	0	0	7	3	.405	.412
The Kingdome	.268	26	112	12	30	2	1	0	6	15	1	7	15	.311	.304
Tropicana Field	.233	14	60	10	14	4	2	0	8	2	1	5	9	.288	.367
Arlington Stadium	.206	10	34	5	7	0	1	1	8	1	1	4	7	.289	.353
The Ballpark	.341	32	138	30	47	8	1	3	18	5	2	12	18	.390	.478
SkyDome	.265	46	181	40	48	8	2	0	17	25	3	23	26	.353	.331
Fulton County	.250	2	4	0	1	0	0	0	0	0	0	0	1	.250	.250
Turner Field	.322	63	258	49	83	7	3	3	23	14	11	32	40	.399	.407
Wrigley Field	.412	4	17	2	7	1	0	0	0	4	1	2	4	.474	.471
Cinergy Field	.258	16	66	13	17	1	1	2	7	2	1	9	9	.351	.394
Coors Field	.500	6	26	7	13	1	1	1	4	2	2	4	2	.567	.731
Pro Player Stadium	.273	5	22	0	6	2	1	0	2	0	1	2	9	.333	.455
Astrodome	.224	17	67	5	15	2	0	0	1	3	2	4	23	.268	.254
Enron Field	.231	3	13	2	3	0	0	2	4	1	0	1	4	.286	.692
Dodger Stadium	.172	7	29	4	5	2	0	0	1	2	0	1	5	.200	.241
County Stadium	.252	36	155	22	39	8	3	1	11	18	2	20	20	.337	.361
Olympic Stadium	.364	3	11	2	4	0	0	0	0	1	0	4	3	.533	.364
Shea Stadium	.250	3	4	1	1	0	0	0	1	0	0	3	0	.571	.250
Veterans Stadium	.250	1	4	1	1	0	0	0	0	0	0	1	2	.400	.250
PNC Park	.200	3	10	1	2	1	0	0	0	0	0	0	2	.200	.300
Three Rivers	.378	9	37	8	14	3	0	0	1	0	3	5	5	.452	.459
Busch Stadium	.367	8	30	6	11	4	0	1	3	2	1	5	5	.457	.600
Qualcomm Stadium	.290	8	31	7	9	0	0	1	8	2	0	6	6	.395	.387
3 Com Park	.290	8	31	6	9	2	1	0	4	2	0	3	0	.343	.419

PLAYERS

Lofton's Career Leadoff Home Runs

No.	Date	Opp.	Pitcher
1	7/5/92	vs. Oak.	Bob Welch
2	8/3/92	at N.Y.-AL	Scott Kamieniecki
3	6/30/94	vs. Bal.	Jamie Moyer
4	7/10/94	at Min.	Scott Erickson
5	5/9/95	vs. K.C.	Doug Linton
6	6/24/95	at Chi.-AL	Alex Fernandez
7	7/19/96	vs. Min.	Frankie Rodriguez
8	8/11/96	at Oak.	John Wasdin
9	9/10/96	vs. Cal.	Dennis Springer
10	8/23/97	vs. Cin.	Brett Tomko
11	8/24/97	vs. Cin.	Mike Morgan
12	4/23/99	at Bos.	Pat Rapp
13	4/30/99	at Tex.	Rick Helling
14	5/17/99	at Chi.-AL	Jaime Navarro
15	6/11/99	at Cin.	Steve Parris
16	9/13/99	vs. Bos.	Tim Wakefield
17	4/20/00	vs. Oak.	Tim Hudson
18	8/20/00	vs. Sea.	Aaron Sele
19	8/26/01	at Sea.	Aaron Sele
20	9/18/01	vs. K.C.	Chad Durbin

Lofton's Career Game Bests

Hits — 5 (four times, last 5/17/97 vs. St. L.)
HR — 2 (four times, last 9/18/01 vs. K.C.)
GS — 1 (twice, last 8/20/00 vs. Sea.)
RBI — 6 (8/20/00 vs. Sea.)
SB — 5 (9/3/00 vs. Bal.)
Hitting Streak — 17 games (4/29-5/19/94)

Lofton's Career Fielding — OF

Year, Club	Pct.	G	PO	A	E	TC	DP
1991, Hou.	.977	20	41	1	1	43	0
1992, Cle.	.982	143	419	14	8	441	4
1993, Cle.	.979	147	402	11	9	422	2
1994, Cle.	.993	112	276	13	2	291	3
1995, Cle.	.970	114	248	11	8	267	2
1996, Cle.	.975	153	375	13	10	398	3
1997, Atl.	.983	122	289	5	5	299	1
1998, Cle.	.978	154	340	18	8	366	4
1999, Cle.	.989	119	255	11	3	269	3
2000, Cle.	.989	135	348	4	4	356	1
2001, Cle.	.981	130	310	3	6	319	0
Totals	.982	1347	3305	105	64	3474	24

Lofton's Career Grand Slams

No.	Date	Opp.	Inn.	Pitcher
1	6/29/93	vs. Chi.-AL	4th	Rod Bolton
2	8/20/00	vs. Sea.	2nd	Aaron Sele

ONAN MASAOKA

41

Given Name: Onan Kainoa Satoshi Masaoka

Position: Pitcher

Bats: Right

Throws: Left

Height: 6-0

Weight: 190

Opening Day Age: 24

Born: October 27, 1977, Hilo, Hawaii

Resides: Hilo, Hawaii

First Pro Contract: Los Angeles Dodgers, selected in the third round, June 1995 free agent draft.

Sox Acquisition: Obtained from the Dodgers with Gary Majewski and Jeff Barry in exchange for James Baldwin and cash, July 26, 2001.

Major League Service: One year, 112 days.

Contract Status: Signed through 2002.



PLAYERS

■ **2001:** Left-hander was acquired from Los Angeles on 7/26 with pitcher Gary Majewski and outfielder Jeff Barry in exchange for pitcher James Baldwin and cash considerations ... combined to go 8-5 with a 5.34 ERA (52 ER/87.2 IP) and six saves between Class AAA Las Vegas and Class AAA Charlotte ... averaged 13.5 strikeouts per 9.0 IP (22 SO/14.2 IP) with Charlotte ... did not allow a run in his last nine appearances (8.2 IP) ... earned save in his debut with the Knights on 7/29 vs. Columbus ... matched career high with six strikeouts on 8/5 vs. Durham (2.0 IP) ... compiled a seven-game winning streak with Las Vegas from 5/9-7/8 (3.13 ERA).

MAJOR LEAGUE HIGHLIGHTS

■ **Career:** Is 3-2 with a 2.15 ERA (7 ER/29.1 IP) lifetime during the day compared to 0-3 with a 5.18 ERA (37 ER/64.1 IP) at night ... owns a 1.20 ERA (2 ER/15.0 IP) in interleague play ... last major-league appearance came on 9/30/00 at San Diego ... current Sox teammate Paul Konerko caught Masaoka in spring training when both played in the Dodgers system.

■ **2000:** Made 29 relief appearances with the Dodgers ... averaged 9.0 strikeouts per 9.0 IP (27 SO/27.0 IP) ... posted a 2.70 ERA (5 ER/16.2 IP) in the first half compared to a 6.10 ERA (7 ER/10.1 IP) after the break ... left-handers hit .200 (9-45) ... allowed two home runs (0.67 per 9.0 IP) ... was optioned to Class AAA Albuquerque on 4/14 and recalled on 5/10 ... was optioned to Albuquerque a second time on 5/22 and recalled on 6/3 ... tossed 10.2 scoreless IP from 5/14-7/6 ... matched career high with four strikeouts (2.0 IP) on 6/11 vs. Oakland ... earned win on 7/27 at Colorado ... was optioned to Albuquerque again on 7/28 and recalled on 9/1 ... made second straight Opening Day roster.

■ **1999:** Became the first Dodgers pitcher since Steve Howe and Fernando Valenzuela in 1980 to make the jump from Class AAA to the Opening Day roster ... made 54 relief appearances ... held batters to a .222 (55-248) average ... left-handers hit .217 (20-92) and right-handers .224 ... made major-league debut on Opening Day vs. Arizona on 4/5, going 1.0 scoreless IP ... went 1-0 with a 2.19 ERA (3 ER/12.1 IP) in June ... first major-league win came on 6/5 vs. Anaheim ... became the first Hawaii-born Dodgers pitcher since Sid Fernandez in 1983 ... earned the Jim and Dearie Mulvey Award, given annually to the top rookie in spring training ... posted a 0.69 ERA (1 ER/13.0 IP) in nine spring contests.

MINOR LEAGUE HIGHLIGHTS

■ **2000:** Appeared in 18 games (five starts) at Class AAA Albuquerque.

■ **1998:** Made 27 appearances (20 starts) at Class AA San Antonio ... ranked among the organization leaders in strikeouts (9th, 94) and games started (T9th) ... after 20 starts, was sent to the bullpen ... posted a 2.35 ERA with one save in his first five appearances ... was on the disabled list from 6/9-29.

■ **1997:** Tied for fifth in the Florida State League with 132 strikeouts at Class A Vero Beach ... earned win for Dodgers in the Hall of Fame Game vs. San Diego in Cooperstown, N.Y. on 8/4 ... averaged 8.0 strikeouts, 3.3 walks (55 BB) and 6.8 hits allowed (113 H) per 9.0 IP ... played for Hilo in the Hawaiian Winter League.

■ **1996:** Averaged 11.1 strikeouts per 9.0 IP (80 SO/65.0 IP) at Class A Savannah ... recorded a career-high 13 strikeouts over 6.2 IP on 4/17 vs. Charleston (W. Va.) ... was on the disabled list from 5/31-8/9 and again from 8/16-rest of the season.

■ **1995:** Made pro debut at Class A Yakima ... averaged 13.5 strikeouts per 9.0 IP (75 SO/49.1 IP), fifth-best in the Northwest League ... was recommended/signed by Hank Jones and Iron Maehara (Dodgers).

MISCELLANEOUS/PERSONAL

■ Single ... won the Hawaiian Winter Baseball League Public Service Award for promoting the league throughout the community and appearing at numerous schools and children's clinics ... graduated from Waiakea High School in 1995.

YEAR	CLUB	W-L	PCT	ERA	G	GS	CG	SHO	SV	IP	H	R	ER	HR	HB	BB-I	SO	WP	BK
1995	Yakima	2-4	.333	3.65	15	7	0	0	3	49.1	28	25	20	2	4	47-0	75	12	4
1996	Savannah	2-5	.286	4.29	13	13	0	0	0	65.0	55	35	31	7	6	35-0	80	3	2
1997	Vero Beach	6-8	.429	3.87	28	24	2	1	1	148.2	113	72	64	16	10	55-1	132	10	1
1998	San Antonio	6-6	.500	5.32	27	20	1	1	1	110.0	114	79	65	11	6	63-0	94	3	1
1999	LOS ANGELES	2-4	.333	4.32	54	0	0	0	1	66.2	55	33	32	8	2	47-3	61	3	0
2000	LOS ANGELES	1-1	.500	4.00	29	0	0	0	0	27.0	23	12	12	2	1	15-1	27	2	0
	Albuquerque	3-1	.750	3.86	18	5	0	0	0	37.1	31	17	16	1	0	36-1	22	2	0
2001	Las Vegas	8-4	.667	5.55	31	5	0	0	1	73.0	87	49	45	9	3	28-4	61	5	0
	Charlotte	0-1	.000	4.30	14	0	0	0	5	14.2	11	8	7	2	1	5-0	22	0	0
MINOR TOTALS		27-29	.491	4.48	146	74	3	2	11	498.0	439	285	248	48	30	269-6	486	35	8
N.L. TOTALS		3-5	.375	4.23	83	0	0	0	1	93.2	78	45	44	10	3	62-4	88	5	0
M.L. TOTALS		3-5	.375	4.23	83	0	0	0	1	93.2	78	45	44	10	3	62-4	88	5	0

— Selected by the Los Angeles Dodgers in the third round of the free agent draft (6/95).

— On Class A Savannah disabled list (5/31-8/9/96).

— On Class A Savannah disabled list (8/16-9/27/96).

— On Class AA San Antonio disabled list (6/9-29/98).

— Traded by Los Angeles to the White Sox with Jeff Barry and Gary Majewski for James Baldwin and cash (7/26/01).

Save Pct. — Career: 1-2 (50.0); 2000: 0-0 (0.0); 1999: 1-2 (50.0).

Holds — Career: 5; 2000: 0; 1999: 5.

Inherited Runners/Scored — Career: 12-37 (32.4); 2000: 2-6 (33.3); 1999: 10-31 (32.3).

First-Batter Efficiency — Career: 17-66 (.258); 2000: 4-23 (.174); 1999: 13-43 (.302).

ONAN MASAOKA'S STATISTICAL BREAKDOWN

	2001									CAREER								
	ERA	W-L	SV	IP	H	ER	BB	SO		ERA	W-L	SV	IP	H	ER	BB	SO	
Anaheim	—	—	—	—	—	—	—	—	—	1.50	1-0	0	6.0	7	1	1	4	
Oakland	—	—	—	—	—	—	—	—	—	1.80	0-0	0	5.0	5	1	3	9	
Seattle	—	—	—	—	—	—	—	—	—	0.00	0-0	1	4.0	1	0	1	1	
Interleague	—	—	—	—	—	—	—	—	—	1.20	1-0	1	15.0	13	2	5	14	
Arizona	—	—	—	—	—	—	—	—	—	2.89	1-1	0	9.1	3	3	9	9	
Atlanta	—	—	—	—	—	—	—	—	—	0.00	0-0	0	3.0	3	0	0	4	
Chicago-NL	—	—	—	—	—	—	—	—	—	0.00	0-0	0	1.0	0	0	1	0	
Cincinnati	—	—	—	—	—	—	—	—	—	13.50	0-0	0	1.1	2	2	2	1	
Colorado	—	—	—	—	—	—	—	—	—	5.87	1-1	0	7.2	6	5	5	8	
Florida	—	—	—	—	—	—	—	—	—	19.29	0-1	0	2.1	5	5	7	4	
Houston	—	—	—	—	—	—	—	—	—	6.75	0-0	0	1.1	1	1	2	4	
Milwaukee	—	—	—	—	—	—	—	—	—	0.00	0-0	0	2.1	0	0	2	1	
Montreal	—	—	—	—	—	—	—	—	—	11.57	0-0	0	4.2	8	6	3	4	
New York-NL	—	—	—	—	—	—	—	—	—	0.00	0-0	0	3.1	3	0	1	4	
Philadelphia	—	—	—	—	—	—	—	—	—	6.00	0-1	0	3.0	2	2	4	4	
Pittsburgh	—	—	—	—	—	—	—	—	—	10.50	0-0	0	6.0	6	7	6	5	
St. Louis	—	—	—	—	—	—	—	—	—	4.15	0-0	0	8.2	8	4	5	10	
San Diego	—	—	—	—	—	—	—	—	—	0.90	0-1	0	10.0	8	1	5	7	
San Francisco	—	—	—	—	—	—	—	—	—	3.68	0-0	0	14.2	10	6	5	9	
Home	—	—	—	—	—	—	—	—	—	4.20	2-1	1	45.0	36	21	28	38	
Road	—	—	—	—	—	—	—	—	—	4.25	1-4	0	48.2	42	23	34	50	
Day	—	—	—	—	—	—	—	—	—	2.15	3-2	1	29.1	26	7	20	27	
Night	—	—	—	—	—	—	—	—	—	5.18	0-3	0	64.1	52	37	42	61	
Grass	—	—	—	—	—	—	—	—	—	3.51	3-4	1	84.2	66	33	50	78	
Turf	—	—	—	—	—	—	—	—	—	11.00	0-1	0	9.0	12	11	12	10	
Pre-ASG	—	—	—	—	—	—	—	—	—	2.89	1-1	1	56.0	46	18	30	51	
Post-ASG	—	—	—	—	—	—	—	—	—	6.21	2-4	0	37.2	32	26	32	37	
March/April	—	—	—	—	—	—	—	—	—	4.80	0-1	0	15.0	13	8	9	12	
May	—	—	—	—	—	—	—	—	—	4.91	0-0	0	11.0	11	6	8	13	
June	—	—	—	—	—	—	—	—	—	1.33	1-0	0	20.1	17	3	9	20	
July	—	—	—	—	—	—	—	—	—	4.29	1-1	1	21.0	15	10	13	15	
August	—	—	—	—	—	—	—	—	—	4.50	1-1	0	8.0	5	4	7	9	
Sept./Oct.	—	—	—	—	—	—	—	—	—	6.38	0-2	0	18.1	17	13	16	19	
Relief	—	—	—	—	—	—	—	—	—	4.23	3-5	1	93.2	78	44	62	88	

ONAN MASAOKA'S CAREER PITCHING AT MAJOR LEAGUE PARKS

PARK	ERA	W	L	SV	OPP	G	GS	IP	H	R	ER	HR	TBB	SO
Edison Field	0.00	0	0	0	0	3	0	2.2	3	0	0	0	1	2
Network Coliseum	3.00	0	0	0	0	2	0	3.0	4	1	1	1	1	5
BankOne Ballpark	5.40	0	1	0	0	4	0	5.0	1	3	3	0	5	5
Turner Field	0.00	0	0	0	0	1	0	1.2	2	0	0	0	0	3
Coors Field	2.25	1	0	0	0	6	0	4.0	2	1	1	0	3	5
Pro Player Stadium	10.80	0	1	0	0	2	0	1.2	4	2	2	0	3	3
Astrodome	27.00	0	0	0	0	1	0	0.1	1	1	1	0	2	1
Dodger Stadium	4.20	2	1	1	1	37	0	45.0	36	21	21	4	28	38
County Stadium	0.00	0	0	0	0	2	0	2.0	0	0	0	0	1	1
Olympic Stadium	12.27	0	0	0	0	5	0	3.2	7	5	5	3	3	3
Shea Stadium	0.00	0	0	0	0	2	0	2.1	1	0	0	0	1	2
Veterans Stadium	6.00	0	1	0	0	2	0	3.0	2	2	2	0	4	4
Three Rivers	13.50	0	0	0	0	3	0	2.0	2	3	3	0	3	2
Busch Stadium	0.00	0	0	0	0	3	0	2.1	1	0	0	0	2	3
Qualcomm Park	1.35	0	1	0	1	6	0	6.2	7	2	1	0	3	6
3 Com Park	2.84	0	0	0	0	3	0	6.1	3	2	2	1	2	4
Pacific Bell	9.00	0	0	0	0	1	0	2.0	2	2	2	1	0	1

Masaoka's Career Game Bests

SO, Reliever — 4 (3, last 6/11/00 vs. Oak., 2.0 IP)
 BB, Reliever — 0 (2, last 6/15/99 vs. Pit., 3.0 IP)
 Hits, Reliever — 1 (7/11/99 vs. Sea., 4.0 IP)
 IP, Reliever — 4.0 (7/11/99 vs. Sea.)
 Win Streak — None

Masaoka's Career Fielding — P

Year, Club	Pct.	G	PO	A	E	TC	DP
1999, L.A.	.833	54	1	4	1	6	0
2000, L.A.	1.000	29	1	2	0	3	0
Totals	.889	83	2	6	1	9	0



Given Name: Miguel Eduardo Olivo
Position: Catcher
Bats: Right **Throws:** Right
Height: 6-0 **Weight:** 180
Opening Day Age: 23
Born: July 15, 1978, Villa Vasquez, D.R.
Resides: Villa Vasquez, D.R.
First Pro Contract: Oakland Athletics
Sox Acquisition: Obtained from Oakland in exchange for pitcher Chad Bradford, December 7, 2000.
Major League Service: None.
Contract Status: Signed through 2002.



■ **2001:** Was rated by *Baseball America* as the No. 8 Prospect in the White Sox organization ... posted career highs in games (93), doubles (23), home runs (14), slugging percentage (.472) and fielding percentage (.988, 9 E/720 TC) ... average was at .214 after an 0-4 outing on 6/14, but he rebounded to hit .289 (55-190) over his final 55 games ... his 14 home runs tied for ninth in the organization ... ranked third on the Barons in slugging percentage and was tied for third in home runs ... 38 of his 82 hits (46.3 percent) went for extra bases ... threw out 36.4 percent (28-77) of attempted baserunners ... batted .313 (21-67) vs. left-handers ... homered in three straight games from 8/13-15 ... hit an inside-the-park home run on 6/13 vs. Tennessee, the first by a Barons player since Jeff Liefer on 5/6/97 ... drove in at least nine runs in all five full months ... recorded four home runs and 13 RBI in both June and August ... hit safely in a season-high seven straight games from 7/8-17 ... hit .295 (13-44) in 18 games with Mesa in the Arizona Fall League ... was named to the All-Prospect Team.

MINOR LEAGUE HIGHLIGHTS

■ **2000:** Was ranked as the No. 7 Prospect in the Oakland organization in a preseason poll by *Baseball America* ... spent time at both Class A Modesto and Class AA Midland ... combined to hit .273 (78-286) with six home runs and 44 RBI ... spent the majority of the season at Modesto ... posted a .290 average at home compared to .252 on the road ... compiled a 13-game hitting streak from 4/20-5/8, including six multihit games ... homered in consecutive games on 6/3-4.

■ **1999:** Spent the entire season at Class A Modesto ... set then career highs in triples (six), home runs (nine) and total bases (126).

■ **1998:** Batted .311 in his first professional season with Oakland's entry in the Rookie Tucson League ... was named to the Arizona League postseason All-Star Team ... was recommended/signed by Oakland's Miguel Garcia.

MISCELLANEOUS/PERSONAL

■ Single ... was signed by Oakland as a non-drafted free agent in 1996 ... played baseball in the Dominican Summer League in 1997.

YEAR	CLUB	AVG	G	AB	R	H	TB	2B	3B	HR	RBI	SH	SF	HB	BB	SO	SB	CS	E
1998	Athletics	.311	46	164	30	51	74	11	3	2	23	0	1	4	8	43	2	2	8
1999	Modesto	.305	73	243	46	74	126	13	6	9	42	1	1	2	21	60	4	5	15
2000	Modesto	.282	58	227	40	64	100	11	5	5	35	0	2	2	16	53	5	2	19
	Midland	.237	19	59	8	14	19	2	0	1	9	1	0	0	5	15	0	0	2
2001	Birmingham	.259	93	316	45	82	149	23	1	14	55	5	3	7	37	62	6	3	9
MINOR TOTALS		.282	289	1009	169	285	468	60	15	31	164	7	7	15	87	233	17	12	53

— Signed by Oakland as a free agent (9/30/96).

— On Class AA Midland inactive list (7/8-10/00).

— On Class A Modesto suspended list (7/13-23/00).

— On Class A Modesto disabled list (8/8-9/13/00).

— Traded by Oakland to the White Sox in exchange for Chad Bradford (12/7/00).

Given Name: Magglio Ordonez**Position:** Outfielder**Bats:** Right**Throws:** Right**Height:** 6-0**Weight:** 210**Opening Day Age:** 28**Born:** January 28, 1974, Caracas, Ven.**Resides:** Coro Falcon, Ven.**First Pro Contract:** White Sox.**Sox Acquisition:** Signed as a free agent, May 18, 1991.**Major League Service:** Four years, 32 days.**Contract Status:** Signed through 2004 (signed a three-year contract extension on July 28, 2001.)

■ **2001:** Batted .305 with 31 home runs and 113 RBI, marking the third straight season he has hit above .300 with at least 30 home runs and 100 RBI ... joined Jason Giambi, Vladimir Guerrero, Todd Helton, Chipper Jones, Manny Ramirez and Gary Sheffield as the only players in baseball to accomplish that feat ... Frank Thomas (1991-97) is the only other player in White Sox history to reach those levels in at least three consecutive seasons ... according to the Elias Sports Bureau, became just the seventh player in major-league history (first in the American League) to hit .300 with 40 doubles, 30 home runs, 100 RBI and 25 stolen bases, joining Vladimir Guerrero (2001), Chipper Jones (1999), Barry Bonds (1998), Larry Walker (1997), Ellis Burks (1996) and Willie Mays (1959) ... fell three runs shy of also reaching 30 homers, 100 RBI and 100 runs scored for the third straight campaign ... would have joined Thomas (1993-97) as the only players in franchise history to accomplishing that feat ... ranked among the AL leaders in doubles (T6th, career-high 40), games played (T7th, career-high 160), hits (9th, 181) and multihit games (T9th, 53) ... his 72 extra-base hits are tied with Ray Durham (2001) and Frank Thomas (1992) for the seventh-highest output in Sox history, while his 316 total bases are ninth ... was named to his third straight AL All-Star Team, going 2-3 with a home run at the Midsummer Classic in Seattle ... joined Frank Thomas (1995) as the only Sox players to homer in an All-Star Game ... home run off the Cubs Jon Lieber followed a solo shot by Derek Jeter as they became the fifth teammates in All-Star Game history to hit back-to-back shots ... led the White Sox in average (.305), games played (160), hits (181), total bases (316), RBI (113), walks (70), stolen bases (25), slugging (.533) and on-base percentage (.382) ... also ranked seventh in the AL with 11 outfield assists ... struck out just once every 9.6 plate appearances, the 10th-best ratio in the league ... drove in 66 runs with 228 runners in scoring position (28.9 percent), the ninth-best ratio in the AL ... stole a career-high 25 bases in 32 chances (78.1 percent) ... joined Tommie Agee (22 HR, 44 SB in 1966) and Ray Durham (20 HR, 23 SB in 2001) as the only players in club history to record 20 homers and 20 steals in the same season ... fell one homer short of matching his career best set in 2000 ... hit .297 with 19 home runs and 54 RBI in the first half and .314 with 12 and 59 after the break ... batted just .250 in April and .266 in May but rebounded to hit .325 (135-415) over the final four months of the season ... hit .373 in June, seventh in the AL, and .349 (37-106) in September/October to raise his average from .296 to .305 ... his 23 RBI in May led the Sox and were 10th in the league ... hit .349 on the road, the second-best mark in the AL ... hit .325 (38-117) with 12 home runs, 32 RBI and a .709 slugging percentage vs. left-handers ... 12 home runs led the AL, .709 slugging percentage was second behind Seattle's Bret Boone, 32 RBI were tied for sixth, and

Ordonez Joins Elite Group

Magglio Ordonez in 2001 became the seventh player in major-league history (first in the American League) to hit .300 with 40 doubles, 30 home runs, 100 RBI and 25 stolen bases ... the season breakdowns of those seven players:

Player, Club	Year	AVG	2B	HR	RBI	SB
Magglio Ordonez, SOX	2001	.305	40	31	113	25
Vladimir Guerrero, MON	2001	.307	45	34	108	37
Chipper Jones, ATL	1999	.319	41	45	110	25
Barry Bonds, SF	1998	.303	44	37	122	28
Larry Walker, COL	1997	.366	46	49	130	33
Ellis Burks, COL	1996	.344	45	40	128	32
Willie Mays, SF	1959	.313	43	34	104	27



.325 average was ninth ... was named AL Player of the Week for 6/11-17 (second career weekly honor) after hitting .450 (9-20) with five home runs, eight RBI and nine runs scored ... batted .315 (79-251) with 15 home runs and 57 RBI from the No. 3 spot in the order and .302 (102-338) with 16 homers and 55 RBI in the cleanup spot ... hit .318 (49-154) with runners in scoring position ... committed five errors in 302 chances for a .983 fielding percentage ... hit .303 in the day and .306 at night ... batted .338 with 17 RBI vs. Cleveland, .417 vs. Boston and .333 vs. Seattle ... compiled an 11-game hitting streak from 8/12-23 and a 10-game streak from 5/9-19 ... connected on five home runs in interleague play ... homered six times in seven games from 6/12-18, including four straight from 6/12-15, the longest streak by a Sox player since Albert Belle also went deep in four straight from 7/12-15/98 ... homered in consecutive games five times overall, upping his career total to 14 ... hit his 100th career home run on 8/7 at Anaheim in his 585th career game, the second-fastest player in Sox history to reach that milestone (Frank Thomas, 505 games) ... went 30 games and 112 at-bats between his 99th and 100th career homers, both the longest droughts of his career ... hit fourth career grand slam on 9/22 vs. Kansas City ... hit two home runs on 5/10 vs. Anaheim and 8/8 at Anaheim, giving him eight career multihomer games ... matched career high (eighth time) with four hits on 6/7 at Kansas City ... drove in four runs on 8/8 at Anaheim, 9/2 vs. Cleveland and 9/23 vs. Kansas City ... hit seven doubles in a four-game stretch from 7/25-28, including a career-high three on 7/28 at Boston ... played center field on 7/16 at Milwaukee for the first time since 7/2/98 at Houston ... stole career-high three bases on 6/23 at Baltimore ... made his fourth straight Opening Day start in right field, hitting a three-run home run on 4/2 at Cleveland ... added a solo shot in his second game on 4/4 at Cleveland ... his solo homer in the seventh inning on 5/19 at Oakland ended Mark Mulder's no-hit bid ... was ejected for arguing balls and strikes on 5/5 at Texas (second career ejection) ... signed a three-year contract extension on 7/28.

MAJOR LEAGUE HIGHLIGHTS

■ Is one 14 players in White Sox history to be named to three consecutive American League All-Star Teams and one of five since 1970 to be named to three straight AL All-Star Teams, joining Dick Allen (1972-74), Harold Baines (1985-87), Jack McDowell (1991-93) and Frank Thomas (1993-97) ... ranks 10th in White Sox history with 111 home runs ... needs 68 RBI for 500 in his career ... is 3-6 (.500) with a double, home run and RBI in three All-Star Game appearances ... has homered in consecutive games 14 times in his career and has eight career multihomer games ... finished fifth in the 1998 American League Rookie of the Year balloting ... was named to the 1998 Topps All-Rookie Team ... is a .310 (382-1,233) hitter before the All-Star Break, .367 (148-403) in June, .306 (373-1,219) on the road and .306 (81-265) with 20 home runs and 63 RBI in 70 interleague games ... owns lifetime averages of .379 (50-132) vs. Texas and .372 (54-145) vs. Boston.

■ **2000:** Finished 12th in the American League Most Valuable Player voting with 28 points after improving his offensive output in every category for the third straight season ... was named to *The Sporting News* All-Star Team and also received his first Silver Slugger Award ... for the third straight season, set career highs in virtually every category, including home runs (32) and RBI (126) ... 126 RBI ranked seventh in the AL ... became just the third player (10th time) in club history to post 30 home runs, 100 RBI and 100 runs scored, reaching those levels for the second straight season ... was named to his second straight AL All-Star Team, going 1-1 with a double and an RBI at the Midsummer Classic in Atlanta ... became the first Sox outfielder since Harold Baines (1986-87) to make the team two straight seasons ... drove in 100 runs for the second straight season, joining himself (1999), Harold Baines (1982, '85) and Danny Tartabull (1996) as the only Sox right fielders to record 100 RBI in a season ... learned with Frank Thomas (143) to drive in 269 runs, breaking the club record of 266 set by Zeke Bonura (138) and Luke Appling (128) in 1936 ... was one of six Sox players to record 20 home runs and 90 RBI and one of a club-record five to score 100 runs, joining Ray Durham (121), Frank Thomas (115), José Valentin (107) and Carlos Lee (107) ... topped the AL with 15 sacrifice flies, tied for third with 12 outfield assists ... struck out once every 10.3 plate appearances, the eighth-best rate in the AL ... grounded into 28 double plays, second-most in the league ... Sox were 16-4 when both he and Thomas homered in the same game and 5-1 when they

Reaching .300/30 HR/100 RBI In Three Consecutive Seasons

Magglio Ordonez batted .300 with 30 home runs and 100 RBI for the third straight season in 2001, joining Jason Giambi, Vladimir Guerrero, Todd Helton, Chipper Jones, Manny Ramirez and Gary Sheffield as the only players in baseball to accomplish that feat. The three-year totals of the seven players to reach those levels from 1999-2001 (listed alphabetically):

Player, Club	AVG	HR	RBI
Jason Giambi, OAK	.330	114	380
Vladimir Guerrero, MON	.322	120	362
Todd Helton, COL	.343	126	406
Chipper Jones, ATL	.320	119	323
Magglio Ordonez, SOX	.307	93	356
Manny Ramirez, CLE	.329	123	412

Ordonez Among Baseball's Right Fielders (1999-2001)

Over the past three seasons, Magglio Ordonez has combined to hit .308 (552-1,798) with 93 home runs and 355 RBI. During that period, his 355 RBI rank third among baseball's right fielders. The offensive numbers of baseball's most productive right fielders from 1999-2001 (ranked according to RBI):

Player, 2001 Club	AVG	HR	RBI
Sammy Sosa, CUBS	.310	164	409
Vladimir Guerrero, MON	.323	120	361
Magglio Ordonez, SOX	.308	93	355
Shawn Green, LA	.292	115	346
Jermaine Dye, OAK	.300	82	331

hit back-to-back homers ... Sox were 50-23 (.685) when he drove in a run ... hit back-to-back home runs with Thomas six times ... hit .330 with 21 home runs and 74 RBI in the first half ... his 74 RBI were the fifth-most by a Sox player at the break since 1980, and his 21 homers tied for fifth ... his .404 (40-99) average and 29 RBI in June both ranked fourth in the AL ... batted .308 vs. right-handed pitching and .337 vs. lefties ... hit .325 with 21 home runs and 65 RBI at Comiskey Park ... was 18-22 (81.8 percent) in stolen base attempts ... was 2-11 (.182) with a triple and RBI in the ALDS vs. Seattle ... recorded an RBI in nine straight games from 6/9-17 ... earned his first career AL Player of the Week award for 6/26-7/2 after hitting .588 (10-17) with two doubles, three home runs and eight RBI ... also received consideration for the award for 6/19-25 ... compiled a career-high 14-game hitting streak from 6/9-22 ... went 4-4 and collected his

500th career hit with a 10th-inning single on 8/12 at Tampa Bay ... went 4-4 with two home runs and a career-high six RBI on 7/16 vs. Milwaukee ... also hit third career grand slam ... homered twice with five RBI on 7/2 vs. Boston ... fell a single shy of hitting for the cycle on 4/23 vs. Detroit ... was ejected for participating in a bench-clearing brawl on 4/22 vs. Detroit ... served a five-game suspension handed down by Major League Baseball from 5/1-6 ... went 3-5 with a double, home run and two runs scored on 5/7 at Kansas City, his first game back from suspension ... walked four times on 4/18 vs. Seattle and 6/18 at New York ... set a Sox spring training record with eight home runs, eclipsing the previous mark of seven shared by Greg Walker (1981) and Charles Bradford (1975) ... led the AL to an 8-4 victory over the National League in the Pepsi All-Star Softball Game home run contest ... hit four homers in five swings off recording artist Meatloaf.

■ **1999:** Became just the third player (eighth time) in White Sox history to record 30 home runs, 100 RBI and 100 runs scored in a season, joining Frank Thomas (1991, 1993-97) and Albert Belle (1998) ... became just the third right fielder (fourth time) in Sox history to collect 100 RBI, joining Harold Baines (1982, 85) and Danny Tartabull (1996) ... his 318 total bases were seventh in Sox history, and his 117 RBI tied Eddie Robinson (1951) for ninth ... was named to his first AL All-Star Team ... played the final three innings in right field (0-1) ... went 7-13 over final three games to raise his average from .296 to .301 ... average reached a season high .339 on 6/17 ... ranked among the AL leaders in multihit games (7th, 57), at-bats (7th, 624) and outfield assists (7th, 12) ... struck out once every 10.6 plate appearances, the 10th-best ratio in the AL ... led the Sox in games played (157), at-bats, hits (188), total bases, home runs, RBI, multihit and multiRBI games and slugging percentage (.510) ... reached 50 RBI in 57 games, the eighth-fastest pace by a Sox player since 1952 ... after moving to the cleanup spot in the order on 4/15, batted .304 (176-578) with 29 home runs and 110 RBI ... batted .332 (112-337) with 18 home runs and 68 RBI in the first half ... at the All-Star Break, ranked fourth in the AL in hits, eighth in average and total bases (189) and ninth in RBI ... his 68 RBI at the break were tied with Frank Thomas (1993) for the fifth-highest total by a Sox player in the 1990s ... batted .320 (33-103) vs. left-handers ... hit .387 (29-75) with four home runs and 22 RBI in interleague play, including a .500 (12-24) average against the Cubs ... tied for fourth in the league in June average, hitting .373 (41-110) with nine home runs and 24 RBI ... hit grand slams on 7/17 at St. Louis and 4/28-2 vs. Tampa Bay ... hit two home runs on 7/27 vs. New York (both off Orlando Hernandez) and also on 4/28-2 vs. Tampa Bay ... homered with four RBI in back-to-back games on 7/16-17 at St. Louis ... hit a home run in three straight games from 6/28-30 ... also homered in two consecutive games on five occasions ... hit a home run off Pedro Martinez on 7/2 vs. Boston ... drove in a career-high five runs on 4/28-2 vs. Tampa Bay and 9/25 at Minnesota and also had four four-RBI games ... matched career best of four hits on 6/5 vs. Pittsburgh and 9/25 at Minnesota ... hit the longest home run at Comiskey Park in 1999, a 438-foot shot on 5/10 vs. Texas ... grounded into 24 double plays, tied for third most in the league ... batted .462 (30-65) with seven doubles, six home runs and 21 RBI in the spring ... led the AL in average and slugging percentage (.846), tied for second in home runs and total bases (55) and was third in RBI.

■ **1998:** Was named to the Topps Rookie All-Star Team ... ranked among the AL rookie leaders in virtually every offensive category ... batted .298 (61-205) over his last 56 games ... started 118 games in right field and 20 in center field ... started five consecutive games in center from 6/4-8 ... did not go more than two starts without a hit ... grounded into 19 double plays, tied for fifth in the league ... made first Opening Day roster, going 3-5 with a double on 3/31 at Texas ... homered in home opener on 4/6 vs. Texas ... batted

.571 (16-28) in nine games vs. the Rangers ... competed in the MCI All-Star Hitting Challenge on 7/6 at Coors Field, hitting four home runs ... led all AL rookie outfielders with 10 assists ... collected four hits on 8/2 at Texas and 5/3 at Anaheim ... homered in consecutive games on 5/3-4.

■ **1997:** His contract was purchased from Class AAA Nashville on 8/28 ... made his major-league debut on 8/29 vs. Houston, going 2-3 with a sacrifice bunt ... singled off Ramon Garcia in his first career at-bat ... hit his first career home run off Jose Lima on 8/30 vs. Houston ... had four hits in his first seven at-bats ... started 17 games in right field (no errors) ... hit .326 (15-49) at Comiskey Park ... drove in two runs in three straight games from 9/25-27 ... hit the game-winning home run in the ninth inning off Tony Fossas on 9/1 at St. Louis ... homered in consecutive at-bats on 8/30 and 9/1.

White Sox Home Run Leaders

Player	No.
Frank Thomas	348
Harold Baines	221
Carlton Fisk	214
Robin Ventura	171
Bill Melton	154
Ron Kittle	140
Minnie Minoso	135
Sherm Lollar	124
Greg Walker	113
Magglio Ordonez	111

MINOR LEAGUE HIGHLIGHTS

■ **1997:** Was named the American Association Most Valuable Player and Rookie of the Year at Nashville after winning the batting title with a .329 average ... edged teammate Jeff Abbott (.327) to become the White Sox first Class AAA batting champion since Denver's Lamar Johnson hit .336 in 1975 ... also led the league in hits (172) and ranked second in RBI (90) ... ranked third in the organization in average, hits and RBI ... was the recipient of Nashville's Charles W. Lubin Award ... was named to the AA post-season All-Star Team ... hit .309 or better and drove in at least 16 runs in all five months ... was named the organization's Player of the Month for April when he hit .330 with 10 doubles, three home runs and 16 RBI ... also batted .380 with four homers and 19 RBI in May ... struck out just once every 8.6 at-bats (61 SO/523 AB) ... posted 50 multihit games, including three four-hit and 13 three-hit efforts.

■ **1996:** His 18 home runs at Class AA Birmingham were second on the team and tied for sixth in the organization ... his 41 doubles tied for sixth most in the minor leagues and ranked second in both Class AA and the Southern League ... also finished fourth in the SL with 59 extra-base hits, tied for seventh-most in Class AA ... compiled a 75-game errorless streak from 6/4-8/28 ... hit two home runs on 5/6 at Jacksonville, including a grand slam ... played for Oriente in the Venezuelan Winter League, where he was named Most Valuable Player ... batted .295 (57-193) with a league-leading seven home runs and 32 RBI in 51 games.

■ **1995:** Was named to the Carolina League Northern Division All-Star squad and started in right field ... tied for third in the CL in games (131) and was fifth in at-bats (487) at Class A Prince William ... ranked second on the team with 65 RBI and third with 12 home runs ... hit a grand slam on 8/17 at Kinston.

■ **1994:** Ranked sixth in the organization and eighth in the South Atlantic League with a .294 average at Class A Hickory ... his 144 hits were third-most in the organization ... was the starting left fielder in the SAL All-Star Game and was named to the league's postseason All-Star Team ... average jumped 78 points from 1993 ... hit safely in 11 consecutive games from 6/7-17, raising his average to .340 ... drove in four runs twice in a six-game span (16 total RBI) ... hit grand slam on 8/22 vs. Asheville.

■ **1993:** Spent his first professional season at Hickory.

COMMUNITY INVOLVEMENT

■ Among his 2001 charitable activities, volunteered to sign autographs to raise money for heart attack victims and was honored by the Chicago Fire of the MLS as an outstanding leader during Chicago's Hispanic Heritage Month ... visited President George Bush and the White House with other celebrities during National Hispanic Heritage Month ... his wife, Dagly, collected toys during the White Sox and Cubs wives toy drive benefiting Feed The Children ... in 2000, filmed a public service announcement with Mayor Richard Daley to encourage participation in the U.S. Census; participated in the Inner City Little League kickoff ceremony at Comiskey Park ... made impassioned plea on Chicago Spanish television for donations to the American Red Cross to relieve the thousands of Venezuelan people affected by the devastating floods in December 1999 ... Sox Chairman Jerry Reinsdorf donated \$10,000 to aid the cause ... to further assist the relief effort, played in a charity softball game in Caracas along with several other Venezuelan major leaguers.

MISCELLANEOUS/PERSONAL

■ Married to Dagly ... has two children: Magglio Jr. and Maggliana.

YEAR	CLUB	AVG	G	AB	R	H	TB	2B	3B	HR	RBI	SH	SF	HB	BB	SO	SB	CS	E
1992	Sarasota (GCL)	.180	38	111	17	20	37	10	2	1	14	0	1	2	13	26	6	4	0
1993	Hickory	.216	84	273	32	59	90	14	4	3	20	2	0	0	26	66	5	5	6
1994	Hickory	.294	132	490	86	144	211	24	5	11	69	7	3	1	45	57	16	7	6
1995	Prince William	.238	131	487	61	116	180	24	2	12	65	0	4	3	41	71	11	5	6
1996	Birmingham	.263	130	479	66	126	221	41	0	18	67	1	0	9	39	74	9	10	6
1997	Nashville	.329	135	523	65	172	249	29	3	14	90	2	9	2	32	61	14	10	5
	WHITE SOX	.319	21	69	12	22	40	6	0	4	11	1	0	0	2	8	1	2	0
1998	WHITE SOX	.282	145	535	70	151	222	25	2	14	65	2	4	9	28	53	9	7	5
1999	WHITE SOX	.301	157	624	100	188	318	34	3	30	117	0	5	1	47	64	13	6	3
2000	WHITE SOX	.315	153	588	102	185	321	34	3	32	126	0	15	2	60	64	18	4	5
2001	WHITE SOX	.305	160	593	97	181	316	40	1	31	113	0	3	5	70	70	25	7	5
MINOR TOTALS		.270	650	2363	327	637	988	142	16	59	325	12	17	17	196	355	61	41	29
A.L. TOTALS		.302	636	2409	381	727	1217	139	9	111	432	3	27	17	207	259	66	26	18
M.L. TOTALS		.302	636	2409	381	727	1217	139	9	111	432	3	27	17	207	259	66	26	18

*Led League

— Signed by the White Sox as a free agent (5/18/91).

— On Major League Baseball suspended list (5/1-6/00).

DIVISION SERIES RECORD

YEAR	CLUB	AVG	G	AB	R	H	TB	2B	3B	HR	RBI	SH	SF	HB	BB	SO	SB	CS	E
2000	SOX vs. Sea.	.182	3	11	0	2	4	0	1	0	1	0	0	0	2	2	1	0	1

ALL-STAR GAME RECORD

YEAR	CLUB, SITE	AVG	G	AB	R	H	TB	2B	3B	HR	RBI	SH	SF	HB	BB	SO	SB	CS	E
1999	A.L., Boston	.000	1	1	0	0	0	0	0	0	0	0	0	0	0	0	0	0	0
2000	A.L., Atlanta	.500	1	2	0	1	2	1	0	0	1	0	0	0	0	0	0	0	0
2001	A.L., Seattle	.667	1	3	1	2	5	0	0	1	1	0	0	0	0	0	0	0	0
TOTALS		.500	3	6	1	3	7	1	0	1	2	0	0	0	0	0	0	0	0

MAGGIO ORDOÑEZ'S CAREER BATTING AT MAJOR LEAGUE PARKS

PARK	AVG	G	AB	R	H	2B	3B	HR	RBI	SB	CS	BB	SO	OBP	SLG
Edison Field	.326	22	95	17	31	4	1	6	17	5	1	5	6	.356	.579
Camden Yards	.333	19	72	11	24	2	0	1	8	6	0	9	8	.393	.403
Fenway Park	.358	22	81	12	29	8	0	3	11	3	4	7	9	.416	.568
Comiskey Park	.297	322	1190	199	354	66	5	64	217	23	12	107	114	.358	.523
Jacobs Field	.339	30	118	20	40	12	0	5	20	4	1	6	14	.376	.568
Comerica Park	.206	15	63	4	13	2	0	1	7	2	0	6	7	.275	.286
Tiger Stadium	.310	11	42	5	13	3	0	0	2	1	0	2	6	.356	.381
Kauffman Stadium	.402	25	107	19	43	8	0	6	24	2	0	9	6	.444	.645
Metrodome	.301	24	93	11	28	5	0	3	17	1	1	5	13	.333	.452
Yankee Stadium	.273	19	66	13	18	6	1	3	18	4	1	8	12	.338	.530
Network Coliseum	.179	17	67	7	12	1	1	2	9	2	0	3	9	.225	.313
SAFECO Field	.278	15	54	3	15	2	0	1	7	2	0	3	6	.316	.370
The Kingdome	.194	8	31	3	6	2	0	1	5	0	1	1	4	.242	.355
Tropicana Field	.313	19	80	12	25	2	0	3	18	1	1	3	10	.337	.450
The Ballpark	.407	15	54	14	22	7	0	0	10	3	1	7	7	.453	.537
SkyDome	.231	18	65	9	15	3	0	3	9	5	1	12	14	.346	.415
Wrigley Field	.304	12	46	9	14	2	1	3	11	0	1	7	4	.389	.587
Cinergy Field	.250	3	8	3	2	0	0	0	1	0	0	2	1	.364	.250
Enron Field	.308	3	13	0	4	1	0	0	1	1	0	0	1	.308	.385
Astrodome	.167	3	12	0	2	1	0	0	3	0	0	0	2	.167	.250
County Stadium	.231	3	13	4	3	0	0	1	3	0	0	2	2	.333	.462
Miller Park	.000	2	5	0	0	0	0	0	1	0	0	0	2	.000	.000
Three Rivers Stadium	.444	2	9	0	4	0	0	0	1	0	0	0	0	.444	.444
Busch Stadium	.400	7	25	6	10	2	0	5	12	1	1	3	2	.464	1.080

MAGLIO ORDÓÑEZ'S STATISTICAL BREAKDOWN

	2001									CAREER								
	AVG	G	AB	H	HR	RBI	BB	SO		AVG	G	AB	H	HR	RBI	BB	SO	
Anaheim	.306	9	36	11	5	12	3	3		.288	39	163	47	10	28	8	10	
Baltimore	.391	7	23	9	0	0	8	2		.296	37	142	42	3	17	18	16	
Boston	.417	6	24	10	0	5	6	3		.372	40	145	54	7	30	15	14	
Cleveland	.338	18	68	23	3	17	7	7		.305	60	233	71	6	38	16	30	
Detroit	.241	19	79	19	2	12	7	8		.272	51	195	53	8	30	15	25	
Kansas City	.354	19	79	28	4	14	5	7		.333	55	225	75	12	47	14	18	
Minnesota	.299	19	67	20	3	10	9	7		.299	54	197	59	7	28	13	16	
New York-AL	.263	6	19	5	1	4	1	2		.281	40	146	41	11	31	17	20	
Oakland	.310	9	29	9	2	6	5	3		.271	38	140	38	5	26	9	16	
Seattle	.333	9	36	12	1	6	3	3		.269	43	156	42	4	18	14	15	
Tampa Bay	.250	7	28	7	1	2	1	5		.287	38	150	43	6	29	13	20	
Texas	.323	9	31	10	3	9	5	5		.379	36	132	50	8	28	13	15	
Toronto	.222	6	18	4	1	4	2	6		.219	33	114	25	4	16	17	17	
Interleague	.250	17	56	14	5	12	8	9		.306	70	265	81	20	63	25	27	
Chicago-NL	.136	6	22	3	0	3	4	2		.313	21	83	26	5	19	11	7	
Cincinnati	.500	3	10	5	3	5	2	1		.346	8	26	9	4	8	4	2	
Houston	—	—	—	—	—	—	—	—		.279	11	43	12	2	9	1	5	
Milwaukee	.000	2	5	0	0	1	0	2		.300	13	50	15	4	15	3	6	
Pittsburgh	.222	3	9	2	0	0	0	2		.419	8	31	13	0	2	1	3	
St. Louis	.400	3	10	4	2	3	2	2		.316	11	38	12	5	13	5	4	
Home	.262	80	301	79	17	60	31	38		.297	322	1190	354	64	217	107	114	
Road	.349	80	292	102	14	53	39	32		.306	314	1219	373	47	215	100	145	
Day	.304	47	184	56	7	39	22	22		.303	202	763	231	39	156	67	90	
Night	.306	113	409	125	24	74	48	48		.301	434	1646	496	72	276	140	169	
vs. Left	.325	—	117	38	12	32	15	17		.310	—	455	141	27	90	42	46	
vs. Right	.300	—	476	143	19	81	55	53		.300	—	1954	586	84	342	165	213	
Grass	.302	145	540	163	28	104	64	58		.306	559	2111	645	101	378	184	215	
Turf	.340	15	53	18	3	9	6	12		.275	77	298	82	10	54	23	44	
Pre-ASG	.297	84	306	91	19	54	36	43		.310	325	1233	382	67	235	119	145	
Post ASG	.314	76	287	90	12	59	34	27		.293	311	1176	345	44	197	88	114	
RISP	.318	—	154	49	7	79	36	18		.320	—	659	211	28	322	100	69	
Bases Loaded	.429	—	7	3	1	10	0	1		.317	—	63	20	4	60	1	8	
March/April	.250	22	84	21	4	12	6	14		.257	90	342	88	17	55	36	54	
May	.266	27	94	25	6	23	14	16		.295	99	373	110	17	67	27	49	
June	.373	27	102	38	8	18	14	11		.367	106	403	148	27	91	45	36	
July	.281	26	89	25	1	12	15	9		.284	101	387	110	16	68	40	31	
August	.297	29	118	35	7	20	8	11		.301	115	452	136	14	78	21	44	
Sept./Oct.	.349	29	106	37	5	28	13	9		.299	125	452	135	20	73	38	45	
As PH	.000	—	3	0	0	1	0	2		.125	—	8	1	0	1	1	2	
As DH	.250	—	12	3	0	0	1	0		.294	—	17	5	0	0	2	0	

Ordóñez's Career Game Bests

Hits — 4 (eight times, last 6/7/01 at K.C.)
HR — 2 (eight times, last 8/8/01 at Ana.)
GS — 1 (four times, last 9/23/01 vs. K.C.)
RBI — 6 (7/16/00 vs. Mil.)
SB — 3 (6/23/01 at Bal.)
Hitting Streak — 14 (6/9-22/00)

Ordóñez's Career Grand Slams

No.	Date	Opp.	Inn.	Pitcher
1	4/28-2/89	vs. T.B.	3rd	Tony Saunders
2	7/17/99	at St. L.	5th	Kent Bottenfield
3	7/16/00	vs. Mil.	6th	Juan Acevedo
4	9/23/01	vs. K.C.	3rd	Chad Durbin

Ordóñez's Career Fielding — OF

Year, Club	Pct.	G	PO	A	E	TC	DP
1997, Chi.	1.000	19	43	1	0	44	0
1998, Chi.	.985	145	323	10	5	338	2
1999, Chi.	.991	153	332	12	3	347	4
2000, Chi.	.983	152	280	12	5	297	3
2001, Chi.	.983	155	286	11	5	302	0
Totals	.986	624	1264	46	18	1328	9

Magglio Ordonez Among Major Leaguers Born In Venezuela

In four-plus seasons with the Chicago White Sox, Magglio Ordonez, a native of Caracas, Venezuela, has batted .302 (727-2,409) with 111 home runs and 432 RBI. Among major-league baseball players born in Venezuela, Ordonez ranks second all-time in average behind Philadelphia's Bobby Abreu (.307), third in home runs behind Andres Galarraga (377) and Tony Armas (251) and 13th in RBI. Among active players, Ordonez led all Venezuelans in 2001 in average (.305) and RBI (113), was tied with Abreu for first in home runs (31) and ranked second behind Abreu in doubles (40), games played (160) and runs scored (97). A list of the top Venezuelan baseball players, both in 2001 and career:

2001 Season		Player, Club		Games
Player, Club	AVG			
Magglio Ordonez, SOX	.305	Bobby Abreu, PHI		162
Miguel Cairo, CUBS/STL	.295	Magglio Ordonez, SOX		160
Roger Cedeno, DET	.293	Andres Galarraga, TEX/SF		156
Bobby Abreu, PHI	.289	Omar Vizquel, CLE		155
Richard Hidalgo, HOU	.275	Luis Rivas, MIN		153
		Career Totals		
Player, Club	RBI	Player, Years		AVG
Magglio Ordonez, SOX	113	Bobby Abreu, 1996-		.307
Bobby Abreu, PHI	110	Magglio Ordonez, 1997-		.302
Richard Hidalgo, HOU	80	Andres Galarraga, 1985-		.289
Andres Galarraga, TEX/SF	69	Edgardo Alfonso, 1995-		.289
Ramon Hernandez, OAK	60	Richard Hidalgo, 1997-		.282
Player, Club	HR	Player, Years		HR
Magglio Ordonez, SOX	31	Andres Galarraga, 1985-		377
Bobby Abreu, PHI	31	Tony Armas, 1976-89		251
Richard Hidalgo, HOU	19	Magglio Ordonez, 1997-		111
Henry Blanco, MIL	18	Edgardo Alfonso, 1995-		104
Andres Galarraga, TEX/SF	17	Dave Concepcion, 1970-88		101
Edgardo Alfonso, NY-NL	17			
Player, Club	2B	Player, Years		RBI
Bobby Abreu, PHI	48	Andres Galarraga, 1985-		1,341
Magglio Ordonez, SOX	40	Dave Concepcion, 1970-88		950
Alex Gonzalez, FLA	36	Tony Armas, 1976-89		815
Henry Blanco, MIL	18	Luis Aparicio, 1956-73		791
Richard Hidalgo, HOU	19	Ozzie Guillen, 1985-2000		619
		Manny Trillo, 1973-89		571
Player, Club	Runs	Omar Vizquel, 1989-		565
Bobby Abreu, PHI	118	Edgardo Alfonso, 1995-		482
Magglio Ordonez, SOX	97	Chico Carrasquel, 1950-59		474
Omar Vizquel, CLE	84	Luis Salazar, 1980-92		455
Roger Cedeno, DET	79	Bo Diaz, 1977-89		452
Carlos Guillen, SEA	72	Cesar Tovar, 1965-76		435
		Magglio Ordonez, 1997-		432

Top RBI Duos In White Sox History

Frank Thomas (143) and Magglio Ordonez (126) combined for 269 RBI in 2000, the second-highest total of any duo in baseball behind the 277 of Seattle's Edgar Martinez (145) and Alex Rodriguez (132). The 269 RBI from Thomas and Ordonez broke the White Sox record of 266 set by Zeke Bonura (138) and Luke Appling in 1936. Colorado's Todd Helton (146) and Larry Walker (123) topped baseball's RBI duos in 2001 with 269, while Ordonez (113) and Paul Konerko (99) led the Sox with a combined total of 212.

Given Name: Antonio Pedro Osuna**Position:** Pitcher**Bats:** Right**Throws:** Right**Height:** 5-11**Weight:** 205**Opening Day Age:** 28**Born:** April 12, 1973, Sinaloa, Mexico.**Resides:** Sinaloa, Mexico.**First Pro Contract:** Los Angeles Dodgers, signed as a free agent, June 12, 1991.**Sox Acquisition:** Obtained from the Los Angeles Dodgers with Carlos Ortega in exchange for pitchers Gary Majewski, Andre Simpson and Orlando Rodriguez, March 18, 2001.**Major League Service:** Six years, 110 days.**Contract Status:** Signed through 2003 (signed a two-year deal with a club option for 2004, March 30, 2001).

■ **2001:** Was acquired by the White Sox from Los Angeles with pitcher Carlos Ortega in return for pitchers Gary Majewski, Orlando Rodriguez and Andre Simpson ... made four relief appearances with the Sox before he was placed on the 15-day disabled list on 4/21 (retroactive to 4/12) with inflammation in his right shoulder ... underwent season-ending surgery on 5/8 by orthopedic surgeon Dr. Frank Jobe in Los Angeles ... original plan was to remove a cyst, but a torn labrum was discovered and repaired during the procedure ... made his Sox debut on Opening Day at Cleveland, allowing two runs on three hits over 2.0 IP ... allowed five runs, matching his career high, on 4/6 vs. Detroit ... signed a two-year extension with the Sox on 3/30 with a club option for 2004 ... was 0-0 with a 0.00 ERA (6.1 IP) with seven strikeouts in four spring training outings ... took part in several weeklong rehabilitation sessions during the offseason at the Chicago Bulls/White Sox Training Academy in Lisle, Ill.

Monthly Bests

ERA	0.00
	5/96
SO	20
	3 times, last 5/98
Saves	4
	6/98

MAJOR LEAGUE HIGHLIGHTS

- **Career:** Has recorded more strikeouts than IP in each of his seven major-league seasons ... has converted 38.5 percent (10-26) of his career save opportunities ... last save came on 7/1/98 at Texas ... has 55 career holds.
- **2000:** Began the season on the 15-day disabled list while rehabilitating his right elbow ... was reinstated from the disabled list on 5/5 ... posted a 3.15 ERA (12 ER/34.1 IP) in the first half ... held left-handers to a .227 (25-110) average ... retired 35 of 46 (76.1 percent) first-batters faced ... matched career highs with 3.0 IP and five strikeouts on 7/18 vs. Pittsburgh ... also went 3.0 IP on 8/7 vs. the Cubs ... threw 9.2 consecutive scoreless IP from 8/20-9/5.
- **1999:** Was limited by an elbow injury to five appearances with the Dodgers ... did not pitch in spring training due to soreness in his right elbow ... began the season on the disabled list and missed the first 10 games ... threw 1.0 perfect IP on 4/17 at San Diego but was placed on the disabled list for the second time on 4/21 ... was activated from the disabled list on 5/13 ... was disabled again on 5/18 with bone spurs in the elbow and did not pitch in the major leagues again in 1999 ... underwent surgery on 9/16 in which Dr. Frank Jobe, Dodgers team physician, repaired a partially torn ligament in his right elbow.
- **1998:** Won seven of eight decisions and posted a career-high six saves ... averaged 10.0 strikeouts (72 SO/64.2 IP) and 7.0 hits allowed (50 H) per 9.0 IP ... compiled a career-best, seven-game winning streak from the start of the season through 8/8, tied for the fourth-longest streak in the National League ... missed the final month of the season after a CAT scan and MRI on 8/31 revealed a bone spur in his right elbow ... the spur was removed during an arthroscopic procedure performed by Dr. Jobe on 9/8 at Centinela Hospital Medical Center ... was placed on the 60-day disabled list on 9/9 ... struck out a career-high five on 6/14 vs. Colorado and 8/23 at Atlanta ... compiled a bullpen-best streak of 16.1 consecutive scoreless IP from 6/6-7/12.
- **1997:** Recorded a team-best 2.19 ERA with 68 strikeouts in 48 games with Los Angeles ... limited opponents to a .209 average ... averaged 9.9 strikeouts and 6.7 hits allowed (46 H) per 9.0 IP ... was recalled on 5/13 and posted a 0.75 ERA (1 ER/12.0 IP) in his first 10 games ... suffered a torn lateral meniscus in his right knee while pitching for Hermosillo in the Mexican Winter League ... underwent surgery to repair the injury on 12/2.

■ **1996:** Made a career-high 73 relief appearances, the fifth-highest total in Dodgers history and most since Charlie Hough appeared in 77 in 1976 ... his nine victories were the most by a Dodgers reliever since Pedro Martinez won 10 in 1993 ... was cited as having the Third-Best Fastball in the NL behind Atlanta's Mark Wohlers and Florida's Robb Nen in *Baseball America's* annual Best Tools survey of major-league managers ... limited opponents to a .220 average ... earned first career save on 5/18 vs. Philadelphia ... threw 20.2 consecutive scoreless IP from 5/3-6/6 ... pitched in two games of the NLDS vs. Atlanta ... gave up one run on one hit over 1.2 IP in Game 2 ... went 0.1 IP in Game 3.

■ **1995:** Pitched in 39 games in his rookie seasons with Los Angeles ... made his major-league debut on Opening Day at Florida, allowing five runs on two hits over 2.2 IP ... was placed on the 15-day disabled list on 5/19 after straining his right groin the day before vs. Pittsburgh ... was reinstated from the disabled list on 6/18 and optioned to Class AAA Albuquerque ... was recalled on 7/25 and allowed just three runs over 24.0 IP (1.13 ERA) over his first 21 games back ... pitched in all three games of the NLDS loss vs. Cincinnati ... threw 1.0 scoreless IP in Game 1, gave up one run in 1.0 IP in Game 2 and took the loss in Game 3 ... pitched for Hermosillo in the Mexican Winter League, going 0-1 with a 0.00 ERA (19.0 IP) and a league-leading 16 saves in 17 games.

MINOR LEAGUE HIGHLIGHTS

■ **1999:** Pitched in 13 games at Class A San Bernardino as part of injury rehabilitation assignments ... attempted another comeback on 9/12 at San Bernardino in the California League playoffs ... started and went 1.0 IP before experiencing pain in the elbow.

■ **1997:** Began the season with Class AAA Albuquerque but was recalled by the Dodgers on 5/13.

■ **1995:** Was optioned to Albuquerque on 6/18, appearing in 19 games before his recall on 7/25 ... also pitched in five games with San Bernardino.

■ **1994:** Spent the majority of the season at Class AA San Antonio ... earned a late-season promotion to Albuquerque where he recorded four saves ... began the season on the disabled list with tendinitis in his right shoulder ... was named the Texas League Pitcher of the Week for 8/8-14 after collecting four saves ... led Hermosillo to the Mexican Pacific League title and a berth in the Caribbean World Series ... was 3-0 with a 1.47 ERA and 11 saves in 24 regular-season games.

■ **1993:** Made 14 appearances (two starts) at Class A Bakersfield ... also pitched for Obregon in the Mexican Pacific League, striking out a league-record 15 straight batters in one stretch.

■ **1991:** Split his first pro season between the Dodgers Gulf Coast League rookie affiliate and advanced Rookie Yakima ... was signed by Mike Brito.

MISCELLANEOUS/PERSONAL

■ Married Arcelia ... couple has one son: Lohami ... enjoys Latin music and dancing.

YEAR	CLUB	W-L	PCT	ERA	G	GS	CG	SHO	SV	IP	H	R	ER	HR	HB	BB-I	SO	WP	BK
1991	GCL Dodgers	0-0	.000	0.82	8	0	0	0	4	11.0	8	5	1	0	1	0-0	13	2	1
	Yakima	0-0	.000	3.20	13	0	0	0	5	25.1	18	10	9	1	4	8-0	39	1	0
1992	Mexico City	13-7	.650	4.05	28	26	3	0	0	166.2	160	70	65	0	0	74-0	129	0	0
1993	Bakersfield	0-2	.000	4.91	14	2	0	0	2	18.1	19	10	10	2	0	5-0	20	0	1
1994	San Antonio	1-2	.333	0.98	35	0	0	0	19	45.0	19	6	5	0	2	18-1	53	0	3
	Albuquerque	0-0	.000	0.00	6	0	0	0	4	6.0	5	1	0	0	1	1-0	8	1	0
1995	LOS ANGELES	2-4	.333	4.43	39	0	0	0	0	44.2	39	22	22	5	1	20-2	46	1	0
	San Bernardino	0-0	.000	1.29	5	0	0	0	0	7.0	3	1	1	1	2	5-0	11	3	1
	Albuquerque	0-1	.000	4.42	19	0	0	0	11	18.1	15	9	9	2	0	9-0	19	2	0
1996	Albuquerque	0-0	.000	0.00	1	0	0	0	0	1.0	2	0	0	0	0	0-0	1	0	0
	LOS ANGELES	9-6	.600	3.00	73	0	0	0	4	84.0	65	33	28	6	2	32-12	85	3	2
1997	Albuquerque	1-1	.500	1.93	13	0	0	0	6	14.0	9	3	3	0	0	4-0	26	1	0
	LOS ANGELES	3-4	.429	2.19	48	0	0	0	0	61.2	46	15	15	6	1	19-2	68	2	0
1998	LOS ANGELES	7-1	.875	3.06	54	0	0	0	6	64.2	50	26	22	8	2	32-0	72	1	0
1999	San Bernardino	0-0	.000	2.33	13	4	0	0	0	19.1	19	6	5	0	1	6-0	27	0	0
	LOS ANGELES	0-0	.000	7.71	5	0	0	0	0	4.2	4	5	4	0	1	3-0	5	1	0
2000	San Bernardino	0-2	.000	4.91	3	3	0	0	0	7.1	4	4	4	2	1	3-0	11	0	0
	Albuquerque	0-0	.000	0.00	3	1	0	0	0	5.2	2	2	0	0	1	5-0	7	0	0
	LOS ANGELES	3-6	.333	3.74	46	0	0	0	0	67.1	57	30	28	7	2	35-2	70	1	2
2001	WHITE SOX	0-0	.000	20.77	4	0	0	0	0	4.1	8	10	10	3	1	2-1	6	0	0
MINOR TOTALS		2-8	.200	2.36	133	10	0	0	51	179.1	123	57	47	8	13	64-1	235	10	6
N.L. TOTALS		24-21	.533	3.28	265	0	0	0	10	327.0	261	131	119	32	9	141-18	346	9	4
A.L. TOTALS		0-0	.000	20.77	4	0	0	0	0	4.1	8	10	10	3	1	2-1	6	0	0
M.L. TOTALS		24-21	.533	3.50	269	0	0	0	10	331.1	269	141	129	35	10	143-19	352	9	4

Italics indicates independent or foreign league; statistics not included in totals

YEAR	CLUB	AVG	G	AB	R	H	TB	2B	3B	HR	RBI	SH	SF	HB	BB	SO	SB	CS	E	
2001	WHITE SOX																			
DID NOT BAT																				
M.L. TOTALS		.000	269	9	0	1	1	0	0	0	1	0	1	0	0	1	0	0	4	

- Signed by Los Angeles as a free agent (6/12/91).
- On Los Angeles disabled list with strained right groin (5/19-6/16/95); included rehabilitation assignment to Class A San Bernardino (6/6-15/95).
- On Los Angeles disabled list with bone chip in right elbow (9/9/98-remainder of season).
- On Los Angeles disabled list with right elbow soreness (3/25-4/16/99); included rehabilitation assignment to Class A San Bernardino (4/10-16/99).
- On Los Angeles disabled list with bone spur in right elbow (4/21-5/3/99); included rehabilitation assignment to Class A San Bernardino (4/25-5/3/99).
- On Los Angeles disabled list with bone spur in right elbow (5/17/99-remainder of season).
- On Los Angeles disabled list with right elbow strain (3/27-5/5/00); included rehabilitation assignment to Class A San Bernardino (4/8-22/00) and Class AAA Albuquerque (4/23-5/5/00).
- Traded by Los Angeles with Carlos Ortega in exchange for Gary Majewski, Orlando Rodriguez and Andre Simpson (3/18/01).
- On White Sox disabled list with a torn right labrum (4/12/01-remainder of season).

Save Pct. — Career: 10-26 (38.5); 2001: 0-1 (0.0); 2000: 0-3 (0.0); 1999: 0-0 (0.0); 1998: 6-11 (54.5); 1997: 0-0 (0.0); 1996: 4-9 (44.4); 1995: 0-2 (0.0).

Holds — Career: 55; 2001: 0; 2000: 4; 1999: 2; 1998: 12; 1997: 10; 1996: 16; 1995: 11.

Inherited Runners/Scored — Career: 33-139 (23.7); 2001: 1-1 (1.000); 2000: 4-13 (30.8); 1999: 2-5 (40.0); 1998: 7-37 (18.9); 1997: 3-24 (12.5); 1996: 13-45 (28.9); 1995: 3-14 (21.4).

First-Batter Efficiency — Career: 57-245 (.233); 2001: 0-3 (0.0); 2000: 6-41 (.146); 1999: 1-5 (.200); 1998: 15-48 (.313); 1997: 8-44 (.182); 1996: 18-67 (.269); 1995: 9-37 (.243).

DIVISION SERIES RECORD

YEAR	CLUB	W-L	PCT	ERA	G	GS	CG	SHO	SV	IP	H	R	ER	HR	HB	BB-I	SO	WP	BK
1995	L.A. vs. Cin.	0-1	.000	2.70	3	0	0	0	0	3.1	3	1	1	0	0	1-0	3	0	0
1996	L.A. vs. Atl.	0-1	.000	4.50	2	0	0	0	0	2.0	3	1	1	1	1	1-0	4	0	0
TOTALS		0-2	.000	3.38	5	0	0	0	0	5.1	6	2	2	1	1	2-0	7	0	0

ANTONIO OSUNA'S CAREER PITCHING AT MAJOR LEAGUE PARKS

PARK	ERA	W	L	SV	OPP	G	GS	IP	H	R	ER	HR	TBB	SO
Edison Field	7.71	0	1	0	1	3	0	2.1	2	2	2	1	5	1
Comiskey Park	30.86	0	0	0	1	3	0	2.1	5	8	8	2	2	4
Jacobs Field	9.00	0	0	0	0	1	0	2.0	3	2	2	1	0	2
Network Coliseum	0.00	0	0	0	0	1	0	1.1	2	0	0	0	0	1
SAFECO Field	0.00	0	0	0	0	1	0	1.0	1	0	0	0	0	2
The Kingdome	2.45	0	1	2	2	4	0	3.2	2	1	1	1	1	6
The Ballpark	4.91	0	0	2	2	5	0	3.2	2	2	2	2	0	2
Bank One Ballpark	0.00	0	0	0	0	2	0	3.0	1	0	0	0	1	5
Fulton County	2.08	1	0	0	0	4	0	4.1	3	1	1	0	1	5
Turner Field	3.18	0	0	0	0	3	0	5.2	6	3	2	0	2	8
Wrigley Field	0.90	2	1	1	1	13	0	20.0	9	2	2	1	3	26
Cinergy Field	3.68	1	0	0	1	6	0	7.1	7	3	3	0	0	9
Coors Field	6.89	1	0	0	0	13	0	15.2	21	14	12	5	4	12
Pro Player Stadium	9.31	0	0	0	0	8	0	9.2	15	12	10	2	6	11
Enron Field	0.00	0	0	0	0	1	0	2.1	0	0	0	0	0	4
Astrodome	1.08	1	0	0	0	6	0	8.1	3	1	1	1	6	9
Dodger Stadium	3.32	9	12	4	10	127	0	157.0	114	62	58	15	63	169
County Stadium	0.00	1	0	0	0	1	0	1.1	1	0	0	0	0	1
Olympic Stadium	0.00	1	0	0	1	7	0	13.0	9	0	0	0	5	15
Shea Stadium	4.50	1	0	0	0	6	0	6.0	3	4	3	1	2	3
Veterans Stadium	0.00	1	0	1	1	8	0	9.0	6	0	0	0	4	8
Three Rivers Stadium	1.59	0	0	0	1	8	0	11.1	10	2	2	1	5	8
Busch Stadium	8.71	0	2	0	2	13	0	10.1	16	12	10	1	9	7
Qualcomm Stadium	4.50	1	3	0	1	10	0	10.0	9	5	5	0	12	11
Pac Bell Park	2.25	0	0	0	0	2	0	4.0	2	1	1	1	0	4
3 Com Park	2.16	4	1	0	2	13	0	16.2	17	4	4	2	7	19

ANTONIO OSUNA'S STATISTICAL BREAKDOWN

	2001								CAREER							
	ERA	W-L	SV	IP	H	ER	BB	SO	ERA	W-L	SV	IP	H	ER	BB	SO
Anaheim	—	—	—	—	—	—	—	—	5.68	2-1	0	6.1	4	4	7	3
Cleveland	13.50	0-0	0	3.1	5	5	1	5	13.50	0-0	0	3.1	5	5	1	5
Detroit	45.00	0-0	0	1.0	3	5	1	1	45.00	0-0	0	1.0	3	5	1	1
Oakland	—	—	—	—	—	—	—	—	5.06	1-1	0	5.1	6	3	4	4
Seattle	—	—	—	—	—	—	—	—	1.93	0-1	2	4.2	3	1	1	8
Texas	—	—	—	—	—	—	—	—	4.15	0-0	2	4.1	3	2	5	3
Interleague	—	—	—	—	—	—	—	—	4.35	3-3	4	20.2	16	10	17	18
Arizona	—	—	—	—	—	—	—	—	0.00	0-0	0	5.1	1	0	1	7
Atlanta	—	—	—	—	—	—	—	—	1.42	1-0	0	19.0	11	3	6	20
Chicago-NL	—	—	—	—	—	—	—	—	3.78	2-3	2	33.1	24	14	14	36
Cincinnati	—	—	—	—	—	—	—	—	3.00	1-0	0	15.0	15	5	3	20
Colorado	—	—	—	—	—	—	—	—	5.28	2-1	0	29.0	30	17	9	31
Florida	—	—	—	—	—	—	—	—	4.79	1-1	0	20.2	23	11	9	25
Houston	—	—	—	—	—	—	—	—	4.34	2-1	0	18.2	13	9	10	19
Montreal	—	—	—	—	—	—	—	—	0.72	1-0	0	25.0	15	2	8	30
New York-NL	—	—	—	—	—	—	—	—	2.87	1-0	0	15.2	8	5	5	12
Philadelphia	—	—	—	—	—	—	—	—	1.40	1-2	2	19.1	13	3	6	18
Pittsburgh	—	—	—	—	—	—	—	—	1.57	2-0	1	28.2	23	5	10	27
St. Louis	—	—	—	—	—	—	—	—	5.87	0-3	2	23.0	23	15	15	22
San Diego	—	—	—	—	—	—	—	—	5.18	2-6	0	24.1	24	14	19	26
San Francisco	—	—	—	—	—	—	—	—	1.93	4-1	0	28.0	21	6	9	34
Home	30.86	0-0	0	2.1	5	8	1	4	3.73	9-12	4	159.1	119	66	65	173
Road	9.00	0-0	0	2.0	3	2	0	2	3.30	15-9	6	172.0	150	63	78	179
Day	27.00	0-0	0	3.1	8	10	1	4	3.15	8-7	3	105.2	76	37	37	120
Night	0.00	0-0	0	1.0	0	0	0	2	3.67	16-14	7	225.2	193	92	106	232
Grass	20.77	0-0	0	4.1	8	10	1	6	3.84	20-19	7	278.2	228	119	122	297
Turf	—	—	—	—	—	—	—	—	1.71	4-2	3	52.2	41	10	21	55
Pre-ASG	20.77	0-0	0	4.1	8	10	1	6	3.40	11-12	8	172.0	133	65	83	180
Post ASG	—	—	—	—	—	—	—	—	3.62	13-9	2	159.1	136	64	60	172
April	20.77	0-0	0	4.1	8	10	1	6	5.82	4-3	0	34.0	27	22	15	31
May	—	—	—	—	—	—	—	—	2.58	3-4	2	69.2	64	20	32	75
June	—	—	—	—	—	—	—	—	3.36	2-5	5	56.1	34	21	31	60
July	—	—	—	—	—	—	—	—	3.66	8-1	1	51.2	40	21	24	59
August	—	—	—	—	—	—	—	—	2.84	6-3	1	76.0	64	24	24	80
Sept./Oct.	—	—	—	—	—	—	—	—	4.33	1-5	1	43.2	40	21	17	47
Starter	—	—	—	—	—	—	—	—	—	—	—	—	—	—	—	—
Reliever	20.77	0-0	0	4.1	8	10	1	6	3.50	24-21	10	331.1	269	129	143	352

Osuna's Career Game Bests

SO, Reliever — 5 (three times, last 7/18/00 vs. Pit.)
 BB, Reliever — 0 (6/14/98 vs. Col., 3.0 IP)
 Hits, Reliever — 1 (four times, last 6/14/98 vs. Col., 3.0 IP)
 IP, Reliever — 3.0 (nine times, last 8/7/00 vs. Cubs)
 Win Streak — 7 (4/12-8/8/98)
 Consecutive Saves — 6 (5/21-7/12/98)

Osuna's Career Fielding — P

Year, Club	Pct.	G	PO	A	E	TC	DP
1995, L.A.	1.000	39	0	7	0	7	2
1996, L.A.	1.000	73	3	11	0	14	1
1997, L.A.	.889	48	3	13	2	18	1
1998, L.A.	.917	54	3	8	1	12	1
1999, L.A.	1.000	5	0	1	0	1	0
2000, L.A.	.917	46	4	7	1	12	0
2001, Chi.	—	4	0	0	0	0	0
Totals	.938	269	13	47	4	64	5

Best Defensive Shortstops In White Sox History

Player	Years	Pct.	G	PO	A	E	TC	DP
Royce Clayton	2001-	.988	133	196	367	7	570	74
Luis Aparicio	1956-62, '68-70	.971	1506	2684	4917	224	7825	943
Ozzie Guillen	1985-97	.974	1724	2735	4962	203	7900	1027
Chico Carrasquel	1950-55	.971	835	1490	2561	120	4171	540
Luke Appling	1930-50	.948	2218	4398	7218	643	12259	1424

PLAYERS

JIM PARQUE

40



Given Name: James V. Parque

Position: Pitcher

Bats: Left **Throws:** Left

Height: 5-11 **Weight:** 170

Opening Day Age: 26

Born: February 8, 1976, Norwalk, Calif.

Resides: Puyallup, Wash.

First Pro Contract: White Sox.

Sox Acquisition: Selected with a sandwich pick between the first and second rounds (46th overall), June 1997 free agent draft.

Major League Service: Three years, 126 days.

Contract Status: Signed through 2002 (signed a three-year contract on March 10, 2000.)

■ **2001:** Made just five starts before his season was cut short due to a torn labrum in his left shoulder ... was placed on the 15-day disabled list on 5/1 (retroactive to 4/27) with inflammation in his left shoulder ... underwent season-ending surgery on 5/15 at Palos Community Hospital in a procedure performed by Dr. James Boscardin, White Sox senior team physician ... opponents batted .308 (36-117) ... left-handers hit .362 (17-47) and right-handers .271 (19-70) ... averaged 4.8 strikeouts (15 SO), 3.2 walks (10 BB) and 2.25 home runs allowed (7 HR) per 9.0 IP ... gave up at least two home runs in three of his five starts ... received 4.8 runs support per 9.0 IP ... made his final start on 4/26 vs. Oakland, allowing seven runs on seven hits over 3.2 IP ... seven earned runs allowed matched his career high ... registered his second career complete game in his previous start on 4/20 vs. Minnesota, allowing four runs on seven hits over a career-high 9.0 IP in a losing effort ... started the Sox home opener on 4/6 vs. Detroit (ND, 4 ER/5.0 IP) ... took part in several weeklong rehabilitation sessions during the offseason at the Chicago Bulls/White Sox Training Academy in Lisle, Ill.

MAJOR LEAGUE HIGHLIGHTS

■ **Career:** Became the first player selected in the June 1997 draft to reach the major leagues when he debuted on 5/26/98 vs. New York ... last win came on 9/23/00 at Minnesota, and his last win at home came on 9/13/00 vs. Detroit.

■ **2000:** Ranked fifth in the American League with a .684 winning percentage (13-6) and 12th with 13 victories (fourth among left-handers) in his third season with the Sox ... recorded career bests in wins (13), ERA (4.28), starts (32) and IP (187.0) and matched his best with 111 strikeouts ... started Game 1 of the ALDS vs. Seattle, allowing three runs on six hits over 6.0 IP of a no decision ... retired the final 10 batters and left with a 4-3 lead before Seattle rallied for a 7-4 win in 10 innings ... allowed three earned runs or less in 25 of his 32 starts ... Sox were 23-9 in his starts ... made 15 quality starts ... opponents batted .283 ... right-handers batted .271 but lefties hit .316 ... ERA was below 4.00 (3.95) on 7/25 ... ranked among the AL leaders in pickoffs (T3rd, five), pickoff throws (4th, 156), average run support per start (5th, 6.79), fewest home runs per 9.0 IP (10th, 1.01), double play grounders induced (10th, 22) ... led the AL with five balks and tied for fifth with 11 hit batters ... his .900 fielding percentage (3 E/30 TC) was third-lowest among AL pitchers ... was 7-3 with a 3.66 ERA at home ... 3.66 home ERA was eighth-best in the AL ... went 8-2 with a 3.81 ERA (43 ER/101.2 IP) in the first half ... ERA was seventh in the league at the break ... his 9-2 record through his first 19 starts was the best start by a Sox left-hander since Wilson Alvarez began 8-0 in 1994 ...



was 5-4 with a 4.85 ERA in the second half compared to 0-9 with a 6.95 ERA in 1999 ... posted a 2.81 ERA (10 ER/32.0 IP) in May and went 3-0 with a 3.90 ERA (14 ER/32.1 IP) in September ... was 2-0 with a 0.90 ERA (2 ER/20.0 IP) in three starts vs. Detroit and 1-0 with a 2.51 ERA (4 ER/14.1 IP) vs. Cleveland ... was 3-0 in interleague play ... won a career-high six straight decisions from 5/27-7/15, compiling a 4.39 ERA (26 ER/53.1 IP) ... threw 10.1 consecutive scoreless IP from 9/13-18 and 10.0 from 5/2-13 ... did not walk a batter in seven of his starts ... issued three walks in his last five starts (27.1 IP) compared to

25 in his previous five (26.1 IP) ... threw 7.0 scoreless IP on 9/13 at Detroit, combining with Bob Howry and Keith Foulke on a 1-0 shutout ... recorded his career-high 10th victory on 8/16 at Baltimore ... struck out a career-high nine over 6.1 IP on 8/5 vs. Oakland ... lasted a season-high 7.1 IP (2 ER) in a victory vs. Cleveland on 5/27 ... missed scheduled start on 5/8 at Boston while serving a three-game suspension handed down by Major League Baseball for his role in the on-field altercation vs. Detroit on 4/22 ... made his second career relief appearance on 5/6 at Kansas City, allowing one hit over 2.0 scoreless IP ... recorded his 200th career strikeout vs. Toronto (Raul Mondesi) on 5/2 ... victory on 4/11 at Tampa Bay ended a personal nine-game losing streak dating back to 7/23/99 ... allowed one earned run on three hits over 7.0 IP on 4/22 vs. Detroit.

Monthly Bests	
Wins	4
	6/00
ERA	2.76
	6/99
SO	28
	6/00

■ **1999:** Spent first full season in the major leagues ... was 9-6 with a 3.94 ERA (46 ER/105.0 IP) in the first half but 0-9 with a 6.95 ERA (53 ER/68.2 IP) after the All-Star Break ... his nine wins at the break were tied for fifth in the American League ... improved to 9-6 with a victory on 7/7 vs. Kansas City but was 0-9 with four no decisions over final 13 starts ... opponents batted .299, including a .334 mark after the break ... left-handers hit .325 ... was 3-1 with a 3.70 ERA in April and 3-0 with a 2.76 ERA in June ... went 2-0 with a 3.10 ERA (7 ER/20.1 IP) in interleague play ... made 10 quality starts (nine in the first half) ... Sox were 14-16 in his starts ... recorded first career complete game on 6/11 vs. the Cubs (5.0 IP) ... threw a career-high 8.0 IP on 6/22 vs. Minnesota, allowing no runs on six hits ... ERA dropped to 3.55 after that start and was still below 4.00 (3.92) as late as 7/28 ... struck out seven (5.2 IP) on 9/18 at Toronto ... missed scheduled start on 8/2 due to a bruised left thumb suffered on 7/28 vs. New York when he was hit by a line drive off the bat of Luis Sojo ... made first career relief appearance on 7/11 vs. the Cubs, allowing one run with five strikeouts over 3.0 IP ... started the first game of four doubleheaders, all at home ... made first career Opening Day roster ... started and won the Sox second game of the season on 4/6 at Seattle (3 ER/6.2 IP) ... won a cow-milking contest prior to the game on 4/30 at Anaheim.

■ **1998:** 22-year-old won seven of 12 decisions after joining the rotation on 5/26 ... seven victories tied teammate John Snyder and Minnesota's Dan Serafini for fifth among AL rookie pitchers ... tied for third among AL rookies in games started (21), tied for sixth in strikeouts (77) and ranked seventh in IP (113.0) ... went 5-3 with a 4.63 ERA (41 ER/79.2 IP) and 58 strikeouts in the second half after going 2-2 with a 6.21 ERA (23 ER/33.1 IP) before the break ... ended the season on a four-game winning streak (six starts) ... winning streak tied for second-longest by an AL rookie ... averaged 6.1 strikeouts per 9.0 IP ... issued 11 walks over his final 48.0 IP (2.1 per 9.0 IP) compared to 35 in his first 65.0 IP (4.8 per 9.0 IP) ... made 10 quality starts ... Sox were 10-11 in his starts ... did not allow more than four earned runs in any of his final 16 starts ... earned his first career victory on 5/31 at Detroit, allowing four hits over 6.1 scoreless IP ... contract was purchased from Class AAA Calgary on 5/25, and he made his major-league debut the following night vs. New York ... posted a no decision in that start, allowing two runs on five hits over 4.0 IP as he became the first player selected in the June 1997 free agent draft to appear in the major leagues ... struck out seven on 7/22 at Toronto and again on 9/1 at Baltimore.

MINOR LEAGUE HIGHLIGHTS

■ **1998:** Opened the season with Class AAA Calgary ... went 1-1 with a 2.25 ERA (6 ER/24.0 IP) for the Cannons in May after going 1-2 with a 5.63 ERA (15 ER/24.0 IP) in April ... allowed four earned runs in his last 18.0 IP (2.00 ERA) ... lasted at least 6.0 IP in seven of his eight starts.

■ **1997:** Was selected as the No. 5 Prospect in the White Sox organization in a postseason poll by *Baseball America* ... combined to go 8-2 with a 2.99 ERA (24 ER/72.1 IP) and 81 strikeouts in 13 starts between Class A Winston-Salem and Class AAA Nashville ... was the only player from the White Sox 1997 draft to compete above Class A ... allowed 38 hits (4.7 per 9.0 IP), limiting opponents to a .154 (38-246) average at the two stops ... averaged 10.1 strikeouts per 9.0 IP ... began the season at Winston-Salem, where he allowed three hits or less and two runs or less in nine of his 11 starts ... went 4-1 with a 0.90 ERA (3 ER/30.0 IP), 40 strikeouts and just nine hits allowed at home for the Warthogs ... gave up two runs on one hit over 6.0 IP in his pro debut on 6/23 vs. Salem ... over his first three pro starts, allowed three runs on three hits while fanning 24 in 18.0 IP (1.50 ERA) ... went 3-0 with a 0.50 ERA (1 ER/18.0 IP) and 24 strikeouts in three August starts ... yielded just three hits during the month ... struck out a season-high 10 and allowed three hits over 6.0 scoreless IP on 8/10 vs. Salem ... tossed 6.0 scoreless IP, giving up three hits, in his next start on 8/16 at Wilmington ... was promoted to Nashville on 8/20 ... tossed 5.0 hitless, scoreless IP in his first start with the Sounds on 8/20 at Buffalo, the eventual American Association champion ... was recommended/signed by Ed Pebley and Joe Butler.

COMMUNITY INVOLVEMENT

■ An amateur artist, one of his etchings netted \$200 for Chicago White Sox Charities ... made a financial contribution to the Garth Brooks "Touch 'Em All Foundation" ... among his charitable endeavors during the 2000 season: participated in the opening ceremonies of the Chicago White Sox Training Centers season; filmed a public service announcement during the summer on conserving water; and helped raise money for Chicago White Sox Charities at Relief Pitchers Comedy Night ... served as a judge for the 1999 Illinois Fatherhood Initiative essay contest.

MISCELLANEOUS/PERSONAL

■ Married Janine Pollenz ... played collegiate baseball at UCLA, where he earned All-America and All-Pac 10 honors as a junior in 1997 ... went 13-2 with a 3.08 ERA (41 ER/120.0 IP) and 119 strikeouts in 19 games ... his 13 wins tied for third in NCAA Division I ... was a member of the United States team that won a bronze medal at the 1996 Summer Olympics in Atlanta ... his great uncle (Steve Parque) played in the Chicago Cubs organization ... graduated from Crescenta Valley High School in 1994.

YEAR	CLUB	W-L	PCT	ERA	G	GS	CG	SHO	SV	IP	H	R	ER	HR	HB	BB-I	SO	WP	BK
1997	Winston-Salem	7-2	.778	2.77	11	11	0	0	0	61.2	29	19	19	3	0	23-0	76	2	2
	Nashville	1-0	1.000	4.22	2	2	0	0	0	10.2	9	5	5	0	0	9-0	5	1	0
1998	Calgary	2-3	.400	3.94	8	8	0	0	0	48.0	49	26	21	7	1	25-0	31	1	3
	WHITE SOX	7-5	.583	5.10	21	21	0	0	0	113.0	135	72	64	14	6	49-0	77	0	#3
1999	WHITE SOX	9-15	.375	5.13	31	30	1	0	0	173.2	210	111	99	23	10	79-2	111	3	2
2000	WHITE SOX	13-6	.684	4.28	33	32	0	0	0	187.0	208	105	89	21	11	71-1	111	2	5
2001	WHITE SOX	0-3	.000	8.04	5	5	1	0	0	28.0	36	26	25	7	2	10-1	15	0	0
MINOR TOTALS		10-5	.667	3.37	21	21	0	0	0	120.1	87	50	45	10	1	57-0	112	4	5
A.L. TOTALS		29-29	.500	4.97	90	88	2	0	0	501.2	589	314	277	65	29	209-4	314	5	10
M.L. TOTALS		29-29	.500	4.97	90	88	2	0	0	501.2	589	314	277	65	29	209-4	314	5	10

#Tied For League Lead

YEAR	CLUB	AVG	G	AB	R	H	TB	2B	3B	HR	RBI	SH	SF	HB	BB	SO	SB	CS	E
2001	WHITE SOX																		
DID NOT BAT																			
M.L. TOTALS		.200	85	10	0	2	2	0	0	0	0	3	0	0	0	4	0	0	4

— Selected by the White Sox with a sandwich pick between first and second rounds (46th overall), June 1997 free agent draft

— On Major League Baseball suspended list (5/6-8/00)

— On White Sox disabled list with a torn left labrum (4/27/01-remainder of season).

DIVISION SERIES RECORD

YEAR	CLUB	W-L	PCT	ERA	G	GS	CG	SHO	SV	IP	H	R	ER	HR	HB	BB-I	SO	WP	BK
2000	SOX vs. Sea.	0-0	.000	4.50	1	1	0	0	0	6.0	6	3	3	1	1	1-0	2	0	0

JIM PARQUE'S CAREER PITCHING AT MAJOR LEAGUE PARKS

PARK	ERA	W	L	SV	OPP	G	GS	IP	H	R	ER	HR	TBB	SO
Edison Field	6.75	0	2	0	0	3	3	17.1	26	16	13	3	6	5
Camden Yards	4.50	2	0	0	0	2	2	12.0	12	6	6	2	3	7
Fenway Park	5.68	0	1	0	0	2	2	12.2	13	8	8	0	9	5
Corniskey Park	4.71	18	14	0	0	48	47	269.1	311	163	141	37	105	170
Jacobs Field	3.05	0	1	0	0	3	3	20.2	18	8	7	2	5	15
Comerica Park	1.50	0	0	0	0	1	1	6.0	7	1	1	0	3	4
Tiger Stadium	2.31	1	1	0	0	2	2	11.2	12	3	3	2	5	3
Kauffman Stadium	2.25	0	0	0	0	2	1	8.0	11	3	2	0	2	6
Metrodome	4.10	1	2	0	0	4	4	26.1	29	12	12	3	7	9
Yankee Stadium	5.31	2	2	0	0	4	4	20.1	28	14	12	3	13	16
Network Coliseum	7.36	0	2	0	0	2	2	11.0	12	9	9	1	8	5
The Kingdome	4.38	1	0	0	0	2	2	12.1	14	6	6	1	4	6
Tropicana Field	7.94	1	1	0	0	4	4	17.0	23	19	15	2	15	9
The Ballpark	12.54	0	1	0	0	2	2	9.1	16	14	13	3	4	7
SkyDome	4.34	0	1	0	0	3	3	18.2	21	11	9	3	5	19
Wrigley Field	7.00	1	0	0	0	2	2	9.0	12	8	7	2	7	9
Cinergy Field	5.40	1	0	0	0	1	1	5.0	5	3	3	1	2	7
Astrodome	9.00	0	1	0	0	1	1	4.0	7	4	4	0	2	4
Enron Field	5.06	1	0	0	0	1	1	5.1	5	3	3	0	2	3
County Stadium	4.76	0	0	0	0	1	1	5.2	9	3	3	0	2	5

JIM PARQUE'S STATISTICAL BREAKDOWN

	2001								CAREER							
	ERA	W-L	SV	IP	H	ER	BB	SO	ERA	W-L	SV	IP	H	ER	BB	SO
Anaheim	—	—	—	—	—	—	—	—	6.82	1-4	0	33.0	46	25	15	14
Baltimore	—	—	—	—	—	—	—	—	4.38	4-0	0	24.2	27	12	5	13
Boston	—	—	—	—	—	—	—	—	5.83	3-3	0	41.2	49	27	21	24
Cleveland	12.46	0-0	0	4.1	6	6	1	3	5.17	1-3	0	47.0	56	27	21	24
Detroit	7.20	0-0	0	5.0	8	4	2	1	2.55	4-1	0	42.1	44	12	14	21
Kansas City	—	—	—	—	—	—	—	—	3.48	1-1	0	31.0	41	12	6	18
Minnesota	4.80	0-2	0	15.0	15	8	6	10	3.49	2-3	0	49.0	49	19	13	24
New York-AL	—	—	—	—	—	—	—	—	4.46	2-2	0	34.1	45	17	18	25
Oakland	17.18	0-1	0	3.2	7	7	1	1	6.21	2-3	0	33.1	34	23	15	26
Seattle	—	—	—	—	—	—	—	—	3.96	2-1	0	25.0	27	11	11	14
Tampa Bay	—	—	—	—	—	—	—	—	5.72	2-3	0	39.1	47	25	28	18
Texas	—	—	—	—	—	—	—	—	10.19	0-1	0	17.2	29	20	7	12
Toronto	—	—	—	—	—	—	—	—	3.13	0-2	0	31.2	29	11	11	25
Interleague	—	—	—	—	—	—	—	—	6.27	5-2	0	51.2	66	36	28	48
Chicago-NL	—	—	—	—	—	—	—	—	6.00	1-0	0	12.0	14	8	8	14
Cincinnati	—	—	—	—	—	—	—	—	7.88	1-1	0	8.0	00	7	4	9
Houston	—	—	—	—	—	—	—	—	6.75	1-1	0	9.1	12	7	4	7
Milwaukee	—	—	—	—	—	—	—	—	4.76	0-0	0	5.2	9	3	2	5
Pittsburgh	—	—	—	—	—	—	—	—	1.35	1-0	0	6.2	7	1	3	7
St. Louis	—	—	—	—	—	—	—	—	9.00	1-0	0	10.0	13	10	7	6
Home	8.59	0-2	0	22.0	28	21	5	11	4.71	18-14	0	269.1	311	141	105	170
Road	6.00	0-1	0	6.0	8	4	5	4	5.27	11-15	0	232.1	278	136	104	144
Day	6.55	0-1	0	11.0	16	8	7	5	5.30	6-9	0	137.2	173	81	58	79
Night	9.00	0-2	0	17.0	20	17	3	10	4.85	23-20	0	364.0	416	196	151	235
Grass	8.59	0-2	0	22.0	28	21	5	11	4.91	25-24	0	418.1	490	228	174	260
Turf	6.00	0-1	0	6.0	8	4	5	4	5.29	4-5	0	83.1	99	49	35	54
Pre-ASG	8.04	0-3	0	28.0	36	25	10	15	4.60	19-13	0	268.0	306	137	115	163
Post ASG	—	—	—	—	—	—	—	—	5.39	10-16	0	233.2	283	140	94	151
April	8.04	0-3	0	28.0	36	25	10	15	5.78	6-5	0	81.0	92	52	34	35
May	—	—	—	—	—	—	—	—	3.60	4-5	0	75.0	82	30	36	45
June	—	—	—	—	—	—	—	—	4.26	8-1	0	86.2	98	41	37	61
July	—	—	—	—	—	—	—	—	4.45	2-7	0	91.0	116	45	26	63
August	—	—	—	—	—	—	—	—	6.32	3-7	0	78.1	95	55	47	51
Sept./Oct.	—	—	—	—	—	—	—	—	5.42	6-4	0	89.2	106	54	29	59
Starter	8.04	0-3	0	28.0	36	25	10	15	5.00	29-29	0	496.2	586	276	207	307
Reliever	—	—	—	—	—	—	—	—	1.80	0-0	0	5.0	3	1	2	7

Parque's Career Game Bests

SO — 9 (8/5/00 vs. Oak., 6.1 IP)
Hits — 2 (5/2/00 vs. Tor., 6.0 IP)
IP — 9.0 (4/20/01 vs. Min.)
CG — 2 (last 4/20/01 vs. Min.)
SHO — None
Win Streak — 6 (5/27-7/15/00)

Parque's Career Fielding — P

Year, Club	Pct.	G	PO	A	E	TC	DP
1998, Chi.	.1000	21	7	16	0	23	0
1999, Chi.	.964	31	6	21	1	28	1
2000, Chi.	.900	33	2	25	3	30	0
2001, Chi.	1.000	5	2	8	0	10	0
Totals	.951	90	17	70	4	91	1

Road Warriors

With a 49-32 record, the White Sox were the best road team in baseball in 2000. The 49 wins tied the 1993 and 1954 Sox for the most in franchise history, while the .605 winning percentage tied the 1993 Sox for fifth in club history. The White Sox went 7-0 on a trip to Cleveland (3-0) and New York (4-0) from June 12-18, the fourth undefeated trip in franchise history (minimum six games). Chicago's 12-game road winning streak from June 4-July 3 was the longest in baseball since Detroit tied a major-league record by winning 17 straight to open the 1984 season. Included in the Sox streak were 10 straight road wins against teams who were .500 or better at the time of the game, making the Sox the only team since 1900 to accomplish that feat (source: Elias Sports Bureau).

JOSH PAUL

27

Given Name: Joshua William Paul

Position: Catcher

Bats: Right

Throws: Right

Height: 6-1

Weight: 200

Opening Day Age: 26

Born: May 19, 1975, Evanston, Ill.

Resides: Buffalo Grove, Ill.

First Pro Contract: White Sox.

Sox Acquisition: Selected in second round, June 1996 free agent draft.

Major League Service: One year, 74 days.

Contract Status: Signed through 2002.



■ **2001:** Hit .365 (19-52) with 15 RBI in 23 games after being recalled from AAA Charlotte on 8/17 compared to .207 (18-87) with three RBI in 34 games during his first stint with the Sox from 4/1-6/30 ... went 8-17 (.471) with three doubles and five runs scored over his final six games to raise his average from .238 to .266 ... made his second consecutive Opening Day roster ... after hitting .375 in April, average dropped to .133 in May and .152 in June ... made 43 starts at catcher (Sox were 20-23) ... threw out 13.9 percent (7-51) of attempted basestealers ... Sox pitchers owned a 4.71 ERA (205 ER/392.0 IP) when he was behind the plate ... caught four of the Sox eight complete games ... hit .292 vs. right-handers and .209 vs. lefties ... hit .500 (6-12) vs. Seattle and .450 (9-20) vs. Detroit ... following the tragic events on 9/11, wore No. 41 on his chest protector in honor of Mark Hindy, a former college teammate at Vanderbilt who was killed in the attacks ... hit a game-winning, two-run double off Andy Pettitte in the sixth inning on 9/20 vs. New York in a game he dedicated to Hindy ... was 4-5 with a double, home run and four RBI on 8/29 at Detroit ... four hits and four RBI were career highs ... hit a three-run homer off C.C. Sabathia on 9/8 at Cleveland ... was optioned to Charlotte on 6/30 ... hit .280 with four home runs and 14 RBI in 22 games with Charlotte ... was on the Knights disabled list from 7/25-8/9 with back spasms.

Monthly Bests

AVG361
	9-10/01
HR	2
	9-10/01
RBI	10
	9-10/01

MAJOR LEAGUE HIGHLIGHTS

- **2000:** Made the White Sox Opening day roster ... was 7-18 (38.9 percent) throwing out opposing baserunners ... Sox pitchers posted a 4.23 ERA (85 ER/180.2 IP) when he was behind the plate ... Sox were 12-8 in his starts ... was on the playoff roster and appeared as a pinch runner in Game 1 of the ALDS vs. Seattle ... caught both of James Baldwin's complete-game victories (5/9 at Boston and 5/20 at Toronto) ... hit his first major-league home run (Mike Mussina) and triple on 4/24 vs. Baltimore, driving in a career-high three runs ... collected a career-high three hits on 4/26 vs. Baltimore, going 3-4 with a triple and two runs scored ... was optioned to Class AAA Charlotte on 5/23 after hitting .258 (16-62) with one home run and six RBI in 24 games with the Sox ... was recalled on 8/31 ... scored the tying run as a pinch runner in the Sox come-from-behind, 9-8 victory on 9/1 vs. Anaheim ... played left field for the first time in his career on 9/25 vs. Cleveland ... played for Carolina in the Puerto Rican Winter League.
- **1999:** Appeared in six games with the Sox after being recalled from Class AA Birmingham on 9/7 ... was 2-4 with his first RBI on 10/2 vs. Minnesota ... collected first major-league hit on 9/14 vs. Detroit (off Matt Anderson) ... made first start at catcher on 9/10 vs. Cleveland ... made debut as a defensive replacement on 9/7 at Anaheim ... was 0-5 throwing out baserunners.

MINOR LEAGUE HIGHLIGHTS

- **2000:** Began the season with the White Sox but was optioned to Class AAA Charlotte on 5/23 ... appeared in 51 games with the Knights before being recalled on 8/31 ... was on the Charlotte disabled list from 7/5-8/3 with a broken finger on his left hand ... also was on the suspended list from 7/1-3 for his role in a brawl with Norfolk.
- **1999:** Was named by *Baseball America* as the Best Defensive Catcher in the organization ... spent most of the season at Class AA Birmingham ... in 25 games from 4/19-5/16, batted .348 (31-89) with eight doubles, one home run, 12 runs scored and 13 RBI ... was on the disabled list from 7/9-27 with a sprained right ankle ... was 38-99 (38.4 percent) throwing out baserunners ... played for Bayamon in the Puerto Rican Winter League, batting .259 (14-54) in 18 games.
- **1998:** Spent the season at Class A Winston-Salem where he set career highs in every offensive category ... finished second in the organization with seven triples and tied for team lead with 20 stolen

bases ... caught 35.5 percent (60-169) of opposing baserunners ... hit .295 four home runs and 17 RBI in July ... posted a .997 fielding percentage (818 PO/118 A/3 E/939 TC) in 123 games ... did not commit an error in 416 total chances from 6/30-9/5.

■ **1997:** Began the season at Birmingham before going on the disabled list on 4/13 with a broken hamate bone in his right wrist ... rehabbed at Rookie Sarasota in July before returning to Birmingham ... hit .300 (30-100) in 29 games after returning on 7/13 ... played for Mesa in Arizona Fall League.

■ **1996:** Was selected as the No. 6 Prospect in the organization in a postseason poll by *Baseball America* ... led Class A Hickory with a .327 average in his first pro season ... earned the organization's Player of the Month honors for August when he hit .387 (41-106) with 10 doubles, four home runs and 19 RBI ... did not go more than two games without a hit all season ... played 21 games in the outfield (no errors) ... homered and drove in five runs on 7/7 at Asheville ... played for Tempe in the Arizona Fall League.

COMMUNITY INVOLVEMENT

■ Among his charitable involvement in 2001, served meals to local children through the Greater Chicago Food Depository, attended the dedication of youth batting cages at West Lawn Park, conducted a skills clinic at the Museum of Science and Industry and signed Sox Appetit Wives Group Cookbooks to raise money for Gilda's Club Chicago ... his wife, Kelly, collected toys during the White Sox and Cubs wives toy drive benefitting Feed The Children.

MISCELLANEOUS/PERSONAL

■ Married Kelly ... played collegiate baseball at Vanderbilt, batting .336 (75-223) with 12 home runs and 46 RBI in 1996 ... was named Second Team All-America in the pre-season by *Baseball America* ... also ranked as No. 28 of the Top 100 College Prospects by *Baseball America* ... was named First Team All-SEC as a sophomore after hitting .388 with 11 home runs, 50 RBI and 25 stolen bases ... was named Most Valuable Player of the 1995 Cape Cod League after hitting .364 for the Cotuit Kettleers ... attended Buffalo Grove (Ill.) High School, where he hit .529 with seven home runs and 31 RBI as a senior.

YEAR	CLUB	AVG	G	AB	R	H	TB	2B	3B	HR	RBI	SH	SF	HB	BB	SO	SB	CS	E
1996	Hickory	.327	59	226	41	74	114	16	0	8	37	3	1	1	21	53	13	4	2
1997	Birmingham	.296	34	115	18	34	42	5	0	1	16	3	0	1	12	25	6	2	3
	Sarasota	.429	5	14	3	6	8	0	1	0	0	1	0	0	1	3	1	0	3
1998	Winston-Salem	.255	123	444	66	113	180	20	7	11	63	7	2	5	38	91	20	8	3
1999	Birmingham	.279	93	319	47	89	126	19	3	4	42	3	4	5	29	68	6	6	5
	WHITE SOX	.222	6	18	2	4	5	1	0	0	1	0	0	0	0	4	0	0	0
2000	WHITE SOX	.282	36	71	15	20	30	3	2	1	8	2	0	1	5	17	1	0	4
	Charlotte	.238	51	168	28	40	59	5	1	4	19	6	1	2	13	38	6	2	2
2001	WHITE SOX	.266	57	139	20	37	57	11	0	3	18	1	1	0	13	25	6	2	6
	Charlotte	.280	22	75	11	21	37	4	0	4	14	1	1	0	7	18	0	0	0
MINOR TOTALS		.277	387	1361	214	377	566	69	12	32	191	24	9	14	121	296	52	22	18
A.L. TOTALS		.268	99	228	37	61	92	15	2	4	27	3	1	1	18	46	7	2	10
M.L. TOTALS		.268	99	228	37	61	92	15	2	4	27	3	1	1	18	46	7	2	10

— Selected by the White Sox in the second round of free agent draft (6/96).

— On Class AA Birmingham disabled list with a broken hamate bone in his right wrist (4/13-7/13/97).

— On Class AA Birmingham disabled list with a sprained right ankle (7/9-27/99).

— On International League suspended list (7/1-3/00).

— On Class AAA Charlotte disabled list with a broken finger on his left hand (7/5-8/3/00).

— On Class AAA Charlotte disabled list with back spasms (7/25-8/9/01).

DIVISION SERIES RECORD

YEAR	CLUB	AVG	G	AB	R	H	TB	2B	3B	HR	RBI	SH	SF	HB	BB	SO	SB	CS	E
2000	SOX vs. Sea.	.000	1	0	0	0	0	0	0	0	0	0	0	0	0	0	0	0	0

Caught Stealing Percentage — Career: 14-74 (18.9); 2001: 7-51 (13.9); 2000: 7-18 (38.9); 1999: 0-5 (0.0)

JOSH PAUL'S STATISTICAL BREAKDOWN

	2001								CAREER							
	AVG	G	AB	H	HR	RBI	BB	SO	AVG	G	AB	H	HR	RBI	BB	SO
Anaheim	.000	3	6	0	0	0	0	0	.000	7	10	0	0	0	0	0
Baltimore	.200	1	5	1	0	0	0	2	.429	4	14	6	1	3	0	4
Boston	—	—	—	—	—	—	—	—	.111	6	9	1	0	0	0	3
Cleveland	.308	7	13	4	1	5	1	2	.222	10	18	4	1	5	1	4
Detroit	.450	8	20	9	1	5	1	3	.387	12	31	12	1	6	1	5
Kansas City	.320	9	25	8	1	4	4	4	.306	13	36	11	1	6	7	5
Minnesota	.200	6	15	3	0	1	1	1	.250	11	24	6	0	2	2	5
New York-AL	.286	5	7	2	0	2	3	2	.162	6	11	2	0	2	3	3
Oakland	.286	4	7	2	0	0	1	0	.333	5	9	3	0	0	2	1
Seattle	.500	4	12	6	0	0	0	2	.438	5	16	7	0	0	0	2
Tampa Bay	.000	1	3	0	0	0	0	2	.182	3	11	2	0	2	0	4
Texas	.286	2	7	2	0	0	2	2	.417	7	12	5	0	0	2	3
Toronto	.000	4	10	0	0	1	0	3	.111	7	18	2	0	1	0	5
Interleague	.000	3	9	0	0	0	0	2	.000	3	9	0	0	0	0	2
Chicago-NL	.000	1	2	0	0	0	0	0	.000	1	2	0	0	0	0	0
Cincinnati	.000	1	4	0	0	0	0	1	.000	1	4	0	0	0	0	1
St. Louis	.000	1	3	0	0	0	0	1	.000	1	3	0	0	0	0	1
Home	.277	30	65	18	0	6	10	8	.304	52	112	34	1	13	11	18
Road	.257	27	74	19	3	12	3	17	.233	47	116	27	3	14	7	28
Day	.246	22	61	15	0	2	5	11	.227	35	88	20	0	3	7	15
Night	.282	35	78	22	3	16	8	14	.293	64	140	41	4	24	11	31
vs. Left	.209	—	43	9	2	12	5	7	.242	—	66	16	2	15	6	14
vs. Right	.292	—	96	28	1	6	8	18	.278	—	162	45	2	12	12	32
Grass	.295	52	122	36	3	17	13	20	.287	88	195	56	4	24	18	37
Turf	.059	5	17	1	0	1	0	5	.152	11	33	5	0	3	0	9
Pre-ASG	.207	34	87	18	0	3	5	18	.228	58	149	34	1	9	10	35
Post ASG	.365	23	52	19	3	15	8	7	.342	41	79	27	3	18	8	11
RISP	.256	—	39	10	2	16	2	9	.279	—	61	17	3	24	3	13
Bases Loaded	.500	—	2	1	0	3	1	0	.333	—	3	1	0	4	1	1
April	.375	9	24	9	0	1	1	5	.361	22	61	22	1	7	2	13
May	.133	14	30	4	0	1	2	5	.127	25	55	7	0	1	8	14
June	.152	11	33	5	0	1	2	8	.152	11	33	5	0	1	2	8
August	.375	6	16	6	1	5	2	2	.375	6	16	6	1	5	2	2
Sept./Oct.	.361	17	36	13	2	10	6	5	.333	35	63	21	2	13	6	9

JOSH PAUL'S CAREER BATTING AT MAJOR LEAGUE PARKS

PARK	AVG	G	AB	R	H	2B	3B	HR	RBI	SB	CS	BB	SO	OBP	SLG
Edison Field	.000	2	4	0	0	0	0	0	0	0	0	0	0	.000	.000
Camden Yards	.200	1	5	0	1	0	0	0	0	0	0	0	2	.200	.200
Fenway Park	.167	3	6	1	1	0	0	0	0	1	0	0	3	.167	.167
Comiskey Park	.304	52	112	19	34	8	2	1	13	5	1	11	18	.363	.438
Jacobs Field	.250	5	4	1	1	0	0	1	3	0	0	0	1	.250	1.000
Comerica Park	.500	5	12	4	6	2	0	1	5	1	0	0	2	.500	.917
Kauffman Stadium	.250	7	24	6	6	1	0	1	3	0	0	3	4	.333	.417
Metrodome	.154	5	13	1	2	1	0	0	1	0	0	0	2	.154	.231
Yankee Stadium	.143	4	7	2	1	1	0	0	0	0	0	3	3	.400	.286
Network Coliseum	.200	2	5	1	1	0	0	0	0	0	0	1	1	.333	.200
SAFECO Field	.500	2	4	0	2	1	0	0	0	0	1	0	0	.500	.750
Tropicana Field	.182	3	11	1	2	1	0	0	2	0	0	0	4	.250	.273
The Ballpark	.333	4	9	1	3	0	0	0	0	0	0	0	2	.333	.333
SkyDome	.111	3	9	0	1	0	0	0	0	0	0	0	3	.111	.111
Busch Stadium	.000	1	3	0	0	0	0	0	0	0	0	0	1	.000	.000

Paul's Career Game Bests

- Hits — 4 (8/29/01 at Det.)
- HR — 1 (four times, last 9/28/01 at K.C.)
- GS — None
- RBI — 4 (8/29/01 at Det.)
- SB — 1 (seven times, last 9/3/01 vs. Cle.)
- Hitting Streak — 3 (three times, last 9/26-30/01)

Paul's Career Fielding — OF

Year, Club	Pct.	G	PO	A	E	TC	DP
1999, Chi.	1.000	6	40	2	0	42	0
2000, Chi.	.974	34	130	17	4	151	5
2001, Chi.	.980	56	267	24	6	297	8
Totals	.980	96	437	43	10	490	8

JON RAUCH

51



Given Name: Jon Erich Rauch
Position: Pitcher
Bats: Right **Throws:** Right
Height: 6-11 **Weight:** 230
Opening Day Age: 23
Born: September 27, 1978, Louisville, Ky.
Resides: Westport, Ky.
First Pro Contract: White Sox.
Sox Acquisition: Selected in the third round, June 1999 First-Year Player Draft.
Major League Service: None.
Contract Status: Signed through 2002.

■ **2001:** Was rated by *Baseball America* as the No. 2 Prospect in the White Sox organization behind outfielder Joe Borchard ... underwent season-ending shoulder surgery on 5/24 ... surgery was performed by Dr. James Andrews in Birmingham, Alabama ... surgery involved repairing a Type 2 achromium, a rotator cuff debridement and a labral repair ... began rehabilitation on 5/28 in Tucson ... went 1-3 with a 5.79 ERA (18 ER/28.0 IP) in six starts for Class AAA Charlotte before the injury ... averaged 8.7 strikeouts (27 SO) and 2.3 walks (7 BB) per 9.0 IP ... posted his first win for the Knights on 5/8 vs. Indianapolis (2 ER/6.0 IP), striking out a season high eight batters ... took part in several weeklong rehabilitation sessions during the offseason at the Chicago Bulls/White Sox Training Academy in Lisle, Ill.

MINOR LEAGUE HIGHLIGHTS

■ At 6-11, is the tallest pitcher in professional baseball history ... is averaging 10.1 strikeouts per 9.0 IP (287 SO/256.2 IP) over three minor-league seasons ... owns a 3.8:1 career strikeout-to-walk ratio (75 BB).

■ **2000:** Was named Minor League Player of the Year by *Baseball America* and *The Sporting News* after going 16-4 with a 2.66 ERA (49 ER/166.0 IP) and 187 strikeouts between Class A Winston-Salem and Class AA Birmingham ... became the second White Sox player (Frank Thomas, 1990) and first Sox pitcher to earn the award ... ranked by *Baseball America* as the No. 1 Prospect in the organization and the Best Pitching Prospect in the Carolina League ... was tabbed a First-Team Minor-League All-Star by the same publication ... finished sixth in the minor leagues in wins and strikeouts and 14th in strikeouts per 9.0 IP (10.2) ... led the organization in strikeouts and wins and was among the top five in winning percentage (2nd), complete games (T2nd), shutouts (T3rd) and ERA (5th) ... limited opponents to a .226 average overall, including a .179 mark at Birmingham ... posted a 3.8:1 strikeout-to-walk ratio (49 BB) ... made 19 quality starts ... recorded seven or more strikeouts 14 times ... was a member of the United States Olympic Gold Medal team at the summer games in Sydney ... went 1-0 with an 0.82 ERA (1 ER/11.0 IP) with 21 strikeouts in two appearances (one start) ... his 21 strikeouts were one shy of the Olympic record (Ben Wallace, 22 in 1992) ... tossed a complete-game, three-hitter with no walks and 13 strikeouts in a win vs. South Africa on 9/18 ... 13 strikeouts were the second-most ever in the Olympics by an American pitcher ... allowed one run on three hits with eight strikeouts over 4.0 IP of relief in loss on 9/23 vs. Cuba ... spent most the season at Winston-Salem, winning 11 of 14 decisions to win the Charles W. Lubin Award ... was leading the CL in strikeouts (124) and wins (11) at time of his promotion to Birmingham ... was selected to the CL midseason All-Star Team ... won 10 consecutive decisions from 4/16-6/16, posting a

Tall Order

At 6-11, right-hander Jon Rauch is the tallest player in club history and would become the tallest in major-league history if he appears in a game. Arizona's Randy Johnson (6-10) was the tallest active player in 2001, 6-10 right-hander Dwayne Jacobs, who pitched in the Sox farm system in 1999, held the distinction as the tallest player in franchise history. The Sox farm system includes 6-7 pitchers Eric Fischer and Rylan Reed.

Olympic Glory

Right-hander Jon Rauch was a member of the United States Olympic Gold Medal team at the 2000 summer games in Sydney, going 1-0 with an 0.82 ERA (1 ER/11.0 IP) with 21 strikeouts in two appearances (one start). His 21 strikeouts were one shy of the Olympic record (Ben Wallace, 22 in 1992). Rauch tossed a complete-game, three-hitter with no walks and 13 strikeouts in a victory vs. South Africa on September 18. The 13 strikeouts were the second-most ever in the Olympics by an American pitcher. He also allowed one run on three hits while recording eight strikeouts over 4.0 IP of relief in loss on 9/23 vs. Cuba.

1.98 ERA (19 ER/86.1 IP) with 94 strikeouts ... was named organization Pitcher of the Week 5/25-31 and 6/8-14 ... was promoted to Birmingham on 7/21 ... tied for second in shutouts (two) in the Southern League despite making only eight starts with Birmingham ... recorded a career-high 14 strikeouts in a two-hit, complete-game shutout victory on 8/29 vs. Huntsville ... also tossed a two-hitter on 7/28 vs. Jacksonville ... was named the organization Player of the Month award for August after going 4-1 with a 2.85 ERA (13 ER/41.0 IP) and 48 strikeouts.

■ **1999:** Spent the majority of the season at Advanced Rookie Bristol ... averaged 10.4 strikeouts per 9.0 IP (66 SO/56.2 IP) and 2.5 walks (16 BB) ... struck out seven batters in his only start at Class A Winston-Salem (6.0 IP) ... was recommended/signed by George Bradley and Larry Grefer.

MISCELLANEOUS/PERSONAL

■ Married Erica ... attended Morehead State ... was a preseason Third-Team All-America selection at Morehead State according to *Baseball America* ... led team with six complete games and 103 strikeouts in 88.0 IP in 1999 ... graduated from Oldham County High School where he played baseball and basketball ... earned All-Region and All-District honors in baseball his senior year ... received First Team All-State Academic honors all four years.

YEAR	CLUB	W-L	PCT	ERA	G	GS	CG	SHO	SV	IP	H	R	ER	HR	HB	BB-I	SO	WP	BK
1999	Bristol	4-4	.500	4.45	14	9	0	0	2	56.2	65	44	28	4	3	16-1	66	6	2
	Winston-Salem	0-0	.000	3.00	1	1	0	0	0	6.0	4	3	2	1	0	3-0	7	1	0
2000	Winston-Salem	11-3	.786	2.86	18	18	1	0	0	110.0	102	49	35	10	5	33-0	124	4	1
	Birmingham	5-1	.833	2.25	8	8	2	2	0	56.0	36	18	14	4	2	16-0	63	2	0
2001	Charlotte	1-3	.250	5.79	6	6	0	0	0	28.0	28	20	18	8	1	7-0	27	1	0
MINOR TOTALS		21-11	.656	3.40	47	42	3	2	2	256.2	235	134	97	27	11	75-1	287	14	3

— Selected by the White Sox in the third round of the First-Year Player draft (6/99).

— On Class AA Birmingham temporary inactive list (8/30-9/26/00).

— On Class AAA Charlotte disabled list with soreness in his right shoulder (4/9-22/01).

— On Class AAA Charlotte disabled list with a torn right labrum (5/14-remainder of season).

White Sox Minor League Players Of The Year

The White Sox feature four players in the organization who have been named the Minor League Player of the Year. Jon Rauch received the honor from both *Baseball America* and *The Sporting News* in 2000 after going 16-4 with a 2.66 ERA (49 ER/166.0 IP) and 187 strikeouts in 26 starts between Class A Winston-Salem and Class AA Birmingham. The 6-11 right-hander joins Sandy Alomar Jr. (1988-89), Frank Thomas (1990) and Paul Konerko (97) as recipients of the award. Alomar Jr. was tabbed by *The Sporting News* at Class AAA Las Vegas (San Diego) in 1988 and again by *Baseball America* and *The Sporting News* at Las Vegas the following season. Thomas was honored by *Baseball America* at Birmingham in 1990, while Konerko was cited by *Baseball America*, *Baseball Weekly* and *Howe SportsData* at Class AAA Albuquerque (Los Angeles) in 1997.

TODD RITCHIE

48

Given Name: Todd Everett Ritchie

Position: Pitcher

Bats: Right

Throws: Right

Height: 6-3

Weight: 210

Opening Day Age: 30

Born: November 7, 1971, Portsmouth, Va.

Resides: Kerens, Texas

First Pro Contract: Minnesota Twins, selected in the first round (12th overall), June 1990 free agent draft.

Sox Acquisition: Obtained from the Pittsburgh Pirates with catcher Lee Evans in exchange for pitchers Josh Fogg, Sean Lowe and Kip Wells, December 13, 2001.

Major League Service: Four years, 57 days.

Contract Status: Signed through 2002.



PLAYERS

■ **2001:** Established career highs in starts (33), complete games (four), shutouts (two) and IP (207.1 IP) and tied his career best in strikeouts (124) ... was 0-8 with a 5.15 ERA (41 ER/71.2 IP) over his first 12 starts through 6/6 but went 11-7 with a 4.11 ERA (62 ER/135.2 IP) over his final 21 starts ... became the first pitcher in Pirates history to begin a season 0-8 ... received just 3.69 runs of support per 9.0 IP, the third-lowest total in the National League (fourth-lowest in baseball) ... tied for fourth in the NL with four complete games ... won five straight decisions from 6/12-7/13, the first Pirates pitcher since Denny Neagle in 1995 to accomplish that feat ... compiled a 1.49 ERA (6 ER/36.1 IP) during the winning streak, lowering his season ERA from 5.15 to 3.92 ... was named NL Pitcher of the Week for 6/11-17 after going 2-0 with a 0.53 ERA (1 ER/17.0 IP) in two starts ... went 3-1 with a 1.64 ERA (6 ER/33.0 IP) in five interleague starts ... posted first win on 6/12 at Detroit ... Pirates scored nine runs in the fourth inning of that game after scoring just nine in his previous seven starts combined ... tossed a four-hit shutout in a 1-0 win on 6/17 vs. Cleveland ... pitched a one-hitter on 7/13 vs. Kansas City (1-0 win), coming within two outs of throwing the eighth no-hitter in Pirates history ... Luis Alcega singled to end his bid ... Pirates went 11-22 in his starts ... lasted at least 6.0 IP in 22 of his 33 starts ... was 8-4 with a 3.47 ERA at home, including 8-1 with a 2.24 ERA (20 ER/80.1 IP) over his final 11 starts at PNC Park ... made first career Opening Day start on 4/3 at Cincinnati, allowing three runs over 6.0 IP in a loss ... also started and lost the inaugural game at PNC Park on 4/9 vs. Cincinnati (3 ER/5.1 IP) ... allowed career-high 10 runs (eight earned) in loss vs. St. Louis on 5/17 ... tossed complete-game five-hitter on 5/25 at Atlanta but lost a 1-0 decision to Greg Maddux ... lasted just 1.2 IP on 8/19 at Houston, his shortest career start ... earned final win on 9/5 vs. Milwaukee, throwing his fourth complete game of the season ... dropped four of his last five decisions, including his final three starts ... batted .153 (9-59) with two doubles and three RBI.

Lowest Run Support Per 9.0 IP In The Major Leagues In 2001

Player, Club	Runs/9.0 IP
Glendon Rusch, NY-NL	3.27 (65/179.0)
Ismael Valdes, ANA	3.35 (61/163.2)
Brad Penny, FLA	3.69 (84/205.0)
Todd Ritchie, PIT	3.69 (85/207.1)
Jimmy Haynes, MIL	3.75 (72/172.2)

MAJOR LEAGUE HIGHLIGHTS

■ **Career:** Is 35-32 with a 4.29 ERA (270 ER/566.2 IP) since 1999 ... has averaged 189.0 IP and 118 strikeouts in that span ... is 6-2 with a 2.90 ERA (26 ER/80.2 IP) lifetime in interleague play.

■ **2000:** Set then career highs in starts (31), IP (187.0) and strikeouts (124) ... lasted at least 6.0 IP in 21 of his 31 starts, including eight of his last 11 ... yielded a team-high 26 home runs, including 19 in the first inning ... Pirates went 17-14 in his starts ... led Pirates pitchers with a .217 (13-60) average ... recorded his first career shutout in a three-hitter on 6/27 vs. the Cubs ... struck out season-high eight over 7.2 IP on 4/25 vs. San Diego ... lasted a career-low 2.1 IP on 7/18 at Los Angeles ... matched his career best with two hits on 4/25 vs. San Diego ... was on the 15-day disabled list from 7/24-8/11 with a strained right lateral dorsi muscle ... signed a two-year contract extension on 5/29.

■ **1999:** Led the Pirates with a career-high 15 wins and a 3.49 ERA ... his 15 wins were the most by a Pittsburgh pitcher since Doug Drabek went 15-11 in 1992, and his 3.49 ERA ranked sixth in the National League ... contract was purchased from Class AAA Nashville on 4/12 ... went 9-3 with a 2.75 ERA (30 ER/98.1 IP) over his final 14 starts ... lasted at least 6.0 IP in 20 of 26 starts and 7.0 IP 13 times ... was 10-2 with one no decision when he went at least 7.0 IP ... Pirates were 17-9 in his starts ... made six starts that lasted 2:13 or shorter, including a 1:48 contest on 8/4 vs. Atlanta, the quickest game in the major

leagues in 1999 ... made his first major-league start on 4/18 at Cincinnati, allowing one earned run over 6.1 IP of a no decision ... went 2-2 in that game, collecting his first career hit with a single off Steve Avery ... made final relief appearance on 4/28 at Atlanta ... posted first major-league complete game (10th start) in an 11-1 victory at Los Angeles on 6/15 ... threw 8.0 scoreless IP on 8/15 at Houston, combining with Mike Williams on a 2-0 shutout ... complained of a sore shoulder after winning his 12th game on 8/20 vs. Arizona ... was on the 15-day disabled list from 8/21-9/5 with tendinitis in his right rotator cuff ... won his final three starts ... tossed his second complete game on 9/22 vs. Houston, striking out a career-high 10 batters.

■ **1998:** Began the season with Minnesota, making one relief appearance before he was designated for assignment on 4/5 ... was assigned to Class AAA Salt Lake ... was recalled on 8/7 and spent the rest of the season with the Twins ... went a season-high 4.0 IP on 8/11 at New York ... did not allow an earned run over his final seven appearances (9.0 IP) from 9/4-23.

■ **1997:** Spent the entire season with Minnesota ... ranked sixth among American League rookies with 42 appearances ... earned the win in his major-league debut on 4/3 vs. Detroit, allowing no run in 3.0 IP ... recorded a decision in five of his first 10 appearances but none in his final 32 ... worked a career-high 6.1 IP in relief on 8/5 vs. Toronto ... led Twins and tied for seventh in the AL with 11 wild pitches.

MINOR LEAGUE HIGHLIGHTS

■ **1999:** Made one appearance at Class AAA Nashville before contract was purchased by the Pirates on 4/12.

■ **1998:** Made 36 relief appearances with Class AAA Salt Lake in the Minnesota organization ... averaged 9.2 strikeouts per 9.0 IP (62 SO/60.2 IP).

■ **1996:** Spent time at both Class AA New Britain and Salt Lake, combining to go 3-11 with a 5.45 ERA (65 ER/107.1 IP) ... began the season in New Britain's starting rotation, going 3-4 with a 5.37 ERA in 10 starts before moving to the bullpen on 5/31 ... was 0-3 with a 5.63 ERA in 19 relief outings ... allowed six home runs in his first 34.1 IP but did not allow a homer in his final 48.1 IP ... was promoted to Salt Lake on 7/22 ... pitched for Scottsdale in the Arizona Fall League, going 5-1 with a league-best 2.57 ERA (10 ER/35.0 IP) in 14 games.

■ **1995:** Spent the entire campaign with New Britain ... lasted into the seventh inning in six of his final seven starts.

■ **1994:** Was limited by shoulder problems to four starts at Class AA Nashville ... left his fourth start on 4/27 at Memphis after the first inning with a sore right shoulder ... spent the rest of the season on the disabled list ... underwent surgery on 5/24 in Birmingham in a procedure performed by Dr. James Andrews.

■ **1993:** Spent the season at Nashville ... was 3-2 with a 2.82 ERA in 10 starts and 0-0 with a 22.50 ERA (5 ER/2.0 IP) in relief ... won his first two starts and was 3-1 over his first five starts ... was on the disabled list from 6/24-7/9 with tenderness in his right shoulder ... relief appearance on 7/9 ended a string of 69 consecutive starts ... pitched for Tempe in the Arizona Fall League.

■ **1992:** Tied for the California League lead with 28 starts at Class A Visalia ... led the Twins organization in IP (172.2) and ranked third in wins (11) and strikeouts (129) ... was named by *Baseball America* as the No. 1 Pitching Prospect and No. 3 Prospect overall in the Minnesota organization ... won his final six regular-season decisions ... recorded the first of his three complete games on 4/25 vs. Bakersfield and his first professional shutout on 7/25 at Palm Springs, a four-hitter with 12 strikeouts ... went 2-0 with a 1.29 ERA (2 ER/14.0 IP) in the CL playoffs.

■ **1991:** Led Class A Kenosha with 101 strikeouts and was second with 21 starts ... was rated the No. 2 Prospect in the Midwest League by *Baseball America* ... went 2-0 with a 0.38 ERA (1 ER/24.0 IP) in his first four starts ... was placed on disabled list on 8/19 with lower back pain and missed rest of the season.

■ **1990:** Spent first professional season with Advanced Rookie Elizabethton ... ranked second in the Appalachian League in ERA (1.94) and opponents average (.198) ... was ranked by *Baseball America* as the No. 1 Prospect in the APPY ... named the Twins Minor League Pitcher of the Month for August ... allowed one run on two hits over 5.0 IP in his pro debut on 6/24 vs. Johnson City but received a no decision ... struck out 11 batters over 8.0 IP on 8/12 vs. Bristol ... was signed by Twins scout Marty Esposito.

MISCELLANEOUS/PERSONAL

■ Married, his wife's name is Kristi ... has three daughters: Karley, Kyndall and Kamdyn ... graduated in 1990 from Duncanville (Texas) High School, where he played baseball, football and basketball ... went 15-1 with a 0.69 ERA as a senior ... recorded a 1-0 win over Todd Van Poppel, a fellow first-round draft choice in 1990, in their only high school matchup during the 1990 Texas Class 5-A state semifinals ... hit game-winning home run off Andy Pettitte in the ninth inning of the 1990 state championship game.

Monthly Bests

Wins	4
	twice, last 6/01
ERA	2.37
	8/99
SO	27
	7/99

YEAR	CLUB	W-L	PCT	ERA	G	GS	CG	SHO	SV	IP	H	R	ER	HR	HB	BB-I	SO	WP	BK
1990	Elizabethton	5-2	.714	1.94	11	11	1	0	0	65.0	45	22	14	5	6	24-0	49	2	3
1991	Kenosha	7-6	.538	3.55	21	21	0	0	0	116.2	113	53	46	3	7	50-0	101	10	1
1992	Visalia	11-9	.550	5.06	28	#28	3	1	0	172.2	193	113	97	13	7	65-2	129	16	1
1993	Nashville	3-2	.600	3.66	12	10	0	0	0	46.2	46	21	19	2	0	15-0	41	6	1
1994	Nashville	0-2	.000	4.24	4	4	0	0	0	17.0	24	10	8	1	0	7-0	9	2	0
1995	New Britain	4-9	.308	5.73	24	21	0	0	0	113.0	135	78	72	12	6	54-0	60	8	0
1996	New Britain	3-7	.300	5.44	29	10	0	0	4	82.2	101	55	50	6	5	30-1	53	4	0
	Salt Lake	0-4	.000	5.47	16	0	0	0	0	24.2	27	15	15	5	1	11-0	19	4	0
1997	MINNESOTA	2-3	.400	4.58	42	0	0	0	0	74.2	87	41	38	11	2	28-0	44	11	0
1998	MINNESOTA	0-0	.000	5.63	15	0	0	0	0	24.0	30	17	15	1	0	9-0	21	3	0
	Salt Lake	1-3	.250	4.15	36	0	0	0	4	60.2	55	38	28	5	4	31-3	62	2	0
1999	Nashville	0-0	.000	1.80	1	1	0	0	0	5.0	6	1	1	0	0	1-0	2	0	0
	PITTSBURGH	15-9	.625	3.50	28	26	2	0	0	172.1	169	79	67	17	4	54-3	107	7	0
2000	PITTSBURGH	9-8	.529	4.81	31	31	1	1	0	187.0	208	111	100	26	3	51-1	124	5	1
2001	PITTSBURGH	11-15	.423	4.47	33	33	4	2	0	207.1	211	118	103	23	7	52-7	124	7	0
MINOR TOTALS		34-44	.436	4.47	182	106	4	1	4	704.0	745	406	350	52	36	288-6	525	54	6
N.L. TOTALS		35-32	.522	4.29	92	90	7	3	0	566.2	588	308	270	66	14	157-11	355	19	1
A.L. TOTALS		2-3	.400	4.83	57	0	0	0	0	98.2	117	58	53	12	2	37-0	65	14	0
M.L. TOTALS		37-35	.514	4.37	149	90	7	3	0	665.1	705	366	323	78	16	194-11	420	33	1

#Tied For League Lead

YEAR	CLUB	AVG	G	AB	R	H	TB	2B	3B	HR	RBI	SH	SF	HB	BB	SO	SB	CS	E
2001	PITTSBURGH	.153	30	59	1	9	11	2	0	0	3	8	0	0	3	27	0	0	2
M.L. TOTALS		.183	146	174	8	30	35	3	0	0	3	10	0	0	3	39	0	0	1

- Selected by Minnesota in the first round (12th overall) of free agent draft (6/90).
- On Class A Kenosha disabled list with lower back pain (8/19/91-remainder of season).
- On Class AA Nashville disabled list with soreness in right shoulder (6/24-7/9/93).
- On Class AA Nashville disabled list soreness in right shoulder (4/28/94-remainder of season).
- Signed by Pittsburgh as a free agent (11/8/98).
- On Pittsburgh disabled list with tendinitis in his right rotator cuff (8/21-9/5/99).
- On Pittsburgh disabled list with a strained right lateral dorsi muscle (7/24-8/11/00).
- Traded by Pittsburgh with Lee Evans to the White Sox in exchange for Josh Fogg, Sean Lowe and Kip Wells (12/13/01).

TODD RITCHIE'S CAREER PITCHING AT MAJOR LEAGUE PARKS

PARK	ERA	W	L	SV	OPP	G	GS	IP	H	R	ER	HR	TBB	SO
Edison Field	0.00	0	0	0	0	1	0	1.0	0	0	0	0	0	0
Camden Yards	0.00	0	0	0	0	1	0	0.2	1	0	0	0	1	0
Fenway Park	18.00	0	0	0	0	3	0	4.0	11	9	8	2	4	4
Comiskey Park	5.63	0	1	0	0	2	1	8.0	13	9	5	3	1	7
Jacobs Field	2.19	0	0	0	0	4	1	12.1	8	3	3	1	6	6
Comerica Park	1.13	1	0	0	0	1	1	8.0	5	1	1	0	2	6
Tiger Stadium	10.80	0	2	0	1	3	1	6.2	11	9	8	2	1	3
Kauffman Stadium	0.00	1	0	0	0	2	0	3.1	0	0	0	0	4	3
Metrodome	3.92	2	0	0	0	30	1	59.2	64	27	26	9	13	40
Yankee Stadium	3.60	0	0	0	0	2	0	5.0	6	2	2	0	0	3
Network Coliseum	0.00	0	0	0	0	1	0	2.0	1	0	0	0	1	1
Tropicana Field	8.10	0	0	0	0	1	0	3.1	5	3	3	0	1	5
The Ballpark	4.70	0	0	0	0	5	0	7.2	11	6	4	1	3	5
SkyDome	10.13	0	1	0	0	2	0	2.2	5	3	3	0	1	1
Bank One Ballpark	2.84	0	0	0	0	2	2	12.2	12	4	4	3	3	9
Turner Field	1.89	0	2	0	0	3	2	16.0	13	3	3	0	4	8
Wrigley Field	5.82	1	1	0	0	5	3	21.2	34	15	14	4	9	13
Cinergy Field	4.46	2	3	0	0	6	6	34.1	35	18	17	1	15	19
Coors Field	5.54	1	0	0	0	2	2	13.0	15	8	8	2	5	4
Pro Player Stadium	3.79	2	1	0	0	3	3	19.0	21	9	8	1	3	8
Astrodome	3.97	1	1	0	0	2	2	11.1	13	8	5	0	6	7
Enron Field	37.80	0	1	0	0	1	1	1.2	6	7	7	1	2	1
Dodger Stadium	6.88	1	1	0	0	3	3	17.0	23	13	13	0	7	10
County Stadium	5.68	1	1	0	0	4	3	19.0	22	13	12	2	6	15
Miller Park	1.69	0	0	0	0	1	1	5.1	5	3	1	1	2	6
Olympic Stadium	3.27	0	2	0	0	2	2	11.0	12	10	4	2	3	5
Shea Stadium	3.21	0	1	0	0	2	2	14.0	9	5	5	4	4	9
Veterans Stadium	11.00	0	1	0	0	2	2	9.0	17	11	11	3	2	3
PNC Park	3.47	8	4	0	0	16	16	109.0	96	48	42	9	15	70
Three Rivers Stadium	3.80	14	7	0	0	30	29	194.1	188	94	82	22	54	133
Busch Stadium	5.32	1	3	0	0	4	4	22.0	24	14	13	4	11	9
Qualcomm Stadium	6.97	1	1	0	0	2	2	10.1	16	8	8	1	4	6

TODD RITCHIE'S STATISTICAL BREAKDOWN

PLAYERS

	2001									CAREER								
	ERA	W-L	SV	IP	H	ER	BB	SO		ERA	W-L	SV	IP	H	ER	BB	SO	
Anaheim	—	—	—	—	—	—	—	—		0.00	0-0	0	2.1	1	0	1	0	
Baltimore	—	—	—	—	—	—	—	—		6.35	0-0	0	5.2	7	4	3	2	
Boston	—	—	—	—	—	—	—	—		17.05	0-0	0	6.1	15	12	5	6	
Chicago-AL	6.43	0-1	0	7.0	12	5	0	6		5.06	0-1	0	10.2	15	6	1	9	
Cleveland	0.00	1-0	0	9.0	4	0	2	5		1.98	1-0	0	26.0	15	4	8	14	
Detroit	1.13	1-0	0	8.0	5	1	2	6		4.21	3-2	0	25.2	24	12	5	18	
Kansas City	0.00	1-0	0	9.0	1	0	0	6		1.13	3-0	0	24.0	8	3	6	18	
Minnesota	—	—	—	—	—	—	—	—		2.08	1-0	0	13.0	12	3	5	10	
New York-AL	—	—	—	—	—	—	—	—		2.61	0-0	0	10.1	12	3	1	5	
Oakland	—	—	—	—	—	—	—	—		1.29	0-0	0	7.0	5	1	3	2	
Seattle	—	—	—	—	—	—	—	—		11.57	0-1	0	7.0	14	9	3	12	
Tampa Bay	—	—	—	—	—	—	—	—		8.10	0-0	0	3.1	5	3	1	5	
Texas	—	—	—	—	—	—	—	—		3.86	0-0	0	9.1	13	4	3	7	
Toronto	—	—	—	—	—	—	—	—		6.30	0-1	0	10.0	13	7	4	4	
Interleague	1.64	3-1	0	33.0	22	6	4	23		2.90	6-2	0	80.2	70	26	18	55	
Arizona	4.05	0-0	0	6.2	8	3	3	6		3.75	1-0	0	24.0	24	10	3	15	
Atlanta	4.05	0-2	0	13.1	11	6	2	10		3.63	1-3	0	34.2	32	14	8	22	
Chicago-NL	5.96	0-1	0	22.2	30	15	7	11		3.55	4-1	0	58.1	64	23	16	35	
Cincinnati	5.57	1-3	0	21.0	22	13	11	8		3.95	4-6	0	68.1	69	30	23	39	
Colorado	3.24	1-0	0	8.1	9	3	1	2		4.74	2-0	0	19.0	19	10	8	5	
Florida	7.50	0-1	0	6.0	8	5	0	2		3.96	2-1	0	25.0	28	11	4	12	
Houston	4.50	2-1	0	18.0	21	9	3	12		3.86	5-2	0	44.1	45	19	16	33	
Los Angeles	8.18	1-1	0	11.0	17	10	4	7		6.14	3-1	0	36.2	51	25	10	26	
Milwaukee	0.84	2-0	0	21.1	11	2	2	18		2.93	3-2	0	43.0	36	14	8	34	
Montreal	6.00	1-0	0	6.0	7	4	1	5		3.75	1-2	0	24.0	25	10	5	11	
New York-NL	3.00	0-1	0	12.0	9	4	3	10		4.91	0-1	0	22.0	17	12	7	17	
Philadelphia	—	—	—	—	—	—	—	—		6.65	1-2	0	23.0	31	17	4	11	
Pittsburgh	—	—	—	—	—	—	—	—		9.00	0-0	0	1.0	3	1	0	0	
St. Louis	7.43	0-4	0	23.0	31	19	10	9		6.60	1-7	0	46.1	60	34	21	23	
San Diego	—	—	—	—	—	—	—	—		5.48	1-2	0	23.0	31	14	6	18	
San Francisco	7.20	0-0	0	5.0	5	4	1	1		6.00	0-0	0	12.0	11	8	6	7	
Home	3.47	8-4	0	109.0	96	42	15	70		3.74	23-11	0	356.0	343	148	81	239	
Road	5.58	3-11	0	98.1	115	61	37	54		5.09	14-24	0	309.1	362	175	113	181	
Day	3.22	3-3	0	50.1	49	18	9	32		5.15	9-13	0	183.2	214	105	62	116	
Night	4.87	8-12	0	157.0	162	85	43	92		4.07	28-22	0	481.2	491	218	132	304	
Grass	4.47	11-15	0	207.1	211	103	52	124		4.54	19-21	0	355.0	378	179	108	212	
Turf	—	—	—	—	—	—	—	—		4.18	18-14	0	310.1	327	144	86	208	
Pre-ASG	4.07	5-9	0	115.0	108	52	30	88		4.23	21-23	0	355.2	363	167	116	217	
Post ASG	4.97	6-6	0	92.1	103	51	22	56		4.53	16-12	0	309.2	342	156	78	203	
April	4.60	0-3	0	29.1	29	15	12	17		3.32	3-7	0	86.2	86	32	29	55	
May	4.65	0-3	0	31.0	31	16	10	17		5.42	5-8	0	103.0	112	62	48	59	
June	3.27	4-2	0	41.1	33	15	6	28		4.06	9-6	0	119.2	115	54	27	77	
July	3.98	3-2	0	40.2	41	18	5	21		4.34	6-5	0	118.1	129	57	26	74	
August	6.68	3-2	0	33.2	50	25	12	20		5.23	7-4	0	117.0	140	68	34	69	
Sept./Oct.	4.02	1-3	0	31.1	27	14	7	21		3.73	7-5	0	120.2	123	50	30	86	
Starter	4.47	11-15	0	207.1	211	103	52	124		4.30	35-31	0	565.0	586	270	157	354	
Reliever	—	—	—	—	—	—	—	—		4.75	2-4	0	100.1	119	53	37	66	

Ritchie's Career Game Bests

- SO, Starter — 10 (8/2/99 vs. Hou, 9.0 IP)
- SO, Reliever — 5 (twice, last 8/27/98 at T.B., 3.1 IP)
- BB, Starter — 0 (twice, last 9/5/01 vs. Mil.)
- BB, Reliever — 0 (twice, last 8/11/98 at N.Y., -AL)
- Hits, Starter — 1 (7/13/01 vs. K.C., 9.0 IP)
- Hits, Reliever — 0 (9/17/97 vs. Cle., 1.2 IP)
- IP, Starter — 9.0 (six times, last 9/5/01 vs. Mil.)
- IP, Reliever — 6.1 (8/5/97 vs. Tor.)
- CG — 7 (last 9/5/01 vs. Mil.)
- SHO — 3 (last 7/13/01 vs. K.C.)
- Win Streak — 5 games (6/12-7/13/01)

Ritchie's Career Fielding — P

Year, Club	Pct.	G	PO	A	E	TC	DP
1997, Min.	1.000	42	3	10	0	13	1
1998, Min.	—	15	0	0	0	0	0
1999, Pit.	1.000	28	9	25	0	34	0
2000, Pit.	.977	31	8	35	1	44	2
2001, Pit.	.955	33	11	31	2	44	3
Totals	.978	149	31	101	3	135	6

AARON ROWAND

44

Given Name: Aaron Ryan Rowand

Position: Outfielder

Bats: Right

Throws: Right

Height: 6-1

Weight: 200

Opening Day Age: 24

Born: August 29, 1977, Portland, Ore.

Resides: Glendora, Calif.

First Pro Contract: White Sox.

Sox Acquisition: Selected with a sandwich pick between the first and second rounds (35th overall), June 1998 First-Year Player Draft.

Major League Service: 93 days.

Contract Status: Signed through 2002.



PLAYERS

■ **2001:** His .293 average (minimum 148 PA) ranked fourth among American League rookies behind Seattle's Ichiro Suzuki (.350), Anaheim's Shawn Wooten (.312) and Tampa Bay's Toby Hall (.298) ... was named by *Baseball America* as the No. 10 Prospect in the Sox organization ... began the season at Class AAA Charlotte ... was recalled on 6/15 ... hit .301 (22-73) with three home runs over his final 41 games ... made his major-league debut as a pinch-hitter on 6/16 at St. Louis ... made his first career start (left field) on 6/19 vs. Kansas City, going 1-4 ... first career hit came in the seventh inning off Tony Cogan ... started 34 games, including 29 in center field, four in right and one in left ... hit .316 as the center fielder ... appeared as a defensive replacement 43 times ... batted in every spot in the order except leadoff ... was a .344 (11-32) hitter from the No. 2 slot ... was 2-9 (.222) in his first stint with the Sox from 6/15-20 ... was optioned to Charlotte on 6/21 but recalled on 7/7 ... was bothered by soreness in the AC joint of his right shoulder for much of the final two months ... suffered the injury running into the center field wall while making a catch on 8/6 vs. Tampa Bay ... batted .309 (17-55) vs. right-handers ... hit .333 in July and .321 with three home runs and 13 RBI in August ... started 20 times (19 in center) in 32 games from 7/18-8/20 ... was successful on five of six stolen base attempts ... hit .583 (7-12) with four RBI in three games vs. Boston ... collected a career-high four hits on 7/21 vs. the Red Sox, going 4-5 with two RBI in a FOX national telecast ... was 2-3 with his first career home run (off Jason Schmidt) and first career multihit game on 7/7 vs. Pittsburgh ... welcomed the birth of his first daughter (Tatum) on 8/9 ... homered in three of four games from 8/4-8, including back-to-back on 8/4-5 ... his running catch into the wall in the sixth inning on 8/3 vs. Tampa Bay continued Mark Buehrle's no-hitter ... Buehrle settled for a complete-game one-hitter ... recorded his first outfield assist on 7/24 vs. Cleveland, throwing out Wil Cordero at the plate ... was named the Charles W. Lubin Award winner at Class AAA Charlotte, the second time in three years he has received the award (Class A in 1999) ... hit .304 with 11 home runs and 33 RBI in 65 games for the Knights ... ranked among the International League leaders in average, hits, doubles (23), extra-base hits (34) and runs scored (40) at the time of his promotion on 6/15 ... was named to the IL All-Star Team but did not play following his promotion to the White Sox ... batted .333 (6-18) with three doubles and four RBI in spring training.

Top AL Rookie Hitters In 2001 (min. 148 PA)

Player, Club	AVG
Ichiro Suzuki, SEA	.350
Shawn Wooten, ANA	.312
Toby Hall, TB	.298
Aaron Rowand, SOX	.293
David Eckstein, ANA	.285

MINOR LEAGUE HIGHLIGHTS

■ **2000:** Was named as the No. 8 Prospect in the White Sox organization in a postseason poll by *Baseball America* ... was cited by the same publication as the No. 20 Prospect and as having the Best Outfield Arm in the Southern League ... finished fifth among all Class AA players in RBI (98) in his first season at Birmingham ... led the SL in RBI, ranked second in outfield assists (18), fourth in runs scored (80) and tied for fourth in home runs (20) ... was selected to the SL midseason and postseason All-Star teams ... ranked among the organizational leaders in nine of 13 offensive categories ... posted 35 multihit and 25 multiRBI games ... led team in games played (139), triples (five) and RBI while finishing second in runs scored (80), hits (137), total bases (233), doubles (26), home runs, hit-by-pitches (14) and stolen bases (22) ... hit two home runs, including a grand slam, with six RBI on 7/20 at Mobile ... compiled a 10-game hitting streak from 5/18-27 and a 12-game streak from 6/11-25 ... played for Caguas in the Puerto Rican Winter League, batting .297 (44-148) with three home runs and 14 RBI.

■ **1999:** Was named by *Baseball America* as the Carolina League's Best Batting Prospect and No. 9 Prospect overall ... was cited by the same publication as Best Power Hitter and Best Outfield Arm in the organization ... led the CL in extra-base hits (64), tied for the league lead in runs scored (96), ranked second in home runs (24) and doubles (37), third in hits (143), tied for third in slugging percentage (.504) and tied for fourth in RBI (88) at Class A Winston-Salem ... ranked among the organizational leaders in each category ... led the team in total bases (258) and extra-base hits and tied for the lead in runs ... was named the Charles W. Lubin Award winner at Winston-Salem ... was named to the CL postseason All-Star Team ... was named CL Batter of the Week for 6/17-23 leading into the All-Star Break ... hit .365 with 11 home runs, 33 RBI and 33 runs scored over a 37-game stretch from 5/24-7/5 ... compiled a 12-game hitting streak from 6/1-12 ... drove in five runs on 4/27 at Salem ... played for Mesa in the Arizona Fall League, batting .309 (34-110) with five home runs and 23 RBI to help the Solar Sox win the championship.

■ **1998:** Made pro debut at Class A Hickory, where he batted .342 in 61 games ... led team in on-base percentage (.413) and average and ranked second in triples (three) and slugging percentage (.500) ... had eight RBI in four games from 7/12-15 ... posted a nine-game hitting streak from 7/11-19 to improve his average from .309 to .342 ... was recommended/signed by Ed Pebley and Ed Crosby.

MISCELLANEOUS/PERSONAL

■ Married Marianne ... has one daughter: Tatum ... attended Cal State-Fullerton ... was a First-Team All-Big West Conference selection as a junior in 1998 ... batted .372 with 16 home runs and 72 RBI ... led team in at-bats (242), hits (90), doubles (27), home runs, RBI, slugging percentage (.909) and stolen bases (15) ... third-team All-America by NCBWA ... was a career .345 hitter with 23 home runs and 121 RBI ... originally chosen by the New York Mets in 1995 but opted to attend college.

YEAR	CLUB	AVG	G	AB	R	H	TB	2B	3B	HR	RBI	SH	SF	HB	BB	SO	SB	CS	E
1998	Hickory	.342	61	222	42	76	110	13	3	5	32	5	2	6	21	36	7	3	3
1999	Winston-Salem	.279	133	512	#96	143	258	37	3	24	88	2	5	13	33	94	15	10	5
2000	Birmingham	.258	139	532	80	137	233	26	5	20	'98	4	4	14	38	117	22	7	8
2001	Charlotte	.295	82	329	54	97	173	28	0	16	48	2	1	9	21	47	8	2	6
	WHITE SOX	.293	63	123	21	36	53	5	0	4	20	5	1	4	15	28	5	1	1
MINOR TOTALS		.284	415	1595	272	453	774	104	11	65	266	13	12	42	113	294	52	22	22
A.L. TOTALS		.293	63	123	21	36	53	5	0	4	20	5	1	4	15	28	5	1	1
M.L. TOTALS		.293	63	123	21	36	53	5	0	4	20	5	1	4	15	28	5	1	1

*Led League #Tied For League Lead

— Selected by the White Sox with a sandwich pick between the first and second rounds (35th overall) of First-Year Player Draft (6/98).

AARON ROWAND'S CAREER BATTING AT MAJOR LEAGUE PARKS

PARK	AVG	G	AB	R	H	2B	3B	HR	RBI	SB	CS	BB	SO	OBP	SLG
Edison Field	.400	1	5	3	2	0	0	1	2	0	0	0	0	.400	1.000
Fenway Park	.250	1	4	2	1	0	0	0	0	1	0	1	0	.400	.250
Comiskey Park	.294	29	68	12	20	2	0	3	15	2	1	10	15	.402	.456
Jacobs Field	.154	8	13	1	2	1	0	0	0	0	0	1	5	.214	.231
Comerica Park	.400	2	5	1	2	0	0	0	1	1	0	0	1	.400	.400
Kauffman Stadium	.417	6	12	2	5	2	0	0	1	1	0	0	3	.462	.583
Metrodome	.000	2	1	0	0	0	0	0	0	0	0	0	0	.000	.000
Yankee Stadium	.333	3	9	0	3	0	0	0	0	0	0	2	3	.455	.333
SAFECO Field	—	1	0	0	0	0	0	0	0	0	0	0	0	—	—
Tropicana Field	.250	3	4	0	1	0	0	0	1	0	0	0	1	.250	.250
Wrigley Field	—	2	0	0	0	0	0	0	0	0	0	0	0	—	—
Miller Park	.000	3	1	0	0	0	0	0	0	0	0	0	0	.000	.000
Busch Stadium	.000	2	1	0	0	0	0	0	0	0	0	1	0	.500	.000

Rowand's Career Game Bests

Hits — 4 (7/21/01 vs. Boston)
HR — 1 (four times, last 8/3/01 at Ana.)
GS — None
RBI — 3 (8/4/01 vs. T.B.)
SB — 1 (five times, last 9/30/01 at K.C.)
Hitting Streak — 6 games (8/18-29/01)

Rowand's Career Fielding — OF

Year, Club	Pct.	G	PO	A	E	TC	DP
2001, Chi.	.991	77	103	3	1	107	0
Totals	.991	77	103	3	1	107	0

AARON ROWAND'S STATISTICAL BREAKDOWN

	2001								CAREER							
	AVG	G	AB	H	HR	RBI	BB	SO	AVG	G	AB	H	HR	RBI	BB	SO
Anaheim	.400	1	5	2	1	2	0	0	.400	1	5	2	1	2	0	0
Baltimore	—	—	—	—	—	—	—	—	—	—	—	—	—	—	—	—
Boston	.583	3	12	7	0	4	4	1	.583	3	12	7	0	4	4	1
Cleveland	.105	12	19	2	0	1	3	9	.105	12	19	2	0	1	3	9
Detroit	.444	5	9	4	0	2	0	1	.444	5	9	4	0	2	0	1
Kansas City	.300	13	30	9	0	2	0	6	.300	13	30	9	0	2	0	6
Minnesota	.000	4	1	0	0	0	0	0	.000	4	1	0	0	0	0	0
New York-AL	.250	4	12	3	0	0	2	4	.250	4	12	3	0	0	2	4
Oakland	.167	2	6	1	0	0	0	1	.167	2	6	1	0	0	0	1
Seattle	.000	1	0	0	0	0	0	0	.000	1	0	0	0	0	0	0
Tampa Bay	.222	7	18	4	2	5	1	4	.222	7	18	4	2	5	1	4
Texas	.333	3	6	2	0	3	4	2	.333	3	6	2	0	3	4	2
Toronto	—	—	—	—	—	—	—	—	—	—	—	—	—	—	—	—
Interleague	.400	8	5	2	1	1	1	0	.400	8	5	2	1	1	1	0
Chicago-NL	.000	2	0	0	0	0	0	0	.000	2	0	0	0	0	0	0
Cincinnati	—	—	—	—	—	—	—	—	—	—	—	—	—	—	—	—
Milwaukee	.000	3	1	0	0	0	0	0	.000	3	1	0	0	0	0	0
Pittsburgh	.667	1	3	2	1	1	0	0	.667	1	3	2	1	1	0	0
St. Louis	.000	2	1	0	0	0	1	0	.000	2	1	0	0	0	1	0
Home	.294	29	68	20	3	15	10	15	.294	29	68	20	3	15	10	15
Road	.291	34	55	16	1	5	5	13	.291	34	55	16	1	5	5	13
Day	.323	20	31	10	1	6	6	7	.323	20	31	10	1	6	6	7
Night	.283	43	92	26	3	14	9	21	.283	43	92	26	3	14	9	21
vs. Left	.309	—	55	17	2	8	6	14	.309	—	55	17	2	8	6	14
vs. Right	.279	—	68	19	2	12	9	14	.279	—	68	19	2	12	9	14
Grass	.297	58	118	35	4	19	15	27	.297	58	118	35	4	19	15	27
Turf	.200	5	5	1	0	1	0	1	.200	5	5	1	0	1	0	1
Pre-ASG	.333	5	12	4	1	1	1	2	.333	5	12	4	1	1	1	2
Post ASG	.288	58	111	32	3	19	14	26	.288	58	111	32	3	19	14	26
RISP	.294	—	34	10	1	16	4	4	.294	—	34	10	1	16	4	4
Bases Loaded	.333	—	3	1	0	2	0	0	.333	—	3	1	0	2	0	0
June	.222	4	9	2	0	0	1	2	.222	4	9	2	0	0	1	2
July	.333	15	30	10	1	6	6	7	.333	15	30	10	1	6	6	7
August	.321	23	56	18	3	13	5	11	.321	23	56	18	3	13	5	11
Sept./Oct.	.214	21	28	6	0	1	3	8	.214	21	28	6	0	1	3	8
As PH	.000	—	3	0	0	0	1	2	.000	—	3	0	0	0	1	2
As DH	—	—	—	—	—	—	—	—	—	—	—	—	—	—	—	—

PLAYERS



BRIAN SIMMONS

26



Given Name: Brian Lee Simmons

Position: Outfielder

Bats: Switch

Throws: Right

Height: 6-2

Weight: 190

Opening Day Age: 28

Born: September 4, 1973, Pittsburgh, Pa.

Resides: McMurray, Pa.

First Pro Contract: White Sox, selected in the second round, June 1995 free agent draft.

Sox Acquisition: Claimed off waivers from Toronto, November 20, 2001.

Major League Service: Two years, 68 days.

Contract Status: Signed through 2002.

PLAYERS

■ **2001:** After missing the entire 2000 season with a torn left achilles tendon, split the season between Toronto and Class AAA Syracuse ... was acquired by the Blue Jays from the White Sox with pitchers Kevin Beirne, Mike Sirotko and Mike Williams in exchange for pitchers Matt DeWitt and David Wells on 1/14/01 ... made Toronto's Opening Day roster ... started 16 games: nine in center field, four in left, two in right and one as the designated hitter ... was 12-64 (.188) with two home runs and six RBI in his starts ... batted .250 (5-20) from the right side of the plate and .161 (14-81) from the left side ... was 4-24 (.167) as a pinch-hitter ... did not commit an error in 60 chances ... hit his first home run of the season on 5/10 vs. Oakland's Barry Zito ... started five straight games from 5/6-11, going 3-21 (.143) with a home run and three RBI ... matched his career high with a five-game hitting streak from 5/26-6/10 ... started at designated hitter on 5/26 at Boston (2-4) ... batted .276 (8-29) in June ... matched his career high with three hits on 6/1 vs. Boston, including a home run off Frank Castillo ... went hitless in his final 13 at-bats before being optioned to Syracuse on 7/8 ... appeared in 52 games with the SkyChiefs ... hit .295 in August and was recalled by the Blue Jays on 9/4 ... appeared in seven games following his recall, going 1-12 (.083).

Monthly Bests

AVG417
	8/01
HR	5
	7/99
RBI	25
	7/99

MAJOR LEAGUE HIGHLIGHTS

■ **2000:** Missed the entire season with a torn left achilles tendon suffered while running the bases in the White Sox final spring training game on 3/30 vs. Colorado ... was placed on the 60-day disabled list that day ... batted .145 (9-62) in 22 spring contests.

■ **1999:** Appeared in 54 games (29 starts) after being recalled from Class AAA Charlotte on 7/14 ... was cited by *Baseball America* as having the Best Outfield Arm in the Sox organization ... hit .248 (25-101) with four home runs and 15 RBI from the left side ... went 2-5 as a pinch hitter ... compiled a five-game hitting streak from 7/23-29 ... made a diving, game-saving catch with two outs and the bases loaded in the ninth inning on 9/30 vs. Boston ... homered with two RBI on 9/25 at Minnesota ... hit a three-run homer on 9/19 at Toronto ... made two spectacular plays in the outfield and also recorded an assist on 7/26 vs. Toronto ... opened the season on the 15-day disabled list with a lacerated left palm suffered during a spring training game on 3/22 at Seattle ... played in 34 games for Santurce in the Puerto Rican Winter League, hitting .266 (33-124) with eight home runs and 16 RBI.

■ **1998:** Became just the third player in White Sox history to homer from both sides of the plate on 9/26 at Kansas City, hitting a two-run shot left-handed off Brian Barber in the fourth inning and a two-run shot right-handed off Allen McDill in the seventh ... at five days within his major-league debut, also became the fastest player in history to accomplish the feat ... drove in a career-high five runs with nine total bases in the game ... posted two three-hit games (9/23 at Minnesota and 9/26 at Kansas City) ... made his major-league debut on 9/21 at Minnesota ... first career hit came in first plate appearance on 9/23 at Minnesota (off LaTroy Hawkins) ... was recalled from Class AAA Calgary on 9/20 following the Cannons playoffs.

MINOR LEAGUE HIGHLIGHTS

■ **1999:** Hit .270 with 14 doubles, 10 home runs, 44 RBI and 53 runs scored in 78 games at Charlotte ... was thrown out just once in nine stolen-base attempts.

■ **1998:** Spent most of the season with Class AAA Calgary ... was on the disabled list from 6/21-8/10 with a strained groin ... after hitting .238 (20-84) in April, batted .306 (83-271) the remainder of the season ... drove in a season-high five runs on 8/26 at Vancouver ... was named Best Hustler on the team.

■ **1997:** Led the Southern League in triples (12) and walks (88), and ranked second in runs scored (108), games (138) and at-bats (546) at Class AA Birmingham ... also topped the organization in runs scored, tied for the lead in triples (12), was third in walks (88) and fourth in extra-base hits (55) ... led the Barons in games, at-bats, walks and stolen bases (15) ... reached double figures in doubles (28), triples and home runs (15), the first Sox minor leaguer to accomplish that feat since Ray Durham at Class AAA Nashville in 1994 ... was named Best Hustler in the SL by *Baseball America* ... hit two home runs and recorded five RBI on 7/14 at Memphis ... also homered twice on 8/13 at Jacksonville ... played for the Mesa Saguaros in the Arizona Fall League ... batted .284 (42-148) with four home runs and 19 RBI, five triples, 23 runs scored and 11 stolen bases in 41 games with the Saguaros.

■ **1996:** Spent majority of the season at Class A South Bend before being promoted to Class A Prince William at the end of July ... combined to hit .271 (132-487) with 21 home runs and 72 RBI ... his 21 homers with South Bend tied for second in the organization while his 72 RBI were fourth ... ranked second in runs scored with 90 ... finished tied for third in the Midwest League with a .556 slugging percentage and tied for fourth with 52 extra-base hits.

■ **1995:** Split his first professional season between Rookie Sarasota and Class A Hickory ... hit his first career home run on 8/7 vs. Macon ... attended the Fall Instructional League ... was recommended/signed by Doug Laumann and Larry Gréfer.

MISCELLANEOUS/PERSONAL

■ **Single ...** led University of Michigan in home runs (13) and RBI (45) as a junior in 1995 ... played in all of Michigan's 166 games from 1993-95, making 165 starts ... earned GTE CoSIDA District IV Academic All-America honors and Academic All-Big Ten honors ... Academic All-Big Ten as a sophomore ... named to the Big Ten All-Tournament Team, hitting .389 (7-18) in five games ... played for Cotuit in Cape Cod League in summer of 1994 ... hit for cycle as a freshman vs. Northwestern ... hit .542 as a senior at Peters Township High School in McMurray, Pa. ... was picked by Baltimore in 35th round of the June 1992 free agent draft but did not sign.

YEAR	CLUB	AVG	G	AB	R	H	TB	2B	3B	HR	RBI	SH	SF	HB	BB	SO	SB	CS	E	
1995	Sarasota (GCL)	.176	5	17	5	3	7	1	0	1	5	0	0	0	6	1	0	0	0	
	Hickory	.190	41	163	13	31	45	6	1	2	11	0	0	2	19	44	4	4	1	
1996	South Bend	.298	92	356	73	106	198	29	6	17	58	1	4	2	48	69	14	9	7	
	Prince William	.198	33	131	17	26	48	4	3	4	14	1	0	0	9	39	2	0	2	
1997	Birmingham	.262	138	546	108	143	240	28	*12	15	72	2	3	2	*88	124	15	12	5	
1998	Calgary	.290	94	355	72	103	171	21	4	13	51	-3	3	1	41	82	10	6	7	
	Tucson	.167	5	12	1	2	2	0	0	0	0	0	0	0	1	1	0	0	0	
	WHITE SOX	.388	5	19	4	7	13	0	0	2	8	0	0	0	2	0	2	0	1	0
1999	Charlotte	.270	78	285	53	77	121	14	0	10	44	1	1	5	37	60	8	1	5	
	WHITE SOX	.230	54	126	14	29	50	3	3	4	17	0	0	0	9	30	4	0	2	
2000						DID NOT PLAY DUE TO INJURY														
2001	Syracuse	.264	52	201	24	53	71	10	1	2	20	2	1	2	19	36	4	5	3	
	TORONTO	.178	60	107	8	19	30	5	0	2	8	0	1	1	8	26	1	0	0	
MINOR TOTALS		.263	538	2066	366	544	903	113	27	64	275	10	12	14	268	456	57	38	30	
A.L. TOTALS		.218	119	252	26	55	93	8	3	8	31	0	1	1	17	58	5	1	2	
M.L. TOTALS		.218	119	252	26	55	93	8	3	8	31	0	1	1	17	58	5	1	2	

*Led League #Tied For League Lead

- Selected by the White Sox in the second round of the free agent draft (6/95).
- On Class A Hickory disabled list (7/6-14/95).
- On Class A South Bend disabled list (4/5-17/96).
- On Class AAA Calgary disabled list (6/22-8/10/98).
- On White Sox disabled list with lacerated left palm (3/26-4/28/99).
- On White Sox disabled list with torn left achilles tendon (3/31/00-remainder of season).
- Traded by White Sox to Toronto with Kevin Beirne, Mike Siroka and Mike Williams for Matt DeWitt and David Wells (1/14/01).
- Claimed by the White Sox off waivers from Toronto (11/20/01).

Simmons' Career Game Bests

Hits — 3 (three times, last 6/1/01 vs. Bos.)
HR — 2 (9/26/98 at K.C.)
GS — None
RBI — 5 (9/28/98 at K.C.)
SB — 1 (five times, last 5/1/01 at Oak.)
Hitting Streak — 5 (7/23-29/98)

Simmons' Career Fielding — OF

Year, Club	Pct.	G	PO	A	E	TC	DP
1998, Chi.	1.000	5	13	0	0	13	0
1999, Chi.	.976	48	79	2	2	83	1
2001, Tor.	1.000	37	59	1	0	60	0
Totals	.987	88	151	3	2	156	1

BRIAN SIMMONS' STATISTICAL BREAKDOWN

	2001									CAREER								
	AVG	G	AB	H	HR	RBI	BB	SO		AVG	G	AB	H	HR	RBI	BB	SO	
Anaheim	.000	2	1	0	0	0	0	0		.333	7	6	2	0	2	0	2	
Baltimore	.000	5	8	0	0	1	1	2		.000	7	8	0	0	1	1	2	
Boston	.350	9	20	7	1	3	2	3		.286	11	28	8	1	3	2	4	
Chicago-AL	.000	2	2	0	0	0	0	1		.000	2	2	0	0	0	0	1	
Cleveland	.111	4	1	9	0	0	0	5		.190	9	21	4	1	1	0	7	
Detroit	.000	1	1	0	0	1	0	0		.200	6	10	2	0	2	1	3	
Kansas City	.000	5	15	0	0	0	1	5		.143	8	28	4	2	5	1	6	
Minnesota	—	—	—	—	—	—	—	—		.294	10	34	10	1	4	1	9	
New York-AL	.143	4	7	1	0	0	0	2		.211	8	19	4	0	1	2	6	
Oakland	.200	5	15	0	0	0	1	5		.200	9	25	5	1	3	2	3	
Seattle	.091	5	11	1	0	0	1	1		.118	8	17	2	0	0	3	3	
Tampa Bay	.286	7	7	2	0	0	0	2		.375	8	8	3	0	0	0	2	
Texas	.500	3	2	1	0	0	0	1		.105	10	19	2	0	1	0	5	
Toronto	—	—	—	—	—	—	—	—		.375	5	16	6	2	8	3	2	
Interleague	.333	8	9	3	0	0	1	1		.273	11	11	3	0	0	1	3	
Atlanta	1.000	2	1	1	0	0	0	0		1.000	2	1	1	0	0	0	0	
Florida	.200	2	5	1	0	0	0	1		.200	2	5	1	0	0	0	1	
Milwaukee	—	—	—	—	—	—	—	—		.000	2	1	0	0	0	0	1	
Montreal	.333	4	3	1	0	0	1	0		.333	4	3	1	0	0	1	0	
St. Louis	—	—	—	—	—	—	—	—		.000	1	1	0	0	0	0	1	
Home	.176	34	68	12	2	6	5	15		.200	60	135	27	2	11	10	28	
Road	.179	26	39	7	0	2	3	11		.239	59	117	28	6	20	7	30	
Day	.159	26	44	7	0	1	3	8		.196	42	92	18	2	9	6	17	
Night	.190	34	63	12	2	7	5	18		.231	77	160	37	6	22	11	41	
vs. Left	.250	—	20	5	1	3	2	1		.208	—	48	10	2	7	3	7	
vs. Right	.161	—	87	14	1	5	6	25		.221	—	204	45	6	24	14	51	
Grass	.147	20	34	5	0	2	2	10		.207	69	150	31	3	15	8	34	
Turf	.192	40	73	14	2	6	6	16		.235	50	102	24	5	16	9	24	
Pre-ASG	.189	53	95	18	2	7	8	21		.189	53	95	18	2	7	8	21	
Post ASG	.083	7	12	1	0	1	0	5		.236	66	157	37	6	24	9	37	
RISP	.182	—	22	4	1	6	6	6		.278	—	54	15	5	25	12	10	
Bases Loaded	—	—	0	0	0	1	1	0		.000	—	2	0	0	1	1	1	
March/April	.083	13	24	2	0	0	1	9		.083	13	24	2	0	0	1	9	
May	.205	18	39	8	1	3	4	6		.205	18	39	8	1	3	4	6	
June	.276	19	29	8	1	4	3	6		.276	19	29	8	1	4	3	6	
July	.000	3	3	0	0	0	0	0		.286	14	28	8	0	2	2	6	
August	—	—	—	—	—	—	—	—		.182	20	33	6	1	3	1	7	
Sept./Oct.	.083	7	12	1	0	1	0	5		.232	35	99	23	5	19	6	24	
As PH	.167	—	24	4	0	2	1	7		.160	—	25	4	0	2	1	6	
As DH	.400	—	5	2	0	0	0	1		.400	—	5	2	0	0	0	1	

BRIAN SIMMONS' CAREER BATTING AT MAJOR LEAGUE PARKS

PARK	AVG	G	AB	R	H	2B	3B	HR	RBI	SB	CS	BB	SO	OBP	SLG	
Edison Field	.000	2	2	0	0	0	0	0	0	0	0	0	1	.000	.000	
Camden Yards	.000	5	2	1	0	0	0	0	0	1	0	0	0	1	.000	.000
Fenway Park	.286	3	7	1	2	0	0	0	0	0	0	0	1	.286	.286	
Comiskey Park	.221	27	68	5	15	1	2	0	5	2	0	5	14	.274	.294	
Jacobs Field	.250	4	12	2	3	0	0	1	1	1	0	0	3	.250	.500	
Comerica Park	.000	1	1	0	0	0	0	0	0	1	0	0	0	.000	.000	
Tiger Stadium	.000	2	1	1	0	0	0	0	0	0	0	0	1	.000	.000	
Kauffman Stadium	.182	5	22	4	4	0	0	2	5	0	0	1	5	.217	.455	
Metrodome	.333	7	21	3	7	1	1	1	4	1	1	1	7	.364	.619	
Yankee Stadium	.167	4	6	1	1	0	0	0	1	0	0	1	2	.286	.167	
Network Coliseum	.250	5	12	0	3	1	0	0	0	1	0	1	1	.308	.333	
SAFECO Field	.167	3	6	1	1	0	0	0	0	0	0	0	0	.167	.167	
Tropicana Field	.500	4	4	0	2	0	0	0	0	0	0	0	1	.500	.500	
The Ballpark	.222	5	9	0	2	0	0	0	1	0	0	0	3	.222	.222	
SkyDome	.187	36	75	7	14	4	0	4	12	0	0	7	16	.265	.400	
County Stadium	.000	2	1	0	0	0	0	0	0	0	0	0	1	.000	.000	
Olympic Stadium	.500	3	2	0	1	1	0	0	0	0	0	1	0	.667	1.000	
Busch Stadium	.000	1	1	0	0	0	0	0	0	0	0	0	1	.000	.000	

PLAYERS

Given Name: Frank Edward Thomas
Position: First Baseman/Designated Hitter
Bats: Right **Throws:** Right
Height: 6-5 **Weight:** 275
Opening Day Age: 33
Born: May 27, 1968, Columbus, Ga.
Resides: Chicago, Ill.
First Pro Contract: White Sox.
Sox Acquisition: Selected in the first round (seventh overall), June 1989 free agent draft.
Major League Service: 11 years, 63 days.
Contract Status: Signed through 2006 (signed a six-year contract extension on September 30, 1997).



■ **2001:** Season ended on 4/27 vs. Seattle when he suffered a torn right triceps ... sustained the injury diving for a ball hit by Ichiro Suzuki while playing first base in the second inning ... was placed on the 15-day disabled list on 5/10 and underwent surgery on 5/15 at Palos Community Hospital in a procedure performed by Dr. Scott Price, White Sox team physician ... missed the final 141 games of the season ... hit four home runs in 20 games ... made three starts at first base and 16 at designated hitter ... committed one error in 22 chances (.955 fielding percentage) ... hit three doubles in his first four games ... had five hits in his last 31 at-bats (.161) ... finished with more strikeouts than walks for the first time in his career ... walked 10 times in his first nine games but none in his final 41 plate appearances over 11 games, the longest droughts of his career ... made his 11th straight Opening Day roster for the Sox, tied with Houston's Jeff Bagwell for the longest active streak in baseball ... went 1-2 with a double, two walks and two runs scored in the season-opening win at Cleveland ... hit a home run in the Sox home opener for the third straight season ... homered in back-to-back games on 4/14-15 at Minnesota ... hit his final home run on 4/15 at Minnesota ... hit his 80th career first-inning homer on 4/14 at Minnesota.

MAJOR LEAGUE HIGHLIGHTS

■ **Career:** Is the White Sox all-time leader in home runs (348), RBI (1,193), extra-base hits (722), slugging (.577) and on-base percentage (.438) and ranks second behind Luke Appling (440) with 364 doubles, 3,183 total bases (3,528) and 1,198 walks (1,302) ... is also among the Sox career Top 10 in runs scored (3rd, 1,091), average (4th, .319), hits (4th, 1,770), games played (7th, 1,550) and at-bats (7th, 5,542) ... entering the 2002 season, ranks sixth all-time in on-base percentage, 11th in slugging percentage, 30th in intentional walks (153), tied for 42nd in walks, 49th in average (.319) and tied for 62nd in home runs ... among active players, ranks first in on-base percentage, fourth in walks, fifth in average and intentional walks, seventh in slugging percentage and 12th in home runs ... needs 230 hits for 2,000 in his career, 36 doubles for 400 and 52 home runs for 400 ... is one of six active players with at least 300 home runs, 1,000 RBI and 1,000 walks, joining Jeff Bagwell, Harold Baines, Barry Bonds, Fred McGriff and Rafael Palmeiro ... also is one of five active players to lead a franchise in both home runs and RBI, joining Bagwell (Houston), Luis Gonzalez (Arizona), Ken Griffey, Jr. (Seattle) and McGriff (Tampa Bay) ... from 1990-2000, he received 1,684 Most Valuable Player votes, second-most in baseball during that span behind Barry Bonds (2,174) ... streak of eight straight seasons with at least 100 RBI ended in 1999 ... is a .350 (457-1,306) hitter lifetime vs. southpaws ... has hit 30 or more home runs three times and 40 or more four times in his career ... has never gone more than two games without reaching base in his career ... 91 of his 348 career home runs have come with two strikes ... is one of 11 players in AL history to win multiple Most Valuable Player Awards (1993-94) ... became the 10th player to win the award unanimously in 1993 ... became the 52nd multiple MVP award winner in the history of the four major sports (baseball, basketball, football and hockey) in 1994 ... only five athletes have won three or more consecutive MVP awards, none in baseball (Wayne Gretzky won eight consecutive National Hockey

Thomas Among Active Players

Player	AVG
Todd Helton	.334
Nomar Garciaparra	.332
Mike Piazza	.325
Derek Jeter	.320
Frank Thomas	.319
Vladimir Guerrero	.319

Player	OBP
Frank Thomas	.438
Edgar Martinez	.425
Barry Bonds	.419
Todd Helton	.416
Jeff Bagwell	.415

Player	SLG
Todd Helton	.622
Manny Ramirez	.594
Vladimir Guerrero	.587
Barry Bonds	.585
Mike Piazza	.579
Lance Berkman	.579
Frank Thomas	.577

League MVP honors from 1980-87) ... received a perfect 100.0 rating according to two-year (1994-95) player rankings by Elias Sports Bureau ... the only other perfect rankings belong to Jeff Bagwell (1995), Cal Ripken Jr. (1991) and Don Mattingly (1987) ... was the highest-ranked AL player in the 1993-94 Elias Sports Bureau rankings ... is the only player in modern major-league baseball history to bat over .300, with 20 home runs, 100 RBI, 100 runs scored and 100 walks in seven consecutive seasons (1991-97) ... Ted Williams accomplished the feat in six consecutive years (1941-42 and 1946-49), missing the 1943-45 seasons due to World War II ... drove in at least 100 runs in each of his first eight full seasons, joining only Al Simmons (1924-34) ... was the first major league player to agree to a salary for the year 2000 ... won the home run derby at the 1995 All-Star Game ... his 519-foot drive was the longest of the home-run competition at the 1994 All-Star Game ... is 4-5 with a home run, walk, three RBI and two runs scored in All-Star competition.

■ **2000:** Finished second in the American League Most Valuable Player voting behind Oakland's Jason Giambi after hitting .328 with career highs of 43 home runs and 143 RBI ... Giambi collected 317 points to 285 for Thomas ... would have become the ninth player in major-league history to win MVP honors three times ... was named AL Comeback Player of the Year by *The Sporting News* and won his fourth career Silver Slugger Award (also 1991, '93-94) ... also was selected to *Baseball America's* Major League All-Star Team and named in a survey by the same publication as the Second Best Power Hitter in baseball ... was named to the White Sox All-Century Team, receiving the most votes in the season-long voting by fans ... dramatically increased his offensive numbers in every category from 1999 ... his 28-home run increase from 1999 (15 to 43) was the second-largest in baseball behind Houston's Richard Hidalgo (15 to 44) ... ranked among the AL leaders in extra-base hits (2nd, 87), home runs (T2nd), RBI (third), total bases (3rd, 364), slugging percentage (4th, .625), on-base percentage (4th, .436), walks (T4th, 112), doubles (T5th, 44), runs scored (T7th, 115), average (ninth) and hits (9th, 191) ... also ranked among the average leaders vs. left-handers (1st, .407), with runners in scoring position (3rd, .377), with runners on base (4th, .361), at night (6th, .344) and at home (7th, .347) ... also ranked among the AL leaders in intentional walks (2nd, 18), times reached base (3rd, 308), RBI ratio (4th, 4.1), pitches seen (5th, 2,806), games played (T5th, 159), home run ratio (6th, 13.5), grand slams (T6th, 2), slugging percentage off right-handers (9th, .589) and multihit games (T9th, 57) ... set career highs in hits, home runs, RBI, extra-base hits, runs scored and total bases ... his .328 average was the fourth-highest of his career ... hit a franchise-record 30 home runs at home, passing Albert Belle's mark of 29 in 1998 ... ranked among the White Sox single-season leaders in home runs (second), extra-base hits (second), RBI (second), total bases (second) and doubles (tied for fifth) ... fell two doubles shy of matching his career best ... combined with Magglio Ordonez (126) to drive in 269 runs, breaking the franchise record of 266 set by Zeke Bonura (138) and Luke Appling (128) in 1936 ... led team with 57 multihit games and 34 multi-RBI outings ... has reached the 100 RBI, 100 walks and 100 runs scored plateau for the ninth time in 10 full seasons, third-most in baseball history behind Babe Ruth (12) and Lou Gehrig (11) ... batted .354 (40-113) with 12 home runs and 39 RBI at first base and .330 (150-467) with 30 home runs and 102 RBI as the designated hitter ... entered the season as a career .287 hitter as the DH ... recorded 36 home runs, 92 runs scored and 111 RBI after changing his batting stance on 5/24 vs. New York ... hit 11 first-inning home runs, upping his career total to 79 ... batted .333 (104-312) with 26 home runs and 75 RBI in the first half but was left off the All-Star Team ... ranked among the AL leaders at the break in multiple categories, including home runs (T2nd), total bases (5th, 201), slugging (5th, .644) and on-base percentage (6th, .442), runs scored (6th, 66) and RBI (eighth) ... his 26 homers were the second-highest first-half total in club history and his 75 RBI were fourth ... also led the league with a .471 (24-51) average vs. left-handed pitching at the break ... was named AL Player of the Week for 4/3-9 and the post break period of 7/13-16, the 11th and 12th weekly honors of his career ... hit above .301, hit at least five home runs and drove in at least 18 RBI in each month of the season ... batted .330 (32-97) with 12 home runs and 28 RBI in June ... his 12 home runs matched his career monthly best (also 5/94) and tied for third-most in franchise history ... hit .340 (33-97) with seven homers and 24 RBI in July ... led the AL with nine home runs in August and ranked third with 30 RBI ... his 30 RBI also set a club record for the month ... went 0-9 in the ALDS vs. Seattle ... hit grand slams on 4/26 vs. Baltimore (Sidney Ponson) and 9/11 vs. Detroit (Nelson Cruz), upping his career total to seven ... hit his career-high 42nd home run on 9/11 vs. Detroit ... drew a walk on 9/2 vs.

Thomas In Most Valuable Player Voting

Frank Thomas captured American League Most Valuable Player honors in 1993 and 1994. Along with Barry Bonds (1890, 92-93) and Juan Gonzalez (1936, 98), Thomas is one of three players in baseball to win multiple MVP awards in the 1990s. Since 1990, he has received 1,684 MVP votes, second-most in baseball during that span behind Barry Bonds (2,174).

300/1,000/1,000 Club

An alphabetical list of the six active players who have compiled 300 home runs, 1,000 RBI and 1,000 walks in their careers ... at age 33, Frank Thomas is the youngest player in the group.

Player	HR	RBI	BB
Jeff Bagwell	349	1,223	1,098
Harold Baines	384	1,628	1,062
Barry Bonds	567	1,542	1,724
Fred McGriff	448	1,400	1,202
Rafael Palmeiro	447	1,470	1,036
Frank Thomas	348	1,193	1,198

Anaheim to reach 100 runs scored, 100 RBI and 100 walks for the ninth time in his career, third-most in major-league history behind Babe Ruth (12) and Lou Gehrig (11) ... drove in his 100th run on 8/10 vs. Seattle, the eighth time in nine seasons he has reached that milestone ... hit his fourth-longest home run at Comiskey Park on 7/17 vs. Milwaukee (448 feet) ... matched his career-high with six RBI on 7/15 vs. St. Louis ... became the Sox all-time RBI leader on 7/14 vs. St. Louis with a two-run homer off Garrett Stephenson, breaking Luke Appling's 50-year old record of 1,116 ... set the record in 1,459 games compared to 2,422 for Appling ... hit his 336th career double on 7/3 at Kansas City to move past Nellie Fox into second in Sox history (Luke Appling, 440) ... recorded his 1,100th career RBI on 6/24 vs. New York ... went 4-5 with two home runs on 6/21 vs. Cleveland, his first multihomer game since 4/18/98 at Toronto ... equaled his home run output (15) from 1999 on 6/11 vs. Cubs ... hit first career pinch-hit home run on 6/7 at Cincinnati, a two-run shot in the sixth inning that gave the Sox a 4-3 lead and led to a three-game sweep ... scored his 1,000th career run (first inning) on 6/6 at Cincinnati, joining Harold Baines, Barry Bonds, Fred McGriff, Mark McGwire and Cal Ripken as the only active players with 300 home runs, 1,000 runs scored, 1,000 RBI and 1,000 walks ... went 2-4 with two doubles, two RBI and two runs scored on 5/27 vs. Cleveland, his 32nd birthday ... collected his 1,610th hit on 5/13 vs. Minnesota, moving past Ozzie Guillen into sole possession of fifth place in Sox history ... moved into third place in club history with 2,818 total bases on 4/6 at Texas, passing Harold Baines (2,811) ... began the season with an 11-game hitting streak (.478, 22-46), his second-longest to open a season (15 in 1996).

■ **1999:** Batted above .300 (.305) for the eighth time in nine seasons, a 40-point improvement from 1998 ... season was cut short due to an injury to his right ankle which eventually required surgery ... appeared in a career-low 135 games (not counting the 1994 strike-shortened season) ... for the first time in his career, did not rank among the AL Top 10 in a major offensive category ... tied for fifth in the AL in intentional walks (13) ... last appearance came as pinch hitter on 9/6-1 at Texas ... underwent season-ending surgery on his right ankle on 9/13 ... team podiatrist Dr. Lowell Scott Weil removed a spur from the ankle, a corn from his small toe and performed several other minor podiatric procedures ... became only the eighth player in White Sox history to amass 1,500 hits on 6/24 vs. Minnesota ... compiled a career-long 21-game hitting streak from 5/24-6/15 (.402, 33-82) ... streak tied for the ninth-longest in Sox history ... average was as high as .365 on 5/15 ... collected his 1,000th RBI on 6/6 vs. Pittsburgh ... became just the fifth active player to amass 1,000 RBI and 1,000 walks, joining Cal Ripken, Chili Davis, Barry Bonds and Mark McGwire (Fred McGriff and Harold Baines joined later in the season) ... drew his 1,000th walk on 4/17 at Kansas City, the ninth active player to accomplish the feat ... connected on his 300th career home run on 8/7 at Oakland ... was the 16th active and 84th player in major-league history to reach the milestone ... became just the sixth active player to amass 300 home runs, 1,000 RBI and 1,000 walks (joining Ripken, Davis, Bonds, McGwire and McGriff) ... reached base safely in 115 of 135 games ... batted .364 (24-66) with three home runs and 15 RBI in April and was hitting .327 (91-278) with 11 home runs and 51 RBI through June (75 games) ... reached base safely in 69 of his first 75 games ... hit .274 (57-208) with four home runs and 26 RBI after 7/1 (60 games) ... batted .346 (65-188) with eight home runs and 32 RBI as a first baseman and .281 (83-295) with seven home runs and 45 RBI as a designated hitter ... hit a 433-foot home run on 6/23 vs. Minnesota ... hit 300th career double on 6/18 vs. Baltimore ... hit his 315th career double on 8/19 vs. Anaheim to move past Harold Baines into third place in Sox history ... was 4-5 on 6/1 at Toronto, his first four-hit game since 7/20/97 at Baltimore ... hit two first-inning home runs, giving him 68 in his career ... first-inning double on 5/3 at Anaheim was his 588th extra-base hit, breaking Luke Appling's club record ... reached the record in only 1,253 career games ... played in his 1,359th game on 8/23 at Tampa Bay to move past Sherm Lollar into 10th place in Sox history ... hit his 287th career home run on 4/9 vs. Kansas City to move past the other Frank Thomas into 89th on the all-time list ... was tied for third in the AL with 24 doubles at the All-Star Break ... his 52 walks were tied for 10th at the break, as was his .418 on-base percentage ... started 49 games at first base.

■ **1998:** Reached the century mark in runs (109), RBI (109) and walks (110) despite hitting a career-low .265 ... it marked the eighth consecutive season he has hit at least 20 home runs (29 in 1998), with at least 100 runs scored, RBI and walks ... eight successive seasons with at least 20 home runs is a club record ... drove in at least 100 runs for the eighth straight season ... only Al Simmons (1924-34) owned a longer streak to start a career ... ranked second in the AL in walks (110), third in sacrifice flies (11), fourth in plate appearances (712), ninth in games played (160) ... reached base 271 times, fifth in the league and second

Right-Handed Hitters To Lead AL In Average And OBP

In 1997, Frank Thomas became just the sixth right-handed hitter in American League history to top the league in batting average and on-base percentage. The six:

Player, Club	Year	AVG	OBP
Nap Lajoie, PHI	1901	.426	.462
Jimmie Foxx, BOS	1938	.349	.462
Luke Appling, SOX	1943	.328	.419
Frank Robinson, BAL	1966	.316	.415
Edgar Martinez, SEA	1995	.356	.482
Frank Thomas, SOX	1997	.347	.456

on the club to Albert Belle (282) ... saw 2,896 pitches, second to Oakland's Rickey Henderson (2,903) ... his 585 at-bats and seven stolen bases were career highs ... batted .277 vs. right-handers but just .226 vs. lefties ... entered 1998 with a lifetime .370 average vs. lefties ... on-base percentage against right-handers was .396, eighth in the AL ... batted .312 (29-93) with 21 RBI in September ... connected on fifth career grand slam (and first since 9/20/96 at Minnesota) on 7/31 at Texas ... hit a game-winning, three-run homer off Rick Aguilera in the bottom of the ninth inning on 7/14 vs. Minnesota ... hit two home runs with a season-high 10 total bases on 4/18 at Toronto ... multihomer game was the 15th of his career (14th two-homer contest) ... drove in a season-high five runs on 7/31 at Texas ... had 26

multiRBI contests (Sox were 22-4) ... hit .302 (16-53) with three home runs and 12 RBI as a first baseman and .261 (139-532) with 26 homers and 97 RBI as a designated hitter ... started 146 games as the designated hitter and 14 at first ... hit 250th career double on 4/5 at Tampa Bay ... was ejected on 5/4 at Anaheim by Jim McKean for arguing balls and strikes ... hit a broken-bat home run on 5/24 vs. Detroit ... hit four first-inning home runs ... tripled twice in three games on 8/24-26 ... triple on 8/24 vs. Seattle was his first since 6/19/94.

■ **1997:** With a .347 average, became the second player (third time) in White Sox history and first since Luke Appling in 1943 (.328) to win the AL batting title ... at 6-5, 275 pounds, became the largest player ever to win a batting title ... Dave Parker (1978-79) and John Olerud (1993) each were listed at 6-5 when they led the league in average, while Parker and Andres Galarraga (1993) each weighed 235 ... also topped the AL in on-base percentage (.456) and ranked among the league leaders in slugging percentage (2nd, .611), total bases (4th, 324), walks (4th, 109), RBI (5th, 125), multihit games (T5th, 55), runs scored (7th, 110), home runs (T7th, 35), hits (T7th, 184) and extra-base hits (T8th, 70) ... finished among the Sox all-time, single-season leaders in slugging percentage (3rd), on-base percentage (6th), RBI (5th), total bases (5th), extra-base hits (T6th), home runs (T7th), and walks (T10th) ... was the top player in baseball according to the annual rankings of the Elias Sports Bureau ... received a score of 97.5 out of 100 ... recorded a .300 batting average with 20 home runs and 100 RBI, 100 runs scored and 100 walks for the seventh consecutive season, a major-league record ... Ted Williams accomplished the feat in six straight years (1941-42 and 1946-49), missing the 1943-45 seasons due to World War II ... was named to the AL All-Star Team for the fifth straight year, but did not play as he recovered from an abdominal strain ... his ratio of one RBI every 4.2 at-bats tied for second in the league, while his rate of one home run every 15.1 at-bats tied for eighth ... struck out once every 9.4 plate appearances, tied for the eighth-best rate in the AL ... led the AL in batting average with men on base (.383) and on the road (.373), ranked second with runners in scoring position (.417), fourth vs. right-handers (.344) and with an 0-2 count (.296), fifth after the sixth inning (.340) and ninth with two strikes (.252) ... was second in on-base percentage (.461) and eighth in slugging percentage (.566) vs. right-handed pitchers ... reached base 296 times, second-most in the AL ... his combined slugging and on-base percentage of 1.067 led the league by .039 ... recorded his 1,260th career hit on 9/25 vs. Minnesota to move past Carlton Fisk into 10th place in White Sox history ... reached base in 15 consecutive plate appearances from 5/16-20, one short of the major-league record of 16 set by Ted Williams in 1957 ... went 10-10 with six singles, three doubles, one home run and five walks during the streak, which began at Oakland with a home run off Steve Montgomery and ended at Comiskey Park when he flied out against Boston's Rich Garces ... during that stretch, his average improved from .328 to .375 and his on-base percentage went from .471 to .513 ... his 10 straight hits tied the Sox club record shared by Harry McCurdy (1926) and Rip Radcliff (1938) ... joined Albert Belle (30 home runs, 116 RBI) to become just the second pair of teammates in club history to record 30 homers and 100 RBI in the same season ... Thomas (40 and 134) and Robin Ventura (34 and 105) in 1996 were the first duo to accomplish that feat ... reached the 30-homer level for the sixth time in seven seasons ... connected on his 250th career home run on 8/14 vs. Oakland (off Willie Adams) ... reached base safely in 133 of 146 games (91.1 percent) and hit safely in 111 of 146 games (76.0 percent) ... hit 12 first-inning home runs ... homered twice on 9/8 vs. Milwaukee, 6/1 at Milwaukee and 5/21 vs. Boston, giving him 16 career multihomer games ... collected his 475th career extra-base hit on 7/4 vs. Boston to move into third place in Sox history ... was named AL Player of the Month for May after hitting .430 (37-86) with nine home runs, 29 RBI, 28 runs scored and 27 walks in 26 games ... also compiled an .814 slugging percentage and .556 on-base percentage ... award was the eighth of his career ... during the season, passed Nellie

Fox (740), Carlton Fisk (762), Eddie Collins (804) and Minnie Minofo (809) to move from seventh place to third on the Sox career RBI list with 854 ... played in 1,000th career game on 7/4 vs. Boston ... batted .368 in the first half, .366 during the day and .359 on grass ... of his 55 multihit games, had three hits on 10 occasions and four on four occasions ... posted 32 multiRBI games, including 13 with three RBI, two with four and one with five ... batted .423 with 20 home runs, 66 RBI and 57 runs scored over a 56-game stretch from 4/23-7/14 ... hit .576 (19-33) with four home runs and 13 RBI in 11 games against Oakland ... was on the 15-day disabled list from 6/7-22 with a pulled left oblique muscle in his abdomen ... missed 13 games (Sox were 6-7) ... it was just his second career stint on the disabled list ... was named AL Player of the Week for 5/26-6/1 ... hit his first home run of the season on 4/25 at New York in his 75 at-bat, the third-longest homer drought of his career ... made 97 starts at first base and 49 as the designated hitter ... batted at least .319 in each month ... 31 RBI in July matched his best career monthly total (7/94) ... opened the second half at Kansas City (7/10-13) by going 9-17 with three home runs and 12 RBI in a four-game sweep ... drove in three runs in each game and homered in each of the last three games ... had back-to-back, four-hit games on 4/23 at Baltimore and 4/25 at New York ... also had three hits in three straight games from 6/1-3 ... scored a run in nine straight games from 5/4-14 and 19 of 21 from 5/4-28 ... homered twice and drove in a season-high five runs on 5/21 vs. Boston ... went 4-5 with a double, home run and four RBI on 7/20 at Baltimore.

■ **1996:** Finished second in the AL batting race with a .349 average, nine points behind Seattle's Alex Rodriguez ... his .349 average tied for eighth in club history and was four points shy of his career high (.353 in 1994) ... the last Sox player to finish second in the AL in hitting was Jorge Orta (1974) ... batting average was up 41 points from 1995 ... ranked among the AL leaders in multiple categories: intentional walks (1st, 26); on-base percentage (3rd, .459); times on base (3rd, 298); walks (5th, 109); slugging percentage (6th, .626); home run frequency (7th, 13.2); RBI (7th, 134); total bases (8th, 330); and home runs (8th, 40) ... his 40 home runs tied his own performance in 1995 for the second-most in franchise history, one short of his own club record established in 1993 ... 134 RBI were a career high and ranked second in club history, four short of Zeke Bonura's club mark set in 1936 ... 330 total bases were third in Sox history ... his .626 slugging percentage ranked second in club history, while his .459 on-base percentage was fifth ... averaged .95 RBI per game, the best ratio in franchise history ... also ranked among the league leaders in batting average on the road (1st, .362); on-base percentage vs. left-handed pitchers (1st, .544); batting average vs. left-handed pitchers (2nd, .403); slugging percentage against left-handed pitchers (2nd, .798); batting average with runners in scoring position (3rd, .363); batting average after the sixth inning (4th, .342); batting average with men on base (7th, .351); on-base percentage vs. right-handed pitchers (7th, .432); batting average with two strikes (8th, .268); and batting average vs. right-handed pitchers (9th, .333) ... joined Robin Ventura (34 homers) as just the third duo in White Sox history with 30-plus homers ... along with Ventura, Harold Baines (22) and Danny Tartabull (27), gave the Sox four players with 20-plus homers for the first time in franchise history ... along with Tartabull (101 RBI) and Ventura (105), gave the Sox three 100-RBI players for the first time in club history ... batted .335 (84-251) with 16 home runs and 52 RBI at Comiskey Park ... hit 11 home runs in September, the fifth time in his career he has reached double figures in a month ... home run (nine) and RBI (25) totals in April set club records ... three RBI on 5/26 vs. Milwaukee gave him 50 on the season, the fastest he has ever reached that mark ... homered off the garage door in center field at Anaheim Stadium was measured at 445 feet ... hit safely in first 15 games of the season (.393, 24-61), the best by a Sox player to begin a season since at least 1952 (streaks prior to that date are not available) ... was placed on the disabled list for the first time in his career on 7/11 with

100 RBI/100 Walks In More Than One Season

No.	Player	Years
12	Babe Ruth#	1919-21, 23-24, 26-28, 30-33
11	Lou Gehrig#	1926-27, 29-32, 34-38
9	Frank Thomas	1991-98, 2000
9	Barry Bonds	1991-93, 95-98, 2000-01
8	Ted Williams#	1939, 41-42, 46-49, 51
7	Jimmie Foxx#	1929, 32, 34-36, 38, 40
7	Harmon Killebrew#	1961-62, 66-67, 69-71

#Hall of Famer

Frank Thomas From 1991-98

Frank Thomas is the only player in major-league history to bat .300 or better with at least 20 home runs, 100 RBI, 100 walks and 100 runs scored in seven consecutive seasons, a string that ended in 1998. In 1995, Thomas became the first player in history to accomplish that feat over five straight years, and in 1994 he joined Lou Gehrig (1929-32, 34-37) and Ted Williams (1946-49) as the only players to reach those totals four consecutive seasons (Note: Williams accomplished the feat from 1941-42 and 1946-49, missing 1943-45 due to World War II). Thomas has averaged .319 with 33 home runs, 112 RBI, 103 runs scored and 115 walks over his nine full seasons in the major leagues.

Longest Sox Hitting Streaks

No.	Player	Year
27	Albert Belle	1997
	Luke Appling	1936
26	Guy Curtright	1943
25	Lance Johnson	1992
24	Chico Carrasquel	1950
23	Minnie Minoso	1955
22	Sam Mele	1953
	Eddie Collins	1920
21	Frank Thomas	1999
	Roy Sievers	1960

career (all three off Tim Wakefield) ... average was below .300 just two days (4/5-6) ... average reached high of .357 (on 8/10) and did not drop below .323 after the season's first 27 games (5/2) ... batted .448 (26-58) with six home runs and 17 RBI against the league's top winning pitchers (15 victories or more).

■ **1995:** His 40 home runs fell one short of the club record he established in 1993 ... led the AL in walks (136), intentional walks (29) and sacrifice flies (12), tied for the lead in games played (145), was second in on-base percentage (.454), tied for second in home runs, was third in slugging percentage (.606), tied for fifth in RBI (111), tied for sixth in total bases (299), tied for seventh in extra-base hits (67) and ranked ninth in runs (102) ... his performances ranked among the club's all-time single-season Top 10 in six categories: first in walk average (.216); second in home runs; second in walks; third in slugging percentage (.606); sixth in on-base percentage; and tied for eighth in extra-base hits ... his 136 walks were two behind his club-record 138 set in 1991 ... tied the AL record for right-handed batters with his 29th intentional walk on 9/27 at Kansas City (set by Washington's Frank Howard in 1970) ... walked 36 times in May, 10 intentionally ... scored his 100th run and played in his 250th consecutive game on 9/22 at Minnesota ... drove in 100th run on 9/13 at California to become the first player in major-league history to collect 100 walks and 100 RBI five consecutive years ... became the second-fastest player to 30 home runs in Sox history when he hit his 30th and 31st on 8/9 at Seattle (behind his own performance in 1994) ... 170 home runs at the five-year mark was the third-highest total in AL history behind Joe DiMaggio and Mark McGwire (both at 173) ... reached base safely in 136 of 145 games (93.8 percent) ... average of .389 (49-126) vs. left-handers was the third-best in the league ... his .849 slugging percentage against left-handers topped the AL and his .524 on-base percentage was second ... averaged one home run every 12.3 at-bats, third in the AL behind Cleveland's Albert Belle (10.9) and Seattle's Jay Buhner (11.8) ... reached base safely 294 times, second in the league to Seattle's Edgar Martinez (306) ... reached base safely in all six plate appearances on 5/14 at Seattle (two hits and four walks).

■ **1994:** Became the 11th player in major-league history to win consecutive Most Valuable Player awards ... was the first AL player to win successive awards since New York's Roger Maris (1960-61) ... was the runner-up in Player of the Year balloting by the Associated Press ... led the AL in slugging percentage (.729), on-base percentage (.487), walks (109) and runs (106) and was tied for first in extra-base hits (73) ... ranked second in home runs (38) and was third in batting average (.353) and total bases (291) ... tied for third in RBI (101) and doubles (34), while finishing fourth in the league in hits (141) ... his slugging and on-base percentages set club marks, while his batting average was sixth in White Sox history ... slugging percentage of .729 was the 14th-best in baseball history and the highest in the AL since Ted Williams in 1957 (.731) ... his on-base percentage of .487 tied for 34th-best in baseball history ... he averaged .89 RBI per game, third in franchise history and his 109 walks ranked eighth all-time ... was named AL All-Star first baseman by *The Sporting News* and claimed his third Silver Slugger Award ... batted .385 (third in the AL) with 22 home runs and 50 RBI at Comiskey Park and .327 with 16 home runs (tied for second in the AL) and 51 RBI

a stress fracture in his left foot ... Sox went 7-11 while he was on the disabled list (he did not play in the first game he was activated for; the Sox won to make their record 8-11 while he was absent from the lineup) ... led the AL with 85 RBI in 87 games when disabled ... was ejected by home plate umpire Brian O'Nora (second career ejection) on 8/7 at New York ... received a career-high three intentional walks on 8/9 vs. Baltimore ... homered in consecutive games 10 times ... 298 times reached base were the third-most in his career ... needed 106 games to reach 100 RBI, the fastest he has ever reached that milestone ... drove in a career-high six runs on 5/15 at Milwaukee ... scored a career-high four times on 9/15 at Boston when he hit three home runs for the first time in his

Players With Most Home Runs and RBI In First 10 Seasons

Player	HR	Player	RBI
Eddie Mathews	370	Joe DiMaggio	1,277
Ralph Kiner	369	Al Simmons	1,275
Ken Griffey, Jr.	350	Ted Williams	1,258
Hank Aaron	342	Lou Gehrig	1,141
Ernie Banks	335	Hank Aaron	1,121
Frank Robinson	324	Johnny Mize	1,096
Ted Williams	323	Earl Averill	1,078
Albert Belle	321	Jim Bottomley	1,057
Mickey Mantle	320	Joe Medwick	1,047
Willie Mays	319	Chuck Klein	1,041
Mike Schmidt	314	Frank Thomas	1,040
Joe DiMaggio	303	Bob Johnson	1,040
Rocky Colavito	302	Del Ennis	1,029
Frank Thomas	301	Albert Belle	1,019
Juan Gonzalez	301	Ken Griffey, Jr.	1,018

Source: *Baseball Digest*

(second in the AL) on the road ... his .342 average vs. right-handers was sixth in the AL and .385 (40-104) mark vs. left-handers was fourth ... averaged one RBI every 4.0 at-bats (second in the AL) and one home run every 10.5 at-bats (first in the AL) ... his 32 home runs at the All-Star Break were the most ever by a Sox player and the seventh-most in baseball history ... recorded 100th and 101st RBI on 8/7 at California, becoming the fastest Sox player to reach 100 RBI in a season ... finished July with 31 RBI, tying Carlton Fisk (July 1985) for the second-best RBI production by a White Sox hitter in a month (since 1964) ... Sox were 27-9 when he homered, 45-17 when he drove in a run and 51-21 when he scored ... started 100 games at first base and 12 as designated hitter (one appearance as a pinch hitter on 6/14) ... had an on-base percentage of .504 and a slugging percentage of .798 vs. left-handed pitchers (both first in the AL) and posted marks of .482 (first in the AL) and .705 (second in the AL) vs. right-handers.

■ **1993:** Was a unanimous choice as AL Most Valuable Player ... became the 10th player in baseball history to be a unanimous selection (Houston's Jeff Bagwell was the 11th in 1994) ... was the third player in White Sox history to be named MVP, joining Nellie Fox (1959) and Dick Allen (1972) ... also was selected to the AL Silver Slugger team ... it was the second Silver Slugger honor of his career (as designated hitter in 1991) ... set the franchise home run mark with 41 homers on the season ... ranked in the AL Top 10 in hitting (.317), home runs (41), RBI (128), runs (106), total bases (333), walks (112), on-base percentage (.426), slugging percentage (.607) and extra-base hits (77) ... led the league in at-bats per RBI (4.3:1) and was third in at-bats per home run (13.4:1) ... was selected as the top player in the AL in a poll of his peers ... the Players Choice Award was presented by the Major League Baseball Players Association ... was selected the first baseman on the Associated Press Major League All-Star Team ... double on 9/15 at Kansas City set club extra-base hit mark after double on 9/14 tied Joe Jackson's club record ... tied the franchise single-season home run record with his 37th on 8/31 at New York ... home run was also the 100th of his career ... banded his left arm into the fence trying to make catch on 9/19 at Oakland ... did not play from 9/27 until the final day of the regular season ... led the team with a .336 (80-238) average, 21 home runs and 60 RBI after the All-Star Break ... 22 of his 41 home runs tied the score or put the Sox ahead, including 13 of his last 16 ... 26 home runs at Comiskey Park were one behind Dick Allen's record 27 in 1972 ... his 128 RBI tied Luke Appling (1936) for second place all-time for the Sox ... had major-league leading 15 first-inning homers ... finished second in the league in RBI to Cleveland's Albert Belle (129 to 128) ... hit 11 home runs in July and 10 in August when he was AL Player of the Month ... reached base safely in 138 of 153 games ... reached base safely 288 times, the fourth-highest total in the AL ... his 13 sacrifice flies were a franchise record, breaking Minnie Minoso's mark of 12 in 1961 ... was 1-1 in the All-Star Game ... 18-game hitting streak ended on 6/29 at Cleveland ... hit second career grand slam on 4/30 vs. Toronto ... had 15 RBI over a five-game stretch from 4/26-30, the best performance by a Sox player since at least 1981.

■ **1992:** Led the AL in extra-base hits (72) and on-base percentage (.439) ... tied for first in walks (122) and doubles (46) ... ranked second in runs (108), third in average (.323), slugging percentage (.536) and RBI (115), fourth in total bases (307) and fifth in hits (185) ... became the fifth Sox hitter since 1943 to reach the 40-double plateau ... named September's AL Player of the Month ... batted .357 (50-140) vs. left-handers ... hit .342 (96-281) on the road, second-best in the majors ... tallied club-high 48th multihit game on 10/1 ... RBI total of 115 tied for seventh in club history ... recorded first five-hit game of his career on 9/16 at New York ... recorded then career-high 19-game hitting streak (.432, 32-74) that ended on 8/10 at Oakland ... became the first player in Sox history to walk 100 times in consecutive seasons ... named AL Player of the Week twice (5/4-10 and 7/20-26) ... batted .343 (138-402) with 17 home runs and 85 RBI in 110 games after moving to the third spot in the batting order on 6/6 ... hit two home runs on 5/8 at

Thomas By Season

Yr.	VS. LEFT-HANDERS				
	AVG	AB	H	HR	RBI
90	.408	71	29	5	12
91	.376	170	64	11	35
92	.357	140	50	8	26
93	.311	151	47	14	38
94	.385	104	40	12	23
95	.389	126	49	16	35
96	.403	119	48	13	37
97	.358	106	38	12	31
98	.226	137	31	5	18
99	.253	75	19	3	7
00	.407	91	37	10	32
01	.313	16	5	2	4
	.350	1306	457	111	298

Yr.	VS. RIGHT-HANDERS				
	AVG	AB	H	HR	RBI
90	.283	120	34	2	19
91	.293	389	114	21	74
92	.312	433	135	16	99
93	.319	398	127	27	90
94	.342	295	101	26	78
95	.281	367	103	24	76
96	.333	408	136	27	97
97	.344	424	146	23	94
98	.277	448	124	24	91
99	.314	411	129	12	70
00	.314	491	154	33	111
01	.192	52	10	2	6
	.310	4236	1313	237	905

Yr.	AT HOME				
	AVG	AB	H	HR	RBI
90	.342	73	25	2	13
91	.371	267	99	24	61
92	.305	292	89	10	54
93	.326	279	91	26	66
94	.385	179	69	22	50
95	.296	247	73	15	49
96	.335	251	84	16	52
97	.319	251	80	16	53
98	.289	284	82	15	55
99	.310	252	78	9	42
00	.347	291	101	30	86
01	.200	45	9	2	6
	.325	2711	880	187	587

Yr.	ON THE ROAD				
	AVG	AB	H	HR	RBI
90	.322	118	38	5	18
91	.271	292	79	8	48
92	.342	281	96	14	61
93	.307	270	83	15	62
94	.327	220	72	16	51
95	.321	246	79	25	62
96	.362	276	100	24	82
97	.378	279	104	19	72
98	.243	301	73	14	54
99	.299	234	70	6	35
00	.309	291	90	13	57
01	.261	23	6	2	4
	.314	2831	890	161	606

Monthly Bests

AVG452
	5/94
HR	12
	twice, last 6/00
RBI	31
	twice, last 7/97

Baltimore, including the game-winner in the 10th inning ... became just the second Sox player to record 20 or more home runs and 100 or more RBI in consecutive seasons, joining Eddie Robinson (29/117 in 1951 and 22/104 in 1952) ... with 109 RBI in 1991 and 115 in 1992, also became the sixth Sox player to drive in 100 runs in consecutive seasons and the first since Minnie Minoso (104 in 1953 and 116 in 1954).

■ **1991:** Finished third in AL MVP voting with 181 total points (Cal Ripken 318, Cecil Fielder 286) ... named to both Associated Press and *The Sporting News* postseason All-Star teams ... finished second to Chili Davis in AL Outstanding Designated Hitter voting ... reached base safely 317 times (178 hits, 138 walks and one hit by pitch) to become the 38th player (88 times) in modern major league history to reach base safely at least 300 times ... set franchise record for walks on 9/28 vs. Seattle, breaking Lu Blue's 60-year-old mark of 127 and finished with 138 ... led AL in on-base percentage (.453), finished fifth in home runs (32) and RBI (109), eighth in runs (104) and ninth in batting average (.318) ... reached base safely in 145 of 158 games ... 32 home runs tied for sixth on Sox single-season all-time list ... named AL Player of the Week on 4/28 and 8/4 ... named AL Player of the Month for August when he hit .373 (41-110) with eight home runs, 27 RBI and 24 walks ... 309 total bases were the fourth-highest total in franchise history ... Sox posted 22-8 mark when he homered and 24 of his 32 roundtrippers came at Comiskey Park ... became second Sox player to bat over .300, hit 30 or more home runs and drive in over 100 runs (Dick Allen, 1972; .308, 37 HR, 113 RBI) ... started 101 games at designated hitter and 56 at first base ... had exploratory arthroscopic surgery on his right shoulder performed by Dr. Frank Jobe on 10/11.

■ **1990:** Made major-league debut on 8/2 at Milwaukee ... collected hits in 45 of his 60 games, including a 13-game hitting streak (9/17-30) ... his .330 batting average was the highest by a Sox player with at least 200 plate appearances since Taffy Wright hit .333 in 1942 ... named AL Player of the Week on 9/24 ... his 156 major and minor league walks led professional baseball.

MINOR LEAGUE HIGHLIGHTS

■ **1990:** Named *Baseball America's* Minor League Player of the Year for his efforts at Class AA Birmingham ... batted .323 in 109 games for the Barons with a league-best 112 walks ... cracked 18 home runs while driving in 71 ... named Topps Southern League Player of the Month for July.

■ **1989:** Following selection from Auburn University, split season between Rookie Sarasota and Class A Sarasota ... with Rookie Sarasota of the Gulf Coast League, batted .333 (16-48) over 16 games ... played 55 games at Sarasota of the Florida State League ... was signed by Danny Monzon and Mike Rizzo.

COMMUNITY INVOLVEMENT

■ Has participated in the Leukemia and Lymphoma Society's Breakfast With Champions the past two years ... among his charitable activities in 2000, filmed a public service announcement promoting gun safety among youths and welcomed a 12-year-old boy from Orland Park to a White Sox game at Comiskey Park as part of the Make-A-Wish Foundation ... started Chicago business, Big Hurt Enterprises, after the 1994 season to handle fan mail and his Foundation's efforts ... established the Frank Thomas Charitable Foundation in 1993 to improve the lives of Chicago-area residents ... activities have included a golf tournament, dinner gala, memorabilia auction, autograph event and Big Hurt merchandise sale ... created "Big Hurt's Buddies" program to supply hundreds of free tickets to fans ... donates \$50,000 annually to the Leukemia Society of America in memory of a younger sister who passed away from the disease when he was 10 years old ... Big Hurt Toys & Book Drive collected holiday gifts for Chicago Boys & Girls Clubs in 1996 and 1997 ... produced public service announcements for the Chicagoland Safe Kids Coalition and the National Spit Tobacco Education Program ... is Sox spokesperson for MLB/NEA "Give School a Major League Effort" program ... member of the Leukemia Society of America's national sports committee ...

Thomas' Career MultiHR Games

No.	Date	Opp.	Pitcher	No.	Date	Opp.	Pitcher
3	9/15/96	at Bos.	Wakefield (3)	2	8/9/95	at Sea.	Wells (2)
2	7/15/91	vs. Bos.	Gardiner (2)	2	9/13/95	at Cal.	Percival, Bielecki
2	8/21/91	vs. Det.	Cerutti, Gleaton	2	5/21/97	vs. Bos.	Hammond, Wasdin
2	5/8/92	at Bal.	Mussina, Olson	2	6/1/97	at Mil.	Mercedes, Wickman
2	7/11/93	at Bal.	Moyer, Frohwirth	2	4/18/98	at Tor.	Hentgen, Almanzar
2	7/27/93	vs. Cle.	Mutis, Hernandez	2	6/21/00	vs. Cle.	Speier, Karsay
2	8/23/93	vs. N.Y.	Wickman, Farr	2	6/28/00	vs. Min.	Lincoln (2)
2	5/25/94	vs. Min.	Pollo (2)	2	6/30/00	vs. Bos.	Florie, Gormier
2	8/21/94	vs. Tex.	Deltmer (2)	2	8/9/00	vs. Sea.	Moyer (2)
2	6/26/95	at Min.	Radke, Guardado				

has acted as spokesperson for the StreetWise/Chicago White Sox Charities clothing drives (1995-98) ... introduced own candy bar, the "Frank Thomas Bar", in February 1996 to assist fund-raising efforts of schools, various youth groups and community organizations.

MISCELLANEOUS/PERSONAL

■ Has three children: Sterling Edward, Sloan Alexandra and Sydney Blake ... participated in the 2001 Big League Challenge, a home run hitting contest featuring 12 of the top sluggers in Major League Baseball ... joined Cecil Fielder in a tour of Asia during the 1995 offseason ... signed football scholarship with Auburn in 1986 ... played only as a freshman, catching three passes for 45 yards as a tight end ... played baseball at Auburn and holds the school record for career home runs (49) and single-season record for walks (73) ... named Southeastern Conference's MVP in 1989 and was All-SEC Tournament selection ... selected to *The Sporting News* 1989 All-America Team ... led SEC in batting (.403) and RBI (83) and finished second in home runs (19) ... named First-Team All-SEC first baseman in 1988 ... led SEC with a .385 average ... named the designated hitter on *Baseball America's* Modern Era College All-Star Team ... selected member of *Baseball America's* Freshman All-America Team and First-Team All-SEC in 1987 ... set Auburn single-season home run record with 21 ... member of the U.S. Pan-Am Team ... graduate of Columbus (Ga.) High School ... made a cameo appearance in the 1992 film, "Mr. Baseball", starring Tom Selleck ... appeared in an episode of "Married...With Children" in November 1994 ... was the grand marshal of the 1994 Brach Holiday Parade in Chicago.

YEAR	CLUB	AVG	G	AB	R	H	TB	2B	3B	HR	RBI	SH	SF	HB	BB	SO	SB	CS	E
1989	Sarasota (GCL)	.365	17	42	8	19	27	5	0	1	11	0	2	1	11	3	1	0	2
	Sarasota (FSL)	.277	55	188	27	52	75	9	1	4	30	0	1	3	31	33	0	1	7
1990	Birmingham	.323	109	353	84	114	205	27	5	18	71	0	4	5	*112	74	7	5	14
	WHITE SOX	.330	60	191	39	63	101	11	3	7	31	0	3	2	44	54	0	1	5
1991	WHITE SOX	.318	158	559	104	178	309	31	2	32	109	0	2	1	*138	112	1	2	2
1992	WHITE SOX	.323	160	573	108	185	307	#46	2	24	115	0	11	5	#122	88	6	3	13
1993	WHITE SOX	.317	153	549	106	174	333	36	0	41	128	0	13	2	112	54	4	2	15
1994	WHITE SOX	.353	113	399	*106	141	291	34	1	38	101	0	7	2	*109	61	2	3	7
1995	WHITE SOX	.308	#145	493	102	152	299	27	0	40	111	0	*12	6	*136	74	3	2	7
1996	WHITE SOX	.349	141	527	110	184	330	26	0	40	134	0	8	5	109	70	1	1	9
1997	WHITE SOX	*.347	146	530	110	184	324	35	0	35	125	0	7	3	109	69	1	1	11
1998	WHITE SOX	.265	160	585	109	155	281	35	2	29	109	0	11	6	110	93	7	0	2
1999	WHITE SOX	.305	135	486	74	148	229	36	0	15	77	0	8	9	87	66	3	3	4
2000	WHITE SOX	.328	159	582	115	191	364	44	0	43	143	0	8	5	112	94	1	3	1
2001	WHITE SOX	.221	20	68	8	15	30	3	0	4	10	0	1	0	10	12	0	0	1
MINOR TOTALS		.312	181	593	120	185	307	41	6	23	112	0	7	9	154	110	8	6	23
A.L. TOTALS		.319	1550	5542	1091	1770	3198	364	10	348	1193	0	91	46	1198	847	29	21	77
M.L. TOTALS		.319	1550	5542	1091	1770	3198	364	10	348	1193	0	91	46	1198	847	29	21	77

*Led League #Tied for League Lead

— Selected by the White Sox in first round (seventh overall) of free agent draft (6/5/89).

— On White Sox disabled list with a stress fracture of the third metatarsal bone in his left foot (7/8-30/96).

— On White Sox disabled list with a pulled left oblique muscle in his abdomen (6/7-22/97).

— On White Sox disabled list with a torn right triceps (5/10/01-remainder of season).

DIVISION SERIES RECORD

YEAR	CLUB	AVG	G	AB	R	H	TB	2B	3B	HR	RBI	SH	SF	HB	BB	SO	SB	CS	E
2000	SOX vs. Sea.	.000	3	9	0	0	0	0	0	0	0	0	0	0	4	0	0	0	0

LEAGUE CHAMPIONSHIP SERIES RECORD

YEAR	CLUB	AVG	G	AB	R	H	TB	2B	3B	HR	RBI	SH	SF	HB	BB	SO	SB	CS	E
1993	SOX vs. Tor.	.353	6	17	2	6	9	0	0	1	3	0	0	0	10	5	0	0	0

ALL-STAR GAME RECORD

YEAR	CLUB, SITE	AVG	G	AB	R	H	TB	2B	3B	HR	RBI	SH	SF	HB	BB	SO	SB	CS	E	
1993	A.L., Baltimore	1.000	1	1	0	1	1	0	0	0	0	0	0	0	0	0	0	0	0	
1994	A.L., Pittsburgh	1.000	1	2	1	2	2	0	0	0	1	0	0	0	1	0	0	0	0	
1995	A.L., Texas	.500	1	2	1	1	4	0	0	1	2	0	0	0	0	0	0	0	0	
1996	A.L., Philadelphia	DID NOT PLAY DUE TO INJURY																		
1998	A.L., Colorado	DID NOT PLAY DUE TO INJURY																		
TOTALS		.800	3	5	2	4	7	0	0	1	3	0	0	0	1	0	0	0	0	

FRANK THOMAS' STATISTICAL BREAKDOWN

	2001									CAREER								
	AVG	G	AB	H	HR	RBI	BB	SO		AVG	G	AB	H	HR	RBI	BB	SO	
Anaheim	—	—	—	—	—	—	—	—	—	.346	120	428	148	26	83	100	68	
Baltimore	—	—	—	—	—	—	—	—	—	.330	99	352	116	31	96	86	49	
Boston	—	—	—	—	—	—	—	—	—	.317	112	398	126	31	82	84	69	
Cleveland	.313	5	16	5	1	2	6	4		.332	126	452	150	33	109	105	75	
Detroit	.158	5	19	3	1	2	2	2		.338	121	455	154	29	111	87	54	
Kansas City	—	—	—	—	—	—	—	—		.325	122	443	144	24	86	86	55	
Minnesota	.273	6	22	6	2	5	2	4		.305	117	426	130	33	99	64	64	
New York-AL	—	—	—	—	—	—	—	—		.294	102	360	106	14	68	90	60	
Oakland	.100	3	10	1	0	1	0	2		.316	116	399	126	23	82	99	71	
Seattle	.000	1	1	0	0	0	0	0		.295	123	438	129	31	94	95	82	
Tampa Bay	—	—	—	—	—	—	—	—		.292	30	106	31	6	23	26	15	
Texas	—	—	—	—	—	—	—	—		.330	109	391	129	19	78	83	48	
Toronto	—	—	—	—	—	—	—	—		.282	106	372	105	16	65	79	60	
Interleague	—	—	—	—	—	—	—	—		.329	67	210	69	12	46	35	39	
Chicago-NL	—	—	—	—	—	—	—	—		.283	15	60	17	4	8	9	16	
Cincinnati	—	—	—	—	—	—	—	—		.313	5	16	5	3	8	4	3	
Houston	—	—	—	—	—	—	—	—		.300	10	40	12	1	5	1	4	
Milwaukee	—	—	—	—	—	—	—	—		.343	97	335	115	22	80	84	43	
Pittsburgh	—	—	—	—	—	—	—	—		.393	8	28	11	0	6	7	4	
St. Louis	—	—	—	—	—	—	—	—		.372	12	43	16	2	10	9	7	
Home	.200	13	45	9	2	6	5	7		.325	775	2711	880	187	587	600	396	
Road	.261	7	23	8	2	4	5	5		.314	775	2831	890	161	608	598	451	
Day	.250	8	28	7	2	4	5	4		.316	461	1663	525	96	346	345	267	
Night	.200	12	40	8	2	6	5	8		.321	1089	3879	1245	252	847	853	580	
vs. Left	.313	—	16	5	2	4	3	4		.350	—	1306	457	111	298	308	183	
vs. Right	.192	—	52	10	2	6	7	8		.310	—	4236	1313	237	895	890	664	
Grass	.207	17	58	12	2	6	8	10		.324	1336	4763	1541	306	1039	1043	708	
Turf	.300	3	10	3	2	4	2	2		.294	214	779	229	42	154	155	139	
Pre-ASG	.221	20	68	15	4	10	10	12		.324	837	3022	979	196	659	669	480	
Post ASG	—	—	—	—	—	—	—	—		.314	713	2520	791	152	534	529	367	
RISP	.167	—	18	3	1	5	3	4		.330	—	1522	502	86	827	463	254	
Bases Loaded	.375	—	0	0	0	1	0	0		.376	—	109	41	7	132	12	16	
March/April	.221	20	68	15	4	10	10	12		.308	226	816	251	45	175	175	127	
May	—	—	—	—	—	—	—	—		.328	264	930	305	60	218	232	157	
June	—	—	—	—	—	—	—	—		.324	263	978	317	71	206	198	154	
July	—	—	—	—	—	—	—	—		.328	249	895	294	62	202	201	123	
August	—	—	—	—	—	—	—	—		.317	298	1051	333	63	218	226	146	
Sept./Oct.	—	—	—	—	—	—	—	—		.310	250	872	270	47	174	166	140	
As PH	.000	—	1	0	0	0	0	0		.286	—	14	4	1	4	0	3	
As DH	.259	—	58	15	4	10	9	11		.293	—	2161	634	109	403	467	365	

Thomas' Career Game Bests

Hits — 5 (9/16/92 at N.Y.-AL)
 HR — 3 (9/15/96 at Bos.)
 GS — 1 (7 times, last 9/11/00 vs. Det.)
 RBI — 6 (twice, last 7/15/00 vs. St. L.)
 SB — 1 (28 times, last 5/14/99 at N.Y.-AL)
 Hitting Streak — 21 (5/24-6/15/99)

Thomas' Career Grand Slams

No.	Date	Opp.	Inn.	Pitcher
1	6/24/91	vs. Sea.	8th	Mike Jackson
2	4/30/93	vs. Tor.	3rd	Todd Stottlemyre
3	7/18/94	vs. Det.	7th	Joe Boever
4	9/20/96	at Mln.	2nd	Rich Robertson
5	7/31/98	at Tex.	5th	John Burkett
6	4/26/00	vs. Bal.	4th	Sidney Ponson
7	9/11/00	vs. Det.	8th	Nelson Cruz

Thomas' Career Fielding — 1B

Year, Club	Pct.	G	PO	A	E	TC	DP
1990, Chi.	.989	51	428	26	5	459	53
1991, Chi.	.996	56	459	27	2	488	43
1992, Chi.	.992	158	1428	92	13	1533	112
1993, Chi.	.989	150	1222	83	15	1320	128
1994, Chi.	.991	99	735	45	7	787	74
1995, Chi.	.991	90	738	34	7	779	67
1996, Chi.	.992	139	1098	85	9	1192	111
1997, Chi.	.986	97	739	49	11	799	70
1998, Chi.	.984	14	116	6	2	124	12
1999, Chi.	.990	49	385	18	4	407	40
2000, Chi.	.996	30	266	15	1	282	38
2001, Chi.	.955	3	20	1	1	22	2
Totals	.991	936	7634	481	77	8192	750

FRANK THOMAS' CAREER BATTING AT MAJOR LEAGUE PARKS

PARK	AVG	G	AB	R	H	2B	3B	HR	RBI	SB	CS	BB	SO	OBP	SLG
Edison Field	.335	61	221	48	74	15	0	14	42	2	0	58	47	.472	.593
Camden Yards	.299	44	157	36	47	4	0	11	37	0	0	42	18	.443	.535
Memorial Stadium	.292	6	24	4	7	2	0	1	4	0	0	4	5	.393	.500
Fenway Park	.339	58	218	40	74	17	0	16	45	2	2	41	36	.434	.638
New Comiskey Park	.324	750	2638	545	855	178	5	185	574	13	11	574	372	.444	.606
Old Comiskey Park	.342	25	73	16	25	4	2	2	13	0	1	26	24	.510	.534
Jacobs Field	.311	44	161	27	50	13	0	10	41	0	0	40	28	.449	.578
Municipal Stadium	.342	20	76	7	26	4	0	2	12	0	0	9	11	.402	.474
Comerica Park	.258	8	31	2	8	1	0	0	2	0	0	2	2	.303	.290
Tiger Stadium	.355	53	200	42	71	15	0	11	54	2	0	44	23	.455	.595
Kauffman Stadium	.304	80	224	46	68	9	0	12	47	2	1	46	30	.416	.504
Metrodome	.266	59	214	33	57	16	0	12	43	1	1	33	35	.357	.509
Yankee Stadium	.291	48	172	32	50	7	1	6	32	2	2	44	29	.439	.448
Network Coliseum	.327	58	202	40	66	11	0	13	50	1	2	50	38	.463	.574
SAFECO Field	.152	9	33	4	5	0	0	1	4	0	0	4	8	.243	.242
The Kingdom	.314	53	188	40	59	13	1	14	38	1	0	51	35	.458	.617
Tropicana Field	.339	15	56	9	19	5	0	3	13	1	0	11	8	.443	.589
The Ballpark	.333	36	126	27	42	10	0	6	24	0	0	28	10	.439	.556
Arlington Stadium	.347	19	75	10	26	5	0	3	19	0	1	8	14	.407	.533
SkyDome	.294	50	187	32	55	12	0	10	36	0	0	34	35	.412	.519
Wrigley Field	.278	9	36	9	10	1	0	2	6	0	0	5	9	.372	.472
Cinergy Field	.429	3	7	5	3	1	0	2	6	0	0	4	2	.636	1.429
Enron Field	.250	2	8	1	2	0	0	1	3	0	0	0	0	.250	.625
Astrodome	.125	2	8	0	1	0	0	0	0	0	0	0	1	.125	.125
County Stadium	.337	47	166	30	56	17	1	11	43	1	0	37	21	.459	.651
Three Rivers Stadium	.278	5	18	2	5	1	0	0	3	1	0	3	4	.364	.333
Busch Stadium	.391	6	23	4	9	3	0	0	2	0	0	2	2	.462	.522

PLAYERS

Frank Thomas At First Base and Designated Hitter

Year	Avg.	First Base					
		AB	H	HR	RBI	SLG	OBP
1990	.331	166	55	7	31	.548	.452
1991	.303	195	59	10	40	.518	.429
1992	.326	565	184	24	114	.540	.442
1993	.314	532	167	40	121	.602	.424
1994	.370	351	130	36	93	.769	.503
1995	.331	314	104	31	76	.691	.481
1996	.349	525	183	40	133	.627	.459
1997	.363	355	129	27	95	.662	.467
1998	.302	53	16	3	12	.547	.406
1999	.346	188	65	8	32	.553	.422
2000	.354	113	40	12	39	.761	.432
2001	.000	9	0	0	0	.000	.100
Totals	.336	3366	1132	238	786	.620	.452

Year	Avg.	Designated Hitter					
		AB	H	HR	RBI	SLG	OBP
1990	.292	24	7	0	0	.452	.375
1991	.325	363	118	22	68	.570	.464
1992	.143	7	1	0	1	.286	.250
1993	.412	17	7	1	7	.765	.500
1994	.234	47	11	2	8	.447	.373
1995	.273	176	48	9	35	.466	.413
1996	—	—	—	—	—	—	—
1997	.314	175	55	8	30	.509	.435
1998	.261	532	139	26	97	.474	.378
1999	.281	295	83	7	45	.424	.412
2000	.321	467	150	30	102	.587	.436
2001	.259	58	15	4	10	.517	.353
Totals	.293	2161	634	109	403	.511	.418

Frank Thomas Career Milestones

Hits	Date	Opp.	Pitcher
1	8/3/90	at Mil.	Mark Knudson
500	6/20/93	at Cal.	Russ Springer
1,000	7/1/96	vs. Min.	Dave Stevens
1,500	6/24/99	vs. Min.	Brad Radke
HR	Date	Opp.	Pitcher
1	8/28/90	at Min.	Gary Wayne
50	6/19/92	vs. Det.	Frank Tanana
100	8/31/93	at N.Y.	Sterling Hitchcock
150	5/29/95	at Cle.	Dennis Martinez
200	6/9/96	at Bal.	Jimmy Haynes
250	8/14/97	vs. Oak.	Willie Adams
300	8/7/99	at Oak.	Kevin Appier
RBI	Date	Opp.	Pitcher
1	8/2/90	at Mil.	Randy Veres
250	9/27/92	vs. Cal.	Chuck Crim
500	9/23/95	at Min.	Jose Parra
750	5/10/97	vs. Oak.	Dave Telgheder
1,000	6/6/99	vs. Pit.	Jose Silva

White Sox Milestones Within Reach

Dept.	No.	Rank	Next	With
Games	1,550	7th	Harold Baines	1,638
			Eddie Collins	1,670
Runs	1,091	3rd	Nellie Fox	1,187
Hits	1,770	4th	Eddie Collins	2,005
TB	3,198	2nd	Luke Appling	3,528
Walks	1,198	2nd	Luke Appling	1,302

THOMAS ON THE LEADER BOARD

PLAYERS

ALL-TIME

Home Runs

49. Carlton Fisk	376
50. Rocky Colavito	374
51. Gil Hodges	370
52. Ralph Kiner	369
53. Matt Williams*	362
54. Joe DiMaggio	361
55. Gary Gaetti	360
56. Johnny Mize	359
57. Yogi Berra	358
58. Lee May	354
59. Dick Allen	351
60. Chili Davis	350
61. Jeff Bagwell*	361
62. Frank Thomas*	348
George Foster	348

Walks

30. Tim Lincecum*	1,308
31. Luke Appling	1,302
32. Al Kaline	1,277
33. Ken Singleton	1,263
34. Jack Clark	1,262
35. Rusty Staub	1,255
36. Ty Cobb	1,249
37. Willie Randolph	1,243
38. Jimmy Wynn	1,224
39. Dave Winfield	1,216
40. Pee Wee Reese	1,210
41. Fred McGriff*	1,202
42. Frank Thomas*	1,198
Richie Ashburn	1,198

On-Base Percentage

1. Ted Williams	.482
2. Babe Ruth	.474
3. John McGraw	.465
4. Billy Hamilton	.455
5. Lou Gehrig	.447
6. Frank Thomas*	.438

Slugging Percentage

1. Babe Ruth	.690
2. Ted Williams	.634
3. Lou Gehrig	.632
4. Jimmie Foxx	.609
5. Hank Greenberg	.605
6. Manny Ramirez*	.594
7. Mark McGwire*	.588
8. Barry Bonds*	.585
9. Mike Piazza*	.580
10. Joe DiMaggio	.579
11. Frank Thomas*	.579

*Active in 2001

WHITE SOX SEASON

Player	Year	HR
Albert Belle	1998	49
Frank Thomas	2000	43
Frank Thomas	1993	41
Frank Thomas	1996	40
Frank Thomas	1995	40
Frank Thomas	1994	38
Carlton Fisk	1985	37
Dick Allen	1972	37
Frank Thomas	1997	35
Ron Kittle	1983	35

Player	Year	2B
Albert Belle	1998	48
Frank Thomas	1992	46
Albert Belle	1997	45
Floyd Robinson	1962	45
Frank Thomas	2000	44
Ivan Calderon	1990	44
Chet Lemon	1979	44
Bibb Falk	1926	43
Earl Sheely	1925	43

Player	Year	RBI
Albert Belle	1998	152
Frank Thomas	2000	143
Zeke Bonura	1936	138
Frank Thomas	1996	134
Frank Thomas	1993	128
Luke Appling	1936	128
Magglio Ordonez	2000	126
Frank Thomas	1997	125
Joe Jackson	1920	121
Al Simmons	1933	119

Player	Year	TB
Albert Belle	1998	399
Frank Thomas	2000	364
Joe Jackson	1920	336
Frank Thomas	1993	333
Frank Thomas	1996	330
Carl Reynolds	1930	329
Frank Thomas	1997	324
Magglio Ordonez	2000	321
Magglio Ordonez	1999	318
Magglio Ordonez	2001	316

Player	Year	SLG
Frank Thomas	1994	.729
Albert Belle	1998	.655
Frank Thomas	1996	.626
Frank Thomas	2000	.625
Frank Thomas	1997	.611
Frank Thomas	1993	.607
Frank Thomas	1995	.606
Dick Allen	1972	.603
Joe Jackson	1920	.589
Oscar Gamble	1977	.588

WHITE SOX CAREER

Average

1. Joe Jackson	.339
2. Eddie Collins	.331
3. Carl Reynolds	.322
4. Frank Thomas	.319
5. Zeke Bonura	.317

Runs Scored

1. Luke Appling	1,319
2. Nellie Fox	1,187
3. Frank Thomas	1,093
4. Eddie Collins	1,063
5. Minnie Minoso	893

Hits

1. Luke Appling	2,749
2. Nellie Fox	2,470
3. Eddie Collins	2,005
4. Harold Baines	1,789
5. Frank Thomas	1,770

Doubles

1. Luke Appling	440
2. Frank Thomas	364
3. Nellie Fox	335
4. Harold Baines	320
5. Eddie Collins	265

Home Runs

1. Frank Thomas	348
2. Harold Baines	221
3. Carlton Fisk	214
4. Robin Ventura	171
5. Bill Melton	154

Runs Batted In

1. Frank Thomas	1,193
2. Luke Appling	1,116
3. Harold Baines	981
4. Minnie Minoso	808
5. Eddie Collins	804

Total Bases

1. Luke Appling	3,528
2. Frank Thomas	3,198
3. Nellie Fox	3,118
4. Harold Baines	2,844
5. Eddie Collins	2,567

Walks

1. Luke Appling	1,302
2. Frank Thomas	1,198
3. Eddie Collins	965
4. Robin Ventura	668
5. Nellie Fox	658
Minnie Minoso	658

Given Name: Jose Antonio Valentin**Position:** Infielder**Bats:** Switch**Throws:** Right**Height:** 5-10**Weight:** 185**Opening Day Age:** 32**Born:** October 12, 1969, Manati, Puerto Rico**Resides:** Manati, Puerto Rico**First Pro Contract:** San Diego Padres, signed as a free agent, October 12, 1986.**Sox Acquisition:** Obtained from the Milwaukee Brewers with Cal Eldred in exchange for Jaime Navarro and John Snyder, January 12, 2000.**Major League Service:** Eight years, 58 days.**Contract Status:** Signed through 2003 (signed a three-year contract with a fourth-year club option, November 22, 2000.)

■ **2001:** Hit a career-high 28 home runs in his second season with the White Sox, eclipsing his previous high of 25 set in 2000 ... averaged one home run every 15.6 at-bats, ninth-best in the American League ... his .509 slugging percentage was second among Sox regulars behind Magglio Ordonez (.533) ... made 57 starts at third base, 36 at shortstop and 18 in center field ... compiled a .926 fielding percentage at third base (13 E/175 TC) and a .953 percentage (9 E/191 TC) at shortstop ... hit .312 (44-141) with 10 home runs at shortstop, .225 (49-218) with 15 home runs at third base and .271 (19-70) with three home runs in center field ... started in center field on Opening Day ... was on the 15-day disabled list from 6/9-24 with a strained right hamstring ... suffered the injury running the bases in the first inning on 6/8 vs. the Cubs and was bothered by the injury most of the remainder of the season ... hit .290 (58-200) prior to the injury and .231 (55-238) after ... batted .267 (100-374) with 25 home runs vs. lefties and .203 (13-64) with three homers vs. right-handers ... hit 14 home runs at home and 14 on the road ... struck out a team-high 114 times ... his eight home runs in August ranked fifth in the AL and were a career monthly best ... ranked ninth in the league with seven homers in May ... also led the Sox with 19 runs scored in the month ... finished second in the AL behind Cleveland's Jim Thome with an average of 4.14 pitches seen per plate appearance ... hit two home runs on 5/11 vs. Texas, 8/22 at Kansas City and 8/31 vs. Cleveland, increasing his career multihomer games total to 10 ... homered twice from the right side of the plate for the first time in his career on 5/11 vs. Texas, including a game-ending solo shot in the 10th inning ...



received his first career ejection (by umpire Ted Barrett) on 7/23 at Cleveland for arguing balls and strikes ... hit .278 (27-97) from the leadoff position ... led off 17 straight games from 5/20-6/24, going 22-69 (.319) with three home runs and 11 RBI ... hit his second career leadoff home run on 7/2 vs. Minnesota ... had game-ending hits on 5/9 vs. Anaheim and 5/11 vs. Texas ... scored winning run on 5/30 vs. Toronto, sliding under the tag at the plate on a Magglio Ordonez grounder to third base ... hit four home runs in four games from 5/11-15 ... appeared in 1,000th career game on 8/24 at Tampa Bay, collected 500th RBI on 9/25 vs. Minnesota and scored 500th career run on 5/6 vs. Texas ... homered in back-to-back games on 5/11-12 (three total) ... matched his career best with four hits (sixth time) on 5/9 vs. Anaheim ... stole his 100th career base on 4/28 vs. Seattle ... made first career start at third base on 4/6 vs. Detroit.

Flair For The Dramatic

Since joining the White Sox in 2000, Jose Valentin has been part of six game-winning plays at Comiskey Park. Among his heroics, Valentin hit a game-ending single off Mariano Rivera on 6/23/00 vs. New York and scored the winning run on Frank Thomas' double on 8/5/00 vs. Oakland. He also hit a game-ending homer on 5/11/01 vs. Texas. Valentin's flair for the dramatic:

Date	Opp	Inn.	Play
6/23/00	vs. N.Y.	9th	RBI single
8/5/00	vs. Oak.	10th	winning run
9/1/00	vs. Ana.	8th	2-run single
5/9/01	vs. Ana.	9th	RBI double
5/11/01	vs. Tex.	10th	Solo HR
5/30/01	vs. Tor.	8th	winning run

MAJOR LEAGUE HIGHLIGHTS

■ **Career:** Worked with a track coach and martial arts specialist during the 2001 offseason to help prevent the hamstring problems that plagued him throughout the 2001 season ... has averaged 26.5 home runs in his two seasons with the White Sox ... needs 155 hits for 1,000, nine doubles for 200 and seven home runs for 150 ... has reached double-digit home runs in each of the last eight seasons (averaging 17.8) ... has 10 career multihomer games (last on 8/31/01 vs. Cleveland) ... homered from both sides of the plate on 9/30/00 vs. Kansas City with the Sox and 7/1/99 at the Cubs as a member of the Brewers ... homered twice from the right side of the plate for the only time in his career on 5/11 vs. Texas ... 134 of his 143 career home runs have come left-handed ... hit three home runs on 4/3/98 at Florida, becoming just the seventh major-league shortstop in the 20th century and first Brewers player (fourth overall) since Dale Sveum on 7/17/87 to accomplish that feat.

■ **2000:** Established career highs in average (.273), at-bats (568), runs scored (107), hits (155), total bases (279), doubles (37), home runs (25, since broken) and extra-base hits (68) and tied his career best with 19 stolen bases in his first season with the White Sox ... his 25 home runs set a franchise record for shortstops, breaking Ron Hansen's record of 20 set in 1964 ... his 68 extra-base hits were 49 more than the combined output of Sox shortstops in 1999 ... ranked second on the club in doubles and triples (six), third in home runs, extra-base hits and slugging percentage (.491), tied for third in runs scored and tied for fourth in RBI ... was one of six Sox players to record 20 home runs and 90 RBI and one of a club-record five to score 100 runs, joining Ray Durham (121), Frank Thomas (115), Carlos Lee (107) and Magglio Ordonez (102) ... scored a run every .49 times he reached base, the third-best ratio in the American League behind teammates Carlos Lee (.50) and Chris Singleton (.50) ... became the fifth player in Sox history to hit for the cycle on 4/27 vs. Baltimore, going 4-5 with five RBI to join Chris Singleton (1999), Carlton Fisk (1984), Jack Brohamer (1977) and Ray Schalk (1922) ... fell a single shy of hitting for the cycle again on 5/27 vs. Cleveland, going 3-4 with a career-high six RBI ... would have become the second player in major-league history to hit for two cycles in one season, joining Brooklyn's Babe Herman (1931) ... hit .300 (3-10) with two doubles, two runs scored, an RBI and three stolen bases in the ALDS vs. Seattle ... batted .282 (138-489) from the left side of the plate and .215 (17-79) from the right ... 24 of his 25 home runs came left-handed ... committed 36 errors for a .950 fielding percentage, lowest among AL shortstops ... Sox were 17-11 when he committed an error and only 16 of his 36 miscues led to runs ... helped turn 117 double plays, third among major-league shortstops behind Alex Rodriguez (122) and Neifi Perez (120) ... hit .302 with 16 homers, 56 RBI and a .576 slugging percentage at home ... was a .248 (76-306) hitter on the road ... batted .306 (59-193) during the day compared to .256 (96-375) at night ... hit .284 (69-243) in the second half, including a career monthly best .337 (31-92) average with 20 RBI in August ... homered from both sides of the plate for the second time in his career on 9/30 vs. Kansas City, joining Ken Henderson, Tim Raines and Brian Simmons as one of four players in Sox history to accomplish the feat ... it was seventh career multihomer game and second of the season ... also homered twice on 6/11 vs. the Cubs ... first home run was the 100th of career ... was 19 for 21 (90.5 percent) in stolen base attempts ... scored four runs on three occasions ... compiled a career-high 13-game hitting streak from 8/11-25 (.370, 20-54) ... scored in 10 straight games from 8/12-21 ... recorded eight straight multihit games from 7/27-8/5 ... recorded game-winning, pinch-hit two-run single on 9/1 vs. Anaheim ... hit first career pinch homer on 7/26 vs. Kansas City ... hit first career leadoff home run on 7/21 at Boston ... followed Ray Durham's leadoff homer on 7/4 at Kansas City with a solo shot, marking the first time the Sox have accomplished that feat since 9/2/37-1 when Boze Berger and Mike Kreevich went deep ... made first major-league start in the outfield (right) on 7/1 vs. Boston, driving in four runs ... reached base safely in

Shortstops With Three Home Runs In One Game

Player, Club	Date	Site
Jose Valentin, MIL	4/3/98	at Fla.
Cal Ripken, BAL	5/28/96	at Sea.
John Valentin, BOS	6/12/95	vs. Sea.
Jeff Blauser, ATL	7/12/92	at Cubs
Barry Larkin, CIN	6/28/91	vs. Hou.
Fred Patek, CAL	6/20/80	at Bos.
Ernie Banks, CUBS	9/14/57-2	vs. Pit.
Ernie Banks, CUBS	8/4/55	vs. Pit.

Hitting For The Cycle

Jose Valentin became the fifth player in White Sox history to hit for the cycle when he accomplished the feat on April 27, 2000 vs. Baltimore. Valentin singled in the first inning, doubled in the second, tripled in the third and homered in the eighth to become the second Sox player in two years to hit for the cycle. Ray Schalk (June 22, 1922 at Detroit) was the first Sox player to accomplish the feat. Followed by Jack Brohamer on September 24, 1977 at Seattle, Carlton Fisk on May 16, 1984 vs. Kansas City and Chris Singleton on July 6, 1999 vs. Kansas City. One month later, on May 27 vs. Cleveland, Valentin fell a single short of becoming the second player in major-league history (Brooklyn's Babe Herman in 1931) to hit for two cycles in one season.

six straight plate appearances from 6/23-24 ... hit fifth career grand slam and first with the Sox on 6/18 at New York off Orlando Hernandez ... led off on 5/22 at Toronto, going 1-3 ... hit first Sox home run on 4/24 vs. Baltimore ... committed four errors on 4/8 at Oakland ... went 2-4 with a run scored in his Sox debut on 4/3 at Texas ... reached base safely in 11 straight games to begin the season ... played center field in the Puerto Rican Winter League.

■ **1999:** Missed more than two months of the season after tearing the ulnar collateral ligament in his left thumb on 4/10 at Houston ... was placed on the 15-day disabled list on 4/13 and underwent surgery to repair injury on 4/15 ... returned to the lineup on 6/16 and hit safely in 14 of his first 17 games (.377, 23-61) ... hit his fourth career grand slam on 8/25 vs. Los Angeles (off Kevin Brown) ... homered from both sides of the plate on 7/1 at Wrigley Field for his fourth career multihomer game ... second home run was just his fifth career from the right side of the plate ... set a Brewers National League record and equaled a franchise mark with two triples on 9/29-1 vs. Pittsburgh ... posted a .937 fielding percentage (22 E/349 TC) ... homered in three straight games from 6/19-21 ... twice drove in four runs ... played for Puerto Rico in the Caribbean World Series, hitting a game-winning home run in the 11th inning of the series-clinching victory over the Dominican Republic ... also played for Mayaguez in the Puerto Rican Winter League.

■ **1998:** Hit three home runs on 4/3 at Florida, becoming just the seventh major-league shortstop in the 20th century and first Brewers player (fourth overall) since Dale Sveum on 7/17/87 to accomplish that feat ... went 3-3 with three home runs, three runs scored and a career-high five RBI in the game ... recorded his third career multihomer game on 6/12 at Pittsburgh ... matched his career-high with four hits on 6/8 vs. Kansas City ... hit .387 (12-31) during a nine-game hitting streak from 6/27-7/9 ... notched his 500th career hit on 8/27 at Arizona (Andy Benes) ... had one hit from 7/29-8/21 ... made 110 starts at shortstop, committing 21 errors ... played for Mayaguez in the Puerto Rico Winter League.

■ **1997:** Stole a career-high 19 bases (matched in 2000) ... batted .293 (48-231) on the road compared to an AL-worst .208 (48-231) at home ... 15 of his 17 homers came against right-handers ... grounded into double plays just 5.1 percent of the time, ninth-best in the American League ... compiled a 10-game hitting streak (.371, 13-35) from 5/23-6/1 ... also hit in nine straight games from 7/2-14 ... started the season in a 2-20 (.100) slump before fracturing the middle finger on his right hand while attempting to bunt on 4/13 vs. Toronto ... was on the disabled list from 4/14-5/5.

■ **1996:** Set career highs in virtually every offensive category, including home runs (24) and RBI (95) ... grounded into four double plays in 135 situations (3.0 percent), the best ratio in the AL ... drove in four runs three times ... hit third career grand slam on 7/18 vs. Kansas City ... batted .248 against left-handers, up from .133 in 1995 ... hit his first two career homers against lefties ... after committing 15 errors in 1995, led all major-league shortstops with 37 ... hit .277 with 12 home runs, 57 RBI and 50 runs scored in the first half ... compiled a then career-high, 12-game hitting streak from 6/17-30 (.426, 20-47) ... went 4-6 with a home run and career-high four runs scored on 4/2 at Anaheim ... twice collected four hits.

■ **1995:** His ratio of grounding into double plays was the best in the AL ... was limited to pinch-running duty in September after breaking a finger on his throwing hand while diving into a base on 8/21 at Kansas City ... hit game-winning grand slam in the ninth on 6/21 at Toronto ... recorded first career multihomer game on 6/10 vs. Cleveland off Orel Hershiser ... collected four hits on 5/20 at Texas.

■ **1994:** Named Brewers Rookie of the Year ... his 11 home runs were the most by a Brewers middle infielder since Dale Sveum hit 25 in 1987 ... all 11 homers were hit left-handed ... hit first career grand slam on 7/20 vs. Kansas City (Tom Gordon) ... twice drove in four runs ... led AL shortstops with 20 errors.

■ **1993:** Was recalled from Class AAA New Orleans on 9/3 ... made his first major-league start at shortstop on 9/5 at Seattle ... collected his first hit on 9/8 at Kansas City, a single off Hipolito Pichardo ... hit his first career home run on 9/15 vs. New York, a three-run shot off Rich Monteleone.

■ **1992:** Was recalled by the Brewers on 9/11 ... made major-league debut on 9/17 at Boston, scoring as a pinch-runner in the eighth inning ... played his first game in the field on 9/18 vs. Baltimore ... was 0-3 with an error in his first major-league start (third base) on 10/4 at Oakland.

MINOR LEAGUE HIGHLIGHTS

■ **1993:** Opened the season at Class AAA New Orleans ... led the Zephyrs in triples (five), walks (47), sacrifice bunts (14), hit by pitches (eight) and strikeouts (87) ... was recalled by Milwaukee on 9/3.

■ **1992:** Spent the campaign at Class AAA Denver ... led the American Association with 139 games played and topped AA shortstops in games, total chances, putouts, assists, errors and double plays ... posted a 14-game hitting streak from 6/29-7/19 ... was recalled by Milwaukee on 9/2.

■ **1991:** Spent the season at Class AA Wichita ... established minor-league career highs in virtually every offensive category ... homered twice on 7/30 vs. Arkansas ... also hit three doubles on 5/12 at Tulsa.

Monthly Bests

AVG337
	8/00
HR	8
	8/01
RBI	21
	5/96

- **1990:** Played in just 11 games for Wichita before missing rest of season with a dislocated left shoulder.
- **1989:** Spent the majority of season at Class A Riverside before being promoted to Wichita on 8/4.
- **1988:** Played in 133 games at Class A Charleston.
- **1987:** Appeared in 70 games with Class A Spokane, the Northwest League champions, in his first professional season ... signed with San Diego on 10/12/86.

COMMUNITY INVOLVEMENT

- Was the White Sox nominee for the 2001 Roberto Clemente Award ... among his charitable activities during the 2001 season, led an assembly for local school children promoting Major League Baseball's *Breaking Barriers: In Sports, In Life* event with Sharon Robinson, daughter of Jackie Robinson ... also attended the opening ceremonies of the Inner City Little League at Comiskey Park, hosted local children for free baseball clinics at the Chicago Bulls/White Sox Training Academy, volunteered to sign autographs to raise money for heart attack victims, donated White Sox game tickets to local youth groups for the second straight season and visited Banner Day Camp in Lake Forest, Ill.

MISCELLANEOUS/PERSONAL

- Married Ilika ... has two sons: Jesmuel and Yomar, and one daughter: Joveliz ... graduated in 1987 from Fernando Callejo High School in Manabi, P.R., where he played volleyball, baseball and basketball ... brother, Javier, plays with the Minnesota Twins and was named the Midwest League's Top Prospect in 1995 ... nickname is Tony.

YEAR	CLUB	AVG	G	AB	R	H	TB	2B	3B	HR	RBI	SH	SF	HB	BB	SO	SB	CS	E
1987	Spokane	.250	70	244	52	61	79	8	2	2	24	3	0	1	35	38	8	5	26
1988	Charleston	.232	133	444	56	103	143	20	1	6	44	9	4	3	45	83	11	4	60
1989	Riverside	.194	114	381	40	74	124	10	5	10	41	5	2	5	37	93	8	7	46
	Wichita	.245	18	49	8	12	19	1	0	2	5	3	0	0	5	12	1	0	8
1990	Wichita	.278	11	36	4	10	12	2	0	0	2	1	0	0	5	7	2	1	2
1991	Wichita	.251	129	447	73	112	195	22	5	17	68	4	5	4	55	115	8	6	40
1992	Denver	.240	139	492	78	118	168	19	11	3	45	9	6	5	53	99	9	4	38
	MILWAUKEE	.000	4	3	1	0	0	0	0	0	1	0	1	0	0	0	0	0	1
1993	New Orleans	.247	122	389	56	96	155	22	5	9	53	14	4	8	47	87	9	10	29
	MILWAUKEE	.245	19	53	10	13	21	1	2	1	7	2	0	1	7	16	1	0	5
1994	MILWAUKEE	.239	97	285	47	68	120	19	0	11	46	4	2	2	38	75	12	3	20
1995	MILWAUKEE	.219	112	338	62	74	136	23	3	11	49	7	4	0	37	83	16	8	15
1996	MILWAUKEE	.259	154	552	90	143	262	33	7	24	95	6	4	0	66	145	17	4	37
1997	MILWAUKEE	.253	136	494	58	125	201	23	1	17	58	4	5	4	39	109	19	8	20
	Beloit	.500	2	6	3	3	4	1	0	0	1	0	0	0	2	1	0	0	0
1998	MILWAUKEE	.224	151	428	65	96	168	24	0	16	49	2	3	1	63	105	10	7	21
1999	MILWAUKEE	.227	89	256	45	58	107	9	5	10	38	2	5	2	48	52	3	2	22
	Louisville	.250	8	20	6	5	14	0	0	3	3	0	0	0	4	3	0	1	0
2000	WHITE SOX	.273	144	568	107	155	279	37	6	25	92	13	4	4	59	106	19	2	36
2001	WHITE SOX	.258	124	438	74	113	223	22	2	28	88	8	3	3	50	114	9	6	22
MINOR TOTALS		.237	744	2508	376	594	913	105	29	52	286	48	21	26	288	538	56	38	249
SOX TOTALS		.266	266	1006	181	268	502	59	8	53	160	21	7	7	109	220	28	8	58
A.L. TOTALS		.252	790	2731	449	691	1242	158	21	117	416	43	25	17	296	648	93	32	157
N.L. TOTALS		.225	240	684	110	154	275	33	5	26	87	4	8	3	111	157	13	9	43
M.L. TOTALS		.247	1030	3415	559	845	1517	191	26	143	503	48	31	17	407	805	106	40	200

- Signed by San Diego as a free agent (10/12/86).
- On Class AA Wichita disabled list with dislocated left shoulder (4/16-5/1/90).
- On Class AA Wichita disabled list with dislocated left shoulder (5/18/90-remainder of season).
- On Milwaukee disabled list with fractured middle finger on left hand (4/14-5/5/97).
- On Milwaukee disabled list with torn ulnar collateral ligament in left thumb (4/11-6/16/99).
- On White Sox disabled list with a strained right hamstring (6/9-24/01).

DIVISION SERIES RECORD

YEAR	CLUB	AVG	G	AB	R	H	TB	2B	3B	HR	RBI	SH	SF	HB	BB	SO	SB	CS	E
2000	SOX vs. Sea.	.300	3	10	2	3	5	2	0	0	1	1	0	0	2	2	3	0	1

JOSE VALENTIN'S STATISTICAL BREAKDOWN

	2001									CAREER								
	AVG	G	AB	H	HR	RBI	BB	SO		AVG	G	AB	H	HR	RBI	BB	SO	
Anaheim	.267	7	30	8	1	2	0	6		.294	43	163	48	6	22	14	39	
Baltimore	.273	4	11	3	0	1	3	2		.251	57	183	46	7	23	19	40	
Boston	.200	4	15	3	1	2	2	4		.222	54	185	41	4	26	20	49	
Cleveland	.250	14	44	11	3	11	11	14		.254	67	240	61	16	49	32	66	
Detroit	.348	18	69	24	4	15	7	15		.258	76	271	70	9	37	36	65	
Kansas City	.268	14	56	15	5	11	3	15		.290	77	269	78	11	38	24	53	
Minnesota	.207	16	58	12	4	8	4	16		.222	77	270	60	10	39	23	61	
New York-AL	.000	4	9	0	0	0	1	3		.215	49	158	34	5	22	20	41	
Oakland	.250	9	28	7	1	1	0	5		.285	55	193	55	11	39	10	36	
Seattle	.250	9	36	9	3	6	5	11		.194	49	170	33	8	23	19	45	
Tampa Bay	.154	4	13	2	0	0	1	7		.304	14	56	17	1	10	4	21	
Texas	.289	9	38	11	3	6	3	7		.289	50	173	50	5	24	24	31	
Toronto	.227	6	22	5	2	4	4	7		.267	61	191	51	12	32	30	51	
Interleague	.333	6	9	3	1	1	6	2		.228	55	193	44	7	25	22	47	
Chicago-NL	.333	4	6	2	1	1	3	1		.307	32	101	31	10	21	17	28	
Cincinnati	—	—	—	—	—	—	—	—		.222	23	72	16	3	7	8	19	
Houston	—	—	—	—	—	—	—	—		.121	24	66	8	1	3	10	19	
Milwaukee	.000	1	2	0	0	0	3	1		.286	4	14	4	0	4	5	1	
Pittsburgh	1.000	1	1	1	0	0	0	0		.225	23	71	16	3	9	5	14	
St. Louis	—	—	—	—	—	—	—	—		.270	25	63	17	1	9	7	11	
Home	.266	59	207	55	14	35	27	49		.249	505	1636	408	66	265	218	357	
Road	.251	65	231	58	14	33	23	65		.246	525	1779	437	77	238	189	448	
Day	.237	35	114	27	5	14	20	30		.244	348	1162	283	43	182	148	278	
Night	.265	89	324	86	23	54	30	84		.249	682	2253	562	100	321	259	527	
vs. Left	.203	—	64	13	3	7	8	15		.221	—	756	167	9	69	83	194	
vs. Right	.267	—	374	100	25	61	42	99		.255	—	2659	678	134	434	324	611	
Grass	.265	110	388	103	25	62	48	98		.252	890	2959	747	123	448	364	672	
Turf	.200	14	50	10	3	6	2	16		.215	140	456	98	20	55	43	133	
Pre-ASG	.282	64	238	67	14	36	22	59		.261	524	1834	478	76	279	197	433	
Post ASG	.230	60	200	46	14	32	28	55		.232	506	1581	367	67	224	210	372	
RISP	.302	—	86	26	5	39	17	21		.275	—	851	234	35	358	143	198	
Bases Loaded	.333	—	6	2	0	6	1	3		.342	—	79	27	5	81	8	18	
March/April	.274	19	73	20	5	14	7	20		.256	116	394	101	17	68	56	88	
May	.282	26	103	29	7	14	9	23		.232	174	616	143	20	83	59	145	
June	.293	13	41	12	1	6	4	11		.291	174	622	181	30	101	49	151	
July	.224	18	58	13	3	7	10	16		.238	199	677	161	29	90	92	155	
August	.284	24	88	25	8	16	5	23		.259	192	609	158	30	94	67	142	
Sept./Oct.	.187	24	75	14	4	11	15	21		.203	175	497	101	17	67	84	124	
As PH	.111	—	9	1	0	0	1	6		.205	—	39	8	1	8	4	15	
As DH	—	—	—	—	—	—	—	—		.400	—	5	2	0	0	0	0	

Valentin's Career Game Bests

- Hits — 4 (six times, last 5/9/01 vs. Ana.)
- HR — 3 (4/3/98 at Fla.)
- GS — 1 (five times, last 6/18/00 at N.Y.)
- RBI — 6 (5/27/00 vs. Cle.)
- SB — 2 (several times, last 9/23/00 at Min.)
- Hitting Streak — 13 games (8/11-25/00)

Valentin's Career Grand Slams

No.	Date	Opp.	Inn.	Pitcher
1	7/20/94	vs. K.C.	6th	Tom Gordon
2	6/21/95	at Tor.	9th	Mike Timlin
3	6/18/96	vs. K.C.	7th	Julio Valera
4	8/25/99	vs. L.A.	6th	Kevin Brown
5	6/18/00	at N.Y.	1st	Orlando Hernandez

Valentin's Career Fielding — SS

Year, Club	Pct.	G	PO	A	E	TC	DP
1992, Mil.	—	1	0	0	0	0	0
1993, Mil.	.922	18	20	51	6	77	9
1994, Mil.	.954	83	130	285	20	435	59
1995, Mil.	.971	104	164	333	15	512	85
1996, Mil.	.950	151	243	460	37	740	113
1997, Mil.	.967	134	208	383	20	611	86
1998, Mil.	.963	139	173	370	21	564	69
1999, Mil.	.937	85	113	214	22	349	38
2000, Chi.	.950	141	233	456	36	725	117
2001, Chi.	.953	43	64	117	9	190	34
Totals	.956	900	1348	2669	186	4203	610

JOSE VALENTIN'S CAREER BATTING AT MAJOR LEAGUE PARKS

PARK	AVG	G	AB	R	H	2B	3B	HR	RBI	SB	CS	BB	SO	OBP	SLG
Edison Field	.276	25	98	19	27	5	0	5	12	2	1	8	27	.327	.480
Camden Yards	.277	23	83	18	23	6	0	4	12	5	2	6	21	.326	.494
Fenway Park	.280	30	100	16	26	8	0	3	11	3	1	14	26	.353	.430
Comiskey Park	.272	152	541	106	147	27	6	33	100	15	3	78	109	.366	.527
Jacobs Field	.242	32	120	22	29	8	1	6	20	4	1	11	34	.303	.475
Municipal Stadium	.100	3	10	3	1	0	0	0	0	1	0	1	4	.182	.100
Comerica Park	.286	15	63	12	18	4	1	3	11	1	1	3	12	.318	.524
Tiger Stadium	.221	24	77	12	17	1	0	1	8	2	1	13	21	.333	.273
Kauffman Stadium	.314	42	153	21	48	13	2	5	17	2	4	11	29	.358	.523
Metrodome	.224	39	134	20	30	8	0	6	18	5	1	9	36	.267	.418
Yankee Stadium	.195	23	77	8	15	6	0	3	10	3	0	5	26	.256	.390
Network Coliseum	.287	29	101	17	29	2	0	6	21	4	1	3	18	.299	.485
SAFECO Field	.220	11	41	6	9	3	0	2	4	1	1	4	11	.289	.439
The Kingdom	.125	14	40	2	5	2	0	1	2	0	1	5	16	.222	.250
Tropicana Field	.250	9	36	5	9	4	1	0	4	1	0	0	15	.250	.417
The Ballpark	.333	24	81	18	27	8	0	2	12	1	0	10	14	.402	.506
SkyDome	.267	28	86	15	23	2	0	7	17	6	1	11	29	.351	.535
Bank One Ballpark	.111	7	18	0	2	0	0	0	2	0	0	2	3	.190	.111
Turner Field	.182	9	33	6	6	3	0	0	2	0	1	4	4	.270	.273
Wrigley Field	.344	21	61	13	21	4	1	6	15	2	0	13	20	.467	.738
Cinergy Field	.229	14	48	4	11	3	0	3	7	0	0	3	12	.275	.479
Coors Field	.304	9	23	4	7	0	0	0	3	0	1	2	3	.360	.304
Pro Player Stadium	.333	9	27	7	9	1	0	4	7	1	0	10	3	.500	.815
Enron Field	.154	3	13	2	2	1	0	0	0	0	0	1	3	.214	.231
Astrodome	.077	13	39	4	3	1	0	1	1	0	1	6	12	.200	.179
Dodger Stadium	.160	7	25	3	4	0	0	1	1	1	2	5	2	.300	.280
County Stadium	.235	375	1167	179	274	68	14	36	174	45	14	151	269	.324	.410
Miller Park	.000	1	2	0	0	0	0	0	0	0	0	3	1	.600	.000
Olympic Stadium	.083	3	12	0	1	1	0	0	1	0	0	2	3	.200	.167
Shea Stadium	.000	2	7	0	0	0	0	0	0	0	0	0	3	.000	.000
Veterans Stadium	.211	6	19	1	4	1	0	0	0	1	1	2	3	.286	.263
Three Rivers Stadium	.231	7	26	5	6	1	0	2	2	0	0	3	4	.310	.500
Busch Stadium	.174	10	23	4	4	0	0	1	2	0	0	4	4	.321	.304
Qualcomm Stadium	.000	5	10	0	0	0	0	0	2	0	0	0	3	.000	.000
3 Com Park	.381	6	21	7	8	0	0	2	5	0	1	4	5	.480	.667

Valentin's Career Fielding — 3B

Year, Club	Pct.	G	PO	A	E	TC	DP
1994, Mil.	1.000	1	0	1	0	1	0
1995, Mil.	1.000	1	0	2	0	2	1
2001, Chi.	.926	66	49	113	13	175	9
Totals	.927	68	49	116	13	178	10

Valentin's Career Fielding — OF

Year, Club	Pct.	G	PO	A	E	TC	DP
2000, Chi.	—	1	0	0	0	0	0
2001, Chi.	1.000	24	46	3	0	49	1
Totals	1.000	25	46	3	0	49	1

Valentin's Career Fielding — 2B

Year, Club	Pct.	G	PO	A	E	TC	DP
1992, Mil.	.667	1	1	1	1	3	0
1994, Mil.	1.000	18	21	50	0	71	11
Totals	.986	19	22	51	1	74	11

Sox Switch-Hitting Home Runs

Jose Valentin became just the fourth player in White Sox history to homer from both sides of the plate in one game when he connected twice on September 30, 2000 vs. Kansas City. Valentin homered in the third inning off right-handed starter Blake Stein and in the eighth off lefty Scott Mullen. Outfielder Ken Henderson was the first player in Sox history to homer from both sides of the plate on August 29, 1975 at Baltimore (off LHP Ross Grimsley and RHP Wayne Garland). Tim Raines repeated the trick on August 31, 1993 at New York (off LHP Sterling Hitchcock and RHP Rich Monteleone). Brian Simmons preceeded Valentin on September 26, 1998 at Kansas City (off RHP Brian Barber and LHP Allen McDill).

DAN WRIGHT

36

Given Name: Jonathan Daniel Wright
Position: Pitcher
Bats: Right **Throws:** Right
Height: 6-5 **Weight:** 225
2002 Opening Day Age: 24
Born: December 14, 1977, Longview, Texas
Resides: Batesville, Ark.
First Pro Contract: White Sox.
Sox Acquisition: Selected in the second round, June 1999
First-Year Player Draft.
Major League Service: 66 days.
Contract Status: Signed through 2002.



PLAYERS

■ **2001:** Made 13 appearances (12 starts) in his rookie season with the White Sox ... went 5-3 with a 5.83 ERA (41 ER/63.1 IP) in 12 starts and 0-0 with a 3.00 ERA (1 ER/3.0 IP) in one relief appearance ... became the first Sox pitcher since Kip Wells in 1999 to win his first two career starts ... was one of four Sox prospects to make his major-league debut in 2001, joining left-hander Ken Vining (5/22 at Toronto), outfielder Aaron Rowand (6/16 at St. Louis) and right-hander Josh Fogg (9/2 vs. Cleveland) ... was one of five Sox prospects drafted in the first three rounds since 1998 to reach the major leagues, joining Kip Wells (1st round, 1998), Rowand (S-1st, 1998), Fogg (3rd round, 1998) and Matt Ginter (1st round, 1999) ... opponents batted .300 (78-260) overall ... right-handers hit .342 (41-120) and lefties .264 (37-140) ... was 4-1 with a 5.03 ERA at home and 1-2 with a 6.67 ERA on the road ... Sox were 8-4 in his starts ... made three quality starts ... averaged 4.9 strikeouts per 9.0 IP (36 SO/66.1 IP) ... received 7.9 runs in support ... his contract was purchased from Class AA Birmingham on 7/27 ... made his major-league debut in relief that night at Boston, allowing one run on one hit over 3.0 IP ... yielded a solo home run to the first batter (Mike Lansing) but retired nine of the next 10 ... recorded his first major-league win in first start on 8/1 at Kansas City (4 ER/5.0 IP) ... allowed just one hit over 6.1 scoreless IP in victory on 8/6 vs. Tampa Bay ... carried a no-hitter into the seventh inning before yielding a one-out double to Chris Gomez ... went a career-high 7.2 IP on 8/11 at Seattle, allowing just one run on five hits ... left with a 3-1 lead, but Seattle rallied in the ninth for a 4-3 win ... suffered first career loss on 8/17 vs. Oakland (4 ER/6.0 IP) ... earned his first career road win on 9/10 at Cleveland (1 ER/7.0 IP) ... struck out a career-high six on 9/27 vs. Minnesota (2 ER/5.2 IP) ... compiled a career-high three-game winning streak from 9/5-27 ... was rated as the No. 8 Prospect in the Southern League in a postseason poll by *Baseball America* ... won Birmingham's Charles W. Lubin Award ... went 7-7 with a 2.82 ERA (42 ER/134.0 IP) and 128 strikeouts in 20 starts with the Barons ... led the Southern League in IP and ranked second in strikeouts and ERA at the time of his promotion ... limited opponents to a .229 average (112-490) ... averaged 8.6 strikeouts (128 SO) and 2.8 walks (21 BB) per 9.0 IP.

MINOR LEAGUE HIGHLIGHTS

■ **2000:** Was rated by *Baseball America* in a postseason poll as the No. 5 Prospect in the organization ... also cited by the same publication as having the Best Fastball and Best Breaking Ball in the Sox system ... spent time at Class A Winston-Salem and Class AA Birmingham, combining to go 11-12 with a 3.43 ERA (67 ER/175.2 IP) ... ranked among the organizational leaders in ERA, wins, games started, IP and strikeouts (137) ... made 16 quality starts ... lasted 6.0 IP or more in 19 of his 28 starts ... spent the majority of the season at Winston-Salem ... was 9-8 with a 3.74 ERA (55 ER/132.1 IP) with the Warhogs ... was named Player of the Month for July by the organization, Carolina League and TOPPS after going 4-0 with a 1.91 ERA in five starts ... averaged 7.0 strikeouts per 9.0 IP ... was promoted to Birmingham on 7/29 ... went 2-4 with a 2.49 ERA (12 ER/43.1 IP) in seven starts ... was a non-roster invitee to spring training.

■ **1999:** Made stops at Advanced Rookie Bristol and Class A Burlington in his first professional season ... spent the majority of the season at Bristol, going 2-0 with a 1.00 ERA (2 ER/18.0 IP) and one save in 10 relief appearances ... averaged 9.0 strikeouts per 9.0 IP (18 SO) ... *Baseball America* rated his fastball as tied for best among White Sox 1999 draftees (with Rob Purvis and Jason Stumm) ... limited opponents to a .209 (19-91) combined average ... went 2-0 with a 0.53 ERA (1 ER/17.0 IP) with 17 strikeouts in August for Bristol ... struck out a season-high six over 3.0 IP in his final Bristol appearance on 8/27 at Danville ... made two relief appearances at Class A Burlington ... also pitched in two postseason contests for the Bees, allowing two earned runs in 3.2 IP (4.91 ERA) ... was recommended/signed by Ken Stauffer and John Kazanas.

MISCELLANEOUS/PERSONAL

■ Single ... played collegiate baseball at Arkansas ... ranked 31st according to *Baseball America's* Top 100 Prospects in 1999 ... played in the Cape Cod League ... graduated in 1996 from Sullivan South High School ... member of the Arkansas State baseball championship team ... was an All-State selection in basketball his sophomore and junior year ... All-District in football as a junior and senior ... selected by the Cleveland Indians in the 19th round of the 1996 free agent draft but did not sign.

YEAR	CLUB	W-L	PCT	ERA	G	GS	CG	SHO	SV	IP	H	R	ER	HR	HB	BB-I	SO	WP	BK
1999	Bristol	2-0	1.000	1.00	10	0	0	0	1	18.0	14	8	2	1	1	9-1	18	3	0
	Burlington	0-0	.000	6.00	2	0	0	0	0	6.0	5	4	4	1	1	3-0	3	0	0
2000	Winston-Salem	9-8	.529	3.74	21	21	1	0	0	132.1	135	64	55	4	10	50-0	106	18	2
	Birmingham	2-4	.333	2.49	7	7	0	0	0	43.1	28	15	12	3	1	24-0	31	3	0
2001	Birmingham	7-7	.500	2.82	20	20	0	0	0	134.0	112	54	42	6	6	41-0	128	6	2
	WHITE SOX	5-3	.625	5.70	13	12	0	0	0	66.1	78	45	42	12	2	39-1	36	5	0
MINOR TOTALS		20-19	.513	3.10	60	48	1	0	1	333.2	294	145	115	15	19	127-1	286	30	4
A.L. TOTALS		5-3	.625	5.70	13	12	0	0	0	66.1	78	45	42	12	2	39-1	36	5	0
M.L. TOTALS		5-3	.625	5.70	13	12	0	0	0	66.1	78	45	42	12	2	39-1	36	5	0

— Selected by the White Sox in the second round of First-Year Player draft (6/99).

DAN WRIGHT'S STATISTICAL BREAKDOWN

	2001										CAREER									
	ERA	W-L	SV	IP	H	ER	BB	SO	ERA	W-L	SV	IP	H	ER	BB	SO				
Boston	3.00	0-0	0	3.0	1	1	1	1	3.00	0-0	0	3.0	1	1	1	1				
Cleveland	3.55	1-0	0	12.2	13	5	4	2	3.55	1-0	0	12.2	13	5	4	2				
Detroit	4.76	1-0	0	5.2	5	3	2	3	4.76	1-0	0	5.2	5	3	2	3				
Kansas City	13.50	1-0	0	10.2	25	16	5	6	13.50	1-0	0	10.2	25	16	5	6				
Minnesota	3.18	1-0	0	5.2	5	2	6	6	3.18	1-0	0	5.2	5	2	6	6				
New York-AL	11.25	0-1	0	4.0	8	5	3	2	11.25	0-1	0	4.0	8	5	3	2				
Oakland	6.00	0-1	0	6.0	8	4	5	3	6.00	0-1	0	6.0	8	4	5	3				
Seattle	1.17	0-0	0	7.2	5	1	2	5	1.17	0-0	0	7.2	5	1	2	5				
Tampa Bay	4.09	1-1	0	11.0	8	5	11	8	4.09	1-1	0	11.0	8	5	11	8				
Home	5.03	4-1	0	39.1	42	22	25	23	5.03	4-1	0	39.1	42	22	25	23				
Road	6.67	1-2	0	27.0	36	20	14	13	6.67	1-2	0	27.0	36	20	14	13				
Day	3.78	2-1	0	16.2	13	7	17	14	3.78	2-1	0	16.2	13	7	17	14				
Night	6.34	3-2	0	49.2	65	35	22	22	6.34	3-2	0	49.2	65	35	22	22				
Grass	5.40	5-2	0	61.2	71	37	35	32	5.40	5-2	0	61.2	71	37	35	32				
Turf	9.64	0-1	0	4.2	7	5	4	4	9.64	0-1	0	4.2	7	5	4	4				
Post ASG	5.70	5-3	0	66.1	78	42	39	36	5.70	5-3	0	66.1	78	42	39	36				
July	3.00	0-0	0	3.0	1	1	1	1	3.00	0-0	0	3.0	1	1	1	1				
August	6.25	2-2	0	36.0	44	25	23	20	6.25	2-2	0	36.0	44	25	23	20				
Sept./Oct.	5.27	3-1	0	27.1	33	16	15	15	5.27	3-1	0	27.1	33	16	15	15				
Starter	5.83	5-3	0	63.1	77	41	38	35	5.83	5-3	0	63.1	77	41	38	35				
Reliever	3.00	0-0	0	3.0	1	1	1	1	3.00	0-0	0	3.0	1	1	1	1				

DAN WRIGHT'S CAREER PITCHING AT MAJOR LEAGUE PARKS

PARK	ERA	W	L	SV	OPP	G	GS	IP	H	R	ER	HR	TBB	SO
Fenway Park	3.00	0	0	0	0	1	0	3.0	1	1	1	1	1	1
Comiskey Park	5.03	4	1	0	0	7	7	39.1	42	25	22	8	25	23
Jacobs Field	1.29	1	0	0	0	1	1	7.0	6	1	1	1	3	1
Kauffman Stadium	94.50	0	0	0	0	1	1	0.2	9	7	7	0	1	0
Yankee Stadium	11.25	0	1	0	0	1	1	4.0	8	5	5	2	3	2
SAFECO Field	1.17	0	0	0	0	1	1	7.2	5	1	1	0	2	5
Tropicana Field	9.64	0	1	0	0	1	1	4.2	7	5	5	0	4	4

Wright's Career Game Bests

SO, Starter — 6 (9/27/01 vs. Min, 5.2 IP)
 BB, Starter — 2 (8/11/01 at Sea., 7.2 IP)
 Hits, Starter — 5 (8/11/01 at Sea., 7.2 IP)
 IP, Starter — 7.2 (8/11/01 at Sea.)
 CG — None
 SHO — None
 Win Streak — 3 (9/5-27/01)

Wright's Career Fielding — P

Year, Club	Pct.	G	PO	A	E	TC	DP
2001, Chi.	.882	13	4	11	2	17	1
Totals	.882	13	4	11	2	17	1

KELLY WUNSCH

65

Given Name: Kelly Douglas Wunsch
Position: Pitcher
Bats: Left **Throws:** Left
Height: 6-5 **Weight:** 225
Opening Day Age: 29
Born: July 12, 1972, Houston, Texas
Resides: Houston, Texas
First Pro Contract: Milwaukee Brewers, selected in the first round (26th overall) of June 1993 free agent draft.
Sox Acquisition: Signed as a free agent, November 15, 1999.
Major League Service: Two years.
Contract Status: Signed through 2002.



PLAYERS

■ **2001:** After leading the American League with 83 appearances as a rookie in 2000, was limited by a shoulder injury to 33 games ... was placed on the 15-day disabled list on 6/18 and underwent season-ending surgery on 7/10 to repair a torn labrum in his left shoulder ... procedure was performed by Dr. James Andrews in Birmingham, Ala. ... was tied for fourth in the league in appearances at time of injury ... pitched in more than half (33 of 65) of the Sox games before being disabled ... went 1.0 IP or more in just 11 of his 33 games ... opponents batted .247 (21-85) overall ... right-handers hit .233 (10-43) and lefties .262 (11-42) ... first batters were 8-26 (.308) ... allowed four home runs and hit six batters ... posted three holds ... was 2-0 with a 3.38 ERA in 19 games at Comiskey Park and 0-1 with a 18.47 ERA in 14 outings on the road ... held batters to a .172 average at home compared to .407 average on the road ... posted first win of the season on 5/30 vs. Toronto ... surrendered a career-high four earned runs in 0.1 IP on 4/14 at Minnesota ... matched a career high with 2.0 scoreless IP on 5/13 at Texas ... took part in several weeklong rehabilitation sessions during the offseason at the Chicago Bulls/White Sox Training Academy in Lisle, Ill.

Most Holds By Sox Relievers (Since 1990)

Pitcher	No.	Year
Barry Jones	32	1990
Kelly Wunsch	25	2000
Keith Foulke	22	1999
Bob Howry	21	2001
Bob Howry	19	1998

MAJOR LEAGUE HIGHLIGHTS

■ **2000:** Finished fifth in the American League Rookie of the Year voting ... led the AL with 83 appearances (a Sox rookie record) and ranked third with 25 holds ... became the first White Sox pitcher to lead the AL in games since Bobby Thigpen in 1990 (77) and first left-hander since Wilbur Wood in 1970 (77) ... Wood set the club record when he pitched in 88 games in 1968 ... his 25 holds led the team and were the second most by a Sox pitcher since 1990 (Barry Jones, 32 in 1990) ... ranked sixth among AL relievers with a 2.93 ERA, tied for 10th with six wins and was ninth in opponents average (.221) ... held first batters to a .192 (14-73) average, fifth-best in the AL, and allowed just 24.3 percent (17-70) of inherited runners to score, 10th in the league ... left-handers batted .163 (17-104) with 34 strikeouts ... yielded only four home runs and just one to a left-hander (Anaheim's Darrin Erstad on 9/3) ... ERA at home was 1.78 (7 ER/35.1 IP) compared to 4.50 (13 ER/26.0 IP) on the road ... posted a 2.48 ERA (10 ER/36.1 IP) in the first half compared to a 3.60 ERA (10 ER/25.0 IP) after the break ... posted a 1.46 ERA (2 ER/12.1 IP) in March/April and a 1.86 ERA (2 ER/9.2 IP) in June ... opponents hit only .156 (19-122) at Comiskey Park ... ranked among AL relief leaders at the break in holds (T1st, 15), ERA (5th, 2.48), opponents average (9th, .221) and first batter efficiency (10th, .190) ... appeared in all three games of the ALDS vs. Seattle, going 0-1 with a 0.00 ERA (0.2 IP) ... was the losing pitcher in the deciding Game 3 at SAFECO Field ... made the Opening Day roster after being invited to spring training as a non-roster player ... went a season-high 2.0 IP on five occasions ... struck out a season-high three batters three times ... registered fifth win on 9/3 vs. Anaheim (2.0 IP) ... earned first two major-league victories on consecutive days (5/13-14 vs. Minnesota) ... made 12 straight scoreless outings (11.1 IP) from 4/7-30 ... posted his first career hold on 4/7 at Oakland, striking out Matt Stairs and Ben Grieve to preserve a one-run lead ... made major-league debut on Opening Day at Texas, pitching a perfect eighth inning.

MINOR LEAGUE HIGHLIGHTS

■ **1999:** Combined to go 6-2 with a 3.22 ERA (33 ER/92.1 IP) between Class AA Huntsville and Class AAA Louisville in the Milwaukee organization ... averaged 7.1 hits (40 H) and 0.18 home runs (1 HR) allowed per 9.0 IP at Huntsville ... was 3-1 with a 1.31 ERA (5 ER/34.1 IP) in relief and 2-0 with a 1.35

ERA (4 ER/26.2 IP) on the road ... posted a 0.64 ERA (1 ER/14.0 IP) in May and a 0.60 mark (1 ER/15.0 IP) in July ... threw 11.0 scoreless IP from 5/8-25 ... earned first career save on 5/25 vs. Knoxville with 2.2 scoreless IP ... allowed two runs (one earned) over two starts (15.0 IP) in July before being promoted to Louisville ... won his first two starts (both quality) with the Redbirds before working out of the bullpen in his final 14 appearances.

■ **1998:** Combined to go 8-7 with a 5.24 ERA (89 ER/153.0 IP) in 26 appearances with Class AA El Paso and Class AAA Louisville.

■ **1997:** Set career highs in ERA (3.46), IP (143.0) and strikeouts (98) at Class A Stockton after missing the 1996 campaign ... recorded a pair of shutouts.

■ **1996:** Was injured and did not play.

■ **1995:** Split season at Class A Beloit and Class A Stockton ... posted a combined record of 9-13 with a 4.73 ERA (84 ER/160.0 IP) ... tossed three complete games and notched first career shutout with Beloit.

■ **1994:** Split his second season between Beloit and Helena of the Pioneer League ... combined to make 26 starts.

■ **1993:** Made his professional debut at Beloit after being selected by the Brewers in the first round (26th overall) of the June free agent draft ... was a compensation pick awarded when Paul Molitor signed with Toronto on 12/7/92 ... was signed by David Young.

MISCELLANEOUS/PERSONAL

■ Married Jessica ... has one son: Fisher ... proposed to his wife in 1997 while disguised as the Class A Stockton team mascot ... attended Texas A&M, where he majored in mechanical engineering ... went 15-11 with a 4.73 ERA in three seasons with the Aggies ... fanned 223 batters in 203.2 IP, an average of 9.8 per 9.0 IP ... pitched in the College World Series in 1993 ... graduated in 1990 from Bellaire (Texas) High School ... selected by Atlanta in the June 1990 free agent draft but opted for college instead.

YEAR	CLUB	W-L	PCT	ERA	G	GS	CG	SHO	SV	IP	H	R	ER	HR	HB	BB-I	SO	WP	BK
1993	Beloit	1-5	.167	4.83	12	12	0	0	0	63.1	58	39	34	5	1	39-1	61	5	2
1994	Beloit	3-10	.231	6.16	17	17	0	0	0	83.1	88	69	57	11	13	47-1	77	6	0
	Helena	4-2	.667	5.12	9	9	1	0	0	51.0	52	39	29	7	10	30-0	37	6	1
1995	Beloit	4-7	.364	4.20	14	14	3	1	0	85.2	90	47	40	7	3	37-0	66	6	0
	Stockton	5-6	.455	5.33	14	13	1	1	0	74.1	89	51	44	4	7	39-0	62	6	0
1996					DID NOT PLAY DUE TO INJURY														
1997	Stockton	7-9	.438	3.46	24	22	2	2	0	143.0	141	65	55	11	14	62-0	98	9	2
1998	El Paso	5-6	.455	5.95	17	17	1	1	0	101.1	127	81	67	11	9	31-0	70	7	0
	Louisville	3-1	.750	3.83	9	8	0	0	0	51.2	53	23	22	6	3	15-0	35	2	0
1999	Huntsville	4-1	.800	1.95	22	3	0	0	1	50.2	40	13	11	1	4	23-1	35	0	0
	Louisville	2-1	.667	4.75	16	2	0	0	0	41.2	52	23	22	4	6	14-0	20	3	0
2000	WHITE SOX	6-3	.667	2.93	83	0	0	0	1	61.1	50	22	20	4	2	29-1	51	0	0
2001	WHITE SOX	2-1	.667	7.66	33	0	0	0	0	22.1	21	19	19	4	6	9-1	16	0	0
MINOR TOTALS		38-48	.442	4.60	154	117	8	5	1	746.0	790	450	381	67	70	337-3	562	50	5
A.L. TOTALS		8-4	.667	4.20	116	0	0	0	1	83.2	71	41	39	8	8	38-2	67	0	0
M.L. TOTALS		8-4	.667	4.20	116	0	0	0	1	83.2	71	41	39	8	8	38-2	67	0	0

— Selected in the first round (26th overall) of the free agent draft (6/93).

— On Class AA El Paso disabled list (4/4-5/13/96).

— On Class A Stockton disabled list (6/19-remainder of season).

— On Class AA El Paso disabled list (4/2-24/98).

— On Class AAA Louisville disabled list (4/8-5/7/99).

— On Class AAA Louisville disabled list (7/10-17/99).

— Signed by the White Sox as a free agent (11/15/99).

— On White Sox disabled list with torn left labrum (6/18/01-remainder of season).

Save Pct. — Career: 1-7 (14.3); 2001: 0-2 (0.0); 2000: 1-5 (20.0)

Holds — Career: 28; 2001: 3; 2000: 25

Inherited Runners/Scored — Career: 26-96 (27.1); 2001: 9-26 (34.6); 2000: 17-70 (24.3)

First-Batter Efficiency — Career: 22-99 (.222); 2001: 8-26 (.308); 2000: 14-73 (.192)

DIVISION SERIES RECORD

YEAR	CLUB	W-L	PCT	ERA	G	GS	CG	SHO	SV	IP	H	R	ER	HR	HB	BB-I	SO	WP	BK
2000	SOX vs. Sea.	0-1	.000	0.00	3	0	0	0	0	0.2	2	1	0	0	0	0	0	0	0

KELLY WUNSCH'S STATISTICAL BREAKDOWN

	2001									CAREER							
	ERA	W-L	SV	IP	H	ER	BB	SO		ERA	W-L	SV	IP	H	ER	BB	SO
Anaheim	0.00	0-0	0	2.1	1	0	1	1		1.93	1-0	0	9.1	6	2	3	9
Baltimore	—	—	—	—	—	—	—	—		0.00	0-0	0	2.0	2	0	1	1
Boston	—	—	—	—	—	—	—	—		0.00	0-0	0	6.0	3	0	1	6
Cleveland	0.00	0-0	0	3.2	3	0	1	2		0.00	0-0	0	6.2	4	0	4	5
Detroit	9.00	0-1	0	3.0	2	3	0	2		4.66	0-1	0	9.2	7	5	2	6
Kansas City	—	—	—	—	—	—	—	—		3.18	2-1	0	5.2	2	2	3	4
Minnesota	18.00	0-0	0	2.0	3	4	1	1		6.14	2-0	0	7.1	6	5	5	6
New York-AL	—	—	—	—	—	—	—	—		2.45	0-0	0	3.2	2	1	1	2
Oakland	27.00	0-0	0	0.2	2	2	1	1		9.82	0-0	0	3.2	6	4	1	6
Seattle	10.13	0-0	0	2.2	3	3	2	1		5.40	0-0	0	5.0	4	3	5	4
Tampa Bay	—	—	—	—	—	—	—	—		1.59	0-0	0	5.2	4	1	3	1
Texas	0.00	0-0	0	2.2	0	0	1	1		4.15	0-0	0	4.1	3	2	3	1
Toronto	7.71	1-0	0	2.1	3	2	0	4		10.38	2-1	0	4.1	8	5	1	6
Interleague	15.00	1-0	0	3.0	4	5	2	3		8.02	1-1	1	10.1	14	9	5	10
Chicago-NL	13.50	0-0	0	1.1	1	2	1	1		7.20	0-0	0	5.0	5	4	2	3
Cincinnati	0.00	1-0	0	0.2	1	0	0	0		0.00	1-0	0	1.0	2	0	0	1
Houston	—	—	—	—	—	—	—	—		0.00	0-0	0	0.1	2	0	1	0
Milwaukee	—	—	—	—	—	—	—	—		0.00	0-0	1	1.1	1	0	0	2
St. Louis	27.00	0-0	0	1.0	2	3	1	2		16.88	0-1	0	2.2	4	5	2	4
Home	3.38	2-0	0	16.0	10	6	2	10		2.28	7-2	1	51.1	29	13	14	42
Road	18.47	0-1	0	6.1	11	13	7	6		7.24	1-2	0	32.1	42	26	24	25
Day	5.40	0-0	0	8.1	3	5	3	4		3.94	2-1	0	29.2	25	13	11	19
Night	9.00	2-1	0	14.0	18	14	6	12		4.33	6-3	1	54.0	46	26	27	48
Grass	6.43	2-1	0	21.0	16	15	8	14		3.74	8-4	1	77.0	57	32	33	62
Turf	27.00	0-0	0	1.1	5	4	1	2		9.45	0-0	0	6.2	14	7	5	5
Pre-ASG	7.66	2-1	0	22.1	21	19	9	16		4.45	5-3	0	58.2	51	29	22	48
Post ASG	—	—	—	—	—	—	—	—		3.60	3-1	1	25.0	20	10	16	19
April	8.10	0-1	0	10.0	12	9	3	7		4.43	0-1	0	22.1	23	11	6	18
May	5.40	1-0	0	8.1	5	5	4	6		5.29	3-2	0	17.0	12	10	8	14
June	11.25	1-0	0	4.0	4	5	2	3		4.61	1-0	0	13.2	12	7	7	12
July	—	—	—	—	—	—	—	—		2.84	2-1	1	12.2	12	4	3	12
August	—	—	—	—	—	—	—	—		4.26	0-0	0	6.1	5	3	6	4
Sept./Oct.	—	—	—	—	—	—	—	—		3.08	2-0	0	11.2	7	4	8	7
Reliever	7.66	2-1	0	22.1	21	19	9	16		4.20	8-4	1	83.2	71	39	38	67

KELLY WUNSCH'S CAREER PITCHING AT MAJOR LEAGUE PARKS

PARK	ERA	W	L	SV	OPP	G	GS	IP	H	R	ER	HR	TBB	SO
Edison Field	2.70	0	0	0	0	4	0	3.1	4	1	1	0	2	5
Fenway Park	0.00	0	0	0	0	3	0	2.1	1	0	0	0	0	2
Comiskey Park	2.28	7	2	1	3	59	0	51.1	29	14	13	2	14	42
Jacobs Field	0.00	0	0	0	1	3	0	2.1	2	0	0	0	4	1
Comerica Park	12.27	0	1	0	1	7	0	3.2	4	5	5	2	2	1
Kauffman Stadium	4.50	1	1	0	0	4	0	4.0	2	2	2	1	2	3
Metrodome	27.00	0	0	0	1	4	0	1.2	6	5	5	0	3	0
Yankee Stadium	6.75	0	0	0	0	2	0	1.1	2	1	1	0	0	1
Network Coliseum	7.71	0	0	0	0	4	0	2.1	3	2	2	0	1	5
SAFECO Field	10.80	0	0	0	0	5	0	1.2	2	2	2	0	3	0
Tropicana Field	3.00	0	0	0	1	5	0	3.0	3	1	1	0	2	1
The Ballpark	10.80	0	0	0	0	5	0	1.2	2	3	2	0	3	0
SkyDome	5.40	0	0	0	0	4	0	1.2	4	1	1	0	0	3
Wrigley Field	5.40	0	0	0	0	2	0	1.2	2	1	1	1	0	0
Cinergy Field	0.00	0	0	0	0	2	0	0.1	1	0	0	0	0	1
Enron Field	0.00	0	0	0	0	1	0	0.1	2	0	0	0	1	0
Busch Stadium	27.00	0	0	0	0	2	0	1.0	2	3	3	2	1	2

Wunsch's Career Game Bests

SO, Reliever — 3 (8/8-2/00 vs. Sea., 1.1 IP)
 BB, Reliever — 0 (twice, last 5/13/01 vs. Tex., 2.0 IP)
 Hits, Reliever — 0 (5 times, last 5/13/01 vs. Tex., 2.0 IP)
 IP, Reliever — 2.0 (5 times, last 5/13/01 vs. Tex.)
 Win Streak — 3 (5/13-7/5/00)

Wunsch's Career Fielding — P

Year, Club	Pct.	G	PO	A	E	TC	DP
2000, Chi.	1.000	83	3	8	0	11	0
2001, Chi.	1.000	33	0	5	0	5	0
Totals	1.000	116	3	13	0	16	0

MITCH WYLIE

50



Given Name: Mitchell Andrew Wylie
Position: Pitcher
Bats: Right **Throws:** Right
Height: 6-3 **Weight:** 190
Opening Day Age: 25
Born: January 14, 1977, Davenport, Iowa
Resides: Princeton, Iowa
First Pro Contract: White Sox.
Sox Acquisition: Selected in the eighth round, June 1998
 First-Year Player Draft.
Major League Service: None.
Contract Status: Signed through 2002.

■ **2001:** Was named by *Baseball America* as the No. 20 Prospect in the White Sox organization ... tied for first in the Southern League and ranked second in the organization with 15 wins while spending most of the season at Class AA Birmingham ... also ranked among the Sox organization leaders in winning percentage (3rd, .750), strikeouts (8th, 127) and games started (T9th, 25) ... led the Barons in wins (15), games started (24) and IP (141.0) ... won nine straight starts from 7/3-8/18, compiling a 1.89 ERA (13 ER/62.0 IP) ... also won his first five decisions with Birmingham from 4/16-5/13 ... made 16 quality starts ... allowed 18 of his 66 earned runs with the Barons in just 3.2 IP over two starts ... minus those outings, his ERA would have been 3.01 ... was 5-1 with a 3.21 ERA (19 ER/53.1 IP) at home and 10-3 with a 4.83 ERA (47 ER/87.2 IP) on the road ... averaged 7.9 strikeouts per 9.0 IP ... struck out 10 batters on 6/16 vs. Mobile (2 ER/6.0 IP) in a no decision ... also fanned nine on three occasions ... was the Game 3 starter vs. Huntsville in the first round of the SL Playoffs ... allowed six runs (two earned) over 4.2 IP in a loss ... was promoted to Class AA Birmingham on 4/13 after beginning the season at Class A Winston-Salem ... won his Barons debut on 4/16, tossing 6.0 scoreless IP.

MINOR LEAGUE HIGHLIGHTS

- **2000:** Made 17 starts at Class A Winston-Salem.
- **1999:** Made six starts at Class A Burlington before his season was cut short by an elbow injury ... averaged 7.9 hits allowed (28 H) per 9.0 IP.
- **1998:** Made pro debut at Advanced Rookie Bristol ... ranked second on team with six saves ... averaged 9.6 strikeouts per 9.0 IP (32 SO/30.0 IP) ... was recommended/signed by Ken Stauffer and Nathan Durst.

MISCELLANEOUS/PERSONAL

- Single ... attended St. Ambrose University in Davenport, Iowa ... selected to the NAIA Honorable Mention All-America Team ... recorded a team-best 1.76 ERA (16 ER/63.2 IP) as a junior ... earned All-Conference and All-Region honors.

YEAR	CLUB	W-L	PCT	ERA	G	GS	CG	SHO	SV	IP	H	R	ER	HR	HB	BB-I	SO	WP	BK
1998	Bristol	0-2	.000	3.30	20	0	0	0	6	30.0	34	12	11	1	0	11-2	32	7	0
1999	Burlington	1-0	1.000	1.97	6	6	0	0	0	32.0	28	11	7	0	2	11-0	27	0	0
2000	Winston-Salem	3-7	.300	4.34	17	17	0	0	0	95.1	112	59	46	8	3	34-0	57	1	2
2001	Winston-Salem	0-1	.000	3.60	1	1	0	0	0	5.0	7	2	2	0	0	1-0	4	0	0
	Birmingham	15-4	.789	4.21	24	24	0	0	0	141.0	138	70	66	13	12	46-0	123	4	3
M.L. TOTALS		19-14	.576	3.92	68	48	0	0	6	303.1	319	154	132	22	17	103-3	243	12	5

- Selected in the eighth round of the First-Year Player Draft (6/98).
- On Class A Burlington disabled list (5/16/99-remainder of season).
- On Class A Burlington disabled list (4/6-5/25/00).
- On Class A Winston-Salem disabled list (6/14-26/00).

NON-ROSTER PLAYERS

JUSTIN BAUGHMAN

78



Given Name: Justin Reis Baughman
Position: Infielder
Bats: Right **Throws:** Right
Height: 5-11 **Weight:** 180
Opening Day Age: 27
Born: August 1, 1974, Mountain View, Calif.
Resides: Portland, Ore.
First Pro Contract: California Angels, selected in the fifth round, June 1995 free agent draft.
Sox Acquisition: Signed as a free agent, November 2, 2001.
Major League Service: One year, 153 days.
Contract Status: Signed through 2002.

■ **2001:** Spent the season at Class AAA Salt Lake in the Anaheim system ... batted a career-high .302 ... led the team with 21 stolen bases ... batted .309 at home and .294 on the road ... hit .328 vs. left-handers and .296 vs. right-handers ... reached base safely in 13 straight games from 8/16-31 ... played 63 games at second base, 10 in center field, three in left field, two in right field and one at shortstop ... collected a double and a run scored in four straight games from 8/18-23 ... hit .352 with 11 RBI and 21 runs scored in May ... was a non-roster invitee to spring training.

MAJOR LEAGUE HIGHLIGHTS

■ **2000:** His contract was purchased by Anaheim on 6/24 ... made first major-league appearance since 1998 on 6/25 vs. Minnesota ... collected a season-high three hits on 7/3 vs. Seattle ... was recalled from Class AAA Edmonton on three occasions ... played five games at second base and five at shortstop.
 ■ **1998:** Appeared in 63 games with the Angels ... made major-league debut on 5/17 at Detroit as the starting second baseman ... recorded first major-league hit and RBI on a squeeze bunt in the sixth inning ... stole 10 bases ... hit safely in a career-high six straight games from 5/31-6/5 ... hit first home run on 6/2 at Kansas City (two-run shot off Chris Haney) ... collected a career-high four hits on 6/28 at San Diego ... suffered fractures of his left lower leg on 11/7 while playing for Los Mochis in the Mexican Winter League ... underwent two-hour surgery on 11/11 in a procedure performed by Dr. Lewis Yocum and Dr. Robert Chandler ... a metal rod was inserted in his left tibia and reduced fracture in leg.

MINOR LEAGUE HIGHLIGHTS

■ **2000:** Split time between Class AA Erie and Class AAA Edmonton ... combined to hit .249 (107-429) with two home runs and 41 RBI ... was successful on 84.8 percent (39-46) of his stolen base attempts ... led Edmonton in stolen bases (28) ... drove in three runs four times ... hit .383 with two outs and runners in scoring position and .429 with the bases loaded ... began the year at Erie ... was 11-13 (84.6 percent) in stolen base attempts ... swiped three bases on 5/10-1 vs. Reading.
 ■ **1999:** Missed entire season after suffering a broken leg on 11/7/98.
 ■ **1998:** Was named the most exciting player at Class AAA Vancouver ... ranked fifth in the Pacific Coast League with 26 stolen bases.
 ■ **1997:** Played a career-high 134 games at Class A Lake Elsinore ... led the California League in stolen bases (68) ... recorded two stolen bases in a game 10 times and three stolen bases four times ... compiled 34 multihit efforts.
 ■ **1996:** Spent season at Class A Cedar Rapids of the Midwest League ... led team and tied for MWL lead with 50 stolen bases ... finished third in the MWL in triples (eight) ... hit .385 (5-13) with four RBI in three postseason contests.
 ■ **1995:** Made his professional debut at Class A Boise ... led team in stolen bases (19) and tied for the team lead in triples (three) ... was signed by Jack Uhley (Angels).

MISCELLANEOUS/PERSONAL

■ Married Serena ... played baseball and football at Lewis & Clark College in Oregon ... earned his degree in business in 2001 ... graduated in 1992 from Bellarmine Prep High School in San Jose, Calif.

YEAR	CLUB	AVG	G	AB	R	H	TB	2B	3B	HR	RBI	SH	SF	HB	BB	SO	SB	CS	E
1995	Boise	.233	58	215	26	50	63	4	3	1	20	4	1	2	18	38	19	4	21
1996	Cedar Rapids	.248	127	464	78	115	163	17	8	5	48	15	1	6	45	78	#50	17	34
1997	Lake Elsinore	.274	134	478	71	131	157	14	3	2	48	11	5	13	40	79	#68	15	32
1998	Vancouver	.297	54	222	35	66	84	10	4	0	15	5	2	4	13	28	26	8	4
	ANAHEIM	.255	63	196	24	50	64	9	1	1	20	5	3	1	6	36	10	4	6
1999																			
2000	Ene	.286	31	126	15	36	45	2	2	1	6	1	0	1	8	20	11	2	2
	Edmonton	.234	80	303	44	71	85	7	2	1	35	4	6	7	30	41	28	5	10
	ANAHEIM	.227	16	22	4	5	7	2	0	0	0	0	0	1	2	3	0	0	0
2001	Salt Lake	.302	77	288	52	87	121	15	5	3	32	2	2	5	20	54	21	6	6
	MINOR TOTALS	.265	561	2096	321	556	718	69	27	13	204	42	17	38	174	338	223	57	121
	A.L. TOTALS	.252	79	218	28	55	71	11	1	1	20	5	3	1	7	38	13	4	9
	M.L. TOTALS	.252	79	218	28	55	71	11	1	1	20	5	3	1	7	38	13	4	9

*Led League

#Tied for League Lead

- Selected by California in the fifth round of the free agent draft (6/95).
- On Anaheim disabled list with broken leg (3/24/99-remainder of season).
- On Class AAA Edmonton disabled list (8/4-11/00).
- On Class AAA Salt Lake disabled list (6/8-7/27/01).
- Signed by the White Sox as a free agent (11/2/01).

JUSTIN BAUGHMAN'S STATISTICAL BREAKDOWN

	2001								CAREER							
	AVG	G	AB	H	HR	RBI	BB	SO	AVG	G	AB	H	HR	RBI	BB	SO
Baltimore	—	—	—	—	—	—	—	—	.000	3	5	0	0	1	1	1
Boston	—	—	—	—	—	—	—	—	.143	2	7	1	0	0	0	2
Chicago-AL	—	—	—	—	—	—	—	—	.000	1	0	0	0	0	0	0
Cleveland	—	—	—	—	—	—	—	—	.000	1	0	0	0	0	0	0
Detroit	—	—	—	—	—	—	—	—	.375	2	8	3	0	1	0	0
Kansas City	—	—	—	—	—	—	—	—	.261	6	23	6	1	6	0	6
Minnesota	—	—	—	—	—	—	—	—	.343	11	35	12	0	4	3	1
New York-AL	—	—	—	—	—	—	—	—	.250	3	12	3	0	1	0	2
Oakland	—	—	—	—	—	—	—	—	.400	12	25	10	0	1	0	3
Seattle	—	—	—	—	—	—	—	—	.303	13	33	10	0	2	1	11
Tampa Bay	—	—	—	—	—	—	—	—	.000	3	7	0	0	0	0	0
Texas	—	—	—	—	—	—	—	—	.091	10	22	2	0	1	0	5
Interleague	—	—	—	—	—	—	—	—	.195	12	41	8	0	3	2	7
Colorado	—	—	—	—	—	—	—	—	.111	3	9	1	0	1	1	1
Los Angeles	—	—	—	—	—	—	—	—	.167	4	12	2	0	0	1	2
San Diego	—	—	—	—	—	—	—	—	.444	2	9	4	0	2	0	2
San Francisco	—	—	—	—	—	—	—	—	.091	3	11	1	0	0	0	2
Home	—	—	—	—	—	—	—	—	.222	42	126	28	0	7	4	22
Road	—	—	—	—	—	—	—	—	.293	37	92	27	1	13	3	16
Day	—	—	—	—	—	—	—	—	.339	19	56	19	0	5	2	11
Night	—	—	—	—	—	—	—	—	.222	60	162	36	1	15	5	27
vs. Left	—	—	—	—	—	—	—	—	.307	—	75	23	1	7	3	13
vs. Right	—	—	—	—	—	—	—	—	.224	—	143	32	0	13	4	25
Grass	—	—	—	—	—	—	—	—	.250	66	184	46	1	16	4	30
Turf	—	—	—	—	—	—	—	—	.265	13	34	9	0	4	3	8
Pre-ASG	—	—	—	—	—	—	—	—	.273	43	143	39	1	13	3	23
Post ASG	—	—	—	—	—	—	—	—	.213	36	75	16	0	7	4	15
RISP	—	—	—	—	—	—	—	—	.214	—	56	12	0	16	1	15
Bases Loaded	—	—	—	—	—	—	—	—	.200	—	5	1	0	3	0	3
May	—	—	—	—	—	—	—	—	.295	12	44	13	0	3	0	5
June	—	—	—	—	—	—	—	—	.237	23	80	19	1	9	2	15
July	—	—	—	—	—	—	—	—	.222	29	81	18	0	8	5	15
August	—	—	—	—	—	—	—	—	.333	1	3	1	0	0	0	1
Sept./Oct.	—	—	—	—	—	—	—	—	.400	14	10	4	0	0	0	2

Baughman's Career Game Bests

Hits — 4 (6/28/98 at S.D.)
 HR — 1 (6/2/98 at K.C.)
 GS — None
 RBI — 2 (three times, last 7/26/98 at K.C.)
 SB — 2 (7/19/98 vs. Bal.)
 Hitting Streak — 6 (5/31-6/5/98)

Baughman's Career Fielding — 2B

Year	Club	Pct.	G	PO	A	E	TC	DP
1998	Ana.	.977	59	104	153	6	263	22
2000	Ana.	.958	5	8	15	1	24	4
Totals		.976	64	112	168	7	287	26

JOE BORCHARD

25

Given Name: Joseph Edward Borchard
Position: Outfielder
Bats: Switch **Throws:** Right
Height: 6-5 **Weight:** 220
Opening Day Age: 22
Born: November 25, 1978, Panorama City, Calif.
Resides: Camarillo, Calif.
First Pro Contract: White Sox.
Sox Acquisition: Selected in the first round (12th overall), June 2000
 First-Year Player Draft.
Major League Service: None.
Contract Status: Signed through 2002.



PLAYERS

■ **2001:** Was named by *Baseball America* as the No. 1 Prospect in the White Sox organization, No. 2 Outfielder in the minor leagues, No. 5 Prospect in the Southern League and the Best Batting Prospect in the SL ... was tabbed by *Baseball Weekly* as the top hitting prospect in the organization ... led White Sox system in all triple crown categories, batting .295 with 27 home runs and 98 RBI in 133 games ... played for the Team USA squad that won the Silver Medal in the XXXIV Baseball World Cup in Taiwan ... led Team USA in home runs (two) and walks (seven) ... finished second in Most Valuable Player voting (48 points) in the Southern League, 20 points behind West Tennessee catcher Josh Phelps ... led the SL in RBI, ranked second in home runs and fifth in average ... also finished among the league leaders in hits (T2nd, 152), runs scored (T2nd, 95), slugging percentage (3rd, .509) and extra-base hits (4th, 55) ... averaged a home run every 19.07 at-bats, fifth-best in the league ... led all Double-A minor league switch-hitters in average, ranked fourth in strikeouts (158), sixth in RBI, seventh in runs scored, ninth in total bases (262) and 10th in home runs ... selected as a SL All-Star, Futures Game All-Star and Double-A All-Star ... hit game-winning home run in the bottom of the 10th inning to earn the Most Valuable Player Award in the SL All-Star Game ... hit .500 (4-8) with a double, two home runs and four RBI in his three All-Star appearances ... hit .302 (116-384) with 21 home runs vs. right-handed pitching and .275 with six home runs vs. lefties ... was named to the SL postseason All-Star Team ... batted .319 on the road and .271 at home ... was named the organizational Player of the Month for August, going 41-122 (.336) with six doubles, six home runs and 24 RBI ... posted 40 multihit games, including two four-hit efforts ... 16 of his 27 home runs came with the bases empty ... homered in consecutive games three times ... reached base safely in 21 consecutive games from 8/9-29 and 20 straight from 4/14-5/5 ... compiled a 16-game hitting streak from 8/9-24 ... earned SL Batter of the Week honors for 4/4-15 ... homered from both sides of the plate on 4/10 vs. Greenville.

Baseball America's Top 20 Sox Prospects

No.	Player	Pos.
1.	Joe Borchard	OF
2.	Jon Rauch	RHP
3.	Corwin Malone	LHP
4.	Matt Guerrier	RHP
5.	Joe Crede	3B
6.	Tim Hummel	2B
7.	Kris Hovel	RHP
8.	Miguel Olivo	C
9.	Dennis Ulacia	LHP
10.	Aaron Rowand	OF
11.	Edwin Almonte	RHP
12.	Matt Ginter	RHP
13.	Brian West	RHP
14.	Casey Rogowski	1B
15.	Wyatt Allen	RHP
16.	Jason Stumm	RHP
17.	Arnaldo Munoz	LHP
18.	Andy Gonzalez	SS
19.	Kyle Kane	RHP
20.	Mitch Wylie	RHP

Preseason 2002

MINOR LEAGUE HIGHLIGHTS

■ **2000:** Was rated by *Baseball America* in a postseason poll as the No. 2 Prospect, Best Power Hitter and Best Outfield Arm in the White Sox organization ... combined to bat .311 (32-103) with two home runs and 18 RBI in 27 games between Rookie Tucson, Class A Winston-Salem and Class AA Birmingham after agreeing to terms with the Sox on 7/28 ... also was tabbed by *Baseball America* as the Third-Best Athlete and Fifth-Closest to the Majors as well as having the Second-Best Raw Power from the 2000 draft class ... among players from the Sox draft class, the same publication tabbed him as the Best Athlete, Best Raw Power, Closest to the Majors and as having the Most Intriguing Background along with pitcher Rylan Reed ... had 11 multihit and five multiRBI games ... posted a .356 (21-59) average on the road ... made pro debut on 8/17, going 1-3 with a double, RBI and a run scored ... played in 19 games for Phoenix in the Arizona Fall League, batting .213 (13-61) with one home run ... was recommended/signed by Ed Pebley and Joe Butler.

MISCELLANEOUS/PERSONAL

■ Single ... was rated by *Baseball America* as the second-best collegiate athlete, defensive player, power hitter and as having the second-best arm strength in the 2000 draft ... earned All-Pac 10 honors in 1999-2000 at Stanford ... was listed by *Baseball America* as the No. 12 Prospect and also was a Third-Team All-America selection ... was named Most Outstanding Player of the 2000 NCAA Regional ... led team with a .390 (16-41) average in the NCAA postseason ... was named to the NCAA All-Tournament Team three straight seasons ... ranks seventh on Stanford's single-season list with 19 home runs and 76 RBI ... his .346 (244-705) career average and 40 home runs are eighth on the school's all-time list, and his 187 RBI ranks ninth ... was the leading candidate to start at quarterback for the 2000 Cardinal football team ... earned Second-Team preseason All-America honors from *Collegiate Baseball* and *Baseball America* his junior year ... a two-sport athlete in baseball and football, he participated in both the 1999 College World Series and 2000 Rose Bowl ... recorded back-to-back 300-yard passing games vs. UCLA and San Jose State as a junior in 1999 ... owns the Pac-10 and school record for the longest touchdown pass (98 yards) from scrimmage ... earned First-Team All-Pac-10, First-Team ABCA All-West Region, Second-Team Pac-10 All-Academic and NCBWA Third-Team All-America honors as a sophomore ... won the Jack Shepard Award, given annually to the Stanford player with the highest batting average ... a 1997 graduate of Camarillo High School ... was a two-time All-Marmonte League selection in baseball ... won CIF Division III Player of the Year honors in football his senior year ... earned All-America status according to *Prep Star* and was an All-Far West selection by *Super Prep* ... father, Joe, was a 1969 draft pick of the Kansas City Royals ... was selected by the Baltimore Orioles in the 20th round of the 1997 draft but did not sign.

YEAR	CLUB	AVG	G	AB	R	H	TB	2B	3B	HR	RBI	SH	SF	HB	BB	SO	SB	CS	E
2000	Tucson	.414	7	29	3	12	16	4	0	0	8	0	0	0	4	4	0	0	0
	Winston-Salem	.288	14	52	7	15	24	3	0	2	7	0	1	2	6	9	0	0	0
	Birmingham	.227	6	22	3	5	7	0	1	0	3	0	1	0	3	8	0	0	1
2001	Birmingham	.295	133	515	95	152	262	27	1	27	*98	0	5	10	67	158	5	4	12
MINOR TOTALS		.298	160	618	108	184	309	34	2	29	116	0	7	12	80	179	5	4	13

*Led League

— Selected by the White Sox in the first round (12th overall) of First-Year Player draft (6/00).



Photo Courtesy of Team USA Baseball

MARK DALESANDRO

66

Given Name: Mark Anthony Dalesandro
Position: Catcher
Bats: Right **Throws:** Right
Height: 6-0 **Weight:** 195
Opening Day Age: 32
Born: May 14, 1968, Chicago, Ill.
Resides: Chicago, Ill.
First Pro Contract: California Angels, selected in the 18th round, June 1990 free agent draft.
Sox Acquisition: Signed as a free agent, November 15, 2000.
Major League Service: Two years, 79 days.
Contract Status: Signed through 2001.



PLAYERS

■ **2001:** His contract was purchased by the White Sox on 8/8 ... made his Sox debut on 8/10 at Seattle as a ninth-inning defensive replacement ... was his first major-league appearance since 5/31/99 vs. New York (with Toronto) ... appeared in 65 games at catcher, four at first base and one at second base for Class AAA Charlotte ... batted .339 (20-59) with two home runs in July ... hit .321 (18-56) with 17 RBI with runners in scoring position ... threw out 23.8 percent (15-63) of attempted basestealers ... recorded an extra-base hit (one home run, four doubles) in four consecutive games from 5/5-15 ... compiled three separate five-game hitting streaks.

MAJOR LEAGUE HIGHLIGHTS

■ **1999:** Made his second straight Opening Day roster with Toronto after being invited to camp as a non-roster player ... played eight games at catcher and two at third base ... caught two of five (40.0 percent) attempted baserunners.

■ **1998:** Made Blue Jays Opening Day roster as a non-roster invitee ... recorded his first career three-hit game with two RBI in his first start on 6/2 vs. Boston ... hit his first major-league home run on 6/13 vs. Baltimore (off Doug Johns) and his second on 6/20 at Baltimore (off Scott Erickson) ... compiled a six-game hitting streak from 6/7-20 ... was optioned to Class AAA Syracuse on 7/17 and recalled on 8/1 ... started 14 games (11 at catcher, two at third base and one in right field).

■ **1995:** Was in the California Angels Opening Day lineup ... appeared in 11 games, going 1-10 (.100) before being optioned to Class AAA Vancouver on 7/1.

■ **1994:** Was recalled from Vancouver on 6/5 ... made his major-league debut on 6/6 vs. Minnesota as a defensive replacement ... collected his first hit (a double) on 7/2 at Baltimore off Ben McDonald and made his first career start the following day ... pitchers owned a 4.82 ERA (15 ER/28.0 IP) when he was behind the plate ... recorded his first RBI on 7/8 at New York ... hit his first home run on 7/24 vs. the New York Yankees (off Jim Abbott).

MINOR LEAGUE HIGHLIGHTS

■ **2000:** Spent time with Class AAA Syracuse in the Toronto Blue Jays organization, Class AAA Indianapolis (Milwaukee) and Class AAA Iowa (Cubs) ... combined to hit .252 (37-147) with two home runs and 16 RBI in 53 games ... compiled an 11-game hitting streak from 8/15-9/4 ... appeared in 38 games at catcher, five at first base, four in the outfield, three at third base and one at second base ... homered in his only start at Syracuse (4/26) before being released on 4/28 ... signed contract with Indianapolis on 5/1 and played in 37 games before his release ... signed with Iowa on 8/8 where he hit .388 in 15 games.

■ **1999:** Hit .225 (16-71) with five RBI in 20 games at Class AAA Syracuse ... underwent season-ending surgery on 8/18 to remove loose bodies from his right elbow ... surgery was performed by Dr. Tony Miniaci.

■ **1998:** Appeared in 45 games at Syracuse, hitting a career-high 10 home runs ... saw action at catcher, third base, left field, right field and as the designated hitter.

■ **1997:** Spent the entire season with Class AAA Iowa in the Chicago Cubs organization, appearing in 115 games.

■ **1996:** Played the entire season at Class AAA Columbus in the New York Yankees organization ... finished second on the team with 29 doubles.

■ **1995:** Split time between the Angels parent club and Class AAA Vancouver ... was designated for assignment on 7/19 and outrighted to Vancouver on 7/25 ... was named the Pacific Coast League Batter of the Week from 8/28-9/3.

- **1994:** Hit .317 (63-199) in 51 games at Vancouver ... drove in four runs on 5/6 at Las Vegas and 5/16 vs. Tacoma ... hit .300 or higher the majority of the season.
- **1993:** Spent time at Class A Palm Springs, Class AA Midland and Vancouver in the Angels system ... combined to hit .278 (144-518) with five home runs and 76 RBI in 129 games.
- **1992:** Played the entire season at Palm Springs ... was the fourth-hardest player to strike out (one every 10.72 at-bats) in the California League and ranked sixth in RBI (92) ... recorded career highs in virtually every offensive category ... played 71 games at first base and 54 at third base.
- **1991:** Led Class A Quad City in games (125), at-bats (487) and hits (133) ... finished second in triples (eight) and RBI (69).
- **1990:** Made his pro debut at Advanced Rookie Boise in the Northwest League ... was named to the short-season All-Star team by *Baseball America* and to the NWL All-Star team as an outfielder ... finished third in the league in average (.335) ... led Boise in hits (75) and RBI (44) ... was named NWL Player of the Week from 7/15-21 ... was signed by Angels scout Nick Kamzic.

MISCELLANEOUS/PERSONAL

- Married Lisa ... has one son: Nicholas ... attended the University of Illinois where was a *Baseball America* First-Team All-America selection and Big Ten Player of the Year as a senior in 1990 ... played on two conference championship teams (1989 and 1990) ... was selected to the All-Big 10 tournament team in 1989 ... a member of 1989 Team USA ... a 1986 graduate of St. Ignatius High School, where he earned All-Catholic League honors and was an All-Chicago selection.

YEAR	CLUB	AVG	G	AB	R	H	TB	2B	3B	HR	RBI	SH	SF	HB	BB	SO	SB	CS	E
1990	Boise	.335	55	224	35	75	107	10	2	6	44	0	1	1	18	42	6	1	6
1991	Quad City	.273	125	487	63	133	181	17	8	5	69	0	4	6	34	58	1	2	25
1992	Palm Springs	.297	126	492	72	146	203	30	3	7	92	0	6	5	33	50	6	2	15
1993	Palm Springs	.244	46	176	22	43	57	5	3	1	25	0	7	0	15	20	3	2	7
	Midland	.294	57	235	33	69	84	9	0	2	36	0	5	4	8	30	1	1	12
1994	Vancouver	.299	26	107	16	32	48	8	1	2	15	0	1	1	6	13	1	0	7
	Vancouver	.317	51	199	29	63	77	9	1	1	31	0	2	1	7	19	1	0	11
	CALIFORNIA	.200	19	25	5	5	9	1	0	1	2	0	0	0	2	4	0	0	1
1995	CALIFORNIA	.100	11	10	1	1	2	1	0	0	0	0	0	0	0	2	0	0	0
	Vancouver	.333	34	123	16	41	59	13	1	1	18	0	1	1	6	12	2	0	2
1996	Columbus	.282	78	255	34	72	115	29	4	2	38	0	2	5	17	31	2	0	10
1997	Iowa	.262	115	405	48	106	144	14	0	8	48	0	5	2	33	51	0	0	4
1998	TORONTO	.299	32	67	8	20	31	5	0	2	14	0	1	0	1	6	0	0	2
	Syracuse	.268	45	164	25	44	85	9	1	10	30	0	1	5	12	20	1	0	3
1999	TORONTO	.185	16	27	3	5	5	0	0	0	1	0	1	1	0	2	1	0	0
	Syracuse	.225	20	71	3	16	18	2	0	0	5	0	2	2	1	7	1	0	0
2000	Syracuse	.333	1	3	1	4	0	0	1	1	0	0	0	0	1	0	0	0	1
	Indianapolis	.179	37	95	10	17	21	1	0	1	7	3	1	4	3	10	0	0	3
2001	Iowa	.388	15	49	5	19	24	3	1	0	8	0	0	0	1	4	0	0	3
	Charlotte	.260	75	262	16	68	98	18	0	4	23	3	3	3	6	24	0	1	2
	WHITE SOX	.000	1	0	0	0	0	0	0	0	0	0	0	0	0	0	0	0	0
MINOR TOTALS		.282	906	3347	428	945	1325	177	25	51	490	6	41	40	200	392	25	9	111
A.L. TOTALS		.240	79	129	17	31	47	7	0	3	17	0	2	1	3	14	1	0	3
M.L. TOTALS		.240	79	129	17	31	47	7	0	3	17	0	2	1	3	14	1	0	3

- Selected by California in the 18th round of the free agent draft (6/90).
- Signed by New York-AL as a free agent (2/12/96).
- Signed by Chicago-NL as a free agent (12/23/96).
- On Class AAA Iowa disabled list (4/27-5/4/97).
- Signed by Toronto as a free agent (12/8/97).
- On Class AAA Syracuse disabled list (7/22-9/16/99).

- On Class AAA Syracuse disabled list (4/6-25/00).
- Released by Toronto (4/28/00).
- Signed by Milwaukee as a free agent (5/1/00).
- On Class AAA Indianapolis disabled list (5/19-28/00).
- Released by Milwaukee (7/26/00).
- Signed by Chicago-NL as a free agent (8/8/00).
- Signed by White Sox as a free agent (11/15/00).

Dalesandro's Career Game Bests

Hits — 3 (6/2/98 vs. Bos.)
 HR — 1 (three times, last 6/20/98 at Bal.)
 GS — None
 RBI — 2 (four times, last 8/27 vs. K.C.)
 SB — 1 (5/16 vs. Bos.)
 Hitting Streak — 6 games (6/7-20/98)

Dalesandro's Career Fielding — C

Year	Club	Pct.	G	PO	A	E	TC	DP
1994	Cal.	1.000	11	16	1	0	17	0
1995	Cal.	1.000	8	10	0	0	10	0
1998	Tor.	.986	18	68	4	1	73	0
1999	Tor.	1.000	8	22	2	0	24	2
2001	Chi.	.000	1	0	0	0	0	0
Totals		.992	46	116	7	1	124	2

LEE EVANS

67

Given Name: Lee Houston Evans

Position: Catcher

Bats: Switch

Throws: Right

Height: 6-1

Weight: 185

Opening Day Age: 24

Born: July 20, 1977, Tuscaloosa, Ala.

Resides: Northport, Ala.

First Pro Contract: Pittsburgh Pirates, selected in the fourth round, June 1996 free agent draft.

Sox Acquisition: Obtained from the Pittsburgh Pirates with Todd Ritchie in exchange for Josh Fogg, Sean Lowe and Kip Wells, December 13, 2001.

Major League Service: None.

Contract Status: Signed through 2002.



PLAYERS

■ **2001:** Played entire season at Class AA Altoona in the Pittsburgh Pirates organization ... set career highs in runs (53), hits (106), doubles (21), triples (eight), games played (118) and at-bats (428) and tied his career best in home runs (11) ... finished second in the Eastern League and tied for third among all Class AA players in triples ... appeared in 49 games at catcher, 30 at third base, 25 in left field, seven at first base and two in right field ... threw out 22 of 50 (44.0 percent) attempted baserunners ... reached base safely in 25 of 28 games from 5/19-6/22 ... posted 24 multihit games and 11 multiRBI efforts ... hit from every spot in the lineup, posting a .309 (17-55) average from the No. 8 spot ... collected seven extra-base hits in six games from 8/13-18 ... hit three home runs in seven games from 6/10-17, including a grand slam on 6/10 vs. Reading ... compiled a pair of eight-game hitting streaks.

MINOR LEAGUE HIGHLIGHTS

■ **2000:** Combined to hit .253 (107-423) with 10 home runs and 45 RBI between Class A Lynchburg and Class AA Altoona ... spent majority of the season at Lynchburg ... was named to the Carolina League All-Star Team ... threw out 40.9 percent (27-66) of potential basestealers ... compiled a 17-game hitting streak from 5/19-6/7 ... was promoted to Altoona on 7/30 ... hit safely in eight of his first 12 games (.340, 16-37), including seven multihit efforts ... threw out three of 15 (20.0 percent) baserunners.

■ **1999:** Spent first full season at Lynchburg ... ranked fifth in Carolina League in strikeouts (129) ... caught 37.8 percent (28-74) of attempted basestealers ... made 79 appearances behind the plate ... hit two home runs on 8/10 vs. Kinston ... played for Lancaster Stealth in the California Fall League.

■ **1998:** Played entire season at Class A Augusta ... hit safely in eight straight game from 6/20-30 followed by a season-high 12-game hitting streak from 7/4-23 ... recorded five RBI on 6/27 vs. Columbia ... appeared in 86 games at catcher.

■ **1997:** Split time between Augusta and Advanced Rookie Erie ... caught 31-116 (26.7 percent) of opposing baserunners at the two stops ... homered three times over a four-game stretch from 8/6-11.

■ **1996:** Made pro debut at Rookie Bradenton ... tied for the team lead in home runs (three) ... was recommended/signed by Dave Klipstein (Pirates).

MISCELLANEOUS/PERSONAL

■ Married Jamie ... graduated in 1996 from Tuscaloosa (Ala.) High School ... participated in baseball and football ... was named to the All-State Team in baseball as a senior.

YEAR	CLUB	AVG	G	AB	R	H	TB	2B	3B	HR	RBI	SH	SF	HB	BB	SO	SB	CS	E
1996	Bradenton	.279	32	111	27	31	49	5	2	3	20	1	0	3	18	26	3	0	5
1997	Augusta	.194	54	186	19	36	55	9	2	2	23	0	1	1	14	52	6	3	6
	Erie	.298	40	141	20	42	63	6	0	5	16	1	1	2	11	30	1	2	4
1998	Augusta	.223	98	337	43	75	111	19	1	5	43	0	4	3	28	90	6	3	6
1999	Lynchburg	.225	117	413	44	93	148	18	2	11	58	2	8	5	37	129	3	6	11
2000	Lynchburg	.259	90	305	45	79	127	15	3	9	37	2	2	2	43	88	16	1	7
	Altoona	.237	32	118	18	28	37	4	1	1	8	4	0	1	14	28	1	1	5
2001	Altoona	.248	118	428	53	106	176	21	8	11	48	4	2	5	37	116	12	5	14
MINOR TOTALS		.240	581	2039	269	490	766	97	19	47	253	14	18	22	202	559	48	21	58

— Selected by Pittsburgh in the fourth round of the free agent draft (6/96).

— On Class AA Altoona disabled list (4/15-25/01).

— Traded by Pittsburgh with Todd Ritchie to the White Sox in exchange for Kip Wells, Sean Lowe and Josh Fogg (12/13/01).

TIM HUMMEL

76



Given Name: Timothy Robert Hummel
Position: Shortstop
Bats: Right **Throws:** Right
Height: 6-2 **Weight:** 195
Opening Day Age: 23
Born: November 18, 1978, Goshen, N.Y.
Resides: Montgomery, N.Y.
First Pro Contract: White Sox.
Sox Acquisition: Selected in the second round, June 2000
 First-Year Player Draft.
Major League Service: None.
Contract Status: Signed through 2002.

PLAYERS

■ **2001:** Was listed by *Baseball America* as the No. 6 Prospect in the organization and No. 2 Second Baseman in the minor leagues ... also was named by the same publication as the Class AA All-Star second baseman ... spent entire season at Class AA Birmingham and finished fifth among all Class AA second basemen with a .290 average ... ranked among the Southern League leaders in hits (T2nd, 152), doubles (T3rd, 33), runs scored (5th, 83), triples (T5th, six) and average (8th) ... finished among the organization leaders in hits (2nd), runs scored (2nd), triples (T3rd), average (4th), doubles (4th), walks (4th, 62), total bases (5th, 218), extra-base hits (T7th, 46) and RBI (10th, 63) ... named to the SL midseason All-Star Team ... hit .309 at home ... hit six of his seven home runs on the road ... led team with 10 sacrifice flies ... batted .360 (18-50) with runners in scoring position and two outs ... hit .350 (36-103) in July ... reached base safely in 19 straight games from 6/6-29 ... played 93 games at second base, 36 at shortstop and five at third base ... played for the Mesa Solar Sox in the Arizona Fall League ... tied for the team lead in doubles (eight) and finished second in runs scored (22) and walks (19).

MINOR LEAGUE HIGHLIGHTS

■ **2000:** Split first pro season between Class A Burlington and Class A Winston-Salem ... combined to hit .326 (79-242) with two home runs and 30 RBI in 66 games ... his .326 average would have ranked second among Class A shortstops, .001 off the lead, but he fell short of the required plate appearances ... was cited by *Baseball America* as the Best Hitter and as making the Best Pro Debut from the Sox 2000 draft class ... played 41 games at shortstop and 25 at third base ... made pro debut on 6/25-1 at South Bend ... reached base safely in 37 of 39 games with Burlington, including 26 straight from 6/25-7/21 ... compiled a 12-game hitting streak ... was promoted to Winston-Salem on 8/6 ... was 6-7 (all singles) on 8/27 at Frederick ... was one of five minor-leaguers in 2000 and the only player in the Carolina League to collect six hits in one game ... was recommended/signed by Doug Laumann and Alex Cosmidis.

MISCELLANEOUS/PERSONAL

■ Single ... played collegiate baseball at Old Dominion ... became the first baseball player in school history to be named to all five All-America teams in the same season ... was ranked 43rd among *Baseball America's* Top 100 Prospects ... was rated by the same publication as the Third-Best Pure Hitter in collegiate baseball ... was named First-Team All-America by *Baseball America*, *Baseball Weekly* and *Collegiate Baseball* ... received Second Team honors from the National College Baseball Writers Association and the American Baseball Coaches Association ... earned the Colonial Athletic Association Player of the Year and Defensive Player of the Year awards in 2000 ... posted a school single-season school record with a .963 fielding percentage ... hit .388 (254-655) with 20 home runs and 185 RBI in three seasons ... posted a school and CAA record .508 career on-base percentage ... earned CAA Rookie of the Year honors and was selected as a First-Team All-America by *Baseball America* and *Collegiate Baseball* as a freshman ... was invited to participate in the Team USA tryouts in 1999 ... was a two-time selection on the *USA Today* High School All-America squad ... played in the Cape Cod League ... was chosen in the fifth round of the 1997 draft by San Diego but did not sign ... brother, Daniel, is a catcher in the St. Louis Cardinals organization.

YEAR	CLUB	AVG	G	AB	R	H	TB	2B	3B	HR	RBI	SH	SF	HB	BB	SO	SB	CS	E
2000	Burlington	.326	39	144	22	47	61	9	1	1	21	0	2	1	21	20	8	3	5
	Winston-Salem	.327	27	98	15	32	42	7	0	1	9	0	0	2	13	12	1	1	8
2001	Birmingham	.290	134	524	83	152	218	33	6	7	63	8	10	5	62	69	14	3	26
MINOR TOTALS		.302	200	766	120	231	321	49	7	9	93	8	12	8	96	101	23	7	39

— Selected by the White Sox in the second round of the First-Year Player draft (6/00).

GARY MAJEWSKI

70

Given Name: Gary Wayne Majewski
Position: Pitcher
Bats: Right **Throws:** Right
Height: 6-2 **Weight:** 200
Opening Day Age: 22
Born: February 26, 1980, Houston, Texas
Resides: Houston, Texas
First Pro Contract: White Sox.
Sox Acquisition: Obtained from Los Angeles with Jeff Barry and Onan Masaoka in exchange for James Baldwin, July 27, 2001.
Major League Service: None.
Contract Status: Signed through 2002.



PLAYERS

■ **2001:** Ranked by *Baseball America* in a postseason poll as the No. 24 Prospect in the White Sox organization ... split the season between Class A Vero Beach in the Los Angeles organization and Class A Winston-Salem ... posted a combined 8-7 record with a 5.03 ERA (66 ER/118.0 IP) ... was traded to the Dodgers on 3/18 along with pitchers Orlando Rodríguez and Andre Simpson in exchange for pitcher Antonio Osuna ... started 13 games for Vero Beach ... earned his first professional save on 6/24 vs. Tampa ... was re-acquired by the Sox on 7/26 along with outfielder Jeff Barry and pitcher Onan Masaoka for James Baldwin ... appeared in nine games (six starts) for Winston-Salem ... made five quality starts ... struck out seven on two occasions ... compiled a 3.1:1 strikeout-to-walk ratio (31 SO/10 BB).

MINOR LEAGUE HIGHLIGHTS

■ **2000:** Ranked by *Baseball America* in a postseason poll as the No. 12 Prospect in the White Sox organization ... combined to go 8-11 with a 3.51 ERA (67 ER/171.2 IP) and 161 strikeouts in 28 starts between Class A Burlington and Class A Winston-Salem ... allowed 6.03 hits per 9.0 IP (115 H), fifth-best in the minor leagues ... spent the majority of the season at Burlington ... led the Midwest League in opponents average by a starter (.182), tied for the lead in shutouts (three) and ranked 10th in ERA (3.07) ... his 171.2 IP ranked 15th among Class A pitchers ... ranked among the organization leaders in games started (T1st, 28), shutouts (T1st), strikeouts (2nd), complete games (T2nd, three) and IP (T4th) ... limited opponents to a combined .195 (115-591) average ... averaged 9.2 strikeouts per 9.0 IP (137 SO) at Burlington ... struck out 11 batters in a game twice ... tossed consecutive shutouts in back-to-back starts on 6/6-12 ... had a no-hitter through 7.1 IP on 5/15 at Michigan.

■ **1999:** Spent most of first pro season at Advanced Rookie Bristol ... led the Appalachian League and ranked sixth among short season pitchers with 91 strikeouts ... tied for the APFY lead in complete games (one) and shutouts (one), tied for third in wins (seven) and ranked eighth in ERA (3.05) ... averaged 10.4 strikeouts per 9.0 IP (92 SO/80.0 IP) ... allowed 7.9 hits per 9.0 IP (67 H/76.2 IP) ... struck out 67 batters in 47.2 IP (12.6 per 9.0 IP) from 7/7-8/23 ... fanned 11 in a three-hit shutout vs. Johnson City on 8/23 ... was promoted to Class A Burlington following Bristol's season.

■ **1998:** Did not play after agreeing to terms with the White Sox on 8/15 ... recommended and signed by Ken Stauffer and Paul Provas.

MISCELLANEOUS/PERSONAL

■ Single ... graduated from St. Pius X High School in Houston ... selected unanimously as the 1998 Player of the Year after going 14-3 with a 1.64 ERA ... led team to State Championship in 5-A TAPPS division ... father resides in Kosovo.

YEAR	CLUB	W-L	PCT	ERA	G	GS	CG	SHO	SV	IP	H	R	ER	HR	HB	BB-I	SO	WP	BK
1999	Bristol	7-1	.875	3.05	13	13	#1	#1	0	76.2	67	34	26	4	7	37-0	*91	1	0
	Burlington	0-0	.000	37.80	2	0	0	0	0	3.1	11	14	14	3	2	4-0	1	0	0
2000	Burlington	6-7	.462	3.07	22	22	3	#3	0	134.2	83	53	46	8	12	68-0	137	2	0
	Winston-Salem	2-4	.333	5.11	6	6	0	0	0	37.0	32	21	21	1	8	17-0	24	2	0
2001	Vero Beach	4-5	.444	6.24	23	13	0	0	1	75.0	103	57	52	9	5	36-0	41	3	1
	Winston-Salem	4-2	.667	2.93	9	6	1	0	0	43.0	42	15	14	3	6	10-0	31	1	0
MINOR TOTALS		23-19	.548	4.21	75	60	5	4	1	369.2	338	194	173	28	40	172-0	325	9	1

*Led League

#Tied For League Lead

— Selected by the White Sox in the second round of the First-Year Player draft (6/98).

— Traded by the White Sox with Orlando Rodríguez and Andre Simpson to Los Angeles for Antonio Osuna (3/18/01).

— Traded by Los Angeles with Jeff Barry and Onan Masaoka to the White Sox in exchange for James Baldwin (7/26/01).

CORWIN MALONE

75

Given Name: Corwin Wendell Malone**Position:** Pitcher**Bats:** Right**Throws:** Left**Height:** 6-3**Weight:** 200**Opening Day Age:** 21**Born:** July 3, 1980, Grove Hill, Ala.**Resides:** Thomasville, Ala.**First Pro Contract:** White Sox.**Sox Acquisition:** Selected in the ninth round, June 1999

— First-Year Player Draft.

Major League Service: None.**Contract Status:** Signed through 2002.

■ **2001:** Was cited by *Baseball America* as the No. 3 Prospect in the White Sox organization, No. 3 Left-Hander in the minor leagues and No. 4 Prospect in the South Atlantic League ... was named the Top Pitching Prospect in the organization by *Baseball Weekly* ... was named by the same publication to the Second-Team All-Star squad and Low A All-Star Team ... combined to go 13-5 with a 1.98 ERA (37 ER/168.1 IP), 177 strikeouts and two complete games in 27 starts between Class A Kannapolis, Class A Winston-Salem and Class AA Birmingham ... 22 of his 27 starts (81.5 percent) were quality ... ranked fourth among all minor league pitchers in ERA and 12th in strikeouts ... finished eighth among all minor-league starters with an average of 6.2 hits allowed per 9.0 IP (116 H) ... limited opponents to a .196 average ... reduced his average walks per 9.0 IP from 7.5 in 2000 to 3.5 (66 BB) in 2001 ... struck out seven or more batters 14 times ... was named the Sox organization's Class A Charles W. Lubin Award winner ... his 1.93 ERA at Kannapolis ranked second among all Class A pitchers and his 6.5 hits allowed per 9.0 IP was eighth ... was named the organization's Player of the Month for both May and June, going 9-1 with a 1.23 ERA (10 ER/73.1 IP) and 84 strikeouts during that span ... led the South Atlantic League with a 2.00 ERA at Kannapolis ... was selected to SAL midseason and postseason All-Star Team ... earned SAL Pitcher of the Week honors twice (5/11-17 and 5/25-31) ... allowed one or no earned runs in 13 of his 18 starts, including nine straight from 4/19-5/31 ... averaged 9.5 strikeouts per 9.0 IP (119 SO) ... after giving up eight earned runs in his first 7.2 IP (9.39 ERA), allowed just 17 over his final 104.2 IP (1.46 ERA) ... won 10 straight decisions from 4/25-6/16, compiling a 1.36 ERA (11 ER/72.2 IP) with 82 strikeouts ... struck out 11 on 5/26 vs. Macon and 10 on 5/31 at Savannah ... all five of his starts at Winston-Salem were quality ... went 8.0 IP or more three times in the five starts ... struck out 11 in his Warhogs debut on 7/19 at Kinston ... finished the season with Birmingham ... fanned a season-high 12 in his Barons debut on 8/16 vs. West Tennessee, allowing just one run on one hit over 6.2 IP.

MINOR LEAGUE HIGHLIGHTS

■ **2000:** Rated by *Baseball America* as the No. 15 Prospect in the White Sox organization ... appeared in 38 games at Class A Burlington, averaging 10.3 strikeouts (83 SO/71.2 IP) and 8.4 hits allowed (67 H) per 9.0 IP ... also issued 60 walks, an average of 7.5 per 9.0 IP ... did not allow an earned run in 13.0 IP from 8/2-25.

■ **1999:** Made pro debut at Rookie Tucson ... opponents hit .180 (16-89) ... was recommended/signed by George Bradley and Warren Hughes.

MISCELLANEOUS/PERSONAL

■ Single ... posted a 10-1 record as a senior at Thomasville (Ala.) High School ... tossed one no-hitter and four one-hitters ... also played football.

YEAR	CLUB	W-L	PCT	ERA	G	GS	CG	SHO	SV	IP	H	R	ER	HR	HB	BB-I	SO	WP	BK
1999	Tucson	0-2	.000	8.00	10	0	0	0	0	18.0	16	19	16	1	1	19-0	24	5	4
2000	Burlington	2-3	.400	4.90	38	1	0	0	0	71.2	67	52	39	4	2	60-4	82	17	2
2001	Kannapolis	11-4	.733	2.00	18	18	2	0	0	112.1	83	30	25	2	0	44-3	119	4	1
	Winston-Salem	0-1	.000	1.72	5	5	0	0	0	36.2	25	10	7	1	0	10-1	38	0	0
	Birmingham	2-0	1.000	2.33	4	4	0	0	0	19.1	8	5	5	2	1	12-0	20	1	0
MINOR TOTALS		15-10	.600	3.21	75	28	2	0	0	258.0	199	116	92	10	4	145-8	283	27	7

*Led League

— Selected by the White Sox in the ninth round of the First-Year Player draft (6/99).

— On Rookie Tucson disabled list (6/24-7/14/99).

ARNALDO MUNOZ

77



Given Name: Arnaldo Rafael Munoz
Position: Pitcher
Bats: Left **Throws:** Left
Height: 5-9 **Weight:** 170
Opening Day Age: 19
Born: June 21, 1982, Mao, Dominican Republic
Resides: Mao, Dominican Republic
First Pro Contract: White Sox.
Sox Acquisition: Signed as a free agent, December 20, 1998.
Major League Service: None.
Contract Status: Signed through 2002.

PLAYERS

■ **2001:** Was named by *Baseball America* as the No. 17 Prospect in the organization ... tied for the South Atlantic League lead with 60 appearances at Class A Kannapolis ... led all Class A relievers and ranked second among all minor leaguers in hits per 9.0 IP (4.6) and finished third in appearances ... averaged 12.9 strikeouts per 9.0 IP (115 SO/79.2 IP), best among all Class A pitchers and sixth among all minor league relievers ... limited opponents to a .161 (41-255) average, fourth-best in the minors ... gave up just two home runs, an average of 0.23 per 9.0 IP ... went 2.0 IP or more 20 times ... led organization in appearances and finished second on team in saves (12) and strikeouts behind starter Corwin Malone (119) ... tossed 19.1 consecutive scoreless IP with 25 strikeouts from 4/14-5/15, a span of 13 games.

MINOR LEAGUE HIGHLIGHTS

■ **2000:** Averaged 10.3 strikeouts per 9.0 IP (44 SO/38.1 IP) at Class A Burlington ... compiled a 2.25 ERA (3 ER/12.0 IP) in July ... struck out four or more batters six times ... did not allow a home run in his first 20 appearances.

■ **1999:** Made pro debut at Rookie Tucson ... tied for second on the team with 14 appearances ... averaged 9.0 strikeouts per 9.0 IP (12 SO/12.0 IP) ... earned his first professional save on 7/3 vs. Diamondbacks ... was recommended/signed by Denny Gonzalez.

MISCELLANEOUS/PERSONAL

■ Single ... attended high school at Instituto Platon in Navarette, D.R.

YEAR	CLUB	W-L	PCT	ERA	G	GS	CG	SHO	SV	IP	H	R	ER	HR	HB	BB-I	SO	WP	BK
1999	Tucson	0-2	.000	5.25	14	0	0	0	1	12.0	13	10	7	1	2	8-0	12	1	1
2000	Burlington	2-3	.400	6.81	22	0	0	0	0	38.1	45	34	29	2	6	25-0	44	7	5
2001	Kannapolis	6-3	.667	2.49	#60	0	0	0	12	79.2	41	24	22	2	7	42-2	115	8	4
MINOR TOTALS		8-8	.500	4.02	96	0	0	0	13	130.0	99	68	58	5	15	75-2	171	16	10

*Led League

#Tied For League Lead

— Signed by the White Sox as a free agent (12/20/98).



MIKE PORZIO

62

Given Name: L. Michael Porzio
Position: Pitcher
Bats: Left **Throws:** Left
Height: 6-3 **Weight:** 190
Opening Day Age: 29
Born: August 20, 1972, Waterbury, Conn.
Resides: Norwalk, Conn.
First Pro Contract: Chicago Cubs, signed as a free agent,
June 30, 1993.
Sox Acquisition: Signed as a free agent, January 13, 2001.
Major League Service: 87 days.
Contract Status: Signed through 2002.



■ **2001:** Spent his first season in the White Sox organization ... made two starts at Class AA Birmingham and appeared in 31 games (23 starts) at Class AAA Charlotte ... was the starting and winning pitcher in Birmingham's combined no-hitter on 4/5 vs. Tennessee (W, 5-0) ... it was the first Opening Night no-hitter in the history of the Southern League ... was promoted to Charlotte on 4/13 ... led the Knights in ERA (4.35) and strikeouts (107) ... compiled a 2.1:1 strikeout-to-walk ratio (55 BB) ... right-handers hit .248 (101-407) and lefties .336 ... won five straight decisions from 7/15-8/31, compiling a 2.93 ERA (19 ER/58.1 IP) ... went 7-3 with a 4.01 ERA (27 ER/50.2 IP) in 12 starts for Lara Cardenas in the Venezuelan Winter League ... his seven victories tied for the league lead.

MAJOR LEAGUE HIGHLIGHTS

■ **1999:** Made his major-league debut with the Colorado Rockies on 7/9 vs. Anaheim ... did not allow a run in his first five appearances and 10 of his first 12 ... allowed just two of 11 (18.2 percent) inherited runners to score ... first batters hit .563 (9-16) ... surrendered three home runs in 1.1 IP vs. Houston on 7/28 ... struck out a career-high three batters on 10/2 vs. San Francisco.

MINOR LEAGUE HIGHLIGHTS

■ **2000:** Combined to go 7-7 with a 4.58 ERA (75 ER/147.1 IP) in 26 games (24 starts) between Class AA Carolina and Class AAA Colorado Springs in the Colorado Rockies organization ... averaged 7.1 strikeouts (116 SO) per 9.0 IP ... spent the majority of the season at Carolina ... tied for third on the team in wins (seven) and finished fourth in IP (121.1) ... opponents hit .243 ... made 14 quality starts ... limited left-handed batters to a .222 (18-81) average ... threw a four-hit shutout on 5/8 at Jacksonville ... struck out a season-high 12 in 7.2 IP on 4/21 vs. West Tennessee.

■ **1999:** Began the season at Colorado Springs ... appeared in 35 games, going 5-1 with a 3.38 ERA (16 ER/42.2 IP) ... limited opponents to a .272 (44-162) average ... did not allow a run in 10 consecutive outings (10.0 IP) from 4/28-5/10 ... left-handers hit .245 (13-53), right-handers .284 ... contract was purchased by the Colorado Rockies on 7/9.

■ **1998:** Split the season between Class A Danville in the Atlanta Braves organization and Class A Salem in the Colorado Rockies organization ... combined to go 5-5 with a 2.58 ERA (40 ER/139.1 IP) and 141 strikeouts ... his 2.58 ERA ranked second among all Class A minor-league pitchers ... averaged 9.1 strikeouts per 9.0 IP.

■ **1997:** Spent the season at Sioux City in the Independent Northern League ... struck out 63 batters in 61.1 IP.

■ **1996:** Made 15 starts at Tennessee in the Independent Big South League.

■ **1995:** Played at Mobile and Ogden, both in independent leagues.

■ **1994:** Split season between the Cubs Gulf Coast League affiliate and independent Portsmouth.

■ **1993:** Made his pro debut with the Gulf Coast Cubs ... was signed by Cubs scout Ed Ford.

MISCELLANEOUS/PERSONAL

■ Single ... attended Villanova University ... graduated in 1990 from Fairfield (Conn.) Prep High School.

YEAR	CLUB	W-L	PCT	ERA	G	GS	CG	SHO	SV	IP	H	R	ER	HR	HB	BB-I	SO	WP	BK
1993	Cubs (GCL)	1-3	.250	3.83	10	8	0	0	0	42.1	42	26	18	1	3	30-0	30	1	2
1994	Cubs (GCL)	0-3	.000	5.93	7	0	0	0	1	13.2	19	10	9	0	1	6-0	5	0	0
1995	Mobile	0-3	.000	5.40	16	2	0	0	0	28.1	32	19	17	2	3	13-2	15	2	0
	Ogden	4-3	.571	6.38	8	8	2	0	0	48.0	66	39	34	4	2	15-0	26	6	0
1996	Tennessee	7-4	.636	3.65	15	15	3	0	0	98.2	94	55	40	9	9	30-1	54	4	0
1997	Sioux City	2-2	.500	4.26	27	5	1	1	0	61.1	75	32	29	6	5	27-1	63	2	0
1998	Danville	3-2	.600	2.51	26	11	1	0	8	97.0	74	34	27	7	1	30-5	95	1	0
	Salem	2-3	.400	2.76	7	7	0	0	0	42.1	40	20	13	6	2	12-0	46	1	0
1999	Colorado Springs	5-1	.833	3.38	35	0	0	0	0	42.2	44	16	16	5	3	30-4	33	4	1
	COLORADO	0-0	.000	8.59	16	0	0	0	0	14.2	21	14	14	5	0	10-0	10	0	0
2000	Carolina	7-4	.636	3.41	20	18	1	1	0	121.1	111	53	46	11	5	31-0	90	5	0
	Colorado Springs	0-3	.000	10.04	6	6	0	0	0	26.0	39	30	29	7	0	20-0	26	0	1
2001	Birmingham	1-0	1.000	1.38	2	2	0	0	0	13.0	3	2	2	1	1	5-0	10	2	0
	Charlotte	6-6	.500	4.35	31	23	0	0	0	134.1	138	76	65	14	8	55-2	107	9	1
MINOR TOTALS		25-25	.500	3.93	160	75	2	1	3	547.1	531	281	239	57	24	229-11	452	23	5
N.L. TOTALS		0-0	.000	8.59	16	0	0	0	0	14.2	21	14	14	5	0	10-0	10	0	0
M.L. TOTALS		0-0	.000	8.59	16	0	0	0	0	14.2	21	14	14	5	0	10-0	10	0	0

Italics indicates foreign or independent league; statistics not included in totals.

- Signed by Chicago-NL as a free agent (6/30/93).
- Signed by Boston as a free agent (2/20/95).
- Signed by Baltimore as a free agent (3/2/97).
- Signed by Atlanta as a free agent (3/8/98).
- Traded by Atlanta with David Cortes to Colorado for Greg Colbrunn (7/30/98).
- Signed by the White Sox as a free agent (1/13/01).



HUMBERTO QUINTERO

68

Given Name: Humberto Quintero
Position: Catcher
Bats: Right **Throws:** Right
Height: 6-1 **Weight:** 190
Opening Day Age: 22
Born: August 2, 1979, Maracaibo, Venezuela
Resides: Maracaibo, Venezuela
First Pro Contract: White Sox.
Sox Acquisition: Signed as a free agent, January 16, 1997.
Major League Service: None.
Contract Status: Signed through 2002.



■ **2001:** Combined to hit .254 (94-370) with 34 RBI at Class A Kannapolis, Class A Winston-Salem and Class AA Birmingham ... spent the majority of the season at Kannapolis ... was named to the South Atlantic League midseason All-Star Team ... threw out 55.3 percent (26-47) of attempted basestealers, tops in the SAL ... hit his first career home run on 6/3 at Augusta ... tied for the team lead with eight sacrifice hits ... appeared in 43 games at Winston-Salem ... posted the sixth-best catcher caught-stealing percentage (43.4, 23-53) in the Carolina League ... played winter ball for Zulia in the Venezuelan League.

MINOR LEAGUE HIGHLIGHTS

■ **2000:** Was listed by *Baseball America* as the Best Defensive Catcher in the Sox organization and in the Midwest League ... split time between Class A Burlington and Rookie Tucson, hitting .266 (81-304) ... led MWL catchers by throwing out 41.3 percent (39-93) of attempted baserunners at Burlington ... was a reserve on the MWL All-Star Team ... batted .301 on the road compared to .161 at home.

■ **1999:** Made his pro debut at Advanced Rookie Bristol of the Appalachian League after spending the 1997-98 seasons in the Venezuelan Summer League ... hit .319 (29-91) over final 26 games, raising average from .219 to .277 ... was recommended/signed by Mike Sgobba and Hector Rincones.

MISCELLANEOUS/PERSONAL

■ Single ... attended Andres Bello High School in his hometown of Maracaibo, Venezuela.

YEAR	CLUB	AVG	G	AB	R	H	TB	2B	3B	HR	RBI	SH	SF	HB	BB	SO	SB	CS	E
1999	Bristol	.277	48	155	30	43	52	5	2	0	15	3	0	6	9	19	11	1	6
2000	Burlington	.238	75	248	23	59	75	12	2	0	24	4	2	3	15	31	10	6	8
	Tucson	.393	15	56	13	22	28	2	2	0	8	0	0	2	0	3	1	0	3
2001	Kannapolis	.269	60	197	32	53	65	7	1	1	20	8	0	7	8	20	7	3	7
	Winston-Salem	.240	43	154	15	37	43	6	0	0	12	2	3	2	5	19	9	3	3
	Birmingham	.211	5	19	0	4	4	0	0	0	2	0	0	1	0	2	0	0	1
MINOR TOTALS		.263	246	829	113	218	267	32	7	1	81	17	5	21	37	94	38	13	28

— Signed by the White Sox as a free agent (1/16/97).

— On Class A Burlington disabled list (7/28-9/11/00).

Roberto Clemente Award

Jose Valentin was the White Sox 2001 nominee for the Roberto Clemente Award, presented annually since 1970 by Major League Baseball to the player who best exemplifies the game of baseball, sportsmanship, community involvement and the individual's contribution to his team. The winner of the award receives a \$25,000 donation from John Hancock Financial Services for the local charity of his choice at an on-field ceremony during the World Series. John Hancock will also make a cash contribution to the Roberto Clemente Foundation and to each nominee's local charity. The award was named after Clemente, a 12-time All-Star who was killed in a plane crash on New Year's Eve 1972 while delivering food and medical supplies to earthquake victims in Nicaragua. Ray Durham was the White Sox 2000 nominee for the award.

JULIO RAMIREZ

28



PLAYERS

Given Name: Julio Cesar Ramirez

Position: Outfielder

Bats: Right

Throws: Right

Height: 5-11

Weight: 170

Opening Day Age: 24

Born: August 10, 1977, San Juan de la Maguana, D.R.

Resides: Santo Domingo, D.R.

First Pro Contract: Florida Marlins, signed as a free agent, December 14, 1993.

Sox Acquisition: Obtained from the Florida Marlins in exchange for Jeff Abbott, December 10, 2000.

Major League Service: 75 days.

Contract Status: Signed through 2002.

■ **2001:** Made his first career Opening Day roster ... hit .081 (3-37) with one RBI in 22 games with the White Sox ... made 12 starts in center field ... threw out runners at the plate on 4/4 at Cleveland (Omar Vizquel) and 4/21 vs. Minnesota (Torii Hunter) ... recorded his first major-league stolen base on 5/2 at Anaheim ... collected his first hit in a White Sox uniform on 4/4 at Cleveland ... appeared as a defensive replacement 10 times ... was optioned to Class AAA Charlotte on 5/21 ... hit .216 (69-319) with eight home runs and 25 RBI in 88 games for the Knights ... finished second on the team with 15 stolen bases ... batted .361 (22-61) with three triples, two home runs, 11 RBI and six stolen bases in spring training ... played for Pollos in the Dominican Winter League, hitting .176 (9-51) in 16 games.

MAJOR LEAGUE HIGHLIGHTS

1999: Made his major-league debut as a pinch-runner for the Marlins on 9/10 at Cincinnati after being recalled from Class AA Portland prior to the game ... recorded first major-league hit (single) off Stan Belinda in first at-bat on 9/11 at Cincinnati ... posted his first multiRBI game on 9/21-2 vs. Montreal.

MINOR LEAGUE HIGHLIGHTS

■ Has averaged 36 stolen bases over his seven-year career (255 total).

■ **2000:** Spent the season at Class AAA Calgary in the Florida system ... was rated by *Baseball America* in a preseason poll as the No. 5 Prospect in the organization ... hit .367 (29-79) vs. left-handers ... compiled 23 multihit and 13 multiRBI games ... posted hitting streaks of 10 games and also nine to end the season ... scored a run in seven straight games from 8/14-20.

■ **1999:** Was named the No. 5 Prospect in Marlins organization according to *Baseball America* at Class AA Portland ... led all Class AA players and ranked sixth in the minor leagues with 64 stolen bases ... tied for second in the Eastern League and tied for fifth among Class AA players with 10 triples ... set Marlins record for Class AA players in both categories ... collected a franchise record four steals on 6/10 vs. New Britain, including a swipe of home.

■ **1998:** Ranked third among all Class A players in stolen bases (71) and ranked second in the Florida State League with 71 steals at Brevard County ... set career highs in hits (156), runs scored (90) and total bases (239) ... was named to the FSL All-Star Team.

■ **1997:** Hit a career-high 14 home runs at Class A Kane County ... was cited by *Baseball America* as the No. 6 Prospect in the Midwest League and having the Best Outfield Arm in the organization ... was named to the postseason MWL All-Star squad after finishing fifth in the league with 41 steals.

■ **1996:** Split the season between Rookie Gulf Coast Marlins and Brevard County ... compiled a 21-game hitting streak from 6/29-8/11 (19 in rookie ball) ... stole four bases on 7/3.

■ **1995:** Made his pro debut with the Gulf Coast Marlins.

MISCELLANEOUS/ PERSONAL

■ Single ... was signed as a non-drafted free agent in 1993 by Florida scout Jesus Alou.

YEAR	CLUB	AVG	G	AB	R	H	TB	2B	3B	HR	RBI	SH	SF	HB	BB	SO	SB	CS	E
1995	GCL(Marlins)	.284	48	204	35	58	81	9	4	2	13	1	0	1	13	42	17	6	2
1996	GCL(Marlins)	.287	42	171	33	49	60	5	3	0	15	1	0	3	14	34	25	8	2
	Brevard County	.246	17	61	11	15	17	0	1	0	2	0	1	0	4	18	2	3	2
1997	Kane County	.255	99	376	70	96	170	18	7	14	53	14	2	5	37	122	41	6	4
1998	Brevard County	.279	135	559	90	156	239	20	12	13	58	3	2	4	45	147	71	27	8
1999	Portland	.261	138	568	87	148	237	30	10	13	64	5	5	2	39	150	64	15	11
	FLORIDA	.143	15	21	3	3	4	1	0	0	2	0	0	0	1	6	0	1	1
2000	Calgary	.266	94	350	45	93	138	18	3	7	52	2	4	3	21	86	20	14	11
2001	WHITE SOX	.081	22	37	2	3	3	0	0	0	1	0	0	0	2	15	2	0	1
	Charlotte	.216	88	319	36	69	106	11	1	8	25	2	1	2	20	80	15	6	8
MINOR TOTALS		.262	661	2608	407	684	1048	111	41	57	282	28	15	20	193	679	255	85	48
A.L. TOTALS		.081	22	37	2	3	3	0	0	0	1	0	0	0	2	15	2	0	1
N.L. TOTALS		.143	15	21	3	3	4	1	0	0	2	0	0	0	1	6	0	1	1
M.L. TOTALS		.103	37	58	5	6	7	1	0	0	3	0	0	0	3	21	2	1	2

*Led League

- Signed by Florida as a free agent (12/6/93).
- On Class A Kane County disabled list (7/20-9/12/97).
- On Class AAA Calgary disabled list (4/15-5/2/00).
- On Class AAA Calgary disabled list (7/18-8/14/00).
- Traded by Florida to the White Sox in exchange for Jeff Abbott (12/10/00).
- On Class AAA Charlotte disabled list (8/13-20/01).

JULIO RAMIREZ'S STATISTICAL BREAKDOWN

	2001									CAREER								
	AVG	G	AB	H	HR	RBI	BB	SO		AVG	G	AB	H	HR	RBI	BB	SO	
Anaheim	.000	2	7	0	0	0	1	2		.000	2	7	0	0	0	1	2	
Cleveland	.143	4	7	1	0	0	0	2		.143	4	7	1	0	0	0	2	
Detroit	.000	3	0	0	0	0	0	0		.000	3	0	0	0	0	0	0	
Minnesota	.000	3	6	0	0	0	0	3		.000	3	6	0	0	0	0	3	
Oakland	.000	3	5	0	0	0	0	2		.000	3	5	0	0	0	0	2	
Seattle	.200	2	5	1	0	0	0	2		.200	2	5	1	0	0	0	2	
Texas	.143	5	7	1	0	1	1	4		.143	5	7	1	0	1	1	4	
Atlanta	—	—	—	—	—	—	—	—		.000	3	2	0	0	0	0	1	
Arizona	—	—	—	—	—	—	—	—		.000	1	2	0	0	0	1	1	
Cincinnati	—	—	—	—	—	—	—	—		.250	4	8	2	0	0	0	2	
Colorado	—	—	—	—	—	—	—	—		.000	1	0	0	0	0	0	0	
Montreal	—	—	—	—	—	—	—	—		.111	5	9	1	0	2	0	2	
San Francisco	—	—	—	—	—	—	—	—		.000	1	0	0	0	0	0	0	
Home	.111	11	18	2	0	1	1	7		.130	15	23	3	0	3	1	9	
Road	.053	11	19	1	0	0	1	8		.086	22	35	3	0	0	2	12	
Day	.000	9	8	0	0	0	0	4		.050	15	20	1	0	0	1	9	
Night	.103	13	29	3	0	1	2	11		.132	22	38	5	0	3	2	12	
vs. Left	.087	—	23	2	0	1	2	11		.086	—	35	3	0	1	3	15	
vs. Right	.071	—	14	1	0	0	0	4		.130	—	23	3	0	2	0	6	
Grass	.088	20	34	3	0	1	2	13		.093	29	43	4	0	3	3	17	
Turf	.000	2	3	0	0	0	0	2		.133	8	15	2	0	0	0	4	
Pre-ASG	.081	22	37	3	0	1	2	15		.081	22	37	3	0	1	2	15	
Post ASG	—	—	—	—	—	—	—	—		.143	15	21	3	0	2	1	6	
RISP	.143	—	7	1	0	1	0	1		.143	—	14	2	0	3	0	4	
Bases Loaded	—	—	—	—	—	—	—	—		1.000	—	1	1	0	2	0	0	
March/April	.095	14	21	2	0	0	0	9		.095	14	21	2	0	0	0	9	
May	.063	8	16	1	0	1	2	6		.063	8	16	1	0	1	2	6	
Sept./Oct.	—	—	—	—	—	—	—	—		.143	15	21	3	0	2	1	6	

Ramirez's Career Game Bests

- Hits — 1 (several times, last 5/11/01 vs. Tex.)
- HR — None
- GS — None
- RBI — 2 (9/21/99 vs. Mon.)
- SB — 1 (twice, last 5/11/01 vs. Tex.)
- Hitting Streak — 2 games (9/11-12/99)

Ramirez's Career Fielding — OF

Year, Club	Pct.	G	PO	A	E	TC	DP
1999, Fla.	.950	11	19	0	1	20	0
2001, Chi.	.978	22	43	2	1	46	1
Totals	.970	33	62	2	2	66	1

Given Name: Dennis Ulacia
Position: Pitcher
Bats: Left **Throws:** Left
Height: 6-1 **Weight:** 185
Opening Day Age: 20
Born: April 2, 1981, Miami, Fla.
Resides: Hiialeah, Fla.
First Pro Contract: White Sox.
Sox Acquisition: Selected in the eighth round, June 1999
 First-Year Player Draft.
Major League Service: None.
Contract Status: Signed through 2002.



■ **2001:** Was ranked by *Baseball America* as the No. 9 Prospect in the organization ... combined to go 15-5 with a 2.84 ERA (57 ER/180.1 IP), five complete games and 161 strikeouts in 29 starts between Class A Kannapolis, Class A Winston-Salem, Class AA Birmingham and Class AAA Charlotte ... tied for seventh among full-season pitchers with 15 wins and ranked 14th with 180.1 IP ... ranked among the organizational leaders in games started (1st), complete games (1st), IP (T1st), wins (T2nd), winning percentage (T2nd, .750), strikeouts (161) and ERA (4th) ... averaged 7.1 hits allowed (142 H) per 9.0 IP ... made 21 quality starts ... began the season with Kannapolis, where he was named to the South Atlantic League All-Star Team ... held opponents to a .216 average and averaged 9.4 strikeouts per 9.0 IP (93 SO/89.0 IP) ... was named organization Player of the Month for April after going 3-0 with a 1.11 ERA (4 ER/32.1 IP) ... struck out 10-plus batters three times, including a season-high 12 on 5/23 vs. Macon ... threw 6.0 hitless IP in his first start on 4/5 vs. Lakewood ... despite making only 10 starts at Winston-Salem, led the Carolina League with four complete games ... went the distance in each of his last four starts with the Warhogs ... led the Carolina League in complete games (four) ... recorded a complete-game win in his only start for Charlotte on 7/6-2 vs. Durham ... all three of his starts with Birmingham were quality ... held West Tennessee to one hit over 6.0 IP on 9/2, allowing one unearned run with eight strikeouts ... threw a complete-game for the Barons in Game 4 of the Southern League Playoffs to force a Game 5, allowing one unearned run on four hits.

MINOR LEAGUE HIGHLIGHTS

■ **2000:** Led Class A Burlington in IP (148.1), games started (28) and losses (14) ... tied for the Midwest League lead in appearances ... his 14 losses, ranked eighth among all Class A pitching leaders ... allowed eight home runs in 148.1 IP ... tossed first pro complete game on 5/28 vs. Cedar Rapids ... struck out a career-high 10 in 6.1 IP on 8/24.

■ **1999:** Spent his first professional season at Rookie Tucson ... tied for second on team in wins (three) ... allowed 8.5 hits per 9.0 IP (36 H) ... averaged 12.3 strikeouts and posted a 4.7:1 strikeout to walk ratio (52 SO/11 BB) ... was recommended by George Bradley and Jose Ortega.

MISCELLANEOUS/PERSONAL

■ Single ... graduated in 1999 from Monsignor Pace High School in Miami ... named First-Team All-America by *Baseball America* as a senior ... ranked by same publication as the 10th-best high school pitcher in Florida ... went 33-5 during his four years at Pace ... was 13-0 with a 0.52 ERA and 132 strikeouts as a senior ... was a two-time All-State selection.

YEAR	CLUB	W-L	PCT	ERA	G	GS	CG	SHO	SV	IP	H	R	ER	HR	HB	BB-I	SO	WP	BK
1999	Tucson	3-2	.600	3.79	8	8	0	0	0	38.0	36	19	16	2	1	11-1	52	0	2
2000	Burlington	4-14	.222	4.73	28	28	1	0	0	148.1	157	109	78	8	11	67-0	111	7	0
2001	Kannapolis	8-1	.889	2.43	15	15	0	0	0	89.0	68	25	24	6	5	36-1	93	1	0
	Winston-Salem	5-3	.625	3.64	10	10	*4	0	0	64.1	57	27	26	2	5	26-1	47	1	0
	Birmingham	1-1	.500	2.25	3	3	0	0	0	20.0	11	7	5	1	2	5-0	18	2	0
	Charlotte	1-0	1.000	2.57	1	1	1	0	0	7.0	6	2	2	1	0	1-0	3	0	0
MINOR TOTALS		22-21	.512	3.71	65	65	6	0	0	366.2	335	189	151	20	24	146-3	324	11	2

*Led League

— Selected by the White Sox in the eighth round of the First-Year Player draft (6/99).

MARIO VALENZUELA

64



Given Name: Mario Osuna Valenzuela
Position: Outfielder
Bats: Right **Throws:** Right
Height: 6-2 **Weight:** 190
Opening Day Age: 25
Born: March 10, 1977, Isla San Marcos, Mexico
Resides: Isla San Marcos, Mexico
First Pro Contract: White Sox.
Sox Acquisition: Signed as a free agent, June 19, 1996.
Major League Service: None.
Contract Status: Signed through 2002.

PLAYERS

■ **2001:** Was ranked by *Baseball America* as the No. 26 Prospect in the organization ... combined to hit .280 (145-517) with a career-high 22 home runs and 79 RBI between Class AA Birmingham and Class AAA Charlotte ... ranked among the White Sox organization leaders in total bases (T2nd, 243), hits (3rd), RBI (3rd) and home runs (T3rd) ... also finished among the leaders in extra-base hits (6th, 50), slugging percentage (6th, .470) and average (7th) ... began the season at Birmingham ... hit over .300 with runners on base (.335) and runners in scoring position with two outs (.322) ... compiled hitting streaks of eight, nine, 10 and 13 games ... was promoted to Charlotte on 7/14 ... hit .422 (27-64) in July for the Knights ... played for Mesa in the Arizona Fall League ... homered in three consecutive at-bats on 10/22 vs. Grand Canyon, becoming just the fourth player in AFL history to accomplish the feat ... led team in home runs (eight) and RBI (21) ... his eight home runs were tied for second in the AFL.

MINOR LEAGUE HIGHLIGHTS

■ **2000:** Was named to the Carolina League mid and postseason All-Star teams at Class A Winston-Salem ... led the CL in games (138), total bases (235) and at-bats (524) and was third in home runs (21), extra-base hits (54), hits (137), RBI (85) and runs scored (87) ... ranked among the organizational leaders in multiple categories ... 21 homers matched his career total entering the season ... led team in seven categories ... earned CL Player of the Week honors twice (5/11-17 and 7/28-8/3).

■ **1999:** His .323 average at Burlington ranked fourth in the Midwest League and fourth among Class A outfielders ... was fourth in the MWL with 154 hits ... led the organization in average, tied for second in hits, tied for third in triples (six), ranked fifth in runs scored (89) and total bases (227), tied for seventh in slugging percentage (.476) and tied for eighth in doubles (31) ... ended the season by reaching base in 26 consecutive games ... batted .364 (16-44) with two home runs and seven RBI in 11 postseason games for the MWL champions.

■ **1998:** Ranked fifth in the Appalachian League with a .330 average at Advanced Rookie Bristol ... named APPY Player of the Week for 6/17-21.

■ **1997:** Played in 10 games for Culiacan in the Mexican Pacific League.

■ **1996:** Made pro debut at Rookie Sarasota ... collected 11 hits in his first 32 at-bats (.344) ... was recommended/signed by Mike Sgobba and Jack Pierce.

YEAR	CLUB	AVG	G	AB	R	H	TB	2B	3B	HR	RBI	SH	SF	HB	BB	SO	SB	CS	E
1996	Sarasota	.260	21	73	6	19	29	3	2	1	8	0	1	1	4	20	0	0	2
1997							DID NOT PLAY												
1998	Bristol	.330	61	233	44	77	122	13	1	10	46	0	2	3	24	49	6	4	5
1999	Burlington	.323	122	477	89	154	227	31	6	10	70	3	3	6	44	77	13	6	8
2000	Winston-Salem	.262	136	523	87	137	235	31	2	21	85	1	6	2	59	109	11	3	6
2001	Birmingham	.290	88	341	50	99	158	17	3	12	53	3	6	2	21	61	4	5	7
	Charlotte	.261	49	176	19	46	85	7	1	10	26	1	4	1	8	34	2	0	4
MINOR TOTALS		.292	479	1823	295	532	856	102	15	64	288	8	22	15	160	350	36	18	32

— Signed by the White Sox as a free agent (6/19/96).

— On Class A Burlington disabled list (4/8-24/99).

BRIAN WEST

74

Given Name: Brian Daniel West

Position: Pitcher

Bats: Right

Throws: Right

Height: 6-4

Weight: 230

Opening Day Age: 21

Born: August 4, 1980, West Monroe, La.

Resides: West Monroe, La.

First Pro Contract: White Sox.

Sox Acquisition: Selected with a sandwich pick between the first and second rounds (35th overall), June 1999 First-Year Player Draft.

Major League Service: None.

Contract Status: Signed through 2002.



PLAYERS

■ **2001:** Was ranked by *Baseball America* as the No. 11 Prospect in the organization ... combined to go 7-12 with a 3.46 ERA (65 ER/169.0 IP) and 130 strikeouts in his first full season at Class A Winston-Salem ... his 169.0 IP ranked ninth among all Class A pitchers and third in the White Sox organization ... led for the Carolina League lead in games started (28) and shutouts (one), finished second in IP and tied for second in complete games (three) ... also ranked among the organization leaders in games started (T2nd, 28), strikeouts (6th) and ERA (9th) ... made 14 quality starts ... led team in strikeouts ... struck out six or more batters nine times ... compiled a 1-7 record with a 3.44 ERA (31 ER/81.0 IP) at home compared to 6-5 with a 3.48 ERA on the road ... opponents hit .205 (35-171) with runners in scoring position and .247 (69-279) with runners on base ... posted a 1.21 ERA (5 ER/37.1 IP) with two complete games and 33 strikeouts from 7/13-8/9.

MINOR LEAGUE HIGHLIGHTS

■ **2000:** Was ranked by *Baseball America* in a postseason poll as the No. 7 Prospect in the White Sox organization ... combined to go 8-10 with a 4.09 ERA (70 ER/154.0 IP) between Class A Burlington and Class A Winston-Salem in 26 starts ... spent the majority of the season at Burlington ... ranked second on team with 147.2 IP ... was named to the Midwest League midseason All-Star Team ... issued 73 walks, tied for fifth in the MWL ... allowed 8.9 hits per 9.0 IP (146 H/147.2 IP) ... was named the White Sox organization Player of the Month for April after going 3-0 with a 1.00 ERA (3 ER/27.0 IP) in four starts.

■ **1999:** Made his pro debut at Rookie Tucson ... was cited by *Baseball America* as the Best Athlete in the Sox 1999 draft class ... combined to go 1-3 with an 11.12 ERA (28 ER/22.2 IP) and two saves at Tucson and Advanced Rookie Bristol ... was recommended/signedy by Ken Stauffer and Paul Provas.

MISCELLANEOUS/PERSONAL

■ Single ... is a 1999 graduate of West Monroe (La.) High School ... was listed by *Baseball America* as having the Second-Best Fastball among high school pitchers ... ranked 15th on *Baseball America's* Top 100 Prospects list ... was 11-1 with a 2.37 ERA and 100 strikeouts his senior year ... led team to 5-A State Championship ... named the Gatorade Player of the Year in Louisiana ... was named Second-Team All-America by the American Baseball Coach's Association ... posted a 3.8:1 strikeout-to-walk ratio ... averaged 12.1 strikeouts per 9.0 IP ... hit .356 (42-118) with 14 home runs and 50 RBI ... committed to play defensive end at Texas A&M prior to signing with the White Sox ... won three 5-A state championships in football ... team was national champion in his junior year.

YEAR	CLUB	W-L	PCT	ERA	G	GS	CG	SHO	SV	IP	H	R	ER	HR	HB	BB-I	SO	WP	BK
1999	Tucson	0-1	.000	13.50	2	0	0	0	0	4.2	10	7	7	0	0	2-0	3	0	0
	Bristol	1-2	.333	10.50	8	1	0	0	2	18.0	26	25	21	4	1	14-2	17	5	0
2000	Burlington	8-9	.471	3.78	24	24	0	0	0	147.2	146	81	62	3	9	73-1	90	11	0
	Winston-Salem	0-1	.000	11.37	2	2	0	0	0	6.1	10	12	8	2	0	6-1	3	1	1
2001	Winston-Salem	7-12	.368	3.46	28	#28	3	#1	0	169.0	179	75	65	11	9	70-2	130	8	0
MINOR TOTALS		16-25	.390	4.24	64	55	3	1	2	345.2	371	200	163	20	19	165-6	243	25	1

#Tied for League Lead

— Selected by the White Sox with a sandwich pick between the first and second rounds (35th overall), June 1999 First-Year Player Draft.

CHICAGO WHITE SOX ROSTER

MANAGER: Jerry Manuel (7) **COACHES:** Nardi Contreras, Pitching Coach (54); Wallace Johnson, Third Base (18); Gary Ward, Hitting Coach (47); Art Kusnyer, Bullpen Coach (53); Joe Nosske, Bench (23); Gary Petitis, First Base (20); Man Soo Lee, Bullpen Catcher (9) **HEAD TRAINER:** Herm Schmeider **ASSISTANT TRAINER:** Brian Ball
DIRECTOR OF CONDITIONING: Steve Odgers **CLUBHOUSE MANAGER:** Vince Fresso **MANAGER OF TEAM TRAVEL:** Ed Cassin

NO.	PITCHERS (21)	B	T	HT	WT	BORN	BIRTHPLACE	RESIDENCE	'01 Club(s)	W-L	ERA	G	GS	CG	SV	IP	H	R	ER	BB	SO	MLSV	
55	Edwin Almonie	R	R	6-3	200	12/17/76	Santiago, D.R.	New York, N.Y.	Birmingham	1-4	1.49	54	0	0	36	66.1	58	16	11	16	62	0.000	
49	Lorenzo Barcelo	R	R	6-4	230	8/10/77	San Pedro de Macoris, D.R.	San Pedro de Macoris, D.R.	Charlotte	1-0	5.40	2	0	0	0	5.0	6	3	3	1	5	1.076	
60	Rocky Biddle	R	R	6-3	230	5/21/76	Las Vegas, Nev.	Arcadia, Calif.	WHITE SOX	7-8	4.31	17	0	0	0	21.0	24	13	11	8	15		
56	Mark Buehrle	L	L	6-2	200	3/23/79	St. Charles, Mo.	St. Charles, Mo.	WHITE SOX	16-8	3.29	32	4	0	0	221.1	168	89	81	48	126	1.078	
29	Keith Foulke	R	R	6-0	210	10/19/72	Elsworth AFB, Rapid City, S.D.	Phoenix, Ariz.	WHITE SOX	4-9	2.33	72	0	0	42	81.0	57	21	21	22	75	4.094	
52	Jon Garland	R	R	6-6	205	9/27/79	Valencia, Calif.	Granada Hills, Calif.	Charlotte	0-3	2.73	5	1	0	0	33.0	31	10	11	10	11	26	1.071
58	Matt Ginter	R	R	6-1	220	12/24/77	Winchester, Ky.	Winchester, Ky.	WHITE SOX	6-7	3.69	35	16	0	1	117.0	123	59	48	55	61		
38	Gary Glover	R	R	6-5	205	12/3/76	Cleveland, Ohio	DeLand, Fla.	WHITE SOX	2-3	2.59	22	10	0	0	76.1	62	26	22	24	67	0.124	
43	Matt Guerrier	R	R	6-3	190	8/2/78	Cleveland, Ohio	Shaker Heights, Ohio	WHITE SOX	5-5	4.93	46	11	0	0	100.1	98	61	55	32	63	0.155	
46	Bob Howry	L	R	6-5	220	8/4/73	Phoenix, Ariz.	Glendale, Ariz.	Birmingham	11-3	3.10	15	15	1	0	98.2	85	42	34	32	75	0.000	
32	Thomas Jacques	L	L	6-2	195	12/29/75	Stockton, Calif.	Stockton, Calif.	WHITE SOX	4-5	4.69	69	0	0	5	78.2	85	41	41	30	64	3.089	
57	Kyle Kane	L	R	6-3	215	2/4/76	Temecula, Calif.	Reno, Nev.	Scranton	10-6	3.13	33	9	1	0	109.1	100	43	38	29	86	0.024	
31	Ryan Kohlmeier	R	R	6-2	225	6/25/77	Salina, Kan.	Cottonwood Falls, Kan.	Winston-Salem	1-0	2.08	14	0	0	1	21.2	10	5	5	8	32	0.000	
41	Onan Masaoka	R	L	6-0	180	10/27/77	Hilo, Hawaii	Hilo, Hawaii	Birmingham	2-1	1.85	26	0	0	3	34.0	20	9	7	6	43		
13	Antonio Osuna	R	R	5-11	205	4/12/73	Sinaloa, Mexico	Sinaloa, Mexico	Charlotte	0-0	6.00	1	1	0	0	3.0	4	2	2	1	0		
40	Jim Parque	L	L	5-11	170	2/8/76	Norwalk, Calif.	Puyallup, Wash.	BALTIMORE	1-2	7.30	34	1	0	6	40.2	48	33	33	19	29	1.023	
51	Jon Rauch	R	R	6-11	230	9/27/78	Louisville, Ky.	Westport, Ky.	Rochester	1-4	2.36	14	7	0	4	42.0	36	15	11	8	28		
48	Todd Ritchie	R	R	6-3	210	1/7/71	Portsmouth, Va.	Kerens, Texas	Las Vegas	8-4	5.55	31	5	0	1	73.0	87	49	45	28	61	1.112	
36	Dan Wright	R	R	6-5	225	12/14/77	Longview, Texas	Batesville, Ark.	Charlotte	0-1	4.30	14	0	0	5	14.2	11	8	7	5	22		
65	Kelly Wunsch	L	L	6-5	225	7/12/72	Houston, Texas	Houston, Texas	WHITE SOX	0-0	20.77	4	0	0	0	4.1	8	10	10	2	6	6.110	
50	Mitch Wylie	R	R	6-3	190	1/14/77	Davenport, Iowa	Priceton, Iowa	WHITE SOX	0-3	8.04	5	5	1	0	28.0	36	26	25	10	15	3.126	
15	Sandy Alomar, Jr.	R	R	6-5	235	6/18/66	Saltair, P.R.	Westlake, Ohio	Charlotte	1-3	5.79	6	6	0	0	28.0	28	20	18	7	27	0.000	
8	Mark Johnson	L	R	6-0	185	9/12/75	Wheatridge, Colo.	Warner Robins, Ga.	PITTSBURGH	11-15	4.47	33	33	4	2	207.1	211	118	103	52	124	4.057	
61	Miguel Olivo	R	R	6-0	180	7/15/78	Villa Vasquez, D.R.	Villa Vasquez, D.R.	Birmingham	7-7	2.82	20	0	0	0	134.0	112	54	42	128	0.066		
27	Josh Paul	R	R	6-1	200	5/19/75	Evanson, Ill.	Buffalo Grove, Ill.	WHITE SOX	5-3	5.70	13	12	0	0	86.1	78	45	42	39	36		
									Winston-Salem	0-1	3.60	1	1	0	0	5.0	7	2	2	1	4	0.000	
									Birmingham	15-4	4.21	24	24	0	0	141.0	138	70	66	46	123		
NO.	CATCHERS (4)	B	T	HT	WT	BORN	BIRTHPLACE	RESIDENCE	'01 Club(s)	AVG	G	AB	R	H	2B	3B	HR	RBI	BB	SO	SB	MLSV	
15	Sandy Alomar, Jr.	R	R	6-5	235	6/18/66	Saltair, P.R.	Westlake, Ohio	WHITE SOX	.245	70	220	17	54	8	1	4	21	12	17	1	12.047	
8	Mark Johnson	L	R	6-0	185	9/12/75	Wheatridge, Colo.	Warner Robins, Ga.	WHITE SOX	.270	55	196	24	53	5	2	4	24	29	34	2	2.124	
61	Miguel Olivo	R	R	6-0	180	7/15/78	Villa Vasquez, D.R.	Villa Vasquez, D.R.	WHITE SOX	.249	57	173	21	43	6	1	5	18	23	31	2		
27	Josh Paul	R	R	6-1	200	5/19/75	Evanson, Ill.	Buffalo Grove, Ill.	WHITE SOX	.259	93	316	45	82	23	1	14	55	37	62	6	0.000	
									Charlotte	.266	57	139	20	37	11	0	3	18	13	25	6	1.074	
									Charlotte	.280	22	75	11	21	4	0	4	14	7	18	0		

NO.	INFELDERS (10)	B	T	HT	WT	BORN	BIRTHPLACE	RESIDENCE	'01 Club(s)	AVG	G	AB	R	H	2B	3B	HR	RBI	BB	SO	SB	MLSV
10	Royce Clayton	R	R	6-0	185	1/2/70	Burbank, Calif.	Scottsdale, Ariz.	WHITE SOX	.263	135	433	62	114	21	4	9	60	33	72	10	9,141
24	Joe Crede	R	R	6-2	195	4/26/78	Jefferson City, Mo.	Westphalia, Mo.	Charlotte	.276	124	463	67	128	34	1	17	65	46	88	2	0,062
34	Jason Dellaero	S	R	6-2	195	12/17/76	Mount Kisco, N.Y.	Brewster, N.Y.	Charlotte	.220	17	50	1	11	1	0	7	3	11	1	1	0,027
5	Ray Durham	S	R	5-8	180	11/30/71	Charlotte, N.C.	Charlotte, N.C.	WHITE SOX	.287	152	611	104	163	42	0	20	65	64	110	23	7,000
17	Tony Grafantino	R	R	6-1	190	6/6/72	Amityville, N.Y.	Marletta, Ga.	WHITE SOX	.303	74	145	23	44	9	0	2	15	16	29	4	4,125
12	Willie Harris	L	R	5-9	175	6/22/78	Cairo, Ga.	Cairo, Ga.	Bowie	.305	133	525	83	160	27	4	9	49	46	71	54	0,029
14	Paul Konerko	R	R	6-2	215	3/5/76	Providence, R.I.	Scottsdale, Ariz.	BALTIMORE	.125	9	24	3	3	1	0	0	0	0	0	7	0
39	Jeff Liefer	L	R	6-3	210	8/17/74	Fontana, Calif.	Upland, Calif.	WHITE SOX	.282	156	582	92	164	35	0	32	99	54	89	1	3,141
35	Frank Thomas	R	R	6-5	275	5/27/68	Columbus, Ga.	Oak Brook, Ill.	Charlotte	.286	32	119	23	34	7	0	6	21	15	41	3	1,124
22	Jose Valentin	S	R	5-10	185	10/12/69	Manati, Puerto Rico	Manati, Puerto Rico	WHITE SOX	.256	83	254	36	65	13	0	18	39	20	69	0	11,063
									WHITE SOX	.221	20	68	8	15	3	0	4	10	10	12	0	11,063
									WHITE SOX	.258	124	438	74	113	22	2	28	68	50	114	9	8,058


NO.	OUTFIELDERS (6)	B	T	HT	WT	BORN	BIRTHPLACE	RESIDENCE	'01 Club(s)	AVG	G	AB	R	H	2B	3B	HR	RBI	BB	SO	SB	MLSV
45	Carlos Lee	R	R	6-2	235	5/20/76	Aguadulce, Panama	Aguadulce, Panama	WHITE SOX	.269	150	558	75	150	33	3	24	84	38	85	17	2,150
1	Kenny Lofton	L	L	6-0	180	5/31/67	East Chicago, Ind.	Atlanta, Ga.	CLEVELAND	.261	133	517	91	135	21	4	14	66	47	69	16	10,023
30	Magglio Ordonez	R	R	6-0	210	1/28/74	Caracas, Ven.	Coro Falcon, Ven.	WHITE SOX	.305	160	593	97	181	40	1	31	113	70	70	25	4,032
44	Aaron Rowand	R	R	6-1	200	8/29/77	Portland, Ore.	Glendora, Calif.	Charlotte	.295	82	329	54	97	28	0	16	48	21	47	8	0,093
26	Brian Simmons	S	R	6-2	190	9/4/73	Pittsburgh, Pa.	McMurray, Pa.	WHITE SOX	.293	63	123	21	36	5	0	4	20	15	28	5	0,088
									TORONTO	.178	60	107	8	19	5	0	2	8	8	26	1	2,068
									Syracuse	.264	52	201	24	53	10	1	2	20	19	36	4	

CHICAGO WHITE SOX NUMERICAL ROSTER

1	Kenny Lofton, OF	23	Joe Nosssek, Coach	38	Gary Glover, RHP	52	Jon Garland, RHP	66	Mark Dalessandro, C
5	Ray Durham, 2B	24	Joe Crede, 3B	39	Jeff Liefer, 1B	53	Art Kustiner, Coach	67	Lee Evans, C
7	Jerry Manuel, Manager	25	Joe Borchart, OF	40	Jim Parke, LHP	54	Nardi Contreras, Coach	68	Humberto Quintero, C
8	Mark Johnson, C	26	Brian Simmons, OF	41	Onan Masaoka, LHP	55	Edwin Almonte, RHP	70	Gary Majewski, RHP
10	Royce Clayton, SS	27	Josh Paul, C	43	Matt Guerrier, RHP	56	Mark Buehrle, LHP	71	Dennis Ullacia, LHP
12	Willie Harris, INF/OF	28	Julio Ramirez, OF	44	Aaron Rowand, OF	57	Kyle Kane, RHP	74	Brian West, RHP
13	Antonio Osuna, RHP	29	Keith Foulke, RHP	45	Carlos Lee, OF	58	Matt Ginter, RHP	75	Corwin Malone, LHP
14	Paul Koneko, 1B	30	Magglio Ordonez, OF	46	Bob Howry, RHP	59	Man Soo Lee, Coach	76	Tim Hummel, SS
15	Sandy Alomar, Jr., C	31	Ryan Kohlmeier, RHP	47	Gary Ward, Coach	60	Rocky Biddle, RHP	77	Arnaldo Munoz, LHP
17	Tony Grafantino, INF	32	Thomas Jacquez, LHP	48	Todd Ritchie, RHP	61	Miguel Olivo, C	78	Justin Baughman, INF
18	Wallace Johnson, Coach	33	Jason Dellaero, SS	49	Lorenzo Barcelo, RHP	62	Mike Porzio, LHP		
20	Gary Pettis, Coach	35	Frank Thomas, 1B/DH	50	Mitch Wylie, RHP	64	Mario Valenzuela, OF		
22	Jose Valentin, INF/OF	36	Dan Wright, RHP	51	Jon Rauch, RHP	65	Kelly Wunsch, LHP		

NON-ROSTER INVITEES

NO.	PITCHERS (6)		B	T	HT	WT	BORN	BIRTHPLACE	RESIDENCE	'01 Club(s)	W-L	ERA	G	GS	CG	SV	IP	H	R	ER	BB	SO	MLSV	
	R	L																						
70	Gary Majewski		R	R	6-2	200	2/28/80	Houston, Texas	Houston, Texas	Vero Beach	4-5	6.24	23	13	0	1	75.0	103	57	52	36	41	0.000	
			R	L	6-3	200	7/3/80	Grove Hill, Ala.	Thomasville, Ala.	Winston-Salem	4-2	2.93	9	6	1	0	43.0	42	15	14	10	31	0.000	
75	Corwin Malone		R	L	6-3	200	7/3/80	Grove Hill, Ala.	Thomasville, Ala.	Winston-Salem	11-4	2.00	18	2	0	0	112.1	83	30	25	44	119	0.000	
			R	L	6-3	200	7/3/80	Grove Hill, Ala.	Thomasville, Ala.	Winston-Salem	0-1	1.72	5	5	0	0	36.2	25	10	7	10	38	0.000	
			R	L	6-3	200	7/3/80	Grove Hill, Ala.	Thomasville, Ala.	Birmingham	2-0	2.33	4	4	0	0	19.1	8	5	5	12	20	0.000	
77	Arnaldo Munoz		L	L	5-9	170	6/21/82	Mao, Dominican Republic	Mao, Dominican Republic	Birmingham	6-3	2.49	60	0	12	79.2	41	24	22	42	115	0.000		
62	Mike Porzio		L	L	6-3	190	8/20/72	Waterbury, Conn.	Norwalk, Conn.	Birmingham	1-0	1.38	2	2	0	0	13.0	3	2	5	10	0.087		
			L	L	6-1	185	4/2/81	Miami, Fla.	Hialeah, Fla.	Kannapolis	6-6	4.35	31	23	0	0	134.1	138	76	65	55	107	0.000	
			L	L	6-1	185	4/2/81	Miami, Fla.	Hialeah, Fla.	Kannapolis	8-1	2.43	15	15	0	0	89.0	68	25	24	36	93	0.000	
			L	L	6-3	190	8/20/72	Waterbury, Conn.	Norwalk, Conn.	Winston-Salem	5-3	3.64	10	4	0	64.1	57	27	26	26	47	0.000		
			L	L	6-3	190	8/20/72	Waterbury, Conn.	Norwalk, Conn.	Charlotte	1-0	2.57	1	1	1	0	7.0	6	2	2	2	1	3	0.000
			L	L	6-3	190	8/20/72	Waterbury, Conn.	Norwalk, Conn.	Birmingham	1-1	2.25	3	3	0	0	20.0	11	7	5	5	18	0.000	
74	Brian West		R	R	6-4	230	8/4/80	West Monroe, La.	West Monroe, La.	Winston-Salem	7-12	3.46	28	28	3	0	169.0	179	75	65	70	130	0.000	
NO.	CATCHERS (3)		B	T	HT	WT	BORN	BIRTHPLACE	RESIDENCE	'01 Club(s)	AVG	G	AB	R	H	2B	3B	HR	RBI	BB	SO	SB	MLSV	
	R	L																						
66	Mark Dalesandro		R	R	6-0	195	5/14/68	Chicago, Ill.	Chicago, Ill.	Charlotte	.260	75	262	16	68	18	0	4	23	6	24	0	2,079	
			R	R	6-0	195	5/14/68	Chicago, Ill.	Chicago, Ill.	Charlotte	.000	1	0	0	0	0	0	0	0	0	0	0	0	0
67	Lee Evans		S	R	6-1	185	7/20/77	Tuscaloosa, Ala.	Northport, Ala.	Altoona	.248	118	428	53	106	21	8	11	48	37	116	12	0.000	
			R	R	6-1	190	8/2/79	Maracaibo, Venezuela	Maracaibo, Venezuela	Kannapolis	.269	60	197	32	53	7	1	1	20	8	20	7	0.000	
			R	R	6-1	190	8/2/79	Maracaibo, Venezuela	Maracaibo, Venezuela	Winston-Salem	.240	43	154	15	37	6	0	0	12	5	19	9	0.000	
			R	R	6-1	190	8/2/79	Maracaibo, Venezuela	Maracaibo, Venezuela	Birmingham	.211	5	19	0	4	0	0	0	2	0	2	0	0	
NO.	INFELDERS (2)		B	T	HT	WT	BORN	BIRTHPLACE	RESIDENCE	'01 Club(s)	AVG	G	AB	R	H	2B	3B	HR	RBI	BB	SO	SB	MLSV	
	R	L																						
78	Justin Baughman		R	R	5-11	180	8/1/74	Mt. View, Calif.	Portland, Ore.	Salt Lake	.302	77	288	52	87	15	5	3	32	20	54	21	1,153	
76	Tim Hummel		R	R	6-2	195	11/18/78	Goshen, N.Y.	Montgomery, N.Y.	Birmingham	.280	134	524	83	152	33	6	7	63	62	69	14	0.000	
NO.	OUTFIELDERS (3)		B	T	HT	WT	BORN	BIRTHPLACE	RESIDENCE	'01 Club(s)	AVG	G	AB	R	H	2B	3B	HR	RBI	BB	SO	SB	MLSV	
	R	L																						
25	Joe Borchard		S	R	6-5	220	11/25/78	Panorama City, Calif.	Camarillo, Calif.	Birmingham	.295	183	515	95	152	27	1	27	98	67	158	5	0.000	
28	Julio Ramirez		R	R	5-11	170	8/10/77	San Juan de la Maguana, D.R.	Santo Domingo, D.R.	WHITE SOX	.081	22	37	2	3	0	0	0	1	2	15	2	0.075	
			R	R	5-11	170	8/10/77	San Juan de la Maguana, D.R.	Santo Domingo, D.R.	Charlotte	.216	88	319	36	69	11	1	8	25	20	80	15	0.000	
64	Mario Valenzuela		R	R	6-2	190	3/10/77	Isla San Marcos, Mexico	Isla San Marcos, Mexico	Birmingham	.280	88	341	50	99	17	3	12	53	21	61	4	0.000	
			R	R	6-2	190	3/10/77	Isla San Marcos, Mexico	Isla San Marcos, Mexico	Charlotte	.261	49	176	19	46	7	1	10	26	8	34	2	0.000	



OPPONENTS

ANAHEIM ANGELS

Angels Information

Mailing Address Edison International Field
2000 Gene Autry Way
Anaheim, CA 92806

2001 Record (Place) 75-87 (3rd in AL West)

General Manager Bill Stoneman
Manager Mike Scioscia
Angels Record 157-167 (two seasons)
Career Record 157-167 (two seasons)

Baseball Information Larry Babcock, Manager
Phone 714-940-2015
Fax 714-940-2205
Press Box 714-940-2704
E-mail larry.babcock@disney.com
Website www.angelsbaseball.com

Media/Travel Coordinator Tom Taylor
Phone 714-940-2016

Stadium (Capacity) Edison International Field (45,050)
Dimensions 333 LF, 370 LCF, 404 CF, 370 RCF, 333 RF

White Sox Hotel in Anaheim Anaheim Hilton
Phone/Fax 714-750-4321/714-740-4460

Angels Hotel in Chicago Westin
Phone/Fax 312-943-7200/312-397-5580

2002 Schedule

Day	Date	Site	Time
Fri.	5/10	Edison Field	9:05
Sat.	5/11	Edison Field	9:05
Sun.	5/12	Edison Field	3:05
Fri.	5/17	Comiskey Park	7:05
Sat.	5/18	Comiskey Park	6:05
Sun.	5/19	Comiskey Park	1:05
Tue.	8/6	Comiskey Park	7:05
Wed.	8/7	Comiskey Park	7:05
Thu.	8/8	Comiskey Park	7:05

2001 Results (3-6)

Date	Site	Result	WP	LP
5/1	Ana.	L, 4-6	Rapp	D. Wells
5/2	Ana.	L, 5-12	Washburn	Garland
5/3	Ana.	L, 1-3	Valdes	Baldwin
5/8	Chi.	W, 2-0	Baldwin	Washburn
5/9	Chi.	W, 6-5	Howry	Levine
5/10	Chi.	L, 6-7 (10)	Percival	Foulke
8/7	Ana.	L, 3-9	Rapp	K. Wells
8/8	Ana.	W, 15-1	Buehrle	Washburn
8/7	Ana.	L, 2-3	Valdes	Lowe

Series Results

Year	Home	Road	Total	Year	Home	Road	Total
1969	5-4	4-5	9-9	1986	3-4	3-3	6-7
1970	4-5	2-7	6-12	1987	3-3	2-5	5-8
1971	4-5	6-3	10-8	1988	2-5	2-4	4-9
1972	7-2	4-5	11-7	1989	2-4	3-4	5-8
1973	7-2	3-6	10-8	1990	5-1	3-4	8-5
1974	4-5	4-5	8-10	1991	2-4	3-4	5-8
1975	4-5	5-4	9-9	1992	5-2	5-1	10-3
1976	3-6	4-5	7-11	1993	2-4	4-3	6-7
1977	4-3	3-5	7-8	1994	1-3	4-2	5-5
1978	5-3	2-5	7-8	1995	1-5	1-5	2-10
1979	3-3	1-6	4-9	1996	5-1	1-5	6-6
1980	4-3	6-0	10-3	1997	4-1	1-5	5-6
1981	3-3	4-3	7-6	1998	3-2	3-3	6-5
1982	2-5	3-3	5-8	1999	3-1	2-4	5-5
1983	5-1	5-2	10-3	2000	4-2	2-2	6-4
1984	4-3	1-5	5-8	2001	2-1	1-5	3-6
1985	1-5	4-3	5-8	Total	116-106	101-131	217-237

Record By Decade

1960s:	92-70	.568	1990s:	58-60	.492
1970s:	79-90	.467	2000s:	9-10	.474
1980s:	62-68	.477	Totals:	300-298	.502

Series Information

Best Season Series Record

- by Chicago: 10-3 (1980, 1983, 1992)
- by Anaheim: 10-2 (1995)

Last Three-Game Sweep

- by Chicago at home: September 1-3, 2000
- by Chicago at Anaheim: April 7-9, 1992
- by Anaheim at home: May 1-3, 2001
- by Anaheim at Chicago: May 19-21, 1995

Last Four-Game Sweep

- by Chicago at home: September 8-11, 1983
- by Chicago at Anaheim: September 22-25, 1983
- by Anaheim at home: September 28-October 1, 1970
- by Anaheim at Chicago: July 28-31, 1988

Most Runs, Game

- by Chicago: 17, May 31, 1978 at Chicago (17-2)
- by Anaheim: 16, September 7, 1984 at Chicago (16-8)

Longest Winning Streak

- by Chicago: 10, September 26, 1980-May 30, 1981
- by Anaheim: 8, May 19-August 15, 1995

Current Winning Streak: 1, by Anaheim, August 9, 2001

Largest Crowd

- at New Comiskey Park: 42,535, August 7, 1993
- at Old Comiskey Park: 50,892, June 13, 1982
- At Edison International Field: 49,567, June 20, 1982

ATLANTA BRAVES

Braves Information

Mailing Address	Turner Field P.O. Box 4064 Atlanta, Ga. 30302
2001 Record (Place)	88-74 (1st in NL East)
General Manager	John Schuerholz
Manager	Bobby Cox
Braves Record	1,349-1,053 (16 seasons)
Career Record	1,704-1,345 (20 seasons)
Media Relations	Jim Schultz, Director
Phone	404-614-1301
Fax	404-614-1391
Press Box	404-614-1463
E-Mail	Jim.Schultz@turner.com
Website	www.atlantabraves.com
Traveling Secretary	Bill Acree
Phone	404-614-1417
Stadium (Capacity)	Turner Field (50,071)
Dimensions	335 LF, 380 LCF, 400 CF, 390 RCF, 330 RF
White Sox Hotel in Atlanta	Hyatt Regency
Phone/Fax	404-577-1234/404-588-4137

2002 Schedule

Day	Date	Site	Time
Fri.	6/21	Turner Field	6:35
Sat.	6/22	Turner Field	6:05
Sun.	6/23	Turner Field	12:05

Series Information

This is the first-ever meeting between the White Sox and Braves.

Interleague Firsts

Game	6/13/97 at Cincinnati (31,682)
Home Game	6/16/97 vs. Chicago Cubs (36,213)
Win	White Sox 3, Cincinnati 1, 6/13/97 at Cincinnati
Home Win	White Sox 5, Cubs 3, 6/18/97
Loss	Cincinnati 5, White Sox 1, 6/14/97 at Cincinnati
Home Loss	Cubs 8, White Sox 3, 6/16/97
Hit	Ray Durham, 6/13/97 at Cincinnati (home run)
Run Scored	Ray Durham, 6/13/97 at Cincinnati
Home Run	Ray Durham (off Pete Schourek), 6/13/97 at Cincinnati
Home Run, Home	Lyle Mouton (off Kevin Foster), 6/16/97 vs. Cubs
RBI	Ray Durham, 6/13/97 at Cincinnati
Winning Pitcher	Wilson Alvarez, 6/13/97 at Cincinnati
Losing Pitcher	Danny Darwin, 6/14/97 at Cincinnati

BALTIMORE ORIOLES

Orioles Information

Mailing Address Oriole Park at Camden Yards
333 W. Camden Street
Baltimore, MD 21201

2001 Record (Place) 63-98 (4th in AL East)

Vice President, Baseball Operations Syd Thrift

Manager Mike Hargrove

Orioles Record 137-186 (two seasons)

Career Record 858-777 (11 seasons)

Public Relations Bill Stelka, Director

Phone 410-547-6156

Fax 410-547-6272

Press Box 410-547-6257

E-mail bstelka@oriolepark.com

Website www.theorioles.com

Traveling Secretary Phil Itzoe

Phone 410-547-6226

Stadium (Capacity) Oriole Park at Camden Yards (48,876)

Dimensions 333 LF, 410 LCF, 400 CF, 373 RCF, 318 RF

White Sox Hotel in Baltimore Hyatt Regency

Phone/Fax 410-528-1234/410-685-3362

Orioles Hotel in Chicago Westin

Phone/Fax 312-943-7200/312-397-5580

2002 Schedule

Day	Date	Site	Time
Fri.	4/12	Comiskey Park	1:05
Sat.	4/13	Comiskey Park	1:05
Sun.	4/14	Comiskey Park	1:05
Mon.	4/15	Comiskey Park	1:05
Fri.	7/19	Camden Yards	6:05
Sat.	7/20	Camden Yards	6:05
Sun.	7/21	Camden Yards	12:35

2001 Results (4-3)

Date	Site	Result	WP	LP
6/21	Bal.	W, 6-0	K. Wells	Johnson
6/22	Bal.	L, 4-6	Mercedes	D. Wells
6/23	Bal.	W, 8-3	Glover	Ponson
6/21	Bal.	W, 8-2	Baldwin	Towers
6/29	Chi.	L, 0-4	Towers	Buehrle
6/30	Chi.	W, 4-1	Baldwin	Roberts
7/1	Chi.	L, 3-11	Johnson	Biddle

Series Results

Year	Home	Road	Total	Year	Home	Road	Total
1969	1-5	2-4	3-9	1986	3-3	0-6	3-9
1970	2-4	1-5	3-9	1987	0-6	4-2	4-8
1971	3-3	1-5	4-8	1988	4-2	3-2	7-4
1972	3-3	1-5	4-8	1989	2-4	4-2	6-6
1973	3-3	1-5	4-8	1990	4-2	2-4	6-6
1974	5-1	2-4	7-5	1991	3-3	5-1	8-4
1975	3-3	1-4	4-7	1992	3-3	3-3	6-6
1976	2-4	2-4	4-8	1993	4-2	4-2	8-4
1977	3-2	2-3	5-5	1994	2-1	2-1	4-2
1978	0-4	1-4	1-8	1995	0-4	1-2	1-6
1979	1-4	2-4	3-8	1996	4-2	4-2	8-4
1980	4-2	2-4	6-6	1997	3-3	3-2	6-5
1981	3-0	3-3	6-3	1998	4-1	5-1	9-2
1982	6-0	1-5	7-5	1999	1-3	2-4	3-7
1983	3-3	2-4	5-7	2000	3-1	3-3	6-4
1984	3-3	2-4	5-7	2001	1-2	3-1	4-3
1985	2-4	2-4	4-8	Total	88-90	76-109	164-199

Record By Decade

1950s:	76-56	.576	1990s:	59-46	.562
1960s:	83-95	.466	2000s:	10-7	.588
1970s:	39-74	.345	Totals:	320-341	.484
1980s:	53-63	.457			

Series Information

Best Season Series Record

by Chicago: 9-2 (1998)
by Baltimore: 8-1 (1978)

Last Three-Game Sweep

by Chicago at home: August 25-27, 1998
by Chicago at Baltimore: August 31-Sept. 2, 1998
by Baltimore at home: May 4-6, 1999
by Baltimore at Chicago: May 22-24, 1989

Last Four-Game Sweep

by Chicago at home: June 18-21, 1956
by Chicago at Baltimore: August 17-19, 1954
by Baltimore at home: July 19-22, 1990
by Baltimore at Chicago: July 6-9, 1995

Most Runs, Game

by Chicago: 18, April 23, 1981 at Baltimore (18-5)
by Baltimore: 18, April 29, 1970 at Chicago (18-2)

Longest Winning Streak

by Chicago: 9, May 1-June 21, 1958
by Baltimore: 9, twice, last Sept. 4, 1977-Sept. 2, 1978

Current Winning Streak: 1, by Baltimore, July 1, 2001

Largest Crowd

at New Comiskey Park: 43,589, May 28, 1994
at Old Comiskey Park: 48,952, September 4, 1977
at Memorial Stadium: 50,218, April 8, 1991
at Oriole Park at Camden Yards: 48,093, April 16, 1998

BOSTON RED SOX

Red Sox Information

Mailing Address Fenway Park
 4 Yawkey Way
 Boston, MA 02215

2001 Record (Place) 82-79 (2nd in AL East)

General Manager Dan Duquette

Manager Joe Kerrigan

Red Sox Record 17-26 (one season)

Career Record 17-26 (one season)

Communications and Baseball Information Kevin Shea, Director

Phone 617-236-6613

Fax 617-375-0944

Press Box 617-236-6732

E-mail sheak@mail.redsox.com

Website www.redsox.com

Traveling Secretary Jack McCormick

Phone 617-267-9440

Stadium (Capacity) Fenway Park (33,991)

Dimensions ... 310 LF, 379 LCF, 390 CF, 420 DCF, 380 RCF, 302 RF

White Sox Hotel in Boston Marriott Copley Place

Phone/Fax 617-236-5800/617-236-5885

Red Sox Hotel in Chicago Westin

Phone/Fax 312-943-7200/312-397-5580

2002 Schedule

Day	Date	Site	Time
Mon.	5/20	Fenway Park	6:05
Tue.	5/21	Fenway Park	6:05
Wed.	5/22	Fenway Park	6:05
Tue.	9/24	Comiskey Park	7:05
Wed.	9/25	Comiskey Park	7:05
Thu.	9/26	Comiskey Park	1:05

2001 Results (3-3)

Date	Site	Result	WP	LP
7/20	Chi.	L, 2-7	Nomo	Biddle
7/21	Chi.	W, 10-3	Baldwin	Ohka
7/22	Chi.	W, 13-8	Garland	Wakefield
7/27	Bos.	L, 5-9	Saberhagen	K. Wells
7/28	Bos.	W, 3-1	Buehrle	Wakefield
7/29	Bos.	L, 3-4	Beck	Embree

Record By Decade

1900s:	101-90	.529	1960s:	102-76	.573
1910s:	97-117	.453	1970s:	48-67	.417
1920s:	117-103	.502	1980s:	59-56	.513
1930s:	97-114	.460	1990s:	54-54	.510
1940s:	85-134	.388	2000s:	8-10	.444
1950s:	122-98	.555	Totals:	890-919	.492

Series Results

Year	Home	Road	Total	Year	Home	Road	Total
1969	3-3	4-2	7-5	1986	3-3	2-4	5-7
1970	2-4	2-4	4-8	1987	4-2	5-1	9-3
1971	1-5	1-5	2-10	1988	4-2	1-5	5-7
1972	3-3	3-3	6-6	1989	2-4	3-3	5-7
1973	2-4	4-2	6-6	1990	5-1	1-5	6-6
1974	3-3	1-5	4-8	1991	1-5	4-2	5-7
1975	2-4	2-4	4-8	1992	5-1	1-5	6-6
1976	3-3	3-3	6-6	1993	3-3	2-4	5-7
1977	4-1	3-2	7-3	1994	2-1	2-1	4-2
1978	2-3	1-4	3-7	1995	0-2	3-3	3-5
1979	3-2	3-3	6-5	1996	3-3	3-3	6-6
1980	1-3	3-3	4-6	1997	5-1	3-2	8-3
1981	1-2	3-3	4-5	1998	4-2	2-3	6-5
1982	3-3	5-1	8-4	1999	3-3	2-4	5-7
1983	3-3	3-3	6-6	2000	3-3	2-4	5-7
1984	3-3	2-4	5-7	2001	2-1	1-2	3-3
1985	4-2	4-2	8-4	Total	92-88	84-104	176-192

Series Information

Best Season Series Record

by Chicago: 18-4 (1906)
 by Boston: 10-2 (1971)

Last Three-Game Sweep

by Chicago at home: June 30-July 2, 2000
 by Chicago at Boston: July 27-28, 1991
 by Boston at home: April 18-20, 1986
 by Boston at Chicago: September 26-28, 2000

Last Four-Game Sweep

by Chicago at home: September 13-16, 1990
 by Chicago at Boston: June 2-6, 1927
 by Boston at home: July 21-24, 1988
 by Boston at Chicago: August 5-8, 1988

Most Runs, Game (Since 1952)

by Chicago: 22, May 31, 1970 at Boston (22-13)
 by Boston: 21, August 30, 1970 at Chicago (21-11)

Longest Winning Streak

by Chicago: 10, August 2, 1906-May 18, 1907
 by Boston: 12, August 5, 1921-June 10, 1922

Current Winning Streak: 1, by Boston, July 29, 2001

Largest Crowd

at New Comiskey Park: 42,393, June 6, 1993
 at Old Comiskey Park: 52,592, July 12, 1951
 at Fenway Park: 35,599, July 30, 1990

CHICAGO CUBS

Cubs Information

Mailing Address	Wrigley Field 1060 West Addison St. Chicago, IL 60613-4397
2001 Record (Place)	88-74 (3rd in NL Central)
General Manager	Andy McPhail
Manager	Don Baylor
Cubs Record	153-171 (two seasons)
Career Record	593-640 (eight seasons)
Public Relations	Sharon Panno, Director
Phone	773-404-4021
Fax	773-404-4129
Press Box	773-404-4209
E-Mail	spannozzo@cubs.com
Website	www.cubs.com
Traveling Secretary	Jimmy Bank
Phone	773-404-4095
Stadium (Capacity)	Wrigley Field (39,056)
Dimensions	355 LF, 368 LCF, 400 CF, 368 RCF, 353 RF

2002 Schedule

Day	Date	Site	Time
Fri.	6/14	Wrigley Field	2:20
Sat.	6/15	Wrigley Field	12:15
Sun.	6/16	Wrigley Field	1:20
Fri.	6/28	Comiskey Park	1:05
Sat.	6/29	Comiskey Park	12:15
Sun.	6/30	Comiskey Park	1:05

2001 Results (4-2)

Date	Site	Result	WP	LP
6/8	H	W, 7-3 (10)	Foulke	Duncan
6/9	H	L, 3-4 (10)	Van Poppel	Foulke
6/10	H	W, 3-1	K. Wells	Lieber
7/12	R	L, 1-5	Fassero	Garland
7/13	R	W, 7-2	Buehrle	Wood
7/14	R	W, 3-1	Lowe	Tavarez

Series Results

Year	Home	Road	Total	Year	Home	Road	Total
1997	2-1	0-0	2-1	2000	2-1	1-2	3-3
1998	0-0	0-3	0-3	2001	2-1	2-1	4-2
1999	1-2	3-0	4-2	Totals	7-5	6-6	13-11

Record By Decade

1990s:	6-6	.500
2000s:	7-5	.583
Totals:	13-11	.542

Series Information

Best Season Series Record

- by White Sox: 4-2 (1999, 2001)
- by Cubs: 3-0 (1998)

Last Three-Game Sweep

- by White Sox at home: None
- by White Sox at Cubs: June 11-13, 1999
- by Cubs at home: June 5-7, 1998
- by Cubs at White Sox: None

Last Four-Game Sweep

- by White Sox at home: None
- by White Sox at Cubs: None
- by Cubs at home: None
- by Cubs at White Sox: None

Most Runs, Game

- by White Sox: 8, June 12, 1999 at Wrigley Field (8-2)
- by Cubs: 13, June 7, 1998 at Wrigley Field (13-7)

Longest Winning Streak

- by White Sox: 4, June 11-July 9, 1999
- by Cubs: 3, June 5-7, 1998

Current Winning Streak: 2, by White Sox, July 13, 2001-current

Largest Crowd

- at Comiskey Park: 45,936, June 8, 2001
- at Wrigley Field: 40,551, July 14, 2001

Windy City Classic

For the third straight season, the White Sox and Cubs will play a pair of three-game series in 2002, on June 14-16 at Wrigley Field and June 28-30 at Comiskey Park. Since interleague play began in 1997, the White Sox hold a 13-11 edge, although the Cubs have outscored the Sox by a 114-107 margin. The South Siders are 7-5 at Comiskey Park and 6-6 at Wrigley Field. The Sox went 4-2 against the Cubs in 2001, taking two of three at home on 6/8-10 and two of three at Wrigley Field on 7/12-14. The 2001 series on the south side drew 136,864 fans, the largest turnout for a three-game set in new Comiskey Park history. In addition, the crosstown series has drawn the top nine regular-season crowds in new Comiskey Park history, including a record 45,936 on 6/8/01. Including postseason, exhibition, spring training and regular-season games, the Sox own a 134-90-6 edge.

CLEVELAND INDIANS

Indians Information

Mailing Address Jacobs Field
 2401 Ontario Street
 Cleveland, OH 44115

2001 Record (Place) 91-71 (1st in AL Central)

General Manager Mark Shapiro
 Manager Charlie Manuel

Indians Record 181-143 (two seasons)
 Career Record 181-143 (two seasons)

Media Relations Bart Swain, Director
 Phone 216-420-4386
 Fax 216-420-4396
 Press Box 216-420-4654
 E-mail bsvain@clevelandindians.com
 Website www.indians.com

Traveling Secretary Mike Seghi
 Phone 216-420-4303

Stadium (Capacity) Jacobs Field (43,368)
 Dimensions 325 LF, 370 LCF, 405 CF, 375 RCF, 325 RF
 White Sox Hotel in Cleveland Marriott at Key Center
 Phone/Fax 216-696-9200/216-696-0966
 Indians Hotel in Chicago Westin
 Phone/Fax 312-943-7200/312-397-5580

2002 Schedule

Day	Date	Site	Time
Tue.	4/16	Comiskey Park	7:05
Wed.	4/17	Comiskey Park	7:05
Thu.	4/18	Comiskey Park	7:05
Mon.	4/22	Jacobs Field	6:05
Tue.	4/23	Jacobs Field	6:05
Wed.	4/24	Jacobs Field	6:05
Thu.	4/25	Jacobs Field	12:05
Fri.	5/31	Jacobs Field	6:05
Sat.	6/1	Jacobs Field	12:15
Sun.	6/2	Jacobs Field	12:05
Fri.	7/5	Comiskey Park	6:05
Sat.	7/6	Comiskey Park	12:15
Sun.	7/7	Comiskey Park	1:05
Mon.	7/15	Jacobs Field	6:05
Tue.	7/16	Jacobs Field	6:05
Thu.	9/5	Comiskey Park	7:05
Fri.	9/6	Comiskey Park	7:05
Sat.	9/7	Comiskey Park	12:15
Sun.	9/8	Comiskey Park	1:05

2001 Results (10-9)

Date	Site	Result	WP	LP
4/2	Cle.	W, 7-4	D. Wells	Colon
4/4	Cle.	L, 4-8	Finley	Eldred
4/9	Chi.	W, 9-2	Biddle	Finley
4/10	Chi.	W, 8-7	Glover	Shuey
4/11	Chi.	W, 7-6	Lowe	Burba
7/18	Chi.	L, 4-9	Sabathia	Buehrle
7/19	Chi.	L, 3-10	Burba	Lowe
7/23	Cle.	L, 0-2	Sabathia	Buehrle
7/24	Cle.	W, 4-1	Lowe	Burba
7/25	Cle.	L, 5-7	Westbrook	Biddle
7/26	Cle.	W, 5-4	Ginter	Nagy
8/31	Chi.	W, 11-8	Howry	Westbrook
9/1	Chi.	L, 3-4	Drese	Garland
9/2	Chi.	W, 19-10	Biddle	Burba
9/3	Chi.	L, 3-6	Sabathia	Glover
9/7	Cle.	W, 10-7	Biddle	Burba
9/8	Cle.	L, 7-8	Baez	Foulke
9/9	Cle.	L, 8-9	Wickman	Foulke
9/10	Cle.	W, 7-1	Wright	Colon

Series Results

Year	Home	Road	Total	Year	Home	Road	Total
1969	5-1	3-3	8-4	1986	2-4	3-3	5-7
1970	4-2	2-4	6-6	1987	4-2	3-3	7-5
1971	1-5	2-4	3-9	1988	2-4	1-5	3-9
1972	5-1	3-3	8-4	1989	4-2	3-3	7-5
1973	3-3	4-2	7-5	1990	4-2	1-5	5-7
1974	4-2	4-2	8-4	1991	4-2	2-4	6-6
1975	4-2	3-3	7-5	1992	3-3	4-2	7-5
1976	3-3	0-6	3-9	1993	6-0	3-3	9-3
1977	2-3	4-1	6-4	1994	4-2	3-3	7-5
1978	4-1	4-1	8-2	1995	4-2	1-6	5-8
1979	2-4	4-2	6-6	1996	2-5	3-3	5-8
1980	2-4	3-3	5-7	1997	3-3	2-4	5-7
1981	1-2	1-3	2-5	1998	3-3	3-3	6-6
1982	5-1	1-5	6-6	1999	1-5	2-4	3-9
1983	5-1	3-3	8-4	2000	4-3	4-2	8-5
1984	6-0	2-4	8-4	2001	5-4	5-5	10-9
1985	5-1	5-1	10-2	Total	116-82	91-108	207-190

Record By Decade

1900s:	100-89	.529	1960s:	104-74	.584
1910s:	114-102	.528	1970s:	62-54	.534
1920s:	105-114	.479	1980s:	61-54	.530
1930s:	94-125	.429	1990s:	58-64	.475
1940s:	103-114	.475	2000s:	18-14	.563
1950s:	116-104	.527	Totals:	935-908	.507

Series Information

Best Season Series Record

by Chicago: 10-2 (1985)
 by Cleveland: 9-3 (1971, 1976, 1988, 1999)

Last Three-Game Sweep

by Chicago at home: April 9-11, 2001
 by Chicago at Cleveland: June 12-14, 2000
 by Cleveland at home: September 5-7, 1997
 by Cleveland at Chicago: May 17-19, 1999

Last Four-Game Sweep

by Chicago at home: July 5-8, 1984
 by Chicago at Cleveland: August 27-29, 1963
 by Cleveland at home: May 29-June 1, 1995
 by Cleveland at Chicago: August 13-15, 1948

Most Runs, Game

by Chicago: 20, April 30, 1934 at Chicago (20-10)
 by Cleveland: 17, September 23, 1936 at Chicago (17-2)

Longest Winning Streak

by Chicago: 12, July 6, 1941-April 17, 1942
 by Cleveland: 8, June 6-September 1, 1976

Current Winning Streak: 1, by Chicago, Sept. 10, 2001

Largest Crowd

at New Comiskey Park: 43,601, June 29, 1996
 at Old Comiskey Park: 53,325, May 15, 1949
 at Municipal Stadium: 78,382, August 20, 1948
 at Jacobs Field: 43,284, June 14, 2000

DETROIT TIGERS

Tigers Information

Mailing Address	Comerica Park 2100 Woodward, Detroit, MI 48201
2001 Record (Place)	66-96 (4th in AL Central)
General Manager	Randy Smith
Manager	Phil Garner
Tigers Record	145-179 (two seasons)
Career Record	708-796 (10 seasons)
Public Relations	Jim Anderson, Manager
Phone	313-471-2349
Fax	313-471-2138
Press Box	313-471-2103
E-mail	jim.anderson@detroitigers.com
Website	www.detroitigers.com
Traveling Secretary	Bill Brown
Phone	313-471-2092
Stadium (Capacity)	Comerica Park (40,120)
Dimensions	345 LF, 398 LCF, 420 CF, 379 RCF, 330 RF
White Sox Hotel in Detroit	Ritz Carlton Dearborn
Phone/Fax	313-441-2000/313-441-2051
Tigers Hotel in Chicago	Westin
Phone/Fax	312-943-7200/312-397-5580

Series Results

Year	Home	Road	Total	Year	Home	Road	Total
1969	1-5	2-4	3-9	1986	3-3	3-3	6-6
1970	2-4	4-2	6-6	1987	1-5	2-4	3-9
1971	5-1	2-4	7-5	1988	2-4	1-5	3-9
1972	3-3	2-4	5-7	1989	2-4	2-4	4-8
1973	3-3	2-4	5-7	1990	1-5	4-2	5-7
1974	4-2	3-3	7-5	1991	1-5	3-3	4-8
1975	4-2	1-5	5-7	1992	5-2	5-0	10-2
1976	4-2	2-4	6-6	1993	2-4	5-1	7-5
1977	1-4	3-2	4-6	1994	5-1	3-3	8-4
1978	2-4	0-5	2-9	1995	4-2	4-2	8-4
1979	1-5	2-4	3-9	1996	6-1	4-2	10-3
1980	1-5	1-5	2-10	1997	2-3	2-4	4-7
1981	0-3	3-0	3-3	1998	3-3	3-3	6-6
1982	4-2	5-1	9-3	1999	3-3	4-2	7-5
1983	4-2	4-2	8-4	2000	5-1	4-2	9-3
1984	3-3	1-5	4-8	2001	6-4	7-2	13-6
1985	4-2	2-4	6-6	Total	97-102	95-100	192-202

2002 Schedule

Day	Date	Site	Time
Mon.	4/8	Comerica Park	6:05
Tue.	4/9	Comerica Park	6:05
Wed.	4/10	Comerica Park	1:05
Fri.	4/19	Comiskey Park	7:05
Sat.	4/20	Comiskey Park	1:05
Sun.	4/21	Comiskey Park	1:05
Fri.	5/24	Comiskey Park	7:05
Sat.	5/25	Comiskey Park	6:05
Sun.	5/26	Comiskey Park	1:05
Tue.	7/2	Comiskey Park	7:05
Wed.	7/3	Comiskey Park	7:05
Thu.	7/4	Comiskey Park	6:05
Thu.	7/11	Comerica Park	6:05
Fri.	7/12	Comerica Park	6:05
Sat.	7/13	Comerica Park	6:05
Sun.	7/14	Comerica Park	1:05
Fri.	8/30	Comerica Park	6:05
Sat.	8/31	Comerica Park	6:05
Sun.	9/1	Comerica Park	1:05

2001 Results (13-6)

Date	Site	Result	WP	LP
4/6	Chi.	L, 9-10 (10)	Patterson	Foulke
4/7	Chi.	L, 3-5	Holt	Buehrle
4/8	Chi.	L, 3-5	Weaver	D. Wells
4/17	Det.	L, 4-7	Anderson	Wunsch
4/18	Det.	W, 6-4	Buehrle	Holt
4/19	Det.	W, 3-1	D. Wells	Weaver
5/25	Det.	W, 8-4	Lowe	Jones
5/26	Det.	W, 8-0	Buehrle	Mlicki
5/27	Det.	W, 3-2 (11)	Barcelo	Patterson
6/1	Chi.	W, 3-0	Buehrle	Mlicki
6/2	Chi.	W, 5-3	D. Wells	Weaver
6/3	Chi.	W, 9-6 (10)	Howry	Jones
8/28	Det.	W, 8-6	Embree	Patterson
8/29	Det.	W, 8-3	Glover	Fedman
8/30	Det.	L, 1-3	Cornejo	Buehrle
9/4-1	Chi.	W, 10-1	Buehrle	Cornejo
9/4-2	Chi.	W, 4-0	Lowe	Pettyjohn
9/5	Chi.	W, 5-3	Wright	Sparks
9/6	Chi.	L, 2-6	Weaver	Garland

Record By Decade

1900s:	96-93	508	1960s:	81-97	455
1910s:	103-109	486	1970s:	50-67	427
1920s:	124-95	566	1980s:	48-66	421
1930s:	89-129	408	1990s:	69-51	575
1940s:	95-125	432	2000s:	22-9	710
1950s:	122-98	555	Totals:	899-939	489

Series Information

Best Season Series Record

by Chicago: 19-3 (1920)

by Detroit: 10-2 (1980)

Last Three-Game Sweep

by Chicago at home: June 1-3, 2001

by Chicago at Detroit: May 25-27, 2001

by Detroit at home: April 20-22, 1984

by Detroit at Chicago: April 6-8, 2001

Last Four-Game Sweep

by Chicago at home: May 30-June 2, 1996

by Chicago at Detroit: May 29-31, 1964

by Detroit at home: August 18-21, 1988

by Detroit at Chicago: June 20-22, 1980

Most Runs, Game

by Chicago: 20, September 9, 1921 at Chicago (20-15)

by Detroit: 21, July 1, 1936 at Chicago (21-6)

Longest Winning Streak

by Chicago: 10, April 18-August 29, 2001

by Detroit: 8, October 5, 1913-May 9, 1914

Current Winning Streak: 1, by Detroit, September 6, 2001

Largest Crowd

at New Comiskey Park: 43,954, April 6, 2001

at Old Comiskey Park: 47,795, July 12, 1979

at Tiger Stadium: 57,271, June 27, 1961

at Comerica Park: 28,435, April 30, 2000

KANSAS CITY ROYALS

Royals Information

Mailing Address Kauffman Stadium
 P.O. Box 419969
 Kansas City, MO 64141-6969

2001 Record (Place) 65-97 (5th in AL Central)

General Manager Allard Baird
 Manager Tony Muser
 Royals Record 309-416 (five seasons)
 Career Record 309-416 (five seasons)

Media Relations David Witt, Senior Director
 Phone 816-504-4713
 Fax 816-921-5775
 Press Box 816-921-8000, ext. 4920/4921
 E-mail davewitty@earthlink.net
 Website www.kcroys.com

Manager of Team Travel Jeff Davenport
 Phone 816-504-4755

Stadium (Capacity) Kauffman Stadium (40,793)
 Dimensions 330 LF, 375 LCF, 400 CF, 375 RCF, 330 LF
 White Sox Hotel in Kansas City Fairmont
 Phone/Fax 816-756-1500/816-756-1635
 Royals Hotel in Chicago Westin
 Phone/Fax 312-943-7200/312-397-5580

2002 Schedule

Day	Date	Site	Time
Fri.	4/5	Kauffman Stadium	7:05
Sat.	4/6	Kauffman Stadium	1:05
Sun.	4/7	Kauffman Stadium	1:05
Mon.	6/3	Comiskey Park	7:05
Tue.	6/4	Comiskey Park	7:05
Wed.	6/5	Comiskey Park	7:05
Thu.	6/6	Comiskey Park	1:05
Wed.	7/17	Kauffman Stadium	7:05
Thu.	7/18	Kauffman Stadium	1:05
Fri.	7/26	Comiskey Park	7:05
Sat.	7/27	Comiskey Park	6:05
Sun.	7/28	Comiskey Park	1:05
Mon.	9/9	Kauffman Stadium	7:05
Tue.	9/10	Kauffman Stadium	7:05
Wed.	9/11	Kauffman Stadium	7:05
Thu.	9/12	Kauffman Stadium	1:05
Tue.	9/17	Comiskey Park	7:05
Wed.	9/18	Comiskey Park	7:05
Thu.	9/19	Comiskey Park	7:05

2001 Results (14-5)

Date	Site	Result	WP	LP
6/5	K.C.	W, 6-2	K. Wells	Reichert
6/6	K.C.	L, 6-12	Suppan	Baldwin
6/7	K.C.	W, 5-1	Buehrle	Durbin
6/18	Chi.	W, 5-4	Buehrle	Durbin
6/19	Chi.	W, 5-3	Baldwin	Suppan
6/20	Chi.	W, 2-1	Garland	Grimsley
7/31	Chi.	L, 1-2 (10)	Byrd	Foulke
8/1	Chi.	W, 7-6	Wright	George
8/2	Chi.	L, 3-6	Suppan	K. Wells
8/20	K.C.	L, 1-10	Stein	Lowe
8/21	K.C.	W, 6-1	Garland	Byrd
8/22	K.C.	W, 13-12	K. Wells	Henry
8/23	K.C.	W, 7-6	Biddle	Suppan
9/21	Chi.	W, 8-7	Lowe	Henry
9/22	Chi.	W, 5-4 (10)	Foulke	Stein
9/23	Chi.	W, 10-2	Buehrle	Durbin
9/28	K.C.	L, 2-3	Durbin	Embree
9/29	K.C.	W, 10-2	Buehrle	Suppan
9/30	K.C.	W, 5-2	Glover	George

Series Results

Year	Home	Road	Total	Year	Home	Road	Total
1969	5-4	3-6	8-10	1986	4-2	3-4	7-6
1970	5-6	2-5	7-11	1987	3-4	3-3	6-7
1971	5-4	4-5	9-9	1988	4-2	3-4	7-6
1972	6-3	2-6	8-9	1989	4-3	2-4	6-7
1973	1-8	5-4	6-12	1990	6-0	3-4	9-4
1974	6-3	5-4	11-7	1991	4-3	3-3	7-6
1975	5-4	4-5	9-9	1992	3-3	4-3	7-6
1976	5-4	3-6	8-10	1993	2-5	4-2	6-7
1977	6-2	2-5	8-7	1994	3-3	0-4	3-7
1978	4-3	4-4	8-7	1995	4-3	4-2	8-5
1979	3-4	2-4	5-8	1996	2-4	5-2	7-6
1980	3-3	2-5	5-8	1997	5-1	6-0	11-1
1981	2-0	0-0	2-0	1998	3-3	5-1	8-4
1982	2-4	1-6	3-10	1999	2-4	4-2	6-6
1983	5-2	4-2	9-4	2000	3-3	2-4	5-7
1984	3-3	2-5	5-8	2001	7-2	7-3	14-5
1985	5-2	0-6	5-8	Total	130-104	103-123	233-227

Record By Decade

1960s:	8-10	.444	1990s:	72-52	.581
1970s:	79-89	.470	2000s:	19-12	.613
1980s:	55-64	.462	Totals:	233-227	.507

Series Information

Best Season Series Record

by Chicago: 11-1 (1997)
 by Kansas City: 10-3 (1982)

Last Three-Game Sweep

by Chicago at home: September 21-23, 2001
 by Chicago at Kansas City: June 7-9, 1991
 by Kansas City at home: May 5-7, 2000
 by Kansas City at Chicago: April 9-11, 1999

Last Four-Game Sweep

by Chicago at home: May 30-June 2, 1985
 by Chicago at Kansas City: July 10-13, 1997
 by Kansas City at home: July 25-28, 1994
 by Kansas City at Chicago: None

Most Runs, Game

by Chicago: 16, April 20, 1973 at Kansas City (16-2)
 by Kansas City: 14, May 13, 1979 at Chicago (14-5)

Longest Winning Streak

by Chicago: 10, June 23-September 26, 1997
 by Kansas City: 6, twice, last May 31-August 21, 1982

Current Winning Streak: 2, by Chicago, Sept. 29, 2001-current

Largest Crowd

at New Comiskey Park: 42,417, August 14, 1993
 at Old Comiskey Park: 50,412, July 31, 1977
 at Kauffman Stadium: 40,640, May 31, 1982

MINNESOTA TWINS

Twins Information

Mailing Address The Metrodome
 34 Kirby Puckett Place, Minneapolis, MN 55415
 2001 Record (Place) 85-77 (2nd in AL Central)
 General Manager Terry Ryan
 Manager Ron Gardenhire
 Twins Record First Season
 Career Record First Season
 Media Relations Sean Harlin, Manager
 Phone 612-375-7470
 Fax 612-375-7473
 Press Box 612-375-1366
 E-mail seanharlin@twinsbaseball.com
 Website www.twins.mlb.com
 Traveling Secretary Remzi Kiratli
 Phone 612-375-7472
 Stadium, Capacity Hubert H. Humphrey Metrodome (48,678)
 Dimensions 343 LF, 385 LCF, 408 CF, 367 RCF, 327 RF
 White Sox Hotel in Minnesota Minneapolis Hilton
 Phone/Fax 612-376-1000/612-397-4875
 Twins Hotel in Chicago Westin
 Phone/Fax 312-943-7200/312-397-5580

2002 Schedule

Day	Date	Site	Time
Mon.	6/24	Metrodome	7:05
Tue.	8/25	Metrodome	7:05
Wed.	6/26	Metrodome	7:05
Thu.	6/27	Metrodome	12:05
Mon.	7/22	Comiskey Park	7:05
Tue.	7/23	Comiskey Park	7:05
Wed.	7/24	Comiskey Park	1:05
Tue.	7/30	Metrodome	7:05
Wed.	7/31	Metrodome	7:05
Thu.	8/1	Metrodome	7:05
Mon.	8/19	Comiskey Park	7:05
Tue.	8/20	Comiskey Park	7:05
Wed.	8/21	Comiskey Park	7:05
Fri.	9/20	Comiskey Park	7:05
Sat.	9/21	Comiskey Park	6:05
Sun.	9/22	Comiskey Park	1:05
Fri.	9/27	Metrodome	7:05
Sat.	9/28	Metrodome	6:05
Sun.	9/29	Metrodome	1:05

2001 Results (5-14)

Date	Site	Result	WP	LP
4/13	Min.	L, 4-7	Redman	Buehrle
4/14	Min.	L, 4-9	Radke	D. Wells
4/15	Min.	L, 3-4	Milton	Parque
4/20	Chi.	L, 1-4	Radke	Parque
4/21	Chi.	L, 3-4	Milton	Glover
4/22	Chi.	L, 2-4	Carrasco	Foulke
6/26	Min.	L, 6-7	Miller	Foulke
6/27	Min.	L, 1-4	Lohse	K. Wells
6/28	Min.	W, 6-3	Lowe	Radke
7/2	Chi.	L, 5-7	Lohse	K. Wells
7/3	Chi.	L, 3-5	Radke	Lowe
7/4	Chi.	W, 4-3	Foulke	Hawkins
7/5	Chi.	L, 2-12	Mays	Baldwin
9/25	Chi.	L, 2-4	Mays	Glover
9/26	Chi.	W, 6-3	K. Wells	Reed
9/27	Chi.	W, 9-3	Wright	Radke
10/5	Min.	W, 7-4	Buehrle	Reed
10/6	Min.	L, 5-6	Cressend	Glover
10/7	Min.	L, 5-8	Radke	K. Wells

Series Results

Year	Home	Road	Total	Year	Home	Road	Total
1969	4-5	1-8	5-13	1986	4-2	2-5	6-7
1970	2-7	4-5	6-12	1987	4-3	2-4	6-7
1971	4-5	3-6	7-11	1988	2-4	2-5	4-9
1972	5-4	3-2	8-6	1989	3-4	2-4	5-8
1973	3-6	6-3	9-9	1990	3-3	4-3	7-6
1974	4-5	3-6	7-11	1991	4-3	4-2	8-5
1975	5-4	4-5	9-9	1992	5-1	3-4	8-5
1976	3-6	4-5	7-11	1993	5-2	5-1	10-3
1977	6-2	4-3	10-5	1994	2-0	0-4	2-4
1978	3-4	5-3	8-7	1995	5-1	5-2	10-3
1979	2-5	3-3	5-8	1996	4-3	2-4	6-7
1980	3-3	2-5	5-8	1997	3-3	3-3	6-6
1981	2-1	0-3	2-4	1998	3-3	3-3	6-6
1982	4-2	3-4	7-6	1999	4-1	4-2	8-3
1983	5-2	3-3	8-5	2000	3-3	4-2	7-5
1984	4-2	4-3	8-5	2001	3-7	2-7	5-14
1985	3-4	3-3	6-7	Total	122-110	102-125	224-235

Record By Decade

1960s:	69-93	.426	1990s:	71-48	.587
1970s:	76-89	.461	2000s:	12-19	.387
1980s:	57-66	.463	Totals:	285-315	.477

Series Information

Best Season Series Record

by Chicago: 10-3 (1993, 1995)
 by Minnesota: 14-4 (1966)

Last Three-Game Sweep

by Chicago at home: May 8-10, 1995
 by Chicago at Minnesota: June 26-28, 1995
 by Minnesota at home: April 13-15, 2001
 by Minnesota at Chicago: April 20-22, 2001

Last Four-Game Sweep

by Chicago at home: July 1-3, 1977
 by Chicago at Minnesota: None
 by Minnesota at home: June 9-12, 1994
 by Minnesota at Chicago: June 22-24, 1979

Most Runs, Game

by Chicago: 19, August 4, 1992 at Chicago (19-11)
 by Minnesota: 19, June 26, 1977 at Minnesota (19-12)

Longest Winning Streak

by Chicago: 7, September 18, 1979-May 10, 1980
 by Minnesota: 9, twice, last Sept. 24, 2000-June 27, 2001

Current Winning Streak: 2, by Minnesota, Oct. 6-7, 2001

Largest Crowd

at New Comiskey Park: 42,587, August 28, 1993
 at Old Comiskey Park: 55,555, May 20, 1973
 at Metrodome: 51,617, April 6, 1993

MONTREAL EXPOS

Expos Information

Mailing Address Olympic Stadium
 P.O. Box 500, Station M
 Montreal, Quebec H1V 3P2

2001 Record (Place) 68-94 (5th in NL East)

General Manager Omar Minaya
 Manager Frank Robinson

Expos Record First season
 Career Record 680-751 (11 seasons)

Media Relations Matt Charbonneau, Manager
 Phone 514-251-3505
 Fax 514-253-8282
 Press Box 514-251-3519
 E-mail mcharbonneau@montrealexpos.com
 Website www.montrealexpos.com

Traveling Secretary TBA
 Phone TBA

Stadium, Capacity Olympic Stadium (46,500)
 Dimensions 325 LF, 375 LCF, 404 CF, 375 RCF, 325 RF

Montreal Hotel in Chicago Westin
 Phone/Fax 312-943-7200/312-397-5580

2002 Schedule

Day	Date	Site	Time
Fri.	6/7	Comiskey Park	7:05
Sat.	6/8	Comiskey Park	6:05
Sun.	6/9	Comiskey Park	1:05

Series Information

This is the first-ever meeting between the White Sox and Expos.

NEW YORK METS

Mets Information

Mailing Address Shea Stadium
 123-01 Roosevelt Avenue
 Flushing, N.Y. 11368

2001 Record (Place) 82-80 (3rd in NL East)

General Manager Steve Phillips
 Manager Bobby Valentine

Mets Record 461-381 (six seasons)
 Career Record 1,042-986 (14 seasons)

Media Relations Jay Horwitz, Vice President
 Phone 718-565-4330
 Fax 718-639-3619
 Press Box 718-507-6387 ext. 4518/4505
 E-mail jhorw@nymets.com
 Website www.mets.com

Traveling Secretary Charlie Samuels
 Phone 718-565-4325

Stadium, Capacity Shea Stadium (56,516)
 Dimensions 338 LF, 378 LCF, 410 CF, 378 RCF, 338 RF

Mets Hotel in Chicago Westin
 Phone/Fax 312-943-7200/312-397-5580

2002 Schedule

Day	Date	Site	Time
Mon.	6/10	Comiskey Park	7:05
Tue.	6/11	Comiskey Park	7:05
Wed.	6/12	Comiskey Park	7:05

Series Information

This is the first-ever meeting between the White Sox and Mets.

NEW YORK YANKEES

Yankees Information

Mailing Address	Yankee Stadium Bronx, NY 10451
2001 Record (Place)	95-65 (1st in AL East)
General Manager	Brian Cashman
Manager	Joe Torre
Yankees Record	582-317 (six seasons)
Career Record	1,476-1,390 (20 seasons)
Media Relations	Rick Cerrone, Director
Phone	718-579-4456
Fax	718-293-8414
Press Box	718-293-4300, ext. 381/382
E-mail	rcerrone@yankees.com
Website	www.yankees.com
Traveling Secretary	David Szen
Phone	718-579-4447
Stadium, Capacity	Yankee Stadium (57,478)
Dimensions	318 LF, 399 LCF, 408 CF, 385 RCF, 314 RF
White Sox Hotel in New York	Grand Hyatt
Phone/Fax	212-883-1234/212-697-3772

2002 Schedule

Day	Date	Site	Time
Mon.	5/27	Comiskey Park	7:05
Tue.	5/28	Comiskey Park	7:05
Wed.	5/29	Comiskey Park	7:05
Fr.	9/13	Yankee Stadium	6:05
Sat.	9/14	Yankee Stadium	12:15
Sun.	9/15	Yankee Stadium	12:05

2001 Results (1-5)

Date	Site	Result	WP	LP
9/18	Chi.	L, 3-11	Hernandez	Buehrle
9/19	Chi.	L, 3-6	Clemens	Glover
9/20	Chi.	W, 7-5	Lowe	Pettitte
10/1	N.Y.	L, 1-8	Hitchcock	K. Wells
10/2	N.Y.	L, 4-6	Lilly	Wright
10/3	N.Y.	L, 1-2	Mussina	Garland

Series Results

Year	Home	Road	Total	Year	Home	Road	Total
1969	2-4	1-5	3-9	1986	2-4	4-2	6-6
1970	3-3	2-4	5-7	1987	3-3	2-4	5-7
1971	3-3	2-4	5-7	1988	2-4	1-5	3-9
1972	5-1	2-4	7-5	1989	3-2	2-4	5-6
1973	5-1	3-3	8-4	1990	5-1	5-1	10-2
1974	2-4	2-4	4-8	1991	5-1	3-3	8-4
1975	2-4	4-2	6-6	1992	3-3	5-1	8-4
1976	0-6	1-5	1-11	1993	2-4	2-4	4-8
1977	2-3	1-4	3-7	1994	2-1	2-1	4-2
1978	0-5	1-4	1-9	1995	1-2	2-0	3-2
1979	1-5	3-3	4-8	1996	4-2	2-5	6-7
1980	2-4	3-3	5-7	1997	1-5	1-4	2-9
1981	3-3	2-4	5-7	1998	3-3	1-4	4-7
1982	3-3	5-1	8-4	1999	3-3	2-4	5-7
1983	4-2	4-2	8-4	2000	3-3	5-1	8-4
1984	4-2	3-3	7-5	2001	1-2	0-3	1-5
1985	4-2	2-4	6-6	Total	88-98	80-105	168-203

Record By Decade

1900s:	88-62	.587	1960s:	76-102	.427
1910s:	118-94	.557	1970s:	44-72	.379
1920s:	86-134	.391	1980s:	58-61	.487
1930s:	68-148	.315	1990s:	54-52	.509
1940s:	86-133	.393	2000s:	9-9	.500
1950s:	88-132	.400	Totals:	775-999	.437

Bronx Bombers

The White Sox swept a four-game series at Yankee Stadium on June 15-18, 2000, including a 17-4 win in the finale. The 17 runs were the most allowed by the Yankees at home since August 4, 1990, while Chicago's nine-run first inning was its biggest since 1962.

Series Information

Best Season Series Record

- by Chicago: 10-2 (1990)
- by New York: 11-1 (1976)

Last Three-Game Sweep

- by Chicago at home: August 6-8, 1991
- by Chicago at New York: September 14-16, 1993
- by New York at home: October 1-3, 2001
- by New York at Chicago: May 5-7, 1986

Last Four-Game Sweep

- by Chicago at home: August 17-20, 1964
- by Chicago at New York: June 15-18, 2000
- by New York at home: June 6-8, 1969
- by New York at Chicago: June 17-20, 1976

Most Runs, Game

- by Chicago: 17, June 18, 2000 at New York (17-4)
- by New York: 22, July 26, 1931 at New York (22-5)

Longest Winning Streak (Since 1952)

- by Chicago: 8, twice, last Sept. 3, 1972-July 10, 1973
- by New York: 10, April 22-June 22, 1964

Current Winning Streak: 3, by New York, Oct. 1-3, 2001

Largest Crowd

- at New Comiskey Park: 42,961, July 5, 1995
- at Old Comiskey Park: 54,215, July 19, 1953
- at Yankee Stadium: 70,972, July 29, 1951

OAKLAND ATHLETICS

Athletics Information

Mailing Address Network Associates Coliseum
7000 Coliseum Way,
Oakland, CA 94621

2001 Record (Place) 102-60 (2nd in AL West)

General Manager Billy Beane
Manager Art Howe

Athletics Record 497-474 (six seasons)
Career Record 889-892 (11 seasons)

Public Relations Jim Young, Director
Phone 510-563-2380
Fax 510-562-1633
Press Box 510-563-2347
E-mail jyoung@oaklandathletics.com
Website www.oaklandathletics.com

Traveling Secretary Mickey Morabito
Phone 510-563-2211

Stadium (Capacity) Network Associates Coliseum (43,662)
Dimensions 330 LF, 362 LCF, 400 CF, 362 RCF, 330 RF
White Sox Hotel in Oakland Parc 55
Phone/Fax 415-392-8000/415-403-6602

Athletics Hotel in Chicago Westin
Phone/Fax 312-943-7200/312-397-5580

2002 Schedule

Day	Date	Site	Time
Fri.	4/26	Network Coliseum	9:05
Sat.	4/27	Network Coliseum	3:05
Sun.	4/28	Network Coliseum	3:05
Fri.	5/3	Comiskey Park	7:05
Sat.	5/4	Comiskey Park	6:05
Sun.	5/5	Comiskey Park	1:05
Fri.	8/16	Network Coliseum	9:05
Sat.	8/17	Network Coliseum	3:05
Sun.	8/18	Network Coliseum	3:05

2001 Results (1-8)

Date	Site	Result	WP	LP
4/24	Chi.	L, 4-6	Zito	Buehrle
4/25	Chi.	W, 2-1 (11)	Foulke	Bradford
4/26	Chi.	L, 6-16	Heredia	Parque
5/18	Oak.	L, 2-3	Heredia	K. Wells
5/19	Oak.	L, 3-4	Mulder	Baldwin
5/20	Oak.	L, 2-6	Hudson	Howry
8/17	Chi.	L, 2-9	Hiljus	Wright
8/18	Chi.	L, 4-5	Heredia	Howry
8/19	Chi.	L, 7-8	Magnante	Biddle

Series Results

Year	Home	Road	Total	Year	Home	Road	Total
1969	5-4	3-6	8-10	1986	5-2	2-4	7-6
1970	0-9	2-7	2-16	1987	5-1	4-3	9-4
1971	3-6	8-1	11-7	1988	2-5	3-3	5-8
1972	4-2	3-6	7-8	1989	2-4	3-4	5-8
1973	3-6	3-6	6-12	1990	3-4	5-1	8-5
1974	5-4	2-7	7-11	1991	4-2	3-4	7-6
1975	6-3	3-6	9-9	1992	3-4	2-4	5-8
1976	5-3	3-6	8-9	1993	3-3	4-3	7-6
1977	5-2	5-3	10-5	1994	1-2	5-1	6-3
1978	3-5	4-3	7-8	1995	4-2	3-3	7-5
1979	5-1	4-3	9-4	1996	1-5	4-2	5-7
1980	3-4	3-3	6-7	1997	4-2	4-1	8-3
1981	2-4	5-2	7-6	1998	2-4	2-3	4-7
1982	4-3	5-1	9-4	1999	3-3	0-4	3-7
1983	5-1	3-4	8-5	2000	2-1	4-2	6-3
1984	4-3	2-4	6-7	2001	1-5	0-3	1-8
1985	4-2	4-3	8-5	Total	111-111	110-116	221-227

Record By Decade

1960s:	18-18	.500	1990s:	60-57	.513
1970s:	76-69	.461	2000s:	7-11	.389
1980s:	70-60	.538	Totals:	231-235	.496

Series Information

Best Season Series Record

- by Chicago: 8-3 (1997)
- by Oakland: 16-2 (1970); 8-1 (2001)

Last Three-Game Sweep

- by Chicago at home: September 5-7, 1983
- by Chicago at Oakland: May 16-17, 1997
- by Oakland at home: May 18-20, 2001
- by Oakland at Chicago: August 17-19, 2001

Last Four-Game Sweep

- by Chicago at home: May 8-11, 1997
- by Chicago at Oakland: September 24-27, 1987
- by Oakland at home: August 5-8, 1999
- by Oakland at Chicago: May 22-24, 1970

Most Runs, Game

- by Chicago: 17, October 3, 1987 at Chicago (17-1)
- by Oakland: 16, April 26, 2001 at Chicago (16-6)

Longest Winning Streak

- by Chicago: 9, August 1, 1996-August 5, 1997
- by Oakland: 11, June 20-September 7, 1970

Current Winning Streak: 7, by Oakland, April 26, 2001-current

Largest Crowd

- at New Comiskey Park: 42,483, June 6, 1992
- at Old Comiskey Park: 44,176, June 16, 1990
- at Oakland Coliseum: 45,150, April 17, 1988

PHILADELPHIA PHILLIES

Phillies Information

Mailing Address Veterans Stadium
 P.O. Box 7575
 Philadelphia, PA 19101

2001 Record (Place) 86-76 (2nd in NL East)

General Manager Ed Wade

Manager Larry Bowa

Phillies Record 86-76 (one season)

Career Record 167-203 (three seasons)

Media Relations Leigh Tobin, Director

Phone 215-952-8245

Fax 215-389-3050

Press Box 215-952-8264

E-mail ltobin@phillies.com

Website www.phillies.com

Team Travel /Equipment Manager Frank Copenbarger

Phone 215-952-8393

Stadium, Capacity Veterans Stadium (62,418)

Dimensions 330 LF, 371 LCF, 408 CF, 371 RCF, 330 RF

White Sox Hotel in Philadelphia Ritz Carlton

Phone/Fax 215-735-7700/215-568-0942

2002 Schedule

Day	Date	Site	Time
Tue.	6/18	Veterans Stadium	6:05
Wed.	6/19	Veterans Stadium	6:05
Thu.	6/20	Veterans Stadium	12:05

Series Information

This is the first-ever meeting between the White Sox and Phillies.



SEATTLE MARINERS

Mariners Information

Mailing Address	SAFECO Field 1250 First Avenue South Seattle, WA 98134
2001 Record (Place)	116-46 (1st in AL West)
General Manager	Pat Gillick
Manager	Lou Piniella
Mariners Record	747-562 (nine seasons)
Career Record	1,226-1,066 (15 seasons)
Baseball Information	Tim Hevly, Director
Phone	206-346-4402
Fax	206-346-4400
Press Box	206-346-4639/4622
E-mail	thevly@seattlemariners.com
Website	www.seattlemariners.com
Traveling Secretary	Ron Spelley
Phone	206-346-4304
Stadium (Capacity)	SAFECO Field (47,116)
Dimensions	331 LF, 390 LCF, 405 CF, 387 RCF, 327 RF
White Sox Hotel in Seattle	Renaissance Madison
Phone/Fax	206-583-0300/206-447-0992
Mariners Hotel in Chicago	Westin
Phone/Fax	312-943-7200/312-397-5580

Series Results

Year	Home	Road	Total	Year	Home	Road	Total
1977	5-3	5-2	10-5	1990	3-3	5-2	8-5
1978	2-5	5-3	7-8	1991	4-3	3-3	7-6
1979	3-4	2-4	5-8	1992	4-2	0-7	4-9
1980	4-2	2-5	6-7	1993	4-3	5-1	9-4
1981	1-2	2-1	3-3	1994	5-1	4-0	9-1
1982	4-2	2-5	6-7	1995	3-4	1-5	4-9
1983	7-0	5-1	12-1	1996	3-3	2-4	5-7
1984	2-4	3-4	5-8	1997	2-3	3-3	5-6
1985	4-3	5-1	9-4	1998	4-1	0-6	4-7
1986	5-1	3-4	8-5	1999	2-4	2-4	4-8
1987	4-3	2-4	6-7	2000	3-3	4-2	7-5
1988	4-2	5-2	9-4	2001	1-2	1-5	2-7
1989	4-3	3-3	7-6	Total	87-66	74-81	161-147

Series Information

Best Season Series Record

by Chicago: 12-1 (1983)

by Seattle: 7-2 (2001)

Last Three-Game Sweep

by Chicago at home: July 29-31, 1994

by Chicago at Seattle: July 30-August 1, 1993

by Seattle at home: May 15-17, 2001

by Seattle at Chicago: June 19-22, 1978

Last Four-Game Sweep

by Chicago at home: September 15-18, 1983

by Chicago at Seattle: June 23-26, 1994

by Seattle at home: August 21-24, 1998

by Seattle at Chicago: August 30-September 1, 1999

Most Runs, Game

by Chicago: 19, August 9, 2000 at Chicago (19-3)

by Seattle: 14, August 30 (2), 1999 at Chicago (14-6)

Longest Winning Streak

by Chicago: 9, twice, last May 10, 1994-May 12, 1995

by Seattle: 7, August 9-September 1, 1999

Current Winning Streak: 2, by Seattle, Aug. 11-12, 2001

Largest Crowd

at New Comiskey Park: 42,761, August 1, 1992

at Old Comiskey Park: 45,646, September 17, 1983

at The Kingdome: 55,614, September 21, 1990

at SAFECO Field: 45,898, August 11, 2001

2002 Schedule

Day	Date	Site	Time
Mon.	4/1	SAFECO Field	4:05
Tue.	4/2	SAFECO Field	9:05
Wed.	4/3	SAFECO Field	9:05
Tue.	4/30	Comiskey Park	7:05
Wed.	5/1	Comiskey Park	7:05
Thu.	5/2	Comiskey Park	7:05
Fri.	8/9	Comiskey Park	7:05
Sat.	8/10	Comiskey Park	12:15
Sun.	8/11	Comiskey Park	1:05

2001 Results (2-7)

Date	Site	Result	WP	LP
4/27	Chi.	L, 3-8	Sele	Baldwin
4/28	Chi.	L, 5-8	Tomko	Biddle
4/19	Chi.	W, 2-1 (14)	Glover	Franklin
5/15	Sea.	L, 3-4	Nelson	Howry
5/16	Sea.	L, 2-7	Abbott	Biddle
5/17	Sea.	L, 1-5	Garcia	D. Wells
8/10	Sea.	W, 8-6	Biddle	Sasaki
8/11	Sea.	L, 3-4	Franklin	Foulke
8/12	Sea.	L, 1-2	Rhodes	K. Wells

Record By Decade

1970s:	22-21 .517	2000s:	9-12 .429
1980s:	71-52 .577	Totals:	161-147 .523
1990s:	59-62 .488		

TAMPA BAY DEVIL RAYS

Devil Rays Information

Mailing Address	Tropicana Field One Tropicana Drive St. Petersburg, FL 33705
2001 Record (Place)	62-100 (5th in AL East)
General Manager	Chuck LaMar
Manager	Hal McRae
Devil Rays Record	58-90 (one season)
Career Record	344-367 (five seasons)
Public Relations	Rick Vaughn, Vice President
Phone	727-825-3242
Fax	727-825-3111
Press Box	727-825-3129
E-mail	carmentbdr@aol.com
Website	www.devilrays.com
Director of Team Travel	Jeff Ziegler
Phone	727-825-3221
Stadium (Capacity)	Tropicana Field (43,772)
Dimensions	315 LF, 370 LCF, 404 CF, 370 RCF, 322 RF
White Sox Hotel in Tampa Bay	Renaissance Vinoy Resort
Phone/Fax	727-894-1000/727-822-2785
Devil Rays Hotel in Chicago	Westin
Phone/Fax	312-943-7200/312-397-5580

Series Results

Year	Home	Road	Total	Year	Home	Road	Total
1998	2-3	3-3	5-6	2000	2-2	4-2	6-4
1999	4-2	2-2	6-4	2001	3-1	2-1	5-2
				Totals	11-8	11-8	22-16

2002 Schedule

Day	Date	Site	Time
Fri.	8/2	Tropicana Field	6:15
Sat.	8/3	Tropicana Field	5:15
Sun.	8/4	Tropicana Field	12:15
Mon.	8/5	Tropicana Field	11:15
Fri.	8/23	Comiskey Park	7:05
Sat.	8/24	Comiskey Park	6:05
Sun.	8/25	Comiskey Park	1:05

2001 Results (5-2)

Date	Site	Result	WP	LP
8/3	Chi.	W, 4-0	Buehrle	Bierbrodt
8/4	Chi.	W, 8-6	Biddle	Kennedy
8/5	Chi.	L, 4-6	Zambrano	Howry
8/6	Chi.	W, 5-2	Wright	Wallace
8/24	T.B.	W, 5-4	Buehrle	Sturtze
8/25	T.B.	L, 4-8	Kennedy	Wright
8/26	T.B.	W, 3-2	Garland	Seay

Record By Decade

1990s:	11-10	.524
2000s:	11-6	.647
Totals:	22-16	.579

Series Information

Best Season Series Record

- by Chicago: 5-2 (2001)
- by Tampa Bay: 6-5 (1998)

Last Three-Game Sweep

- by Chicago at home: None
- by Chicago at Tampa Bay: None
- by Tampa Bay at home: None
- by Tampa Bay at Chicago: None

Last Four-Game Sweep

- by Chicago at home: None
- by Chicago at Tampa Bay: None
- by Tampa Bay at home: None
- by Tampa Bay at Chicago: None

Most Runs, Game

- by Chicago: 13, April 11, 2000 at Tampa Bay (13-6)
- by Tampa Bay: 12, August 20, 2000 at Chicago (12-11)

Longest Winning Streak

- by Chicago: 2, five times, last August 18-19, 2000
- by Tampa Bay: 2, three times, last August 20-21, 2000

Current Winning Streak: 1, by Chicago, August 26, 2001

Largest Crowd

- at Comiskey Park: 38,926, August 19, 2000
- at Tropicana Field: 36,599, April 4, 1998

National Baseball Hall Of Fame And Museum

25 Main Street, Cooperstown, New York, 13326

Phone: (607) 547-0215

Fax: (607) 547-2044

E-mail address: info@baseballhalloffame.org

Website: baseballhalloffame.org

The National Baseball Hall of Fame is pleased to provide research assistance. Members of the media are encouraged to utilize this service by calling the public relations department or the library reference desk at (607) 547-0330.

TEXAS RANGERS

Rangers Information

Mailing Address The Ballpark in Arlington
 1000 Ballpark Way
 Arlington, TX 76011

2001 Record (Place) 73-89 (4th in AL West)

General Manager John Hart

Manager Jerry Narron

Rangers Record 62-72 (one season)

Career Record 62-72 (one season)

Communications John Blake, Senior Vice President

Phone 817-273-5208

Fax 817-273-5110

Press Box 817-273-5017/5074

E-mail jblake@swsportsgroup.com

Website www.texasrangers.com

Traveling Secretary Chris Lyngos

Phone 817-273-5299

Stadium (Capacity) The Ballpark in Arlington (49,200)

Dimensions : 332 LF, 390 LCF, 400 CF, 377-381 RCF, 325 RF

White Sox Hotel in Texas Arlington Hilton

Phone/Fax 817-640-3322/817-633-1430

Rangers Hotel in Chicago Westin

Phone/Fax 312-943-7200/312-397-5580

Series Results

Year	Home	Road	Total	Year	Home	Road	Total
1972	8-1	6-3	14-4	1988	4-3	4-2	8-5
1973	8-1	5-4	13-5	1989	1-5	2-5	3-10
1974	4-4	5-3	9-7	1990	4-2	3-4	7-6
1975	3-6	2-7	5-13	1991	5-1	3-4	8-5
1976	4-5	3-6	7-11	1992	4-3	1-5	5-8
1977	2-5	4-4	6-9	1993	5-1	3-4	8-5
1978	7-1	4-3	11-4	1994	2-1	2-4	4-5
1979	5-1	6-1	11-2	1995	2-4	3-3	5-7
1980	4-3	2-4	6-7	1996	3-3	5-1	8-4
1981	2-1	0-3	2-4	1997	2-4	1-4	3-8
1982	6-1	2-4	8-5	1998	3-3	2-3	5-6
1983	5-1	3-4	8-5	1999	4-2	1-3	5-5
1984	3-4	2-4	5-8	2000	2-2	3-3	5-5
1985	5-1	5-2	10-3	2001	5-1	2-1	7-2
1986	2-5	0-6	2-11	Total	118-77	87-108	205-185
1987	4-2	3-4	7-6				

2002 Schedule

Day	Date	Site	Time
Mon.	5/6	The Ballpark	7:05
Tue.	5/7	The Ballpark	7:05
Wed.	5/8	The Ballpark	7:05
Thu.	5/9	The Ballpark	2:05
Tue.	5/14	Comiskey Park	7:05
Wed.	5/15	Comiskey Park	7:05
Thu.	5/16	Comiskey Park	7:05
Tue.	8/13	The Ballpark	7:05
Wed.	8/14	The Ballpark	7:05

2001 Results (7-2)

Date	Site	Result	WP	LP
5/5	Tex.	L, 0-2	Glynn	Biddle
5/6	Tex.	W, 10-5	D. Wells	Rogers
5/7	Tex.	W, 7-4	Garland	Dickey
5/11	Chi.	W, 6-5 (10)	Howry	Venafro
5/12	Chi.	L, 6-16	Mahomes	Garland
5/13	Chi.	W, 6-3	Baldwin	Helling
8/14	Tex.	W, 7-4	Buehrle	Myette
8/15	Tex.	W, 6-5	K. Wells	Mahomes
8/16	Tex.	W, 7-5	K. Wells	Petkovsek

Record By Decade

1970s:	76-55	.580	2000s:	12-7	.632
1980s:	59-64	.480	Totals:	205-185	.526
1990s:	58-59	.496			

Series Information

Best Season Series Record

by Chicago: 11-2 (1979)
 by Texas: 11-2 (1986)

Last Three-Game Sweep

by Chicago at home: August 14-16, 2001
 by Chicago at Texas: July 19-20, 1979
 by Texas at home: May 26-28, 1992
 by Texas at Chicago: June 2-4, 1986

Last Four-Game Sweep

by Chicago at home: None
 by Chicago at Texas: September 5-8, 1985
 by Texas at home: None
 by Texas at Chicago: None

Most Runs, Game

by Chicago: 15, three times, last Aug. 5, 1996 at Texas (15-5)
 by Texas: 20, April 2, 1998 at Texas (20-4)

Longest Winning Streak

by Chicago: 8, twice, last June 6-September 8, 1985
 by Texas: 11, May 26-August 30, 1986

Current Winning Streak: 4, by Chicago, May 13, 2001-current

Largest Crowd

at New Comiskey Park: 42,150, June 22, 1991
 at Old Comiskey Park: 42,231, July 3, 1978
 at Arlington Stadium: 38,852, August 12, 1977
 at The Ballpark in Arlington: 49,332, April 3, 2000

TORONTO BLUE JAYS

Blue Jays Information

Mailing Address	SkyDome 1 Blue Jays Way, Suite 3200 Toronto, Ontario MSV1J1
2001 Record (Place)	80-82 (3rd in AL East)
General Manager	J.P. Ricciardi
Manager	Buck Martinez
Blue Jays Record	80-82 (one season)
Career Record	80-82 (one season)
Media Relations	Howard Starkman, Vice President
Phone	416-341-1300
Fax	416-341-1250
Press Box	416-341-1178
E-mail	howard.starkman@bluejays.ca
Website	www.bluejays.com
Traveling Secretary	Bart Given
Phone	416-341-1251
Stadium (Capacity)	SkyDome (45,100)
Dimensions	328 LF, 375 LCF, 400 CF 375 RCF, 328 RF
White Sox Hotel in Toronto	Renaissance SkyDome
Phone/Fax	416-341-7100/416-341-5091
Blue Jays Hotel in Chicago	Westin
Phone/Fax	312-943-7200/312-397-5580

2002 Schedule

Day	Date	Site	Time
Mon.	8/26	Comiskey Park	7:05
Tue.	8/27	Comiskey Park	7:05
Wed.	8/28	Comiskey Park	1:05
Mon.	9/2	SkyDome	12:05
Tue.	9/3	SkyDome	6:05
Wed.	9/4	SkyDome	6:05

2001 Results (3-3)

Date	Site	Result	WP	LP
5/21	Tor.	L, 3-10	Parris	Biddle
5/23	Tor.	L, 6-9	Hamilton	D. Wells
5/24	Tor.	W, 3-1	K. Wells	Carpenter
5/28	Chi.	W, 6-3	Garland	Hamilton
5/29	Chi.	L, 0-4	Carpenter	K. Wells
5/30	Chi.	W, 4-3	Wunsch	Escobar

Record By Decade

1970s:	19-14	.576	2000s:	8-8	.500
1980s:	50-70	.417	Totals:	130-146	.471
1990s:	53-54	.495			

Series Results

Year	Home	Road	Total	Year	Home	Road	Total
1977	5-1	3-2	8-3	1990	4-2	1-5	5-7
1978	3-2	1-4	4-6	1991	4-2	3-3	7-5
1979	2-4	5-1	7-5	1992	4-2	1-5	5-7
1980	4-2	1-5	5-7	1993	3-3	3-3	6-6
1981	3-3	4-2	7-5	1994	1-1	1-2	2-3
1982	4-2	4-2	8-4	1995	5-1	1-4	6-5
1983	1-5	4-2	5-7	1996	3-3	4-2	7-5
1984	2-4	2-4	4-8	1997	3-3	2-3	5-6
1985	2-4	1-5	3-9	1998	3-2	1-4	4-6
1986	4-2	2-4	6-6	1999	1-3	5-1	6-4
1987	1-5	3-3	4-8	2000	2-4	3-1	5-5
1988	5-1	2-4	7-5	2001	2-1	1-2	3-3
1989	0-6	1-5	1-11	Total	71-68	59-78	130-146

Series Information

Best Season Series Record

- by Chicago: 8-3 (1977)
- by Toronto: 11-1 (1989)

Last Three-Game Sweep

- by Chicago at home: September 1-3, 1995
- by Chicago at Toronto: September 17-19, 1999
- by Toronto at home: April 17-19, 1998
- by Toronto at Chicago: September 4-6, 1989

Last Four-Game Sweep

- by Chicago at home: None
- by Chicago at Toronto: None
- by Toronto at home: None
- by Toronto at Chicago: None

Most Runs, Game

- by Chicago: 16, July 11, 1982 at Toronto (16-7)
- by Toronto: 15, July 19, 1993 at Chicago (15-7)

Longest Winning Streak

- by Chicago: 6, July 14-21, 1978
- by Toronto: 7, May 28, 1989-April 27, 1990

Current Winning Streak: 1, by Chicago, May 30, 2001

Largest Crowd

- at New Comiskey Park: 42,796, July 25, 1991
- at Old Comiskey Park: 41,043, April 10, 1979
- at Exhibition Stadium: 45,152, August 13, 1987
- at SkyDome: 50,518, April 24, 1993

WHITE SOX LAST TRADE

American League

- Anaheim:** C Charlie O'Brien for RHP Brian Tokarse and RHP Jason Stockstill, 7/30/98.
- Baltimore:** OF Chris Singleton for INF/OF Willie Harris, 1/29/02.
- Boston:** LHP Jesus Pena for player to be named (RHP Mike Rupp), 9/20/00.
- Cleveland:** RHP Eric King and RHP Shawn Hillegas for OF Cory Snyder and INF Lindsay Foster, 12/4/90.
- Detroit:** OF Ken Williams for RHP Eric King, 5/23/89.
- Kansas City:** LHP Floyd Bannister and INF Dave Cochrane for LHP Greg Hibbard, RHP John Davis, RHP Melido Perez and RHP Chuck Mount, 12/10/87.
- Minnesota:** LHP Juan Agosto and RHP Kurt Walker for RHP Pete Filson, 4/30/86.
- New York Yankees:** LHP Rich Pratt for OF Chris Singleton, 12/8/98.
- Oakland:** RHP Chad Bradford for C Miguel Olivo, 12/7/00.
- Seattle:** RHP Jim Bullinger and RHP Marty Weymouth, 3/26/98.
- Tampa Bay:** RHP Tanyon Sturtz for INF Tony Graffanino, 5/31/00.
- Texas:** INF Herbert Perry for player to be named later (LHP Corey Lee), 11/27/01.
- Toronto:** RHP Kevin Beirne, LHP Mika Sirotko, OF Brian Simmons and RHP Mike Williams for RHP Matt DeWitt and LHP David Wells, 1/14/01.

Note: Only trades involving at least one player on major-league roster.


National League

- Arizona:** No trades.
- Atlanta:** OF Mike Devereaux for OF Andre King, 8/25/95.
- Cubs:** RHP Matt Karchner for RHP Jon Garland, 7/29/98.
- Cincinnati:** RHP Jake Meyer for C Brook Fordyce, 3/25/99.
- Colorado:** No trades.
- Florida:** OF Jeff Abbott for OF Julio Ramirez, 12/10/00.
- Houston:** C Tony Pena for RHP Julien Tucker, 8/15/97.
- Los Angeles:** RHP James Baldwin and cash considerations for LHP Onan Masaoka, RHP Gary Majewski and OF Jeff Barry, 7/26/01.
- Milwaukee:** RHP Jaime Navarro and RHP John Snyder for RHP Cal Eldred and SS Jose Valentin, 1/12/00.
- Montreal:** OF Ivan Calderon and RHP Barry Jones for OF Tim Raines, RHP Jeff Carter and a player to be named later (RHP Mario Brito), 12/24/90.
- New York Mets:** No trades.
- Philadelphia:** 1B Mike Robertson for 1B Gene Schall, 1/31/97.
- Pittsburgh:** RHP Sean Lowe, RHP Kip Wells and RHP Josh Fogg for RHP Todd Ritchie and C Lee Evans, 12/13/01.
- St. Louis:** RHP John Ambrose for RHP Sean Lowe, 2/9/99.
- San Diego:** RHP Adam Peterson and LHP Steve Rosenber for INF Joey Cora, 1B Kevin Garner and OF Warren Newton, 3/31/91.
- San Francisco:** RHP Derek Hasselhoff for LHP Alan Embree and cash considerations, 6/29/01.

White Sox-Cubs Results (Sox lead, 13-11)

Date	Site	Score	WP	LP	Attend
6/16/97	Comiskey Park	Cubs 8, Sox 3	Kevin Foster	Jaime Navarro	36,213
6/17/97	Comiskey Park	Sox 5, Cubs 3	Doug Drabek	Juan Gonzalez	44,249
6/18/97	Comiskey Park	Sox 3, Cubs 0	Wilson Alvarez	Terry Mulholland	44,204
6/5/98	Wrigley Field	Cubs 6, Sox 5 (12)	Terry Mulholland	Tony Castillo	38,097
6/6/98	Wrigley Field	Cubs 7, Sox 6	Kevin Tapani	Scott Eyre	38,232
6/7/98	Wrigley Field	Cubs 13, Sox 7	Jeremi Gonzalez	Mike Sirotko	39,320
6/11/99	Wrigley Field	Sox 5, Cubs 3 (6)	Jim Parque	J. Lieber	38,989
6/12/99	Wrigley Field	Sox 8, Cubs 2	Mike Sirotko	Steve Trachsel	38,146
6/13/99	Wrigley Field	Sox 6, Cubs 4	Bill Simas	Rick Aguilera	38,071
7/9/99	Comiskey Park	Sox 3, Cubs 2	Bob Howry	Terry Adams	44,153
7/10/99	Comiskey Park	Cubs 10, Sox 2	Jon Lieber	Jaime Navarro	44,008
7/11/99	Comiskey Park	Cubs 6, Sox 3	Steve Trachsel	James Baldwin	43,115
6/9/00	Comiskey Park	Sox 6, Cubs 5 (14)	Jesus Pena	Todd Van Poppel	44,140
6/10/00	Comiskey Park	Sox 4, Cubs 3	Mike Sirotko	Kerry Wood	43,806
6/11/00	Comiskey Park	Cubs 6, Sox 5	Todd Van Poppel	Jesus Pena	43,158
7/7/00	Wrigley Field	Sox 4, Cubs 2 (12)	Sean Lowe	Todd Van Poppel	39,112
7/8/00	Wrigley Field	Cubs 9, Sox 2	Jon Lieber	James Baldwin	38,933
7/9/00	Wrigley Field	Cubs 9, Sox 6	Kevin Tapani	Bill Simas	38,706
6/8/01	Comiskey Park	Sox 7, Cubs 3 (10)	Keith Foulke	Courtney Duncan	45,936
6/9/01	Comiskey Park	Sox 4, Sox 3 (10)	Todd Van Poppel	Keith Foulke	45,849
6/10/01	Comiskey Park	Sox 3, Cubs 1	Kip Wells	Jon Lieber	45,079
7/12/01	Wrigley Field	Cubs 5, Sox 1	Jeff Fassero	Jon Garland	38,233
7/13/01	Wrigley Field	Sox 7, Cubs 2	Mark Buehrle	Kerry Wood	40,157
7/14/01	Wrigley Field	Sox 3, Cubs 1	Sean Lowe	Julian Tavarez	40,551

2001 REVIEW



AMERICAN LEAGUE STANDINGS

Final Standings

Central	W-L	PCT	GB
Cleveland	91-71	.562	—
Minnesota	85-77	.525	6.0
Chicago	83-79	.512	8.0
Detroit	66-96	.407	25.0
Kansas City	65-97	.401	26.0
East	W-L	PCT	GB
New York	95-65	.594	—
Boston	82-79	.509	13.5
Toronto	80-82	.494	16.0
Baltimore	63-98	.391	32.5
Tampa Bay	62-100	.383	34.0
West	W-L	PCT	GB
Seattle	116-46	.716	—
Oakland	102-60	.630	14.0
Anaheim	75-87	.463	41.0
Texas	73-89	.451	43.0

First-Half Standings

Central	W-L	PCT	GB
Minnesota	55-32	.632	—
Cleveland	49-36	.576	5.0
Chicago	41-44	.482	13.0
Detroit	36-48	.429	17.5
Kansas City	34-53	.391	21.0
East	W-L	PCT	GB
New York	52-34	.605	—
Boston	51-36	.586	1.5
Toronto	42-46	.477	11.0
Baltimore	40-47	.460	12.5
Tampa Bay	27-61	.307	26.0
West	W-L	PCT	GB
Seattle	63-24	.724	—
Oakland	44-43	.506	19.0
Anaheim	42-45	.483	21.0
Texas	35-52	.402	28.0

Second-Half Standings

Central	W-L	PCT	GB
Chicago	42-35	.545	—
Cleveland	42-35	.545	—
Kansas City	31-44	.413	10.0
Minnesota	30-45	.400	11.0
Detroit	30-48	.385	12.5
East	W-L	PCT	GB
New York	43-31	.581	—
Toronto	38-36	.514	5.0
Tampa Bay	35-39	.473	8.0
Boston	31-43	.419	12.0
Baltimore	23-51	.311	20.0
West	W-L	PCT	GB
Oakland	58-17	.773	—
Seattle	53-22	.707	5.0
Texas	38-37	.507	20.0
Anaheim	33-42	.440	25.0

Through April

Central	W-L	PCT	GB
Minnesota	18-6	.750	—
Cleveland	14-9	.609	3.5
Kansas City	10-15	.400	8.5
Chicago	8-15	.348	9.5
Detroit	8-15	.348	9.5
East	W-L	PCT	GB
Boston	16-9	.640	—
Toronto	16-9	.640	—
New York	14-12	.538	2.5
Baltimore	12-14	.462	4.5
Tampa Bay	8-18	.308	8.5
West	W-L	PCT	GB
Seattle	20-5	.800	—
Texas	11-14	.440	9.0
Anaheim	10-15	.400	10.0
Oakland	8-17	.320	12.0

Through May

Central	W-L	PCT	GB
Minnesota	34-17	.667	—
Cleveland	33-17	.660	0.5
Detroit	22-28	.440	11.5
Chicago	20-30	.400	13.5
Kansas City	20-33	.377	15.0
East	W-L	PCT	GB
Boston	29-22	.569	—
New York	29-22	.569	1.5
Toronto	26-27	.491	4.0
Baltimore	24-28	.462	5.5
Tampa Bay	15-38	.283	15.0
West	W-L	PCT	GB
Seattle	40-12	.769	—
Oakland	26-26	.500	14.0
Anaheim	24-28	.462	16.0
Texas	19-33	.365	21.0

Through June

Central	W-L	PCT	GB
Minnesota	48-31	.608	—
Cleveland	45-32	.584	2.0
Chicago	38-39	.494	9.0
Kansas City	33-46	.418	15.0
Detroit	32-45	.416	15.0
East	W-L	PCT	GB
Boston	46-33	.582	—
New York	45-33	.577	0.5
Baltimore	38-42	.475	8.5
Toronto	38-42	.475	8.5
Tampa Bay	24-56	.300	22.5
West	W-L	PCT	GB
Seattle	58-21	.734	—
Anaheim	38-41	.481	10.0
Oakland	38-41	.481	10.0
Texas	31-48	.392	27.0

Through July

Central	W-L	PCT	GB
Cleveland	60-45	.571	—
Minnesota	60-46	.568	0.5
Chicago	51-53	.490	8.5
Detroit	46-58	.442	13.5
Kansas City	42-64	.396	18.5
East	W-L	PCT	GB
New York	64-42	.604	—
Boston	60-45	.571	3.5
Toronto	49-58	.458	15.5
Baltimore	44-63	.411	20.5
Tampa Bay	35-71	.330	29.0
West	W-L	PCT	GB
Seattle	76-30	.717	—
Oakland	57-49	.538	19.0
Anaheim	54-52	.509	22.0
Texas	48-58	.453	28.0

Through August

Central	W-L	PCT	GB
Cleveland	76-58	.567	—
Minnesota	71-64	.526	5.5
Chicago	68-65	.511	7.5
Detroit	55-78	.414	20.5
Kansas City	54-81	.400	22.5
East	W-L	PCT	GB
New York	79-56	.585	—
Boston	71-62	.534	7.0
Toronto	65-70	.481	14.0
Baltimore	55-79	.410	23.5
Tampa Bay	48-87	.356	31.0
West	W-L	PCT	GB
Seattle	96-39	.711	—
Oakland	79-56	.585	17.0
Anaheim	69-66	.511	27.0
Texas	61-74	.452	35.0

Through Sept./Oct.

Central	W-L	PCT	GB
Cleveland	91-71	.562	—
Minnesota	85-77	.525	6.0
Chicago	83-79	.512	8.0
Detroit	66-96	.407	25.0
Kansas City	65-97	.401	26.0
East	W-L	PCT	GB
New York	95-65	.594	—
Boston	82-79	.509	13.5
Toronto	80-82	.494	16.0
Baltimore	63-98	.391	32.5
Tampa Bay	62-100	.383	34.0
West	W-L	PCT	GB
Seattle	116-46	.716	—
Oakland	102-60	.630	14.0
Anaheim	75-87	.463	41.0
Texas	73-89	.451	43.0

NATIONAL LEAGUE STANDINGS

Final Standings

Central	W-L	PCT	GB
Houston	93-69	.574	—
St. Louis	93-69	.574	—
Chicago	88-74	.543	5.0
Milwaukee	68-94	.420	25.0
Cincinnati	66-96	.407	27.0
Pittsburgh	62-100	.383	31.0

East	W-L	PCT	GB
Atlanta	88-74	.543	—
Philadelphia	86-76	.531	2.0
New York	82-80	.506	6.0
Florida	76-86	.469	12.0
Montreal	68-94	.420	20.0

West	W-L	PCT	GB
Arizona	92-70	.568	—
San Francisco	90-72	.556	2.0
Los Angeles	86-76	.531	6.0
San Diego	79-83	.488	13.0
Colorado	73-89	.451	19.0

First-Half Standings

Central	W-L	PCT	GB
Chicago	51-35	.593	—
Houston	48-38	.558	3.0
St. Louis	43-43	.500	8.0
Milwaukee	42-44	.488	9.0
Pittsburgh	33-53	.384	18.0
Cincinnati	33-54	.379	18.5

East	W-L	PCT	GB
Philadelphia	50-37	.575	—
Atlanta	49-38	.563	1.0
Florida	43-45	.489	7.5
New York	38-51	.427	13.0
Montreal	37-51	.420	13.5

West	W-L	PCT	GB
Arizona	51-36	.586	—
Los Angeles	48-40	.545	3.5
San Francisco	46-42	.523	5.5
San Diego	41-47	.466	10.5
Colorado	39-48	.448	12.0

Second-Half Standings

Central	W-L	PCT	GB
St. Louis	50-26	.658	—
Houston	45-31	.592	5.0
Chicago	37-39	.487	13.0
Cincinnati	33-42	.440	16.5
Pittsburgh	29-47	.382	21.0
Milwaukee	26-50	.342	24.0

East	W-L	PCT	GB
New York	44-29	.603	—
Atlanta	39-36	.520	6.0
Philadelphia	36-39	.480	9.0
Florida	33-41	.446	11.5
Montreal	31-43	.419	13.5

West	W-L	PCT	GB
San Francisco	44-30	.595	—
Arizona	41-34	.547	3.5
Los Angeles	38-36	.514	6.0
San Diego	38-36	.514	6.0
Colorado	34-41	.453	10.5

American League Monthly Records

CENTRAL DIVISION

Team	April	May	June	July	August	Sept./Oct.
Chicago	8-15	12-15	18-9	13-14	17-12	15-14
Cleveland	14-9	19-8	12-15	15-13	16-13	15-13
Detroit	8-15	14-13	10-17	14-13	9-20	11-18
Kansas City	10-15	10-18	13-13	9-18	12-17	11-16
Minnesota	18-6	16-11	14-14	12-15	11-18	14-13

EAST DIVISION

Team	April	May	June	July	August	Sept./Oct.
Baltimore	12-14	12-14	14-14	6-21	11-16	8-19
Boston	16-9	13-13	17-11	14-12	11-17	11-17
New York	14-12	15-10	16-11	19-9	15-14	16-9
Tampa Bay	8-18	7-20	9-18	11-15	13-16	14-13
Toronto	16-9	10-18	12-15	11-16	13-16	15-12

WEST DIVISION

Team	April	May	June	July	August	Sept./Oct.
Anaheim	10-15	14-13	14-13	16-11	15-14	6-21
Oakland	8-17	18-9	12-15	19-8	22-7	23-4
Seattle	20-5	20-7	18-9	18-9	20-9	20-7
Texas	11-4	8-19	12-15	17-10	13-16	12-15

Days In First Place

The 2000 White Sox spent 169 days in first place, the highest total in franchise history. The 1919 Sox, which spent 134 days in first, held the previous record, followed by the 1917 (126) and 1993 (125) clubs. Chicago moved into first place in the American League Central last season with a 5-2 victory vs. Seattle on April 19 and remained in that position for the final 166 days of the season, the longest first-place run in franchise history. In addition, the White Sox owned the best record in the AL every day after June 3.

DAY-BY-DAY

No.	Date	H/R	D/N	W/L	Final Score	Winning Pitcher	Losing Pitcher	Rec.	Pos. GA-GB	Attendance Game	Cum.	Time
1	4/2	R/D		W	Sox 7, Cle. 4	D.Wells	Colon	1-0	1/4-1.0	42,606		2:40
2	4/4	R/N		L	Cle. 8, Sox 4	Finley	Eldred	1-1	T2-0.5	32,763		2:45
3	4/6	H/D		L	Det. 10, Sox 9 (10)	Patterson (R)	Foulke (R)	1-2	T3-2.0	43,954	43,954	3:38
4	4/7	H/D		L	Det. 5, Sox 3	Holt	Buehrle	1-3	4-2.0	20,264	64,218	2:31
5	4/8	H/D		L	Det. 5, Sox 3	Weaver	D. Wells	1-4	5-2.0	19,887	84,105	2:49
6	4/9	H/N	W		Sox 9, Cle. 2	Biddle	Finley	2-4	4-2.0	21,242	105,347	2:40
7	4/10	H/N	W		Sox 8, Cle. 7	Glover (R)	Shuey (R)	3-4	T2-2.0	12,465	117,812	2:56
8	4/11	H/D	W		Sox 7, Cle. 6	Lowe (R)	Burba	4-4	T2-2.0	12,693	130,505	2:59
9	4/13	R/N		L	Min. 7, Sox 4	Redman	Buehrle	4-5	3-3.0	21,202		2:34
10	4/14	R/D		L	Min. 9, Sox 4	Radke	D. Wells	4-6	3-4.0	26,487		2:47
11	4/15	R/D		L	Min. 4, Sox 3	Milton	Parque	4-7	T3-5.0	9,141		2:41
12	4/17	R/N		L	Det. 7, Sox 4	Anderson (R)	Wunsch (R)	4-8	4-5.5	13,068		2:39
13	4/18	R/N	W		Sox 6, Det. 4	Buehrle	Holt	5-8	T3-5.5	13,180		2:49
14	4/19	R/N	W		Sox 3, Det. 1	D. Wells (C)	Weaver	6-8	3-5.0	14,571		2:34
15	4/20	H/N		L	Min. 4, Sox 1	Radke (C)	Parque (C)	6-9	3-6.0	16,657	147,062	2:25
16	4/21	H/D		L	Min. 4, Sox 3	Milton	Glover (R)	6-10	3-7.0	19,096	166,158	2:15
17	4/22	H/D		L	Min. 4, Sox 2	Carrasco (R)	Foulke (R)	6-11	3-8.0	19,730	185,888	3:03
18	4/24	H/N		L	Oak. 6, Sox 4	Zito	Buehrle	6-12	3-8.0	12,441	198,329	2:58
19	4/25	H/N	W		Sox 2, Oak. 1 (11)	Foulke (R)	Bradford (R)	7-12	3-8.0	12,941	211,270	3:48
20	4/26	H/N		L	Oak. 16, Sox 6	Heredia	Parque	7-13	3-8.0	12,963	224,233	3:22
21	4/27	H/N		L	Sea. 8, Sox 3	Sele	Baldwin	7-14	T3-9.0	16,276	240,509	3:22
22	4/28	H/N		L	Sea. 8, Sox 5	Tomko (R)	Biddle	7-15	T4-9.0	25,542	266,051	3:38
23	4/29	H/D	W		Sox 2, Sea. 1 (14)	Glover (R)	Franklin (R)	8-15	T4-9.0	25,442	291,493	4:03

APRIL RECORD: 8-15

24	5/1	R/N		L	Ana. 6, Sox 4	Rapp	D. Wells	8-16	5-9.5	15,664		2:54
25	5/2	R/N		L	Ana. 12, Sox 5	Washburn	Garland	8-17	5-10.5	15,516		3:15
26	5/3	R/N		L	Ana. 3, Sox 1	Valdes	Baldwin	8-18	5-11.0	15,372		2:19
	5/4	R/N			Sox at Tex.	Postponed due to rain; rescheduled for 5/7.						
27	5/5	R/N		L	Tex. 2, Sox 0	Glynn	Biddle	8-19	5-12.0	47,674		2:28
28	5/6	R/D	W		Sox 10, Tex. 5	D. Wells	Rodgers	9-19	5-11.5	34,871		3:05
29	5/7	R/D	W		Sox 7, Tex. 4	Garland	Dickey (R)	10-19	5-11.0	30,073		3:20
30	5/8	H/N	W		Sox 2, Ana. 0	Baldwin (C)	Washburn	11-19	4-11.0	13,187	304,680	2:11
31	5/9	H/N	W		Sox 6, Ana. 5	Howry (R)	Levine (R)	12-19	4-10.0	13,458	318,138	2:52
32	5/10	H/N		L	Ana. 7, Sox 6 (10)	Percival (R)	Foulke (R)	12-20	4-11.0	12,684	330,822	3:11
33	5/11	H/N	W		Sox 6, Tex. 5 (10)	Howry (R)	Venafro (R)	13-20	4-11.0	19,399	350,221	3:00
34	5/12	H/N		L	Tex. 16, Sox 6	Mahomes (R)	Garland	13-21	4-11.0	31,647	381,868	3:42
35	5/13	H/D	W		Sox 6, Tex. 3	Baldwin	Helling	14-21	4-11.0	21,019	402,867	2:21
36	5/15	R/N		L	Sea. 4, Sox 3	Nelson (R)	Howry (R)	14-22	4-11.5	31,096		3:16
37	5/16	R/N		L	Sea. 7, Sox 2	Abbott	Biddle	14-23	4-12.5	33,748		2:58
38	5/17	R/N		L	Sea. 5, Sox 1	Garcia	D. Wells	14-24	5-13.5	43,510		2:53
39	5/18	R/N		L	Oak. 3, Sox 2	Heredia	K. Wells	14-25	5-13.5	16,823		2:40
40	5/19	R/D		L	Oak. 4, Sox 3	Mulder	Baldwin (C)	14-26	5-14.5	30,820		2:12
41	5/20	R/D		L	Oak. 6, Sox 2	Hudson	Howry (R)	14-27	5-14.5	39,249		2:31
42	5/21	R/D		L	Tor. 10, Sox 3	Parris	Biddle	14-28	5-15.0	20,806		2:38
43	5/23	R/N		L	Tor. 9, Sox 6	Hamilton	D. Wells	14-29	5-15.5	19,115		3:08
44	5/24	R/N	W		Sox 3, Tor. 1	K. Wells	Carpenter	15-29	5-15.0	17,062		2:36
45	5/25	R/N	W		Sox 8, Det. 4	Lowe (R)	Jones (R)	16-29	5-15.0	21,053		3:08
46	5/26	R/D	W		Sox 8, Det. 0	Buehrle (C)	Milicki	17-29	5-14.0	25,881		2:39
47	5/27	R/N	W		Sox 3, Det. 2 (11)	Barcelo (R)	Patterson (R)	18-29	4-13.5	17,355		3:55
48	5/28	H/N	W		Sox 6, Tor. 3	Garland	Hamilton	19-29	4-13.0	20,631	423,518	3:06
49	5/29	H/N		L	Tor. 4, Sox 0	Carpenter (C)	K. Wells	19-30	4-14.0	13,356	436,874	2:47
50	5/30	H/N	W		Sox 4, Tor. 3	Wunsch (R)	Escobar (R)	20-30	4-14.0	13,208	450,082	2:30
	5/31	H/N			Det. at Sox	Postponed due to rain; rescheduled as doubleheader on 9/4.						

MAY RECORD: 12-15

No.	Date	H/R	D/N	W/L	Final Score	Winning Pitcher	Losing Pitcher	Rec.	Pos.	GA-GB	Attendance	Game	Cum.	Time
51	6/1	H/N	W		Sox 3, Det. 0	Buehrle	Micki	21-30	4/13.5	19,840	469,922	2:34		
52	6/2	H/N	W		Sox 5, Det. 3	D. Wells	Weaver	22-30	T3/12.5	23,915	493,837	2:30		
53	6/3	H/D	W		Sox 9, Det. 6 (10)	Howry (R)	Jones (R)	23-30	3/12.5	19,445	513,283	3:17		
54	6/5	R/N	W		Sox 6, K.C. 2	K. Wells	Reichert	24-30	3/12.0	12,770			3:05	
55	6/6	R/N		L	K.C. 12, Sox 6	Suppan	Baldwin	24-31	3/12.5	13,394			2:38	
56	6/7	R/D	W		Sox 5, K.C. 1	Buehrle	Durbin	25-31	3/12.5	18,957			2:27	
57	6/8	H/N	W		Sox 7, Cubs 3 (10)	Foulke (R)	Duncan (R)	26-31	3/11.5	45,936	559,219	3:38		
58	6/9	H/D		L	Cubs 4, Sox 3 (10)	Van Poppel (R)	Foulke (R)	26-32	3/12.5	45,849	605,068	3:26		
59	6/10	H/D	W		Sox 3, Cubs 1	K. Wells	Lieber (C)	27-32	3/11.5	45,079	650,147	2:41		
60	6/12	H/N	W		Sox 5, Cin. 0	D. Wells	Dessens	28-32	3/11.0	21,687	671,834	2:26		
61	6/13	H/N	W		Sox 4, Cin. 2	Buehrle	Bell	29-32	3/11.0	17,327	689,161	2:27		
62	6/14	H/N	W		Sox 7, Cin. 5	Wunsch (R)	Brower (R)	30-32	3/10.0	18,201	707,352	2:52		
63	6/15	R/N		L	St.L. 10, Sox 3	Benes	Garland	30-33	3/10.0	42,741			2:59	
64	6/16	R/D		L	St.L. 8, Sox 3	Hermanson	K. Wells	30-34	3/10.0	43,648			3:03	
65	6/17	R/D		L	St.L. 8, Sox 3	Smith	D. Wells	30-35	3/10.0	41,515			2:52	
66	6/18	H/N	W		Sox 5, K.C. 4	Buehrle	Durbin	31-35	3/8.5	28,882	736,244	2:35		
67	6/19	H/N	W		Sox 5, K.C. 3	Baldwin	Suppan	32-35	3/9.5	18,715	754,959	2:48		
68	6/20	H/D	W		Sox 2, K.C. 1	Garland (R)	Grimley (R)	33-35	3/8.5	21,210	776,169	2:41		
69	6/21	R/N	W		Sox 6, Bal. 0	K. Wells	Johnson	34-35	3/8.0	34,735			2:49	
70	6/22	R/N		L	Bal. 6, Sox 4	Mercedes	D. Wells	34-36	3/9.0	43,101			2:43	
71	6/23	R/D	W		Sox 8, Bal. 3	Glover (R)	Ponson	35-36	3/8.0	40,796			3:32	
72	6/24	R/D	W		Sox 8, Bal. 2	Baldwin	Towers	36-36	3/8.0	40,996			3:02	
73	6/26	R/N		L	Min. 7, Sox 6	Miller (R)	Foulke (R)	36-37	3/8.5	16,200			3:19	
74	6/27	R/N		L	Min. 4, Sox 1	Lohse	K. Wells	36-38	3/9.0	19,576			2:42	
75	6/28	R/D	W		Sox 6, Min. 3	Lowe (R)	Radke	37-38	3/8.0	24,013			2:52	
76	6/29	H/N		L	Bal. 4, Sox 0	Towers	Buehrle	37-39	3/9.0	27,890	804,059	2:46		
77	6/30	H/N	W		Sox 4, Bal. 1	Baldwin	Roberts	38-39	3/9.0	33,439	837,498	3:11		

JUNE RECORD: 18-9

78	7/1	H/N		L	Bal. 11, Sox 3	Johnson	Biddle	38-40	3/10.0	34,588	872,086	3:43		
79	7/2	H/N		L	Min. 7, Sox 5	Lohse	K. Wells	38-41	3/11.0	33,230	905,316	3:19		
80	7/3	H/N		L	Min. 5, Sox 3	Radke	Lowe	38-42	3/12.0	17,964	923,280	2:36		
81	7/4	H/N	W		Sox 4, Min. 3	Foulke (R)	Hawkins (R)	39-42	3/11.0	22,934	946,214	2:51		
82	7/5	H/N		L	Min. 12, Sox 2	Mays	Baldwin	39-43	3/12.0	20,564	966,778	3:02		
83	7/6	H/N		L	Pit. 10, Sox 6	Manzanillo (R)	Howry (R)	39-44	3/13.0	19,554	986,332	3:20		
84	7/7	H/N	W		Sox 4, Pit. 1	K. Wells	Schmidt	40-44	3/13.0	25,113	1,011,445	2:43		
85	7/8	H/D	W		Sox 9, Pit. 2	Lowe	Ritchie	41-44	3/13.0	22,105	1,033,550	2:11		
86	7/12	R/D		L	Cubs 5, Sox 1	Fassero (R)	Garland (R)	41-45	3/14.0	38,233			3:08	
87	7/13	R/D	W		Sox 7, Cubs 2	Buehrle	Wood	42-45	3/13.0	40,157			3:01	
88	7/14	R/D	W		Sox 3, Cubs 1	Lowe	Tavarez	43-45	3/13.0	40,551			2:44	
89	7/15	R/D	W		Sox 3, Mil. 2	Biddle	Sheets	44-45	3/12.0	42,455			2:26	
90	7/16	R/N	W		Sox 6, Mil. 5	Baldwin	King (R)	45-45	3/11.0	42,487			3:20	
91	7/17	R/D	W		Sox 8, Mil. 4	K. Wells	Haynes	46-45	3/10.0	40,332			2:58	
92	7/18	H/N		L	Cle. 9, Sox 4	Sabathia	Buehrle	46-46	3/10.0	22,634	1,056,184	3:04		
93	7/19	H/N		L	Cle. 10, Sox 3	Burba	Lowe	46-47	3/11.0	23,450	1,079,634	3:01		
94	7/20	H/N		L	Bos. 7, Sox 2	Nomo	Biddle	46-48	3/11.0	28,740	1,108,374	3:06		
95	7/21	H/D	W		Sox 10, Bos. 3	Baldwin	Ohka	47-48	3/10.0	29,303	1,137,677	3:27		
96	7/22	H/D	W		Sox 13, Bos. 8	Garland (R)	Wakefield	48-48	3/9.0	26,211	1,163,888	3:56		
97	7/23	R/N		L	Cle. 2, Sox 0	Sabathia	Buehrle	48-49	3/9.0	41,317			2:52	
98	7/24	R/N	W		Sox 4, Cle. 1	Lowe	Burba	49-49	3/8.0	42,175			2:43	
99	7/25	R/N		L	Cle. 7, Sox 5	Westbrook	Biddle	49-50	3/9.0	42,645			3:04	
100	7/26	R/N	W		Sox 5, Cle. 4	Ginter (R)	Nagy	50-50	3/9.0	42,054			2:45	
101	7/27	R/N		L	Bos. 9, Sox 5	Saberhagen	K. Wells	50-51	3/9.0	33,813			2:42	
102	7/28	R/D	W		Sox 3, Bos. 1	Buehrle	Wakefield	51-51	3/8.5	33,316			2:53	
103	7/29	R/D		L	Bos. 4, Sox 3	Beck (R)	Embree (R)	51-52	3/8.5	33,375			3:02	
104	7/31	H/N		L	K.C. 2, Sox 1 (10)	Byrd	Foulke (R)	51-53	3/8.5	18,581	1,182,469	2:53		

JULY RECORD: 13-14

No.	Date	H/R		Final Score	Winning Pitcher	Losing Pitcher	Rec.	Pos. GA-GB	Attendance		Time
		D/N	W/L						Game	Cum.	
105	8/1	H/N	W	Sox 7, K.C. 6	Wright	George	52-53	3/8-5	15,620	1,198,089	3:12
106	8/2	H/N	L	K.C. 6, Sox 3	Suppan	K. Wells	52-54	3/8-5	16,021	1,214,110	2:48
107	8/3	H/N	W	Sox 4, T.B. 0	Buehrle (C)	Bierbrodt	53-54	3/8-0	19,330	1,233,440	2:12
108	8/4	H/N	W	Sox 8, T.B. 6	Biddle (R)	Kennedy	54-54	3/8-0	28,952	1,262,392	3:14
109	8/5	H/D	L	T.B. 6, Sox 4	Zambrano (R)	Howry (R)	54-55	3/8-0	21,443	1,283,835	2:55
110	8/6	H/D	W	Sox 5, T.B. 2	Wright	Wallace	55-55	3/7-5	26,944	1,310,779	2:52
111	8/7	R/N	L	Ana. 9, Sox 3	Rapp	K. Wells	55-56	3/7-5	18,498		2:36
112	8/8	R/N	W	Sox 15, Ana. 1	Buehrle (C)	Washburn	56-56	3/7-5	18,864		2:42
113	8/9	R/N	L	Ana. 3, Sox 1	Valdes	Lowe	56-57	3/7-5	17,896		2:18
114	8/10	R/N	W	Sox 8, Sea. 6	Biddle (R)	Sasaki	57-57	3/6-5	45,665		3:19
115	8/11	R/N	L	Sea. 4, Sox 3	Franklin (R)	Foulke (R)	57-58	3/6-5	45,898		3:04
116	8/12	R/D	L	Sea. 2, Sox 1	Rhodes (R)	K. Wells (R)	57-59	3/7-5	45,765		2:48
117	8/14	H/N	W	Sox 7, Tex. 4	Buehrle	Myette	58-59	3/7-5	22,336	1,333,115	2:53
118	8/15	H/N	W	Sox 6, Tex. 5	K. Wells (R)	Mahomes (R)	59-59	3/7-5	16,062	1,351,177	3:12
119	8/16	H/N	W	Sox 7, Tex. 5	K. Wells (R)	Petkovsek (R)	60-59	3/7-5	20,252	1,371,429	3:24
120	8/17	H/N	L	Oak. 9, Sox 2	Hiljuz	Wright	60-60	3/7-5	33,834	1,405,263	3:05
121	8/18	H/D	L	Oak. 5, Sox 4	Heredia (R)	Howry (R)	60-61	3/8-5	27,861	1,433,124	3:08
122	8/19	H/D	L	Oak. 8, Sox 7	Magnante (R)	Biddle (R)	60-62	3/8-5	25,019	1,458,143	3:42
123	8/20	R/N	L	K.C. 10, Sox 1	Stein	Lowe	60-63	3/8-5	13,842		2:24
124	8/21	R/N	W	Sox 6, K.C. 1	Garland	Byrd	61-63	3/8-5	12,391		2:49
125	8/22	R/N	W	Sox 13, K.C. 12	K. Wells (R)	Henry (R)	62-63	3/8-0	11,670		3:51
126	8/23	R/N	W	Sox 7, K.C. 6	Biddle (R)	Suppan	63-63	3/8-5	13,541		3:15
127	8/24	R/N	W	Sox 5, T.B. 4	Buehrle	Sturtze	64-63	3/7-5	10,650		2:21
128	8/25	R/D	L	T.B. 8, Sox 4	Kennedy	Wright	64-64	3/7-5	22,597		3:12
129	8/26	R/D	W	Sox 3, T.B. 2	Garland	Seay (R)	65-64	3/7-5	19,182		2:52
130	8/28	R/N	W	Sox 8, Det. 6	Embree (R)	Patterson (R)	66-64	3/7-5	19,129		2:59
131	8/29	R/N	W	Sox 8, Det. 3	Glover	Redman	67-64	3/7-5	21,998		3:19
132	8/30	R/N	L	Det. 3, Sox 1	Cornejo	Buehrle (C)	67-65	3/8-5	24,364		2:04
133	8/31	H/N	W	Sox 11, Cle. 8	Howry (R)	Westbrook (R)	68-65	3/7-5	24,097	1,482,240	2:24

AUGUST RECORD: 17-12

134	9/1	H/N	L	Cle. 4, Sox 3	Drese	Garland	68-66	3/8-5	27,869	1,510,109	3:27
135	9/2	H/D	W	Sox 19, Cle. 10	Biddle	Burba	69-66	3/7-5	25,680	1,535,789	3:32
136	9/3	H/N	L	Cle. 6, Sox 3	Sabathia	Glover	69-67	3/8-5	28,135	1,563,924	2:47
137	9/4	H/N	W	Sox 10, Det. 1	Buehrle	Cornejo	70-67	3/8-0	n/a		2:41
138	9/4	H/N	W	Sox 4, Det. 0	Lowe	Pettyjohn	71-67	3/8-0	13,265	1,577,189	2:31
139	9/5	H/N	W	Sox 5, Det. 3	Wright	Sparks	72-67	3/7-0	14,576	1,591,765	2:45
140	9/6	H/D	L	Det. 6, Sox 2	Weaver	Garland	72-68	3/8-0	13,602	1,605,367	3:27
141	9/7	R/N	W	Sox 10, Cle. 7	Biddle	Burba	73-68	3/7-0	42,487		3:28
142	9/8	R/N	L	Cle. 8, Sox 7	Baez (R)	Foulke (R)	73-69	3/8-0	42,488		3:13
143	9/9	R/D	L	Cle. 9, Sox 8	Wickman (R)	Foulke (R)	73-70	3/9-0	42,377		3:25
144	9/10	R/N	W	Sox 7, Cle. 1	Wright	Colon	74-70	3/8-0	38,244		3:26
9/11-13				Sox at N.Y.	Postponed by Major League Baseball; rescheduled for 10/1-3 in New York.						
9/14-16				Sox at Min.	Postponed by Major League Baseball; rescheduled for 10/5-7 in Minnesota.						
145	9/18	H/N	L	N.Y. 11, Sox 3	Hernandez	Buehrle	74-71	3/9-0	22,785	1,628,152	2:57
146	9/19	H/N	L	N.Y. 6, Sox 3	Clemens	Glover	74-72	3/10-0	18,465	1,646,617	3:05
147	9/20	H/N	W	Sox 7, N.Y. 5	Lowe (R)	Pettitte	75-72	3/9-0	22,284	1,668,901	3:18
148	9/21	H/N	W	Sox 8, K.C. 7	Lowe (R)	Henry (R)	76-72	3/8-0	15,404	1,684,305	3:10
149	9/22	H/N	W	Sox 5, K.C. 4 (10)	Foulke (R)	Stein (R)	77-72	3/8-0	24,307	1,708,612	4:04
150	9/23	H/D	W	Sox 10, K.C. 2	Buehrle	Durbin	78-72	3/8-0	19,014	1,727,626	2:30
151	9/25	H/N	L	Min. 4, Sox 2	Mays	Glover	78-73	3/8-5	11,973	1,739,599	2:49
152	9/26	H/N	W	Sox 6, Min. 3	K. Wells	Reed	79-73	3/8-0	13,006	1,752,605	2:49
153	9/27	H/D	W	Sox 9, Min. 3	Wright	Radke	80-73	3/7-5	13,567	1,766,172	2:51
154	9/28	R/N	L	K.C. 3, Sox 2	Durbin	Embree (R)	80-74	3/7-5	14,914		2:40
155	9/29	R/N	W	Sox 10, K.C. 2	Buehrle	Suppan	81-74	T2/7-5	16,443		3:06
156	9/30	R/D	W	Sox 5, K.C. 2	Glover	George	82-74	2/7-5	12,235		2:45
157	10/1	R/N	L	N.Y. 8, Sox 1	Hitchcock (C)	K. Wells	82-75	2/8-0	8,112		2:48
158	10/2	R/N	L	N.Y. 6, Sox 4	Lilly	Wright	82-76	3/8-0	10,480		3:15
159	10/3	R/N	L	N.Y. 2, Sox 1	Mussina	Garland	82-77	3/9-0	14,895		2:49
160	10/5	R/N	W	Sox 7, Min. 4	Buehrle	Reed	83-77	T2/7-0	13,631		2:50
161	10/6	R/N	L	Min. 6, Sox 5	Cressend (R)	Glover	83-78	3/7-0	18,599		2:56
162	10/7	R/D	L	Min. 8, Sox 5	Radke	K. Wells	83-79	3/8-0	14,413		2:46

SEPTEMBER/OCTOBER RECORD: 17-12

SINGLE-GAME HIGHS

WHITE SOX

At-bats, Game	47, 8/8 at Ana.
At-bats, Inning	11, twice, last, 9/2 vs. Cle. (2nd inning)
Runs, Game	19, 9/2 vs. Cle.
Runs, Inning	8, twice, last, 9/2 vs. Cle. (2nd inning)
Hits, Game	19, 8/8 at Ana.
Hits, Inning	7, 8/22 at K.C. (6th inning)
Consecutive Hits, Inning	4, three times, last, 9/2 vs. Cle. (2nd inning)
Doubles	6, 9/1 vs. Cle.
Triples	3, 8/28 at Det.
Home Runs	4, nine times, last, 10/5 at Min.
Extra-Base Hits	8, three times, last, 8/22 at K.C.
Runs Batted In	18, 9/2 vs. Cle.
Stolen Bases	7, 7/22 vs. Bos.
Left On Base	15, 7/21 vs. Bos.
Errors	4, twice, last, 7/16 at Mil.
Strikeouts	13, 4/15 at Min.
Walks	11, 7/21 vs. Bos.
Double Plays	4, three times, last, 9/5 vs. Det.
Hit By Pitch	3, 8/2 vs. K.C.

OPPONENTS

At-Bats, Game	44, 8/22 at K.C.
At-Bats, Inning	11, twice, last, 8/22 at K.C. (1st inning)
Runs, Game	16, twice, last, 5/12 vs. Tex.
Runs, Inning	9, 8/22 at K.C. (1st inning)
Hits, Game	18, 8/22 at K.C.
Hits, Inning	7, 6/6 at K.C. (2nd inning)
Consecutive Hits, Inning	5, three times, 8/28 at Det. (2nd inning)
Doubles	7, twice, last, 7/5 vs. Min.
Triples	1, 14 times, last, 8/30 at Det.
Home Runs	4, four times, last, 6/6 at K.C.
Extra Base Hits	11, 4/26 vs. Oak.
Runs Batted In	16, twice, last, 5/12 vs. Tex.
Stolen Bases	4, 4/27 vs. Sea.
Left On Base	13, 4/28 vs. Sea.
Errors	4, 5/27 at Det. (11 innings)
Strikeouts	13, 4/29 vs. Sea. (14 innings)
Walks	9, 5/7 at Tex.
Double Plays	4, 9/29 at K.C.
Hit By Pitch	3, 4/4 at Cle.

INDIVIDUAL BATTING

Longest Hitting Streak	14, twice, last, Lee, 6/12-27
At-Bats, 9-Inning Game	6, six times, last, Durham, 9/29 at K.C.
At-Bats, Extra-Inning Game	6, three times, last, Durham, 4/29 vs. Sea. (14 inn.)
Runs	3, 12 times, last, Durham, 10/5 at Min.
Hits	4, 10 times, last, Durham, 9/7 at Cle.
Doubles	3, Ordonez, 7/28 at Bos.
Triples	1, 26 times, last, Durham, 10/2 at N.Y.
Home Runs	2, 10 times, last, Durham, 10/5 at Min.
Consecutive Games w/ HR	4, Ordonez, 6/12-15
Runs Batted In	5, five times, last, Konerko, 9/2 vs. Cle.
Stolen Bases	3, twice, last, Ordonez, 6/23 at Bal.
Strikeouts	4, three times, last, Canseco, 9/25 vs. Min.
Walks	3, three times, last, Valentin, 9/9 at Det.

INDIVIDUAL PITCHING

Innings Pitched, Starter	9.0, eight times, last, Buehrle, 8/8 at Ana.
Innings Pitched, Reliever	5.0, three times, last, Ginter, 10/1 at N.Y.
Strikeouts	9, D. Wells, 5/11 vs. Tex.
Walks	7, Wright, 8/6 vs. T.B.
Fewest Hits Allowed, Complete Game	1, Buehrle, 8/3 vs. T.B.
Consecutive Scoreless Innings, Starter	24.2, Buehrle, 5/20-6/7
Consecutive Scoreless Innings, Reliever	13.0, Foulke, 8/14-9/7
Consec. Scoreless Relief Appearances	13, Foulke, 8/14-9/7
Consecutive Saves Converted	14, Foulke, 8/14-end of season
Consecutive Hitters Retired	16, three times, last, K. Wells, 6/21 at Bal.
Consecutive Starts, at Least 7.0 IP	7, D. Wells, 4/8-5/11
Longest Winning Streak, Starter	5, twice, last, Buehrle, 7/28-8/24
Longest Losing Streak	5, Biddle, 4/28-7/1

TEAM MISCELLANEOUS

Most Games Over .500	8, 9/30
Most Games Under .500	15, 5/23
Longest Winning Streak	5, twice, last, 7/13-17
Longest Losing Streak	8, 5/15-23
Longest Home Winning Streak	7, 6/10-20
Longest Road Winning Streak	5, twice, last, 7/13-17
Longest Home Losing Streak	4, twice, last, 4/20-24
Longest Road Losing Streak	8, 5/15-23
Longest Game, Innings	14, 4/29 vs. Sea.
Longest Game, Time	4:04, 9/22 vs. K.C. (10 innings)
Longest 9-Inning Game	3:56, 7/22 vs. Bos.
Shortest Game, Time	2:04, 8/30 at Det.
Shortest 9-Inning Game	2:04, 8/30 at Det.
Largest Margin of Victory	14, 8/8 at Ana.
Largest Margin of Defeat	10, three times, last, 7/5 vs. Min.
Largest Deficit Overcome	6, twice, last, 9/2 vs. Cle.
Largest Lead Surrendered	4, 4/6 vs. Det.
Fewest Hits, Game	3, 5/8 vs. Ana.
Fewest Hits Allowed, Game	1, 8/3 vs. T.B.
Grand Slams	4, last, Ordonez, 9/23 vs. K.C. (3rd inning)
Back-to-Back HR	4, last, Konerko/Liefer, 9/6 vs. Det. (4th inn.)
Game-ending HR	4, last, Lee, 6/8 vs. Cubs (10th inning)

ATTENDANCE

Largest Home Crowd	45,936, 6/8 vs. Cubs
Smallest Home Crowd	11,973, 9/25 vs. Min.
Largest Road Crowd	47,674, 5/5 at Tex.
Smallest Road Crowd	8,112, 10/1 at N.Y.
Largest Home Attendance, Four-Game Series	94,692, 7/2-5 vs. Min.
Largest Road Attendance, Four-Game Series	168,191, 7/23-26 at Cle.
Largest Home Attendance, Three-Game Series	136,864, 6/8-10 vs. Cubs
Largest Road Attendance, Three-Game Series	137,328, 8/10-12 at Sea.
Largest Home Attendance, Two-Game Series	46,084, 7/18-19 vs. Cle.
Largest Road Attendance, Two-Game Series	75,369, 4/2-4 at Cle.

Sox Miscellaneous Records

NUMBER OF DAYS IN	NUMBER OF DAYS IN	RECORD BY MONTH	RECORD BY DAY		
First Place	Two-Game Series 0-1-1	April	8-15	Sunday	14-12
Second Place	Three-Game Series 24-19	May	12-15	Monday	8-6
Third Place	Four-Game Series 4-1-3	June	18-9	Tuesday	12-12
Fourth Place	First Game	July	13-14	Wednesday	14-11
Fifth Place	Second Game	August	17-12	Thursday	12-10
	Third Game	September/October	15-14	Friday	12-13
	Fourth Game			Saturday	11-15

ONE-RUN GAMES

Victories (22)

Opp.	Date	H/R	Score	Winning Pitcher	Losing Pitcher
Cle.	4/10	H/N	8-7	Glover (R)	Shuey (R)
Cle.	4/11	H/D	7-6	Lowe (R)	Burba
Oak.	4/25	H/N	2-1 (11)	Foulke (R)	Bradford (R)
Sea.	4/29	H/D	2-1 (14)	Glover (R)	Franklin (R)
Ana.	5/9	H/N	6-5	Howry (R)	Levine (R)
Tex.	5/11	H/N	6-5 (10)	Howry (R)	Venafro (R)
Det.	5/27	R/N	3-2 (11)	Barcelo (R)	Patterson (R)
Tor.	5/30	H/N	4-3	Wunsch (R)	Escobar (R)
K.C.	6/18	H/N	5-4	Buehrle	Durbin
K.C.	6/20	H/D	2-1	Garland (R)	Grimstley (R)
Min.	7/4	H/N	4-3	Foulke (R)	Hawkins (R)
Mil.	7/15	R/D	3-2	Biddle	Sheets
Mil.	7/16	R/N	6-5	Baldwin	Suzuki
Cle.	7/26	R/N	5-4	Ginter (R)	Nagy
K.C.	8/1	H/N	7-6	Wright	George
Tex.	8/15	H/N	6-5	K. Wells (R)	Mahomes
K.C.	8/22	R/N	13-12	K. Wells (R)	Henry (R)
K.C.	8/23	R/N	7-6	Biddle (R)	Suppan
T.B.	8/24	R/N	5-4	Buehrle	Sturtz
T.B.	8/26	R/D	3-2	Garland	Seay (R)
K.C.	9/21	H/N	8-7	Lowe (R)	Henry (R)
K.C.	9/22	H/N	5-4 (10)	Foulke (R)	Stein (R)

Defeats (22)

Opp.	Date	H/R	Score	Winning Pitcher	Losing Pitcher
Det.	4/6	H/D	9-10 (10)	Patterson (R)	Foulke (R)
Min.	4/15	R/D	3-4	Milton	Parque
Min.	4/21	H/D	3-4	Milton	Glover (R)
Ana.	5/10	H/N	6-7 (10)	Percival (R)	Foulke (R)
Sea.	5/15	R/N	3-4	Paniagua (R)	Howry (R)
Oak.	5/18	R/N	2-3	Heredia	K. Wells
Oak.	5/19	R/D	3-4	Mulder	Baldwin
Cubs	6/9	H/D	3-4 (10)	Van Poppel (R)	Foulke (R)
Min.	6/26	R/N	6-7	Miller (R)	Foulke (R)
Bos.	7/29	R/D	3-4	Beck (R)	Embree (R)
K.C.	7/31	H/N	1-2 (10)	Byrd	Foulke (R)
Ana.	8/9	R/N	2-3	Valdes	Lowe
Sea.	8/11	R/N	3-4	Franklin (R)	Foulke (R)
Sea.	8/12	R/N	1-2	Pineiro	K. Wells (R)
Oak.	8/18	H/D	4-5	Heredia (R)	Howry (R)
Oak.	8/19	H/D	7-8	Magnante (R)	Biddle (R)
Cle.	9/1	H/N	3-4	Drese	Garland
Cle.	9/8	R/N	7-8	Baez (R)	Foulke (R)
Cle.	9/9	R/D	8-9	Wickman (R)	Foulke (R)
K.C.	9/28	R/N	2-3	Durbin	Embree (R)
N.Y.	10/3	R/N	1-2	Mussina	Garland
Min.	10/6	R/N	5-6	Cressend (R)	Glover

TWO-RUN GAMES

Victories (17)

Opp.	Date	H/R	Score	Winning Pitcher	Losing Pitcher
Det.	4/18	R/N	6-4	Buehrle	Holt
Det.	4/19	R/N	3-1	D. Wells (C)	Weaver
Ana.	5/8	H/N	2-0	Baldwin (C)	Washburn (C)
Tor.	5/24	R/N	3-1	K. Wells	Carpenter
Det.	6/2	H/N	5-3	D. Wells	Weaver
Cubs	6/10	H/D	3-1	K. Wells	Lieber
Cin.	6/13	H/N	4-2	Buehrle	Bell
Cin.	6/14	H/N	7-5	Wunsch (R)	Brower (R)
K.C.	6/19	H/N	5-3	Baldwin	Suppan
Cubs	7/14	R/D	3-1	Lowe	Tavarez
Bos.	7/28	R/N	3-1	Buehrle	Wakefield
T.B.	8/4	H/N	8-6	Biddle (R)	Kennedy
Sea.	8/10	H/N	8-6 (10)	Biddle (R)	Sasaki (R)
Tex.	8/16	H/N	7-5	K. Wells (R)	Petkovsek (R)
Det.	8/28	R/N	8-6	Embree (R)	Patterson (R)
Det.	9/5	H/N	5-3	Wright	Sparks
N.Y.	9/20	H/N	7-5	Lowe (R)	Pettitte

Defeats (16)

Opp.	Date	H/R	Score	Winning Pitcher	Losing Pitcher
Det.	4/7	H/D	3-5	Holt	Buehrle
Det.	4/8	H/D	3-5	Weaver	D. Wells
Min.	4/22	H/D	2-4	Carrasco (R)	Foulke (R)
Oak.	4/25	H/N	4-6	Zito	Buehrle
Ana.	5/1	R/N	4-6	Rapp	D. Wells
Ana.	5/3	R/N	1-3	Valdes	Baldwin
Tex.	5/5	R/D	0-2	Glynn	Biddle
Bal.	6/22	R/N	4-6	Mercedes	D. Wells
Min.	7/2	H/N	5-7	Lohse	K. Wells
Min.	7/3	H/N	3-5	Radtke	Lowe
Cle.	7/23	R/N	0-2	Sabathia	Buehrle
Cle.	7/25	R/N	5-7	Westbrook	Biddle
T.B.	8/5	H/D	4-6	Zambrano (R)	Howry (R)
Det.	8/30	R/N	1-3	Cornejo	Buehrle
Min.	9/25	H/N	2-4	Mays	Glover
N.Y.	10/2	R/N	4-6	Lilly	Wright

EXTRA-INNING GAMES

Victories (7)

Opp.	Date	H/R	Score	Winning Pitcher	Losing Pitcher
Oak.	4/25	H/N	2-1 (11)	Foulke (R)	Bradford (R)
Sea.	4/29	H/D	2-1 (14)	Glover (R)	Franklin (R)
Tex.	5/11	H/N	6-5 (10)	Howry (R)	Venafro (R)
Det.	5/27	R/N	3-2 (11)	Barcelo (R)	Patterson (R)
Det.	6/3	H/D	9-6 (10)	Howry (R)	Jones (R)
Cubs	6/8	H/N	7-3 (10)	Foulke (R)	Duncan (R)
K.C.	9/22	H/N	5-4 (10)	Foulke (R)	Stein (R)

Defeats (4)

Opp.	Date	H/R	Score	Winning Pitcher	Losing Pitcher
Det.	4/6	H/D	9-10 (10)	Patterson (R)	Foulke (R)
Ana.	5/10	H/N	6-7 (10)	Percival (R)	Foulke (R)
Cubs	6/9	H/D	3-4 (10)	Van Poppel (R)	Foulke (R)
K.C.	7/31	H/N	1-2 (10)	Byrd	Foulke (R)

LOW-HIT GAMES

One-Hitter (1)

Opp.	Date	H/R	Score	Pitcher	IP	H	ER	BB	SO
T.B.	8/3	H/N	4-0	Buehrle, W	9.0	1	0	0	3

Three-Hitters (2)

Opp.	Date	H/R	Score	Pitcher	IP	H	ER	BB	SO
Det.	5/26	R/D	8-0	Buehrle, W	9.0	3	0	1	6
Bal.	6/21	R/N	6-0	K. Wells, W Glover	8.0	3	0	0	6
					1.0	0	0	0	0

Four-Hitters (4)

Opp.	Date	H/R	Score	Pitcher	IP	H	ER	BB	SO
Det.	5/27	R/N	3-2 (11)	Biddle	6.1	3	1	2	1
				Howry, BS	1.0	1	1	1	0
				Wunsch	0.1	0	0	0	0

SHUTOUTS

Opp.	Date	H/R	Score	Pitcher	IP	H	ER	BB	SO
Ana.	5/8	H/N	2-0	Baldwin	9.0	9	0	1	2
Det.	5/26	R/D	8-0	Buehrle	9.0	3	0	1	6
Det.	6/1	H/N	3-0	Buehrle, W Howry, H Foulke, SV	7.2 0.1 1.0	4 0 0	0 0 0	3 0 1	6 0 1
Cin.	6/12	H/N	5-0	D. Wells, W Lowe	7.0 2.0	7 2	0 0	2 0	6 1
Bal.	6/21	R/N	6-0	K. Wells, W Glover	8.0 1.0	3 0	0 0	0 0	6 0
T.B.	8/3	H/N	4-0	Buehrle	9.0	1	0	0	3
Det.	9/4-2	H/N	4-0	Lowe, W Embree K. Wells Howry Foulke	5.0 1.2 0.1 1.0 1.0	2 1 1 0 0	0 0 0 0 0	1 0 0 0 0	3 1 0 0 0

Foulke	1.0	0	0	0	0
Barcelo, W	1.1	0	0	1	1
Lowe, SV	1.0	0	0	0	0

Det.	6/1	H/N	3-0	Buehrle, W Howry, H Foulke, SV	7.2 0.1 1.0	4 0 0	0 0 0	3 0 1	5 3 1
------	-----	-----	-----	--------------------------------------	-------------------	-------------	-------------	-------------	-------------

Pit.	7/7	H/N	4-1	K. Wells, W Foulke, SV	8.1 0.2	4 0	0 0	2 1	6 2
------	-----	-----	-----	---------------------------	------------	--------	--------	--------	--------

Cubs	7/14	R/D	3-1	Lowe, W Glover, H Foulke, SV	7.0 1.0 1.0	3 1 0	1 0 0	1 0 0	4 0 1
------	------	-----	-----	------------------------------------	-------------------	-------------	-------------	-------------	-------------

Ana.	8/8	R/N	15-1	Buehrle, W	9.0	4	1	1	1
------	-----	-----	------	------------	-----	---	---	---	---

Det.	9/4-1	H/D	10-1	Buehrle, W Fogg	8.0 1.0	4 0	1 0	1 0	2 1
------	-------	-----	------	--------------------	------------	--------	--------	--------	--------

Det.	9/4-1	H/N	4-0	Lowe, W Embree K. Wells Howry Foulke	5.0 1.2 0.1 1.0 1.0	2 1 1 0 0	0 0 0 0 0	1 0 0 0 0	3 1 0 0 0
------	-------	-----	-----	--------------------------------------------------	---------------------------------	-----------------------	-----------------------	-----------------------	-----------------------

COMPLETE GAMES

Opp.	Date	H/R	Score	Pitcher	IP	H	ER	BB	SO
Det.	4/19	R/N	3-1	D. Wells, W	9.0	8	1	0	6
Min.	4/20	H/N	1-4	Parque, L	9.0	7	4	1	6
Ana.	5/8	H/N	2-0	Baldwin, W	9.0	9	0	1	2
Oak.	5/19	R/D	3-4	Baldwin, L	8.0	5	3	3	0
Det.	5/26	R/D	8-0	Buehrle, W	9.0	3	0	1	6
T.B.	8/4	H/N	4-0	Buehrle, W	9.0	1	0	0	3
Ana.	8/8	R/N	15-1	Buehrle, W	9.0	4	1	1	1
Det.	8/30	R/N	1-3	Buehrle, W	8.0	6	3	0	2

EJECTIONS

Date	Opp	Player/Coach	Umpire	Reason
4/27	Sea.	Konerko	Craft	Balls and strikes
5/5	Tex.	Ordonez	Kulpa	Balls and strikes
6/10	Cubs	Manuel	Wendelstedt	Reversed call
7/23	Cle.	Valentin	Barrett	Balls and strikes
8/19	Oak.	Manuel	Fichter	Balls and strikes
9/18	N.Y.	Pettis	Winters	Foul ball call
9/18	N.Y.	Durham	Winters	Foul ball call

FEBRUARY

- 18 Extended the contract of manager **Jerry Manuel** through the 2004 season with a club option for 2005

MARCH

- 2 Agreed to terms on 2001 contracts with RHP **Lorenzo Barcelo**, RHP **Rocky Biddle**, LHP **Mark Buehrle**, OF **McKay Christensen**, INF **Joe Crede**, INF **Jason Dellaero**, RHP **Matt DeWitt**, RHP **Josh Fogg**, INF **Amaury Garcia**, RHP **Jon Garland**, RHP **Matt Ginter**, RHP **Gary Glover**, C **Mark Johnson**, OF **Carlos Lee**, INF/OF **Jeff Liefer**, RHP **Sean Lowe**, C **Josh Paul**, OF **Julio Ramirez**, OF **Aaron Rowand**, OF **Chris Singleton**, LHP **Ken Vining**, RHP **Kip Wells** and LHP **Kelly Wunsch**
- 6 Reassigned OF **Chris Ashby**, C **Tony Garcia**, INF **Tim Hummel**, RHP **Gary Majewski** and RHP **Brian West** to minor-league camp
- 7 Reassigned LHP **Dan Mozingo** to minor-league camp
- 14 Reassigned OF **Joe Borchard**, RHP **Archie Corbin**, RHP **Jon Rauch**, LHP **Steve Sinclair** and RHP **Dan Wright** to minor-league camp; optioned OF **Aaron Rowand**, RHP **Josh Fogg**, and LHP **Ken Vining** to Class AAA Charlotte
- 16 Outrighted INF **Amaury Garcia** to Class AAA Charlotte
- 18 Acquired RHP **Antonio Osuna** and LHP **Carlos Ortega** from Los Angeles in exchange for RHP **Gary Majewski**, RHP **Orlando Rodriguez** and RHP **Andre Simpson**
- 19 Acquired RHP **Mike Rupp** from Boston as the player be named later for LHP **Jesus Pena**, who was sent to the Red Sox on September 20, 2000
- 20 Acquired RHP **Mike Williams** from Toronto in exchange for RHP **Matt DeWitt**; optioned INF **Jason Dellaero** to Class AAA Charlotte and reassigned C **Miguel Olivo** to minor-league camp
- 27 Optioned RHP **Matt Ginter**, C **Mark Johnson**, 3B **Joe Crede** and OF **McKay Christensen** to Class AAA Charlotte; reassigned C **Mark Dalesandro** to minor-league camp; placed RHP **James Baldwin** and RHP **Bill Simas** on the 15-day disabled list (retroactive to March 23)
- 28 Optioned RHP **Lorenzo Barcelo** and RHP **Jon Garland** to Class AAA Charlotte
- 30 Optioned RHP **Kip Wells** and OF/INF **Jeff Liefer** to Class AAA Charlotte; agreed to terms on a two-year contract extension with a club option for 2004 with RHP **Antonio Osuna**

APRIL

- 1 Purchased the contract of DH **Harold Baines**

OPENING DAY ROSTER (April 2 at Cleveland)

Pitchers (11) Rocky Biddle, Mark Buehrle, Cal Eldred, Keith Foulke, Gary Glover, Bob Howry, Sean Lowe, Antonio Osuna, Jim Parque, David Wells, Kelly Wunsch

Catchers (2) Sandy Alomar, Josh Paul

Infielders (8) Harold Baines, Royce Clayton, Ray Durham, Tony Grafanino, Paul Konerko, Herbert Perry, Frank Thomas, Jose Valentin

Outfielders (4) .. Carlos Lee, Magglio Ordonez, Julio Ramirez, Chris Singleton

15-day disabled list — James Baldwin and Bill Simas

- 12 Placed RHP **Cal Eldred** on the 15-day disabled list with pain in his right elbow ... recalled RHP **Lorenzo Barcelo** from Class AAA Charlotte, effective 4/13
- 21 Reinstated RHP **James Baldwin** from the 15-day disabled list ... placed RHP **Antonio Osuna** on the 15-day disabled list (retroactive to 4/12) with inflammation in his right shoulder
- 27 Optioned RHP **Sean Lowe** to Class AAA Charlotte
- 28 Recalled RHP **Kip Wells** from Class AAA Charlotte

MAY

- 1 Recalled RHP **Jon Garland** from Class AAA Charlotte, effective 5/2 ... placed LHP **Jim Parque** on the 15-day disabled list (retroactive to 4/27) with inflammation in his left shoulder
- 8 Announced RHP **Antonio Osuna** will miss remainder of season after undergoing surgery to repair torn labrum in his right shoulder
- 10 Placed 1B **Frank Thomas** on the 15-day disabled list with a torn right triceps ... recalled INF **Jeff Liefer** from Class AAA Charlotte
- 13 Optioned RHP **Gary Glover** to Class AAA Charlotte
- 15 Recalled RHP **Sean Lowe** from Class AAA Charlotte
- 19 Replaced hitting coach **Von Joshua** with **Gary Ward**, former Class AAA Charlotte hitting coach
- 21 Recalled LHP **Ken Vining** from Class AAA Charlotte ... optioned OF **Julio Ramirez** to Charlotte

JUNE

- 5 Recalled RHP **Matt Ginter** from Class AAA Charlotte ... placed RHP **Lorenzo Barcelo** on the 15-day disabled list (retroactive to 6/4) with inflammation in his right shoulder
- 6 Announced RHP **Lorenzo Barcelo** would undergo season-ending surgery on his right shoulder on 6/7 at Palos Community Hospital
- 8 Placed INF/OF **Jose Valentin** (sore right hamstring) and 3B **Herbert Perry** (sore left Achilles tendon) on the 15-day disabled list ... recalled OF **McKay Christensen** and 3B **Joe Crede** from Class AAA Charlotte
- 14 Placed DH **Harold Baines** on the 15-day disabled list with a strained left hip flexor ... recalled OF **Aaron Rowand** from Class AAA Charlotte
- 16 Recalled RHP **Gary Glover** from Class AAA Charlotte ... optioned RHP **Matt Ginter** to Class AAA Charlotte
- 18 Placed LHP **Kelly Wunsch** on the 15-day disabled list with a torn left rotator cuff
- 19 Recalled C **Mark Johnson** from Class AAA Charlotte
- 20 Agreed to terms on a 2001 contract with DH **Jose Canseco** ... optioned OF **Aaron Rowand** to Class AAA Charlotte.
- 22 Reinstated 3B **Herbert Perry** from the 15-day disabled list ... optioned 3B **Joe Crede** to Class AAA Charlotte
- 24 Reinstated INF **Jose Valentin** from the 15-day disabled list ... optioned OF **McKay Christensen** to Class AAA Charlotte
- 29 Acquired LHP **Alan Embree** with cash considerations from San Francisco in exchange for RHP **Derek Hasselhoff**
- 30 Optioned C **Josh Paul** to Class AAA Charlotte

JULY

- Placed LHP **David Wells** on the 15-day disabled list with a strained lower back ... recalled RHP **Matt Ginter** from Class AAA Charlotte
- Optioned LHP **Ken Vining** to Class AAA Charlotte ... recalled OF **Aaron Rowand** from Class AAA Charlotte
- Acquired RHP **Wade Parrish** from Los Angeles in exchange for OF **McKay Christensen**
- Announced that LHP **David Wells** will undergo season-ending back surgery on July 18
- Acquired LHP **Onan Masaoka**, RHP **Gary Majewski** and OF **Jeff Barry** from Los Angeles in exchange for RHP **James Baldwin** and cash considerations ... recalled RHP **Josh Fogg** from Class AAA Charlotte and optioned him back to Charlotte following game at Cleveland
- Purchased the contract of RHP **Dan Wright** from Class AA Birmingham
- Agreed to terms on a three-year contract extension with OF **Magglio Ordonez** through 2004 and a two-year extension with RHP **Bob Howry** with a club option for 2004

AUGUST

- Placed C **Sandy Alomar** on the 15-day disabled list with a sore right knee ... transferred RHP **Cal Eldred** from the 15-day to 60-day disabled list and purchased the contract of C **Mark Dalesandro** from Class AAA Charlotte
- Recalled C **Josh Paul** from Class AAA Charlotte ... optioned C **Mark Dalesandro** to Class AAA Charlotte
- Claimed LHP **Bill Pulsipher** off waivers from Boston ... transferred LHP **Jim Parque** from the 15-day to 60-day disabled list
- Optioned RHP **Matt Ginter** to Class AAA Charlotte

SEPTEMBER

- Announced DH **Harold Baines** will make a two-game rehabilitation assignment at Class AAA Charlotte beginning on 9/2
- Recalled RHP **Josh Fogg** from Class AAA Charlotte
- Recalled 3B **Joe Crede** and RHP **Matt Ginter** from Class AAA Charlotte
- Recalled DH **Harold Baines** from his rehabilitation assignment at Class AAA Charlotte and reinstated him from the 15-day disabled list
- Reinstated C **Sandy Alomar** from the 15-day disabled list
- Placed RHP **Rocky Biddle** on the 15-day disabled list with inflammation in his right shoulder

OCTOBER

- Outrighted the contracts of C **Mark Dalesandro**, LHP **Bill Pulsipher** and LHP **Ken Vining** ... reinstated RHP **Lorenzo Barcelo**, RHP **Rocky Biddle**, RHP **Antonio Osuna**, LHP **David Wells**, LHP **Kelly Wunsch** and DH/1B **Frank Thomas** from the 15-day disabled list
- Announced LHP **Bill Pulsipher** exercised his right to become a free agent
- Placed RHP **Rocky Biddle** on the 15-day disabled list with inflammation in his right shoulder

NOVEMBER

- Declined to exercise club options for the 2002 seasons on RHP **Cal Eldred**, LHP **Alan Embree** and LHP **David Wells** ... all three pitchers are eligible to become free agents
- Claimed RHP **Ryan Kohlmeier** off waivers from Baltimore
- Claimed OF **Brian Simmons** off waivers from Toronto ... designated INF **Herbert Perry** and OF **Julio Ramirez** for assignment ... purchased the contracts of RHP **Edwin Almonte**, RHP **Matt Guerrier**, RHP **Kyle Kane**, RHP **Jon Rauch** and RHP **Mitch Wylie** and C **Miguel Olivo**
- Traded INF **Herbert Perry** to Texas in exchange for a player to be named later

DECEMBER

- Agreed to terms on a two-year contract with RHP **Keith Foulke**
- Acquired RHP **Todd Ritchie** and C **Lee Evans** from Pitts-burgh in exchange for RHP **Josh Fogg**, RHP **Sean Lowe** and RHP **Kip Wells** ... selected OF **Alex Fernandez** and RHP **Denny Wagner** in the Rule 5 Draft ... promoted **Gary Pellant** to Professional Scouting Coordinator, hired **Rick Ingalls** as a Professional Scout, promoted **Nathan Durst** to Midwest Supervisor, **John Tumminia** to Northeast Supervisor, **Larry Grefer** to Southeast Supervisor and **Paul Provas** to Gulf Coast Supervisor, hired **Nick Hostetter** to scout Georgia and promoted **Adam Virchis** from part-time to full-time scout in Northern California
- Acquired LHP **Corey Lee** from Texas as the player to be named later in the trade that sent INF **Herbert Perry** to Texas on 11/27 ... hired **Keith Staab** as a full-time amateur scout in Texas
- Agreed to terms on a two-year contract with INF **Tony Graffanino**

JANUARY

- Agreed to terms on a two-year contract with OF **Carlos Lee** and a one-year contract with OF **Chris Singleton** ... claimed LHP **Thomas Jacquez** off waivers from Philadelphia
- Invited the following to spring training as non-roster players: INF **Justin Baughman**, OF **Joe Borchart**, C **Mark Dalesandro**, C **Lee Evans**, INF **Tim Hummel**, RHP **Gary Majewski**, LHP **Corwin Malone**, LHP **Arnaldo Munoz**, LHP **Mike Porzio**, C **Humberto Quintero**, OF **Julio Ramirez**, LHP **Dennis Ulacia**, OF **Mario Valenzuela** and RHP **Brian West**
- Acquired OF/INF **Willie Harris** from Baltimore in exchange for OF **Chris Singleton**

FEBRUARY

- Agreed to terms on a one-year contract with OF **Kenny Lofton**

MISCELLANEOUS STATISTICS

Final Record	83-79
Final Streak	Lost 2
Final Homestand	6-3
Final Trip	3-6
Last 10 Games	4-6
Series Record	26-2-4
Series First Game	23-29
First/Second Half	41-44/42-35
Home/Road	46-35/37-44
Day/Night	26-23/57-56
Grass/Turf	78-69/5-10
vs. AL East	16-16
vs. AL Central	42-34
vs. AL West	13-23
vs. NL Central	12-6
vs. RHP/LHP	66-61/17-18
vs. RHS/LHS	66-61/17-18

Comeback Wins	30
W-L Last At-Bat	16-11
Extra innings	7-4
Ahead after 6/7/8	65-10/71-8/72-2
Behind after 6/7/8	9-62/6-65/4-70
Tied after 6/7/8	9-7/6-6/7-7
Sox/opp. HR	70-47/50-58
Sox/opp. HR w/men-on	46-19/19-38
Sox/opp. multiHR	40-18/19-29
Sox/opp. score first	56-32/27-47
Sox/opp. score 4+	70-30/33-68
Sox/opp. score 3 or less	13-49/50-11
Sox/opp. outhit opp.	53-15/22-59
Sox/opp. 10+ hits	44-18/26-42
April/May/June	8-15/12-15/18-9
July/August/Sept.-Oct.	13-14/17-12/15-14
Average time of game	2:54

Runs By Inning

Inn	Sox	Opp
1	93	108
2	106	87
3	96	102
4	91	84
5	93	71
6	88	96
7	95	91
8	69	102
9	55	50
X	12	4
Tot.	798	795

Stats By Position

Pos.	HR	RBI
C	19	86
1B	33	130
2B	17	79
3B	18	97
SS	26	95
LF	25	95
CF	11	75
RF	32	137
DH	32	116
PH	3	16
Tot.	216	926

Stats By Order

No.	HR	RBI
C	12	57
1B	35	106
2B	20	69
3B	24	82
SS	19	80
LF	30	85
CF	13	74
RF	34	116
DH	26	91
PH	1	10
Tot.	214	770

Margin Of Victory

No.	Total	Home	Road
1R	22-22	14-8	8-14
2R	17-16	10-8	7-8
3R	17-10	10-5	7-5
4R	7-10	3-4	4-6
5R	7-7	2-3	5-4
6R	4-2	1-0	3-2
7R	3-6	3-2	0-4
8R	3-2	1-2	2-0
9R	2-1	2-0	0-1
10+	1-3	0-3	1-0
Tot.	83-79	46-35	37-44

White Sox vs. AL Central

	Home		Road		Total	
	W	L	W	L	W	L
Cleveland	5	4	5	5	10	9
Detroit	6	4	7	2	13	6
Kansas City	7	2	7	3	14	5
Minnesota	3	7	2	7	5	14
Totals	21	17	21	17	42	34

White Sox vs. AL West

	Home		Road		Total	
	W	L	W	L	W	L
Anaheim	2	1	1	5	3	6
Oakland	1	5	0	3	1	8
Seattle	1	2	1	5	2	7
Texas	5	1	2	1	7	2
Totals	9	9	4	14	13	23

White Sox vs. AL East

	Home		Road		Total	
	W	L	W	L	W	L
Baltimore	1	2	3	1	4	3
Boston	2	1	1	2	3	3
New York	1	2	0	3	1	5
Tampa Bay	3	1	2	1	5	2
Toronto	2	1	1	2	3	3
Totals	9	7	7	9	16	16

White Sox vs. NL Central

	Home		Road		Total	
	W	L	W	L	W	L
Chicago	2	1	2	1	4	2
Cincinnati	3	0	0	0	3	0
Milwaukee	0	0	3	0	3	0
Pittsburgh	2	1	0	0	2	1
St. Louis	0	0	0	3	0	3
Totals	7	2	5	4	12	6

WHITE SOX STATISTICS

Final Statistics

BATTER	AVG	G	AB	R	H	TB	2B	3B	HR	RBI	SH	SF	HP	BB	SO	SB	CS	DP	E
Alomar Jr, S.	.245	70	220	17	54	76	8	1	4	21	3	2	2	12	17	1	2	6	4
Baines, H.	.131	32	84	3	11	12	1	0	0	6	0	2	0	8	16	0	0	2	0
Canseco, J.	.258	76	256	46	66	122	8	0	16	49	0	4	1	45	75	2	1	4	0
Christensen, M.	.250	2	4	0	1	1	0	0	0	0	0	0	1	0	2	0	0	0	0
Clayton, R.	.263	135	433	62	114	170	21	4	9	60	9	7	3	33	72	10	7	16	7
Crede, J.	.220	17	50	1	11	14	1	1	0	7	0	1	1	3	11	1	0	1	0
Dalesandro, M.	.000	1	0	0	0	0	0	0	0	0	0	0	0	0	0	0	0	0	0
Durham, R.	.267	152	611	104	163	285	42	10	20	65	6	6	4	64	110	23	10	10	10
RIGHT	.257		152		39	73	8	4	6	19	1	3	3	16	33			3	
LEFT	.270		459		124	212	34	6	14	46	5	3	1	48	77			7	
Graffanino, T.	.303	74	145	23	44	59	9	0	2	15	4	3	1	16	29	4	1	4	7
Johnson, M.	.249	61	173	21	43	66	6	1	5	18	10	3	2	23	31	2	1	5	3
Konerko, P.	.282	156	582	92	164	295	35	0	32	99	0	5	9	54	89	1	0	17	8
Lee, C.	.269	150	558	75	150	261	33	3	24	84	1	2	6	38	85	17	7	15	8
Liefer, J.	.256	83	254	36	65	132	13	0	18	39	1	2	2	20	69	0	1	6	7
Ordonez, M.	.305	160	593	97	181	316	40	1	31	113	0	3	5	70	70	25	7	14	5
Paul, J.	.266	57	139	20	37	57	11	0	3	18	1	1	0	13	25	6	2	3	6
Perry, H.	.256	92	285	38	73	117	21	1	7	32	0	1	7	23	55	2	2	11	10
Ramirez, J.	.081	13	37	2	3	3	0	0	0	1	0	0	0	2	15	2	0	0	1
Rowand, A.	.293	63	123	21	36	53	5	0	4	20	5	1	4	15	28	5	1	2	1
Singleton, C.	.298	140	392	57	117	169	21	5	7	45	14	4	1	20	61	12	11	5	3
Thomas, F.	.221	20	68	8	15	30	3	0	4	10	0	1	0	10	12	0	0	0	1
Valentin, J.	.258	124	438	74	113	223	22	2	28	68	8	3	3	50	114	9	6	7	22
RIGHT	.203		64		13	25	3	0	3	7	1	0	0	8	15			1	
LEFT	.267		374		100	198	19	2	25	61	7	3	3	42	99			6	
PITCHERS	.118	162	17	1	2	2	0	0	0	1	0	0	0	1	11	1	0	0	15
CHICAGO	.268	162	5464	798	1463	2463	300	29	214	770	63	51	52	520	998	123	59	128	118
OPPONENTS	.266	162	5508	795	1465	2351	289	27	181	758	48	56	88	500	921	107	40	130	107
DH	.244	162	561	75	137	231	16	0	26	91	0	8	3	78	130	6	2	11	0
PITCHER	ERA	W	L	G	GS	CG	SHO	SV	IP	AB	H	R	ER	HR	HB	BB	SO	WP	AVG
Baldwin, J.	4.61	7	5	17	16	2	1	0	95.2	381	109	56	49	15	4	38	42	4	.286
Barcelo, L.	4.71	1	0	17	0	0	0	0	21.0	85	24	13	11	1	1	8	15	1	.282
Biddle, R.	5.39	7	8	30	21	0	0	0	128.2	504	137	87	77	16	8	52	85	6	.272
Buehrle, M.	3.29	16	8	32	32	4	2	0	221.1	816	188	89	81	24	8	48	126	1	.230
Eldred, C.	13.50	0	1	2	2	0	0	0	6.0	28	12	9	9	1	3	3	6	0	.429
Embree, A.	5.03	1	2	39	0	0	0	0	34.0	128	31	21	19	7	1	7	34	2	.242
Fogg, J.	2.03	0	0	11	0	0	0	0	13.1	48	10	3	3	0	1	3	17	0	.208
Foulke, K.	2.33	4	9	72	0	0	0	42	81.0	287	57	21	21	3	8	22	75	1	.199
Garland, J.	3.69	6	7	35	16	0	0	0	117.0	444	123	59	48	16	4	55	61	3	.277
Ginter, M.	5.22	1	0	20	0	0	0	0	39.2	143	34	23	23	2	7	14	24	2	.238
Glover, G.	4.93	5	5	46	11	0	0	0	100.1	389	98	61	55	16	4	32	63	4	.252
Howry, B.	4.69	4	5	69	0	0	0	5	78.2	305	85	41	41	11	4	30	64	6	.279
Lowe, S.	3.61	9	4	45	11	0	0	3	127.0	480	123	55	51	12	7	32	71	6	.256
Osuna, A.	20.77	0	0	4	0	0	0	0	4.1	19	8	10	10	3	1	2	6	0	.421
Parque, J.	8.04	0	3	5	5	1	0	0	28.0	117	36	26	25	7	2	10	15	0	.308
Pulsipher, B.	7.88	0	0	14	0	0	0	0	8.0	35	11	8	7	2	1	7	4	0	.314
Vining, K.	17.55	0	0	8	0	0	2	0	6.2	34	15	14	13	3	1	7	3	0	.441
Wells, D.	4.47	5	7	16	16	1	0	0	100.2	404	120	55	50	12	3	21	59	2	.297
Wells, K.	4.79	10	11	40	20	0	0	0	133.1	516	145	80	71	14	12	61	99	14	.281
Wright, D.	5.70	5	3	13	12	0	0	0	66.1	260	78	45	42	12	2	39	36	5	.300
Wunsch, K.	7.66	2	1	33	0	0	0	0	22.1	85	21	19	19	4	6	9	16	0	.247
CHICAGO	4.55	83	79	162	162	8	7	51	1433.1	5508	1465	795	725	181	88	500	921	57	.266
OPPONENTS	4.65	79	83	162	162	6	4	46	1433.0	5464	1463	798	741	214	52	520	998	45	.268

White Sox At Home

BATTER	AVG	G	AB	R	H	TB	2B	3B	HR	RBI	SH	SF	HP	BB	SO	SB	CS	DP	E
Alomar Jr, S.	.313	36	112	9	35	43	5	0	1	10	1	1	1	6	10	1	1	3	3
Baines, H.	.150	17	40	1	6	7	1	0	0	3	0	0	0	3	9	0	0	0	0
Canseco, J.	.264	40	129	25	34	65	4	0	9	24	0	2	1	27	42	2	1	2	0
Christensen, M.	.333	5	3	0	1	1	0	0	0	0	0	0	1	0	2	0	0	0	0
Clayton, R.	.317	69	218	39	69	99	8	2	6	37	5	4	2	18	36	6	4	9	2
Creda, J.	.269	10	26	1	7	7	0	0	0	4	0	1	1	1	5	1	0	1	0
Durham, R.	.246	75	284	54	70	125	18	5	9	26	4	3	1	42	54	12	4	5	4
Graffanino, T.	.247	35	77	12	19	28	6	0	1	8	2	2	1	8	22	2	0	1	3
Johnson, M.	.247	28	85	11	21	30	3	0	2	9	6	0	1	14	17	2	0	2	2
Konerko, P.	.298	77	289	46	86	160	17	0	19	56	0	2	3	29	41	1	0	7	5
Lee, C.	.258	75	271	39	70	124	14	2	12	41	0	1	4	23	37	6	3	7	3
Liefer, J.	.271	42	133	18	36	74	8	0	10	23	1	0	1	7	36	0	1	5	3
Ordonez, M.	.262	80	301	49	79	148	16	1	17	60	0	1	4	31	38	7	4	7	2
Paul, J.	.277	30	65	9	18	23	5	0	0	6	1	1	0	10	8	5	1	0	3
Perry, H.	.238	43	147	21	35	61	11	0	5	20	0	1	4	10	27	1	0	5	5
Ramirez, J.	.111	11	18	0	2	2	0	0	0	1	0	0	0	1	7	1	0	0	0
Rowand, A.	.294	29	68	12	20	31	2	0	3	15	2	1	3	10	15	2	1	1	1
Singleton, C.	.316	69	187	32	59	87	12	2	4	21	6	1	0	9	24	10	6	2	1
Thomas, F.	.200	13	45	3	9	16	1	0	2	6	0	1	0	5	7	0	0	0	1
Valentin, J.	.266	59	207	33	55	110	11	1	14	35	3	0	3	27	49	4	2	6	11
PITCHERS	.000	81	0	0	0	0	0	0	0	0	0	0	0	0	0	0	0	0	10
TOTALS	.270	81	2705	414	731	1241	142	13	114	405	31	22	31	281	486	63	28	63	59

PITCHER	ERA	W	L	G	GS	CG	SHO	SV	IP	AB	H	R	ER	HR	HB	BB	SO	WP	AVG
Baldwin, J.	4.08	5	2	11	10	1	1	0	64.0	247	67	32	29	8	2	21	26	3	.271
Barcelo, L.	4.66	0	0	7	0	0	0	0	9.2	41	11	7	5	0	0	3	9	0	.268
Biddle, R.	5.77	3	4	16	11	0	0	0	68.2	273	76	47	44	9	4	28	54	5	.278
Buehrle, M.	3.43	7	5	16	16	1	1	0	112.2	408	92	49	43	14	6	26	63	0	.225
Eldred, C.	4.50	0	0	1	1	0	0	0	2.0	8	3	1	1	0	0	0	3	0	.375
Embree, A.	6.00	0	0	20	0	0	0	0	21.0	86	26	14	14	6	0	4	22	2	.302
Fogg, J.	2.70	0	0	7	0	0	0	0	6.2	26	6	2	2	0	1	1	9	0	.231
Foulke, K.	1.24	4	5	37	0	0	0	23	43.2	148	26	6	6	1	4	12	41	0	.176
Garland, J.	4.28	3	3	18	8	0	0	0	54.2	204	59	32	26	10	0	28	28	2	.289
Ginter, M.	4.50	0	0	11	0	0	0	0	20.0	73	18	10	10	1	5	6	11	2	.247
Glover, G.	5.08	2	4	23	4	0	0	0	51.1	197	48	32	29	10	3	13	27	1	.244
Howry, B.	4.89	4	3	38	0	0	0	3	46.0	178	50	25	25	6	1	18	39	4	.281
Lowe, S.	4.26	5	2	22	6	0	0	1	61.1	242	70	31	29	8	2	14	27	3	.289
Osuna, A.	30.86	0	0	3	0	0	0	0	2.1	12	5	8	8	2	1	2	4	0	.417
Parque, J.	8.59	0	2	4	4	1	0	0	22.0	91	28	22	21	7	2	5	11	0	.308
Pulsipher, B.	7.36	0	0	8	0	0	0	0	3.2	15	4	3	3	1	0	5	1	0	.267
Vining, K.	24.30	0	0	4	0	0	0	0	3.1	20	11	9	9	1	1	6	2	0	.550
Wells, D.	3.49	2	1	6	6	0	0	0	38.2	147	44	16	15	7	0	11	26	0	.299
Wells, K.	3.63	5	3	17	8	0	0	0	57.0	218	54	28	23	6	3	26	39	8	.248
Wright, D.	5.03	4	1	7	7	0	0	0	39.1	149	42	25	22	8	2	25	23	4	.282
Wunsch, K.	3.38	2	0	19	0	0	0	0	16.0	58	10	6	6	1	4	2	10	0	.172
TOTALS	4.48	46	35	81	81	3	5	27	744.0	2841	750	405	370	106	41	256	475	34	.264

Comeback

After falling a season-high 15 games below .500 (14-29) on May 23, 2001, the White Sox won 22 of their next 29 games to even their record at 36-36. According to the Elias Sports Bureau, the Sox became the first team since the 1991 Milwaukee Brewers to reach .500 after being 15 games under at any point in the season. Chicago went 42-35 in the second half, tied with Cleveland for the fourth-best record in the AL.

White Sox On The Road

BATTER	AVG	G	AB	R	H	TB	2B	3B	HR	RBI	SH	SF	HP	BB	SO	SB	CS	DP	E
Alomar Jr, S.	.176	34	108	8	19	33	3	1	3	11	2	1	1	6	7	0	1	3	1
Baines, H.	.114	15	44	2	5	5	0	0	0	3	0	2	0	5	7	0	0	2	0
Canseco, J.	.252	36	127	21	32	57	4	0	7	25	0	2	0	18	33	0	0	2	0
Christensen, M.	.000	2	1	0	0	0	0	0	0	0	0	0	0	0	0	0	0	0	0
Clayton, R.	.209	66	215	23	45	71	13	2	3	23	4	3	1	15	36	4	3	7	5
Crede, J.	.167	7	24	0	4	7	1	1	0	3	0	0	0	2	6	0	0	0	0
Dalesandro, M.	.000	1	0	0	0	0	0	0	0	0	0	0	0	0	0	0	0	0	0
Durham, R.	.284	77	327	50	93	160	24	5	11	39	2	3	3	22	56	11	6	5	6
Graffanino, T.	.368	39	68	11	25	31	3	0	1	7	2	1	0	8	7	2	1	3	4
Johnson, M.	.250	33	88	10	22	36	3	1	3	9	4	3	1	9	14	0	1	3	1
Konerko, P.	.266	79	293	46	78	135	18	0	13	43	0	3	6	25	48	0	0	10	3
Lee, C.	.279	75	287	36	80	137	19	1	12	43	1	1	2	15	48	11	4	8	5
Liefer, J.	.240	41	121	18	29	58	5	0	8	16	0	2	1	13	33	0	0	1	4
Ordonez, M.	.349	80	292	48	102	168	24	0	14	53	0	2	1	39	32	18	3	7	3
Paul, J.	.257	27	74	11	19	34	6	0	3	12	0	0	0	3	17	1	1	3	3
Perry, H.	.275	49	138	17	38	56	10	1	2	12	0	0	3	13	28	1	2	6	5
Ramirez, J.	.053	11	19	2	1	1	0	0	0	0	0	0	0	1	8	1	0	0	1
Rowand, A.	.291	34	55	9	16	22	3	0	1	5	3	0	1	5	13	3	0	1	0
Singleton, C.	.283	71	205	25	58	82	9	3	3	24	8	3	1	11	37	2	5	3	2
Thomas, F.	.261	7	23	5	6	14	2	0	2	4	0	0	0	5	5	0	0	0	0
Valentin, J.	.251	65	231	41	58	113	11	1	14	33	5	3	0	23	65	5	4	1	11
PITCHERS	.105	81	19	1	2	2	0	0	0	0	1	0	0	1	12	1	0	0	5
TOTALS	.265	81	2759	384	732	1222	158	16	100	365	32	29	21	239	512	60	31	65	59

PITCHER	ERA	W	L	G	GS	CG	SHO	SV	IP	AB	H	R	ER	HR	HB	BB	SO	WP	AVG
Baldwin, J.	5.68	2	3	6	6	1	0	0	31.2	134	42	24	20	7	2	17	16	1	.313
Barcelo, L.	4.76	1	0	10	0	0	0	0	11.1	44	13	6	6	1	1	5	6	1	.295
Biddle, R.	4.95	4	4	14	10	0	0	0	60.0	231	61	40	33	7	4	24	31	1	.264
Buehrle, M.	3.15	9	3	16	16	3	1	0	108.2	408	96	40	38	10	2	22	63	1	.235
Eldred, C.	18.00	0	1	1	1	0	0	0	4.0	20	9	8	8	1	3	3	0	0	.450
Embree, A.	3.46	1	2	19	0	0	0	0	13.0	42	5	7	5	1	1	3	12	0	.119
Fogg, J.	1.35	0	0	4	0	0	0	0	6.2	22	4	1	1	0	0	2	8	0	.182
Foulke, K.	3.62	0	4	35	0	0	0	19	37.1	139	31	15	15	2	4	10	34	1	.223
Garland, J.	3.18	3	4	17	8	0	0	1	62.1	240	64	27	22	6	4	27	33	1	.267
Ginter, M.	5.95	1	0	9	0	0	0	0	19.2	70	16	13	13	1	2	8	13	0	.229
Glover, G.	4.78	3	1	23	7	0	0	0	49.0	192	50	29	26	6	1	19	36	3	.260
Howry, B.	4.41	0	2	31	0	0	0	2	32.2	127	35	16	16	5	3	12	25	2	.276
Lowe, S.	3.02	4	2	23	5	0	0	2	65.2	238	53	24	22	4	5	18	44	3	.223
Osuna, A.	9.00	0	0	1	0	0	0	0	2.0	7	3	2	2	1	0	0	2	0	.429
Parque, J.	6.00	0	1	1	1	0	0	0	6.0	26	8	4	4	0	0	5	4	0	.308
Pulsipher, B.	8.31	0	0	6	0	0	0	0	4.1	20	7	5	4	1	1	2	3	0	.350
Vining, K.	10.80	0	0	4	0	0	0	0	3.1	14	4	5	4	2	0	1	1	0	.286
Wells, D.	5.08	3	6	10	10	1	0	0	62.0	257	76	39	35	5	3	10	33	2	.296
Wells, K.	5.66	5	8	23	12	0	0	0	76.1	298	91	52	48	8	9	35	60	6	.305
Wright, D.	6.67	1	2	6	5	0	0	0	27.0	111	36	20	20	4	0	14	13	1	.324
Wunsch, K.	18.47	0	1	14	0	0	0	0	6.1	27	11	13	13	3	2	7	6	0	.407
TOTALS	4.63	37	44	81	81	5	2	24	689.1	2667	715	390	355	75	47	244	446	23	.268

O-E-O Magglio

Outfielder Magglio Ordonez in 2001 became the first American League player in history to record a season with a .300 average, 30 home runs, 100 RBI, 40 doubles and 25 stolen bases. Ordonez became just the seventh player in major-league history to accomplish the feat, joining Vladimir Guerrero (2001), Chipper Jones (1999), Barry Bonds (1998), Larry Walker (1997), Ellis Burks (1996) and Willie Mays (1959). Ordonez topped 100 RBI for the third straight year, joining Frank Thomas (1991-98) as the only players in club history to accomplish the feat three straight seasons.

White Sox vs. Left-Handers

BATTER	AVG	G	AB	R	H	TB	2B	3B	HR	RBI	SH	SF	HP	BB	SO	SB	CS	DP	E
Alomar Jr, S.	.273	23	44	6	12	18	0	0	2	7	0	0	0	1	4	0	0	1	0
Baines, H.	.000	2	2	0	0	0	0	0	0	0	0	0	0	0	0	0	0	0	0
Cansisco, J.	.273	38	66	18	18	46	1	0	9	22	0	1	0	14	18	1	1	1	0
Clayton, R.	.333	59	102	22	34	54	10	2	2	12	3	0	0	13	19	3	2	1	0
Crede, J.	.333	8	15	0	5	6	0	1	0	3	0	0	0	1	5	0	0	0	0
Durham, R.	.259	77	143	20	37	70	7	4	6	19	1	3	2	14	30	3	2	3	0
Graffanino, T.	.319	34	47	7	15	22	4	0	1	6	2	0	0	8	6	1	0	0	0
Johnson, M.	.179	25	28	2	5	5	0	0	0	1	2	1	0	3	10	0	0	0	0
Konerko, P.	.297	53	111	20	33	59	11	0	5	21	0	2	0	9	14	0	0	4	0
Lee, C.	.243	53	115	16	28	40	6	0	2	12	0	1	0	10	14	4	0	2	0
Liefer, J.	.105	17	19	2	2	3	1	0	0	0	0	0	1	0	10	0	0	0	0
Ordonez, M.	.325	60	117	27	38	83	7	1	12	32	0	1	1	15	17	4	2	4	0
Paul, J.	.209	21	43	5	9	20	5	0	2	12	0	0	0	5	7	1	1	2	0
Perry, H.	.256	43	90	14	23	53	6	1	3	13	0	0	2	8	25	1	0	5	0
Ramirez, J.	.087	9	23	1	2	2	0	0	0	1	0	0	0	2	11	2	0	0	0
Rowand, A.	.309	27	55	9	17	25	2	0	2	8	3	0	0	6	14	0	0	1	0
Singleton, C.	.300	40	40	5	12	18	1	1	1	2	1	0	1	6	10	0	0	0	0
Thomas, F.	.313	7	16	3	5	12	1	0	2	4	0	0	0	3	4	0	0	0	0
Valentin, J.	.203	46	64	9	13	24	3	0	3	7	1	0	0	8	15	0	0	1	0
PITCHERS	.000		2	0	0	0	0	0	0	0	0	0	0	0	1	0	0	0	0
TOTALS	.270		1142	186	308	549	65	10	52	182	13	9	7	126	234	20	8	25	0

PITCHER	AVG	AB	H	HR	HB	BB	SO
Baldwin, J.	.267	206	55	8	1	15	26
Barcelo, L.	.311	45	14	0	0	2	7
Biddle, R.	.270	274	74	9	3	24	43
Buehrle, M.	.208	154	32	5	4	8	35
Eldred, C.	.444	18	8	1	3	3	6
Embree, A.	.180	61	11	2	1	4	20
Fogg, J.	.214	14	3	0	1	1	6
Foulke, K.	.212	156	33	3	1	15	42
Garland, J.	.276	217	60	6	3	30	22
Ginter, M.	.215	65	14	0	2	9	9
Glover, G.	.237	207	49	7	3	20	34
Howry, B.	.306	147	45	6	1	14	30
Lowe, S.	.281	235	66	5	2	16	35
Osuna, A.	.500	8	4	1	0	2	2
Parque, J.	.362	47	17	4	2	3	8
Pulsipher, B.	.318	22	7	2	0	4	3
Vining, K.	.385	13	5	2	0	3	0
Wells, D.	.206	102	21	3	2	7	16
Wells, K.	.267	247	66	7	5	34	46
Wright, D.	.264	140	37	8	0	24	23
Wunsch, K.	.262	42	11	1	3	5	11
TOTALS	.261	2420	632	80	37	243	424

From The Training Room

The White Sox were struck hard by injuries in 2001. By early June, the team had lost pitchers Lorenzo Barcelo, Cal Eldred, Antonio Osuna, Jim Parque and designated hitter/first baseman Frank Thomas for the season. That list later grew when pitchers David Wells and Kelly Wunsch were both also lost for the season. Designated hitter Harold Baines was out from June 14-September 4, catchers Sandy Alomar did not play after August 8, and pitcher Rocky Biddle went onto the disabled list in late September. Simas (2000 offseason), Osuna, Parque, Thomas, Barcelo, Wells, Wunsch, Alomar (twice) and Biddle all underwent surgery. The injury woes reversed a decade-long trend for the White Sox, who from 1991-2000 used the disabled list an average of 359 days per season, second-fewest in baseball behind Minnesota (330 days). The 2001 Sox missed 1,197 games due to injury, using the disabled list 14 times.

White Sox vs. Right-Handers

BATTER	AVG	G	AB	R	H	TB	2B	3B	HR	RBI	SH	SF	HP	BB	SO	SB	CS	DP	E
Alomar Jr, S.	.239	68	176	11	42	58	8	1	2	14	3	2	2	11	13	1	2	5	0
Baines, H.	.134	32	82	3	11	12	1	0	0	6	0	2	0	8	16	0	0	2	0
Canseco, J.	.253	71	190	28	48	76	7	0	7	27	0	3	1	31	57	1	0	3	0
Christensen, M.	.250	7	4	0	1	1	0	0	0	0	0	0	1	0	2	0	0	0	0
Clayton, R.	.242	128	331	40	80	192	11	2	7	48	6	7	3	20	53	7	5	15	0
Crede, J.	.171	13	35	1	6	7	1	0	0	4	0	1	1	2	6	1	0	1	0
Dalesandro, M.	.000	1	0	0	0	0	0	0	0	0	0	0	0	0	0	0	0	0	0
Durham, R.	.269	143	468	84	126	215	35	6	14	46	5	3	2	50	80	20	8	7	0
Graffanino, T.	.296	57	98	16	29	37	5	0	1	9	2	3	1	8	23	3	1	4	0
Johnson, M.	.262	60	145	19	38	61	6	1	5	17	8	2	2	20	21	2	1	5	0
Konerko, P.	.278	152	471	72	131	297	24	0	27	78	0	3	9	45	75	1	0	13	0
Lee, C.	.275	144	443	59	122	221	27	3	22	72	1	1	6	28	71	13	7	13	0
Liefer, J.	.268	82	235	34	63	133	12	0	18	39	1	2	1	20	59	0	1	6	0
Ordonez, M.	.300	154	476	70	143	233	33	0	19	81	0	2	4	55	53	21	5	10	0
Paul, J.	.292	50	96	15	28	37	6	0	1	6	1	1	0	8	18	5	1	1	0
Perry, H.	.256	81	195	24	50	77	15	0	4	19	0	1	5	15	30	1	2	6	0
Ramirez, J.	.071	17	14	1	1	1	0	0	0	0	0	0	0	0	4	0	0	0	0
Rowand, A.	.279	53	68	12	19	28	3	0	2	12	2	1	4	9	14	5	1	1	0
Singleton, C.	.298	138	352	52	105	151	20	4	6	43	13	4	0	14	51	12	11	5	0
Thomas, F.	.192	19	52	5	10	18	2	0	2	6	0	1	0	7	8	0	0	0	0
Valentin, J.	.267	121	374	65	100	198	19	2	25	61	7	3	3	42	99	9	6	6	0
PITCHERS	.118		17	1	2	2	0	0	0	0	1	0	0	1	11	1	0	0	0
TOTALS	.267		4322	612	1155	1914	235	19	162	588	50	42	45	394	764	103	51	103	0

PITCHER	AVG	AB	H	HR	HB	BB	SO
Baldwin, J.	.309	175	54	7	3	23	16
Barcelo, L.	.250	40	10	1	1	6	8
Biddle, R.	.274	230	63	7	5	28	42
Buehrle, M.	.236	662	156	19	4	40	91
Eldred, C.	.400	10	4	0	0	0	0
Embree, A.	.299	67	20	5	0	3	14
Fogg, J.	.206	34	7	0	0	2	11
Foulke, K.	.183	131	24	0	7	7	33
Garland, J.	.278	227	63	10	1	25	39
Ginter, M.	.256	78	20	2	5	5	15
Glover, G.	.269	182	49	9	1	12	29
Howry, B.	.253	158	40	5	3	16	34
Lowe, S.	.233	245	57	7	5	16	36
Osuna, A.	.364	11	4	2	1	0	4
Parque, J.	.271	70	19	3	0	7	7
Pulsipher, B.	.308	13	4	0	1	3	1
Vining, K.	.476	21	10	1	1	4	3
Wells, D.	.328	302	99	9	1	14	43
Wells, K.	.294	269	79	7	7	27	53
Wright, D.	.342	120	41	4	2	15	13
Wunsch, K.	.233	43	10	3	3	4	5
TOTALS	.270	3088	833	101	51	257	497

Stoppers

Keith Foulke's 42 saves in 2001 ranked second in club history behind Bobby Thigpen's 57 in 1990. The White Sox ranked third in the Rolands Relief Man Team Bullpen standings last season with 134 points. Sox relievers were 29-21 with 51 saves, five "tough" saves and 20 blown saves. The pen's 29 wins tied for fourth in the American League, 51 saves were third and 20 blown saves were ninth fewest. The Sox bullpen has improved from 28th in 1998 to 11th in 1999, tied for seventh in 2000 and third in 2001. The 1990 bullpen won the Rolands Team title, the 1993 team was third and the 1997 team finished second.

White Sox Fielding By Position

Pitchers										First Base									
PCT	G-GS	PO	A	E	TC	DP	TP	PCT	G-GS	PO	A	E	TC	DP	TP				
Baldwin, J.	1.000	17-16	7	17	0	24	3	0	Graffanino, T.	1.000	1-0	3	0	0	3	1	0		
Barcelo, L.	1.000	17-0	3	2	0	5	0	0	Konerko, P.	.994	144-144	1276	90	8	1374	120	0		
Biddle, R.	.955	30-21	6	15	1	22	0	0	Perry, H.	1.000	12-4	60	3	0	63	8	0		
Buehrle, M.	.952	32-32	11	49	3	63	5	0	Thomas, F.	.955	3-3	20	1	1	22	2	0		
Eldred, C.	1.000	2-2	0	2	0	2	0	0	Second Base										
Embree, A.	1.000	39-0	2	3	0	5	1	0	PCT	G-GS	PO	A	E	TC	DP	TP			
Fogg, J.	1.000	11-0	1	1	0	2	0	0	Durham, R.	.986	150-148	280	446	10	736	88	0		
Foulke, K.	1.000	72-0	7	11	0	18	0	0	Graffanino, T.	.988	20-14	32	51	1	84	13	0		
Garland, J.	.962	35-16	8	17	1	26	4	0	Third Base										
Ginter, M.	1.000	20-0	3	4	0	7	0	0	PCT	G-GS	PO	A	E	TC	DP	TP			
Glover, G.	.960	46-11	9	15	1	25	0	0	Crede, J.	1.000	15-13	17	18	0	35	3	0		
Howry, B.	1.000	69-0	2	10	0	12	0	0	Graffanino, T.	.923	38-14	16	44	5	65	1	0		
Lowe, S.	1.000	45-11	8	21	0	29	0	0	Liefer, J.	.867	15-14	7	19	4	30	2	0		
Osuna, A.	.000	4-0	0	0	0	0	0	0	Perry, H.	.940	68-64	45	112	10	167	5	0		
Parque, J.	1.000	5-5	2	8	0	10	0	0	Valentin, J.	.926	66-57	49	113	13	175	9	0		
Pulsipher, B.	1.000	14-0	0	3	0	3	0	0	Shortstop										
Vining	1.000	8-0	1	1	0	2	0	0	PCT	G-GS	PO	A	E	TC	DP	TP			
Wells, D.	.778	16-16	4	10	4	18	1	0	Clayton, R.	.988	133-126	196	367	7	570	74	0		
Wells, K.	.903	40-20	9	19	3	31	1	0	Graffanino, T.	.857	4-0	2	4	1	7	2	0		
Wright, D.	.882	13-12	4	11	2	17	1	0	Valentin, J.	.953	43-36	64	118	9	191	34	0		
Wunsch, K.	1.000	33-0	0	5	0	5	0	0	Outfielders										
Catchers										PCT	G-GS	PO	A	E	TC	DP	TP		
Alomar, S.	.990	69-63	367	19	4	390	5	0	Gansecoco, J.	1.000	2-2	1	0	0	1	0	0		
Dalesandro, M.	1.000	1-0	0	0	0	0	0	0	Christensen, M.	1.000	6-1	2	0	0	2	0	0		
Johnson, M.	.992	61-56	326	31	3	360	2	0	Graffanino, T.	1.000	3-0	3	0	0	3	0	0		
Paul, J.	.980	56-43	267	24	6	297	3	0	Lee, C.	.969	130-129	241	9	8	258	0	0		
Catcher Miscellaneous										ER	IC	ERA	CS-ATT	PCT					
Alomar, S.		276	545.0	4.49		9-40	22.5		Liefer, J.	1.000	38-31	52	2	0	54	0	0		
Dalesandro, M.		0	1.0	0.00		0-0	0.0		Ordonez, M.	.983	155-151	286	11	5	302	0	0		
Johnson, M.		248	495.1	4.51		15-47	31.9		Ramirez, J.	.978	21-12	43	2	1	46	1	0		
Paul, J.		205	392.0	4.71		7-51	13.7		Rowand, A.	.991	61-34	102	3	1	106	0	0		
									Singleton, C.	.991	133-106	310	8	3	321	2	0		
									Valentin, J.	1.000	24-18	46	3	0	49	1	0		

Home Run/Multihit/MultiRBI Chart

Player	HOME RUN BREAKDOWN						MULTIHIT GAMES					MULTIRBI GAMES					
	1R	2R	3R	GS	Tot.	Last HR	2H	3H	4H	5H	Tot.	2BI	3BI	4BI	5BI	6+BI	Total
Alomar	1	2	1		4	8/8 at Ana.	12	1			13	4	1				5
Baines					0						0	1					1
Canseco	8	5	3		16	10/3 at N.Y.	15	4			19	6	6		1		13
Christensen					0						0						0
Clayton	7	2			9	9/4-1 vs. Det.	24	6			30	8	2	3			13
Crede					0						2	2					2
Durham	11	9			20	10/5 at Min.	35	10	2		47	10	4	2			16
Graffanino	1	1			2	6/23 at Bal.	8	2			11	4					4
Johnson	4	1			5	9/29 at K.C.	9				9	2	1				3
Konerko	18	8	4	2	32	10/7 at Min.	34	8	1		43	14	4	2	2		22
Lee	12	9	2	1	24	9/29 at K.C.	28	7	1		36	18	5	1	1		25
Liefer	11	6	1		18	9/21 vs. K.C.	10	4			14	7	1				8
Ordonez	17	10	3	1	31	10/5 at Min.	42	10	1		53	21	6	3			30
Paul	1	2			3	9/28 at K.C.	7	1			8	2	1	1			4
Perry	5	1	1		7	10/6 at Min.	19				19	5	1	1			7
Rowand	3	1			4	8/8 at Ana.	8	1	1		10	4	1				5
Singleton	4	3			7	9/2 vs. Cle.	18	7	2		27	7	1				8
Thomas	1	3			4	4/15 at Min.	2				2	4					4
Valentin	20	6	2		28	10/7 at Min.	24	5	1		30	14	2		1		17
TOTALS	126	63	21	4	214	10/7 at Min.	294	64	10	0	368	133	37	13	5	0	188

White Sox Designated Hitters

BATTER	AVG	G	AB	R	H	TB	2B	3B	HR	RBI	SH	SF	HP	BB	SO	SB	CS	DP	E
Baines, H.	.145	22	76	3	11	12	1	0	0	6	0	2	0	8	11	0	0	2	0
Canseco, J.	.257	68	245	42	63	115	7	0	15	48	0	4	1	42	72	2	1	4	0
Durham, R.	.250	1	4	1	1	4	0	0	1	1	0	0	0	0	0	0	0	0	0
Graffanino, T.	.000	3	1	0	0	0	0	0	0	0	0	0	0	1	0	0	0	0	0
Konerko, P.	.293	11	41	5	12	17	2	0	1	3	0	0	1	4	10	0	0	0	0
Lee, C.	.286	17	63	8	18	28	1	0	3	14	0	0	0	3	10	0	0	3	0
Liefer, J.	.172	10	29	3	5	6	1	0	0	3	0	1	0	7	7	0	0	1	0
Ordonez, M.	.250	3	12	0	3	3	0	0	0	0	0	0	0	1	0	1	0	0	0
Perry, H.	.281	10	32	5	9	16	1	0	2	6	0	0	1	3	9	1	1	1	0
Singleton, C.	.000	2	0	0	0	0	0	0	0	0	0	0	0	0	0	2	0	0	0
Thomas, F.	.259	16	58	8	15	30	3	0	4	10	0	1	0	9	11	0	0	0	0
TOTALS	.244	162	561	75	137	231	16	0	26	91	0	8	3	78	130	6	2	11	0

White Sox Pinch Hitters

BATTER	AVG	G	AB	R	H	TB	2B	3B	HR	RBI	SH	SF	HP	BB	SO	SB	CS	DP	E
Alomar Jr., S.	.250	4	4	0	1	1	0	0	0	0	0	0	0	0	1	0	0	0	0
Baines, H.	.000	10	8	0	0	0	0	0	0	0	0	0	0	0	5	0	0	0	0
Canseco, J.	.000	6	5	0	0	0	0	0	0	0	0	0	0	1	2	0	0	0	0
Christensen, M.	.000	1	1	0	0	0	0	0	0	0	0	0	0	0	0	0	0	0	0
Clayton, R.	.000	1	1	0	0	0	0	0	0	0	0	0	0	0	1	0	0	0	0
Crede, J.	.250	4	4	0	1	1	0	0	0	1	0	0	0	0	2	0	0	0	0
Durham, R.	.000	3	3	0	0	0	0	0	0	0	0	0	0	0	0	0	0	0	0
Graffanino, T.	.385	18	13	2	5	8	0	0	1	4	0	0	0	3	1	1	0	0	0
Konerko, P.	.000	1	1	0	0	0	0	0	0	0	0	0	0	0	0	0	0	0	0
Lee, C.	.167	6	6	0	1	1	0	0	0	1	0	0	0	0	1	0	0	1	0
Liefer, J.	.100	11	10	0	1	2	1	0	0	1	0	0	0	0	2	0	0	0	0
Ordonez, M.	.000	4	3	0	0	0	0	0	0	1	0	1	0	0	2	0	0	0	0
Perry, H.	.308	16	13	4	4	5	1	0	0	2	0	0	1	2	2	0	0	1	0
Rowand, A.	.000	4	3	0	0	0	0	0	0	0	0	0	0	1	2	0	0	0	0
Singleton, C.	.333	3	3	0	1	1	0	0	0	0	0	0	0	0	1	0	0	0	0
Thomas, F.	.000	1	1	0	0	0	0	0	0	0	0	0	0	0	0	0	0	0	0
Valentin, J.	.111	11	9	1	1	1	0	0	0	0	0	0	0	1	6	0	1	0	0
TOTALS	.226	162	1268	148	286	459	47	9	36	185	15	11	13	149	343	14	4	35	0

White Sox Batting Leaders

Category	Player	No.
Average	Magglio Ordonez	.305
Games Played	Magglio Ordonez	160
At-Bats	Ray Durham	611
Runs Scored	Ray Durham	104
Hits	Magglio Ordonez	181
Total Bases	Magglio Ordonez	316
Doubles	Ray Durham	42
Triples	Ray Durham	10
Home Runs	Paul Konerko	32
Runs Batted In	Magglio Ordonez	113
Sacrifice Hits	Chris Singleton	14
Sacrifice Flies	Royce Clayton	7
Hit By Pitches	Paul Konerko	9
Walks	Magglio Ordonez	70
Strikeouts	Jose Valentin	114
Stolen Bases	Magglio Ordonez	25
Caught Stealing	Chris Singleton	11
Extra-Base Hits	Ray Durham	72
	Magglio Ordonez	
On-Base Pct.	Magglio Ordonez	.382
Slugging Pct.	Magglio Ordonez	.533
Multihit Games	Magglio Ordonez	53

White Sox Pitching Leaders

Category	Player	No.
Wins	Mark Buehrle	16
Losses	Kip Wells	11
Winning Percentage	Mark Buehrle	.667
Earned Run Average	Mark Buehrle	3.29
Games	Keith Foulke	72
Games Started	Mark Buehrle	32
Shutouts	Mark Buehrle	2
Saves	Keith Foulke	42
Innings Pitched	Mark Buehrle	221.1
Hits	Mark Buehrle	188
Runs	Mark Buehrle	89
Earned Runs	Mark Buehrle	81
Home Runs	Mark Buehrle	24
Hits Batsmen	Kip Wells	12
Walks	Kip Wells	61
Strikeouts	Mark Buehrle	126
Wild Pitches	Kip Wells	14

White Sox Starting Pitchers

Name	W-L	ERA	PCT	GS	QS	CG	SHO	IP	H	R	ER	HR	HB	BB	SO	AVG
Baldwin	7-5	4.68	.583	16	9	2	1	92.1	106	55	48	14	4	37	42	.286
Biddle	4-7	5.54	.364	21	8	0	0	113.2	120	80	70	13	8	46	79	.270
Buehrle	16-8	3.29	.667	32	20	4	2	221.1	188	89	61	24	8	48	126	.230
Eldred	0-1	13.50	.000	2	0	0	0	6.0	12	9	9	1	3	3	6	.429
Garland	4-6	4.03	.400	16	5	0	0	82.2	98	48	37	12	4	38	41	.302
Glover	2-4	5.21	.333	11	3	0	0	57.0	56	36	33	11	3	16	37	.250
Lowe	4-4	4.46	.500	11	5	0	0	66.2	76	37	33	8	3	12	36	.286
Parque	0-3	8.04	.000	5	0	1	0	28.0	36	26	25	7	2	10	15	.308
Wells, D.	5-7	4.47	.417	16	5	1	0	100.2	120	55	50	12	3	21	59	.297
Wells, K.	7-10	5.42	.412	20	8	0	0	104.2	118	70	63	14	9	48	78	.286
Wright	5-3	5.83	.625	12	3	0	0	63.1	77	44	41	11	2	38	35	.308
TOTALS	54-58	4.71	.482	162	66	8	3	936.1	1007	549	490	127	49	317	554	.276

White Sox Relief Pitchers

Name	W-L	ERA	PCT	G	GF	SV-OPP	HOLD	IP	H	R	ER	HR	HB	BB	SO	AVG
Baldwin	0-0	2.70	.000	1	0	0-0	0	3.1	3	1	1	1	0	1	0	.273
Barcelo	1-0	4.71	1.000	17	3	0-0	1	21.0	24	13	11	1	1	8	15	.282
Biddle	3-1	4.20	.750	9	1	0-3	1	15.0	17	7	7	3	0	6	6	.283
Embree	1-2	5.03	.333	39	10	0-2	9	34.0	31	21	19	7	1	7	34	.242
Fogg	0-0	2.03	.000	11	4	0-0	2	13.1	10	3	3	0	1	3	17	.208
Foulke	4-9	2.33	.308	72	69	42-45	0	81.0	57	21	21	3	8	22	75	.199
Garland	2-1	2.88	.667	19	8	1-1	2	34.1	25	11	11	4	0	17	20	.208
Ginter	1-0	5.22	1.000	20	7	0-0	0	39.2	34	23	23	2	7	14	24	.238
Glover	3-1	4.57	.750	35	10	0-1	7	43.1	42	25	22	5	1	18	26	.255
Howry	4-5	4.69	.444	63	23	5-11	21	78.2	85	41	41	11	4	30	64	.279
Lowe	5-0	2.69	1.000	34	9	3-3	3	60.1	47	18	18	4	4	20	35	.220
Osuna	0-0	20.77	.000	4	0	0-1	0	4.1	8	10	10	3	1	2	6	.421
Pulsipher	0-0	6.00	.000	37	8	0-0	2	30.0	36	23	20	5	3	21	20	.300
Vining	0-0	17.55	.000	8	2	0-0	0	6.2	15	14	13	3	1	7	3	.441
Wells, K.	3-1	2.51	.750	20	3	0-2	6	28.2	27	10	8	0	3	13	21	.260
Wright	0-0	3.00	.000	1	1	0-0	0	3.0	1	1	1	1	0	1	1	.100
Wunsch	2-1	7.66	.667	33	2	0-2	3	22.1	21	19	19	4	6	9	16	.247
TOTALS	29-21	4.26	.580	400	154	51-71	57	497.0	458	246	235	54	39	183	367	.247

White Sox Relief Pitchers Breakdown

Name	ENTERED GAME			INHERITED RUNNERS			1ST BATTERS			SEASON HIGHS	
	AHEAD	TIED	BEHIND	SCORED	TOTAL	PCT	H	AB	AVG	INNINGS	STRIKEOUTS
Baldwin	0	1	0	0	0	0.0	0	1	.000	3.1 (6/9 vs. Cubs)	
Barcelo	1	1	15	5	17	29.4	4	17	.235	2.1 (4/13 at Min.)	3 (2, 5/12 vs. Tex.)
Biddle	4	0	5	3	7	42.9	3	8	.375	3.0 (8/19 vs. Oak.)	1 (6, 8/23 at K.C.)
Embree	16	5	18	6	28	21.4	7	35	.200	2.0 (4, 9/26 vs. Min.)	3 (3, 9/10 at Cle.)
Fogg	5	1	5	1	5	20.0	1	10	.100	3.1 (10/2 at N.Y.)	4 (9/2 vs. Cle.)
Foulke	53	12	7	10	26	38.5	9	66	.136	2.0 (8, 9/22 vs. K.C.)	4 (9/22 vs. K.C.)
Garland	4	2	13	3	14	21.4	3	17	.176	4.0 (7/25 at Cle.)	3 (2, 7/17 at Mil.)
Ginter	5	1	14	7	16	43.8	3	18	.167	5.0 (2, 10/1 at N.Y.)	4 (7/5 vs. Min.)
Glover	13	4	18	11	33	33.3	7	31	.226	3.2 (4/10 vs. Cle.)	4 (4/29 vs. Sea.)
Howry	39	12	18	18	37	48.6	19	62	.306	3.0 (7/22 vs. Bos.)	3 (2, 7/3 vs. Min.)
Lowe	14	3	17	7	26	26.9	9	28	.321	5.0 (6/8 vs. Cubs.)	6 (5/25 at Det.)
Osuna	4	0	0	1	1	100.0	0	3	.000	2.0 (4/2 at Cle.)	2 (2, 4/9 vs. Cle.)
Pulsipher	6	2	6	2	7	28.6	5	11	.455	2.0 (10/6 at Min.)	1 (4, 10/7 at Min.)
Vining	1	0	7	1	5	20.0	1	7	.143	2.1 (7/1 vs. Bal.)	2 (7/1 vs. Bal.)
Wells, K.	11	2	7	5	15	33.3	5	17	.294	4.2 (5/12 vs. Tex.)	3 (2, 8/22 at Bos.)
Wright	0	0	1	0	0	0.0	1	1	1.000	3.0 (7/27 at Bos.)	1 (7/27 at Bos.)
Wunsch	9	7	17	9	26	34.6	8	26	.308	2.0 (5/13 vs. Tex.)	2 (3, 6/15 at St.L.)
TOTALS	185	53	168	89	263	33.8	85	358	.237	10.0 (6/8 vs. Cubs)	9 (8/22 at K.C.)

White Sox Pitchers Start-By-Start

ROCKY BIDDLE (4-7, 5.54 ERA in 21 starts)

Date	D/N	Score	Opp.	W/L	CG	SHO	IP	H	R	ER	HR	BB-I	SO	ERA	#P
4/8	H/N	9-2	Cle.	W	0	0	5.0	10	2	2	0	0	4	3.60	76
4/17	R/N	4-7	Det.	ND	0	0	6.0	8	3	0	1	0	4	1.64	98
4/22	H/D	2-4	Min.	ND	0	0	5.0	3	2	2	0	6	3	2.25	105
4/28	H/N	5-8	Sea.	L	0	0	5.1	8	6	6	1	5	4	3.86	112
5/5	R/N	0-2	Tex.	L	0	0	6.0	4	2	2	0	3	2	3.68	97
5/10	H/N	6-7 (10)	Ana.	ND	0	0	6.2	8	6	6	3	1	4	4.50	104
5/16	R/N	2-7	Sea.	L	0	0	6.0	5	3	3	0	2	2	4.50	96
5/21	R/D	3-10	Tor.	L	0	0	3.0	7	7	7	1	2	2	5.60	69
5/27	R/N	3-2 (11)	Det.	ND	0	0	6.1	3	1	1	0	2	1	5.08	72
6/3	H/D	9-6 (10)	Det.	ND	0	0	7.0	6	3	3	1	2	6	4.94	102
6/9	H/D	3-4 (10)	Cubs	ND	0	0	3.0	2	0	0	0	0	6	4.70	38
6/20	H/D	2-1	K.C.	ND	0	0	5.0	5	1	1	0	0	4	4.48	85
6/26	R/N	6-7	Min.	ND	0	0	6.2	4	3	3	0	4	6	4.44	98
7/1	H/D	3-11	Bal.	L	0	0	5.1	5	6	6	0	3	4	4.83	99
7/6	H/N	6-10	Pit.	ND	0	0	6.0	5	5	4	1	3	6	4.91	110
7/15	R/D	3-2	Mil.	W	0	0	6.0	3	2	2	1	4	3	4.78	84
7/20	H/N	2-7	Bos.	L	0	0	7.0	6	6	6	2	2	5	4.99	104
7/25	R/N	5-7	Cle.	L	0	0	2.1	8	7	6	1	2	1	5.42	75
8/28	R/N	8-6	Det.	ND	0	0	5.0	9	6	3	0	1	1	5.35	92
9/2	H/D	19-10	Cle.	W	0	0	5.0	7	7	5	0	2	5	5.50	97
9/7	R/N	10-7	Cle.	W	0	0	6.0	4	2	2	1	2	6	5.39	90

MARK BUEHRLE (16-8, 3.29 ERA in 32 starts)

Date	D/N	Score	Opp.	W/L	CG	SHO	IP	H	R	ER	HR	BB-I	SO	ERA	#P
4/7	H/D	3-5	Det.	L	0	0	6.0	7	5	5	1	2	7	7.50	111
4/13	R/N	4-7	Min.	L	0	0	4.2	9	7	5	0	2	6	8.44	94
4/18	R/N	6-4	Det.	W	0	0	6.0	5	3	3	2	2	2	7.02	105
4/24	H/N	4-6	Oak.	L	0	0	6.0	4	5	5	1	5	2	7.15	108
4/29	H/D	2-1 (14)	Sea.	ND	0	0	8.0	2	1	1	1	1	8	5.52	99
5/9	H/N	6-5	Ana.	ND	0	0	6.1	7	5	4	2	1	5	5.54	89
5/15	R/N	3-4	Sea.	ND	0	0	5.2	7	3	3	1	3	5	5.44	112
5/20	R/D	2-6	Oak.	ND	0	0	7.1	3	2	2	0	0	5	5.01	110
5/26	R/D	8-0	Det.	W	1	1	9.0	3	0	0	0	1	6	4.25	129
6/1	H/N	3-0	Det.	W	0	0	7.2	4	0	0	0	3	5	3.76	109
6/7	R/D	5-1	K.C.	W	0	0	8.0	2	0	0	0	1	2	3.36	94
6/13	H/N	4-2	Cin.	W	0	0	8.0	5	2	1	1	0	4	3.14	99
6/18	H/N	5-4	K.C.	W	0	0	7.0	9	3	3	0	0	3	3.20	89
6/23	R/D	8-3	Bal.	ND	0	0	5.2	8	3	3	0	0	6	3.29	116
6/29	H/N	0-4	Bal.	L	0	0	7.0	7	3	3	0	2	3	3.33	105
7/4	H/N	4-3	Min.	ND	0	0	6.2	7	2	2	0	2	5	3.29	117
7/13	R/D	7-2	Cubs	W	0	0	8.0	9	2	2	1	0	8	3.22	118
7/18	H/N	4-9	Cle.	L	0	0	6.0	6	5	5	1	2	5	3.43	106
7/23	R/N	0-2	Cle.	L	0	0	6.1	4	1	1	1	2	5	3.33	102
7/28	R/D	3-1	Bos.	W	0	0	7.1	5	1	1	0	4	2	3.22	114
8/3	H/N	4-0	T.B.	W	1	1	9.0	1	0	0	0	0	3	3.02	105
8/8	R/N	15-1	Ana.	W	1	0	9.0	4	1	1	0	1	1	2.90	105
8/14	H/N	7-4	Tex.	W	0	0	7.0	8	4	4	3	1	2	3.00	106
8/19	H/D	7-8	Oak.	ND	0	0	5.0	3	5	1	1	5	3	2.96	99
8/24	R/N	5-4	T.B.	W	0	0	6.2	8	4	4	1	1	3	3.06	108
8/30	R/N	1-3	Det.	L	0	0	8.0	6	3	3	1	0	2	3.07	102
9/4-1	H/N	10-1	Det.	W	0	0	8.0	4	1	1	0	1	2	2.99	112
9/9	R/D	8-9	Cle.	ND	0	0	4.0	8	7	7	2	1	4	3.25	77
9/18	H/N	3-11	N.Y.	L	0	0	6.2	10	6	6	1	1	3	3.41	95
9/23	H/D	10-2	K.C.	W	0	0	8.0	8	2	2	0	0	3	3.37	91
9/29	R/N	10-2	K.C.	W	0	0	6.0	8	2	2	1	3	1	3.36	100
10/5	R/N	7-4	Min.	W	0	0	7.0	7	1	1	0	1	5	3.29	101

CAL ELDRED (0-1, 13.50 ERA in 2 starts)

Date	D/N	Score	Opp.	W/L	CG	SHO	IP	H	R	ER	HR	BB-I	SO	ERA	#P
4/4	R/N	4-8	Cle.	L	0	0	4.0	9	8	8	1	3	3	18.00	83
4/11	H/N	7-6	Cle.	ND	0	0	2.0	3	1	1	0	0	3	13.50	34

JON GARLAND (4-6, 4.03 ERA in 16 starts)

Date	D/N	Score	Opp.	W/L	CG	SHO	IP	H	R	ER	HR	BB-I	SO	ERA	#P
5/2	R/N	5-12	Ana.	L	0	0	2.2	6	6	3	1	1	0	10.13	54
5/7	R/D	7-4	Tex.	W	0	0	5.0	7	3	3	1	2	3	7.04	93
5/12	H/N	6-16	Tex.	L	0	0	1.1	5	8	4	3	3	0	12.11	60
5/28	H/N	6-3	Tor.	W	0	0	6.2	4	1	1	1	2	4	5.14	89
6/15	R/N	3-10	St. L.	L	0	0	5.0	8	3	3	1	1	1	5.17	92
7/31	H/N	1-2 (10)	K.C.	ND	0	0	6.0	5	1	1	1	2	0	3.84	75
8/5	H/D	4-6	T.B.	ND	0	0	7.0	10	4	3	1	2	3	3.84	100
8/10	R/N	8-6	Sea.	ND	0	0	5.0	3	1	0	0	6	2	3.58	98
8/16	H/N	7-5	Tex.	ND	0	0	5.0	7	3	2	1	1	3	3.58	108
8/21	R/N	6-1	K.C.	W	0	0	7.0	7	1	0	0	1	4	3.28	106
8/26	R/D	3-2	T.B.	W	0	0	6.1	6	2	2	0	4	3	3.25	96
9/1	H/N	3-4	Cle.	L	0	0	5.1	4	3	3	0	3	3	3.35	78
9/6	H/D	2-6	Det.	L	0	0	4.0	8	5	5	1	4	3	3.67	100
9/22	H/N	5-4 (10)	K.C.	ND	0	0	5.0	7	3	3	0	3	4	3.75	108
9/28	R/N	2-3	K.C.	ND	0	0	6.0	6	2	2	0	2	2	3.71	91
10/3	R/N	1-2	N.Y.	L	0	0	5.1	5	2	2	1	1	4	4.03	82

GARY GLOVER (2-4, 5.21 ERA in 11 starts)

Date	D/N	Score	Opp.	W/L	CG	SHO	IP	H	R	ER	HR	BB-I	SO	ERA	#P
7/26	R/N	5-4	Cle.	ND	0	0	3.1	2	1	1	0	2	3	5.08	52
8/12	R/D	1-2	Sea.	ND	0	0	4.1	7	1	1	0	0	4	4.24	74
8/18	H/D	4-5	Oak.	ND	0	0	5.0	3	3	3	1	3	2	4.34	86
8/23	R/N	7-6	K.C.	ND	0	0	5.0	7	4	3	1	3	4	4.43	102
8/29	R/N	8-3	Det.	W	0	0	6.0	5	3	2	0	2	4	4.30	102
9/3	H/N	3-6	Cle.	L	0	0	6.0	7	5	4	1	1	3	4.44	89
9/8	R/N	7-8	Cle.	ND	0	0	5.2	6	5	5	2	1	3	4.69	99
9/19	H/N	3-6	N.Y.	L	0	0	6.0	6	4	4	2	1	7	4.78	103
9/25	H/N	2-4	Min.	L	0	0	7.2	4	3	3	2	0	3	4.68	101
9/30	R/D	5-2	K.C.	W	0	0	6.0	3	2	2	0	1	4	4.58	88
10/6	R/N	5-6	Min.	L	0	0	2.0	6	5	5	2	2	0	4.93	56

SEAN LOWE (4-4, 4.46 ERA in 11 starts)

Date	D/N	Score	Opp.	W/L	CG	SHO	IP	H	R	ER	HR	BB-I	SO	ERA	#P
7/3	H/N	3-5	Min.	L	0	0	6.2	9	4	4	1	0	0	2.76	78
7/8	H/D	9-2	Pit.	W	0	0	8.0	6	1	1	0	0	1	2.52	108
7/14	R/D	3-1	Cubs	W	0	0	7.0	3	1	1	0	1	4	2.37	98
7/19	H/N	3-10	Cle.	L	0	0	6.0	11	6	6	2	1	2	2.97	101
7/24	R/N	4-1	Cle.	W	0	0	7.2	6	1	1	0	0	8	2.78	103
7/29	R/D	3-4	Bos.	ND	0	0	6.0	4	2	2	2	3	7	2.80	108
8/4	H/N	8-6	T.B.	ND	0	0	3.0	9	5	5	0	1	3	3.24	67
8/9	R/N	2-3	Ana.	L	0	0	6.2	7	3	3	0	2	2	3.30	107
8/15	H/N	6-5	Tex.	ND	0	0	3.2	6	4	2	1	2	4	3.36	72
8/20	R/N	1-10	K.C.	L	0	0	7.0	13	10	8	2	1	2	3.84	11
9/4-2	H/N	4-0	Det.	W	0	0	5.0	2	0	0	0	1	3	3.90	85

JIM PARQUE (0-3, 8.04 ERA in 5 starts)

Date	D/N	Score	Opp.	W/L	CG	SHO	IP	H	R	ER	HR	BB-I	SO	ERA	#P
4/6	H/D	9-10 (10)	Det.	ND	0	0	5.0	8	4	4	1	2	1	7.20	78
4/10	H/N	8-7	Cle.	ND	0	0	4.1	6	7	6	2	1	3	9.64	70
4/15	R/D	3-4	Min.	L	0	0	6.0	8	4	4	0	5	4	8.22	96
4/20	H/N	1-4	Min.	L	1	0	9.0	7	4	4	2	1	6	6.66	112
4/26	H/N	6-16	Oak.	L	0	0	3.2	7	7	7	2	1	1	8.04	79

DAVID WELLS (5-7, 4.47 ERA in 16 starts)

Date	D/N	Score	Opp.	W/L	CG	SHO	IP	H	R	ER	HR	BB-I	SO	ERA	#P
4/2	R/D	7-4	Cle.	W	0	0	6.0	4	2	2	2	2	3	3.00	81
4/8	H/D	3-5	Det.	L	0	0	8.0	11	5	5	0	2	5	4.50	103
4/14	R/D	4-9	Min.	L	0	0	7.0	8	5	5	2	2	3	5.14	116
4/19	R/N	3-1	Det.	W	1	0	9.0	8	1	1	0	0	6	3.90	100
4/25	H/N	2-1 (11)	Oak.	ND	0	0	9.0	5	1	1	1	5	5	3.23	124
5/1	R/N	4-6	Ana.	L	0	0	7.0	6	4	4	0	3	4	3.52	107
5/6	R/D	10-5	Tex.	W	0	0	7.0	8	4	2	0	0	2	3.40	88
5/11	H/N	6-5 (10)	Tex.	ND	0	0	9.0	10	5	5	4	0	9	3.63	126
5/17	R/N	1-5	Sea.	L	0	0	6.0	10	5	5	1	2	1	3.97	106
5/23	R/N	6-9	Tor.	L	0	0	5.1	13	8	7	0	1	6	4.54	110
6/2	H/N	5-3	Det.	W	0	0	5.2	8	3	3	2	1	1	4.56	65
6/8	H/N	7-3	Cubs	ND	0	0	0.0	3	2	1	0	1	0	4.67	22
6/12	H/N	5-0	Cin.	W	0	0	7.0	7	0	0	0	2	6	4.29	96
6/17	R/D	3-8	St. L.	L	0	0	6.0	8	5	4	0	0	7	4.40	79
6/22	R/N	4-6	Bal.	L	0	0	6.2	10	5	5	0	0	1	4.56	88
6/28	R/D	6-3	Min.	ND	0	0	2.0	1	0	0	0	0	0	4.47	21

KIP WELLS (7-10, 5.42 ERA in 20 starts)

Date	D/N	Score	Opp.	W/L	CG	SHO	IP	H	R	ER	HR	BB-I	SO	ERA	#P
5/18	R/N	2-3	Oak.	L	0	0	5.0	5	3	3	1	4	3	1.88	87
5/24	R/N	3-1	Tor.	W	0	0	6.0	5	1	1	0	1	4	1.77	86
5/29	H/N	0-4	Tor.	L	0	0	6.2	7	3	2	0	1	7	2.00	102
6/5	R/N	6-2	K.C.	W	0	0	6.1	4	1	1	1	2	4	1.89	93
6/10	H/D	3-1	Cubs	W	0	0	6.1	5	1	1	1	2	3	1.82	95
6/16	R/D	3-8	St. L.	L	0	0	5.1	9	6	6	2	1	4	2.80	85
6/21	R/N	6-0	Bal.	W	0	0	8.0	3	0	0	0	0	6	2.38	109
6/27	R/N	1-4	Min.	L	0	0	5.0	8	4	2	1	2	4	2.48	91
7/2	H/N	5-7	Min.	L	0	0	6.0	6	5	4	2	4	4	2.81	97
7/7	H/N	4-1	Pit.	W	0	0	8.1	4	1	0	0	2	6	2.49	111
7/12	R/D	1-5	Cubs	ND	0	0	5.2	5	1	1	0	3	5	2.42	100
7/17	R/D	8-4	Mil.	W	0	0	6.0	5	3	3	2	2	8	2.47	95
7/22	H/D	13-8	Bos.	ND	0	0	3.1	4	4	4	2	5	1	2.89	83
7/27	R/N	5-9	Bos.	L	0	0	4.2	10	8	8	0	3	4	3.52	94
8/2	H/N	3-6	K.C.	L	0	0	2.0	4	5	5	0	3	0	3.93	57
8/7	R/N	3-9	Ana.	L	0	0	3.2	9	5	5	1	3	2	4.24	77
9/20	H/N	7-5	N.Y.	ND	0	0	3.2	4	4	4	1	2	4	4.33	69
9/26	H/N	6-3	Min.	W	0	0	6.0	8	3	3	0	0	3	4.33	86
10/1	R/N	1-8	N.Y.	L	0	0	2.0	5	6	6	0	4	3	4.69	66
10/7	R/D	5-8	Min.	L	0	0	4.2	8	6	4	0	4	3	4.79	89

DAN WRIGHT (5-3, 5.83 ERA in 12 starts)

Date	D/N	Score	Opp.	W/L	CG	SHO	IP	H	R	ER	HR	BB-I	SO	ERA	#P
8/1	H/N	7-6	K.C.	W	0	0	5.0	7	4	4	0	3	3	5.63	101
8/6	H/D	5-2	T.B.	W	0	0	6.1	1	0	0	0	7	4	3.14	115
8/11	R/N	3-4	Sea.	ND	0	0	7.2	5	1	1	0	2	5	2.45	103
8/17	H/N	2-9	Oak.	L	0	0	6.0	8	5	4	1	5	3	3.21	107
8/22	R/N	13-12	K.C.	ND	0	0	0.2	9	7	7	0	1	0	5.34	35
8/25	R/D	4-8	T.B.	L	0	0	4.2	7	5	5	0	4	4	5.94	96
8/31	H/N	11-8	Cle.	ND	0	0	5.2	7	6	4	1	1	1	6.00	99
9/5	H/N	5-3	Det.	W	0	0	5.2	5	3	3	3	2	3	5.84	95
9/10	R/N	7-1	Cle.	W	0	0	7.0	6	1	1	1	3	1	5.23	99
9/21	H/N	8-7	K.C.	ND	0	0	5.0	9	5	5	3	1	3	5.56	88
9/27	H/D	9-3	Min.	W	0	0	5.2	5	2	2	0	6	6	5.34	104
10/2	R/N	4-6	N.Y.	L	0	0	4.0	8	5	5	2	3	2	5.70	77

AMERICAN LEAGUE STATISTICS

American League Club Batting

CLUB	AVG	G	AB	R	OR	H	TB	2B	3B	HR	GS	RBI	SH	SF	HP	BB	SO	SB	CS	DP	LOB	SHO	SLG	OBP
SEA.	.288	162	5680	927	627	1637	2530	310	38	169	3	881	48	70	62	614	989	174	42	112	1257	4	.445	.360
CLE.	.278	162	5600	897	821	1559	2563	294	37	212	3	868	49	62	69	577	1076	79	41	126	1136	7	.458	.350
TEX.	.275	162	5685	890	968	1566	2676	326	23	246	6	844	25	55	75	548	1093	97	32	131	1161	1	.471	.344
MIN.	.272	162	5580	771	766	1514	2410	328	38	164	4	717	25	38	64	495	1083	146	67	124	1102	5	.433	.337
SOX	.268	162	5464	798	795	1463	2463	300	29	214	4	770	63	51	52	520	998	123	59	128	1054	4	.451	.334
N.Y.	.267	161	5577	804	713	1488	2426	289	20	203	6	774	30	43	64	519	1035	161	53	119	1123	5	.435	.334
BOS.	.266	161	5605	772	745	1493	2461	316	29	198	9	739	28	41	70	520	1131	46	35	132	1161	6	.439	.334
K.C.	.266	162	5643	729	858	1503	2310	277	37	152	3	691	36	47	44	406	898	100	42	134	1086	6	.409	.318
OAK.	.264	162	5573	884	645	1469	2444	334	22	199	6	835	25	59	88	640	1021	68	29	131	1171	3	.439	.345
TOR.	.263	162	5663	767	753	1489	2433	287	36	195	6	728	34	43	74	470	1094	156	55	111	1124	9	.430	.325
ANA.	.261	162	5551	691	730	1447	2248	275	26	158	1	662	46	53	77	494	1001	116	52	109	1203	12	.405	.327
DET.	.260	162	5537	724	876	1439	2267	291	60	139	3	691	41	49	51	466	972	133	61	120	1093	6	.409	.320
T.B.	.258	162	5524	672	887	1426	2142	311	21	121	4	645	45	25	54	456	1116	115	52	130	1104	12	.388	.320
BAL.	.248	162	5472	667	829	1359	2077	262	24	136	3	663	38	49	77	514	989	133	53	121	1106	14	.380	.319
TOT.	.267	1133	78134	11013	20852	33450	4200	2506	61	533	921	14496	673	15881	94	428	1728	94	334	334	334	334	334	334

American League Club Pitching

CLUB	W	L	ERA	G	CG	SHO	REL	SV	IP	H	R	ER	HR	HB	BB	SO	WP	BK	AVG
SEA.	116	46	3.54	162	8	14	391	56	1465.0	1293	627	576	160	64	465	1051	40	1	.236
OAK.	102	60	3.59	162	13	9	416	44	1463.1	1384	645	583	153	46	440	1117	42	3	.249
N.Y.	95	65	4.02	161	7	9	361	57	1451.1	1429	713	649	158	55	465	1266	54	6	.257
BOS.	82	79	4.15	161	3	9	424	48	1448.0	1412	745	667	146	93	544	1259	54	7	.254
ANA.	75	87	4.20	162	6	1	384	43	1437.2	1452	730	671	168	64	525	947	46	2	.263
TOR.	80	82	4.28	162	7	10	471	41	1462.2	1553	753	696	165	76	490	1041	33	8	.275
MIN.	85	77	4.51	162	12	8	402	45	1441.1	1494	766	722	192	56	445	965	58	2	.268
SOX	83	79	4.55	162	8	7	406	51	1433.1	1465	795	725	181	88	500	921	57	5	.266
CLE.	91	71	4.64	162	3	4	483	42	1446.2	1512	821	746	148	49	573	1218	58	11	.270
BAL.	63	98	4.67	162	10	6	392	31	1432.1	1504	829	744	194	74	528	938	37	5	.269
K.C.	65	97	4.87	162	5	1	396	30	1440.0	1537	858	779	209	61	576	911	73	2	.276
T.B.	62	100	4.94	162	1	6	370	30	1423.2	1513	887	781	207	75	569	1030	75	7	.273
DET.	66	96	5.01	162	16	2	398	34	1429.1	1624	876	795	180	73	553	859	40	4	.289
TEX.	73	89	5.71	162	4	3	410	37	1438.1	1670	968	913	222	63	596	951	70	9	.293
TOT.	1138	1126	4.47	1133	103	89	5694	589	20213.0	20842	11013	10047	2483	937	7269	14474	737	72	.267

American League Club Fielding

CLUB	PCT	G	PO	A	E	TC	DP	TP	PB
SEATTLE	.986	162	4395	1534	83	6012	137	0	6
TORONTO	.985	162	4388	1831	97	6316	184	0	10
ANAHEIM	.983	162	4313	1690	103	6106	142	0	16
CLEVELAND	.982	162	4340	1610	107	6057	137	0	12
MINNESOTA	.982	162	4324	1542	108	5974	118	0	4
NEW YORK	.982	161	4354	1529	109	5992	132	0	21
KANSAS CITY	.981	162	4320	1801	117	6238	204	0	10
BOSTON	.981	161	4344	1558	113	6015	129	0	23
TEXAS	.981	162	4315	1638	114	6067	167	1	2
CHICAGO	.981	162	4300	1731	118	6149	149	0	13
OAKLAND	.980	162	4390	1756	125	6271	151	0	4
BALTIMORE	.979	162	4297	1598	125	6020	137	0	15
DETROIT	.979	162	4288	1775	131	6194	164	1	30
TAMPA BAY	.977	162	4271	1531	139	5941	144	0	8
TOTALS	.981	1133	60639	23124	1589	85352	2095	2	174

American League Club Miscellaneous

CLUB	VS LHS	VS RHS	GRASS	ARTIF	DAY	NIGHT	1-RUN	X-INN	DOUBLEHEADERS			ATTENDANCE		
									VS NL	W	L	S	HOME	ROAD
ANA.	22-27	53-60	68-82	7-5	20-24	55-63	24-24	7-8	10-8	0	0	0	2,000,919	2,499,385
BAL.	13-27	50-71	52-84	11-14	17-30	46-68	16-27	5-6	6-12	0	1	0	3,094,841	2,345,105
BOS.	15-23	67-56	64-72	18-7	24-21	58-58	19-23	6-8	10-8	0	0	0	2,625,333	2,700,811
SOX	17-18	66-61	78-69	5-10	26-23	57-56	22-22	7-4	12-6	1	0	0	1,766,142	2,209,357
CLE.	20-20	71-51	80-65	11-6	23-25	68-46	25-18	9-6	7-11	0	1	0	3,175,523	2,371,400
DET.	19-27	47-69	62-85	4-11	19-36	47-60	14-21	3-7	10-8	0	1	1	1,921,305	2,213,272
K.C.	14-34	51-63	59-86	6-11	19-30	46-67	11-24	6-7	8-10	0	0	1	1,536,371	2,239,324
MIN.	18-21	67-56	37-37	48-40	27-27	58-50	25-19	8-7	9-9	0	0	1	1,782,926	2,274,453
N.Y.	19-17	76-48	81-54	14-11	38-22	57-43	30-18	8-8	10-8	0	0	0	3,264,777	2,817,798
OAK.	34-22	68-38	93-54	9-6	36-25	86-35	21-19	7-7	12-6	0	0	1	2,133,277	2,266,280
SEA.	31-14	85-32	106-44	10-2	37-13	79-33	26-12	9-4	12-6	0	0	0	3,507,507	2,572,884
T.B.	13-23	49-77	86-48	44-52	24-36	38-64	17-19	5-5	10-8	0	0	0	1,298,365	2,289,278
TEX.	13-28	60-61	66-81	7-8	18-19	55-70	19-22	5-8	8-10	1	0	0	2,831,111	2,253,200
TOR.	16-20	64-62	29-31	51-51	25-32	55-50	28-21	10-6	8-10	1	0	0	1,915,438	2,219,908

Club Rank Batting

CLUB	AVG	G	AB	R	OR	H	TB	2B	3B	HR	GS	RBI	SH	SF	HP	BB	IBB	SO	SB	CS	DP	LOB	SHO	SLG	OBP
ANA.	11	1	10	12	4	11	12	13	9	10	14	13	4	5	2	10	7	6	8	7	1	13	12	12	9
BAL.	14	1	13	13	10	14	14	14	10	13	9	12	7	7	2	8	12	3	5	9	6	6	14	14	13
BOS.	7	13	5	7	5	6	5	4	7	6	1	7	11	12	6	5	3	14	14	3	13	10	7	5	7
SOX	5	1	14	6	8	10	4	7	7	2	6	6	1	6	12	5	9	5	7	12	9	1	3	3	6
CLE.	2	1	6	2	9	3	2	8	4	3	9	2	2	2	7	3	8	9	12	4	8	9	10	2	2
DET.	12	1	11	11	12	12	11	9	1	12	9	10	6	7	13	12	12	2	5	13	5	3	7	10	11
K.C.	8	1	4	10	11	5	10	12	4	11	9	10	8	9	14	14	9	1	10	5	14	2	7	11	14
MIN.	4	1	9	8	7	4	9	2	2	9	6	9	12	13	8	9	5	10	4	14	7	4	5	8	5
N.Y.	6	13	7	5	3	8	8	10	14	4	2	5	10	10	8	7	5	8	2	9	4	7	5	7	8
OAK.	9	1	8	4	2	9	6	1	12	5	2	4	12	3	1	1	1	7	13	1	11	12	2	6	3
SEA.	1	1	2	1	1	1	3	6	2	8	9	1	3	1	10	2	2	3	1	5	3	14	3	4	1
T.B.	13	1	12	14	13	13	13	5	13	14	6	14	5	14	11	13	14	13	9	7	10	5	12	13	12
TEX.	3	1	1	3	14	2	1	3	11	1	2	3	12	4	4	4	11	11	11	2	11	10	1	1	4
TOR.	10	1	3	9	6	7	7	11	6	7	2	8	9	10	5	11	4	12	3	11	2	8	11	9	10

Club Rank Pitching

CLUB	W	L	ERA	G	CG	SHO	REL	SV	IP	H	TBF	R	ER	HR	SH	SF	HB	BB	IBB	SO	WP	BK
ANA.	9	6	5	1	9	13	12	7	10	5	5	4	5	7	6	2	7	7	10	10	6	2
BAL.	13	2	10	1	4	8	9	12	12	8	8	10	9	11	2	3	10	8	4	11	2	7
BOS.	7	8	4	13	12	3	3	4	5	3	7	5	4	1	8	6	14	9	12	2	7	10
SOX	6	8	8	1	5	7	6	3	11	6	6	8	8	9	11	12	13	6	8	12	9	7
CLE.	4	11	9	1	12	10	1	8	6	9	12	9	10	2	11	8	2	12	9	3	10	14
DET.	11	4	13	1	1	12	11	11	13	13	13	12	13	8	13	10	9	10	13	14	3	6
K.C.	12	3	11	1	10	13	8	13	8	11	10	11	11	13	3	9	5	13	3	13	13	2
MIN.	5	10	7	1	3	6	7	5	7	7	4	7	7	10	14	11	4	2	1	8	10	2
N.Y.	3	12	3	13	7	3	14	1	4	4	3	3	3	4	6	7	3	3	6	1	7	9
OAK.	2	13	2	1	2	3	4	6	2	2	2	2	2	2	3	9	1	1	11	4	5	5
SEA.	1	14	1	1	5	1	10	2	1	1	1	1	1	5	3	5	7	3	4	5	3	1
T.B.	14	1	12	1	14	8	13	13	14	10	9	13	12	12	5	13	11	11	2	7	14	10
TEX.	10	5	14	1	11	11	5	10	9	14	14	14	14	14	1	14	6	14	7	9	12	13
TOR.	8	7	6	1	7	2	2	9	3	12	11	6	6	6	10	4	12	5	14	6	1	12

American League Batting Leaders

BATTING AVERAGE		TOTAL BASES		HIT BY PITCH		SLUGGING PCT.		
Suzuki, Sea.	.350	Rodriguez, A., Tex.	393	Eckstein, Ana.	21	Giambi, Ja., Oak.	.660	
Giambi, Ja., Oak.	.342	Boone, B., Sea.	360	Menachino, Oak.	19	Thome, Cle.	.624	
Alomar, R., Cle.	.336	Giambi, Ja., Oak.	343	Rodriguez, A., Tex.	16	Rodriguez, A., Tex.	.622	
Boone, B., Sea.	.331	Palmeiro, Tex.	338	Diaz, Cle.	16	Ramirez, M., Bos.	.609	
Catalanotto, Tex.	.330	Thome, Cle.	328	Delgado, Tor.	16	Gonzalez, J., Tex.	.590	
Gonzalez, J., Cle.	.325	Ramirez, M., Bos.	322	Knoblauch, N.Y.	14	Boone, B., Sea.	.578	
Rodriguez, A., Tex.	.318	Anderson, G., Ana.	321	Mora, Bal.	14	Palmeiro, Tex.	.563	
Stewart, S., Tor.	.316	Beltran, K.C.	317	6 PLAYERS TIED		13	Martinez, E., Sea.	.543
Jeter, N.Y.	.311	Suzuki, Sea.	316	WALKS				
Conine, Bal.	.311	Ordonez, SOX	316	Giambi, Ja., Oak.	129	ON-BASE PERCENTAGE		
GAMES PLAYED		DOUBLES		Thome, Cle.	111	Giambi, Ja., Oak.	.477	
Long, Oak.	162	Giambi, Ja., Oak.	47	Delgado, Tor.	111	Martinez, E., Sea.	.423	
Rodriguez, A., Tex.	162	Sweeney, K.C.	46	Glaus, Ana.	107	Thome, Cle.	.416	
Tejada, Oak.	162	Stewart, S., Tor.	44	Palmeiro, Tex.	101	Alomar, R., Cle.	.415	
Delgado, Tor.	162	Chavez, Oak.	43	Salmon, Ana.	96	Delgado, Tor.	.408	
Glaus, Ana.	161	Durham, SOX	42	Olerud, Sea.	94	Ramirez, M., Bos.	.405	
Anderson, G., Ana.	161	Martinez, E., Sea.	40	Martinez, E., Sea.	93	Olerud, Sea.	.401	
Palmeiro, Tex.	160	Ordonez, SOX	40	Grieve, T.B.	87	Rodriguez, A., Tex.	.399	
Ordonez, SOX	160	Mientkiewicz, Min.	39	Ramirez, M., Bos.	81	Williams, B., N.Y.	.395	
Hairston, Bal.	159	Anderson, G., Ana.	39	INTENTIONAL WALKS				
Olerud, Sea.	159	3 PLAYERS TIED	38	Ramirez, M., Bos.	25	Catalanotto, Tex.	.391	
AT-BATS		TRIPLES		Giambi, Ja., Oak.	24	EXTRA-BASE HITS		
Suzuki, Sea.	692	Guzman, Min.	14	Delgado, Tor.	22	Rodriguez, A., Tex.	87	
Anderson, G., Ana.	672	Beltran, K.C.	12	Olerud, Sea.	19	Giambi, Ja., Oak.	87	
Damon, Oak.	644	Alomar, R., Cle.	12	Thome, Cle.	14	Glaus, Ana.	81	
Stewart, S., Tor.	640	Cedeno, Det.	11	Sweeney, K.C.	13	Palmeiro, Tex.	80	
Gonzalez, A., Tor.	636	Durham, SOX	10	Williams, B., N.Y.	11	Boone, B., Sea.	77	
Rodriguez, A., Tex.	632	McLemore, Sea.	9	Suzuki, Sea.	10	Cruz Jr., Tor.	76	
Erstad, Ana.	631	Suzuki, Sea.	8	Posada, N.Y.	10	Thome, Cle.	76	
Long, Oak.	629	Vizquel, Cle.	8	Clark, Del.	10	Ramirez, M., Bos.	76	
Boone, B., Sea.	623	4 PLAYERS TIED	7	STRIKEOUTS				
Tejada, Oak.	622	HOME RUNS		Thome, Cle.	185	Chavez, Oak.	75	
RUNS		Rodriguez, A., Tex.	52	Grieve, T.B.	159	Sweeney, K.C.	75	
Rodriguez, A., Tex.	133	Thome, Cle.	49	Glaus, Ana.	158	MULTIHIT GAMES		
Suzuki, Sea.	127	Palmeiro, Tex.	47	Cameron, Sea.	155	Suzuki, Sea.	75	
Boone, B., Sea.	118	Glaus, Ana.	41	Gonzalez, A., Tor.	149	Boone, B., Sea.	65	
Alomar, R., Cle.	113	Ramirez, M., Bos.	41	Ramirez, M., Bos.	147	Stewart, S., Tor.	60	
Jeter, N.Y.	110	Delgado, Tor.	39	Cruz Jr., Tor.	138	Jeter, N.Y.	58	
Giambi, Ja., Oak.	109	Giambi, Ja., Oak.	38	Delgado, Tor.	136	Anderson, G., Ana.	56	
Damon, Oak.	108	Boone, B., Sea.	37	Branyan, Cle.	132	Rodriguez, A., Tex.	55	
Tejada, Oak.	107	Gonzalez, J., Cle.	35	Posada, N.Y.	132	Beltran, K.C.	54	
Beltran, K.C.	106	2 PLAYERS TIED	34	STOLEN BASES				
Durham, SOX	104	RUNS BATTED IN		Suzuki, Sea.	56	Alomar, R., Cle.	54	
HITS		Boone, B., Sea.	141	Cedeno, Det.	55	Ordonez, SOX	53	
Suzuki, Sea.	242	Gonzalez, J., Cle.	140	Soriano, N.Y.	43	Gonzalez, J., Cle.	53	
Boone, B., Sea.	206	Rodriguez, A., Tex.	135	McLemore, Sea.	39	OUTFIELD ASSISTS		
Stewart, S., Tor.	202	Ramirez, M., Bos.	125	Knoblauch, N.Y.	38	Mondesi, Tor.	18	
Rodriguez, A., Tex.	201	Thome, Cle.	124	Cameron, Sea.	34	Hunter, Min.	14	
Anderson, G., Ana.	194	Palmeiro, Tex.	123	Cruz Jr., Tor.	32	Beltran, K.C.	14	
Alomar, R., Cle.	193	Anderson, G., Ana.	123	Tyner, T.B.	31	Salmon, Ana.	13	
Jeter, N.Y.	191	Giambi, Ja., Oak.	120	Rivas, Min.	31	Winn, T.B.	12	
Beltran, K.C.	189	Martinez, E., Sea.	116	Beltran, K.C.	31	Dye, Oak.	12	
Ordonez, SOX	181	Chavez, Oak.	114	ORDONEZ, SOX				
2 PLAYERS TIED	178			Ordonez, SOX	11	Higginson, Det.	10	
				Gonzalez, J., Cle.	10	Gonzalez, J., Cle.	10	
				Erstad, Ana.	10	Erstad, Ana.	10	

American League Pitching Leaders

WINS		GAMES		HITS ALLOWED		STRIKEOUTS	
Mulder, Oak.	21	Quantrill, Tor.	80	Helling, Tex.	256	Nomo, Bos.	220
Clemens, N.Y.	20	Stanton, N.Y.	76	Sparks, Det.	244	Mussina, N.Y.	214
Moyer, Sea.	20	Grimsley, K.C.	73	Loaiza, Tor.	239	Clemens, N.Y.	213
Hudson, Oak.	18	Foulke, SOX	72	Radke, Min.	235	Zito, Oak.	205
Garcia, Sea.	18	Rhodes, Sea.	71	Weaver, Det.	235	Colon, Cle.	201
Zito, Oak.	17	Rivera, N.Y.	71	Carpenter, Tor.	229	Hudson, Oak.	181
Sabathia, Cle.	17	Borbon, Tor.	71	Schoeneweis, Ana.	227	Sabathia, Cle.	171
Mays, Min.	17	4 PLAYERS TIED	70	Suppan, K.C.	227	Pettitte, N.Y.	164
Mussina, N.Y.	17	GAMES STARTED		Pettitte, N.Y.	224	Garcia, Sea.	163
Abbott, Sea.	17	Zito, Oak.	35	Ortiz, Ana.	223	Martinez, P., Bos.	163
		Hudson, Oak.	35	HOME RUNS ALLOWED		STRIKEOUTS PER 9 IP	
WINNING PERCENTAGE		9 PLAYERS TIED	34	Helling, Tex.	38	Nomo, Bos.	10.0
Clemens, N.Y.	.870	COMPLETE GAMES		Milton, Min.	35	Clemens, N.Y.	8.7
Abbott, Sea.	.810	Sparks, Det.	8	Rupe, T.B.	30	Zito, Oak.	8.6
Sabathia, Cle.	.773	Mulder, Oak.	6	Carpenter, Tor.	29	Sabathia, Cle.	8.5
Moyer, Sea.	.769	Radke, Min.	6	Johnson, J., Bal.	28	Mussina, N.Y.	8.4
Garcia, Sea.	.750	Weaver, Det.	5	Heredia, Oak.	27	Colon, Cle.	8.1
Sele, Sea.	.750	Buehrle, SOX	4	Loaiza, Tor.	27	Wakefield, Bos.	7.9
Mulder, Oak.	.724	Garcia, Sea.	4	5 PLAYERS TIED	26	Pettitte, N.Y.	7.4
Lidle, Oak.	.684	Mays, Min.	4	HIT BATSMEN		Hudson, Oak.	6.9
Milton, Min.	.682	Mussina, N.Y.	4	Wakefield, Bos.	18	Carpenter, Tor.	6.6
Zito, Oak.	.680	4 PLAYERS TIED	3	Carpenter, Tor.	16	WILD PITCHES	
LOSSES		GAMES FINISHED		Schoeneweis, Ana.	14	Clemens, N.Y.	14
Mercedes, Bal.	17	Foulke, SOX	69	Weaver, Det.	14	K. Wells, SOX	14
Durbin, K.C.	16	Rivera, N.Y.	66	Johnson, J., Bal.	13	Reichert, K.C.	12
Weaver, Det.	16	Sasaki, Sea.	63	Michalak, Tex.	13	Abbott, Sea.	11
Suppan, K.C.	14	Koch, Tor.	56	Wilson, P., T.B.	13	Mays, Min.	11
Valdes, Ana.	13	Wichman, Cle.	56	Zito, Oak.	13	Sturtze, T.B.	11
Mays, Min.	13	Hernandez, K.C.	55	4 PLAYERS TIED	12	Stein, K.C.	10
Rekar, T.B.	13	Isringhausen, Oak.	54	WALKS		5 PLAYERS TIED	9
7 PLAYERS TIED	12	Zimmerman, Tex.	53	Nomo, Bos.	96	BALKS	
EARNED RUN AVERAGE		Hawkins, Min.	51	Sabathia, Cle.	95	Michalak, Tex.	6
Garcia, Sea.	3.05	Yan, T.B.	51	Colon, Cle.	90	Buehrle, SOX	5
Mussina, N.Y.	3.15	SHUTOUTS		Abbott, Sea.	87	Moreno, Tex.	3
Mays, Min.	3.16	Mulder, Oak.	4	Zito, Oak.	80	Sabathia, Cle.	3
Buehrle, SOX	3.29	Garcia, Sea.	3	Stein, K.C.	79	Woodard, Cle.	3
Hudson, Oak.	3.37	Mussina, N.Y.	3	Sturtze, T.B.	79	9 PLAYERS TIED	2
Moyer, Sea.	3.43	Buehrle, SOX	2	Johnson, J., Bal.	77	OPPONENTS AVERAGE	
Mulder, Oak.	3.45	Carpenter, Tor.	2	Schoeneweis, Ana.	77	Garcia, Sea.	.225
Zito, Oak.	3.49	Mays, Min.	2	Ortiz, Ana.	76	Sabathia, Cle.	.228
Clemens, N.Y.	3.51	Nomo, Bos.	2	FEWEST WALKS PER 9 IP		Buehrle, SOX	.230
Lidle, Oak.	3.59	Radke, Min.	2	Radke, Min.	1.0	Zito, Oak.	.230
INNINGS PITCHED		Zito, Oak.	2	Mussina, N.Y.	1.7	Nomo, Bos.	.231
Garcia, Sea.	238.2	11 PLAYERS TIED	1	Pettitte, N.Y.	1.8	Mays, Min.	.235
Hudson, Oak.	235.0	SAVES		Loaiza, Tor.	1.9	Mussina, N.Y.	.237
Mays, Min.	233.2	Rivera, N.Y.	50	Moyer, Sea.	1.9	Abbott, Sea.	.238
Sparks, Det.	232.0	Sasaki, Sea.	45	Buehrle, SOX	2.0	Moyer, Sea.	.239
Mulder, Oak.	229.1	Foulke, SOX	42	Sele, Sea.	2.1	Lidle, Oak.	.242
Weaver, Det.	229.1	Percival, Ana.	39	Lidle, Oak.	2.3		
Mussina, N.Y.	228.2	Koch, Tor.	36	Mays, Min.	2.5		
Radke, Min.	226.0	Isringhausen, Oak.	34				
Colon, Cle.	222.1	Wickman, Cle.	32				
Buehrle, SOX	221.1	Zimmerman, Tex.	28				
		Hernandez, K.C.	28				
		Hawkins, Min.	28				

MAJOR LEAGUE ATTENDANCE

CLUB	HOME				SEASON HIGH		--LAST YEAR--		ROAD		
	TOTAL	AVG	DATES	GAMES	TOTAL	DATE	TOTAL	DIFF	TOTAL	AVG	DATES
SEA.	3,507,507	43,303	81	(81)	45,972	8/20	3,150,034	357,473	2,572,884	31,764	81
N.Y.	3,264,777	40,810	80	(80)	55,814	4/02	3,230,072	34,705	2,817,798	34,788	81
CLE.	3,175,523	39,694	80	(80)	42,647	7/05	3,456,378	280,855-	2,371,400	29,277	81
BAL.	3,094,841	38,686	80	(80)	49,072	7/07	3,295,185	200,344-	2,345,105	28,952	81
TEX.	2,831,111	34,952	81	(82)	49,603	6/09	2,800,147	30,964	2,253,200	28,165	80
BOS.	2,625,333	32,412	81	(81)	33,977	8/06	2,586,044	39,289	2,700,811	33,760	80
OAK.	2,133,277	26,337	81	(81)	51,838	7/03	1,728,888	404,389	2,266,280	28,329	80
ANA.	2,000,919	24,703	81	(81)	43,489	8/24	2,066,977	66,058-	2,499,385	30,857	8
DET.	1,921,305	24,016	80	(81)	40,104	4/03	2,533,752	612,447-	2,213,272	27,666	80
TOR.	1,915,438	23,647	81	(82)	48,115	4/09	1,820,290	95,148	2,219,908	27,749	80
MIN.	1,782,926	22,287	80	(81)	48,101	4/09	1,059,715	723,211	2,274,455	28,080	81
SOX	1,766,172	22,077	80	(81)	45,963	6/08	1,947,799	181,657-	2,209,357	27,276	81
K.C.	1,536,371	18,968	81	(81)	40,150	4/06	1,678,068	141,697-	2,239,324	27,992	80
T.B.	1,298,365	16,029	81	(81)	41,546	4/03	1,360,572	62,207-	2,289,278	28,263	81
TOTALS	32,853,835	29,126	1128	(1133)			32,713,921	139,914	33,272,455	29,497	1128

CLUB	HOME				SEASON HIGH		--LAST YEAR--		ROAD		
	TOTAL	AVG	DATES	GAMES	TOTAL	DATE	TOTAL	DIFF	TOTAL	AVG	DATES
S.F.	3,307,686	40,836	81	(81)	41,901	7/22	3,244,167	63,519	2,856,092	35,260	81
COL.	3,140,416	38,771	81	(81)	48,576	7/06	3,279,440	139,024-	2,498,241	30,842	81
ST. L.	3,113,091	38,433	81	(82)	48,702	4/09	3,336,493	223,402-	2,710,675	33,883	80
L.A.	3,017,502	37,253	81	(81)	54,636	7/04	3,010,819	6,683	2,665,752	32,911	81
HOU.	2,904,280	35,855	81	(81)	43,734	10/04	3,056,120	151,840-	2,344,425	29,305	80
ATL.	2,823,494	34,858	81	(81)	50,524	6/16	3,234,304	410,810-	2,303,545	28,794	80
MIL.	2,811,041	34,704	81	(81)	43,624	7/14	1,573,621	1,237,420	2,311,767	29,263	79
CHI.	2,779,454	35,183	79	(81)	40,657	8/20	2,789,508	10,054-	2,822,689	34,848	81
ARI.	2,744,433	33,882	81	(81)	47,570	7/28	2,946,454	202,021-	2,568,808	32,110	80
N.Y.	2,658,279	32,818	81	(81)	55,067	4/14	2,800,221	141,942-	2,426,433	29,956	81
PIT.	2,436,290	30,839	79	(81)	39,392	8/11	1,748,908	687,382	2,200,723	27,509	80
S.D.	2,378,116	29,726	80	(81)	61,277	4/10	2,423,147	45,031-	2,538,705	31,342	81
CIN.	1,879,872	23,796	79	(81)	41,901	4/02	2,577,131	697,259-	2,669,637	32,958	81
PHI.	1,782,054	22,847	78	(81)	59,470	7/15	1,612,769	169,285	2,117,842	26,808	79
FLA.	1,261,220	15,765	80	(80)	44,313	7/13	1,218,326	42,894	2,088,698	26,109	80
MON.	619,451	7,648	81	(81)	45,183	4/06	886,124	266,673-	2,114,027	26,425	80
TOTALS	39,656,679	30,861	1285	(1296)			39,737,552	80,873-	39,238,059	30,535	1285

GRAND

TOTALS	72,510,514	30,050	2413	(2429)			72,451,473	59,041	72,510,514	30,049	2413
---------------	-------------------	---------------	-------------	---------------	--	--	-------------------	---------------	-------------------	---------------	-------------

White Sox 2001 Attendance Notes

■ The White Sox drew 1,766,172 fans to Comiskey Park in 2001 (22,077 per game), the ninth best total in club history ... the Top 10 attendance seasons in Sox history:

Year	Attendance	Year	Attendance
1991	2,934,154	1990	2,002,359
1992	2,681,156	2000	1,947,799
1993	2,581,091	1997	1,865,222
1984	2,136,988	2001	1,766,172
1983	2,132,821	1994	1,697,398

■ The Sox have drawn 3,713,971 to Comiskey Park in the past two seasons ... since the new ballpark opened in April 1991, the Sox have drawn 21,489,178, an average of 1.95 million per season.

■ The crowd of 45,936 for the first game of the White Sox vs. Cubs series on 6/8 was the largest regular-season turnout in new Comiskey Park history ... the paid attendance of 136,864 for the three-game series vs. the Cubs (6/8-10) was the largest in ballpark history.

HISTORY



WHITE SOX TIMELINE

- Nov. 20, 1893 At a meeting held in the Grand Hotel Indianapolis, the Western League is formally organized. Charles Comiskey nominates Ban Johnson for president of the league. The Sioux City franchise is awarded to a local businessman named H. H. Drale. A year later Comiskey's contract with the Cincinnati Redlegs expires. At the behest of Ban Johnson, Charles Comiskey purchases the Sioux City team and moves it to St. Paul.
- Oct. 11, 1899 The American League is christened in Chicago, amid rumors that the St. Paul club will transfer to the south side.
-
- March 21, 1900 An agreement is signed which lands the St. Paul Saints in Chicago.
- April 2, 1900 Playing as the Chicago team for the first time, the White Stockings defeat the University of Illinois, 10-9, in Champaign. Roy Patterson is the victor.
- April 21, 1900 The Chicago White Sox play their first game in a small wooden ballpark located at 39th and Princeton. The Sox lose to Milwaukee, 5-4.
- April 22, 1900 The Sox defeat the Brewers, 5-3, behind Roger Denzer for the club's first victory.
- Sept. 12, 1900 The White Sox clinch the 1900 pennant by defeating the Cleveland Blues, 12-4, in Chicago.
- Jan. 28, 1901 Meeting in closed door sessions in Chicago, the American League drafts a 140-game schedule and declares itself to be a second Major League.
- April 24, 1901 The first "official" American League game is played in Chicago with Roy Patterson defeating Cleveland, 8-2.
- Sept. 21, 1901 Even though they lose in Philadelphia, the White Sox capture their second consecutive American League pennant.
- Sept. 20, 1902 Nixey Callahan fires the first Sox no-hitter against the Detroit Tigers.
- June 9, 1903 The White Sox are incorporated under Illinois law with \$5,000 capital.
- June 5, 1904 Fielder Jones replaces Nixey Callahan as manager.
- Oct. 2, 1904 Doc White's streak of 45.0 consecutive scoreless innings is snapped by the New York Highlanders in Chicago.
- August 23, 1906 The White Sox win their 19th successive game, downing the Washington Senators, 4-1, behind pitcher Roy Patterson.
- Oct. 14, 1906 The Sox claim the only all-Chicago World Series, defeating the Cubs, 8-3, in the finale to win four of the six meetings.
- Oct. 5, 1908 Ed Walsh wins his 40th game of the season, downing Detroit, 6-1. His win total remains a Chicago single-season record.
- Jan. 19, 1909 Charles Comiskey purchases a tract of land near the corner of 35th and Shields from Roxanna Bowen, a descendant of former Chicago Mayor John Wentworth. Later that year, architect Zachary Taylor Davis is commissioned to design a spacious ballpark for the Sox on the site.
- Oct. 6, 1909 Davis submits his proposed ballpark design to Comiskey for approval.
-
- March 17, 1910 The cornerstone of Comiskey Park is laid on St. Patrick's Day.
- June 27, 1910 The Sox play for the last time at the 39th St. Grounds, losing to Cleveland, 7-2.
- July 1, 1910 Comiskey Park opens to a packed house but the Sox lose to St. Louis, 2-0.
- Nov. 13, 1913 The White Sox and New York Giants begin a celebrated worldwide tour which is highlighted by a special exhibition game before King George of England.
- June 1, 1914 Red Faber begins his 20-year career with the White Sox by losing, 2-1, in a 13-inning decision to the Tigers.
- August 20, 1915 The contract of "Shoeless" Joe Jackson is purchased from Cleveland for \$31,500.
- Sept. 21, 1917 The Sox win the pennant when Red Faber defeats the Red Sox, 2-1, in Boston.
- Sept. 29, 1917 The White Sox defeat the New York Yankees to win their 100th game of the season, a feat unmatched in club history.
- Oct. 15, 1917 Chicago wins its second World Series title by defeating the New York Giants, 4-2.
-
- Sept. 29, 1920 Eight White Sox players are suspended by Charles Comiskey for their part in the 1919 World Series fix.
- August 2, 1921 After only two hours of deliberation, the jury in the "Black Sox" trial returns a verdict of not-guilty, but later the players were banned for life by Judge Kenesaw Mountain Landis.
- April 30, 1922 Rookie pitcher Charlie Robertson hurls a perfect game at Detroit.
- July 2, 1923 Future Hall-of-Fame pitcher Ted Lyons makes his White Sox pitching debut in relief.
- Oct. 10, 1924 Charles Comiskey and John McGraw kick off a second European barnstorming tour, taking their clubs to London, Dublin, Glasgow, Berlin, Paris and Rome.
- April 20, 1927 The newly-expanded Comiskey Park reopens but the Sox lose to Cleveland, 5-4. The new outfield upper deck accommodates 23,200 additional fans.
- August 20, 1929, ... Red Faber Day is celebrated at Comiskey Park.

- Sept. 10, 1930 Rookie shortstop Luke Appling, destined for the Hall of Fame, makes his major-league debut.
- Oct. 26, 1931 Charles Comiskey dies at his summer resort in Eagle River, Wisconsin, leaving an estate valued at \$1,529,707 to his son J. Louis.
- Sept. 28, 1932 J. Louis Comiskey attempts to rebuild the White Sox by purchasing Jimmy Dykes, Al Simmons, and Mule Haas from the A's for \$150,000.
- July 6, 1933 The first All-Star Game is played in Comiskey Park. The American League prevails behind Lefty Gomez.
- May 15, 1934 Jimmy Dykes replaces Lew Fonseca as Sox manager.
- Sept. 3, 1936 Luke Appling's club-record 27-game hitting streak is ended by Boston's Wes Farrell.
- July 18, 1939 J. Louis Comiskey dies at the age of 56 at the family's Eagle River resort.
- August 14, 1939 The first night game is played in Chicago at Comiskey Park before a crowd of 30,000. The Sox prevail over the Browns by a 5-2 score.
-
- Feb. 29, 1940 A federal judge awards Grace Comiskey, J. Lou's widow, her dower rights and denies the First National Bank of Chicago a petition to seek outside bids to sell the Sox.
- Sept. 15, 1940 Ted Lyons Day is celebrated in Comiskey Park.
- March 4, 1941 Grace Comiskey is elected team president and her daughter, Dorothy Rigney, is appointed secretary.
- August 13, 1943 Luke Appling collects his 2,000th hit against the Red Sox.
- April 28, 1946 Ted Lyons wins the 260th and final game of his major-league career, a 4-3 decision over the Browns.
- May 24, 1946 After a club-record 12 years at the helm, Jimmy Dykes resigns as manager. Ted Lyons is appointed to replace him.
- June 8, 1947 Luke Appling Day is celebrated in Comiskey Park.
- July 5, 1947 The American League color barrier is broken in Comiskey Park when 22-year old Larry Doby is sent to pinch-hit for the Cleveland Indians.
- July 18, 1948 Pat Seerey slugs four home runs in one game at Philadelphia.
- Oct. 4, 1948 Chuck Comiskey is appointed vice president of the Sox.
- Oct. 8, 1948 Frank Lane is recruited from the Big Ten Conference to replace Les O'Connor as general manager.
-
- July 11, 1950 The All-Star Game returns to Comiskey Park and the National League wins a 4-3, 13-inning decision. Ewell Blackwell is the winning pitcher.
- Oct. 1, 1950 Luke Appling collects his final hit in an illustrious career that spans 20 seasons and 2,422 games, all in a White Sox uniform.
- 1951 Season The "Go-Go" era of White Sox baseball dawns as the club draws over 1 million customers for the first time. In May, the team wins 14 consecutive games.
- May 1, 1951 Minnie Minoso makes his White Sox debut, becoming the first black to play for the team. In his first plate appearance, Minoso hits a home run against Vic Raschi of the Yankees.
- Sept. 10, 1954 Manager Paul Richards resigns to accept a position with the Orioles.
- Dec. 16, 1955 Following the announcement of Frank Lane's resignation, Chuck Comiskey, grandson of the "Old Roman," and John Dungan Rigney are elevated to co-general managers.
- Oct. 29, 1956 Al Lopez replaces Marty Marion as manager.
- Dec. 10, 1956 The "grand lady of baseball," Grace Comiskey, dies. Controlling interest in the White Sox is retained by her daughter, Dorothy.
- Dec. 20, 1958 Bill Veeck and his partners gain majority control of the White Sox after a lengthy court battle with the Comiskey heirs.
- April 22, 1959 In one of the strangest games in Sox annals, the club scores 11 runs on one hit in the seventh inning against the A's.
- August 21, 1959 Nellie Fox Day is celebrated at Comiskey Park.
- Sept. 22, 1959 The Sox end a 40-year pennant drought by clinching the American League title at Cleveland.
-
- May 1, 1960 The new scoreboard explodes for the first time when Al Smith hits a two-run home run off Jim Bunning in the first game of a doubleheader.
- June 10, 1961 Due to falling health and other considerations, Bill Veeck sells his White Sox holdings to his former business associate, Arthur Allyn Jr. A year later, Chuck Comiskey sells his minority interest in the team to Allyn.
- July 22, 1962 Floyd Robinson collects six singles in six at-bats against Boston.
- Nov. 11, 1965 Al Lopez resigns as manager.
- 1968-69 To bolster sagging attendance, the White Sox play "home" games at County Stadium in Milwaukee against each AL opponent, going 1-8 in 1968 and 7-4 in 1969.
- 1969 Season AstroTurf is installed in the Comiskey Park infield. In 1976 it is replaced with natural grass.
- Sept. 24, 1969 Arthur Allyn Jr. sells the White Sox to his brother, John, ending speculation that the Sox will depart for Milwaukee.

- July 19, 1970 Luis Aparicio Day is celebrated in Comiskey Park.
- Sept. 2, 1970 Following the club's worst season in history, General Manager Stu Holcomb hires Roland Hemond to rebuild the franchise.
- Sept. 30, 1971 Bill Melton becomes the first Sox player to win the American League home run title when he connects against Milwaukee's Bill Parsons on the last day of the season.
- May 20, 1973 A Sunday doubleheader against the Twins attracts 55,555, a Comiskey Park attendance record.
- Dec. 10, 1975 The American League owners reverse their former position and accept Bill Veeck's bid to purchase the White Sox from John Allyn.
- July 3, 1976 The Sox lose to Texas, 3-0, in the first morning game in Comiskey Park history. The first pitch is at 10:30 a.m.
- 1977 Season With nine players in double figures for homers, the '77 White Sox affectionately are dubbed the "South Side Hillmen." Their club record for home runs (192) stands until 1996 (195).
- June 30, 1978 Larry Doby replaces Bob Lemon as manager, becoming the first African-American manager in club history and the second in American League history.
- July 12, 1979 Bill Veeck's celebrated "Disco Demolition Night" results in a forfeit to the Detroit Tigers.
- August 2, 1979 Tony La Russa replaces Don Kessinger as manager.
- August 22, 1980 Bill Veeck agrees to sell the White Sox to Edward DeBartolo of Youngstown, Ohio, but the league denies the sale because of DeBartolo's racing holdings.
- Jan. 29, 1981 Jerry Reinsdorf, in concert with Eddie Einhorn, heads a group that purchases the club from Bill Veeck.
- July 6, 1983 Comiskey Park plays host to the golden anniversary All-Star Game, 50 years to the day after the initial mid-summer classic also was held at Comiskey Park. The American League prevails, 13-3.
- Sept. 17, 1983 The Sox clinch the American League West title at Comiskey Park against Seattle, winning the division by 20 games, a major-league record.
- May 9, 1984 The Sox win the longest game in American League history, 5-4, against Milwaukee at Comiskey Park. Harold Baines ends the two-day, 25-inning marathon with a home run.
- Sept. 26, 1984 Despite a losing season, the Sox close out the year with an attendance of 2,136,988, becoming the first Chicago team to surpass the 2 million mark in consecutive years.
- July 1, 1985 The 75th anniversary of Comiskey Park, the nation's oldest ballpark, is celebrated.
- August 4, 1985 Tom Seaver wins his 300th game before a packed house in Yankee Stadium.
- June 20, 1986 Tony La Russa is fired as Sox manager.
- Oct. 29, 1986 Larry Himes replaces Ken Harrelson as general manager.
- Dec. 5, 1986 The Illinois General Assembly passes funding legislation to build a new home for the White Sox across the street from Comiskey Park.
- July 22, 1987 Harold Baines belts a home run off of Baltimore's Mike Boddicker to break Bill Melton's team record of 154.
- Oct., 1987 The Illinois State Senate confirms four gubernatorial appointees to the Illinois Sports Facilities Authority. The vote, in concert with the three previous mayoral appointments, finalizes formation of the body charged with the development of the new White Sox stadium.
- June 30, 1988 At the stroke of midnight, the Illinois General Assembly approves an amended stadium bill ensuring that the club will remain in Chicago. The new stadium is scheduled for a 1991 opening.
- Nov. 3, 1988 Jeff Torborg is named manager of the White Sox.
- May 7, 1989 Mayor Richard M. Daley and Governor James Thompson are among the celebrities who participate in ground-breaking ceremonies for the New Comiskey Park.
- July 17, 1989 Catcher Carlton Fisk notches his 2,000th career hit against New York at Comiskey Park.
- August 20, 1989 Following his trade to Texas, the team retires Harold Baines' uniform No. 3. Baines joins Frank Robinson and Phil Niekro as the only active players to have their uniform numbers retired.
- April 9, 1990 The final opening day takes place at old Comiskey Park with the White Sox edging the Brewers, 2-1.
- July 1, 1990 Comiskey Park celebrates its 80th birthday and New York pitcher Andy Hawkins hurls a no-hitter, only to lose to the White Sox, 4-0.
- July 11, 1990 The White Sox celebrate "Turn Back the Clock Day" at Comiskey Park in honor of the 1917 World Series Champion White Sox.
- August 17, 1990 Carlton Fisk sets the major-league record for home runs by a catcher, cracking No. 328 off Charlie Hough at Texas. Fisk surpasses Johnny Bench's previous mark of 327 and also becomes the Sox's all-time leader with No. 187.
- Sept. 3, 1990 Bobby Thigpen sets a major-league record for saves with his 47th vs. the Royals at Comiskey Park. Thigpen increases his record total to 57 by season's end.

- Sept. 29, 1990 The last night game at old Comiskey Park is played with the White Sox downing Seattle, 5-2.
- Sept. 30, 1990 The final game at old Comiskey Park takes place and the White Sox edge Seattle, 2-1. The final regular-season won-loss record at old Comiskey Park is 3,024-2,926 (.508).
- Nov. 5, 1990 Ron Schueler is hired as senior vice president of major league operations.
- April 18, 1991 New Comiskey Park opens before a sellout crowd of 42,191 as the Tigers cruise past the White Sox, 16-0.
- April 22, 1991 Frank Thomas hits the first White Sox home run in new Comiskey Park as the Sox defeat Baltimore, 8-7, in the first night contest in the new ballpark.
- July 22, 1991 Former White Sox owner Bill Veeck is inducted into the National Baseball Hall of Fame in Cooperstown, N.Y.
- August 11, 1991 Left-hander Wilson Alvarez throws a no-hitter in his first start with the White Sox and second as a major leaguer. The Sox beat the Baltimore Orioles, 7-0, at Memorial Stadium.
- 1991 Season The White Sox break the franchise's all-time attendance record by attracting 2,934,154 fans to new Comiskey Park.
- Oct. 11, 1991 Jeff Torborg resigns as manager.
- Nov. 26, 1991 Gene Lamont is named White Sox manager.
- April 9, 1993 Bo Jackson homers with his first swing of the bat in the club's home opener as he becomes the first major leaguer in history to play with an artificial hip.
- June 22, 1993 Carlton Fisk catches his 2,226th game, breaking Bob Boone's record for games caught in a career.
- August 31, 1993 Tim Lincecum steals his 744th career base, taking over sole possession of fourth on the all-time list. In the same game at New York, Raines becomes the second player in Sox history to homer from both sides of the plate.
- Sept. 27, 1993 Bo Jackson hits a three-run home run as the Sox beat Seattle, 4-2, to clinch their first American League West title in 10 seasons.
- August 12, 1994 The Sox lead the American League Central by 1.0 game over Cleveland when the season is postponed due to a strike by the Major League Baseball Players Association.
- June 2, 1995 Gene Lamont is dismissed as manager and replaced by third base coach Terry Bevington.
- July 11, 1995 Frank Thomas becomes the first White Sox player to homer in an All-Star Game when he connects off Cincinnati's John Smiley in the fourth inning.
- Sept. 2, 1995 Tim Lincecum has his American League-record streak of 40 consecutive stolen bases stopped when he is caught stealing in the third inning.
- Sept. 4, 1995 Third baseman Robin Ventura ties a major-league record as he becomes only the eighth player to hit two grand slams in one game (fourth and fifth innings). Ventura ties the franchise record with eight RBI at Texas.
- Sept. 23, 1995 Lance Johnson matches a major-league and White Sox record with six hits in a nine-inning game. Johnson also sets a club record with three triples in the game at Minnesota's Metrodome.
- Sept. 15, 1996 Frank Thomas hits his 215th career home run to pass Carlton Fisk as the franchise's all-time leader. Thomas homers three times off Boston's Tim Wakefield (his first career three-homer game) at Fenway Park.
- Sept. 27, 1996 Danny Tartabull hits the Sox 193rd home run to surpass the club mark set by the 1977 "South Side Hitmen."
- April 15, 1997 Exactly 50 years after breaking baseball's color barrier, Jackie Robinson's uniform No. 42 is retired by Major League Baseball in a ceremony prior to the Mets-Dodgers game at New York's Shea Stadium.
- June 16, 1997 The White Sox and Cubs meet for the first time ever during the regular season in the first of three games at Comiskey Park. The Cubs win the opener, 8-3, but the Sox rebound to win the final two games, 5-3 and 3-0. The series attracts the top two regular-season crowds in new Comiskey Park history, with 44,249 attending the game on 6/17 and 44,204 turning out for the series finale on 6/18. The Sox opened interleague play on 6/13 at Cincinnati's Cinergy Field with a 2-0 victory as Ray Durham leads off the game with a home run.
- August 3, 1997 Nellie Fox is inducted into the National Baseball Hall of Fame in Cooperstown, N.Y. Fox, who played with the Sox from 1950-63, batted .288 with 35 home runs and 790 RBI over his 19-year career. He is further honored when the White Sox hold "Nellie Fox Day" at Comiskey Park on 8/16.
- Sept. 14, 1997 Carlton Fisk's uniform No. 72 is retired in a ceremony prior to the White Sox game vs. Cleveland. Fisk, who played with Chicago from 1981-93, becomes the eighth Sox player to have his number retired, joining Nellie Fox (No. 2), Harold Baines (3), Luke Appling (4), Minnie Miñoso (9), Luis Aparicio (11), Ted Lyons (16) and Billy Pierce (19).

- Sept. 28, 1997 Frank Thomas finishes with a .347 average to become the second player (third time) in club history to capture the American League batting title. Thomas wins by .017 over Seattle's Edgar Martinez as he joins Luke Appling (1936 and 1944) as the only Sox players to win the crown.
- Dec. 4, 1997 Jerry Manuel is named the club's 36th manager. Manuel becomes the second minority manager in Sox history (Larry Doby served as interim manager for 87 games in 1978) and the first African-American hired as manager or head coach in Chicago sports history.
- July 31, 1998 Albert Belle establishes a major-league record by hitting his 16th home run in July, breaking the previous mark of 15 shared by Joe DiMaggio (1937), Hank Greenberg (1938), Joe Adcock (1956) and Juan Gonzalez (1996).
- Sept. 1, 1998 Albert Belle hits his 42nd home run and records his 337th total base at Baltimore to set franchise single-season records in both categories. Belle eclipses the existing home run mark held by Frank Thomas (1993) and total bases mark held by Joe Jackson (1920).
- Sept. 26, 1998 The White Sox hit their 196th home run to break the franchise record of 195 set by the 1996 club. Brian Simmons homers from both sides of the plate to become the third player in franchise history to accomplish that feat.
- May 4, 1999 Ray Durham hits his ninth career leadoff home run at Baltimore, tying Tim Lincecum's club record.
- May 29, 1999 Greg Norton hits two home runs for the second straight game, becoming the first Sox player since Zeke Bonura in May 1935 to accomplish that feat.
- July 6, 1999 Chris Singleton becomes the fourth player in franchise history (first rookie) to hit for the cycle when he goes 5-6 with four RBI vs. Kansas City.
-
- April 27, 2000 Jose Valentin becomes the fifth player in club history and second in two years (Chris Singleton) to hit for the cycle ... Valentin produces a "natural" cycle when he singled in the first inning, doubled in the second, tripled in the third and homered in the eighth.
- April 30, 2000 The White Sox set a major-league record by scoring 181 runs in April, breaking the mark of 180 set by Texas in 1998.
- July 4, 2000 Ray Durham and Jose Valentin lead off the game at Kansas City with back-to-back home runs, marking the first time the Sox have accomplished that feat since Boze Berger and Mike Kreevich did it on 9/2/37 vs. Boston ... the White Sox 12-game road winning streak, the longest in baseball since Detroit won 17 straight to open the 1984 season, ends at Kansas City ... the Sox last 10 road wins come vs. teams who were .500 or above at the time of the game ... according to Elias Sports Bureau, the Sox are the only team in baseball since 1900 to accomplish that feat.
- July 14, 2000 Frank Thomas breaks Luke Appling's 50-year-old club record of 1,116 RBI vs. St. Louis, reaching the mark in 1,459 games ... Appling set the mark in 2,422 games.
- Sept. 15, 2000 The White Sox hit their 200th home run of the season, breaking the franchise record of 198 set in 1998.
- Sept. 20, 2000 The White Sox score their 925th run breaking the club record of 920 set in 1936.
- Sept. 24, 2000 Chicago clinches the American League Central Division title at Minnesota, securing its first playoff berth since 1993.
- July 10, 2001 Magglio Ordonez goes 2-3 with a home run at the All-Star Game in Seattle, becoming the second player in Sox history to homer in the Midsummer Classic ... his solo home run off the Cubs Jon Lieber follows a solo shot by New York's Derek Jeter as they become the fifth teammates in All-Star Game history to hit back-to-back homers.
- October 7, 2001 Magglio Ordonez hits his 40th double on the season's final day at Minnesota to become just the seventh player in major-league history (first in the American League) to hit .300 with 40 doubles, 30 home runs, 100 RBI and 25 stolen bases in one season.

Highest Scoring White Sox Innings

Following is a list of the highest-scoring innings in White Sox history: first (11 runs on August 3, 1956 vs. Baltimore); second (eight, twice last on September 2, 2001 vs. Cleveland); third (nine on August 4, 1992 vs. Minnesota); fourth (13 on September 26, 1943 at Washington); fifth (11 on April 18, 2000 vs. Seattle); sixth (11 on September 15, 1983 vs. Seattle); seventh (11 on April 22, 1959 at Kansas City); eighth (11 on July 28, 1931 at New York); and ninth (11 on August 19, 1970 at Boston).

POSTSEASON SUMMARY

Game	Date	Site	Score	Winner	Loser
1906 WORLD SERIES (WHITE SOX 4, CUBS 2)					
1	Oct. 9	West Side Grounds	White Sox 2 , Cubs 1	Altrock	Brown
2	Oct. 10	South Side Park	Cubs 7, White Sox 1	Reulbach	White
3	Oct. 11	West Side Grounds	White Sox 3 , Cubs 0	Walsh	Pfiester
4	Oct. 12	South Side Park	Cubs 1, White Sox 0	Brown	Altrock
5	Oct. 13	West Side Grounds	White Sox 8 , Cubs 6	Walsh	Pfiester
6	Oct. 14	South Side Park	White Sox 8 , Cubs 3	White	Brown
1917 WORLD SERIES (WHITE SOX 4, GIANTS 2)					
1	Oct. 6	Comiskey Park	White Sox 2 , Giants 1	Cicotte	Sallee
2	Oct. 7	Comiskey Park	White Sox 7 , Giants 2	Faber	Anderson
3	Oct. 10	Polo Grounds	Giants 2, White Sox 0	Benew	Cicotte
4	Oct. 11	Polo Grounds	Giants 5, White Sox 0	Schupp	Faber
5	Oct. 13	Comiskey Park	White Sox 8 , Giants 5	Faber	Sallee
6	Oct. 15	Polo Grounds	White Sox 4 , Giants 2	Faber	Benton
1919 WORLD SERIES (REDS 5, WHITE SOX 3)					
1	Oct. 1	Crosley Field	Reds 9, White Sox 1	Ruether	Cicotte
2	Oct. 2	Crosley Field	Reds 4, White Sox 2	Sallee	Williams
3	Oct. 3	Comiskey Park	White Sox 3 , Reds 0	Kerr	Fisher
4	Oct. 4	Comiskey Park	Reds 2, White Sox 0	Ring	Cicotte
5	Oct. 6	Comiskey Park	Reds 5, White Sox 0	Eller	Williams
6	Oct. 7	Crosley Field	White Sox 5 , Reds 4	Kerr	Ring
7	Oct. 8	Crosley Field	White Sox 4 , Reds 1	Cicotte	Sallee
8	Oct. 9	Comiskey Park	Reds 10, White Sox 5	Eller	Williams
1959 WORLD SERIES (DODGERS 4, WHITE SOX 2)					
1	Oct. 1	Comiskey Park	White Sox 11 , Dodgers 0	Wynn	Craig
2	Oct. 2	Comiskey Park	Dodgers 4, White Sox 3	Podres	Shaw
3	Oct. 4	Los Angeles Coliseum	Dodgers 3, White Sox 1	Drysdale	Donovan
4	Oct. 5	Los Angeles Coliseum	Dodgers 5, White Sox 4	Sherry	Staley
5	Oct. 6	Los Angeles Coliseum	White Sox 1 , Dodgers 0	Shaw	Koufax
6	Oct. 8	Comiskey Park	Dodgers 9, White Sox 3	Sherry	Wynn
1983 AMERICAN LEAGUE CHAMPIONSHIP SERIES (ORIOLES 3, WHITE SOX 1)					
1	Oct. 5	Memorial Stadium	White Sox 2 , Orioles 1	Hoyt	McGregor
2	Oct. 6	Memorial Stadium	Orioles 4, White Sox 0	Boddicker	Bannister
3	Oct. 7	Comiskey Park	Orioles 11, White Sox 1	Flanagan	Dotson
4	Oct. 8	Comiskey Park	Orioles 3, White Sox 0	T. Martinez	Burns
1993 AMERICAN LEAGUE CHAMPIONSHIP SERIES (BLUE JAYS 4, WHITE SOX 2)					
1	Oct. 5	Comiskey Park	Blue Jays 7, White Sox 3	Guzman	McDowell
2	Oct. 6	Comiskey Park	Blue Jays 3, White Sox 1	Stewart	Fernandez
3	Oct. 8	SkyDome	White Sox 6 , Blue Jays 1	Alvarez	Hentgen
4	Oct. 9	SkyDome	White Sox 7 , Blue Jays 4	Belcher	Stottlemire
5	Oct. 10	SkyDome	Blue Jays 5, White Sox 3	Guzman	McDowell
6	Oct. 12	Comiskey Park	Blue Jays 6, White Sox 3	Stewart	Fernandez
2000 AMERICAN LEAGUE DIVISION SERIES (MARINERS 3, WHITE SOX 0)					
1	Oct. 3	Comiskey Park	Mariners 7, White Sox 4 (10)	Mesa	Foulke
2	Oct. 4	Comiskey Park	Mariners 5, White Sox 2	Abbott	Sirotko
3	Oct. 6	SAFECO Field	Mariners 2, White Sox 1	Paniagua	Wunsch

White Sox Clinching Dates

The clinching dates for each White Sox pennant/division title:

October 3, 1906
September 21, 1917

September 24, 1919
September 22, 1959

September 17, 1983
September 27, 1993

September 24, 2000

POSTSEASON RECORDS

Club Batting — Series

At-Bats	263 (1919 WS)
Runs	23 (1993 ALCS; 1959 WS)
Hits	59 (1919 WS)
Doubles	10, three times (1959 WS; 1919 WS; 1906 WS)
Triples	3, twice (1919 WS; 1906 WS)
Home Runs	5 (1993 ALCS)
Extra Base Hits	17 (1919 WS)
Strikeouts	43 (1993 ALCS)
Walks	32 (1993 ALCS)
Stolen Bases	6, twice (1906 WS; 1917 WS)
Left On Base	52 (1919 WS)
Fewest Left on Base	21 (2000 ALDS)

Club Pitching — Series

Innings Pitched	71.0 (1919 WS)
Hits	65 (1993 ALCS)
Fewest Hits	28 (2000 ALDS; 1983 ALCS)
Runs Scored	35 (1919 WS)
Fewest Runs Scored	14 (2000 ALDS)
Earned Runs	27 (1919 WS)
Fewest Earned Runs	9 (1906 WS)
Walks	25 (1919 WS)
Fewest Walks	6 (1917 WS)
Strikeouts	36 (1993 ALCS)
Home Runs Allowed	7 (1959 WS)
Shutouts	2 (1959 WS)

Club Batting — Single Game

At-Bats	38, twice (1983 ALCS, Game 4; 1919 WS, Game 8)
Runs	11 (1959 WS, Game 1)
Runs, Inning	7 (1959 WS, Game 1, 3rd inning)
Hits	14, twice (1917 WS, Game 5; 1917 WS, Game 2)
Doubles	8 (1906 WS, Game 5)
Triples	2 (1906 WS, Game 2)
Home Runs	3, three times (1993 ALCS, Game 5; 1993 ALCS, Game 4; 1959 WS, Game 1)
Extra-Base Hits	8 (1906 WS, Game 5)
Strikeouts	14 (1983 ALCS, Game 2)
Walks	10 (1993 ALCS, Game 1)
Stolen Bases	3 (1917 WS, Game 2)
Left On Base	13 (1993 ALCS, Game 1)
Fewest Left on Base	3, seven times (last 2000 ALDS, Game 3)

Club Pitching — Single Game

Innings Pitched	10.0, three times (2000 ALDS, Game 1; 1983 ALCS, Game 4; 1919 WS, Game 6)
Hits	17 (1983 ALCS, Game 1)
Fewest Hits	2 (1906 WS, Game 3)
Most Runs	11 (1983 ALCS, Game 3)
Earned Runs	10 (1983 ALCS, Game 3)
Walks Allowed	9 (1983 ALCS, Game 3)
Fewest Walks Allowed	0, four times, (last 1983 ALCS, Game 1)
Strikeouts	12 (1906 WS, Game 3)
Home Runs Allowed	3 (2000 ALDS, Game 1; 1959 WS, Game 6)

Individual Batting — Series

Batting Average444, Tim Raines (1993 ALCS)*
At-Bats	34, Buck Weaver (1919 WS)
Runs	6, Jim Landis (1959 WS)
Hits	12, Tim Raines (1993 ALCS)* and Joe Jackson (1919 WS) #

Hitting Streak	6 games, Tim Raines (1993 ALCS)
Doubles	4, Frank Isbel (1906 WS) and Buck Weaver (1919 WS)
Triples	2, George Rohe (1906 WS)#
Home Runs	3, Ted Kluszewski (1959 WS)
Extra-Base Hits	5, Buck Weaver (1919 WS)
Total Bases	19, Ted Kluszewski (1959 WS)
RBI	10, Ted Kluszewski (1959 WS)
Walks	10, <i>Frank Thomas</i> (1993 ALCS)*
Stolen Bases	3, <i>Jose Valentin</i> (2000 ALDS) and Eddie Collins (1917 WS)
Sacrifice Hits	4, Happy Felsch (1919 WS)
Sacrifice Flies	1, four times, last by <i>Carlos Lee</i> (2000 ALDS) and Herbert Perry (2000 ALDS)

Individual Pitching — Series

Games	4, four times, last by Roberto Hernandez (1993 ALCS) and Scott Radinsky (1993 ALCS)
Wins	3, Red Faber (1917 WS) #
Losses	3, Lefty Williams (1919 WS) #
Saves	1, Roberto Hernandez (1993 ALCS)
Complete Games	2, five times, last by Dickie Kerr (1919 WS) and Ed Cicotte (1919 WS)
Shutouts	1, two, Dickie Kerr (1919 WS, Game 3); Ed Walsh (1906 WS, Game 3)
Innings Pitched	27.0, Red Faber (1917 WS) #
Hits	23, Eddie Cicotte (1917 WS)
Runs	12, Lefty Williams (1919 WS)
Earned Runs	12, Lefty Williams (1919 WS)
Walks	8, Lefty Williams (1919 WS)
Strikeouts	17, Ed Walsh (1906 WS)

Individual Batting — Single Game

At-Bats	Many with five
Runs	3, Jim Landis (1959 WS, Game 1) and Frank Isbel (1906 WS, Game 5)
Hits	4, Tim Ranes (1993 ALCS, game 3), Frank Isbel (1906 WS, Game 5) and Ed Hahn (1906 WS, Game 6)
Doubles	4, Frank Isbell (1906 WS, Game 5) #
Triples	1, eight times, last by <i>Magglio Ordonez</i> (2000 ALDS, Game 1)
Home Runs	2, Ted Kluszewski (1959 WS, Game 1)
Extra-Base Hits	4, Frank Isbell, (1906 WS, Game 5)
Total Bases	9, Ted Kluszewski (1959 WS, Game 1)
RBI	5, Ted Kluszewski (1959 WS, Game 1)
Walks	4, <i>Frank Thomas</i> (1993 ALCS, Game 1)*
Stolen Bases	2, four times, last by <i>Jose Valentin</i> (2000 ALDS, Game 2)
Sacrifice Hits	2, twice, Joey Cora (1993 ALCS, Game 3) and Bob Shaw (1959 WS, Game 5)
Sacrifice Flies	1, four times, last by Herbert Perry (2000 ALDS, Game 3)

Individual Pitching — Single Game

Complete Games	15 times, last by Wilson Alvarez (1993 ALCS, Game 3)
Low-hit Complete Game	2, Ed Walsh (1906 WS, Game 3)
Complete Game Shutouts	twice, Dickie Kerr (1919 WS, Game 3) and Ed Walsh (1906 WS, Game 3)
Shutouts	4, last by Bob Shaw (7.0), Billy Pierce (1.0) and Dick Donovan (1.0) (1959 WS, Game 5)
Innings Pitched	10.0, Dickie Kerr (1919 WS, Game 6)
Hits Allowed	13, Jack McDowell (1993 ALCS, Game 1)
Runs Allowed	7, Jack McDowell (1993 ALCS, Game 1)
Earned Runs	7, Jack McDowell (1993 ALCS, Game 1)
Walks	6, Lefty Williams (1919 WS, Game 2)
Strikeouts	12, Ed Walsh (1906 WS, Game 3)

Relief Pitching — Single Game

Innings Pitched	6.0, twice, Eddie Cicotte (1917 WS, Game 5) and Frank Owen (1906 WS, Game 2)
Hits	8, twice, Bill James (1919 WS, Game 8) and Ed Cicotte (1917 WS, Game 5)
Runs	4, Bill James (1919 WS, Game 8)
Walks	4, Roy Wilkinson, (1919, Game 8)
Strikeouts	5, Jose DeLeon (1993 ALCS, Game 5)

* ALCS Record (dependant upon length of series)

World Series Record (dependant upon length of series)

ALL-TIME ROSTER

The all-time Chicago White Sox roster contains **1,454** names. **Bold** indicates active with the White Sox in 2001.

A (44)

Abbott, Jeff, OF (1997-2000)
 Abbott, Jim, P (1995, '98)
 Abner, Shawn, OF (1992)
 Abrams, Cal, OF (1956)
 Ackley, Fritz, P (1963-64)
 Acosta, Cy, P (1972-74)
 Acosta, Jose, P (1922)
 Adair, Jerry, INF (1966-67)
 Adams, Bobby, INF (1955)
 Adams, Doug, C (1969)
 Adams, Herb, OF (1948-50)
 Adkins, Grady, P (1928-29)
 Agee, Tommie, OF (1965-67)
 Agosto, Juan, P (1981-86)
 Alcock, Scotty, INF (1914)
 Allen, Dick, INF-DH (1972-74)
 Allen, Hank, INF-OF-C (1972-73)
 Allen, Lloyd, P (1974-75)
 Allen, Neil, P (1986-87)
 Almon, Bill, INF-DH (1981-82)
 Aloma, Luis, P (1950-53)
 Alomar, Sandy, INF-OF (1967-69)
Alomar Jr., Sandy, C (2001-)
 Altizer, Dave, OF-INF (1909)
 Altrock, Nick, P (1903-09)
 Alvarado, Luis, INF (1971-74)
 Alvarez, Wilson, P (1991-97)
 Anderson, Harold, OF (1932)
 Anderson, John, OF-INF (1908)
 Anderson, Larry, P (1977)
 Andrews, Mike, INF-DH (1971-73)
 Andujar, Luis, P (1995-96)
 Aparicio, Luis, INF (1956-62, '68-70)
 Appleton, Peter, P (1940-42)
 Appleing, Luke, INF (1930-50)
 Archdeacon, Maurice, OF (1923-25)
 Arias, Rudy, P (1959)
 Armbruster, Charles, C (1907)
 Arrigo, Jerry, P (1970)
 Ash, Ken, P (1925)
 Assenmacher, Paul, P (1994)
 Atz, Jake, INF-OF (1907-09)
 Aulry, Martin "Chick," C (1929-30)
 Averill, Earl Jr., C (1960)

B (135)

Bahnsen, Stan, P (1972-75)
Baines, Harold, OF-DH (1980-89, '96-97, 2000-01)
 Baker, Floyd "The Blotter," INF-OF (1945-51)
 Baker, Howard, INF (1914-15)
 Baker, Jesse, P (1911)
 Baldwin, Dave, P (1973)
Baldwin, James, P (1995-2001)
 Bannister, Alan, OF-INF-DH (1976-80)
 Bannister, Floyd, P (1983-87)
Barcelo, Lorenzo, P (2000-)
 Barnabe, Charles, P (1927-28)
 Barnes, Emile "Red," OF (1930)
 Barnes, Richard, P (1982)
 Barnes, Robert, P (1924)
 Barojas, Salome, P (1982-84)
 Barrett, Bill, OF-INF (1923-29)
 Barrios, Francisco, P (1974, '76-81)
 Barrows, Roland "Cuke," OF (1909-12)
 Bartholomew, Les, P (1932)

Batley, Earl, C (1955-59)
 Battle, Jim, INF (1927)
 Batts, Matt, C (1954)
 Baumann, Frank, P (1960-64)
 Baumer, Jim, INF (1949)
 Baumgarten, Ross, P (1978-81)
 Beall, John, OF (1913)
 Beard, Ted, OF (1957-58)
 Bearden, Gene, P (1953)
 Beirne, Kevin, P (2000)
 Bejma, Ollie, INF (1939)
 Belcher, Tim, P (1993)
 Bell, Gary, P (1969)
 Bell, George, DH-OF (1992-93)
 Bell, Kevin, INF-OF-DH (1976-80)
 Bell, Ralph, P (1912)
 Belle, Albert, OF (1997-98)
 Beltre, Esteban, INF (1991-92)
 Bender, Charles "Chial," P (1925)
 Bennett, Joe "Bugs," P (1921)
 Benz, Joe, P (1911-19)
 Bere, Jason, P (1993-98)
 Berg, Moe, C-INF (1926-30)
 Berger, Lou "Boze," INF (1937-38)
 Berger, Joe, INF (1913-14)
 Berghammer, Marty, INF (1911)
 Bernazard, Tony, INF (1981-83)
 Berran, Dennis, OF (1912)
 Berry, Charles, C (1932-33)
 Berry, Claude, C (1904)
 Berry, Cornelius John, INF (1953)
 Berry, Ken, OF-INF (1962-70)
 Bertotti, Mike, P (1995-97)
Biddle, Rocky, P (2000-)
 Biggs, Charles, P (1932)
 Bischoff, John, C (1925)
 Bithorn, Hi, P (1947)
 Bittiger, Jelf, P (1988-89)
 Black, Bill "Jigger," INF (1924)
 Blackburn, Foster, P (1921)
 Blackburne, Lena, INF-P (1910-12, '14-15, '27, '29)
 Blackerby, George, OF (1928)
 Blanco, Ossie, INF-OF (1970)
 Blankenship, Homer, P (1922-23)
 Blankenship, Ted, P (1922-30)
 Block, Bruno, C (1910-12)
 Blomberg, Ron, OF-DH (1978)
 Blue, Lu, INF (1931-32)
 Bocek, Milton, OF (1933-34)
 Bodie, Frank "Ping," OF-INF (1911-14)
 Boken, Bob, INF (1934)
 Bollo, Greg, P (1965-66)
 Bolton, Rod, P (1993, '95)
 Bonds, Bobby, OF-DH (1978)
 Bonilla, Bobby, INF-OF (1986)
 Bonura, Zeke, INF (1934-37)
 Booker, Buddy, C (1968)
 Boone, Ike, OF (1927)
 Boone, Ray, INF (1958-59)
 Bordagaray, Stan "Frenchy," OF (1934)
 Borders, Pat, C (1996)
 Borgmann, Glenn, C (1980)
 Borton, Bill "Babe," INF (1912-13)
 Bosley, Thad, OF-DH (1978-80)
 Boston, Daryl, OF-DH (1984-90)
 Bowers, Grover "Billy," OF (1949)
 Bowler, Grant, P (1931-32)
 Bowles, E.J., P (1922)
 Bowser, Jim "Red," OF (1910)
 Boyd, Robert, INF-OF (1951, '53-54)
 Boyer, Ken, INF (1967-68)
 Boyles, Harry, P (1938-39)

Bradford, Chad, P (1998-2000)
 Bradford, Charles "Buddy," OF-DH (1966-70, '72-75, '76)
 Bradley, Fred, P (1948-49)
 Bradley, Phil, OF-DH (1990)
 Bradley, Scott, C-DH (1986)
 Bradley, Tom, P (1971-72)
 Brady, Doug, INF (1995)
 Brain, David, INF (1901)
 Bratschi, Fred, OF (1921)
 Bravo, Angel, OF (1969)
 Braxton, Garland, P (1930-31)
 Breazeale, Jim, INF-DH (1978)
 Brennan, Tom, P (1984)
 Breton, Jimmy, INF (1913-15)
 Brett, Ken, P (1976-77)
 Brice, Alan, P (1961)
 Brideweser, James, INF (1955-56)
 Brief, Tony "Bunny," INF (1915)
 Brinkman, Chuck, C (1969-74)
 Brohamer, Jack, INF-DH (1976-77)
 Brosnan, James, P (1963)
 Brown, Clint, P (1936-40)
 Brown, Delos, PH (1914)
 Brown, Dick, C (1960)
 Brown, Hal, P (1951-52)
 Brown, Joseph, P (1927)
 Browne, George, OF (1910)
 Bruner, Jack, P (1949-50)
 Brusstar, Warren, P (1982)
 Bubber, Harold, PH (1922)
Buehrle, Mark, P (2000-)
 Bulford, Don, INF-OF (1963-67)
 Burgess, Forrest "Smoky," C-PH (1964-67)
 Burke, Jimmy, INF (1901)
 Burks, Ellis, OF (1993)
 Burns, Bill "Sleepy," P (1909-10)
 Burns, Britt, P (1978-85)
 Burns, Joseph, C (1924)
 Busby, Jim, OF (1950-52, '55)
 Buzhardt, John, P (1962-67)
 Byrd, Harry, P (1955-56)
 Byrne, Jerry, P (1929)
 Byrne, Robert, INF (1917)
 Byrne, Tommy, P (1953)

C (111)

Cadore, Leon, P (1923)
 Cain, Robert, P (1949-51)
 Cain, Merrill "Sugar," P (1936-38)
 Calthamer, George, C (1934)
 Calderon, Ivan, OF (1986-90, '93)
 Caldwell, Earl, P (1945-48)
 Callahan, Jim "Nixey," OF-INF-P (1901-05, '11-13)
 Callison, John, OF (1958-59)
 Cameron, Mike, OF (1995-98)
 Campbell, Bruce, OF (1930-32)
 Cangelosi, John, OF-DH (1985-86)
Canese, Jose (2001)
 Caraway, Pat, P (1930-32)
 Carey, Andy, INF (1961)
 Carlos, Francisco, P (1967-69)
 Carlton, Steve, P (1986)
 Carnett, Ed, OF-INF-P (1944)
 Carrasquel, Alex, P (1949)
 Carrasquel, Alfonso "Chico," INF (1950-55)
 Carreon, Camilo, C (1959-64)
 Carroll, Clay, P (1976-77)
 Carter, Jeff, P (1991)
 Caruso, Mike, INF (1998-99)

Cary, Chuck, P (1993)
Cash, Norm, INF-OF (1958-59)
Casian, Larry P (1998)
Castillo, Carlos, P (1997-99)
Castillo, Tony, P (1996-98)
Castino, Vince, C (1943-45)
Castner, Paul, P (1923)
Cater, Danny, OF-INF (1965-66)
Causey, Wayne, INF (1966-68)
Cavarretta, Phil, INF-OF (1954-55)
Cedeno, Domingo, INF (1996)
Chakales, Robert, P (1955)
Chamberlain, Joe, INF (1934)
Chamberlain, William, P (1932)
Chapman, Ben, OF (1941)
Chappas, Harry, INF-DH (1978-80)
Chappell, Larry, OF (1913-15)
Chase, Hal, INF-OF (1913-14)
Chellini, Italo Vincent, P (1935-37)
Chouinard, Felix, OF-INF (1910-11)
Chouneau, Bill "Chief," P (1910)
Christensen, McKay, OF (1999-2001)
Christian, Robert, OF (1969-70)
Christmas, Steve, C (1984)
Christopher, Lloyd, OF (1947)
Cicotte, Eddie, P (1912-20)
Gissell, Chalmer "Bill," INF (1928-32)
Citarella, Ralph, P (1987)
Clancy, John "Bud," INF (1924-30)
Clark, Alfred, OF-INF (1953)
Clark, Bryan, P (1986-87)
Clark, Harry "Pop," INF (1903)
Clarke, Richard, INF (1944)
Clayton, Royce, INF (2001-)
Clemens, Chris, P (1997)
Coan, Gil, OF (1955)
Cochrane, Dave, INF (1986)
Coggins, Rich, OF-DH (1976)
Colavito, Rocky, OF (1967)
Colbern, Mike, C-DH (1978-79)
Cole, Bert, P (1927)
Cole, Willis, OF (1909-10)
Coleman, Ray, OF (1951-52)
Collins, Eddie, INF (1915-26)
Collins, John "Shano," OF-INF (1910-20)
Coluccio, Bob, OF (1975, 77)
Conde, Ramon, INF (1962)
Conlan, John "Jocko," OF (1934-35)
Connally, George "Sarge," P (1921-29)
Connelly, Bill, P (1950)
Connors, Merv, INF (1937-38)
Consuegra, Sandallo "Sandy," P (1953-56)
Contreras, Nardi, P (1980)
Cook, Dennis, P (1994)
Coombs, Cecil, OF (1914)
Cora, Joey, INF-DH (1991-94)
Cordero, Wil, INF-OF (1998)
Corey, Ed, P (1918)
Corhan, Roy, INF (1911)
Correa, Edwin, P (1985)
Cortazzo, John "Shine," PH (1923)
Courtney, Clint, C (1955)
Courtney, Harry, P (1922)
Covington, Wes, OF (1961)
Cowley, Joe, P (1986)
Cox, Ernie, P (1922)
Cox, George, P (1928)
Cox, Leslie, P (1926)
Cox, William, P (1937-38)
Crabb, James Roy, P (1912)
Craig, Rodney, OF (1986)
Cravath, Cliff, OF (1909)
Crede, Joe, INF (2000-)
Cridler, Jerry, P (1970)
Cron, Chris, INF (1992)
Crouse, Clyde "Buck," C (1923-30)

Cruz, Henry, OF-DH (1977-78)
Cruz, Julio, INF-DH (1983-86)
Cruz, Nelson, P (1997-98)
Cruz, Todd, INF (1980)
Cruz, Tommy, OF (1977)
Cuccinello, Tony, INF (1943-45)
Cueller, Charlie, P (1950)
Cullen, Tim, INF (1968)
Culler, Dick, INF (1943)
Cunningham, Joe, INF-OF (1962-64)
Cunright, Guy, OF (1943-46)
Cvengros, Mike, P (1923-25)

D (73)

Daglia, Pefer, P (1932)
Dahlke, Jerry, P (1956)
Dal Canton, Bruce, P (1977)
Daly, Thomas, INF (1902-03)
Daly, Tom, OF-C-INF (1913-15)
Daneke, Pat, P (1999)
Danforth, Dave, P (1916-19)
Darwin, Danny, P (1997)
Darwin, Jeff, P (1996-97)
Dashell, Wally, INF (1924)
Davenport, Joe, P (1999)
Davenport, Joubert, P (1921-24)
Davis, Frank "Dixie," P (1915)
Davis, George, INF (1902, '04-09)
Davis, Isaac, INF (1924-25)
Davis, Joel, P (1985-88)
Davis, John, P (1988-89)
Davis, Tommy, OF-INF (1968)
Dawley, Bill, P (1986)
Debusschere, Dave, P (1962-63)
Degerick, Mike, P (1961-63)
DeLeon, Jose, P (1986-87, 1993-95)
Delhi, Lee "Flame," P (1912)
Dellaera, Jason, INF (1999)
Delsing, Jim, OF (1948, '56)
DeMaestri, Joe, INF (1951)
Demmitt, Ray, OF (1914-15)
Denson, Drew, INF (1993)
Dent, Russell "Bucky," INF (1973-76)
Dente, Sam, INF-OF (1952-53)
Derrington, Jimmy, P (1956-57)
DeSa, Joe, INF-DH (1985)
Devereaux, Mike, OF (1995)
DeViveiros, Bernie, INF (1924)
DeVorner, Al, C-OF (1918)
Diaz, Mike, INF (1988)
Dibble, Rob, P (1995)
Dickkey, George, C (1941-42, '46-47)
Dickshot, John, OF (1944-45)
Dielrich, Bill, P (1936-46)
Dillard, Steve, INF (1982)
Dillinger, Robert, INF (1951)
Dilone, Miguel, OF (1983)
Dobb, John, P (1924)
Dobernic, Jess, P (1939)
Dobson, Joe, P (1951-53)
Doby, Larry, OF (1956-59)
Dotan, Pat, OF-INF (1903)
Donahue, John "Jiggs," INF (1904-09)
Donovan, Dick, P (1955-60)
Dorish, Harry, P (1951-55)
Dorman, Dwight "Dutch," C (1923)
Dotson, Richard, P (1979-87, '89)
Dougherty, Pat, OF (1906-11)
Dougherty, Tom, P (1904)
Douglass, Phil, P (1912)
Drabek, Doug, P (1997)
Downing, Brian, C-OF-INF-DH (1973-77)
Drabowsky, Moe, P (1972)
Drahtman, Brian, P (1991, '93)
Drees, Tom, P (1991)
Dropo, Walt "Moose," INF (1955-58)
Duff, Cecil, P (1922)

Dugan, Dan, P (1928-29)
Dundon, Gus, INF (1904-06)
Dunkle, Davey, P (1903)
Dunne, Mike, P (1992)
Dusee, Frank, P (1901)
Durham, Ed "Bull," P (1933)
Durham, Jimmy, P (1902)
Durham, Ray, INF (1995-)
Dybzinski, Jerry, INF-DH (1983-84)
Dykes, Jimmy, INF (1933-39)

E (33)

Earnshaw, George, P (1934-35)
Easterly, Ted, C (1912-13)
Eaves, Vaille, P (1939-40)
Eddy, Don, P (1970-71)
Eder, Mike, INF (1978)
Edmondson, Paul, P (1969)
Edwards, Henry, OF (1952)
Edwards, Jim, P (1925-26)
Edwards, Wayne, P (1989-91)
Egan, Tom, C-INF (1971-72)
Eichrodt, Fred, OF (1931)
Ella, Lee, INF (1966)
Eldred, Cal, P (2000-01)
Elliott, Bob, INF-OF (1953)
Ellis, Sammy, P (1969)
Elsch, Roy, OF-INF (1923-25)
Embre, Alan, P (2001)
Embry, Charlie "Slim," P (1923)
English, Charles, INF (1932-33)
Ennis, Del, OF (1959)
Enright, George, C (1976)
Ems, Anton "Mutz," INF (1912)
Erautt, Joseph, C (1950-51)
Escarrega, Ernesto, P (1982)
Esposito, Sam, INF-OF (1952, '55-63)
Esser, Mark, P (1979)
Essian, Jim, C-INF (1976-77, '81)
Evans, Art "Bill," P (1932)
Evans, Bill, P (1949)
Evans, Russ "Red," P (1936)
Evers, Johnny, INF (1922)
Ewing, Sam, INF-DH (1973, '76)
Eyre, Scott, P (1997-2000)

F (58)

Faber, Urban "Red," P (1914-33)
Fabregas, Jorge, C (1997)
Fain, Ferris, INF (1953-54)
Falk, Bibb, OF (1920-28)
Fallon, Bob, P (1984-85)
Farley, Bob, INF-OF (1962)
Farmer, Ed, P (1979-81)
Farrell, Kerby, INF (1945)
Fautsch, Joe, PH (1916)
Fehring, Bill, C (1934)
Felsch, Oscar "Happy," OF (1915-20)
Fenner, Horace, P (1921)
Fernandes, Ed, C (1946)
Fernandez, Alex, P (1990-96)
Ferrarese, Don, P (1960)
Fieber, Clarence, P (1932)
Fiene, Louis, P (1906-09)
Filson, Pete, P (1986)
Fireovid, Steve, P (1985)
Fischer, Carl, P (1935)
Fischer, Bill, P (1956-58)
Fisher, Eddie, P (1962-66, 72-73)
Fisher, Jack, P (1968)
Fisk, Carlton, C-OF-INF-DH (1981-93)
Flaherty, Patrick, P (1903-04)
Flanagan, Thomas, P (1954)
Flannery, John, INF-DH (1977)
Flaskamper, Ray, INF (1927)
Fletcher, Scott, INF-DH (1983-85, '89-91)
Fogg, Josh, P (2001)

Foley, Marv. C-INF-DH (1978-80, '82)
 Fonville, Chad, INF (1997)
 Fonseca, Lew, INF-OF-P (1931-33)
 Ford, Eugene, P (1938)
 Fordham, Tom, P (1997-98)
 Fordyce, Brook, C (1999-2000)
 Foreman, August "Happy," P (1924)
 Fornieles, Mike, P (1953-56)
 Forster, Terry, P (1971-76)
 Fortugno, Tim, P (1995)
 Foster, Clarence "Pop," OF-INF (1901)
 Foster, George, OF-DH (1986)
 Fothergill, Robert, OF (1930-32)
Foulke, Keith, P (1997-)
 Fournier, Jack, INF-OF (1912-17)
 Fox, Nelson, INF (1950-63)
 Frailing, Ken, P (1972-73)
 Franco, Julio, DH-INF (1994)
 Francona, Tito, OF (1958)
 Frasier, Vic, P (1931-33, '39)
 Frazier, Lou, OF (1998)
 Freeman, Marvin, P (1996)
 Freese, Gene, INF (1960, '65-66)
 Freeze, Jake, P (1925)
 French, Charles, INF-OF (1910)
 French, Ray, INF (1924)
 Frost, Dave, P (1977)
 Funk, Elias, P (1932-33)

G (56)

Gabler, Frank, P (1938)
 Gallagher, Dave, OF-DH (1988-90)
 Gallivan, Phil, P (1932, '34)
 Gamble, Oscar, OF-DH (1977, '85)
 Gandil, Charles "Chick," INF-OF (1910, '17-19)
 Garcia, Mike, P (1960)
 Garcia, Ramon, P (1991)
Garland, Jon, P (2000-)
 Garland, Louis, P (1931)
 Garr, Ralph, OF-DH (1976-79)
 Garrity, Francis, C (1931)
 Garvin, Virgil, P (1902)
 Gaston, Milton, P (1932-34)
 Gates, Joe, INF-DH (1978-79)
 Gebrian, Pete, P (1947)
 Geddes, Jim, P (1972-73)
 Gerlach, John, INF (1938-39)
 Gettel, Allen, P (1948-49)
 Gick, George, P (1937-38)
 Gilbert, Mark, OF (1985)
 Giles, Brian, INF (1986)
 Gillenwater, Claral, P (1923)
 Gillespie, Robert, P (1947-48)
 Ginsberg, Joe, C (1960-61)
Ginter, Matt, P (2000-)
 Gleason, William "Kid" INF (1912)
 Gleaton, Jerry Don, P (1984-85)
Glover, Gary, P (2001-)
 Gogolewski, Bill, P (1975)
 Goldsberry, Gordon, INF-OF (1949-51)
 Goletz, Stan, PH (1941)
 Good, Wilbur, OF (1918)
 Goodell, John, P (1928)
 Goodman, Bill, INF (1958-61)
 Goodwin, Jim, P (1948)
 Gossage, Rich "Goose," P (1972-76)
 Grabowski, John "Nig," C-INF (1924-26)
Graffanino, Tony, INF (2000-)
 Graham, Roy, C (1922-23)
 Granger, Wayne, P (1974)
 Grant, Jimmy, INF (1942-43)
 Gray, Lorenzo, INF-DH (1982-83)
 Gray, Ted, P (1955)
 Grebeck, Craig, INF (1990-95)
 Green, Danny, OF (1902-05)
 Gregory, Paul, P (1932-33)

Griffith, Clark, P-OF (1901-02)
 Grimsley, Ross, P (1951)
 Grissom, Marv, P (1952)
 Groth, Ernie, P (1949)
 Groth, John, OF (1954-55)
 Grove, Orval, P (1940-49)
 Grube, Frank, C (1931-33, '35-36)
 Guillen, Ozzie, INF-DH (1985-97)
 Guley, Thomas, OF (1926)
 Gumpert, Randy, P (1948-51)

H (106)

Haas, Bert, INF-OF (1951)
 Haas, George "Mule," OF-INF (1933-37)
 Hacker, Warren, P (1961)
 Hadley, Irv "Bump," P (1932)
 Haefner, Mickey, P (1949-50)
 Haley, Bud, OF (1935)
 Hahn, Ed, OF (1906-10)
 Haid, Hal, P (1933)
 Hairston, Jerry, OF-INF-DH (1973-77, '81-90)
 Hairston, Sam, C (1951)
 Hajduk, Chester, PH (1941)
 Hall, Joe, OF (1994)
 Hallett, John, P (1940-41)
 Hallman, Bill, OF (1903)
 Hamilton, Dave, P (1975-77)
 Hamilton, Jack, P (1969)
 Hamilton, Steve, P (1970)
 Hammaker, Atlee, P (1994-95)
 Hamner, Ralph, P (1946)
 Hancock, Fred, INF-OF (1949)
 Hansen, Ron, INF (1963-69)
 Hanski, Don, INF-P (1943-44)
 Happenny, John, INF (1923)
 Hardgrove, Pat, PH (1918)
 Hardy, Jack, P (1989)
 Harris, Dave, OF (1930)
 Harris, Spence, OF (1925-26)
 Harrist, Earl, P (1947-48, '53)
 Harshman, Jack, P-INF (1954-57)
 Hart, Jim "Hub," C (1905-07)
 Hartman, Fred, INF (1901)
 Harvey, Ed, OF-P (1901)
 Hasbrook, Bob "Ziggy," INF (1916-17)
 Hassey, Ron, C-DH (1986-87)
 Hatfield, Fred, INF (1956-57)
 Hatton, Grady, INF (1954)
 Hayes, Frank "Blimp," C (1946)
 Hayes, Jackie, INF (1932-40)
 Haynes, Joe, P (1941-48)
 Heath, Bill, C (1965)
 Heath, Spencer, P (1920)
 Heathcott, Mike, P (1998)
 Heim, Val, OF (1942)
 Held, Woodie, OF-INF (1968-69)
 Hemond, Scott, C-INF (1992)
 Hemphill, Frank, OF (1906)
 Henderson, Joe, P (1974)
 Henderson, Ken, OF-DH (1973-75)
 Henline, Wally "Butch," C (1930-31)
 Henry, Frank "Dutch," P (1929-30)
 Herbert, Ray, P (1961-64)
 Hernandez, Roberto, P (1991-97)
 Hernandez, Rudy, INF (1972)
 Herring, Art "Red," P (1939)
 Herrmann, Ed, C-DH (1967, '69-74)
 Hersherberger, Mike, OF (1961-64, '71)
 Hershing, Joe, P (1933-34)
 Heydon, Mike, C (1904)
 Hibbard, Greg, P (1989-92)
 Hickey, Kevin, P (1981-83)
 Hickman, Charlie "Piano Legs," INF (1907)
 Hicks, Jim, OF-INF (1964-66)
 Hicks, Joe, OF (1959-60)

Higdon, Bill, OF (1949)
 Higgins, Denny, P (1966-67)
 Hill, Donnie, INF-DH (1987-88)
 Hill, Ken, P (2000)
 Hill, Marc, C-INF-DH (1981-86)
 Hillegas, Shawn, P (1988-90)
 Hinton, Rich, P (1971, '75, '78-79)
 Hoag, Myril, OF (1941-42, '44)
 Hockett, Oris, OF (1945)
 Hodapp, Johnny, OF-INF (1932)
 Hodge, Clarence "Shovel," P (1920-22)
 Hodgkin, Ralph, OF-INF (1943-44, '46-48)
 Hoffman, Clarence, OF (1929)
 Hoffman, Guy, P (1979-80, '83)
 Holcombe, Ken, P (1950-52)
 Hollingsworth, Al, P (1946)
 Holmes, James "Ducky," OF (1903-05)
 Hooper, Harry, OF (1921-25)
 Hopkins, Gall, INF-C (1968-70)
 Hopkins, Marty, INF (1934-35)
 Horlen, Joel, P (1961-71)
 Horton, Rick, P (1988)
 Holtman, Ken, OF (1971)
 Hough, Charlie, P (1991-92)
 Hovlik, Joe, P (1911)
 Howard, Bruce, P (1963-67)
 Howard, Chris, P (1993)
 Howard, Fred, P (1979)
 Howell, Millard "Dixie," P (1955-58)
 Howitt, Darn, INF-OF (1994)
Howry, Bob, P (1998-)
 Hoy, Bill "Dummy," OF (1901)
 Hoyt, LaMarr, P (1979-84)
 Hudson, Hal, P (1952-53)
 Huelsman, Frank, OF (1904)
 Huff, Michael, DH-OF (1991-93)
 Hughes, Ed, C (1902)
 Hughes, Jim, P (1957)
 Hulett, Tim, INF-OF (1983-87)
 Humphries, John, P (1941-45)
 Hunnellid, Bill, INF (1926-30)
 Huntz, Steve, INF (1971)
 Hutchinson, Ira, P (1933)

I (1)

Isbell, Frank, INF-OF-P-C (1901-09)

J (59)

Jackson, Charles, PH (1915)
 Jackson, Darrin, OF (1994, '99)
 Jackson, "Shoelless" Joe, OF-INF (1915-20)
 Jackson, Ron, INF (1954-59)
 Jackson, Bo, DH-OF (1991-93)
 Jacobs, Elmer, P (1927)
 Jacobs, Otto, C (1918)
 Jacquez, Pat, P (1971)
 James, Bill, P (1919)
 James, Bob, P (1985-87)
 Janeski, Gerry, P (1970)
 Jasper, Harry "Hi," P (1914-15)
 Jefferson, Jesse, P (1975-76)
 Jeffries, Irving, INF (1930-31)
 Jenkins, Joe, C (1917, '19)
 Jenkins, John, INF (1922)
 Jeter, John, OF-DH (1973)
 Jeter, Shawn, OF (1992)
 John, Tommy, P (1965-71)
 Johns, Pete, INF (1915)
 Johnson, Bart, P (1969-74, '76-77)
 Johnson, Charles, C (2000)
 Johnson, Connie, P (1953, '55-56)
 Johnson, Dane, P (1994)
 Johnson, Darrell, C (1952)
 Johnson, Deron, INF-DH (1975)
 Johnson, Don, P (1954)
 Johnson, Ellis, P (1912, 16)

Johnson, Ernie, INF (1912-'21-23)
 Johnson, Johnny, P (1945)
 Johnson, Lamar, INF-OF-DH (1974-81)
 Johnson, Lance, OF (1988-95)
 Johnson, L.D., C-DH (1978)
Johnson, Mark, C (1998-)
 Johnson, Randy, OF-INF (1980)
 Johnson, Stanley, OF-DH (1960)
 Johnston, Jimmy, OF (1911)
 Johnstone, Jay, OF (1971-72)
 Jok, Stan, INF-OF (1954-55)
 Jolley, Smead, OF (1930-32)
 Jones, Al, P (1983-85)
 Jones, Barry, P (1988-90, '93)
 Jones, Bill "Tex," INF (1911)
 Jones, Charlie, OF (1904)
 Jones, Cleon, OF-DH (1976)
 Jones, Davy, OF (1913)
 Jones, Grover "Deacon," INF (1962-63, '66)
 Jones, Fielder, OF (1901-08)
 Jones, Jake, INF (1941-42, 46-47)
 Jones, Sam "Sad," P (1932-35)
 Jones, Stacy, P (1996)
 Jones, Steve, P (1967)
 Jonnard, Clarence "Bubber," C (1920)
 Jordan, Tom, C (1944, '46)
 Jordan, Ray "Rip," P (1912)
 Josephson, Duane, C (1965-70)
 Jourdan, Ted, INF (1916-18, '20)
 Joyce, Mike, P (1962-63)
 Judson, Howard, P (1948-52)

K (69)

Kaal, Jim, P (1973-75)
 Kalin, Frank, PH (1943)
 Kamn, Willie, INF (1923-31)
 Kane, John, INF (1925)
 Karchner, Matt, P (1995-98)
 Karkovice, Ron, C-DH-OF (1966-97)
 Katoll, John, P (1901-02)
 Kavanaugh, Charlie "Silk," PH (1914)
 Kealey, Steve, P (1971-73)
 Keedy, Pat, INF-OF (1987)
 Keegan, Bob, P (1953-58)
 Kell, George, INF-OF (1954-56)
 Kelly, Al "Red," OF (1910)
 Kelly, Pat, OF-DH (1971-76)
 Kemmerer, Russ, P (1960-62)
 Kemp, Steve, OF-DH (1982)
 Kennedy, Bill, P (1952)
 Kennedy, Bob, INF-OF (1939-42, '46-48, '55-57)
 Kennedy, Vern, P (1934-37)
 Kenworthy, Dick, INF (1962, '64-68)
 Keough, Joe, PH (1973)
 Keřazakos, Gus, P (1950)
 Kern, Jim, P (1982-83)
 Kerr, Dick, P (1919-21, '25)
 Kerr, John, INF (1929-31)
 Kessinger, Don, INF (1977-79)
 Keyser, Brian, P (1995-96)
 Kiefler, Joe, P (1920)
 Kimm, Bruce, C (1980)
 Kimsey, Chad, P (1932-33)
 Kinder, Ellis, P (1956-57)
 King, Eric, P (1989-90)
 King, Jim, OF-C (1967)
 Kinzy, Harry, P (1934)
 Kirkwood, Don, P (1977)
 Kirrene, Joe, INF (1950, '54)
 Kittie, Ron, OF-1B-DH (1982-86, '89-90, '91)
 Klaerner, Hugo, P (1934)
 Klages, Fred, P (1966-67)
 Klepfer, Ed, P (1915)
 Klemm, Ed, P (1949)

Klinger, Joe, C-INF (1930)
 Kluszewski, Ted, INF (1959-60)
 Knapp, Chris, P (1975-77)
 Knickerbocker, Bill, INF (1941)
 Knoop, Bobby, INF (1969-70)
 Knott, Jack, P (1938-40)
 Kolloway, Don, INF (1940-43, '46-49)
Konerko, Paul, INF (1999-)
 Koonsman, Jerry, P (1981-83)
 Kowalk, Fabian, P (1932)
 Kozar, Al, INF (1950)
 Kravec, Ken, P (1975-80)
 Kraevich, Mike, OF-INF (1935-41)
 Kreitz, Ralph "Red," C (1911)
 Kress, Charlie, INF (1949-50)
 Kress, Ralph "Red," OF-INF (1932-33)
 Kretlow, Lou, P (1950-53)
 Kreuter, Chad, C (1996-97, '98)
 Kreutzer, Frank, P (1962-64)
 Kršnich, Rocky, INF (1949, '52-53)
 Kruk, John, DH-INF (1995)
 Kucek, Jack, P (1974-78, '79)
 Kuhel, Joe, INF (1938-43, '46-47)
 Kuhn, Walter "Red," C (1912-14)
 Kuntz, Rusty, OF-DH (1979-83)
 Kusnyer, Art, C (1970)
 Kutzler, Jerry, P (1990)
 Kuzava, Robert, P (1949-50)

L (72)

LaGrow, Lerrin, P (1977-79)
 Lamabe, Jack, P (1966-67)
 Lamline, Fred, P (1912)
 Lamp, Dennis, P (1981-83)
 Landenberger, Ken, INF (1952)
 Landis, Jim, OF (1957-64)
 Landrum, Jesse, INF (1938)
 Lane, Dick, OF (1949)
 Lange, Frank, P (1910-13)
 LaPalme, Paul, P (1956-57)
 LaPoint, Dave, P (1987-88)
 Lapp, Jack, C (1916)
 Larsen, Don, P (1961)
 Lary, Frank, P (1965)
 Lathrop, Bill, P (1913-14)
 Latman, Barry, P (1957-59)
 LaValliere, Mike, C (1993-95)
 Law, Rudy, OF-DH (1982-85)
 Law, Vance, INF-OF-DH (1982-84)
 Lawrence, Robert, P (1924)
 Lazar, Danny, P (1968-69)
 Leach, Terry, P (1992-93)
Lee, Carlos, OF (1999-)
 Lee, Thornton, P (1937-47)
 Lees, George, C (1921)
 LeFlore, Ron, OF-DH (1981-82)
 Lehnert, Paul, OF (1951)
 Leibold, Harry "Nemo," OF (1915-20)
 Leinler, Elmer, OF-INF (1921)
 Leitner, George, P (1902)
 Lemon, Chet, OF-DH-INF (1975-81)
 Lemon, Jim, OF-INF (1963)
 Lemonds, Dave, P (1972)
 Lenhardt, Don "Footsie," OF-INF (1951)
 Leon, Eddie, INF-DH (1973-74)
 Leopold, Rudy, P (1928)
 Leppio, Ted, INF (1961)
 Leverett, Gorham "Dixie," P (1922-24, '26)
 Levine, Al, P (1986-97)
 Lewis, Darren, OF (1996-97)
Lieter, Jeff, INF-OF (1999-)
 Lindsey, Bill, C (1987)
 Lindsey, Doug, C (1993)
 Lindstrom, Charlie, C (1958)
 Little, Bryan, INF (1985-86)
 Littlefield, Dick, P (1951)
 Locker, Bob, P (1965-69)

Lodigiani, Dario, INF (1941-42, '46)
 Loch, Ron, OF (1971)
 Lollar, Sherman, C-INF (1952-63)
 Lollar, Tim, P (1985)
 Long, Bill, P (1985, '87-90)
 Long, Jeoff, INF-OF (1964)
 Long, Jim, C (1922)
 Look, Dean, OF (1961)
 Lopat, Eddie, P (1944-47)
 Lord, Harry, INF-OF (1910-14)
 Lorraine, Andrew, P (1995)
 Lovell, Merritt "Mem," PH (1933)
 Loviglio, Jay, INF-DH (1981-82)
Lowe, Sean, P (1999-2001)
 Lowdermilk, Grover, P (1919-20)
 Lown, Omar "Turk," P (1958-62)
 Lundquist, David, P (1999)
 Lupien, Ulysses "Tony," INF (1948)
 Luzinski, Greg, DH-INF (1981-84)
 Lyle, Albert "Sparky," P (1982)
 Lynn, Byrd, C (1916-20)
 Lyons, Barry, C-INF-DH (1995)
 Lyons, Steve, INF-OF-C-DH (1986-91)
 Lyons, Ted, P-OF (1923-42, '46)
 Lyttle, Jim, OF (1972)

M (136)

Machado, Robert, C (1996-98)
 Mack, Frank, P (1922-23, '25)
 Madjeski, Ed, C (1934)
 Magnuson, Jim, P (1970-71)
 Magrane, Joe, P (1996)
 Magoon, George, INF (1903)
 Mahoney, Bob, P (1951)
 Majeski, Hank, INF (1950-51)
 Mallonee, Jule, OF (1925)
 Malone, Eddie, C (1949-50)
 Maltzberger, Gordon, P (1943-44, '46-47)
 Manda, Carl, INF (1914)
 Mangum, Leo, P (1924-25)
 Mann, Johnny, INF (1928)
 Manrique, Fred, INF (1987-89)
 Manuel, Mark "Moxie," P (1908)
 Manzanillo, Ravelo, P (1988)
 Marcum, John, P (1939)
 Marlowe, Dick, P (1956)
 Marquez, Isidro, P (1995)
 Marsh, Freddie, INF-OF (1953-54)
 Marshall, Willard, OF (1954-55)
 Martin, J.C., INF-C (1959-67)
 Martin, Joe, INF (1938)
 Martin, Morris, P (1954-56)
 Martin, Norberto, INF (1993-97)
 Martinez, Carlos, INF-OF-DH (1988-90)
 Martinez, Dave, OF-INF (1995-97)
 Martinez, Silvio, P (1977)
 Martz, Randy, P (1983)
 Masi, Phil, C (1950-52)
 Matias, John "Pineapple," OF-INF (1970)
 Matlick, Wally "Chick," OF (1912-13)
 Mauldin, Mark, INF (1934)
 Maxwell, Charlie, OF-INF (1962-64)
 May, Carlos, INF-OF-DH (1968-76)
 May, Mill, C (1979)
 Maye, Lee, OF-INF (1970-71)
 Mayer, Erskine, P (1919)
 Mayer, Wally, C-INF (1911-12, '14-15)
 McAleese, John, P (1901)
 McAnany, Jim, OF (1958-60)
 McBee, Pryor, P (1926)
 McBride, Ken, P (1959-60)
 McCabe, Dick, P (1922)
 McCall, Brian, OF (1962-63)
 McCarthy, Tom, P (1988-89)
 McCaskill, Kirk, P (1992-96)
 McClellan, Harvey, INF-OF (1919-24)

- McConnell, Ambrose, INF (1910-11)
 McCormick, Mike, OF (1950)
 McCraw, Tommy, INF-OF (1963-70)
 McCray, Rodney, OF-DH (1990-91)
 McCurdy, Harry, C-INF (1926-28)
 McDonald, Jim, P (1956-58)
 McDowell, Jack, P (1987-88, '90-94)
 McElroy, Chuck, P (1997)
 McFarland, Ed, C-INF (1902-07)
 McFarland, Herm, OF (1901-02)
 McGhee, Ed, OF (1950, '54-55)
 McGlothen, Lynn, P (1981)
 McGlothlin, Jim, P (1973)
 McGuire, Tom, P (1919)
 McIlwain, Stover, P (1957-58)
 McIntyre, Matty, OF (1911-12)
 McKain, Harold, P (1929-32)
 McKeon, Joel, P (1986-87)
 McKinney, Rich, INF-OF (1970-71)
 McLarry, Howard "Polly," PH (1912)
 McLish, Cal, P (1961)
 McMackin, Sam, P (1902)
 McMahan, Don, P (1967-68)
 McMullin, Fred, INF (1916-20)
 McNair, Eric "Boob," INF (1939-40)
 McNertney, Jerry, C (1964, '66-68)
 McWeney, Doug, P (1921-22, '24)
 Mele, Sam, OF-INF (1952-53)
 Meloan, Paul "Mollie," OF (1910-11)
 Melton, Bill, INF-OF-DH (1968-75)
 Melvin, Bob, C (1994)
 Merriman, Lloyd, OF (1955)
 Mertes, Sandow, INF-OF-C (1901-02)
 Merullo, Matt, C-1B-DH (1989, '91-93)
 Messenger, Bobby, OF (1909-11)
 Melkovich, George "Catfish," OF (1949)
 Metzig, Bill, INF (1944)
 Metzler, Alex, OF (1927-30)
 Meyer, Billy, C (1913)
 Meyer, George, INF (1938)
 Michaels, Cass, INF-OF (1943-50, '54)
 Michaelson, John, P (1921)
 Miller, Bob, P (1970)
 Miller, Frank, P (1913)
 Miller, Walter "Jake," P (1933)
 Minoso, Orestes "Minnie," OF-INF-DH (1951-57, '60-61, '64, '76, '80)
 Miranda, Willie, INF (1952)
 Mitchell, Roy, P (1918)
 Mogridge, George, P (1911-12)
 Molinaro, Bobby, OF-DH (1977-78, '80-81)
 Moloney, Rich, P (1970)
 Monroe, Larry, P (1976)
 Monteagudo, Aurelio, P (1967)
 Moore, Alvin "Junior," OF-INF-DH (1978-80)
 Moore, Barry, P (1970)
 Moore, Jim, OF (1930)
 Moore, Jimmy, P (1930-32)
 Moore, Randy, OF (1927-28)
 Moore, Ray, P (1958-60)
 Morales, Rich, INF-OF (1967-73)
 Moran, Carl "Bugs," P (1974)
 Morehart, Ray, INF (1924, '26)
 Moriarty, George, INF (1916)
 Morman, Russ, INF-OF-DH (1986, '88-89)
 Morrison, Jim, INF-DH (1979-82)
 Morrissey, Joseph "Jo Jo," INF (1936)
 Moses, Gerry, C-INF (1975)
 Moses, Wally, OF (1942-46)
 Moss, Les, C (1955-58)
 Mossi, Don, P (1964)
 Mostil, Johnny, OF-INF (1918, '21-29)
 Moulder, Glen, P (1948)
 Mouton, Lyle, OF-DH (1995-97)
 Mueller, Bill, OF (1942, '45)
 Mueller, Don, P (1958-59)
 Muelleavy, Greg, INF (1930, '32)
 Mullen, Charlie, INF-OF (1910-11)
 Mulligan, Eddie, INF (1921-22)
 Mullins, Fran, INF (1980)
 Mulrenan, Dominic, P (1921)
 Muñoz, Jose, INF (1996)
 Mura, Steve, P (1983)
 Murphy, Danny, P (1969-70)
 Murphy, Eddie, OF-INF (1915-21)
 Murray, George, P (1933)
 Muser, Tony, INF-OF-DH (1971-75)
 Myette, Aaron, P (1999-2000)
- N (29)**
- Nagel, Bill, INF (1945)
 Nahorodny, Bill, C-INF-DH (1977-79)
 Naleway, Frank, INF (1924)
 Nash, Charles "Cotton," INF (1967)
 Navarro, Jaime, P (1997-99)
 Neis, Bernie, OF (1927)
 Nelson, Andy, P (1908)
 Nelson, Gene, P (1984-86)
 Nelson, Glenn "Rocky," INF-OF (1951)
 Nelson, Roger, P (1967)
 Ness, Jack, INF (1916)
 Neumeier, Dan, P (1972)
 Newson, Warren, OF (1991-95)
 Niarhos, Gus, C (1950-51)
 Nicholas, Don, OF (1952, '54)
 Nichols, Reid, OF-INF-DH (1985-86)
 Nicholson, Dave, OF (1963-65)
 Nielsen, Scott, P (1987)
 Nieman, Bob, OF (1955-56)
 Niemann, Randy, P (1984)
 Nordbrook, Tim, INF-DH (1977)
 Nordhagen, Wayne, OF-C-P-DH (1976-81)
 Norman, Bill, OF (1931-32)
 Northey, Ron, OF-PH (1955-57)
 Norton, Greg, INF (1996-2000)
 Noyes, Wynn, P (1919)
 Nyman, Chris, INF-OF-DH (1982-83)
 Nyman, Jerry, P (1968-69)
 Nyman, Nyls, OF-DH (1974-77)
- O (24)**
- O'Brien, Charlie, C (1998)
 O'Brien, Syd, INF (1970)
 O'Brien, Thomas "Buck," P (1913)
 Odom, John "Blue Moon," P (1976)
 Olmstead, Fred, P (1908-11)
 O'Malley, Tom, INF (1984)
 O'Neill, Bill, OF (1906)
 O'Neill, Emmett, P (1946)
Ordoñez, Magglio, OF (1997-)
 Orengo, Joe, INF (1945)
 Ortiz, Jorge, INF-OF-DH (1972-79)
 Ortiz, Jose, OF (1969-70)
 Osborn, Dan, P (1975)
 Osinski, Dan, P (1969)
 Osteen, Claudia, P (1975)
 Ostergard, Roy "Red," INF-PH (1921)
 Ostrowski, John, OF-INF (1949-50)
Osuna, Antonio, P (2001-)
 O'Toole, Danny, P (1969-73)
 O'Toole, Jim, P (1967)
 Otten, Jim, P (1974-76)
 Owen, Frank, P (1903-09)
 Owen, Marv, INF (1938-39)
 Owens, Frank, C (1909)
- P (64)**
- Paciorek, Tom, INF-OF-DH (1982-85)
 Paddock, Del, INF (1912)
 Pail, Dorin, P (1988-93)
 Papai, Al, P (1955)
 Papish, Frank, P (1945-48)
 Parent, Freddy, INF-OF (1908-11)
 Paris, Kelly, INF-DH (1988)
Parque, Jim, P (1998-)
 Parsons, Casey, OF-DH (1983-84)
 Pasek, John, C (1934)
 Pasqua, Dan, OF-INF-DH (1988-94)
 Patterson, Hamilton, OF (1909)
 Patterson, Ken, P (1988-91)
 Patterson, Reggie, P (1981)
 Patterson, Roy, P (1901-07)
Paul, Josh, C (1999-)
 Pavletich, Don, C-INF (1969)
 Pawlowski, John, P (1987-88)
 Payne, Fred, C-OF (1909-11)
 Payne, George, P (1920)
 Pearson, Ike, P (1948)
 Peckinpaugh, Roger, INF (1927)
 Pence, Elmer, OF (1922)
 Pence, Russell, P (1921)
 Peña, Jesus, P (1999-2000)
 Peña, Tony, C (1997)
 Perconte, Jack, INF (1986)
 Perez, Melido, P (1988-91)
 Perkovich, John, P (1950)
 Perme, Len, P (1942, '46)
Perry, Herbert, INF (2000-01)
 Perzanowski, Stan, P (1971, '74)
 Peters, Gary, P (1959-69)
 Peters, Oscar "Rube," P (1912)
 Peterson, Adam, P (1987-90)
 Peterson, Carl "Buddy," INF (1955)
 Phelps, Ray "Babe," P (1935-36)
 Phillely, Dave, OF-INF (1941, '46-51, '56-57)
 Phillips, John "Bubba," INF-OF (1956-59)
 Phillips, Taylor, P (1963)
 Phillips, Tony, OF (1996-97)
 Platt, Wiley, P (1901-02)
 Pierce, Billy, P (1949-61)
 Pieretti, Marino, P (1948-49)
 Piet, Tony, INF (1935-37)
 Pilarcik, Al, OF (1961)
 Pinelli, Ralph "Babe," OF (1918)
 Pitlock, Lee "Skip," P (1974-75)
 Pizarro, Juan, P (1961-66)
 Platt, Mize "Whitey," OF (1946)
 Pollet, Howard, P (1956)
 Pomorski, John, P (1934)
 Porter, Irv, OF (1914)
 Poser, John, P (1932)
 Powell, Bob, PR (1955, '57)
 Pratt, Frank, PH (1921)
 Priddy, Bob, P (1968-69)
 Proctor, Noah "Red," P (1923)
 Pröly, Mike, P (1978-80)
 Pruitt, Ron, OF-C-INF-DH (1980)
 Pryor, Greg, INF-DH (1978-81)
Pulsipher, Bill, P (2001)
 Purdy, Everett, OF (1926)
 Purtell, Billy, INF (1908-10)
- Q (6)**
- Qualls, Jim, OF (1972)
 Qualters, Tom, P (1958)
 Quillin, Lee, INF (1906-07)
 Quinlan, Tom "Finners," OF (1915)
 Quinn, John, P (1918)
 Quirk, Jamie, C (1984)
- R (75)**
- Radcliff, Ray "Rip," OF-INF (1934-39)
 Rader, Don, OF-INF (1913)
 Radinsky, Scott, P (1990-95)

Ragan, Pat, P (1919)
 Raines, Tim, OF-DH (1991-95)
Ramirez, Julio, OF (2001-)
 Randall, James "Sap," INF-OF-DH (1988)
 Rapp, Earl, OF (1949)
 Rath, Fred, P (1968-69)
 Rath, Morrie, INF (1912-13)
 Raymond, Claude, P (1959)
 Redfern, George, INF (1928-29)
 Redus, Gary, OF-DH (1987-88)
 Reed, Ron, P (1984)
 Regan, Phil, P (1972)
 Reichardt, Rick, OF-INF-DH (1971-73)
 Reilly, Barney, INF-OF (1909)
 Renko, Steve, P (1977)
 Rensa, Tony, C (1937-39)
 Reuss, Jerry, P (1988-89)
 Reynolds, Carl, OF (1927-31)
 Reynolds, Danny, INF (1945)
 Rhawn, Bobby, INF (1949)
 Rhyne, Hal, INF (1933)
 Ribant, Dennis, P (1968)
 Richard, Lee "Bee Bee," INF-OF-DH (1971-72, '74-75)
 Rickert, Marv, OF-INF (1950)
 Riddle, Johnny, C (1930)
 Righetti, Dave, P (1995)
 Rigney, John, P (1937-42, '46-47)
 Risberg, Charles "Swede," INF-OF (1917-20)
 Rivera, Jim "Jungle," OF-INF (1952-61)
 Riviere, Art "Tink," P (1925)
 Rizzo, Todd, P (1998-99)
 Roberge, Bert, P (1984)
 Robertson, Charles, P (1919, '22-25)
 Robertson, Mike, INF (1996)
 Robidoux, Billy Jo, INF (1989)
 Robinson, Aaron, C (1948)
 Robinson, Dewey, P (1979-81)
 Robinson, Eddie, INF (1950-52)
 Robinson, Floyd, OF (1960-66)
 Rock, Les, INF (1936)
 Rodriguez, Aurelio, INF (1982-83)
 Rodriguez, Hector, INF (1952)
 Rodriguez, Liu, INF (1999)
 Rogovin, Saul, P (1951-53)
 Rohe, George, INF-OF (1905-07)
 Romano, Johnny, C-OF-INF (1958-59, '65-66)
 Romo, Vicente, P (1971-72)
 Rondon, Gil, P (1979)
 Roof, Phil, C (1976)
 Roselli, Bob, C (1961-62)
 Rosenberg, Lou, INF (1923)
 Rosenberg, Steve, P (1988-90)
 Rosenthal, Larry, OF-INF (1936-41)
 Ross, Lee "Buck," P (1941-45)
 Roblatt, Marv, P (1948, '50-51)
 Roltz, Frank, C (1906)
 Roth, Robert "Braggo," OF-INF (1914-15)
 Rothrock, Jack, OF-INF (1932)
 Rouinsaville, Virle "Gene," P (1970)
 Roush, Eddie, OF (1913)
Rowand, Aaron, OF (2001-)
 Royster, Jerry, INF-OF (1987)
 Rudolph, Don, P (1957-59)
 Ruel, Herold "Muddy," C (1934)
 Rulifcorn, Scott, P (1993-96)
 Ruffing, Charlie "Red," P-OF (1947)
 Rush, Bob, P (1960)
 Russell, Ewell "Red," P-OF (1913-19)
 Russell, John, P (1921-22)
 Ryal, Mark, OF (1985)
 Ryan, Connie, INF (1953)
 Ryan, John "Blondy," INF (1930)

S (151)

Sabo, Chris, DH-INF (1995)
 Sadowski, Bob, INF (1962)
 Saenz, Olmedo, INF (1994)
 Salas, Mark, C-DH (1988)
 Salazar, Luis, INF-OF-DH (1985-86)
 Salkeld, Bill, C (1950)
 Salvesson, Jack, P (1935)
 Sanderson, Scott, P (1994)
 Santo, Ron, INF-DH (1974)
 Sanlovenia, Nelson, C (1992)
 Sauveteur, Rich, P (1996)
 Sawatski, Carl, C (1954)
 Sax, Steve, INF (1992-93)
 Scala, Jerry, OF (1948-50)
 Scarbery, Randy, P (1979-80)
 Scarborough, Rae, P (1950)
 Schaefer, Jeff, INF (1989)
 Schaffer, Jimmie, C (1965)
 Schalk, Ray "Cracker," C (1912-28)
 Schalk, Roy, INF (1944-45)
 Schaller, Walter "Blif," OF (1913)
 Schlueter, Norm, C (1938-39)
 Schmidt, Dave, P (1986)
 Schreckengost, Ossee, C (1908)
 Schriber, Hank, OF (1914)
 Schueler, Ron, P (1978-79)
 Schultz, Webb, P (1924)
 Schupp, Ferdie, P (1922)
 Schwarz, Jeff, P (1993-94)
 Scoggins, Jim, P (1913)
 Score, Herb, P (1960-62)
 Scott, Jim "Death Valley," P (1909-17)
 Scott, Everett "Deacon," INF (1926)
 Searage, Ray, P (1986-87)
 Seaver, Tom, P (1984-86)
 Secrist, Don, P (1969-70)
 Seeds, Bob, OF (1932)
 Seeray, Pat, OF (1948-49)
 Segura, Jose, P (1988-89)
 Seilheimer, Rick, C (1980)
 Selph, Carey, INF (1932)
 Sewell, Luke, C (1935-38)
 Sharp, Bill, OF-DH (1973-75)
 Shaw, Al, C (1908)
 Shaw, Bob, P (1958-61)
 Shaw, Jeff, P (1995)
 Shea, Merv, C (1934-37)
 Sheely, Earl, INF (1921-27)
 Sheely, Hollis "Bud," P (1951-53)
 Shellenback, Frank, P (1918-19)
 Shipley, Joe, P (1963)
 Shires, Art, INF (1928-30)
 Shook, Ray, PH (1916)
 Shores, Bill, P (1936)
 Short, Dave, OF (1940-41)
 Shoun, Clyde, P (1949)
 Shugart, Frank, INF (1901)
 Sierra, Ruben, OF-DH (1998)
 Sievers, Roy, INF-OF (1960-61)
 Sigaloo, Frank, INF (1929)
 Silvestri, Ken, C (1939-40)
 Sima, Al, P (1954)
Simas, Bill, P (1995-2001)
 Simmons, Al, OF (1933-35)
 Simmons, Brian, OF (1998-1999)
 Simons, Mel, OF (1931-32)
 Simpson, Harry, OF-INF (1959)
Singleton, Chris, OF (1999-2001)
 Sirotko, Mike, P (1995-2000)
 Sisk, Tom, P (1970)
 Siwy, Jim, P (1982-84)
 Sketchley, Harry "Bud," OF (1942)
 Skinner, Joel, C (1983-85)
 Skizas, Lou, OF (1959)
 Skopec, John, P (1901)
 Skowron, Bill "Moose," INF (1964-67)

Slattery, John, C (1903)
 Slaught, Don, C (1996)
 Smalley, Roy, INF (1984)
 Smaza, Joe, OF (1946)
 Smith, Al, OF-INF (1958-62)
 Smith, Art, P (1932)
 Smith, Charley, INF (1962-64)
 Smith, Clarence "Pop-Boy," P (1913)
 Smith, Edgar "Gorby," P (1939-43, '46-47)
 Smith, Ernie, INF (1930)
 Smith, Frank, P (1904-10)
 Smith, Harry, P (1912)
 Smith, Robert, P (1913)
 Snipes, Wyatt "Roxy," PH (1923)
 Snopek, Chris, INF (1995-98)
 Snyder, Cory, OF (1991)
 Snyder, John, P (1998-99)
 Snyder, Russ, OF (1968)
 Soderholm, Eric, INF-DH (1977-79)
 Solomon, Eddie, P (1982)
 Solters, Julius "Moose," OF (1940-41, '43)
 Sosa, Sammy, OF-DH (1989-91)
 Souchock, Steve, OF-INF (1949)
 Spear, Floyd, P (1943-44)
 Spence, Bob, INF (1969-71)
 Spencer, Jim, INF-DH (1976-77)
 Spencer, Tom, OF-DH (1978)
 Spiezio, Ed, INF (1972)
 Spilner, Dan, P (1984-85)
 Squires, Mike, INF-OF-C-P-DH (1975, '77-85)
 Staehle, Marv, INF (1964-67)
 Staley, Gerry, P (1956-61)
 Stange, Lee, P (1970)
 Stanka, Joe, P (1959)
 Stanton, Mike, P (1995)
 Stark, Matt, DH (1990)
 Steengrafe, Milton, P (1924, '26)
 Stegman, Dave, OF-DH (1983-84)
 Stein, Bill, INF-OF-DH (1974-76)
 Steinbacher, Henry, OF (1937-39)
 Stephens, Gene, OF (1963-64)
 Stephens, Varn, INF (1953, '55)
 Stephenson, Joe, C (1947)
 Stewart, Eddie "Bud," OF (1951-54)
 Stewart, Frank, P (1927)
 Stewart, Jimmy, OF-INF (1967)
 Stieb, Dave, P (1993)
 Stillman, Royle, OF-INF-DH (1977)
 Stine, Lee, P (1934-35)
 Stobbs, Chuck, P (1952)
 Stoddard, Tim, P (1975)
 Stone, Dean, P (1962)
 Stone, Steve, P (1973, '77-78)
 Stoneham, John, OF (1933)
 Straus, Dick, P (1954)
 Strang, Sammy, INF (1902)
 Stratton, Monty, P (1934-38)
 Stricklett, Elmer, P (1904)
 Striker, Jake, P (1960)
 Stroud, Ed, OF (1966-67, '71)
 Strunk, Amos, OF-INF (1920-24)
 Stumpf, George, OF (1936)
 Sturtze, Tanyon, P (1999-2000)
 Sudden, Joe, C-INF (1901)
 Sullivan, Billy Sr., C-INF-OF (1901-12, '14)
 Sullivan, Billy, Jr., C-INF-OF (1931-33)
 Sullivan, John, P (1919)
 Sulkont, Max, P (1949)
 Suter, Harry "Rube," P (1909)
 Sutherland, Leo, OF (1980-81)
 Sverum, Dale, INF (1992)
 Swanson, Evar, OF (1932-34)
 Swanson, Karl, INF (1928-29)
 Swentor, Augie, C (1922)
 Swift, Bill, P (1943)

T (42)

Taitt, Doug, OF (1929)
 Talbot, Fred, P (1963-64)
 Tankersley, Leo, C (1925)
 Tannehill, Lee, INF (1903-12)
 Tanner, Bruce, P (1985)
 Tapani, Kevin, P (1996)
 Tartabull, Danny, OF (1996)
 Tate, Bennie, C (1930-32)
 Tatum, Ken, P (1974)
 Tauby, Fred, OF (1935)
 Taylor, Leo, PH (1923)
 Taylor, Wiley, P (1912)
 Terry, Zeb, INF (1916-17)
 Thigpen, Bobby, P (1986-93)
Thomas, Frank, INF-DH (1990-)
 Thomas, Larry, P (1995-97)
 Thomas, Leo, INF (1952)
 Thomas, Tommy, P (1926-32)
 Thompson, John, P (1921)
 Thompson, Tommy, OF-INF (1938-39)
 Thurston, Hollis "Sloppy," P (1923-26)
 Tidrow, Dick "Dirt," P (1983)
 Tiefenthaler, Verle, P (1962)
 Tielje, Les, P (1933-36)
 Tingley, Ron, C (1994)
 Tipton, Joe, C (1949)
 Tolleson, Wayne, INF (1986)
 Torgeson, Earl, INF (1957-61)
 Torrealba, Pablo, P (1978-79)
 Torres, Rusty, OF (1978-79)
 Touchstone, Clay, P (1945)
 Towne, Jay "Babe," C (1906)
 Tremie, Chris, C (1995)
 Tresh, Mike, C (1938-48)
 Trosky, Hal, Jr., P (1958)
 Trosky, Hal, Sr., INF (1944, '46)
 Trout, Steve, P (1978-82)
 Trucks, Virgil, P (1953-55)
 Tucker, Thurman, OF (1942-44, '46-47)
 Turner, Jerry, OF (1981)
 Turner, Tom, C (1940-44)
 Twombly, Cy, P (1921)

U (4)

Uhalt, Bernie "Frenchy," OF (1934)
 Uhle, Bob, P (1938)
 Uhlir, Charlie, OF (1934)
 Upshaw, Cecil, P (1975)

V (13)

Valdez, Mario, INF (1997)
Valentin, Jose, INF (2000-)
 Valentineti, Vito, P (1954)
 Vance, Joe, P (1935)
 Varney, Pete, C-DH (1973-76)

Veltman, Art, INF (1926)
 Ventura, Robin, INF (1989-98)
 Verhoeven, John, P (1977)
Vining, Ken, P (2001-)
 Vinson, Ernie "Rube," OF (1906)
 Von Kolnitz, Alfred "Fritz," INF (1916)
 Voss, Bill, OF (1965-68)
 Vuckovich, Pete, P (1975-76)

W (81)

Wade, Jake, P (1942-44)
 Wagner, Leon, OF (1968)
 Wakamatsu, Don, C (1991)
 Walker, Fred "Dixie," OF (1936-37)
 Walker, Gerry "Gee," OF (1938-39)
 Walker, Greg, INF-DH (1982-90)
 Wallaesa, Jack, INF-OF (1947-48)
 Walsh, Ed, P (1928-30, '32)
 Walsh, Ed "Big Ed," P (1904-16)
 Wapnick, Steve, P (1991)
 Ward, Aaron, INF (1927)
 Ward, Bryan, P (1998-99)
 Ward, Pete, INF-OF (1963-69)
 Washington, Claudell, OF-DH (1978-80)
 Washington, Sloane "George," OF (1935-36)
 Watwood, John, OF-INF (1929-32)
 Way, Bob, INF (1927)
 Weaver, Art, C (1908)
 Weaver, Floyd, P (1970)
 Weaver, George "Buck," INF (1912-20)
 Webb, Earl, OF-INF (1933)
 Webb, Jim "Skeeter," INF (1940-44)
 Wehde, Wilbur "Biggs," P (1930-31)
 Wehrmeister, Dave, P (1985)
 Weigel, Ralph, C-OF (1948)
 Weiland, Bob, P (1928-31)
 Welland, Ed, P (1940, '42)
 Weis, Al, INF-OF (1962-67)
 Wellday, Mike, OF (1907-09)
Wells, David, P (2001)
Wells, Kip, P (1999-2001)
 Wells, Leo, INF (1942, '46)
 West, Sammy, OF (1942)
 Wheeler, Don, C (1949)
 White, Ed, OF (1955)
 White, Guy "Doc," P-OF-INF (1903-13)
 Whitehead, John "Porkchops," P (1935-39)
 Whitman, Frank, INF (1946, '48)
 Widmar, Al, P (1952)
 Wieneke, John, P (1921)
 Wight, Bill, P (1948-50)
 Wiles, Randy, P (1977)
 Wilhelm, Hoyt, P (1963-68)
 Wilkinson, Roy, P (1919-22)

Willard, Jerry, C (1990)
 Williams, Claude "Leity," P (1916-20)
 Williams, Eddie, INF (1989)
 Williams, Kenny, OF-INF-DH (1986-88)
 Williams, Walt "No-Neck," OF-INF (1967-72)
 Williamson, Al, P (1928)
 Willingham, Tom "Hugh," INF (1930)
 Willis, Carl, P (1988)
 Wilson, Frank "Kid," OF (1918, '27)
 Willoughby, Jim, P (1978)
 Wilts, Ted, P (1965)
 Wilson, Bill, OF (1950, '53-54)
 Wilson, Bob "Red," C (1951-54)
 Wilson, Craig, INF (1998-2000)
 Wilson, Jim, P (1956-58)
 Wilson, Roy, P (1928)
 Wilson, Teddy, OF-INF (1952)
 Winn, Jim, P (1987)
 Wirts, Elwood "Kettle," C (1924)
 Wise, Archie, P (1932)
 Wolfe, Roy "Polly," OF (1912, '14)
 Wolfgang, Melbie, P (1914-18)
 Wood, Wilbur, P (1967-78)
 Woodard, Mike, INF-DH (1988)
 Woodward, Frank, P (1923)
 Wortham, Richard "Tex," P (1978-80)
 Worthington, Al, P (1960)
Wright, Dan, P (2001-)
 Wright, Ed "Ceylon," INF (1916)
 Wright, Glenn, INF (1935)
 Wright, Taft "Taffy," OF (1940-42, '46-48)
 Wright, Tom, OF (1952-53)
 Wrona, Rick, C (1993)
Wunsch, Kelly, P (2000-)
 Wyatt, Whitlow, P (1933-36)
 Wynn, Early, P (1958-62)
 Wynne, Billy, P (1968-70)

Y (5)

Yancy, Hugh, INF-DH (1972, '74, '76)
 Yankowski, George, C (1949)
 Yaryan, Clarence "Yam," C (1921-22)
 York, Rudy, INF (1947)
 Young, Irv, P (1910-11)

Z (7)

Zanni, Dom, P (1962-63)
 Zanilla, Al, OF (1951-52)
 Zeider, Rollie, INF (1910-13)
 Zernial, Gus, OF (1949-51)
 Zisk, Richie, OF-DH (1977)
 Zupcic, Bob, INF-OF (1994)
 Zwilling, Ed "Dutch," OF (1910)

Third Time's A Charm

Harold Baines is one of six players to appear with the White Sox on three different occasions. Baines, a No. 1 draft selection of the White Sox in 1977, played with the Sox from 1980-89, 1996-97 and again in 2000-01. Players with three separate stints with the Sox:

Player	Pos.	Years w/Sox
Harold Baines	OF/DH	1980-89, '96-97, 2000-01
Lena Blackburne	INF	1910-12, '14-'15, '27-29
Charles "Buddy" Bradford	OF/DH	1966-70, '72-75, '76
Rich Hinton	LHP	1971, '75, '78-79
Minnie Minoso	OF/INF/DH	1951-57, '60-61, '64, '76, '80
Dave Philley	OF	1941, '46-51, '56-57

RETIRED NUMBERS

NELLIE FOX



2

No. retired: 1976

Played 14 seasons with White Sox ... named American League Most Valuable Player in 1959 ... led AL in hits in 1952, '54, '57 and '58 ... a three-time Gold Glove winner (1957, '59 and '60) and 12-time All-Star ... inducted into Hall of Fame in 1997.

HAROLD BAINES



3

No. retired: 1989

Had three stints with the White Sox (1980-89, '96-97, '00-01) ... ranks third in club history in RBI (981) and second in home runs (221) ... hit 20 home runs seven times (1982-87, '96) ... drove in winning run as Sox clinched 1983 division title.

LUKE APPLING



4

No. retired: 1975

Played 20 seasons with Sox ... elected to Hall of Fame in 1964 ... Sox all-time leader in games (2,422), at-bats (8,857), hits (2,749), doubles (440), runs (1,319) and walks (1,302) and ranks second in RBI (1,116).

MINNIE MINOSO



9

No. retired: 1983

Played 12 seasons with White Sox over five separate stints ... a seven-time American League All-Star ... led AL in stolen bases from 1951-53 ... batted .300 eight times ... was *The Sporting News* Rookie of the Year in 1951.

LUIS APARICIO



11

No. retired: 1984

Played 10 seasons with White Sox ... elected to the Hall of Fame in 1984 ... named American League Rookie of the Year in 1956 ... collected nine Gold Glove Awards, more than any other shortstop in history ... a 10-time AL All-Star.

TED LYONS



16

No. retired: 1987

Played 21 seasons with White Sox ... elected to the Hall of Fame in 1955 ... owned a career record of 260-230 ... led the American League in wins in 1925 (21) and 1927 (22) ... managed the White Sox from 1946-48.

BILLY PIERCE



19

No. retired: 1987

Spent 13 seasons with White Sox ... led American League in strikeouts in 1953 (186), ERA in 1955 (1.97) and wins in 1957 (20) ... seven-time AL All-Star and the only Sox pitcher to start an All-Star Game (1953, '55 and '56).

CARLTON FISK



72

No. retired: 1997

Spent 13 seasons with the White Sox (1981-93) ... holds major league records for games caught (2,226) and home runs by a catcher (351) ... third in White Sox history with 214 home runs ... inducted into Hall of Fame in July 2000.

JACKIE ROBINSON



42

No. retired: 1997

On April 15, 1947, Jackie Robinson broke the color barrier in Major League Baseball with the Brooklyn Dodgers ... 50 years later his number was retired by all major league clubs ... his 10-year career included a batting title (1949) and two stolen base crowns (1947, '49).

MANAGERS

Records

Manager	Years	G	W	L	Pct.
Bill Adair	1970	10	4	6	.400
Terry Bevington	1995-97	437	222	214	.509
Russ Blackburne	1928-29	232	99	133	.427
Donie Bush	1930-31	310	118	189	.384
Nixey Callahan	1903-04, '12-14	648	309	329	.476
Eddie Collins	1924-26	336	174	160	.521
Red Corriden	1950	125	52	72	.419
Larry Doby	1978	87	37	50	.425
Hugh Duffy	1910-11	310	145	159	.477
Jimmy Dykes	1935-46	1850	899	940	.489
Johnny Evers	1924	124	51	72	.415
Lew Fonseca	1932-34	318	120	196	.377
Jim Fregosi	1986-88	419	193	226	.461
Kid Gleason	1919-23	759	392	364	.519
Clark Griffith	1901-02	275	157	113	.581
Don Gutteridge	1969-70	281	109	172	.388
Fielder Jones	1904-08	739	426	293	.576
Don Kessinger	1979	106	46	60	.434
Gene Lamont	1992-95	468	258	210	.551
Tony LaRussa	1979-86	1035	522	510	.504
Bob Lemon	1977-78	236	124	112	.525
Al Lopez	1957-65, '68-69	1495	840	650	.562
Ted Lyons	1946-48	434	185	245	.430
Jerry Manuel	1998-	648	333	314	.515
Marty Marion	1954-56	318	179	138	.565
Les Moss	1968	36	12	24	.333
Jack Onslow	1949-50	184	71	113	.386
Doug Rader	1986	2	1	1	.500
Paul Richards	1951-54, '76	774	406	362	.529
Clarence Rowland	1915-18	590	339	247	.578
Ray Schalk	1927-28	228	102	125	.449
Eddie Stanky	1966-68	404	206	197	.511
Billy Sullivan	1909	159	78	74	.512
Chuck Tanner	1970-75	815	401	414	.492
Jeff Torborg	1989-91	485	250	235	.515
Ed Walsh	1924	3	1	2	.333

By Wins

Wins	Manager
899	Jimmy Dykes
840	Al Lopez
522	Tony La Russa
426	Fielder Jones
406	Paul Richards
401	Chuck Tanner
392	Kid Gleason
339	Clarence Rowland
333	Jerry Manuel
309	Nixey Callahan
258	Gene Lamont
250	Jeff Torborg

By Percentage

Pct.	Manager
.581	Clark Griffith
.578	Clarence Rowland
.576	Fielder Jones
.565	Marty Marion
.562	Al Lopez
.551	Gene Lamont
.529	Paul Richards
.525	Bob Lemon
.521	Eddie Collins
.519	Kid Gleason

HISTORY

COACHES

Coach	Years	Coach	Years	Coach	Years
Bill Adair	1970	Red Faber	1947-48	Colonel Mills	1947-50
Jimmy Adair	1951-52	Kerby Farrell	1966-69	Minnie Minoso	1976-78, '80
Luke Appling	1970-71	Barry Foote	1990-91	Al Monchak	1971-75
Jim Austin	1933-35, '37, '39-40	Kid Gleason	1912-17	Les Moss	1967-68, '70
Loren Babe	1980, '83	Mary Grissom	1967-68	Hugh Mulcahy	1970
Ray Berres	1949-66, '69	Don Guttridge	1955-66, '68-69	George Myatt	1955-56
Chief Bender	1926	George Haas	1940-46	Dave Nelson	1981-84
Terry Bevington	1989-95	Luman Harris	1951-54	Joe Nossek	1984-86, '90-
Russ Blackburne	1927-28	Willie Horton	1986	Mike Pazik	1995-98
Dick Bosman	1986-87	Walt Hriniaak	1989-95	Rick Peterson	1994-95
Ed Brinkman	1983-88	Ron Jackson	1995-98	Gary Pettis	2001-
Jackie Brown	1992-95	Deron Johnson	1987	Vada Pinson	1981
Bill Buckner	1996-97	Wallace Johnson	1998-	Doug Rader	1986-87, '97
Jim Busby	1976	Von Joshua	1998-2001	Grover Resinger	1967-78
John Butler	1932	Bernie Kelly	1930-31	Dewey Robinson	1993-94
Orlando Cepeda	1980	Bobby Knoop	1977-78	Glen Rosenbaum	1974-75, '86-89
Ron Clark	1988-90	Art Kusnyer	1980-87, '97-	Frank Roth	1927
Nardi Contreras	1998-	Dave LaRoche	1989-91	Don Rowe	1988
John Cooney	1957-64	Tony La Russa	1978	Muddy Ruel	1936-45
Don Cooper	1995	Charley Lau	1982-83	Johnny Sain	1971-75
Red Corridan	1950	Bill Lauder	1925	Ron Schueler	1980-82
Doc Cramer	1951-53	Jim Leyland	1982-85	Ken Silvestri	1976, '82
Tony Cuccinello	1957-66, '69	Bryan Little	1997-2000	Joe Sparks	1979
Bill Cunningham	1932	Joe Lonnett	1971-75	Mike Squires	1992
Roly de Armas	1995-96	Mike Lum	1985	Monty Stratton	1940-41
Larry Doby	1977-78	Fred Martin	1979	Ed Walsh	1923-24, '28-29
Moé Drabowsky	1986	Jim Mahoney	1972-76	Gary Ward	2001-
Dave Duncan	1983-86	Doug Mansolino	1992-96	Billy Webb	1935, '37-39
A.A. Egan	1926	Marty Marion	1954	Del Wilber	1955-56
Sammy Ellis	1989-91	Charlie Metro	1965	Stan Williams	1977-78
Cal Emery	1988	Dyar Miller	1987-88	Walt Williams	1988
Johnny Evers	1922, '24	Ed Miller	1942-49	Bobby Winkles	1979-81

MILESTONE VICTORIES

Victory	Date	Opp.	Score	Sox Winner	Loser
1	4/24/01	vs. Cle.	8-2	Roy Patterson	Bill Hoffer
1,000	6/22/13	vs. St. L.	2-0	Ed Walsh	Carl Weisman
2,000	4/28/26	at Det.	9-5	Tommy Thomas	Clyde Barfoot
3,000	8/3/40	vs. Was.	7-6	Jack Knott	Rene Monteagudo
4,000	5/15/54	vs. Phi.	7-6	Virgil Trucks	Lee Wheat
5,000	6/11/65	vs. Was.	5-2	Juan Pizarro	Phil Ortega
6,000	6/7/78	at Min.	8-3	Ken Kravec	Roger Erickson
7,000	7/1/91	at Min.	5-4	Bobby Thigpen	Carl Willis

White Sox Milestones

The White Sox are 139 wins short of 8,000 in franchise history and 23 shy of 500 in new Comiskey Park history. Since its opening in April 1991, the Sox are 477-378 (.558) in 11 seasons at Comiskey Park.

1981	1986	1991	1996	2001
LeFlore RF	Cangelosi CF	Raines DH	Phillips LF	Durham 2B
Squires 1B	Tolleson 3B	Johnson CF	Durham 2B	Valentin CF
Fisk C	Baines RF	Ventura 3B	Thomas 1B	Thomas DH
Luzinski DH	Fisk LF	Thomas 1B	Tartabull RF	Ordonez RF
Lemon CF	Kittle DH	Fisk C	Mouton DH	Konerko 1B
Baines RF	Walker 1B	Snyder LF	Ventura 3B	Lee LF
Morrison 3B	Hulett 2B	Sosa RF	Karkovice C	Perry 3B
Bernazard 2B	Skinner C	Guillen SS	Lewis CF	Alomar C
Almon SS	Guillen SS	Fletcher 2B	Guillen SS	Clayton SS
Burns P	Seaver P	McDowell P	Fernandez P	D. Wells P
1982	1987	1992	1997	
LeFlore CF	Redus CF	Raines LF	Phillips RF	
Bernazard 2B	Hill 2B	Sax 2B	Marlinez CF	
Kemp LF	Baines RF	Ventura 3B	Thomas 1B	
Luzinski DH	Fisk DH	Thomas 1B	Belle LF	
Paciorek 1B	Walker 1B	Bell DH	Baines DH	
Fisk C	Claderon LF	Huff RF	Snopek 3B	
Baines RF	Hulett 3B	Karkovice C	Durham 2B	
Morrison 3B	Guillen SS	Johnson CF	Karkovice C	
Almon SS	Karkovice C	Guillen SS	Guillen SS	
Koosman P	Dotson P	McDowell P	Navarro P	
1983	1988	1993	1998	
R. Law CF	Johnson CF	Raines LF	Durham 2B	
Bernazard 2B	Guillen SS	Cora 2B	Cameron CF	
Baines RF	Guillen DH	Thomas 1B	Thomas DH	
Luzinski DH	Calderon RF	Bell DH	Belle LF	
Walker 1B	Walker 1B	Ventura 3B	Ventura 3B	
Paciorek LF	Fisk C	Burks RF	Ordonez RF	
Fisk C	Pasqua LF	Johnson CF	Norton 1B	
V. Law 3B	Williams 3B	Karkovice C	O'Brien C	
Fletcher SS	Hill 2B	Guillen SS	Caruso SS	
Hoyt P	Horton P	McDowell P	Navarro P	
1984	1989	1994	1999	
R. Law CF	Guillen SS	Raines LF	Durham 2B	
Fisk C	Gallagher CF	Cora 2B	Caruso SS	
Baines RF	Baines DH	Thomas 1B	Thomas 1B	
Luzinski DH	Calderon RF	Franco DH	Konerko DH	
Paciorek 1B	Walker 1B	Ventura 3B	Ordonez RF	
Kittle LF	Fisk C	Jackson RF	Norton 3B	
V. Law 3B	Pasqua LF	Johnson CF	Abbott LF	
Fletcher SS	Lyons 2B	Karkovice C	Jackson CF	
Cruz 2B	Williams 3B	Guillen SS	Fordyce C	
Hoyt P	Reuss P	McDowell P	Baldwin P	
1985	1990	1995	2000	
Guillen SS	Johnson CF	Durham 2B	Durham 2B	
R. Law LF	Fletcher 2B	Raines LF	Valentin SS	
Baines RF	Calderon LF	Thomas 1B	Thomas 1B	
Walker 1B	Walker DH	Sabo DH	Ordonez RF	
Kittle DH	Fisk C	Ventura 3B	Konerko DH	
Salazar 3B	Martinez 1B	Devereaux RF	Singleton CF	
Boston CF	Ventura 3B	Johnson CF	Lee LF	
Hill C	Sosa RF	Karkovice C	Wilson 3B	
Cruz 2B	Guillen SS	Guillen SS	M. Johnson C	
Seaver P	Perez P	Fernandez P	Sirotko P	

Durham's Opening Day Streak

Ray Durham has made seven consecutive Opening Day starts at second base (1995-2001), the second-longest streak at that position in White Sox history behind Nellie Fox, who made 13 straight starts between 1951-63. Since 1951, only Fox, shortstop Ozzie Guillen (13 from 1985-97) and catcher Sherm Lollar (nine from 1954-62) have made more consecutive Opening Day starts than Durham at the same position. Frank Thomas has made 11 straight Opening Day starts, nine at first base (1991-97, 1999-2000) and two as the designated hitter (1998, 2001).

AWARD WINNERS

Most Valuable Player

- 1959 Nellie Fox
 1972 Dick Allen
 1993 **Frank Thomas**
 1994 **Frank Thomas**

Rookie Awards

- 1951 Minnie Mino (TSN)
 1956 Luis Aparicio (TSN, BBWAA)
 1963 Gary Peters (TSN, BBWAA)
 Pete Ward (TSN)
 1966 Tommie Agee (TSN, BBWAA)
 1969 Carlos May (TSN)
 1980 Britt Burns (TSN)
 1983 Ron Kittle (TSN, BBWAA)
 1985 Ozzie Guillen (TSN, BBWAA)

Cy Young Award

- 1959 Early Wynn
 1983 LaMarr Hoyt
 1993 Jack McDowell

Pitcher of the Year

- 1956 Billy Pierce (TSN)
 1957 Billy Pierce (TSN)
 1959 Early Wynn (TSN)
 1972 Wilbur Wood (TSN)
 1983 LaMarr Hoyt (TSN)

Relief Pitcher of the Year

- 1965 Eddie Fisher (TSN)
 1968 Wilbur Wood (TSN)
 1974 Terry Forster (TSN)
 1975 Rich Gossage (TSN)
 1990 Bobby Thigpen (TSN, Roloids)

Rawlings Gold Glove®

- 1957 Nellie Fox (2B)
 Sherm Lollar (C)
 Minnie Mino (OF)
 1958 Luis Aparicio (SS)
 Sherm Lollar (C)
 1959 Luis Aparicio (SS)
 Nellie Fox (2B)
 Sherm Lollar (C)
 1960 Luis Aparicio (SS)
 Nellie Fox (2B)
 Minnie Mino (OF)
 1961 Luis Aparicio (SS)
 Jim Landis (OF)
 1962 Luis Aparicio (SS)
 Jim Landis (OF)
 1963 Jim Landis (OF)
 1964 Jim Landis (OF)
 1966 Tommie Agee (OF)
 1968 Luis Aparicio (SS)

- 1970 Luis Aparicio (SS)
 Ken Berry (OF)
 1974 Jim Kaat (P)
 1975 Jim Kaat (P)
 1977 Jim Spencer (1B)
 1981 Mike Squires (1B)
 1990 Ozzie Guillen (SS)
 1991 Robin Ventura (3B)
 1992 Robin Ventura (3B)
 1993 Robin Ventura (3B)
 1996 Robin Ventura (3B)
 1998 Robin Ventura (3B)

Silver Slugger Award

- 1981 Carlton Fisk (C)
 1985 Carlton Fisk (C)
 1988 Carlton Fisk (C)
 1991 **Frank Thomas (DH)**
 1993 **Frank Thomas (1B)**
 1994 **Frank Thomas (1B)**
 Julio Franco (DH)
 1998 Albert Belle (LF)
 2000 **Magglio Ordonez (OF)**
Frank Thomas (DH)

The Sporting News All-Stars

- 1926 Johnny Mostil (OF)
 1927 Ted Lyons (P)
 1933 Al Simmons (OF)
 1934 Al Simmons (OF)
 1936 Luke Appling (SS)
 1940 Luke Appling (SS)
 1943 Luke Appling (SS)
 1955 Nellie Fox (2B)
 1956 Nellie Fox (2B)
 Billy Pierce (P)
 1957 Billy Pierce (P)
 1958 Nellie Fox (2B)
 1959 Nellie Fox (2B)
 Sherm Lollar (C)
 Early Wynn (P)
 1960 Minnie Mino (OF)
 1963 Gary Peters (P)
 1964 Gary Peters (P)
 1968 Luis Aparicio (SS)
 1970 Luis Aparicio (SS)
 1972 Dick Allen (1B)
 Wilbur Wood (P)
 1974 Dick Allen (1B)
 1975 Jim Kaat (P)
 1983 Carlton Fisk (C)
 LaMarr Hoyt (RHP)
 Greg Luzinski (DH)
 1985 Harold Baines (DH)
 Carlton Fisk (C)
 1988 Harold Baines (DH)
 1990 Carlton Fisk (C)
 1991 **Frank Thomas (1B)**

- 1992 Jack McDowell (P)
- 1993 Jack McDowell (P)
Frank Thomas (1B)
- 1994 Frank Thomas (1B)
- 2000 Magglio Ordonez (OF)

AL Player of the Month

- 1980 Lamar Johnson (April)
- 1984 Greg Walker (September)
- 1989 Ron Kittle (May)
- 1991 Robin Ventura (July)
Frank Thomas (August)
- 1992 Frank Thomas (September)
- 1993 Frank Thomas (August)
- 1994 Frank Thomas (May)
Frank Thomas (July)
- 1996 Frank Thomas (April)
Frank Thomas (September)
- 1997 Frank Thomas (May)
- 1998 Albert Belle (July)
Albert Belle (September)

AL Pitcher of the Month

- 1982 LaMarr Hoyt (May)
- 1983 Rich Dotson (September)
- 1990 Bobby Thigpen (May)
- 1993 Wilson Alvarez (September)
- 1994 Alex Fernandez (July)
- 2000 James Baldwin (May)
Cal Eldred (June)

AL Player of the Week

- 1974 Dick Allen (June 11)
Jorge Orta (June 25)
Dick Allen (July 23)
Jim Kaat (September 24)
- 1977 Richie Zisk (July 3)
- 1979 Chet Lemon (April 15)
Claudell Washington (Sept. 9)
- 1980 Lamar Johnson (April 13)
- 1981 Richard Dotson (May 10)
Greg Luzinski (May 24)
Britt Burns (August 23)
- 1982 Salome Barojas (April 18)
Harold Baines (July 11)
- 1983 LaMarr Hoyt (August 28)
Harold Baines (September 11)
- 1984 Ron Kittle (April 29)
Tom Paciorek (May 13)
Harold Baines (August 12)
Greg Walker (September 9)
- 1985 Carlton Fisk (June 2)
Tom Seaver (August 4)
Ron Kittle (September 15)
- 1986 Joe Cowley (September 21)
- 1987 Gary Redus (May 18)
- 1988 Carlton Fisk (August 21)
- 1989 Ron Kittle (May 14)
- 1990 Frank Thomas (September 23)
- 1991 Frank Thomas (April 28)
Robin Ventura (July 22)

- Frank Thomas (August 4)
Wilson Alvarez (August 11)
- 1992 Frank Thomas (May 10)
George Bell (July 5)
Frank Thomas (July 26)
George Bell (August 9)
- 1993 George Bell (May 23)
Jack McDowell (August 22)
- 1994 Frank Thomas (May 31)
Frank Thomas (July 11)
- 1997 Frank Thomas (June 1)
Frank Thomas (July 13)
- 1998 Albert Belle (July 12)
Albert Belle (July 19)
Ray Durham (August 16)
- 1999 Greg Norton (May 30)
Frank Thomas (June 6)
Carlos Lee (August 29)
- 2000 Frank Thomas (April 9)
Chris Singleton (April 23)
Magglio Ordonez (July 2)
Frank Thomas (July 16)
Carlos Lee (September 10)
- 2001 Ray Durham (May 27)
Magglio Ordonez (June 11)

All-Rookie Team

- 1978 Mike Colbern, C (BD)
Bob Molinaro, OF (T, BD)
Bill Nahorodny, C (T)
- 1979 Ross Baumgarten, P (T, BD)
- 1980 Britt Burns, P (T, BD)
- 1982 Salome Barojas, P (BD)
- 1983 Ron Kittle, OF (T, BD)
Greg Walker, 1B (BD)
- 1985 Ozzie Guillen, SS (T, BD)
Tim Lulett, 2B (BD)
- 1987 Bobby Thigpen, P (BD)
- 1988 Dave Gallagher, OF (T, BD)
- 1989 Carlos Martinez, OF (T, BD)
- 1990 Scott Radinsky, P (T)
Robin Ventura, 3B (T, BD)
- 1993 Jason Bere, P (BD)
- 1995 Ray Durham, 2B (T, BD)
- 1996 James Baldwin, P (TSN, BD)
- 1997 Mike Cameron, OF (BD)
- 1998 Mike Caruso, SS (T)
Magglio Ordonez, OF (T)
- 1999 Chris Singleton, OF (T)

Executive of the Year

- 1972 Roland Hemond
- 1977 Bill Veeck

Manager of the Year

- 1972 Chuck Tanner
- 1983 Tony La Russa (TSN, BBWAA)
- 1990 Jeff Torborg (TSN, BBWAA)
- 1993 Gene Lamont (BBWAA)
- 2000 Jerry Manuel (TSN, AP, BBWAA)

T = Topps BD = Baseball Digest TSN = *The Sporting News*

ALL-STARS

Year	Players	Year	Players
1933	Al Simmons (OF) , Jimmy Dykes (3B)	1963	Nellie Fox (2B) , Juan Pizarro (P)
1934	Al Simmons (OF) , Jimmy Dykes (3B)	1964	Gary Peters (P), Juan Pizarro (P)
1935	Al Simmons (OF)	1965	Eddie Fisher (P), Bill Skowron (1B)
1936	Luke Appling (SS) , Rip Radcliff (OF) , Vern Kennedy (P)	1966	Tommie Agee (OF)
1937	Luke Sewell (C), *Monty Stratton (P)	1967	Tommie Agee (OF), Ken Berry (OF), Joel Horlen (P), Gary Peters (P)
1938	Mike Kreevich (OF)	1968	Tommy John (P), Duane Josephson (C)
1939	Luke Appling (SS), Ted Lyons (P)	1969	Carlos May (OF)
1940	Luke Appling (SS)	1970	Luis Aparicio (SS)
1941	Luke Appling (SS), Thornton Lee (P), Edgar Smith (P)	1971	Bill Melton (3B), Wilbur Wood (P)
1942	Edgar Smith (P)	1972	Dick Allen (1B) , Carlos May (OF), Wilbur Wood (P)
1943	Luke Appling (SS)	1973	Dick Allen (1B) , Pat Kelly (OF). Kelly replaced Allen due to injury
1944	Thurman Tucker (OF) , Orval Grove (P)	1974	Dick Allen (1B) , Wilbur Wood (P), *Ed Herrmann (C)
1946	Luke Appling (SS)	1975	Bucky Dent (SS), Rich Gossage (P), Jim Kaat (P), Jorge Orta (2B)
1947	Luke Appling (SS), Rudy York (1B)	1976	Rich Gossage (P)
1948	Joe Haynes (P)	1977	Richie Zisk (OF)
1949	Cass Michaels (2B)	1978	Chet Lemon (OF)
1950	Rae Scarborough (P)	1979	Chet Lemon (OF)
1951	Chico Carrasquel (SS) , Nellie Fox (2B) , Jim Busby (OF), Randy Gumpert (P), Minnie Minoso (OF), Eddie Robinson (1B)	1980	Ed Farmer (P)
1952	Eddie Robinson (1B) , Nellie Fox (2B) , Minnie Minoso (OF)	1981	Carlton Fisk (C) , Britt Burns (P)
1953	Chico Carrasquel (SS) , Billy Pierce (P) , Nellie Fox (2B) , Ferris Fain (1B), Minnie Minoso (OF)	1982	Carlton Fisk (C)
1954	Minnie Minoso (OF) , Chico Carrasquel (SS) , Sandy Consuegra (P), Nellie Fox (2B) , Bob Keegan (P), Sherm Lollar (C), Virgil Trucks (P), *George Kell (3B), *Ferris Fain (1B)	1983	Ron Kittle (OF)
1955	Nellie Fox (2B) , Billy Pierce (P) , Chico Carrasquel (SS), Sherm Lollar (C), Dick Donovan (P)	1984	Richard Dotson (P)
1956	Nellie Fox (2B) , Billy Pierce (P) , Sherm Lollar (C), Jim Wilson (P)	1985	Carlton Fisk (C) , Harold Baines (OF)
1957	Nellie Fox (2B) , Minnie Minoso (OF), Billy Pierce (P)	1986	Harold Baines (OF)
1958	Luis Aparicio (SS) , Nellie Fox (2B) , Sherm Lollar (C), Billy Pierce (P), Early Wynn (P)	1987	Harold Baines (OF)
1959	Luis Aparicio (SS) , Nellie Fox (2B) , Early Wynn (P) , Sherm Lollar (C), Billy Pierce (P)	1988	*Ozzie Guillen (SS)
1960	Minnie Minoso (OF) , Luis Aparicio (SS), Nellie Fox (2B) , Sherm Lollar (C), Gerry Staley (P), Early Wynn (P), Al Smith (OF)	1989	Harold Baines (DH)
1961	Nellie Fox (2B) , Billy Pierce (P), Luis Aparicio (SS), Ray Herbert (P), Roy Sievers (1B)	1990	Ozzie Guillen (SS), Bobby Thigpen (P)
1962	Luis Aparicio (SS) , Jim Landis (OF)	1991	Carlton Fisk (C), Ozzie Guillen (SS), Jack McDowell (P)
		1992	Jack McDowell (P), Robin Ventura (3B)
		1993	Jack McDowell (P), Frank Thomas (1B)
		1994	Frank Thomas (1B) , Wilson Alvarez (P), Jason Bere (P)
		1995	Frank Thomas (1B)
		1996	* Frank Thomas (1B) , Roberto Hernandez (P)
		1997	* Frank Thomas (1B) , Albert Belle (OF)
		1998	Ray Durham (2B)
		1999	Magglio Ordonez (OF)
		2000	James Baldwin (P), Ray Durham (2B), Magglio Ordonez (OF)
		2001	Magglio Ordonez (OF)

Bold denotes starters *Injured—did not play

White Sox Winning Pitchers In The All-Star Game

James Baldwin became the fifth White Sox pitcher in history to win an All-Star Game, earning the victory in his first Midsummer Classic appearance on July 11, 2000 in Atlanta (1 ER/1.0 IP). Baldwin joined Jack McDowell (1993 at Baltimore), Ray Herbert (1962 at Wrigley Field), Early Wynn (1958 at Baltimore) and Edgar Smith (1941 at Detroit).

HALL OF FAMERS

Five or More Seasons

Player	Year Elected	Sox Years	Sox Avg./ Record	Career Avg./ Record
Eddie Collins	1939	1915-26	.331	.333
Ed Walsh	1946	1904-16	195-125	195-126
Ted Lyons	1955	1923-42, '46	260-230	260-230
Ray Schalk	1955	1912-28	.254	.253
Red Faber	1964	1914-33	254-212	254-212
Luke Appling	1964	1930-50	.310	.310
Harry Hooper	1971	1921-25	.302	.281
Early Wynn	1972	1958-62	64-55	300-244
Luis Aparicio	1984	1956-62, '68-70	.269	.262
Hoyt Wilhelm	1985	1963-68	41-33	143-122
Nellie Fox	1997	1950-63	.291	.288
George Davis	1998	1902, '04-09	.259	.297
Carlton Fisk	2000	1981-93	.257	.269

One or More Games

Player	Year Elected	Sox Years	Sox Avg./ Record	Career Avg./ Record
Johnny Evers	1946	1922	.000	.270
Clark Griffith	1946	1901-02	39-16	240-140
Al Simmons	1953	1933-35	.315	.334
Chief Bender	1953	1925	0-0	210-128
Eddie Roush	1962	1913	.100	.323
Charles "Red" Ruffing	1967	1947	3-5	273-225
John "Jocko" Conlan	1974	1934-35	.263	.263
George Kell	1983	1954-56	.303	.306
Tom Seaver	1992	1984-86	33-28	311-205
Steve Carlton	1994	1986	4-3	329-244
Larry Doby	1998	1956-57, '59	.275	.283

Non-Players

Player	Year Elected	Sox Years	Managing Record
Hugh Duffy	1945	1910-11	145-159
Frank Chance*	1946	1924	0-0
Bob Lemon	1976	1977-78	124-112
Al Lopez	1977	1957-65, '68-69	840-650

Front Office	Year Elected	Affiliated Years
Charles Comiskey	1939	1900-31
Hank Greenberg	1956	1959-63
Bill Veeck	1991	1959-61, '76-80

*Prevented from managing the team in 1924 due to illness. Chance died on September 15, 1924.

Hall Of Famer Nellie Fox

In 1958, Nellie Fox struck out just 11 times in 623 at-bats (one every 56.6 at-bats), the best single-season strikeout ratio in club history. Fox holds the major-league record for most seasons leading the league in fewest strikeouts (11, 1952-62). Fox, who in 1959 became the first Sox player to win the American League Most Valuable Player Award, also holds the club mark for most consecutive games played (798). He was inducted into the Hall of Fame in 1997.

TEAM OF THE CENTURY

Two-time MVP Frank Thomas led all voting as the White Sox announced the franchise's 27-player "Team of the Century" on September 30, 2000, commemorating 100 years of White Sox baseball. Thomas, who received 10,822 votes, was followed by Joe Jackson (9,293), Luke Appling (9,234), Carlton Fisk (8,866) and Nellie Fox (8,727). Al Lopez, who went 840-650 (.562) in 11 seasons as Sox manager from 1957-65


and '68-69, was selected as the All-Century Manager.

Ten of the 27 players are Hall of Famers, including the recently inducted Fisk, and six played during the Go-Go Sox era of the 1950s. Thomas is the only Team of the Century members still active with the Sox. More than 200,000 votes were cast on 18,500 in-stadium and online ballots during the month-long voting.

Player, Pos.	Years	G	AVG	AB	R	H	2B	3B	HR	RBI	BB	SO	SB	SLG
Dick Allen, 1B	1972-74	348	.307	1218	213	374	71	9	85	242	189	266	33	.589
Luis Aparicio, SS	1956-62; '68-70	1511	.269	5856	791	1576	223	54	43	464	438	410	318	.348
Luke Appling, SS	1930-50	2422	.310	8857	1319	2749	440	102	45	1116	1302	528	179	.398
Harold Baines	1980-89; '96-97; 2000-01	1638	.291	6065	783	1762	319	44	221	975	557	902	32	.467
Chico Carrasquel, SS	1950-55	837	.265	3116	410	825	119	22	32	307	329	285	29	.348
Eddie Collins, 2B	1915-26	1670	.331	6064	1063	2005	265	102	31	803	965	205	366	.423
Carlton Fisk, C	1981-93	1421	.257	4896	680	1259	214	14	214	762	460	798	67	.438
Nellie Fox, 2B	1950-63	2115	.291	8486	1187	2470	335	104	35	740	658	192	73	.367
Ozzie Guillen, SS	1985-97	1743	.265	6067	693	1608	240	68	24	565	193	460	163	.339
Joe Jackson, OF	1916-20	649	.339	2443	396	829	139	79	30	426	251	87	64	.498
Jim Landis, OF	1957-64	1063	.250	3568	532	892	138	47	83	398	483	608	127	.385
Sherm Lollar, C	1952-63	1358	.265	4229	485	1122	186	9	124	631	525	360	17	.265
Bill Melton, 3B	1968-75	976	.258	3498	450	901	134	6	154	535	418	595	20	.431
Minnie Minofo, OF	1952-57; '60-61; '64, '76, '80	1379	.304	5011	893	1523	260	79	135	808	658	427	171	.468
Ray Schalk, C	1912-28	1755	.254	5304	579	1345	199	48	12	594	638	354	176	.316
Frank Thomas, 1B	1990-	1550	.319	5542	1091	1770	364	10	348	1193	1198	847	29	.577
Robin Ventura, 3B	1989-98	1254	.274	4542	658	1244	219	12	171	741	668	659	15	.440
Buck Weaver, 3B	1912-20	1254	.272	4810	625	1310	199	69	21	421	183	303	172	.356
Pitcher	Years	W-L	PCT	ERA	G	GS	CG	SHO	SV	IP	H	BB	SO	
Ed Cicotte, RHP	1913-20	158-102	.608	2.24	353	258	182	28	19	2322.1	2050	533	961	
Red Faber, RHP	1914-33	254-212	.545	3.15	669	484	275	30	28	4087.2	4106	1213	1471	
Ted Lyons, RHP	1923-46	260-230	.531	3.67	594	484	356	27	23	4161.0	4489	1121	1073	
Gary Peters, LHP	1959-69	91-78	.538	2.92	258	216	60	18	3	1560.0	1341	515	1098	
Billy Pierce, LHP	1949-61	186-152	.550	3.19	456	390	183	35	19	2931.0	2643	1052	1796	
Ed Walsh, RHP	1904-16	195-125	.609	1.81	426	312	249	58	40	2946.1	2324	608	1732	
Doc White, LHP	1903-13	159-123	.564	2.28	361	301	206	43	5	2516.1	2225	542	1095	
Hoyt Wilhelm, RHP	1963-68	41-33	.554	1.92	361	3	0	0	98	675.2	465	167	521	
Wilbur Wood, LHP	1967-78	163-148	.524	3.18	578	286	113	24	57	2524.1	2422	671	1332	

Minnie Minofo

Orestes "Minnie" Minofo played 12 seasons with the White Sox covering five separate stints and four decades, batting .298 (1,963-6,579) with 186 home runs and 1,023 RBI from 1951-57, '60-61, '64, '76 and '80. Minofo became the first African-American player in franchise history when he made his major-league debut on May 1, 1951 vs. the Yankees, homering off Vic Raschi in his first at-bat. A six-time All-Star with the Sox, he ranks among the career franchise leaders in virtually every offensive category. Minofo's uniform No. 9 was retired by the Sox in 1983, and he still works with the club as a community relations representative.



RECORDS

TEAM RECORDS

All team records since 1901 unless otherwise noted.

Top Home Records

Wins	Year	Percentage	Year
57	1917	.740 (57-20)	1917
55	1972	.705 (55-23)	1972
55	1983	.701 (54-23)	1906
54	1906	.684 (52-24)	1920
53	1961	.679 (55-26)	1983

Top Road Records

Wins	Year	Percentage	Year
49	2000	.636 (49-28)	1954
49	1993	.623 (48-29)	1953
49	1954	.610 (47-30)	1959
48	1953	.610 (47-30)	1951
47	1965	.605 (49-32)	2000
47	1959	.605 (49-32)	1993
47	1951		

Top Records vs. AL East

Wins	Year	Percentage	Year
49	1982	.597 (37-25)	1996
48	1993	.583 (49-35)	1982
47	1992	.571 (48-36)	1993
47	1990	.560 (47-37)	1992
45	1991	.560 (47-37)	1990

Top Records vs. AL Central

Wins	Year	Percentage	Year
42	2001	.592 (29-20)	2000
29	2000	.558 (29-23)	1995
29	1995	.553 (42-34)	2001
26	1998	.553 (26-21)	1997
26	1997	.542 (26-22)	1998
24	1999	.525 (21-19)	1994

Top Records vs. AL West

Wins	Year	Percentage	Year
55	1983	.705 (55-23)	1983
51	1977	.632 (24-14)	1994
48	1978	.603 (47-31)	1990
48	1972	.590 (46-32)	1993
48	1971	.585 (24-17)	2000
		.585 (48-34)	1972

Top Records vs. NL Central

Wins	Year	Percentage	Year
12	2001	.667 (12-6)	2001
12	2000	.667 (12-6)	2000
9	1999	.533 (8-7)	1997
8	1997	.500 (9-9)	1999

Top Records vs. Left-Handers (since 1952)

Wins	Year	Percentage	Year
40	1990	.677 (21-10)	2000
40	1964	.667 (30-15)	1954
37	1983	.661 (37-19)	1983
35	1963	.615 (40-25)	1990
32	1956	.615 (24-15)	1955

Top Records vs. Right-Handers (since 1952)

Wins	Year	Percentage	Year
74	2000	.637 (65-37)	1953
71	1961	.625 (65-39)	1972
71	1960	.624 (58-35)	1964
69	1959	.613 (68-43)	1965
68	1965	.611 (69-44)	1959

Top Day Records (since 1952)

Wins	Year	Percentage	Year
65	1954	.649 (48-26)	1965
64	1957	.647 (33-18)	1983
62	1959	.636 (21-12)	1994
60	1955	.633 (62-36)	1959
60	1953	.627 (64-38)	1957

Top Night Records (since 1952)

Wins	Year	Percentage	Year
72	1990	.689 (31-14)	1955
69	2000	.651 (69-37)	2000
69	1993	.605 (46-30)	1960
66	1983	.604 (29-19)	1954
64	1991	.602 (50-33)	1964
64	1982		

Top One-Run Game Records

Wins	Year	Percentage	Year
38	1972	.700 (35-15)	1959
38	1967	.655 (38-20)	1972
35	1959	.622 (28-17)	1983
35	1908	.615 (32-20)	1905
33	1904	.609 (28-18)	2000

Top Extra-Inning Records

Wins	Year	Percentage	Year
15	1991	.917 (11-1)	1906
15	1965	.833 (10-2)	1945
14	1966	.800 (12-3)	1959
13	1920	.727 (8-3)	1983
12	Seven times	.722 (13-5)	1920

Top Monthly Records

Wins	Year	Percentage	Year
23	Sept. 1905	.840 (21-4)	August 1906
22	11 times	.800 (20-5)	May 1951
		.786 (22-6)	Sept. 1983
		.786 (22-6)	July 1977
		.786 (22-6)	June 1961

Top April Records

Wins	Year	Percentage	Year
17	2000	.857 (6-1)	1919
15	1996	.778 (7-2)	1920
13	1994	.769 (10-3)	1966
13	1993	.750 (9-3)	1935
12	1980	.714 (10-4)	1912

Top May Records

Wins	Year	Percentage	Year
20	1963	.800 (20-5)	1951
20	1951	.750 (18-6)	1919
20	1901	.708 (17-7)	1907
19	1965	.696 (16-7)	1917
19	1954	.696 (16-7)	1915

Top June Records

Wins	Year	Percentage	Year
22	1961	.786 (22-6)	1961
21	1964	.750 (15-5)	1902
21	1956	.741 (20-7)	2000
20	2000	.731 (19-7)	1915
19	Three times	.700 (21-9)	1956

Top July Records

Wins	Year	Percentage	Year
22	1977	.786 (22-6)	1977
22	1920	.741 (20-7)	1959
22	1919	.704 (19-8)	1991
22	1916	.690 (20-9)	1960
20	Four Times	.679 (19-9)	1935

Top August Records

Wins	Year	Percentage	Year
22	1983	.840 (21-4)	1906
22	1965	.724 (21-8)	1954
22	1956	.710 (22-9)	1983
22	1917	.710 (22-9)	1917
21	Five times	.700 (21-9)	1959

Top September Records

Wins	Year	Percentage	Year
23	1905	.786 (22-6)	1983
22	1983	.750 (18-6)	1919
20	1904	.731 (19-7)	1916
19	Four times	.720 (18-7)	1998
		.708 (17-7)	1917

Fantastic Finishes

Since new Comiskey Park opened in 1991, the White Sox have posted 17 victories on game-ending home runs, including five by Robin Ventura. The Sox connected on four game-ending shots at Comiskey Park in 2001, including a pair by Paul Konerko. The 17 game-ending home runs at new Comiskey Park:

Date	Player	Opp	Pitcher	Inn.	Count	RBI	Score Before	Final Score
5/7/91	Sosa	Milwaukee	Lee (L)	12	3-2	1	1-1	2-1
7/20/91	Ventura	Milwaukee	Plesac (L)	10	2-2	1	6-6	7-6
7/31/91	Ventura	Texas	Gossage (R)	9	2-0	4	6-8	10-8
6/3/95	Martinez	Detroit	Boever (R)	9	1-2	4	6-6	10-6
4/11/96	Mouton	Texas	Henneman (R)	11	1-0	3	5-5	8-5
5/11/96	Baines	New York	Wetteland (R)	9	0-0	2	5-5	7-5
8/9/96	Ventura	Baltimore	Myers (L)	10	1-0	1	3-3	4-3
8/12/96	Baines	New York	Wetteland (R)	10	2-2	1	2-2	3-2
6/10/98	Ventura	St. Louis	Lowe (R)	11	3-0	2	8-8	10-8
7/14/98	Thomas	Minnesota	Aguilera (R)	9	0-2	3	5-5	8-5
7/17/98	Ventura	Cleveland	Shuey (R)	9	1-0	1	3-3	4-3
8/8-2/98	Cameron	Anaheim	Hasegawa (R)	9	2-0	1	3-3	4-3
5/13/00	Abbott	Minnesota	Wells (R)	9	1-0	2	2-3	4-3
4/25/01	Konerko	Oakland	Bradford (R)	11	2-2	1	1-1	2-1
5/11/01	Valentin	Texas	Venafro (L)	10	3-2	1	5-5	6-5
6/3/01	Konerko	Detroit	Anderson (R)	10	2-0	3	6-6	9-6
6/8/01	Lee	Cubs	Duncan (R)	10	0-1	4	3-3	7-3

Best Homestands

Pct.	W-L	Dates	Opponents
1.000	7-0	September 5-11, 1983	Oakland, California
1.000	7-0	April 18-26, 1972	Texas, Kansas City, Cleveland
1.000	7-0	May 12-16, 1965	Kansas City, Los Angeles
1.000	6-0	July 13-19, 1983	Milwaukee, New York
.938	15-1	June 13-25, 1961	Los Angeles, Minnesota, Cleveland, Washington, Detroit
.938	15-1	June 5-21, 1908	Washington, Philadelphia, New York, Boston
.938	15-1	July 27-August 13, 1906	Washington, Philadelphia, New York, Boston
.917	11-1	July 21-August 4, 1959	Boston, Baltimore, New York, Washington
.875	7-1	May 17-23, 1976	California, Minnesota, Oakland
.867	13-2	May 10-29, 1917	New York, Philadelphia, Boston, Washington, St. Louis
.857	6-1	August 28-Sept. 3, 1995	Milwaukee, Detroit, Toronto
.857	6-1	April 26-May 2, 1993	Baltimore, Milwaukee, Toronto
.857	6-1	September 14-20, 1987	Minnesota, Seattle
.857	6-1	August 26-Sept. 1, 1983	Boston, Texas, Kansas City
.857	6-1	August 9-14, 1982	Baltimore, New York
.857	6-1	June 27-July 3, 1977	Detroit, Kansas City, Texas
.857	6-1	May 1-8, 1973	Baltimore, New York, Boston
.857	12-2	June 15-27, 1956	Washington, New York, Boston, Baltimore, Cleveland

Best Road Trips

Pct.	W-L	Dates	Opponents
1.000	7-0	June 12-18, 2000	Cleveland, New York
1.000	6-0	June 22-27, 1990	Oakland, California
1.000	6-0	April 11-17, 1982	New York, Boston, Baltimore
1.000	11-0	May 15-27, 1951	Boston, New York, Washington, Philadelphia, Cleveland
.917	11-1	July 9-19, 1936	Boston, New York, Washington, Philadelphia
.909	10-1	August 13-22, 1965	Boston, Washington, Kansas City
.889	8-1	April 18-May 1, 1912	St. Louis, Cleveland, Detroit
.857	6-1	June 26-July 2, 1995	Minnesota, Milwaukee, Kansas City
.857	6-1	July 5-10, 1994	Detroit, Milwaukee
.857	6-1	April 8-17, 1991	Baltimore, Detroit, New York
.857	6-1	August 10-16, 1962	Kansas City, Cleveland
.846	11-2	June 16-28, 1953	Washington, Philadelphia, New York, Boston
.846	11-2	Sept. 22-Oct. 3, 1943	Philadelphia, Washington, New York, Boston
.833	5-1	July 12-17, 2001	Chicago-NL, Milwaukee
.833	5-1	June 4-9, 1996	Boston, Baltimore
.833	5-1	August 31-Sept. 5, 1993	New York, Detroit
.833	5-1	Sept. 14-20, 1992	New York, Cleveland
.833	5-1	June 8-13, 1990	Minnesota, Seattle
.833	5-1	May 7-12, 1982	Detroit, Toronto
.833	5-1	June 24-29, 1980	California, Oakland
.833	5-1	July 4-10, 1977	Seattle, Detroit
.833	5-1	August 4-8, 1971	California, Oakland
.833	10-2	May 10-27, 1957	Detroit, Washington, Baltimore, Boston, New York, Cleveland

Season Sweeps

HOME			ROAD		
Record	Year	Opponent	Record	Year	Opponent
6-0	1993	Cleveland	6-0	1997	Kansas City
6-0	1990	Kansas City	5-0	1992	Detroit
6-0	1989	Milwaukee	6-0	1990	Milwaukee
6-0	1984	Cleveland	6-0	1980	California
7-0	1983	Seattle	Minimum: Five games		
6-0	1982	Baltimore			
6-0	1972	Milwaukee			
9-0	1965	California			
9-0	1964	Kansas City A's			
11-0	1960	Boston			
11-0	1944	Washington			
12-0	1915	St. Louis			

Season Records

Highest Batting Average295 (1920)
Most .300 Hitters (based on 300 ABs)	5 (1920, '24, '36, '37)
Lowest Batting Average211 (1910)
Most At-Bats	5,646 (2000)
Most Hits	1,615 (2000)
Most Singles	1,199 (1936)
Most Doubles	325 (2000)
Most Triples	102 (1915)
Most Home Runs	216 (2000)
Most Consecutive Games With Home Runs	17 (2000, 28 home runs)
Most Grand Slams	8 (1996)
Most Pinch-Hit Home Runs	9 (1984)
Most Total Bases	2,654 (2000)
Highest Slugging Percentage470 (2000)
Most RBI	926 (2000)
Most Runs	978 (2000)
Most Bases On Balls	702 (1949)
Most Stolen Bases	280 (1901)
Fewest Stolen Bases	19 (1950)
Most Sacrifice Flies	69 (1992)
Highest Fielding Average982 (1954, '57, '62, '93, '96)
Fewest Errors	107 (1957)
Most Consecutive Errorless Games	9 (1955, '64, '95)
Most Errors	345 (1901)
Most Passed Balls	45 (1965)
Most Double Plays	190 (2000)
Lowest Earned Run Average	1.99 (1905)
Highest Earned Run Average	5.41 (1934)
Most Complete Games	134 (1904)
Most Shutouts	32 (1906)
Most Saves	68 (1990)
Most Strikeouts	1,039 (1996)
Fewest Walks Issued	255 (1906)
Most Walks Issued	734 (1950)

Single-Game Records

Runs	29, April 23, 1955 at Kansas City*
Runs (Inning)	13, 4th, September 26, 1943 vs. Washington
Hits	29, April 23, 1955 at Kansas City
Left On Base	18, September 28, 1974 at Oakland
Double Plays	6, September 2, 1973 vs. California
Triples	6, September 9, 1901 (second game) vs. Boston; September 15, 1901 vs. Milwaukee; September 17, 1920 vs. New York
Home Runs	7, April 23, 1955 at Kansas City
Pinch-Hit Home Runs	2, July 6, 1980 vs. Oakland (Lamar Johnson, Greg Pryor)
Grand Slams	2, May 1, 1901 vs. Detroit (MacFarland, Hoy) and September 4, 1995 at Texas (Ventura 2)
Stolen Bases	11, July 2, 1909 vs. St. Louis
Errors	12, May 6, 1903 vs. Detroit
Shortest Game	1:08, August 29, 1915, Chicago 5, Philadelphia 0

*American League record

Home Run Derby

The White Sox set a franchise record when they hit seven home runs in a 29-6 victory at Kansas City on April 23, 1955. In addition to the club home run mark, the 29 Sox runs are an American League record, and the two teams combined to hit nine home runs, two off the league record.

INDIVIDUAL RECORDS

Single-Game

Hits	6, Lance Johnson, September 23, 1995 at Minnesota; Floyd Robinson, July 22, 1962 vs. Boston; Rip Radcliff, July 18, 1936 vs. Philadelphia; Hank Steinbacher, June 22, 1938 vs. Washington #
Doubles	4, Mike Kreevich, September 4, 1937 at Detroit; Marv Owen, April 23, 1939 vs. St. Louis #
Triples	3, Lance Johnson, September 23, 1995 at Minnesota #
Home Runs	4, Pat Seerey, July 18, 1948 at Philadelphia (11 innings) #
Grand Slams	2, Robin Ventura, September 4, 1995 at Texas #
Total Bases	16, Pat Seerey, July 18, 1948 at Philadelphia (11 innings) #
RBI	8, Robin Ventura, September 4, 1995 at Texas; Carl Reynolds, July 2, 1930 at New York; Tommy McCraw, May 24, 1967 at Minnesota; Jim Spencer (twice), May 14, 1977 vs. Cleveland and July 2, 1977 vs. Minnesota
RBI (Inning)	6, Sam Melee, June 10, 1952 at Philadelphia #
Stolen Bases	4, George Davis, June 14, 1905; Jimmy Callahan, September 16, 1905 vs. St. Louis; Lou Frazier, April 19, 1998 at Toronto
Walks	5, Tony Muser, July 3, 1973 at Texas; Frank Thomas, June 5, 1996 at Boston
Strikeouts (hitter, nine-inning game)	5, Jim Landis, July 28, 1957 at Baltimore #
Strikeouts (pitcher)	16, Jack Harshman, July 25, 1954 at Boston
Consecutive Strikeouts (pitcher)	7, Joe Cowley, May 28, 1986 at Texas (AL record to begin a game)
Walks (pitcher)	12, Vallie Eaves, April 22, 1940 vs. Detroit

#Tied for American League record

Single-Season Batting

Most Games	163, Albert Belle (1998), Greg Walker (1985), Don Buford (1963)
Most At-Bats	649, Nellie Fox (1956)
Most Runs	135, John Mostil (1925)
Most Hits	222, Eddie Collins (1920)
Most Singles	169, Eddie Collins (1920)
Most Doubles	48, Albert Belle (1998)
Most Triples	21, Joe Jackson (1916)
Most Home Runs	49, Albert Belle (1998)
Most Right-Handed Home Runs	49, Albert Belle (1998)
Most Left-Handed Home Runs	34, Robin Ventura (1996)
Most Home Home Runs	30, Frank Thomas (2000)
Most Road Home Runs	25, Frank Thomas (1995)
Most Rookie Home Runs	35, Ron Kittle (1983)
Most Home Runs, One Month	16, Albert Belle (1998)
Most Grand Slam Home Runs	4, Albert Belle (1997)
Most Total Bases	399, Albert Belle (1998)
Most Sacrifice Hits	44, Buck Weaver (1916)
Most Sacrifice Flies	15, Magglio Ordonez (2000), Albert Belle (1998)
Most Stolen Bases	77, Rudy Law (1983)
Most Times Caught Stealing	29, Eddie Collins (1923)
Most Bases On Balls	138, Frank Thomas (1991)
Most Intentional Bases on Balls	29, Frank Thomas (1995)
Most Strikeouts	175, Dave Nicholson (1963)
Fewest Strikeouts	11, Nellie Fox (1958)
Most Times Hit By Pitch	23, Minnie Mino (1956)
Most RBI	152, Albert Belle (1998)
Highest Batting Average	.388, Luke Appling (1936)
Highest Slugging Percentage	.729, Frank Thomas (1994)
Longest Hitting Streak	27 games, Albert Belle (1997), Luke Appling (1936)
Most Consecutive Hits	10, Frank Thomas (1997), Rip Radcliff (1938), Harry McCurdy (1926)
Most Consecutive Games With An RBI	13, Taffy Wright, (1941)
Grounded Into Most Double Plays	29, George Bell (1992)
Grounded Into Fewest Double Plays	3, Don Buford (1966-67), Tony Lupien (1948)
Most Pinch Hits	21, Smoky Burgess (1966)
Most Pinch-Hit Home Runs	3, Oscar Gamble (1977), Ron Northey (1956), John Romano (1959)

Single-Season Pitching

Most Games	88, Wilbur Wood (1968)
Most Games, Left-Hander	88, Wilbur Wood (1968)
Most Games, Right-Hander	82, Eddie Fisher (1965)
Most Games Started	49, Wilbur Wood (1972), Ed Walsh (1908)
Most Complete Games	42, Ed Walsh (1908)
Most Games Finished	73, Bobby Thigpen (1990)
Most Games Finished, Left-Hander	62, Wilbur Wood (1970)
Most Games Finished, Right-Hander	73, Bobby Thigpen (1990)
Most Innings	464.0, Ed Walsh (1908)
Most Wins	40, Ed Walsh (1908)
Most Wins By A Rookie	21, Reb Russell (1913)
Most Losses	25, Patrick Flaherty (1903)
Highest Winning Percentage857, Jason Bere (12-2, 1994)
Most Consecutive Wins	13, LaMarr Hoyt (1983)
Most Consecutive Wins To Start A Season	9, LaMarr Hoyt (1982), Orval Grove (1943), Lefty Williams (1917)
Most Consecutive Losses	14, Howard Judson (1949)
Most Saves	57, Bobby Thigpen (1990)
Most Bases On Balls	147, Vern Kennedy (1936)
Most Strikeouts	269, Ed Walsh (1908)
Most Shutouts	12, Ed Walsh (1908)
Most 1-0 Shutouts Won	5, Reb Russell (1913)
Most Shutouts Lost	8, Ed Walsh (1907), Patsy Flaherty (1903)
Most 1-0 Shutouts Lost	4, Billy Pierce (1955)
Most Runs	182, Dickie Kerr (1921)
Most Earned Runs	162, Dickie Kerr (1921)
Most Hits	381, Wilbur Wood (1973)
Most Hit Batsmen	16, Jim Scott (1909)
Most Wild Pitches	18, Jaime Navarro (1998)
Most Home Runs	34, Alex Fernandez (1996), James Baldwin (1999, 2000)
Lowest Earned Run Average	1.52, Doc White (1906)
Most Consecutive Scoreless Innings	45.0, Doc White (1904)

Career Batting

Most Years	20, Luke Appling
Most At Bats	8,857, Luke Appling
Most Runs	1,319, Luke Appling
Most Hits	2,749, Luke Appling
Most Singles	2,162, Luke Appling
Most Doubles	440, Luke Appling
Most Triples	104, Nellie Fox, Shano Collins
Most Home Runs	348, Frank Thomas
Most Right-Handed Home Runs	348, Frank Thomas
Most Left-Handed Home Runs	221, Harold Baines
Most Career Grand Slams	10, Robin Ventura
Most Total Bases	3,528, Luke Appling
Most Stolen Bases	368, Eddie Collins
Most Bases On Balls	1,302, Luke Appling
Most Runs Batted In	1,193, Frank Thomas
Most Pinch Hits	87, Jerry Hairston

Career Pitching

Most Years	21, Ted Lyons
Most Games	669, Red Faber
Most Innings	4,161.0, Ted Lyons
Most Wins	260, Ted Lyons
Most Years With 20 Or More Wins	4, Wilbur Wood, Red Faber, Ed Walsh
Most Losses	230, Ted Lyons
Most Consecutive Wins	15, Wilson Alvarez (1993-94); LaMarr Hoyt (1983-84)
Most Bases On Balls	1,213, Red Faber
Most Strikeouts	1,796, Billy Pierce
Most Shutouts	57, Ed Walsh
Most 1-0 Shutouts	13, Ed Walsh

SINGLE-SEASON BATTING LEADERS

Average

.388	Luke Appling	1936
.382	Joe Jackson	1920
.372	Eddie Collins	1920
.360	Eddie Collins	1923
.359	Carl Reynolds	1930
.353	Frank Thomas	1994
.352	Bibb Falk	1924
.351	Joe Jackson	1919
.349	Frank Thomas	1996
	Eddie Collins	1924

Hits

224	Eddie Collins	1920
218	Joe Jackson	1920
208	Buck Weaver	1920
207	Rip Radcliff	1936
204	Luke Appling	1936
202	Carl Reynolds	1930
	Joe Jackson	1916
201	Nellie Fox	1954
200	Albert Belle	1998
	Al Simmons	1933

Home Runs

49	Albert Belle	1998
43	Frank Thomas	2000
41	Frank Thomas	1993
40	Frank Thomas	1996
	Frank Thomas	1995
38	Frank Thomas	1994
37	Carlton Fisk	1985
	Dick Allen	1972
35	Frank Thomas	1997
	Ron Kittle	1983

Games

163	Albert Belle	1998
	Greg Walker	1985
	Don Buford	1966
162	Jim Morrison	1980
	Ken Henderson	1974
	Ron Hansen	1965
161	Robin Ventura	1998
	Albert Belle	1997
	Dave Gallagher	1989
	Harold Baines	1982

Extra-Base Hits

99	Albert Belle	1998
87	Frank Thomas	2000
77	Frank Thomas	1993
76	Albert Belle	1997
74	Joe Jackson	1920
73	Frank Thomas	1994
72	Ray Durham	2001
	Magglio Ordonez	2001
	Frank Thomas	1992
70	Frank Thomas	1997
	Dick Allen	1972

Runs Batted In

152	Albert Belle	1998
143	Frank Thomas	2000
138	Zeke Bonura	1936
134	Frank Thomas	1996
128	Frank Thomas	1993
	Luke Appling	1936
126	Magglio Ordonez	2000
125	Frank Thomas	1997
121	Joe Jackson	1920
119	Al Simmons	1933

At-Bats

649	Nellie Fox	1956
648	Nellie Fox	1952
640	Harold Baines	1985
636	Jorge Orta	1976
	Nellie Fox	1955
635	Ray Durham	1998
634	Albert Belle	1997
	Ray Durham	1997
631	Nellie Fox	1954
630	Buck Weaver	1920

Doubles

48	Albert Belle	1998
46	Frank Thomas	1992
45	Albert Belle	1997
	Floyd Robinson	1962
44	Frank Thomas	2000
	Ivan Calderon	1990
	Chet Lemon	1979
43	Bibb Falk	1926
	Earl Sheely	1925
42	Ray Durham	2001
	Luke Appling	1937
	Red Kress	1932

Total Bases

399	Albert Belle	1998
364	Frank Thomas	2000
336	Joe Jackson	1920
333	Frank Thomas	1993
330	Frank Thomas	1996
329	Carl Reynolds	1930
324	Frank Thomas	1997
321	Magglio Ordonez	2000
318	Magglio Ordonez	1999
316	Magglio Ordonez	2001

Runs

135	John Mostil	1925
126	Ray Durham	1998
121	Ray Durham	2000
120	Zeke Bonura	1936
	Rip Radcliff	1936
	John Mostil	1926
	Fielder Jones	1901
119	Tony Phillips	1996
	Minnie Minoso	1954
	Lu Blue	1931

Triples

21	Joe Jackson	1916
20	Joe Jackson	1920
18	Minnie Minoso	1954
	Carl Reynolds	1930
	Jack Fournier	1915
	Harry Lord	1911
17	Joe Jackson	1917
	Eddie Collins	1916
	Shano Collins	1915
	Sam Mertes	1901

Slugging Percentage

.729	Frank Thomas	1994
.655	Albert Belle	1998
.626	Frank Thomas	1996
.625	Frank Thomas	2000
.611	Frank Thomas	1997
.607	Frank Thomas	1993
.606	Frank Thomas	1995
.603	Dick Allen	1972
.589	Joe Jackson	1920
.588	Oscar Gamble	1977

White Sox Score In Every Inning

In a 12-8 win vs. Boston on May 11, 1949, the White Sox scored a run in every inning. The Sox scored once in the first, second, fourth, sixth and seventh innings; twice in the third and fifth and three times in the eighth.

On-Base Percentage

.487	Frank Thomas	1994
.474	Luke Appling	1936
.461	Eddie Collins	1925
.460	Eddie Collins	1915
.459	Frank Thomas	1996
.456	Frank Thomas	1997
.455	Eddie Collins	1923
.454	Frank Thomas	1995
.444	Joe Jackson	1920
.441	Eddie Collins	1924

Walks

138	Frank Thomas	1991
136	Frank Thomas	1995
127	Lu Blue	1931
125	Tony Phillips	1996
122	Frank Thomas	1992
	Luke Appling	1935
121	Luke Appling	1949
119	Eddie Collins	1915
112	Frank Thomas	2000
	Frank Thomas	1993

Strikeouts

175	Dave Nicholson	1963
150	Sammy Sosa	1990
	Ron Kittle	1983
137	Ron Kittle	1984
132	Tony Phillips	1996
129	Tommie Agee	1967
128	Danny Tartabull	1996
127	Tommie Agee	1966
126	Ron Karkovice	1993
	Dick Allen	1972
	Dave Nicholson	1964

Hitting Streaks

27	Albert Belle	1997
	Luke Appling	1936
26	Guy Curtright	1943
25	Lance Johnson	1992
24	Chico Carrasquel	1950
23	Minnie Minoso	1955
22	Sam Mele	1953
	Eddie Collins	1920
21	Frank Thomas	1999
	Roy Sievers	1960

Stolen Bases

77	Rudy Law	1983
56	Luis Aparicio	1959
	Wally Moses	1943
53	Luis Aparicio	1961
	Eddie Collins	1917
52	Gary Redus	1987
	Frank Isbell	1901
51	Tim Raines	1991
	Don Buford	1966
	Luis Aparicio	1960

Pinch Hits

21	Smoky Burgess	1966
20	Smoky Burgess	1965
18	Jerry Hairston	1984
17	Jerry Hairston	1983
	Pete Ward	1969
15	Ron Northey	1956
14	Smead Jolley	1931
	Jerry Hairston	1986
	Jerry Hairston	1985

Pinch At-Bats

66	Smoky Burgess	1966
65	Smoky Burgess	1965
62	Jerry Hairston	1983
60	Smoky Burgess	1967
59	Jerry Hairston	1984
53	Jerry Hairston	1985
47	Jerry Hairston	1982
46	Jerry Hairston	1986
	Pete Ward	1969

Pinch Average

.467	Smead Jolley	1931
.394	Eddie Murphy	1920
.385	Ron Northey	1956
.375	Eddie Murphy	1917
.371	Greg Walker	1983
.370	Pete Ward	1969
.355	Walt Dropo	1957
.318	Smoky Burgess	1966
.310	Tom Wright	1953

Minimum: 30 at-bats

Runs Per Game

.94	Frank Thomas	1994
.90	Felder Jones	1901
.88	Johnny Mostil	1925
.87	Rip Radcliff	1936
.85	Dummy Hoy	1901
.82	Harry Hooper	1924
.81	Zeke Bonura	1936
	Johnny Mostil	1926
.80	Ray Durham	2000
	Ray Durham	1998
	Luke Appling	1936

RBI Per Game

.95	Frank Thomas	1996
.93	Albert Belle	1998
	Luke Appling	1936
	Zeke Bonura	1936
.90	Frank Thomas	2000
.89	Frank Thomas	1994
.88	Julio Franco	1994
.87	Zeke Bonura	1934
.86	Frank Thomas	1997
	Zeke Bonura	1937

Strikeout Average

.390	Dave Nicholson	1963
.329	Ron Karkovice	1994
.313	Ron Karkovice	1993
.288	Ron Kittle	1983
.282	Sammy Sosa	1990
.271	Danny Tartabull	1996
.262	Ron Karkovice	1996
.260	Jose Valentin	2001
	Ron Karkovice	1995
.249	Dick Allen	1972

Walk Average

.216	Frank Thomas	1995
.215	Frank Thomas	1994
.198	Frank Thomas	1991
.197	Luke Appling	1949
.195	Ferris Fair	1953
.192	Frank Thomas	2000
.189	Luke Appling	1935
.188	Larry Rosenthal	1940
.186	Eddie Collins	1915
.181	Eddie Collins	1918

Quickest To 100 RBI

Frank Thomas became the fastest White Sox player to reach 100 RBI in 1994 as he topped his own mark set in 1993. Thomas recorded his 100th and 101st RBI on August 7, 1994 in the team's 110th game. In 1993, he accomplished the goal on August 18 in the club's 118th contest.

SINGLE-SEASON PITCHING LEADERS

Wins

40	Ed Walsh	1908
29	Ed Cicotte	1919
28	Ed Cicotte	1917
27	Ed Walsh	1912
	Ed Walsh	1911
	Doc White	1907
25	Red Faber	1921
	Frank Smith	1909
24	LaMarr Hoyt	1983
	Wilbur Wood	1973
	Wilbur Wood	1972
	Red Faber	1915
	Jim Scott	1915
	Ed Walsh	1907
	Clark Griffith	1901

Relief Wins

15	Eddie Fisher	1965
13	Gerry Staley	1960
	Earl Caldwell	1946
12	Wilbur Wood	1968
	Hoyt Wilhelm	1964
11	Barry Jones	1990
	Clint Brown	1939
10	Cy Acosta	1973
	Wilbur Wood	1969
	Gordon Maltzberger	1944

Losses

25	Patsy Flaherty	1903
24	Pat Caraway	1931
21	Stan Bahnsen	1973
	Ted Lyons	1933
20	Ed Walsh	1910
	Jim Scott	1913
	Roy Wilkinson	1921
	Ted Lyons	1929
	Eddie Smith	1942
	Bill Wight	1948
	Wilbur Wood	1973
	Wilbur Wood	1975

Saves

57	Bobby Thigpen	1990
42	Keith Foulke	2001
38	Roberto Hernandez	1996
	Roberto Hernandez	1993
34	Keith Foulke	2000
	Bobby Thigpen	1989
	Bobby Thigpen	1988
32	Roberto Hernandez	1995
	Bob James	1985
30	Bobby Thigpen	1991
	Ed Farmer	1980

Games

88	Wilbur Wood	1968
83	Kelly Wunsch	2000
82	Eddie Fisher	1965
77	Bobby Thigpen	1990
	Wilbur Wood	1970
	Bob Locker	1967
76	Wilbur Wood	1969
73	Scott Radinsky	1993
	Hoyt Wilhelm	1964
72	Keith Foulke	2000
	Roberto Hernandez	1996
	Hoyt Wilhelm	1968

Games Started

49	Wilbur Wood	1972
	Ed Walsh	1908
48	Wilbur Wood	1973
46	Ed Walsh	1907
43	Wilbur Wood	1975
42	Wilbur Wood	1974
	Stan Bahnsen	1973
	Wilbur Wood	1971
41	Jim Kaat	1975
	Stan Bahnsen	1972
	Ed Walsh	1912

Complete Games

42	Ed Walsh	1908
37	Frank Smith	1909
	Ed Walsh	1907
34	Frank Owen	1904
33	Ed Walsh	1911
	Ed Walsh	1910
32	Red Faber	1921
	Ed Walsh	1912
	Frank Owen	1905
31	Red Faber	1922

Shutouts

11	Ed Walsh	1908
10	Ed Walsh	1906
8	Wilbur Wood	1972
	Reb Russell	1913
	Ed Walsh	1909
7	Wilbur Wood	1971
	Ray Herbert	1963
	Billy Pierce	1953
	Ed Cicotte	1917
	Jim Scott	1915
	Ed Walsh	1910
	Frank Smith	1909
	Doc White	1906
	Doc White	1904

Innings Pitched

464.0	Ed Walsh	1908
422.1	Ed Walsh	1907
393.0	Ed Walsh	1912
376.2	Wilbur Wood	1972
369.2	Ed Walsh	1910
368.2	Ed Walsh	1911
365.0	Frank Smith	1909
359.1	Wilbur Wood	1973
352.0	Red Faber	1922
346.2	Ed Cicotte	1917

Earned Run Average

1.27	Ed Walsh	1910
1.41	Ed Walsh	1909
1.42	Ed Walsh	1908
1.52	Doc White	1906
1.53	Ed Cicotte	1917
1.58	Ed Cicotte	1913
1.60	Ed Walsh	1907
1.72	Doc White	1909
1.76	Doc White	1905
1.78	Doc White	1904

Strikeouts

269	Ed Walsh	1908
258	Ed Walsh	1910
255	Ed Walsh	1911
254	Ed Walsh	1912
215	Gary Peters	1967
210	Wilbur Wood	1971
209	Tom Bradley	1972
206	Tom Bradley	1971
	Ed Walsh	1907
205	Gary Peters	1964

Walks

147	Vern Kennedy	1936
137	Billy Pierce	1950
135	Bill Wight	1948
127	Vic Frasier	1931
124	Vern Kennedy	1937
122	Wilson Alvarez	1993
119	Early Wynn	1959
117	Stan Bahnsen	1973
114	Eddie Smith	1941
112	Billy Pierce	1949
	Early Wynn	1960

Consecutive Scoreless IP

45.0	Doc White	1904
40.2	Ed Walsh	1910
39.2	Billy Pierce	1953
38.0	Ray Herbert	1963
37.0	Joel Horlen	1968
35.0	John Humphries	1941
33.0	Jack Harshman	1954

Winning Percentage

.857	Jason Bere (12-2)	1994
.842	Sandy Consuegra (16-3)	1954
.806	Ed Cicotte (29-7)	1919
.774	Clark Griffith (24-7)	1901
.765	Earl Caldwell (13-4)	1946
.759	Richard Dotson (22-7)	1983
.750	Bob Shaw (18-6)	1959
	Monty Stratton (15-5)	1937
	Doc White (18-6)	1906
.731	Joel Horlen (19-7)	1967
.727	Dick Donovan (16-6)	1957
	Ed Walsh (40-15)	1908

Opponent Average

.187	Ed Walsh	1910
.190	Joel Horlen	1964
.199	Gary Peters	1967
.202	Eddie Cicotte	1917
.203	Frank Smith	1908
	Ed Walsh	1908
	Ed Walsh	1909
	Joel Horlen	1967
.205	Eddie Fisher	1965
.207	Doc White	1906

Hits/9.0 IP

5.89	Ed Walsh	1910
6.07	Joel Horlen	1964
6.39	Ed Cicotte	1917
6.42	Eddie Fisher	1965
6.44	Frank Smith	1908
6.47	Gary Peters	1967
6.49	Ed Walsh	1909
6.56	Joel Horlen	1967
6.57	Doc White	1906
6.63	Frank Smith	1905

Strikeouts/9.0 IP

8.69	Juan Pizarro	1961
8.46	Floyd Bannister	1985
8.07	Jason Bere	1994
7.74	Bart Johnson	1971
7.66	Juan Pizarro	1962
7.44	Gary Peters	1967
7.36	Melido Perez	1990
7.32	Joe Cowley	1986
7.24	Jack McDowell	1990
7.23	Tom Bradley	1972

Home Runs Allowed

38	Floyd Bannister	1987
34	James Baldwin	2000
	James Baldwin	1999
	Alex Fernandez	1996
	Kevin Tapani	1996
33	Billy Pierce	1958
31	LaMarr Hoyt	1984
30	Five players tied	

STATISTICS BY POSITION**Career Games**

1B	Earl Sheely	938
2B	Nellie Fox	2,098
SS	Luke Appling	2,218
3B	Robin Ventura	1,220
OF	Minnie Minoso	1,262
OF	Felder Jones	1,158
OF	Jim Landis	1,035
C	Ray Schalk	1,721
P	Red Faber	669
RP	Bobby Thigpen	424
DH	Frank Thomas	603

Doubles

1B	Frank Thomas	46	1992
2B	Ray Durham	40	2001
	Jim Morrison		1980
SS	Luke Appling	42	1937
3B	Willie Kamm	39	1923
OF	Albert Belle	48	1998
OF	Ivan Calderon	44	1990
OF	Chet Lemon		1979
C	Sherm Lollar	28	1956
P	Dixie Leverett	9	1922
DH	Frank Thomas	43	2000

Home Runs

1B	Frank Thomas	41	1993
2B	Ray Durham	20	2001
SS	Jose Valentin	25	2000
3B	Robin Ventura	34	1996
OF	Albert Belle	49	1998
OF	Ron Kittle	35	1983
OF	Magglio Ordonez	32	2000
C	Carlton Fisk	37	1985
P	Jack Harshman	6	1956
DH	Frank Thomas	43	2000

Hits

1B	Zeke Bonura	194	1936
2B	Eddie Collins	222	1920
SS	Luke Appling	204	1936
3B	Buck Weaver	210	1920
OF	Joe Jackson	218	1920
OF	Rip Radcliff	207	1936
OF	Carl Reynolds	202	1930
C	Carlton Fisk	141	1983
P	Ted Lyons	38	1930
DH	Frank Thomas	191	2000

Triples

1B	Jack Fournier	21	1916
2B	Eddie Collins	17	1916
	Sam Mertes		1901
SS	George Davis	15	1904
3B	Harry Lord	18	1911
OF	Joe Jackson	21	1916
OF	Joe Jackson	20	1920
OF	Minnie Minoso	18	1954
	Carl Reynolds		1930
C	Ray Schalk	9	1916
P	Hal McKain	4	1930
DH	Severl with	3	

Runs Batted In

1B	Zeke Bonura	138	1936
2B	Sam Mertes	98	1901
SS	Luke Appling	128	1936
3B	Robin Ventura	105	1996
OF	Albert Belle	152	1997
OF	Magglio Ordonez	126	2000
OF	Joe Jackson	121	1920
C	Carlton Fisk	107	1985
P	Frank Smith	20	1909
DH	Frank Thomas	143	2000

April Showers

The Sox scored 181 runs in April 2000 (7.2 per game), breaking the major-league record of 180 set by Texas in 1998, and also established franchise marks with 17 wins and 35 home runs.

CAREER BATTING LEADERS

Games

2,422	Luke Appling
2,115	Nellie Fox
1,757	Ray Schalk
1,743	Ozzie Guillen
1,670	Eddie Collins
1,670	Harold Baines
1,550	Frank Thomas
1,511	Luis Aparicio
1,421	Carlton Fisk
1,379	Minnie Minoso

Average

.340	Joe Jackson
.331	Eddie Collins
.322	Carl Reynolds
.319	Frank Thomas
.317	Zeke Bonura
.315	Bibb Falk
.315	Al Simmons
.312	Taffy Wright
.310	Luke Appling
	Rip Radcliff

Runs

1,319	Luke Appling
1,187	Nellie Fox
1,091	Frank Thomas
1,065	Eddie Collins
893	Minnie Minoso
791	Luis Aparicio
786	Harold Baines
713	Ray Durham
693	Ozzie Guillen
	Fielder Jones

Hits

2,749	Luke Appling
2,470	Nellie Fox
2,007	Eddie Collins
1,773	Harold Baines
1,770	Frank Thomas
1,608	Ozzie Guillen
1,576	Luis Aparicio
1,523	Minnie Minoso
1,345	Ray Schalk
1,308	Buck Weaver

Doubles

440	Luke Appling
364	Frank Thomas
335	Nellie Fox
320	Harold Baines
266	Eddie Collins
260	Minnie Minoso
245	Bibb Falk

243	Willie Kamm
240	Ozzie Guillen
230	Shano Collins

Triples

104	Shano Collins
	Nellie Fox
102	Luke Appling
	Eddie Collins
82	John Mostil
79	Joe Jackson
	Minnie Minoso
77	Lance Johnson
69	Buck Weaver
68	Ozzie Guillen

Home Runs

348	Frank Thomas
221	Harold Baines
214	Carlton Fisk
171	Robin Ventura
154	Bill Melton
140	Ron Kittle
135	Minnie Minoso
124	Sherm Lollar
113	Greg Walker
111	Magglio Ordonez

Runs Batted In

1,193	Frank Thomas
1,116	Luke Appling
981	Harold Baines
808	Minnie Minoso
804	Eddie Collins
762	Carlton Fisk
741	Robin Ventura
740	Nellie Fox
631	Sherm Lollar
627	Bibb Falk

Total Bases

3,528	Luke Appling
3,198	Frank Thomas
3,118	Nellie Fox
2,844	Harold Baines
2,570	Eddie Collins
2,346	Minnie Minoso
2,143	Carlton Fisk
2,056	Ozzie Guillen
2,036	Luis Aparicio
2,000	Robin Ventura

At-Bats

8,856	Luke Appling
8,486	Nellie Fox
6,149	Harold Baines
6,067	Ozzie Guillen
6,065	Eddie Collins

5,856	Luis Aparicio
5,542	Frank Thomas
5,304	Ray Schalk
5,011	Minnie Minoso
4,896	Carlton Fisk

Walks

1,302	Luke Appling
1,198	Frank Thomas
965	Eddie Collins
668	Robin Ventura
658	Nellie Fox
	Minnie Minoso
638	Ray Schalk
569	Willie Kamm
565	Harold Baines
550	Fielder Jones

Slugging Pct.

.577	Frank Thomas
.518	Zeke Bonura
.505	Magglio Ordonez
.499	Carl Reynolds
.498	Joe Jackson
.480	Al Simmons
.470	Ron Kittle
.468	Minnie Minoso
.463	Harold Baines
.453	Greg Walker

On-Base Pct.

.438	Frank Thomas
.426	Eddie Collins
.407	Joe Jackson
.399	Luke Appling
.397	Minnie Minoso
.396	Zeke Bonura
.391	Earl Sheely
.386	John Mostil
.383	Harry Hooper
.381	Taffy Wright

Strikeouts

918	Harold Baines
847	Frank Thomas
798	Carlton Fisk
749	Ron Karkovice
699	Ray Durham
659	Robin Ventura
608	Jim Landis
606	Ron Kittle
595	Bill Melton
528	Luke Appling

Stolen Bases

368	Eddie Collins
318	Luis Aparicio
250	Frank Isbell
226	Lance Johnson
206	Fielder Jones
199	Ray Durham
192	Shano Collins
179	Luke Appling
176	John Mostil
	Ray Schalk

Pinch Hits

87	Jerry Hairston
50	Smoky Burgess
42	Eddie Murphy
37	Walt Williams
32	Earl Torgeson
30	Sherm Lollar
27	Ralph Hodgins
26	Warren Newson
	Bud Stewart
24	Ron Northey
	Pete Ward

Extra-Base Hits

722	Frank Thomas
587	Luke Appling
585	Harold Baines
474	Nellie Fox
	Minnie Minoso
442	Carlton Fisk
402	Robin Ventura
399	Eddie Collins
377	Ray Durham
351	Shano Collins

20-HR Seasons

9	Frank Thomas
7	Harold Baines
5	Robin Ventura
5	Bill Melton
4	Carlton Fisk
3	Greg Walker
3	Ron Kittle
3	Eddie Robinson
3	Paul Konerko
3	Magglio Ordonez

CAREER PITCHING LEADERS

Wins

260	Ted Lyons
254	Red Faber
195	Ed Walsh
186	Billy Pierce
163	Wilbur Wood
159	Doc White
156	Ed Cicotte
113	Joel Horlen
108	Frank Smith
107	Jim Scott

Games Started

484	Ted Lyons
483	Red Faber
390	Billy Pierce
312	Ed Walsh
301	Doc White
286	Wilbur Wood
284	Joel Horlen
258	Ed Cicotte
250	Richard Dotson
232	Thornton Lee

Innings Pitched

4,161.0	Ted Lyons
4,086.2	Red Faber
2,946.1	Ed Walsh
2,931.0	Billy Pierce
2,524.1	Wilbur Wood
2,498.1	Doc White
2,322.1	Ed Cicotte
1,918.0	Joel Horlen
1,892.0	Jim Scott
1,888.0	Thornton Lee

Winning Pct.

.648	Lefty Williams
.615	Juan Pizarro
.611	Jack McDowell
.609	Dickie Kerr
	Ed Walsh
.608	Ed Cicotte
.602	LaMarr Hoyt
.593	Dick Donovan
.575	Eddie Fisher
.569	Frank Smith

Relief Wins

41	Hoyt Wilhelm
32	Wilbur Wood
31	Gerry Staley
29	Clint Brown
28	Bob Locker
	Bobby Thigpen

Complete Games

356	Ted Lyons
273	Red Faber
249	Ed Walsh
206	Doc White
183	Ed Cicotte
	Billy Pierce
156	Frank Smith
142	Thornton Lee
123	Jim Scott
119	Roy Patterson

Strikeouts

1,796	Billy Pierce
1,732	Ed Walsh
1,471	Red Faber
1,332	Wilbur Wood
1,098	Gary Peters
1,073	Ted Lyons
1,067	Doc White
1,007	Joel Horlen
961	Ed Cicotte
951	Alex Fernandez

Relief App.

424	Bobby Thigpen
358	Hoyt Wilhelm
342	R. Hernandez
316	Scott Radinsky
308	Bill Simas
292	Wilbur Wood
281	Keith Foulke
271	Bob Locker

Losses

230	Ted Lyons
213	Red Faber
152	Billy Pierce
148	Wilbur Wood
125	Ed Walsh
123	Doc White
113	Joel Horlen
	Jim Scott
104	Thornton Lee
102	Ed Cicotte

Shutouts

57	Ed Walsh
42	Doc White
35	Billy Pierce
29	Red Faber
28	Ed Cicotte
27	Ted Lyons
26	Jim Scott
25	Frank Smith
24	Reb Russell
	Wilbur Wood

Walks

1,121	Ted Lyons
1,052	Billy Pierce
671	Wilbur Wood
637	Richard Dotson
633	Thornton Lee
609	Jim Scott
608	Ed Walsh
561	Bill Dietrich
545	Ed Smith

Home Runs

241	Billy Pierce
222	Ted Lyons
193	Wilbur Wood
156	Richard Dotson
150	James Baldwin
148	Alex Fernandez
142	Joel Horlen
134	Floyd Bannister
110	Red Faber
107	Dick Donovan

Games

669	Red Faber
594	Ted Lyons
578	Wilbur Wood
456	Billy Pierce
426	Ed Walsh
424	Bobby Thigpen
361	Hoyt Wilhelm
360	Doc White
353	Ed Cicotte
345	Roberto Hernandez

Saves

201	Bobby Thigpen
161	R. Hernandez
98	Hoyt Wilhelm
89	Keith Foulke
75	Terry Forster
57	Wilbur Wood
56	Bob James
54	Ed Farmer
53	Clint Brown
49	Bob Howry

ERA

1.81	Ed Walsh
2.18	Frank Smith
2.24	Ed Cicotte
2.30	Doc White
2.30	Jim Scott
2.33	Reb Russell
2.40	Nick Altrock
2.43	Joe Benz
2.48	Frank Owen
2.75	Roy Patterson

Minimum standards for White Sox career batting and pitching leaders:

ERA	1,000.0 IP
W-L Pct.	50 Wins
AVG	500 Games
Sig.	500 Games
OBP	500 Games

Thigpen In The Record Books

Chicago White Sox reliever Bobby Thigpen, the franchise's all-time saves leader with 201, holds the major-league single-season record for saves with 57 in 1990. San Diego's Trevor Hoffman (1998) and Randy Myers (1993) of the Chicago Cubs are tied for second all-time with 53. During Thigpen's record-setting season, the right-hander was the fastest to 30 saves (80 games) and the second-fastest to 40 saves (118 games) in baseball history.

YEAR-BY-YEAR RESULTS

Year	Pos.	W-L	Pct.	GA-GB	Manager	Attendance
1901	1st	83-53	.610	+4.0	Clark Griffith	354,350
1902	4th	74-60	.552	-8.0	Clark Griffith	337,898
1903	7th	60-77	.438	-30.5	Nixey Callahan	286,183
1904	3rd	89-65	.578	-6.0	Nixey Callahan-Fielder Jones	557,123
1905	2nd	92-60	.605	-3.0	Fielder Jones	687,419
1906	1st	93-58	.616	+3.0	Fielder Jones	585,202
1907	3rd	87-64	.576	-5.5	Fielder Jones	667,307
1908	3rd	88-64	.579	1.5	Fielder Jones	636,096
1909	4th	78-74	.513	-20.0	Billy Sullivan	478,400
1910	6th	68-85	.444	-35.5	Hugh Duffy	552,084
1911	4th	77-74	.510	-24.0	Hugh Duffy	583,208
1912	4th	78-76	.506	-28.0	Nixey Callahan	602,241
1913	5th	78-74	.513	-17.5	Nixey Callahan	644,501
1914	6th	70-84	.455	-30.0	Nixey Callahan	469,290
1915	3rd	93-61	.604	-9.5	Clarence Rowland	539,461
1916	2nd	89-65	.578	-2.0	Clarence Rowland	679,923
1917	1st	100-54	.649	+9.0	Clarence Rowland	684,521
1918	6th	57-67	.460	17.0	Clarence Rowland	195,081
1919	1st	88-52	.629	+3.5	Kid Gleason	627,186
1920	2nd	96-58	.623	-2.0	Kid Gleason	833,492
1921	7th	62-92	.403	-36.5	Kid Gleason	543,650
1922	5th	77-77	.500	-17.0	Kid Gleason	602,860
1923	7th	69-85	.448	-30.0	Kid Gleason	573,778
1924	8th	66-87	.431	-25.5	John Evers-Ed Walsh- Eddie Collins-John Evers	606,658
1925	5th	79-75	.513	-18.5	Eddie Collins	823,231
1926	5th	81-72	.529	-9.5	Eddie Collins	710,339
1927	5th	70-83	.458	-39.5	Ray Schalk	614,423
1928	5th	72-82	.468	-29.0	Ray Schalk-Russ Blackburne	494,152
1929	7th	59-93	.366	-46.0	Russ Blackburne	426,795
1930	7th	62-92	.403	-40.0	Donie Bush	406,123
1931	8th	56-97	.366	-51.5	Donie Bush	403,550
1932	7th	49-102	.325	-56.5	Lew Fonseca	233,198
1933	6th	67-83	.447	-31.0	Lew Fonseca	397,789
1934	8th	53-99	.349	-47.0	Lew Fonseca-Jimmy Dykes	236,559
1935	5th	74-78	.487	-19.5	Jimmy Dykes	470,281
1936	3rd	81-70	.536	-20.0	Jimmy Dykes	440,810
1937	3rd	86-68	.588	-16.0	Jimmy Dykes	589,245
1938	6th	65-83	.439	-32.0	Jimmy Dykes	338,278
1939	4th	85-69	.552	-22.5	Jimmy Dykes	594,104
1940	4th	82-72	.532	-8.0	Jimmy Dykes	660,336
1941	3rd	77-77	.500	-24.0	Jimmy Dykes	677,077
1942	6th	66-82	.466	-34.0	Jimmy Dykes	425,734
1943	4th	82-72	.532	-16.0	Jimmy Dykes	508,962
1944	7th	71-83	.461	-18.0	Jimmy Dykes	563,539
1945	6th	71-78	.477	-15.0	Jimmy Dykes	657,981
1946	5th	74-80	.481	-30.0	Jimmy Dykes-Ted Lyons	983,403
1947	6th	70-84	.455	-27.0	Ted Lyons	876,948
1948	8th	51-101	.336	-44.5	Ted Lyons	777,844
1949	6th	63-91	.409	-34.0	Jack Onslow	937,151

White Sox Turnaround

The White Sox 1990 record of 94-68 (after finishing 69-92 in 1989) was the largest one-year turnaround in club history, eclipsing the 1970-71 revival when the Sox improved from 56-106 to 79-83.

Year	Pos.	W-L	Pct.	GA-GB	Manager	Attendance
1950	6th	60-94	.390	-38.0	Jack Onslow-Red Corriden	781,330
1951	4th	81-73	.526	-17.0	Paul Richards	1,328,234
1952	3rd	81-73	.526	-14.0	Paul Richards	1,231,675
1953	3rd	89-65	.578	-11.5	Paul Richards	1,141,353
1954	3rd	94-60	.610	-17.0	Paul Richards-Marty Marion	1,231,629
1955	3rd	91-63	.591	-9.0	Marty Marion	1,175,684
1956	3rd	85-69	.552	-12.0	Marty Marion	1,000,090
1957	2nd	90-64	.584	-8.0	Al Lopez	1,135,668
1958	2nd	82-72	.532	-10.0	Al Lopez	797,451
1959	1st	94-60	.610	+5.0	Al Lopez	1,423,144
1960	3rd	87-67	.565	-10.0	Al Lopez	1,644,460
1961	4th	86-76	.531	-23.0	Al Lopez	1,146,019
1962	5th	85-77	.525	-11.0	Al Lopez	1,131,562
1963	2nd	94-68	.580	-10.5	Al Lopez	1,158,848
1964	2nd	98-64	.605	-1.0	Al Lopez	1,250,053
1965	2nd	95-67	.586	-7.0	Al Lopez	1,130,519
1966	4th	83-79	.512	-15.0	Eddie Stanky	990,016
1967	4th	89-73	.549	-3.0	Eddie Stanky	985,634
1968	13th	67-95	.414	-36.0	Eddie Stanky-Les Moss-Al Lopez	803,775
1969	5th	68-94	.420	-29.0	Al Lopez-Don Gutteridge	589,546
1970	6th	56-106	.346	-42.0	Don Gutteridge- Bill Adair-Chuck Tanner	495,355
1971	3rd	79-83	.488	-22.5	Chuck Tanner	833,891
1972	2nd	87-67	.565	-5.5	Chuck Tanner	1,186,018
1973	5th	77-85	.475	-17.0	Chuck Tanner	1,316,527
1974	4th	80-80	.500	-9.0	Chuck Tanner	1,163,596
1975	5th	75-86	.466	-22.5	Chuck Tanner	770,800
1976	6th	64-97	.398	-25.5	Paul Richards	914,945
1977	3rd	90-72	.556	-12.0	Bob Lemon	1,657,135
1978	5th	71-90	.441	-20.5	Lemon-Larry Doby	1,491,100
1979	5th	73-87	.456	-14.0	Don Kessinger-Tony La Russa	1,280,702
1980	5th	70-90	.438	-26.0	Tony La Russa	1,200,365
1981	5th	54-52	.509	-8.5	Tony La Russa	946,651
1982	3rd	87-75	.537	-6.0	Tony La Russa	1,567,787
1983	1st	99-63	.612	+20.0*	Tony La Russa	2,132,821
1984	15th	74-88	.457	-10.0	Tony La Russa	2,136,988
1985	3rd	85-77	.525	-6.0	Tony La Russa	1,669,888
1986	5th	72-90	.444	-20.0	Tony La Russa- Doug Rader-Jim Fregosi	1,424,313
1987	5th	77-85	.475	-8.0	Jim Fregosi	1,208,060
1988	5th	71-90	.441	-32.5	Jim Fregosi	1,115,525
1989	7th	69-92	.429	-29.5	Jeff Torborg	1,045,651
1990	2nd	94-68	.580	-9.0	Jeff Torborg	2,002,359
1991	2nd	87-75	.537	-8.0	Jeff Torborg	**2,934,154
1992	3rd	86-76	.531	-10.0	Gene Lamont	2,681,156
1993	1st	94-68	.580	+8.0	Gene Lamont	2,581,091
1994	1st	67-46	.593	+1.0	Gene Lamont	1,697,398
1995	3rd	68-76	.472	-32.0	Gene Lamont-Terry Bevington	1,609,773
1996	2nd	85-77	.525	14.5	Terry Bevington	1,676,416
1997	2nd	80-81	.497	-6.0	Terry Bevington	1,865,222
1998	2nd	80-82	.494	-9.0	Jerry Manuel	1,391,146
1999	2nd	76-85	.466	-21.5	Jerry Manuel	1,338,851
2000	1st	95-67	.586	+5.0	Jerry Manuel	1,947,799
2001	3rd	83-79	.512	-8.0	Jerry Manuel	1,766,172

*American League record

**White Sox record

Consecutive Winning Seasons

The White Sox posted 17 consecutive winning seasons from 1951-67, the third-longest string in baseball history behind the New York Yankees (39 from 1926-64) and Baltimore Orioles (18 from 1968-85).

YEAR-BY-YEAR BATTING LEADERS

Year	Batting Average	Home Runs	Runs Batted In	Stolen Bases
1901	F. Jones, .340	S. Mertes, 5	S. Mertes, 98	F. Isbell, *52
1902	F. Jones, .321	F. Isbell, 4	G. Davis, 93	S. Mertes, 46
1903	D. Green, .309	D. Green, 6	D. Green, 62	D. Green, 28
1904	D. Green, .265	F. Jones, 3	G. Davis, 69	G. Davis, 32
1905	J. Donahue, .287	F. Isbell, F. Jones, B. Sullivan, 2	J. Donahue, 76	J. Donahue, 32
1906	F. Isbell, .279	F. Jones, B. Sullivan, 2	G. Davis, 80	F. Isbell, 37
1907	P. Dougherty, .270	P. Dougherty, G. Rohe, 2	J. Donahue, 68	P. Dougherty, 33
1908	P. Dougherty, .278	F. Isbell, F. Jones, E. Walsh, 1	F. Jones, 50	P. Dougherty, *47
1909	P. Dougherty, .285	D. Altizer, G. Cravath, P. Dougherty, E. Hahn, 1	P. Dougherty, 55	P. Dougherty, 36
1910	P. Dougherty, .248	C. Gandil, 2	P. Dougherty, 43	R. Zeidler, 49
1911	M. McIntyre, .323	P. Bodie, 4	P. Bodie, 97	N. Callahan, 35
1912	P. Bodie, .294	P. Bodie/H. Lord, 5	S. Collins, 81	R. Zeidler, 47
1913	H. Chase, .286	P. Bodie, 8	B. Weaver, 52	H. Lord, 24
1914	J. Fournier, .311	J. Fournier, 6	S. Collins, 65	S. Collins, 30
1915	S. Collins, .332	J. Fournier, 5	S. Collins, 85	E. Collins, 46
1916	J. Jackson, .341	H. Felsch, 6	J. Jackson, 78	E. Collins, 40
1917	H. Felsch, .308	H. Felsch, 6	H. Felsch, 102	E. Collins, 53
1918	B. Weaver, .300	E. Collins, 2	S. Collins, 56	E. Collins, 22
1919	J. Jackson, .351	H. Felsch/J. Jackson, 7	J. Jackson, 96	E. Collins, *33
1920	J. Jackson, .382	H. Felsch, 14	J. Jackson, 121	E. Collins/B. Weaver, 19
1921	E. Collins, .337	E. Sheely, 11	E. Sheely, 95	E. Johnson, 22
1922	E. Collins, .324	B. Falk, 12	H. Hooper/E. Sheely, 80	E. Johnson, 21
1923	E. Collins, .360	H. Hooper, 10	E. Sheely, 88	E. Collins, *47
1924	B. Falk, .352	H. Hooper, 10	E. Sheely, 103	E. Collins, *42
1925	E. Collins, .346	E. Sheely, 9	E. Sheely, 111	J. Mostil, *43
1926	B. Falk, .345	B. Falk, 8	B. Falk, 108	J. Mostil, *35
1927	B. Falk, .327	B. Falk, 9	B. Barrett, B. Falk, 83	B. Barrett, 20
1928	W. Kamm, .308	B. Barrett/A. Metzler, 3	W. Kamm, 84	J. Mostil, 23
1929	C. Reynolds, .317	C. Reynolds, 11	C. Reynolds, 67	B. Cissell, 26
1930	C. Reynolds, .359	C. Reynolds, 22	S. Jolley, 114	B. Cissell/C. Reynolds, 16
1931	L. Blue, .304	C. Reynolds, 6	C. Reynolds, 77	B. Cissell, 18
1932	R. Fothergill, .295	R. Kress, 9	L. Appling, 63	L. Blue/L. Funk, 17
1933	A. Simmons, .331	A. Simmons, 14	A. Simmons, 119	E. Swanson, 19
1934	A. Simmons, .344	Z. Bonura, 27	Z. Bonura, 110	E. Swanson, 10
1935	L. Appling, .307	Z. Bonura, 21	Z. Bonura, 92	L. Appling, 12
1936	L. Appling, *.388	Z. Bonura, 12	Z. Bonura, 138	T. Piet, 15
1937	Z. Bonura, .345	Z. Bonura, 19	Z. Bonura, 100	L. Appling, 18
1938	H. Steinbacher, .331	G. Walker, 16	G. Walker, 87	M. Kreevich, 13
1939	B. McNair, .342	J. Kuhel, 15	G. Walker, 111	M. Kreevich, 23
1940	L. Appling, .348	J. Kuhel, 27	J. Kuhel, 94	M. Kreevich, 15
1941	T. Wright, .322	J. Kuhel, 12	T. Wright, 97	J. Kuhel, 20
1942	D. Kolloway, .273	W. Moses, 7	D. Kolloway, 60	J. Kuhel, 22
1943	L. Appling, *.328	J. Kuhel, 5	L. Appling, 80	W. Moses, 56
1944	R. Hodgins, .295	H. Trosky, 10	H. Trosky, 70	W. Moses, 21
1945	T. Cuccinello, .308	G. Curtright/J. Dickshot 4	R. Schalk, 65	J. Dickshot, 18
1946	L. Appling, .309	T. Wright, 7	L. Appling, 55	D. Kolloway, 14
1947	T. Wright, .324	R. York, 15	R. York, 64	D. Philley, 21
1948	L. Appling, .314	P. Seerey, 18	P. Seerey, 64	T. Lupien, 11
1949	C. Michaels, .308	S. Souchock, 7	C. Michaels, 83	D. Philley, 13

Year	Batting Average	Home Runs	Runs Batted In	Stolen Bases
1950	E. Robinson, .311	G. Zernial, 29	G. Zernial, 93	D. Philley, 6
1951	M. Minofo, .324	E. Robinson, 29	E. Robinson, 117	M. Minofo, *31
1952	N. Fox/E. Robinson, .296	E. Robinson, 22	E. Robinson, 104	M. Minofo, *22
1953	M. Minofo, .313	M. Minofo, 15	M. Minofo, 104	M. Minofo, *25
1954	M. Minofo, .320	M. Minofo, 19	M. Minofo, 116	M. Minofo/J. Rivera, 18
1955	G. Kell, .312	W. Dropo, 19	G. Kell, 81	J. Rivera, *25
1956	M. Minofo, .316	L. Doby, 24	L. Doby, 102	L. Aparicio, *21
1957	N. Fox, .317	L. Doby/J. Rivera, 14	M. Minofo, 103	L. Aparicio, *28
1958	N. Fox, .300	S. Lollar, 20	S. Lollar, 84	L. Aparicio, *29
1959	N. Fox, .306	S. Lollar, 22	S. Lollar, 84	L. Aparicio, *56
1960	A. Smith, .315	R. Sievers, 28	M. Minofo, 105	L. Aparicio, *51
1961	F. Robinson, .310	A. Smith, 28	A. Smith, 93	L. Aparicio, *53
1962	F. Robinson, .312	A. Smith, 16	F. Robinson, 109	L. Aparicio, *31
1963	P. Ward, .295	D. Nicholson/P. Ward, 22	P. Ward, 84	T. McCraw/A. Weis, 15
1964	F. Robinson, .301	P. Ward, 23	P. Ward, 94	A. Weis, 22
1965	D. Buford, .293	J. Romano/B. Skowron, 18	B. Skowron, 78	D. Buford, 17
1966	T. Agee, .278	T. Agee, 22	T. Agee, 86	D. Buford, 51
1967	D. Buford/K. Berry, .241	P. Ward, 18	P. Ward, 62	D. Buford, 34
1968	T. Davis, .268	P. Ward, 15	P. Ward/T. Davis, 50	S. Alomar, 21
1969	W. Williams, .304	B. Melton, 23	B. Melton, 87	L. Aparicio, 24
1970	L. Aparicio, .313	B. Melton, 33	B. Melton, 96	C. May/T. McCraw, 12
1971	C. May, .294	B. Melton, *33	B. Melton, 86	C. May 16
1972	D. Allen/C. May, .308	D. Allen, *37	D. Allen, *113	P. Kelly, 32
1973	P. Kelly, .280	B. Melton/C. May, 20	C. May, 96	P. Kelly, 22
1974	J. Orta, .316	D. Allen, *32	K. Henderson, 95	P. Kelly, 18
1975	J. Orta, .304	D. Johnson, 18	J. Orta, 83	P. Kelly, 18
1976	R. Garr, .300	J. Orta/J. Spencer, 14	J. Orta, 72	J. Orta, 24
1977	R. Garr, .300	O. Gamble, 31	R. Zisk, 101	R. Garr, 12
1978	L. Johnson, .273	E. Soderholm, 20	L. Johnson, 72	B. Molinaro, 22
1979	C. Lemon, .318	C. Lemon, 17	C. Lemon, 86	A. Bannister, 22
1980	C. Lemon, .292	J. Morrison/W. Nordhagen, 15	L. Johnson, 81	B. Molinaro, 18
1981	W. Nordhagen, .308	G. Luzinski, 21	G. Luzinski, 62	R. LeFlore, 36
1982	G. Luzinski, .292	H. Baines, 25	H. Baines, 105	R. Law, 36
1983	T. Paciorek, .307	R. Kittle, 35	R. Kittle, 100	R. Law, 77
1984	H. Baines, .304	R. Kittle, 32	H. Baines, 94	R. Law, 29
1985	H. Baines, .309	C. Fisk, 37	H. Baines, 113	R. Law, 29
1986	H. Baines, .296	H. Baines, 21	H. Baines, 88	J. Cangelosi, 50
1987	H. Baines/I. Calderon, .293	H. Baines, 21	I. Calderon, 28	G. Walker, 94
Redus, 52				G
1988	D. Gallagher, .303	D. Pasqua, 20	H. Baines, 81	G. Redus, 26
1989	H. Baines, .321	I. Calderon, 14	I. Calderon, 87	O. Guillen, 36
1990	C. Fisk/L. Johnson, .285	C. Fisk, 18	I. Calderon, 74	L. Johnson, 36
1991	F. Thomas, .318	F. Thomas, 32	F. Thomas, 109	T. Raines, 51
1992	F. Thomas, .323	G. Bell, 25	F. Thomas, 115	T. Raines, 45
1993	F. Thomas, .317	F. Thomas, 41	F. Thomas, 128	L. Johnson, 35
1994	F. Thomas, .353	F. Thomas, 38	F. Thomas, 101	L. Johnson, 26
1995	F. Thomas, .308	F. Thomas, 40	F. Thomas, 111	L. Johnson, 40
1996	F. Thomas, .349	F. Thomas, 40	F. Thomas, 134	R. Durham, 30
1997	F. Thomas, .347*	F. Thomas, 35	F. Thomas, 125	R. Durham, 33
1998	A. Belle, .328	A. Belle, 49	A. Belle, 152	R. Durham, 36
1999	F. Thomas, .305	M. Ordonez, 30	M. Ordonez, 117	R. Durham, 34
2000	F. Thomas, .328	F. Thomas, 43	F. Thomas, 143	R. Durham, 25
2001	M. Ordonez, .305	P. Konerko, 32	M. Ordonez, 113	M. Ordonez, 25

*American League leader

Largest Shutout Margin

The White Sox have recorded two 17-0 shutout victories in their history. The first came on September 19, 1925 at Washington and the second on July 5, 1987 at Cleveland.

YEAR-BY-YEAR PITCHING LEADERS

Year	Wins	ERA	Innings Pitched	Strikeouts
1901	C. Griffith, 24-7	N. Callahan, 2.42	R. Patterson, 312.1	R. Patterson, 127
1902	R. Patterson, 19-14	V. Garvitt, 2.21	N. Callahan, 282.1	W. Piatt, 96
1903	D. White, 17-6	D. White, 2.13	D. White, 300.0	D. White, 114
1904	F. Owen, 21-15	D. White, 1.71	F. Owen, 315.0	D. White, 115
1905	N. Albrook, 22-12	D. White, 1.76	F. Owen, 334.0	F. Smith, 171
1906	N. Albrook, 21-12	D. White, *1.52	F. Owen, 293.0	E. Walsh, 171
1907	D. White, 27-13	E. Walsh, *1.60	E. Walsh, *422.1	E. Walsh, 206
1908	E. Walsh, 40-15	E. Walsh, 1.42	E. Walsh, *464.0	E. Walsh, *269
1909	F. Smith, 24-17	E. Walsh, 1.41	F. Smith, *365.0	F. Smith, *177
1910	E. Walsh, 16-20	E. Walsh, *1.27	E. Walsh, 369.2	E. Walsh, 258
1911	E. Walsh, 27-18	E. Walsh, 2.22	E. Walsh, *368.2	E. Walsh, *255
1912	E. Walsh, 27-17	E. Walsh, 2.15	E. Walsh, *393.0	E. Walsh, 254
1913	R. Russell, 21-17	E. Cicotte, 1.58	R. Russell, 316.2	J. Scott, 158
1914	J. Scott, 16-18	E. Cicotte, 2.04	J. Benz, 283.1	J. Benz, 142
1915	R. Faber, 24-14 J. Scott, 24-11	J. Scott, 2.03	R. Faber, 299.2	R. Faber, 183
1916	R. Russell, 17-11	E. Cicotte, 1.78	R. Russell, 264.1	L. Williams, 138
1917	E. Cicotte, *28-13	E. Cicotte, *1.53	E. Cicotte, 346.2	E. Cicotte, 150
1918	E. Cicotte, 12-19	J. Benz, 2.51	E. Cicotte, *266.0	E. Cicotte, 104
1919	E. Cicotte, *29-7	E. Cicotte, 1.82	E. Cicotte, *306.2	L. Williams, 125
1920	R. Faber, 23-13	R. Faber, 2.99	R. Faber, 319.0	L. Williams, 128
1921	R. Faber, 25-15	R. Faber, *2.48	R. Faber, 330.2	R. Faber, 124
1922	R. Faber, 21-17	R. Faber, *2.80	R. Faber, *352.2	R. Faber, 148
1923	R. Faber, 14-11	H. Thurston, 3.05	C. Robertson, 255.0	R. Faber/C. Robertson, 91
1924	H. Thurston, 20-14	H. Thurston, 3.80	H. Thurston, 291.0	S. Connally, 55
1925	T. Lyons, *21-11	T. Blankenship, 3.16	T. Lyons, 262.2	T. Blankenship, 81
1926	T. Lyons, 18-16	T. Lyons, 3.01	T. Lyons, 283.2	T. Thomas, 127
1927	T. Lyons, *22-14	T. Lyons, 2.84	T. Lyons, *307.2 T. Thomas	T. Thomas, 107
1928	T. Thomas, 17-16	T. Thomas, 3.08	T. Thomas, 283.0	T. Thomas, 129
1929	T. Thomas, 14-18 T. Lyons, 14-20	T. Thomas, 3.19	T. Thomas, 259.2	R. Faber, 68
1930	T. Lyons, 22-15	T. Lyons, 3.78	T. Lyons, *297.2	P. Carraway, 83
1931	V. Frazier, 13-15	R. Faber, 3.82	V. Frazier, 254.0	V. Frazier, 87
1932	S. Jones, 10-15 T. Lyons, 10-15	T. Lyons, 3.28	T. Lyons, 230.2	S. Jones, 64
1933	S. Jones, 10-21 T. Lyons, 10-12	S. Jones, 3.36	T. Lyons, 228.0	T. Lyons, 74
1934	G. Earnshaw, 14-11	G. Earnshaw, 4.52	G. Earnshaw, 227.0	G. Earnshaw, 97
1935	T. Lyons, 15-8	T. Lyons, 3.02	J. Whitehead, 222.1	J. Whitehead, 72
1936	V. Kennedy, 21-9	V. Kennedy, 4.63	V. Kennedy, 274.1	V. Kennedy, 99
1937	M. Stratton, 15-5	M. Stratton, 2.40	V. Kennedy, 221.0	V. Kennedy, 114
1938	M. Stratton, 15-9	T. Lee, 3.49	T. Lee, 245.1	J. Rigney, 84
1939	T. Lee, 15-11 J. Rigney, 15-8	T. Lyons, 2.76	T. Lee, 235.0	J. Rigney, 119
1940	E. Smith, 14-9 J. Rigney, 14-18	J. Rigney, 3.11	J. Rigney, 280.2	J. Rigney, 141
1941	T. Lee, 22-11	T. Lee, *2.37	T. Lee, 300.1	T. Lee, 130
1942	T. Lyons, 14-6	T. Lyons, *2.10	J. Humphries, 228.1	E. Smith, 78
1943	O. Grove, 15-9	O. Grove, 2.75	O. Grove, 216.1	O. Grove, 76
1944	B. Dietrich, 16-17	J. Haynes, 2.57	B. Dietrich, 246.0	O. Grove, 105
1945	T. Lee, 15-12	T. Lee, 2.44	T. Lee, 228.1	T. Lee, 108
1946	E. Caldwell, 13-4 E. Lopat, 13-13	E. Lopat, 2.73	E. Lopat, 231.0	E. Lopat, 89
1947	E. Lopat, 16-13	J. Haynes, 2.42	E. Lopat, 262.2	E. Lopat, 109
1948	J. Haynes, 9-10 B. Wight, 9-20	B. Wight, 4.80	B. Wight, 223.1	B. Wight, 68
1949	B. Wight, 15-13	B. Wight, 3.31	B. Wight, 245.0	B. Pierce, 95

Year	Wins	ERA	Innings Pitched	Strikeouts
1950	B. Pierce, 12-16	B. Wight, 3.58	B. Pierce, 219.1	B. Pierce, 118
1951	B. Pierce, 15-14	S. Rogovin, *2.48	B. Pierce, 240.1	B. Pierce, 113
1952	B. Pierce, 15-12	J. Dobson, 2.51	B. Pierce, 255.1	B. Pierce, 144
1953	B. Pierce, 18-12	B. Pierce, 2.72	B. Pierce, 271.1	B. Pierce, *186
1954	V. Trucks, 19-12	S. Consuegra, 2.69	V. Trucks, 264.2	V. Trucks, 152
1955	B. Pierce, 15-10	B. Pierce, *1.97	B. Pierce, 205.2	B. Pierce, 157
1956	B. Pierce, 20-9	J. Harshman, 3.10	B. Pierce, 276.1	B. Pierce, 192
1957	B. Pierce, *20-12	D. Donovan, 2.77	B. Pierce, 257.0	B. Pierce, 171
1958	B. Pierce, 17-11	B. Pierce, 2.68	D. Donovan, 248.0	E. Wynn, *179
1959	E. Wynn, *22-10	B. Shaw, 2.69	E. Wynn, *255.2	E. Wynn, 179
1960	B. Pierce, 14-7	F. Baumann, *2.67	E. Wynn, 237.1	E. Wynn, 158
1961	J. Pizarro, 14-7	J. Pizarro, 3.05	J. Pizarro, 194.2	J. Pizarro, 188
1962	R. Herbert, 20-9	E. Fisher, 3.10	R. Herbert, 236.2	J. Pizarro, 173
1963	G. Peters, 19-8	G. Peters, *2.33	G. Peters, 243.0	G. Peters, 189
1964	G. Peters, *20-8	J. Horlen, 1.88	G. Peters, 273.2	G. Peters, 205
1965	E. Fisher, 15-7	E. Fisher, 2.40	J. Horlen, 219.0	T. John, 126
1966	T. John, 14-11	G. Peters, *1.98	T. John, 223.0	T. John, 138
1967	J. Horlen, 19-7	J. Horlen, *2.06	G. Peters, 260.0	G. Peters, 215
1968	W. Wood, 13-12	T. John, 1.98	J. Horlen, 223.2	T. John, 117
1969	J. Horlen, 13-16	T. John, 3.25	J. Horlen, 235.2	G. Peters, 140
1970	T. John, 12-17	T. John, 3.28	T. John, 269.1	T. John, 138
1971	W. Wood, 22-13	W. Wood, 1.91	W. Wood, 334.0	W. Wood, 210
1972	W. Wood, *24-17	W. Wood, 2.51	W. Wood, *376.2	T. Bradley, 209
1973	W. Wood, *24-20	T. Forster, 3.23	W. Wood, *359.1	W. Wood, 199
1974	J. Kaat, 21-13	J. Kaat, 2.92	W. Wood, 320.1	W. Wood, 169
1975	J. Kaat, 20-14	J. Kaat, 3.11	J. Kaat, 303.2	J. Kaat, 142
1976	K. Brett, 10-12	K. Brett, 3.32	R. Gossage, 224.0	R. Gossage, 135
1977	S. Stone, 15-12	K. Kravec, 4.10	F. Barrios, 231.1	K. Kravec, 125
1978	S. Stone, 12-12	F. Barrios, 4.05	S. Stone, 212.0	K. Kravec, 154
1979	K. Kravec, 15-13	R. Baumgarten, 3.53	K. Kravec, 250.0	K. Kravec, 132
1980	B. Burns, 15-13	B. Burns, 2.84	B. Burns, 238.0	B. Burns, 133
1981	B. Burns, 10-6	D. Lamp, 2.41	B. Burns, 156.2	B. Burns, 108
1982	L. Hoyt, *19-15	L. Hoyt, 3.53	L. Hoyt, 239.2	L. Hoyt, 124
1983	L. Hoyt, *24-10	R. Dotson, 3.23	L. Hoyt, 260.2	F. Bannister, 193
1984	T. Seaver, 15-11	R. Dotson, 3.59	R. Dotson, 245.2	F. Bannister, 152
1985	B. Burns, 18-11	T. Seaver, 3.17	T. Seaver, 238.2	F. Bannister, 198
1986	J. Cowley, 11-11	F. Bannister, 3.54	R. Dotson, 197.0	J. Cowley, 132
1987	F. Bannister, 16-11	F. Bannister 3.58	F. Bannister, 228.2	J. DeLeon, 153
1988	J. Reuss, 13-9	J. Reuss, 3.44	M. Perez, 197.0	M. Perez, 138
1989	M. Perez, 11-14	E. King, 3.39	M. Perez, 183.1	M. Perez, 141
1990	G. Hibbard, 14-9 J. McDowell, 14-9	G. Hibbard, 3.16	G. Hibbard, 211.0	J. McDowell, 165
1991	J. McDowell, 17-10	J. McDowell, 3.41	J. McDowell, 253.2	J. McDowell, 191
1992	J. McDowell, 20-10	J. McDowell, 3.18	J. McDowell, 260.2	J. McDowell, 178
1993	J. McDowell, *22-10	W. Alvarez, 2.95	J. McDowell, 256.2	A. Fernandez, 169
1994	W. Alvarez, 12-8 J. Bere, 12-2	W. Alvarez, 3.45	J. McDowell, 181.0	J. Bere/J. McDowell, 127
1995	A. Fernandez, 12-8	A. Fernandez, 3.80	A. Fernandez, 203.2	A. Fernandez, 159
1996	A. Fernandez, 16-10	A. Fernandez, 3.45	A. Fernandez, 258.0	A. Fernandez, 200
1997	J. Baldwin, 12-15 D. Drabek, 12-11	J. Baldwin, 5.27	J. Navarro, 209.2	J. Navarro, 142
1998	M. Sirotko, 14-15	M. Sirotko, 5.06	M. Sirotko, 211.2	M. Sirotko, 128
1999	J. Baldwin, 12-13	M. Sirotko, 4.00	M. Sirotko, 209.0	M. Sirotko, 125
2000	M. Sirotko, 15-10	M. Sirotko, 3.79	M. Sirotko, 197.0	M. Sirotko, 128
2001	M. Buehrle, 16-8	M. Buehrle, 3.29	M. Buehrle, 221.1	M. Buehrle, 126

*American League leader

Consecutive Double Figure Victories

Doc White has posted the most consecutive seasons of double figure wins by a White Sox pitcher. White reached double figures nine consecutive seasons (1903-11). Ed Cicotte is second with eight (1913-1920).

LEAGUE BATTING LEADERS

Average

1936	Luke Appling	.388
1943	Luke Appling	.328
1997	Frank Thomas	.347

At-Bats

1907	Jiggs Donahue	609
1952	Nellie Fox	648
1955	Nellie Fox	636
1959	Nellie Fox	624
1960	Nellie Fox	605

Runs Scored

1925	John Mostil	135
1994	Frank Thomas	106

Hits

1952	Nellie Fox	192
1954	Nellie Fox#	201
1957	Nellie Fox	196
1958	Nellie Fox	187
1960	Minnie Minoso	184
1995	Lance Johnson	186

Total Bases

1916	Joe Jackson	293
1954	Minnie Minoso	304
1998	Albert Belle	399

Doubles

1942	Don Kolloway	40
1945	Wally Moses	35
1957	Minnie Minoso	36
1962	Floyd Robinson	45
1979	Chef Lemon#	44
1992	Frank Thomas#	46

Triples

1916	Joe Jackson	21
1920	Joe Jackson	20
1937	Dixie Walker#	16
1937	Mike Kreevich#	16
1943	Wally Moses#	12
1951	Minnie Minoso*	14
1953	Jim Rivera	16
1954	Minnie Minoso	18
1956	Minnie Minoso#	11
1960	Nellie Fox	10
1991	Lance Johnson#	13
1992	Lance Johnson	12
1993	Lance Johnson	14
1994	Lance Johnson	14

Home Runs

1971	Bill Melton	33
1972	Dick Allen	37
1974	Dick Allen	32

Runs Batted In

1972	Dick Allen	113
------	------------	-----

Stolen Bases

1901	Frank Isbell	52
1908	Patsy Dougherty	47
1919	Eddie Collins	33
1923	Eddie Collins	47
1924	Eddie Collins	42
1925	John Mostil	43
1926	John Mostil	35
1951	Minnie Minoso*	31
1952	Minnie Minoso	22
1953	Minnie Minoso	25
1955	Jim Rivera	25
1956	Luis Aparicio	21
1957	Luis Aparicio	28

1958	Luis Aparicio	29
1959	Luis Aparicio	56
1960	Luis Aparicio	51
1961	Luis Aparicio	53
1962	Luis Aparicio	31

Walks

1901	Dummy Hoy	86
1915	Eddie Collins	119
1925	John Mostil#	90
1925	Willie Kamm#	90
1972	Dick Allen#	99
1991	Frank Thomas	138
1992	Frank Thomas#	122
1994	Frank Thomas	109
1995	Frank Thomas	136
1996	Tony Phillips	125

On-Base Percentage

1943	Luke Appling	.419
1972	Dick Allen	.422
1991	Frank Thomas	.453
1992	Frank Thomas	.439
1994	Frank Thomas	.487
1997	Frank Thomas#	.456

Slugging Percentage

1915	Jack Fournier	.491
1972	Dick Allen	.603
1974	Dick Allen	.563
1984	Harold Baines	.541
1994	Frank Thomas	.729
1998	Albert Belle	.655

LEAGUE PITCHING LEADERS

Wins

1907	Doc White#	27
1908	Ed Walsh	40
1917	Ed Cicotte	28
1919	Ed Cicotte	29
1925	Ted Lyons#	21
1927	Ted Lyons#	22
1957	Billy Pierce#	20
1959	Early Wynn	22
1964	Gary Peters#	20
1972	Wilbur Wood#	24
1973	Wilbur Wood	24

1982	LaMarr Hoyt	19
1983	LaMarr Hoyt	24
1993	Jack McDowell	22

Winning Percentage

1901	Clark Griffith	.774
1908	Ed Walsh	.727
1916	Ed Cicotte	.682
1917	Reb Russell	.750
1919	Ed Cicotte	.806
1954	Sandy Consuegra	.842
1957	Dick Donovan#	.727

1959	Bob Shaw	.750
1962	Ray Herbert	.690
1967	Joel Horlen	.731
1983	Richard Dotson	.759
1994	Jason Bere	.857

Earned Run Average

1906	Doc White	1.52
1907	Ed Walsh	1.60
1910	Ed Walsh	1.27
1917	Ed Cicotte	1.53
1921	Red Faber	2.48
1922	Red Faber	2.80
1941	Thornton Lee	2.37
1942	Ted Lyons	2.10
1947	Joe Haynes	2.42
1951	Saul Rogovin*	2.48
1955	Billy Pierce	1.97
1960	Frank Baumann	2.67
1963	Gary Peters	2.33
1966	Gary Peters	1.98
1967	Joel Horlen	2.06

Games

1907	Ed Walsh	56
1908	Ed Walsh	66
1909	Frank Smith	51
1910	Ed Walsh#	45
1911	Ed Walsh	56
1912	Ed Walsh	62
1913	Reb Russell	52
1915	Red Faber#	50
1917	Dave Danforth	50
1937	Clint Brown	53
1939	Clint Brown	61
1942	Joe Haynes	40
1952	Bill Kennedy	47
1959	Gery Staley	67
1965	Eddie Fisher	82
1967	Bob Locker	77
1968	Wilbur Wood	88
1969	Wilbur Wood	76
1970	Wilbur Wood	77
1990	Bobby Thigpen	77
2000	Kelly Wunsch	83

Games Started

1907	Ed Walsh	46
1908	Ed Walsh	49
1909	Frank Smith	41
1912	Ed Walsh	41
1913	Jim Scott	38
1919	Lefty Williams	40
1920	Red Faber	39
1927	Tommy Thomas	36
1959	Early Wynn	37
1972	Wilbur Wood	49
1973	Wilbur Wood	48
1974	Wilbur Wood	42
1975	Wilbur Wood	43
1991	Jack McDowell#	35
1994	Jack McDowell#	25

Complete Games

1907	Ed Walsh	37
1908	Ed Walsh	42
1909	Frank Smith	37
1919	Ed Cicotte	30
1921	Red Faber	32
1922	Red Faber	31
1924	Sloppy Thurston	28
1927	Ted Lyons	30
1929	Tommy Thomas	24
1930	Ted Lyons	29
1941	Thornton Lee	30
1956	Billy Pierce#	21
1957	Bill Pierce#	16
1957	Dick Donovan#	16
1958	Billy Pierce#	19
1991	Jack McDowell	15
1992	Jack McDowell	13

Shutouts

1901	Clark Griffith#	5
1906	Ed Walsh	10
1908	Ed Walsh	11
1909	Ed Walsh	8
1915	Jim Scott#	7
1925	Ted Lyons	5
1940	Ted Lyons#	4
1954	Virgil Trucks#	5
1957	Jim Wilson	5
1960	Early Wynn#	4
1963	Ray Herbert	7
1967	Joel Horlen#	6
1967	Tommy John#	6
1993	Jack McDowell	4

Saves (since 1969)

1974	Terry Forster	24
1975	Rich Gossage	26
1990	Bobby Thigpen	57

Innings Pitched

1907	Ed Walsh	422.1
1908	Ed Walsh	464.0
1909	Frank Smith	365.0
1911	Ed Walsh	368.0
1912	Ed Walsh	393.0
1917	Ed Cicotte	346.2
1919	Ed Cicotte#	306.2
1922	Red Faber	353.0
1927	Tommy Thomas#	307.2
1927	Ted Lyons#	307.2
1930	Ted Lyons	297.2
1959	Early Wynn	255.2
1972	Wilbur Wood	376.2
1973	Wilbur Wood	359.1

Strikeouts

1908	Ed Walsh	269
1909	Frank Smith	177
1911	Ed Walsh	255
1953	Billy Pierce	186
1958	Early Wynn	179

Hits/9.0 IP

1921	Red Faber	7.97
1927	Tommy Thomas	7.93
1953	Billy Pierce	7.16
1964	Joel Horlen	6.07
1967	Gary Peters	6.47

Walks/9.0 IP

1907	Doc White	1.18
1910	Ed Walsh#	1.49
1911	Doc White	1.47
1916	Reb Russell	1.43
1917	Reb Russell	1.52
1918	Ed Cicotte	1.35
1919	Ed Cicotte	1.44
1936	Ted Lyons	2.23
1937	Monty Stratton	2.02
1939	Ted Lyons	1.36
1941	Ted Lyons	1.78
1958	Dick Donovan	1.92
1973	Jim Kaat*	1.73
1983	LaMarr Hoyt	1.07
1984	LaMarr Hoyt	1.64
1987	Bill Long	1.49

Strikeouts/9.0 IP

1916	Lefty Williams	5.54
1953	Billy Pierce	6.17
1954	Billy Pierce	7.06
1961	Juan Pizarro	8.69
1962	Juan Pizarro	7.66
1983	Floyd Bannister	7.99
1985	Floyd Bannister	8.46

Opponents Average

1910	Ed Walsh	.187
1921	Red Faber	.242
1926	Tommy Thomas#	.244
1953	Billy Pierce	.218
1964	Joel Horlen	.190
1965	Eddie Fisher#	.262
1967	Gary Peters	.199

*Finished season with White Sox
#Tied for American League lead

ROOKIE RECORDS

Average

.326	Minnie Minoso	1951
.323	Carl Reynolds	1923
.313	Smead Jolley	1930
.310	Floyd Robinson	1961
.307	Mike Kreevich	1936
.306	Mike Caruso	1998
.304	Earl Sheely	1921
.303	Dave Gallagher	1988
.302	Zeke Bonura	1934
.301	John Mostil	1921

Runs Batted In

114	Smead Jolley	1930
110	Zeke Bonura	1934
100	Ron Kittle	1983
97	Ping Bodie	1911
95	Earl Sheely	1921
87	Willie Kamm	1923
86	Tommie Agee	1966
84	Carlos Lee	1999
	Pete Ward	1963
82	Bibb Falk	1921

Strikeouts

189	Gary Peters	1963
138	Lefty Williams	1916
	Melido Perez	1988
135	Jim Scott	1909
134	Jack Harshman	1954
133	Britt Burns	1980
129	Jason Bere	1993
127	Tommy Thomas	1926
	Roy Patterson	1901
	James Baldwin	1996

Hits

193	Smead Jolley	1930
178	Rip Radcliff	1935
177	Pete Ward	1963
173	Minnie Minoso	1951
172	Tommie Agee	1966
171	Earl Sheely	1921
169	Mike Kreevich	1936
167	Bibb Falk	1921
160	Mike Caruso	1998

Stolen Bases

50	John Cangelosi	1986
49	Rollie Zeider	1910
44	Tommie Agee	1966
31	Minnie Minoso	1951
23	Mike Cameron	1997
22	Mike Caruso	1998
21	Ken Williams	1987
	Dave Philley	1947
	Luis Aparicio	1956
20	Chris Singleton	1999

Saves

21	Salome Barojas	1982
18	Cy Acosta	1973
16	Bobby Thigpen	1987
14	Gordon Maltzberger	1943
12	Roberto Hernandez	1992
9	Bob Howry	1998
8	Howard Judson	1948
7	Juan Agosto	1983
6	George Connally	1924
	Donn Pall	1989

Runs Scored

112	Minnie Minoso	1951
99	Mike Kreevich	1936
98	Tommie Agee	1966
95	Rip Radcliff	1934
86	Zeke Bonura	1934
81	Mike Caruso	1998
	Bill Hunnefeld	1926
80	Pete Ward	1963
76	Smead Jolley	1930
75	Ron Kittle	1983
	Ping Bodie	1911

Wins

22	Reb Russell	1913
20	Roy Patterson	1901
19	Gary Peters	1963
16	Frank Smith	1904
15	Tommy Thomas	1926
	Britt Burns	1980
14	Jack Harshman	1954
	Charles Robertson	1922
13	Six Tied	

Earned Run Average

1.65	Frank Lange	1910
1.89	Mellie Wolfgang	1914
1.91	Reb Russell	1913
2.09	Frank Smith	1904
2.30	Jim Scott	1909
2.33	Gary Peters	1963
	Jim Rivera	1952
2.47	Harry Suter	1909
2.60	Ed Walsh	1904
2.66	Frank Shellenback	1918

Home Runs

35	Ron Kittle	1983
27	Zeke Bonura	1934
22	Tommie Agee	1966
	Pete Ward	1963
18	Carlos May	1969
17	Chris Singleton	1999
16	Carlos Lee	1999

Innings Pitched

316.0	Reb Russell	1913
312.1	Roy Patterson	1901
272.0	Charles Robertson	1922
254.0	Vic Frasier	1931
250.1	Jim Scott	1909
249.0	Tommy Thomas	1926
243.0	Gary Peters	1963
238.0	Britt Burns	1980
224.2	Dixie Leverett	1922
	Grady Adkins	1928

Rookie Pitchers

Six rookie pitchers have won 15 or more games in White Sox history. Reb Russell holds the record with 21 victories in 1913. Gary Peters won 19 in 1963, Frank Smith 16 in 1904 and Tommy Thomas (1926), Tom Bradley (1971) and Britt Burns (1980) each won 15.

TOP MONTHLY PERFORMANCES

Average

.486	Pat Kelly	April 1973
.452	Frank Thomas	May 1994
.441	Gail Hopkins	April 1970
.430	Frank Thomas	May 1997
.423	Tom Paciorek	Sept. 1983
.420	Paul Konerko	July 1999
.420	Charles Bradford	April 1969
.414	Ozzie Guillen	May 1990
.411	Jorge Orta	June 1974
.408	Floyd Robinson	April 1966

Minimum: 65 at-bats

Home Runs

16	Albert Belle	*July 1998
13	Dick Allen	July 1972
12	Frank Thomas	June 2000
	Frank Thomas	May 1994
	Robin Ventura	July 1991
	Ron Kittle	Sept. 1985
	Bill Melton	June 1971
	Bill Melton	June 1968
11	Frank Thomas	Sept. 1996
	Frank Thomas	July 1993
10	Frank Thomas	June 1995
	Frank Thomas	August 1993
	Harold Baines	June 1987
	Carlton Fisk	July 1983
	Bill Melton	July 1974

Runs Batted In

36	Harold Baines	June 1987
33	Robin Ventura	July 1991
32	Albert Belle	July 1998
	Albert Belle	May 1997
31	Albert Belle	Sept. 1998
	Frank Thomas	July 1997
	Frank Thomas	July 1994
	Carlton Fisk	July 1983
	Greg Luzinski	May 1982
30	Frank Thomas	August 2000
	Ron Kittle	Sept. 1985

*Major-League Record

Note: Hitters since 1964; Pitchers since 1970

Wins

8	Wilbur Wood	May 1973
7	Richard Dotson	Sept. 1983
	LaMarr Hoyt	Sept. 1983
6	Jason Bere	Sept. 1993
	Floyd Bannister	August 1983
	Wilbur Wood	July 1973
	Wilbur Wood	August 1972
	Wilbur Wood	August 1971

Earned Run Average

0.83	Wilson Alvarez	June 1997
0.87	Ed Farmer	August 1979
0.94	Dave LaPoint	April 1988
1.03	Wilson Alvarez	Sept. 1993
1.15	Wilbur Wood	Sept. 1971
	Tom Bradley	April 1971
1.21	Alex Fernandez	Sept. 1995
1.26	Jack Kucek	Sept. 1978
1.30	Wilbur Wood	April 1973
1.34	Floyd Bannister	Sept. 1987

Minimum: 65 at-bats

Strikeouts

58	Wilbur Wood	Sept. 1971
54	Floyd Bannister	August 1983
50	Jack McDowell	July 1994
49	Alex Fernandez	July 1994
48	Wilbur Wood	May 1973
	Tom Bradley	August 1971
45	Wilson Alvarez	July 1996
	Jason Bere	Sept. 1993
	Floyd Bannister	Sept. 1987
	Steve Stone	July 1973
	Tom Bradley	May 1972

Saves

13	Bobby Thigpen	August 1990
12	Keith Foulke	August 2001
	Bobby Thigpen	Sept. 1990
11	Bobby Thigpen	May 1990
10	Bobby Thigpen	June 1990
	Bob James	Sept. 1985
9	Keith Foulke	Sept. 2000
	Roberto Hernandez	April 1996
	Bobby Thigpen	July 1991
	Bobby Thigpen	Sept. 1987

Doubleheader Fireworks

The White Sox and Rangers combined to hit 14 home runs in a doubleheader on August 28, 1998 at Comiskey Park (seven by each team), tying the American League record for a twinbill set by New York (nine) and Philadelphia (five) on May 22, 1930.

TEAM HOME RUN RECORDS

Overall

HR	Year
216	*2000
214	*2001
198	*1998
195	*1996
192	1977
173	1987
172	1984
162	*1999
	*1993
158	*1997

Month

HR	Month
51	August 2001
40	June 2000
	July 1977
39	June 2001
	August 1977
38	Sept. 1998
	April 1994
36	7 times, last Sept. 2000

Leadoff

HR	Year
7	2001
6	2000
	1993
	1987
5	1998
4	1999
	1995
	1990
	1979
3	Four teams tied

Home

HR	Year
125	*2000
114	*2001
106	*1998
103	1984
85	1977
84	1983
82	*1993
80	1961
77	*1999
76	*1996

Game

HR	Date	Opp
7	4/23/55	at K.C.
6	5/28/99*	vs. Det.
	4/29/98*	vs. Bal.
	7/14/79	vs. Det.
	8/9/77	vs. Sea.
	6/18/74	at Cle.
	8/4/56	vs. Bal.
5	27 times, last 6/30/00	vs. Bos.

Extra Inning

HR	Year
7	1996
	1965
4	2001
	1991
	1987
	1974
	1967
	1964
	1961
	1959
	1951

Inning

HR	Date	Opp	Inn.
4	5/3/00	vs. Tor.	6th
	5/26/96	vs. Mil.	8th
3	26 times, last 5/3/00	vs. Tor.	

Road

HR	Year
119	1996
107	1977
101	1987
100	2001
92	1998
91	2000
87	1995
85	1999
	1997
	1982

Grand Slams

HR	Year
8	1996
7	1993
	1961
6	2000
	1995
	1994
	1991
	1968
	1955
5	Three teams tied

Pinch Hit

HR	Year
9	1984
6	1991
	1961
	1953
5	1977
	1964
	1959
	1940
4	1980
	1969
	1956

*New Comiskey Park

White Sox Home Run Notes

- Shortstop Frank Shugart hit the first home run in White Sox history on April 29, 1901
- The White Sox have hit 8,087 home runs: 3,744 at home; 4,343 on the road; 5,860 vs. right-handed pitchers; and 2,227 vs. lefties
- The Sox have hit 4,549 solo home runs, 2,394 two-run homers, 944 three-run shots and 200 grand slams
- The White Sox hit a home run in a club record 17 straight games (28 total) from May 26-June 14, 2000
- 529 different players have homered in a Sox uniform; pitchers have homered 123 times
- 347 Sox players have hit two home runs in a game, 10 have hit three and one (Pat Seerey) hit four
- The Sox have hit back-to-back home runs 215 times and three in a row six times
- The White Sox have hit three home runs in one inning 26 times and four in an inning twice
- The Sox have hit five home runs in a game 27 times, six in a game six times and seven once
- The Sox have 152 pinch-hit home runs, 144 inside-the-park, 119 leadoff and 150 in extra innings
- The Sox have hit 902 home runs at new Comiskey Park; opponents 905 homers (total 1,807)
- There have been 21 pinch-hit home runs, 29 leadoff shots and 28 extra-inning homers hit at new Comiskey

INDIVIDUAL HOME RUN RECORDS

Home — Season

HR	Player	Year
30	Frank Thomas	*2000
29	Albert Belle	*1998
27	Dick Allen	1972
25	Frank Thomas	*1993
24	Frank Thomas	*1991
23	Bill Melton	1970
22	Frank Thomas	*1994
21	Magglio Ordonez	*2000
	Zeke Bonura	1934
20	Carlton Fisk	1985

*New Comiskey Park

Grand Slams — Season

HR	Player	Year
4	Albert Belle	1997
3	Pete Ward	1964
2	27 times, last by Paul Konerko	2001

Grand Slams — Career

HR	Player
10	Robin Ventura
7	Frank Thomas
	Harold Baines
5	Ron Karkovice
4	Magglio Ordonez
	Sherm Lollar
	Walt Dropo
	Al Smith
	Pete Ward
	Bill Melton
	Albert Belle

Inside-The-Park

HR	Player
10	Eddie Collins
5	Luis Aparicio
	Frank Isbell
	Carl Reynolds
4	6 tied

Leadoff — Season

HR	Player	Year
6	Ray Durham	2001
5	Ray Durham	2000
	Ray Durham	1998
	Tim Raines	1993
4	Sammy Sosa	1990
	Jim Morrison	1979
3	Tony Phillips	1996
	Lance Johnson	1995
	Gary Redus	1987
2	11 players tied	

New Comiskey Park — Career

HR	Player	HR	Opponent
185	Frank Thomas	15	Cecil Fielder
81	Robin Ventura	14	Tino Martinez
64	Magglio Ordonez	13	Juan Gonzalez
45	Paul Konerko		Jim Thome
43	Albert Belle		Marty Cordova
38	Ray Durham	10	Several tied
34	Carlos Lee		
31	Ron Karkovice		
30	Jose Valentin		

Leadoff — Career

HR	Player
20	Ray Durham
9	Tim Raines
5	Pat Kelly
4	Jim Morrison
	Sammy Sosa
	Tony Phillips
3	Seven players tied

Extra Innings — Season

HR	Player	Year
2	Paul Konerko	2001
	Harold Baines	1996
	Sammy Sosa	1991
	Carlton Fisk	1987
	Ed Herrmann	1974
	Bill Melton	1969
	Don Buford	1965
	Danny Cater	1965
	Roy Sievers	1961
	Jim Landis	1960
	Al Smith	1959

Extra Innings — Career

HR	Player
5	Harold Baines
4	Frank Thomas
	Bibb Falk
	Carlton Fisk
	Nellie Fox
	Bill Melton
	Minnie Minoso
3	Eight players tied

Pinch Hit — Season

HR	Player	Year
3	Oscar Gamble	1977
3	John Romano	1959
3	Ron Northey	1956
2	18 players tied	

Pinch Hit — Career

HR	Player
7	Jerry Hairston
5	Smoky Burgess
4	Bud Stewart
	Ron Northey
	Earl Torgeson
3	John Romano
	Jay Johnstone
	Lamar Johnson
	Oscar Gamble
	Carlton Fisk
	Ron Kittle

DH — Season

HR	Player	Year
32	Greg Luzinski	1983
30	Frank Thomas	2000
26	Frank Thomas	1998
22	Harold Baines	1996
	George Bell	1992
	Frank Thomas	1991
21	Greg Luzinski	1981
20	Oscar Gamble	1977
19	Harold Baines	1987
18	Greg Luzinski	1982

DH — Career

HR	Player
110	Frank Thomas
83	Greg Luzinski
76	Harold Baines
44	Ron Kittle
35	George Bell
24	Oscar Gamble
18	Lamar Johnson
17	Julio Franco
15	Carlos May
	Jose Canseco

MISCELLANEOUS HOME RUN RECORDS

Most New Comiskey Park Home Runs — Both Teams

HR	Date	Opp.	Players
9	4/29/98	vs. Bal.	Palmeiro, Thomas , Belle 2 , Cordero 2 , Bordick, Ventura, Hammonds
	8/21/91	vs. Det.	Ventura 2 , Thomas 2 , Teltleton, Barnes, Newson , Deer, Fielder
8	5/11/01	vs. Tex.	Ordóñez , Galarraga, Hubbard, Valentin 2 , Perry , Velarde, Mateo
	10/3-2/91	vs. Min.	Fisk 2 , Gagne, Pasqua , Thomas , Leius, Munoz, Hrbek
7	5/10/01	vs. Ana.	Anderson, Durham , Ordóñez 2 , Palmeiro, J. Molina, Alomar
	4/26/01	vs. Oak.	Lee , Chavez 2, Long, Tejada, Konerko , Singleton
	6/30/00	vs. Bos.	Fordyce 2 , Alcantara, Thomas 2 , Lee , Hatteberg
	5/3/00	vs. Tor.	Valentin 2 , Cordova, Fletcher, M. Johnson , Thomas , Konerko

Most New Comiskey Park Home Runs — White Sox

HR	Date	Opp.	Players
6	4/29/98	vs. Bal.	Thomas , Belle 2, Cordero 2, Ventura
5	6/30/00	vs. Bos.	Fordyce 2, Thomas 2 , Lee
	6/11/00	vs. Cubs	Valentin 2 , Thomas , Ordóñez , Durham
	5/23/00	vs. N.Y.	Valentin , Fordyce, Durham, Konerko , Ordóñez
	5/3/00	vs. Tor.	Valentin 2 , M. Johnson , Thomas , Konerko
	8/21/91	vs. Det.	Ventura 2, Thomas 2 , Newson

Most New Comiskey Park Home Runs — Opponents

HR	Date	Opp.	Players
5	9/3/00	vs. Ana.	Erstad 2, Spiezio, Glaus, Salmon
	6/9/99	vs. Hou.	Bagwell 3, Everett, Bogar
	7/18/98	vs. Cle.	Giles, Lofton, Fryman, Ramirez, Thome
4	23, last		
	7/22/01	vs. Bos.	Bichette, O'Leary, Hillenbrand, Daubach

Three Consecutive Home Runs

Date	Opp.	Sox Players	Result
5/3/00	vs. Tor.	Jose Valentin , Frank Thomas , Paul Konerko	W, 7-3
5/26/96	vs. Milwaukee	Frank Thomas , Harold Baines, Robin Ventura	W, 12-1
5/28/95	at Detroit	Ray Durham , Ron Karkovice, Craig Grebeck	W, 14-12
7/9-1/88	vs. Boston	Dan Pasqua, Greg Walker, Daryl Boston	W, 8-7
8/24/85	vs. Toronto	Rudy Law, Bryan Little, Harold Baines	L, 3-6
9/9/83	vs. California	Carlton Fisk, Tom Paciorek, Greg Luzinski	W, 11-0

Inside-The-Park Grand Slams

Player	Date	Opponent	Opposing Pitcher
Happy Felsch	9/30/16	at Cleveland	Pop-Boy Smith
Eddie Collins	6/5/19	at New York	Ernie Shore
Joe Jackson	7/16/20	at Washington	Eric Erickson
Bill Barrett	8/4/26	vs. Boston	Fred Heimach
Bud Clancy	7/15/27	vs. Philadelphia	Rube Walberg
Ferris Fain	6/16/54	vs. Philadelphia	Sonny Dixon
Carlos May	9/18/71	vs. California	Tom Murphy
Kevin Bell	6/22/76	at Kansas City	Steve Busby
Ron Karkovice	8/30/90	at Minnesota	David West

Four And Three Home Runs In One Game

Player	No.	Date	Opponent	Player	No.	Date	Opponent
Pat Seerey	4	7/18/48	at Philadelphia	Claudell Washington	3	7/14/79	vs. Detroit
Carl Reynolds	3	7/2/30	at New York	Harold Baines		7/7/82	vs. Detroit
Merv Connors		9/17/38	vs. Philadelphia	Harold Baines		9/17/84	at Minnesota
Gus Zernial		10/1/50	vs. St. Louis	Tim Raines		4/18/94	at Boston
Tommy McCraw		5/24/67	at Minnesota	Frank Thomas		9/15/96	at Boston
Bill Melton		6/24/69	at Seattle				

Top White Sox Comiskey Park Home Run Distances

Dist.	Player	Date	Opponent	Pitcher
484	Dan Pasqua	4/27/91	New York	Sanderson
466	Frank Thomas	5/16/92	Baltimore	Milacki
461	Frank Thomas	5/20/95	California	Sanderson
458	Bo Jackson	9/21/91	California	K. Abbott
451	Frank Thomas	7/23/93	Milwaukee	Miranda
449	Ron Karkovice	5/4/92	Milwaukee	Ruffin
448	Frank Thomas	7/17/00	Milwaukee	Woodard
	Robin Ventura	9/3/96	Detroit	Olivares
	George Bell	9/11/93	Detroit	Wells
446	Frank Thomas	6/25/93	Seattle	Leary
	Bo Jackson	8/27/93	Minnesota	Deshaies
444	Frank Thomas	5/7/94	Kansas City	Gubicza
438	Magglio Ordonez	5/10/99	Texas	Helling
	Frank Thomas	6/21/94	Texas	Dettmer
437	Frank Thomas	8/14/96	New York	Pettitte
	Frank Thomas	8/13/93	Kansas City	Montgomery
436	Frank Thomas	8/26/98	Baltimore	Guzman
435	Frank Thomas	6/11/00	Chicago-NL	Valdes
434	Frank Thomas	6/25/91	Seattle	Burba
433	Frank Thomas	6/23/99	Minnesota	B. Wells
	Frank Thomas	5/8/93	Cleveland	M. Young

Top Opponent Comiskey Park Home Run Distances

(Since 1992)

Dist.	Player	Date	Opponent	Pitcher
490	Eric Chavez	4/26/01	Oakland	Gary Glover
473	Cecil Fielder	5/13/98	Anaheim	Mike Sirotko
470	Mark McGwire	7/24/96	Oakland	James Baldwin
458	Alex Rodriguez	8/8-2/00	Seattle	Lorenzo Barcelo
452	Mark McGwire	7/23/96	Oakland	Alex Fernandez
442	Eddie Murray	6/28/96	Cleveland	James Baldwin
	Mark McGwire	5/18/95	Oakland	Alex Fernandez
441	Jim Thome	7/18/01	Cleveland	Mark Buehrle
438	Corey Koskie	7/2/01	Minnesota	Kip Wells
	Jason Giambi	8/4/00	Oakland	Mike Sirotko
	Jim Thome	6/21/00	Cleveland	James Baldwin
	Albert Belle	9/19/95	Cleveland	Luis Andujar
	Mickey Tettleton	6/8/93	Detroit	Kirk McCaskill
437	Juan Gonzalez	5/1/92	Texas	Greg Hibbard
436	Mickey Tettleton	6/9/93	Detroit	Donn Pall
435	Nomar Garciaparra	9/18/98	Boston	Jim Parque
433	Roberto Alomar	5/22/92	Toronto	Jack McDowell
432	Craig Paquette	7/20/96	Kansas City	Kirk McCaskill
429	Kirk Gibson	7/19/94	Detroit	Dane Johnson
428	Ben Grieve	5/8/99	Oakland	Bob Howry
	Jay Buhner	8/15/98	Seattle	Jaime Navarro

All distances are approximations.

Four Home Runs In One Inning

The White Sox tied a club record (second time) with four home runs in one inning on May 3, 2000 vs. Toronto. Mark Johnson hit a two-run shot, and Jose Valentin, Frank Thomas and Paul Konerko later added back-to-back-to-back home runs in the sixth inning. Frank Thomas, Harold Baines, Robin Ventura and Chad Kreuter were the first to accomplish the feat when they each homered in the eighth inning of a 12-1 victory vs. Milwaukee on May 26, 1996.

OPENING DAY RECORDS

Overall Record	52-49
Home Openers	51-50
Record vs. Opponents (on Opening Day)	Baltimore 3-3; Boston 2-1; Anaheim 5-1; Cleveland 10-13; Detroit 8-10; Kansas City Athletics 1-0; Kansas City Royals 2-1; Milwaukee 2-2; Minnesota 1-1; New York 1-0; Oakland Athletics 1-2; St. Louis 11-10; Seattle 1-1; Texas 2-2; Toronto 1-2; and Washington 1-0
Earliest Opening Day	March 31, 1998, Sox 9, Texas 2; March 31, 1996, Seattle 3, Sox 2 (12 innings)
Latest Opening Day	May 2, 1919, St. Louis 11, Sox 4 (home)
Most Runs	Sox 17, St. Louis 3, April 17, 1951
Widest Shutout Margin	Sox 14, Texas 0 (home opener), April 18, 1972
Fewest Hits by Opponent	1, Sox 3, St. Louis 0, April 14, 1910, WP Frank Smith
Fewest Hits by White Sox	0, Cleveland 1, Sox, 0, April 16, 1940, WP Bob Feller
Most Starts	Billy Pierce, 7
Most Wins	Jack McDowell, Billy Pierce, 3
Most Losses	Billy Pierce, 3

Note: The White Sox remain the last major-league team to open a season with a scheduled doubleheader, scoring 6-5 and 12-4 victories at Oakland on April 7, 1971. The A's had started their season two days earlier at Washington. The Sox won two other Opening Day doubleheaders (1971 on the road and 1982 at home). Both resulted from inclement weather.

STREAKS

Consecutive Victories (10 or More)

No.	Dates	Opponents
19	August 2-23, 1906	Boston (6), Philadelphia (5), New York (7), Washington (1)
14	May 15-30, 1951	Boston (2), New York (1), Washington (3), Philadelphia (1), Cleveland (4), St. Louis (3)
13	June 4-16, 1908	St. Louis (1), Washington (4), Philadelphia (4), New York (4)
12	June 17-27, 1961	Minnesota (3), Cleveland (3), Washington (4), Detroit (2)
11	Sept. 23-Oct. 3, 1915	Washington (1), Philadelphia (5), Cleveland (1), St. Louis (4)
10	May 18-26, 1976	California (4), Minnesota (2), Oakland (4)
10	April 30-May 14, 1967	Cleveland (3), Detroit (1), Baltimore (2), California (4)
10	August 14-22, 1965	Kansas City (4), Washington (3), Boston (3)
10	May 31-June 8, 1937	St. Louis (3), Boston (1), Philadelphia (4), New York (1), Cleveland (1)
10	August 15-24, 1919	Boston (2), New York (2), Philadelphia (3), Washington (3)
10	June 21-July 3, 1901	Philadelphia (4), Cleveland (4), Detroit (2)

Consecutive Losses (10 or More)

No.	Dates	Opponents
13	August 9-26, 1924	Washington (5), Boston (4), New York (3), Philadelphia (1)
12	Sept. 10-22, 1927	Washington (2), Philadelphia (3), New York (5), Boston (2)
11	July 7-18, 1956	Detroit (3), Boston (3), New York (2), Baltimore (3)
11	Sept. 14-24, 1921	New York (1), Boston (4), Washington (3), Philadelphia (3)
11	July 12-20, 1910	New York (3), Boston (5), Philadelphia (3)
10	June 11-20, 1976	Cleveland (4), Baltimore (2), New York (4)
10	April 10-15, 1968	Cleveland (2), Detroit (5), Boston (2), Minnesota (1)
10	May 26-June 4, 1938	Philadelphia (2), Detroit (3), Cleveland (2), Washington (3)
10	Sept. 17-26, 1934	Philadelphia (5), Cleveland (3), Detroit (2)
10	August 7-19, 1932	Philadelphia (2), St. Louis (4), Washington (4)
10	Sept. 14-22, 1931	Boston (3), Philadelphia (3), Washington (4)

Consecutive Victories Starting A Season

No.	Dates	Opponents
8	April 11-18, 1982	New York (2), Boston (3), Baltimore (3)
6	April 8-16, 1991	Baltimore (2), Detroit (2), New York (2)
6	April 14-25, 1920	Detroit (5), St. Louis (1)
5	April 17-22, 1945	Cleveland (3), St. Louis (2)
5	April 14-18, 1914	Cleveland (4), St. Louis (1)
4	April 10-14, 1959	Detroit (3), Kansas City (1)
4	April 16-21, 1957	Cleveland (1), Kansas City (3)

Consecutive Losses Starting A Season

No.	Dates	Opponents
10	April 10-25, 1968	Cleveland (2), Detroit (5), Boston (2), Minnesota (1)
5	April 5-12, 1974	California (3), Minnesota (2)
4	April 26-29, 1995	Milwaukee (2), Boston (2)
4	April 7-11, 1986	Milwaukee (3), Boston (1)
4	April 14-18, 1952	Cleveland (3), St. Louis (1)
4	April 18-22, 1950	St. Louis (2), Detroit (2)
4	April 20-24, 1948	Detroit (3), St. Louis (1)
4	April 18-21, 1923	Cleveland (4)

NO-HITTERS

By White Sox

Date	Sox Pitcher	Opponent	Sox-Opp.
September 20, 1902#	Nixey Callahan	Detroit	3-0
September 6, 1905	Frank Smith	Detroit	15-0
September 20, 1908#	Frank Smith	Philadelphia	1-0
August 27, 1911*	Ed Walsh	Boston	5-0
May 31, 1914*	Joe Benz	Cleveland	6-1
April 14, 1917	Ed Cicotte	St. Louis	11-0
April 30, 1922**	Charles Robertson	Detroit	2-0
August 21, 1926	Ted Lyons	Boston	6-0
August 31, 1935*	Vern Kennedy	Cleveland	5-0
June 1, 1937	Bill Dietrich	St. Louis	8-0
August 20, 1957*	Bob Keegan	Washington (night)	6-0
September 10, 1967*	Joel Horlen	Detroit	6-0
July 28, 1976	John Odom-Francisco Barrios	Oakland (night)	2-1
September 19, 1986	Joe Cowley	California (night)	7-1
August 11, 1991	Wilson Alvarez	Baltimore	7-0

Note: Ed Walsh (won 8-1 on May 26, 1907 vs. New York in a five-inning, rain-shortened game), James Scott (lost 0-1 on May 14, 1914 vs. Washington) and Melido Perez (won 8-0 on July 12, 1990 at New York in a rain-shortened, six-inning game) are not credited with official no-hitters.

Against White Sox

Date	Opposing Pitcher	Opponent	Sox-Opp.
August 17, 1904	Jesse Tannehill	Boston	0-6
September 27, 1904	Bill Dinneen	Boston	0-2
October 2, 1908**	Addie Joss	Cleveland	0-1
April 20, 1910#	Addie Joss	Cleveland	0-1
May 5, 1917	Ernest Koob	St. Louis	0-1
May 6, 1917* (2nd)	Robert Groom	St. Louis	0-3
April 16, 1940*&	Bob Feller	Cleveland	0-1
July 14, 1956	Mel Parnell	Boston	0-4
August 1, 1962	Bill Monbouquette	Boston (night)	0-1
September 29, 1983	Mike Warren	Oakland (night)	0-3
April 7, 1984*	Jack Morris	Detroit	0-4
August 26, 1991	Bret Saberhagen	Kansas City (night)	0-7

Note: Cleveland's Earl Moore (lost 4-2 on May 9, 1901) pitched 9.0 hitless IP before Sandow Mertes singled in the 10th. The Sox won, 4-2, in 10 innings. New York's Andy Hawkins (lost 4-0 on July 1, 1990) tossed 8.0 hitless IP but lost. Neither is credited with an official no-hitter.

at Chicago

** Perfect Game

*Comiskey Park

& Opening Day

ONE-HITTERS

Date	Opponent	Score	Winning Pitcher	Losing Pitcher
August 1, 1901	Detroit	4-0	Nixey Callahan	Yeager
May 16, 1902	St. Louis	2-1	Wiley Piatt	Powell
Sept. 6, 1903	Cleveland	1-0 (10)	Doc White	Glendon
Sept. 16, 1904	at St. Louis	1-0	Doc White	Siever
May 21, 1905	Washington	2-1	Frank Smith	Patten
August 31, 1905	Washington	2-0	Frank Smith	Hughes
May 6, 1906	Cleveland	6-0	Ed Walsh	Joss
June 5, 1906	Philadelphia	7-1	Doc White	Waddell
July 3, 1906	St. Louis	3-0	Doc White	Jacobson
August 3, 1906	Boston	4-0	Ed Walsh	Harris
May 19, 1908	at Washington	2-0	Doc White	Smith
June 20, 1909	Cleveland	4-0	Ed Walsh	Young
July 31, 1909	at Washington	1-0	Bill Burns	Johnson
April 14, 1910#	St. Louis	3-0	Frank Smith	Graham
June 6, 1910	Boston	1-0	Ed Walsh	Hall
Sept. 8, 1910	at St. Louis	1-0	Fred Olmstead	Lake
August 14, 1911	Detroit	2-0	Ed Walsh	Willett
July 14, 1913	Boston	8-0	Reb Russell	Foster
May 19, 1914	at Philadelphia	3-0	Eddie Cicotte	Shawkey
June 4, 1914	Cleveland	2-0	Jim Scott	Blanding
June 10, 1914	Washington	2-0	J. Benz	Johnson
June 17, 1914	Philadelphia	5-0	Red Faber	Bressler
May 17, 1915	Philadelphia	6-2	Jim Scott	Pennock
Sept. 15, 1915	at Boston	3-1	Red Faber	Gregg
July 26, 1916	New York	2-0	Eddie Cicotte	Mogridge
July 17, 1917	Washington	5-0	Eddie Cicotte	Dumont
Sept. 19, 1925	at Washington	17-0	Ted Lyons*	Zachary
May 26, 1929	Detroit	2-0	Red Faber	Carroll
June 13, 1933	St. Louis	6-1	Whitlow Wyatt*	Gray
July 20, 1935	at Washington	1-0	Carl Fischer	Hadley
May 29, 1941	St. Louis	4-0	Bill Dietrich	Caster
May 14, 1943	New York	3-0	Lee Ross	Wensloff
July 8, 1943	New York	1-0	Orval Grove*	Borowy
May 1, 1945	at Detroit	5-0	Jackie Haynes	Wilson
June 15, 1950	New York	5-0	Billy Pierce	Lopat
April 16, 1953	St. Louis	1-0	Billy Pierce	Brecheen
May 1, 1954	at Boston	3-0	Virgil Trucks	Henry
July 6, 1954	at Detroit	4-0	Virgil Trucks	Aber
June 21, 1956	Baltimore	1-0	Jack Harshman	## Johnson
May 25, 1957	at Cleveland	4-0	Dick Donovan	Wynn
July 20, 1957	Boston	4-0	Dick Donovan	Sisler
June 27, 1958	Washington	3-0	Billy Pierce*	Kemmerer
May 1, 1959	Boston	1-0	Early Wynn	Brewer
June 11, 1959	at Washington	3-1	Billy Pierce	Pascual
July 15, 1963	Baltimore	4-0	Gary Peters	Roberts
August 11, 1965	Washington	7-0	Juan Pizarro	McCormick
May 30, 1966	Boston	11-0	Jack Lamabe	Santiago
May 14, 1967	California	3-1	Gary Peters	Coates
May 17, 1969	Washington	6-0	Jerry Nyman	C. Pasqual
August 21, 1973	at Cleveland	4-0	Stan Bahnsen*	Dick Tidrow
May 26, 1976	at California	1-0	Ken Brett	Kirkwood
July 2, 1980	California	1-0	Ross Baumgarten	Frank Tanana
August 25, 1981	at Milwaukee	5-1	Dennis Lamp*	Jim Slaton
Sept. 9, 1983	California	11-0	Britt Burns	Tommy John
May 2, 1984	New York	3-0	LaMarr Hoyt	Jose Rijo
Sept. 13, 1987	at Seattle	2-0	Floyd Bannister	Mark Langston
July 14, 1991	at Milwaukee	15-1	Jack McDowell	Mark Knudson
May 4, 1992	Milwaukee	7-0	Alex Fernandez	Ricky Bones
August 3, 2001	Tampa Bay	4-0	Mark Buehrle	Nick Bierbrodt

*Lost no-hitter in ninth inning

#Opening Day

##Double one-hitter

DOUBLEHEADER SHUTOUTS

Date	Opponent	Score	Winning Sox Pitchers
Sept. 6, 1905	at Detroit	2-0	Doc White
		15-0	*Frank Smith
July 31, 1909	at Washington	5-0	Jim Scott
		1-0	Frank Lange
August 11, 1914	Cleveland	2-0	Mellie Wolfgang
		2-0	Ed Cicotte
May 28, 1916	Cleveland	2-0	Jim Scott
		2-0	Red Faber
July 10, 1916	at Boston	4-0	Lefty Williams
		3-0	Reb Russell
July 13, 1940	at Boston	5-0	Ted Lyons
		7-0	Jack Knott
August 19, 1941	Philadelphia	4-0	Thornton Lee
		1-0	John Humphries
May 15, 1949	Cleveland	10-0	Bill Wight
		2-0	Alan Gettel
May 25, 1952	Detroit	3-0	Joe Dobson
		1-0	Marv Grissom
June 14, 1953	Boston	6-0	Billy Pierce
		1-0	Sandy Consuegra
June 15, 1958	at Baltimore	3-0	Jim Wilson
		4-0	Dick Donovan
June 5, 1960	Kansas City	2-0	Russ Kemmerer
		2-0	Frank Baumann
July 5, 1964	Cleveland	2-0	Juan Pizarro
		5-0	Joel Horlen
May 30, 1966	Boston	1-0	John Buzhardt
		11-0	#Jack Lamabe
Sept. 10, 1967	Detroit	6-0	*Joel Horlen
		4-0	Cisco Carlos

*No-hitter

#One-hitter

SINGLE-GAME STRIKEOUTS

No.	Sox Pitcher	Opponent	Date
16	Jack Harshman	at Boston	July 25, 1954
15	Ed Cicotte	New York	August 26, 1914
15	Jim Scott	St. Louis	June 22, 1913
15	Ed Walsh	Boston	August 11, 1910
15	Ed Walsh	at Cleveland	October 2, 1908
14	Jason Bere	at Minnesota	June 28, 1995
14	Jason Bere	Oakland (N)	June 13, 1994
14	Juan Pizarro	at Washington (N)	July 31, 1964
14	Early Wynn	Boston	May 1, 1959
14	Saul Rogovin (17 inn.)	Boston	September 14, 1952
14	Jim Scott	St. Louis	September 27, 1913
13	Alex Fernandez	Boston	June 12, 1996
13	Jason Bere	Boston (N)	September 8, 1993
13	Chris Knapp	at California (1)	September 11, 1977
13	Juan Pizarro (13 inn.)	Baltimore (N)	August 23, 1965
13	Juan Pizarro	Washington (N)	May 22, 1964
13	Gary Peters	Baltimore (N)	July 15, 1963
13	Juan Pizarro	at Baltimore (N)	September 29, 1961
13	Juan Pizarro	Cleveland (N)	August 25, 1961
13	Marv Grissom	New York	September 13, 1952
13	Thornton Lee	Cleveland	June 12, 1945
13	Red Faber	at Philadelphia	May 17, 1922
13	Jim Scott (15 inn.)	at St. Louis	April 20, 1912
13	Frank Lange	New York	September 20, 1910
13	Ed Walsh	St. Louis	September 13, 1910
13	Ed Walsh (15 inn.)	Detroit (N)	May 1, 1910
13	Doc White (14 Inn.)	at Philadelphia	June 9, 1905

LONGEST GAMES

Innings	Date	Opponent	Score	Sox Pitcher Of Record
25*	May 8-9, 1984	Milwaukee	7-6	Tom Seaver
22	June 12, 1987	at Washington	5-6	John Buzhardt
21	May 26-28, 1973	Cleveland	6-3	Wilbur Wood
21	May 24, 1929	Detroit	5-6	Ted Lyons
19	May 1, 1991	at Milwaukee	9-10	Wayne Edwards
19	August 11, 1972	at Oakland	3-5	Stan Bahnsen
19	July 13, 1951	Boston	5-4	Harry Dorish
19	June 24, 1915	at Cleveland	5-4	Red Faber
18	August 6, 1959	at Baltimore	1-1	None
18	June 18, 1947	Washington	0-1	Earl Harrist
18	August 21, 1933	New York	3-3	None
18	May 15, 1918	at Washington	0-1	Lefty Williams
18	June 25, 1903	New York	6-6	None
17	May 25, 1986	at Kansas City	1-2	Bill Dawley
17	September 13, 1967	Cleveland	1-0	Don McMahon
17	June 21, 1964	New York	1-2	Don Mossi
17	July 25, 1959	Baltimore	3-2	Turk Lown
17	June 4, 1959	Baltimore	6-5	Bob Shaw
17	September 14, 1952	Boston	4-3	Luis Aloma
17	July 12, 1951	Boston	4-5	Saul Rogovin
17	August 13, 1933	Detroit	5-6	Ted Lyons
17	May 21, 1915	Boston	3-2	Red Faber
17	May 25, 1912	Detroit	5-4	Frank Lange
17	May 13, 1909	Washington	1-1	None
17	May 18, 1902	St. Louis	2-2	None

*American League record for innings, major-league record for time (8:06)

HIGHEST-SCORING GAMES

By White Sox

Score	Date	Opponent	Sox Pitcher Of Record
29-6*	April 23, 1955	at Kansas City	Jack Harshman
22-13	May 31, 1970	at Boston	Floyd Weaver
21-7	June 26, 1960	Boston (2nd game)	Early Wynn
21-14	July 18, 1936	at Philadelphia	Clint Brown
20-8	May 15, 1996	at Milwaukee	Wilson Alvarez
20-6	April 22, 1959	at Kansas City	Bob Shaw
20-2	June 17, 1956	Washington	Dick Donovan
20-10	April 30, 1934	Cleveland	Sam Jones
20-15	September 9, 1921	Detroit	Dickie Kerr
20-6	May 11, 1911	Washington	Doc White
19-10	September 2, 2001	Cleveland	Rocky Biddle
19-11	August 4, 1992	Minnesota	Wilson Alvarez
19-7	July 20, 1940	Philadelphia	Eddie Smith
19-6	July 28, 1936	Philadelphia	Bill Dietrich
19-6	May 11, 1936	at St. Louis	John Whitehead
19-2	August 31, 1926	at Detroit	Red Faber
19-11	August 15, 1922	at Boston	Ted Blankenship
19-3	August 9, 2000	vs. Seattle	Mike Sirotko
19-3	May 3, 1918	at Detroit	Lefty Williams
19-9	May 1, 1901	Detroit	Roy Patterson

*American League record

Three Strikeouts On Nine Pitches

On August 22, 1923, Sloppy Thurston struck out three straight Philadelphia A's batters on nine pitches. Five years later on September 27, 1928, Athletics' pitcher Lefty Grove completed the same feat against the Sox.

ATTENDANCE

Top 20 New Comiskey Park Crowds

Attendance	Day	Date	Opponent
46,246*	Tuesday	October 5, 1993	Toronto
46,101*	Wednesday	October 6, 1993	Toronto
45,936	Friday	June 8, 2001	Chicago-NL
45,849	Saturday	June 9, 2001	Chicago-NL
45,527*	Tuesday	October 12, 1993	Toronto
45,383#	Wednesday	October 4, 2000	Seattle
45,290#	Tuesday	October 3, 2000	Seattle
45,079	Sunday	June 10, 2001	Chicago-NL
44,249	Tuesday	June 17, 1997	Chicago-NL
44,204	Wednesday	June 18, 1997	Chicago-NL
44,153	Friday	July 9, 1999	Chicago-NL
44,140	Friday	June 9, 2000	Chicago-NL
44,008	Saturday	July 10, 1999	Chicago-NL
43,806	Saturday	June 10, 2000	Chicago-NL
43,601	Saturday	June 29, 1996	Cleveland
43,589	Saturday	May 28, 1994	Baltimore
43,559	Saturday	June 26, 1993	Seattle
43,350	Saturday	July 18, 1992	Milwaukee
43,158	Sunday	June 11, 2000	Chicago-NL
43,115	Sunday	July 11, 1999	Chicago-NL

*1993 American League Championship Series

#2000 American League Division Series

Top New Comiskey Park Crowds vs. Opponents

Attendance	Day	Date	Opponent
42,535	Saturday	August 7, 1993	Anaheim
43,589	Saturday	May 28, 1994	Baltimore
43,393	Sunday	June 6, 1993	Boston
45,936	Friday	June 8, 2001	Chicago-NL
21,687	Tuesday	June 12, 2001	Cincinnati
43,601	Saturday	June 29, 1996	Cleveland
43,954	Friday	April 6, 2001	Detroit
28,051	Saturday	August 30, 1997	Houston
42,417	Saturday	August 14, 1993	Kansas City
43,350	Saturday	July 18, 1992	Milwaukee
42,587	Saturday	August 28, 1993	Minnesota
42,961	Wednesday	July 5, 1995	New York
42,483	Saturday	June 6, 1992	Oakland
26,827	Sunday	June 6, 1999	Pittsburgh
43,559	Saturday	June 26, 1993	Seattle
40,681	Saturday	July 15, 2000	St. Louis
38,926	Saturday	August 19, 2000	Tampa Bay
42,150	Saturday	June 22, 1991	Texas
42,796	Thursday	July 25, 1991	Toronto

RECORDS

Triple Plays

The last triple play turned by the White Sox came on June 6, 1996 at Boston's Fenway Park. With Joe Magrane pitching, Mo Vaughn and Jose Canseco both walked. Tim Lincecum grounded to White Sox third baseman Robin Ventura, who stepped on third base to force out Vaughn. Ventura threw to second base where Ray Durham forced out Canseco, and Durham's relay throw to first baseman Frank Thomas beat Lincecum.

Top 10 Old Comiskey Park Crowds

Attendance	Day	Date	Opponent
55,555	Sunday	May 20, 1973	Minnesota (DH)
54,215	Sunday	July 19, 1953	New York (DH)
53,940	Friday	June 8, 1951	New York (DH)
53,325	Sunday	May 15, 1949	Cleveland (DH)
53,067	Tuesday	July 27, 1954	New York
52,712	Thursday	June 25, 1964	Cubs (Exhibition)
52,593	Thursday	July 12, 1951	Boston (DH)
52,494	Sunday	June 18, 1933	New York (DH)
52,054	Sunday	June 10, 1951	New York (DH)
52,000*	Sunday	May 8, 1927	New York

*Estimated attendance

Top 10 Road Crowds

Attendance	Day	Date	Opponent
78,382	Friday	August 20, 1948	Cleveland
72,454	Friday	October 1, 1993	Cleveland
72,390	Sunday	October 3, 1993	Cleveland
72,060	Saturday	October 2, 1993	Cleveland
70,972	Sunday	July 29, 1951	New York
70,740	Sunday	August 25, 1950	New York
70,619	Saturday	August 11, 1951	Cleveland
66,586	Sunday	August 30, 1959	Cleveland
65,880	Sunday	June 7, 1970	New York
63,787	Sunday	June 23, 1957	New York

Home Season Attendance Bests

Attendance	Year
2,934,154	1991
2,681,156	1992
2,581,091	1993
2,136,988	1984
2,132,821	1983
2,002,359	1990
1,947,799	2000
1,865,222	1997
1,766,172	2001
1,697,398	1994



THE LAST TIME IT HAPPENED


White Sox

Perfect game	Charles Robertson, April 30, 1922 at Detroit (W, 2-0)
No-hitter	Wilson Alvarez, August 11, 1991 at Baltimore (W, 7-0)
One-hitter	Mark Buehrle, August 3, 2001 vs. Tampa Bay (W, 4-0)
Two-hitter	Cal Eldred, April 24, 2000 vs. Baltimore (W, 8-2)
10 or more strikeouts, one game	Mike Sirotko, July 18, 2000 vs. Milwaukee (W, 7-5)
Four strikeouts, one inning	Wilson Alvarez, July 21, 1997 at Detroit (7th inning)
10 plus innings pitched	Alex Fernandez, October 1, 1995 vs. Minnesota (10.0 IP)
Consecutive shutouts	Jack McDowell (9.0 IP), July 1, 1994 vs. Milwaukee (W, 8-0); Alex Fernandez (9.0 IP), July 2, 1994 vs. Milwaukee (W, 5-0)
Consecutive shutouts, same pitcher	Jack McDowell, September 13-18, 1991
Consecutive complete games	Mark Buehrle, August 3-8, 2001
Three consecutive complete games	Jack McDowell, July 30-August 8, 1994
Four consecutive complete games	Jack McDowell, May 14-30, 1993
Inside-the-park home run	Chris Singleton, September 29, 2000 vs. Kansas City
Pitcher hit home run	Steve Kealey, September 6, 1971 vs. Minnesota
Two home runs, one game	Ray Durham, October 5, 2001 at Minnesota
Three home runs, one game	Frank Thomas, September 15, 1996 at Boston
Four home runs, one game	Pat Seery, July 18, 1948 at Philadelphia (11 innings)
Back-to-back-to-back home runs	Jose Valentin, Frank Thomas, Paul Konerko, May 3, 2000 vs. Toronto, (6th inning)
Back-to-back home runs, leading off game	Ray Durham and Jose Valentin, July 5, 2000 at Kansas City
Six or more RBI, one game	Charles Johnson, September 2, 2000 vs. Anaheim (seven)
Five hits, one game	Chris Singleton, April 22, 2000 vs. Detroit
Six hits, one game	Lance Johnson, September 23, 1995 at Minnesota #
Four doubles, one game	Marv Owen, April 23, 1939 vs. St. Louis #
Three triples, one game	Lance Johnson, September 23, 1995 at Minnesota #
Four or more steals, one game	Lou Frazier, April 19, 1998 at Toronto (four)
Steal of home	Ray Durham, July 19, 1996 vs. Kansas City
Hitting for the cycle	Jose Valentin, April 27, 2000 vs. Baltimore
Grand slam	Magglio Ordonez, September 23, 2001 vs. Kansas City
Two grand slams	Robin Ventura, September 4, 1995 at Texas #
Pinch-hit home run	Tony Graffanino, June 23, 2001 at Baltimore
Pinch-hit grand slam	Joe De Sa, September 12, 1985 vs. Minnesota
Two home runs, one inning	Never
Hit By A Pitcher	Kip Wells, July 12, 2001 at Cubs
Multihit game by pitcher	Mike Sirotko, June 12, 1999 at Cubs (2-4)
Triple Play	June 6, 1996 at Boston (Ventura to Durham to Thomas)
1-0 game	September 13, 2000 vs. Detroit (won, 1-0)
Position player pitching	Dave Martinez, August 4, 1995 at Cleveland
Five strikeouts	Ray Durham, June 5, 1998 at Chicago Cubs #
Three errors, one inning	Mike Sirotko, April 9, 1999 vs. Kansas City (5th inning)
Four errors, one game	Jose Valentin, April 8, 2000 at Oakland
Four wild pitches, one game	Kip Wells, September 26, 2001 vs. Minnesota

Opponents

Perfect Game	Addie Joss, October 2, 1908 at Cleveland
No-hitter	Bret Saberhagen, August 26, 1991 at Kansas City
One-hitter	Tim Hudson, August 28, 2000 at Oakland
Two-hitter	Blake Stein, August 19, 1998 at Oakland
Shutout, individual	Chris Carpenter, May 29, 2001 vs. Toronto
Back-to-back shutouts	Frank Viola, April 18, 1993 at Boston (W, 4-0) and John Dopson, April 19, 1993 at Boston (W, 6-0)
Three home runs, one game	Darryl Strawberry, August 6, 1996 at New York-AL
Inside-the-park home run	Marc Newfield, June 21, 1995 vs. Seattle
Hitting for the cycle	Mike Blowers, May 18, 1998 vs. Oakland
Three consecutive home runs	Juan Gonzalez, Wil Clark and Ivan Rodriguez, August 28, 1998 vs. Texas (game one, 4th inning)
Steal of home	Matt Walbeck, April 11, 1997 at Detroit
Triple Play	July 25, 1976 vs. Minnesota
#Tied for American League record	

MINOR LEAGUES



SCOUTING



Ed Pebley
National Crosschecker



Joe Butler
West Coast Scouting Supervisor



Paul Provas
Gulf Coast Scouting Supervisor



Nathan Durst
Midwest Scouting Supervisor



Larry Grefer
Southeast Scouting Supervisor



John Tumminia
Northeast Scouting Supervisor

Professional Scouts

Rick Ingalls, Larry Maxie, Gary Pellant, Bill Young

Full-Time Scouting Areas

Hernan Cortes — Central Florida, Puerto Rico
Alex Cosmidis — North Carolina, South Carolina, Virginia
Nathan Durst — Midwest Supervisor and Illinois, Northern Indiana, Iowa, Michigan, Minnesota, North Dakota, South Dakota, Wisconsin, Southwest Ontario
Roberto Espinoza — Venezuela
Denny Gonzalez — Dominican Republic
Larry Grefer — Southeast Supervisor and Southern Indiana, Kentucky, Ohio, Tennessee, West Virginia
Matt Hattabaugh — Southern California
Nick Hostetler — Georgia
Warren Hughes — Alabama, Florida Panhandle, Georgia, Southeastern Louisiana, Mississippi
Miguel Ibarra — Latin American Scouting Coordinator, Panama
George Kachigian — San Diego area, Southern Nevada
John Kazanas — Arizona, Colorado, Montana, West Texas, Utah, Wyoming
Jose Ortega — South Florida
Mark Salas — Southern California
Alex Slattery — Arkansas, Kansas, Missouri, Nebraska, Oklahoma
Keith Staab — West Louisiana, Texas
John Tumminia — Northeast Supervisor and Connecticut,

Delaware, Maryland, Massachusetts, New Jersey, New York, Pennsylvania, Rhode Island, Washington D.C., Eastern Canada

Adam Virchis — Northern California, Northern Nevada

Part-Time Scouting Areas

Derek Bryant — Mexico
Tommy Butler — Southern California
Javier Centeno — Puerto Rico
Curt Daniels — Idaho, Oregon, Washington
Mariano DeLeon — Dominican Republic
John Doldoorian — Connecticut
James Ellison — Texas
Chuck Fox — New Jersey
Joe Ingalls — Southern California
Jack Jolly — Tennessee
Dario Lodigiani — Northern California
Glenn Murdock — Michigan
Paul Murphy — Delaware, Maryland
Howard Nakagama — Utah
Al Otto — Northern Illinois
Mike Paris — Western Iowa
Wuarnner Rincones — Venezuela
Ivan Robi — Panama
Tony Rodriguez — Dominican Republic
Oswaldo Salazar — Venezuela
Mike Shirley — Indiana
Fermin Urbi — Dominican Republic

MINOR LEAGUE AFFILIATES

Instructors

Director of Instruction	Jim Snyder
Pitching Coordinator	Don Cooper
Hitting Coordinator	Mike Lum
Outfield Instructor	Daryl Boston
Infield Instructor	Rafael Santana
Bunting Instructor	Nick Leyva
Catching Instructor	Tommy Thompson
Conditioning Coordinator	Trung Cao
Conditioning Assistant	Allen Thomas
Minor League Training/ Rehabilitation Coordinator	Scott Takao

Charlotte Knights

Class AAA

2280 Deerfield Drive, Fort Mill, SC 29715

Manager	Nick Capra
Pitching Coach	Kirk Champion
Hitting Coach	Greg Walker
Trainer	Scott Johnson
General Manager	Tim Newman
Public Relations Director	Shannon Motley
E-Mail Address	shannonm@charlotteknights.com
Stadium, Capacity	Knights Castle, 11,000
Sox Affiliation	since 1999
PR Telephone	(704) 357-8071, ext. 2175
Fax	(704) 329-2155
Press Box	(704) 329-2144
Website	www.charlotteknights.com

Birmingham Barons

Class AA

P.O. Box 360007, Birmingham, AL 35236

Manager	Wally Backman
Pitching Coach	Curt Hasler
Hitting Coach	Gregg Ritchie
Trainer	Joe Geck
General Manager	Tony Ensor
Media Relations Director	Ryan Gerds
E-Mail Address	barons@barons.com
Stadium, Capacity	Hoover Metropolitan, 10,800
Sox Affiliation	since 1986
PR Telephone	(205) 988-3200, ext. 17
Press Box	(205) 988-3200, ext. 24
Fax	(205) 988-9698
Website	www.barons.com

Winston-Salem Warhogs

Class A

401 Deacon Blvd., Winston-Salem, NC 27115

Manager	Razor Shines
Pitching Coach	Juan Nieves
Hitting Coach	Mark Haley
Trainer	Josh Fallin
General Manager	Peter Fisch
Public Relations Contact	Tom Hart
E-Mail Address	thart@warhogs.com
Stadium, Capacity	Ernie Shore Field, 6,100
Sox Affiliation	since 1997
PR Telephone	(336) 759-2233
Press Box	(336) 835-2511
Fax	(336) 759-2042
Website	www.warhogs.com

Kannapolis Intimidators

Class A

2888 Moose Road, Kannapolis, NC 28082

Manager	John Orton
Pitching Coach	J.R. Perdue
Hitting Coach	Ken Dominguez
Trainer	Kevin Pillifant
General Manager	Todd Parnell
Public Relations Director	Marshall Smith
E-Mail Address	msmith@intimidatorsbaseball.com
Stadium, Capacity	Fieldcrest Cannon, 4,500
Sox Affiliation	since 2001
PR Telephone	(704) 932-3267
Press Box	(704) 933-7800
Fax	(704) 938-7040
Website	www.intimidatorsbaseball.com

Bristol White Sox

Adv. Rookie

P.O. Box 1434, Bristol, VA 24203

Manager	Nick Leyva
Pitching Coach	Sean Snedeker
Hitting Coach	Brandon Moore
Trainer	Tomas Vera
President	Boyce Cox
Public Relations Contact	Boyce Cox
E-Mail Address	bsox@3wave.com
Stadium, Capacity	DeVault Memorial, 1,500
Sox Affiliation	since 1995
Telephone	(540) 669-6859
Press Box	(540) 645-7275
Fax	(703) 645-7377

Phoenix White Sox

Rookie

5999 E. Van Buren Stadium, Phoenix, AZ 85008

Manager	Jerry Hairston
Pitching Coach	Chris Sinacor
Hitting Coach	Ryan Long
Coach	Chet DiEmidio
Trainer	Mark Snow
Stadium, Capacity	Phoenix Municipal, 8,776

2002 Minor League Dates Of Interest

Club	Opening Day	All-Star Game
Charlotte	4/4 at Norfolk	7/10 at Oklahoma City
Birmingham	4/4 at Orlando	6/19 at Sevierville, Tenn.
Winston-Salem	4/5 at Kinston	6/18 at Wilmington, Del.
Kannapolis	4/4 vs. Lakewood	6/18 at Lakewood, N.J.

MINOR LEAGUE STATISTICS

International League Standings

South Division	W-L	PCT	GB	North Division	W-L	PCT	GB	West Division	W-L	PCT	GB
Norfolk (NYM)	85-57	.599	—	Buffalo (CLE)	91-51	.641	—	Louisville (CIN)	84-60	.583	—
Durham (TB)	74-70	.514	12.0	Scranton (PHI)	78-65	.545	13.5	Columbus (NYY)	67-76	.469	16.5
Richmond (ATL)	68-76	.472	18.0	Syracuse (TOR)	71-73	.493	21.0	Indianapolis (MIL)	66-78	.458	18.0
Charlotte (SOX)	67-77	.465	19.0	Ottawa (MON)	68-76	.472	24.0	Toledo (DET)	65-79	.451	19.0
				Pawtucket (BOS)	60-82	.423	31.0				
				Rochester (BAL)	60-84	.417	32.0				

Class AAA Charlotte Knights

BATTER	AVG	G	AB	R	H	TB	2B	3B	HR	RBI	SH	SF	HP	BB	SO	SB	CS	DP	E
Ashby, Chris	.228	62	197	21	45	61	6	1	2	12	2	0	0	16	39	2	2	8	1
Baines, Harold	.000	2	8	0	0	0	0	0	0	0	0	0	0	1	0	0	0	0	0
Barry, Jeff	.122	13	41	6	5	6	1	0	0	2	0	2	1	5	7	0	0	1	0
Bravo, Danny	.190	39	126	11	24	35	2	0	3	13	2	0	0	7	16	1	1	4	3
Christensen, McKay	.275	69	273	53	75	123	15	6	7	25	4	3	2	30	52	17	3	3	3
Crede, Joe	.276	124	463	67	128	215	34	1	17	65	1	3	7	46	88	2	1	5	20
Delesandro, Mark	.260	75	262	16	68	98	18	0	4	23	3	3	3	6	24	0	1	6	2
Dellaero, Jason	.178	115	377	32	67	110	10	0	11	28	8	0	2	17	113	4	4	4	15
Garcia, Amaury	.237	34	118	9	28	34	4	1	0	7	4	0	1	7	26	4	0	2	3
Gubanich, Creighton	.246	32	114	19	28	52	3	0	7	19	0	2	0	13	32	0	0	1	3
Hardtke, Jason	.260	57	208	33	54	98	14	0	10	25	2	0	4	18	27	1	1	0	1
Heintz, Chris	.100	5	10	1	1	2	1	0	0	1	0	1	0	0	3	0	0	0	0
Inglis, Jeff	.272	128	481	66	131	240	25	6	24	75	0	3	6	43	103	3	4	13	4
Johnson, Adam	.444	7	18	1	8	10	2	0	0	4	1	0	1	0	0	0	1	0	0
Johnson, Mark	.270	55	196	24	53	74	5	2	4	24	2	1	0	29	34	2	1	4	4
Liefer, Jeff	.286	32	119	23	34	59	7	0	6	21	0	1	4	15	41	3	1	1	3
Paul, Josh	.280	22	75	11	21	37	4	0	4	14	1	1	0	7	18	0	0	0	0
Prieto, Rick	.231	11	26	4	6	6	0	0	0	1	1	0	0	6	6	0	0	2	1
Ramirez, Julio	.216	88	319	36	69	106	11	1	8	25	2	1	2	20	80	15	6	1	8
Rodriguez, Liu	.291	118	444	53	129	154	25	0	37	11	3	3	41	60	7	4	8	14	
Rowand, Aaron	.295	82	329	54	97	173	28	0	16	48	2	1	9	21	47	8	2	9	6
Rumfield, Toby	.272	121	463	49	126	214	28	0	20	69	1	3	5	28	64	0	0	16	8
Saunders, Chris	.205	12	39	3	8	15	1	0	2	3	0	0	1	5	7	0	0	0	2
Valenzuela, Mario	.261	49	176	19	46	85	7	1	10	26	1	4	1	8	34	2	0	7	4
TOTALS	.256	144	4882	611	1251	2007	253	19	155	567	48	32	52	388	922	71	32	95	105

PITCHERS	W-L	PCT	ERA	G	GS	CG	SHO	SV	IP	H	R	ER	HR	HB	BB-I	SO	WP	BK
Baldwin, James	1-0	1.000	5.25	2	2	0	0	0	12.0	12	7	7	2	0	2-0	11	0	0
Baptist, Travis	2-5	.286	5.14	33	9	0	0	3	61.1	74	38	35	8	2	19-2	43	2	4
Barcelo, Lorenzo	1-0	1.000	5.40	2	0	0	0	0	5.0	6	3	3	2	0	1-1	5	0	0
Bullinger, Kirk	0-3	.000	3.58	36	1	0	0	5	50.1	44	23	20	5	4	21-6	34	3	0
Corbin, Archie	6-7	.462	3.14	58	0	0	0	4	77.1	58	29	27	3	6	54-5	64	13	0
Curren, Joe	1-0	1.000	0.00	1	0	0	0	0	3.0	4	0	0	0	0	0-0	3	0	0
Fogg, Josh	4-7	.364	4.79	40	16	0	0	4	114.2	129	68	61	19	4	30-1	89	4	0
Garland, Jon	0-3	.000	2.73	5	5	1	0	0	33.0	31	10	10	1	1	11-1	26	0	0
Ginter, Matt	2-3	.400	2.59	22	10	0	0	0	76.1	62	26	22	3	7	24-4	67	5	0
Glover, Gary	2-1	.667	1.88	6	6	1	1	0	38.1	21	8	8	3	1	5-0	29	0	0
Guerrier, Matt	7-1	.875	3.54	12	12	3	0	0	81.7	75	33	32	7	4	18-0	43	2	0
Hasselhoff, Derek	6-1	.857	2.03	34	0	0	0	6	44.1	29	14	10	4	0	12-2	41	0	1
Juden, Jeff	5-5	.500	3.32	12	11	1	0	0	65.0	44	34	24	5	2	46-0	63	2	1
Kane, Kyle	0-0	.000	6.00	1	1	0	0	0	3.0	4	2	2	0	0	1-0	0	0	0
Lowe, Sean	1-1	.500	4.50	2	2	0	0	0	10.0	9	6	5	0	1	2-0	8	0	0
Masaoka, Onan	0-1	.000	4.30	14	0	0	0	5	14.2	11	8	7	2	1	5-0	22	0	0
Mendoza, Geronimo	5-8	.385	4.95	17	15	0	0	0	96.1	103	57	53	16	1	31-2	68	6	0
Porzio, Mike	6-6	.500	4.35	31	23	0	0	0	134.1	138	76	65	14	8	55-2	107	9	1
Rauch, Jon	1-3	.250	5.79	6	6	0	0	0	28.0	28	20	18	8	1	7-0	27	1	0
Schrenk, Steve	5-3	.625	3.00	30	0	0	0	2	39.0	38	13	13	4	1	13-2	43	1	0
Secoda, Jason	3-9	.250	5.18	34	20	1	0	1	139.0	168	90	80	17	2	56-1	105	11	1
Sinclair, Steve	4-6	.400	4.69	53	0	0	0	1	63.1	66	35	33	5	4	23-5	57	3	0
Ullacia, Dennis	1-0	1.000	2.57	1	1	1	0	0	7.0	6	2	2	1	0	1-0	3	0	0
Vining, Ken	2-3	.400	1.96	41	0	0	0	4	46.0	35	10	10	2	1	19-5	47	0	0
Wells, Kip	2-1	.667	3.55	4	4	0	0	0	25.1	26	11	10	2	0	8-0	24	2	0
TOTALS	67-77	.465	3.95	144	144	8	1	35	1268.0	1221	623	557	133	51	464-40	1029	64	8

MINOR LEAGUES

Southern League Standings

FIRST HALF				SECOND HALF			
West Division	W-L	PCT	GB	West Division	W-L	PCT	GB
Huntsville (MIL)	42-29	.592	—	Birmingham (SOX)	43-26	.623	—
Tennessee (TOR)	41-30	.577	1.0	Tennessee (TOR)	39-30	.565	4.0
Birmingham (SOX)	37-34	.521	5.0	Huntsville (MIL)	33-34	.493	9.0
West Tenn. (Cubs)	34-37	.479	8.0	Mobile (SD)	32-35	.478	10.0
Mobile (SD)	33-38	.465	9.0	West Tenn. (Cubs)	25-43	.368	17.5
East Division	W-L	PCT	GB	East Division	W-L	PCT	GB
Jacksonville (LA)	41-30	.577	—	Jacksonville (LA)	42-26	.618	—
Chattanooga (CIN)	39-32	.549	2.0	Greenville (ATL)	35-34	.507	7.5
Carolina (COL)	31-39	.443	9.5	Chattanooga (CIN)	33-35	.485	9.0
Orlando (TB)	31-40	.437	10.0	Carolina (COL)	31-37	.456	11.0
Greenville (ATL)	25-45	.357	15.5	Orlando (TB)	28-41	.406	14.5

Class AA Birmingham Barons

BATTER	AVG	G	AB	R	H	TB	2B	3B	HR	RBI	SH	SF	HP	BB	SO	SB	CS	DP	E
Acevas, Jon	.222	12	36	5	8	15	1	0	2	6	1	1	1	2	13	0	0	0	3
Battersby, Eric	.253	133	438	69	111	174	19	1	14	67	4	9	3	80	87	6	4	12	7
Borchard, Joe	.295	133	515	95	152	262	27	1	27	98	0	5	10	07	158	5	4	13	12
Bravo, Danny	.292	42	168	22	49	71	12	2	2	22	1	0	1	17	17	3	2	3	6
Caradonna, Brett	.000	1	1	0	0	0	0	0	0	0	0	0	0	0	0	0	0	1	0
Garcia, Tony	.143	2	7	1	1	4	0	0	1	1	0	0	0	0	3	0	0	0	0
Heintz, Chris	.235	37	119	14	28	42	8	0	2	8	2	1	2	10	23	0	2	2	4
Hummel, Tim	.290	134	524	83	152	218	33	6	7	63	8	10	5	62	69	14	3	12	28
Ingram, Darron	.263	136	514	77	135	243	34	4	22	91	0	8	4	52	188	6	6	7	2
Johnson, Adam	.257	43	148	13	38	53	9	0	2	11	0	0	1	9	28	0	0	7	3
Miles, Aaron	.259	84	343	53	89	135	16	3	8	42	3	3	2	26	35	3	5	10	6
Mitchell, Derek	.211	82	237	37	50	66	8	1	2	21	8	4	3	34	68	5	4	5	17
Olivo, Miguel	.259	93	316	45	82	149	23	1	14	55	5	3	7	37	62	6	3	4	9
Prieto, Rick	.240	92	313	51	75	107	12	4	4	34	4	1	3	52	47	9	6	8	7
Quintero, Humberto	.211	5	19	0	4	4	0	0	0	2	0	0	1	0	2	0	0	0	1
Sandoval, Danny	.281	58	203	24	57	66	7	1	0	29	3	1	17	26	17	4	5	9	
Saunders, Chris	.296	117	439	74	130	193	33	0	10	68	0	7	8	59	85	4	1	14	15
Suarez, Luis	.118	6	17	4	2	4	2	0	0	2	0	0	1	1	6	0	0	1	1
Valenzuela, Mario	.290	88	341	50	99	158	17	3	12	53	3	6	2	21	61	4	5	8	7
TOTALS	.269	140	4698	717	1262	1964	261	27	129	673	45	61	55	546	978	82	49	112	135

PITCHERS	W-L	PCT	ERA	G	GS	CG	SHO	SV	IP	H	R	ER	HR	HB	BB-I	SO	WP	BK
Almonte, Ed	1-4	.200	1.49	54	0	0	0	*36	66.1	58	16	11	4	0	16-4	62	2	0
Bajananu, Jeff	0-0	.000	0.00	2	0	0	0	0	4.1	4	0	0	0	0	3-0	5	1	0
Baptist, Travis	1-4	.200	1.93	10	3	0	0	2	37.1	37	16	8	0	4	9-3	42	3	0
Beaumont, Matt	1-0	1.000	18.00	4	0	0	0	0	4.0	8	8	8	1	1	2-0	3	2	0
Bohannon, Brad	3-5	.375	5.65	29	0	0	0	0	51.0	61	36	32	9	3	21-2	25	2	0
Freeman, Kai	5-3	.625	5.08	28	10	0	0	0	83.1	100	53	47	4	9	33-2	38	4	0
Guerrier, Matt	11-3	.786	3.10	15	15	1	1	0	98.2	85	42	34	8	5	32-1	75	5	0
Johnson, Adam	0-0	.000	0.00	1	0	0	0	0	1.0	1	0	0	0	0	0-0	1	0	0
Kane, Kyle	2-1	.667	1.85	26	0	0	0	3	34.0	20	9	7	1	3	6-1	43	6	0
Lantigua, Delvis	4-0	1.000	3.71	7	7	2	1	0	43.2	40	19	18	2	0	18-0	34	2	0
Malone, Corwir	2-0	1.000	2.33	4	4	0	0	0	19.1	8	5	5	2	1	12-0	20	1	0
McDaniel, Denny	1-2	.333	7.71	18	0	0	0	0	21.0	30	18	18	2	2	9-0	13	1	0
Mendoza, Geromimo	5-4	.556	5.06	12	12	0	0	0	69.1	84	51	39	7	2	28-0	38	3	0
Parrish, Wade	4-0	1.000	1.38	16	1	0	0	0	26.0	19	4	4	1	2	5-0	15	3	0
Porzio, Mike	1-0	1.000	1.38	2	2	0	0	0	13.0	3	2	2	1	1	5-0	10	2	0
Purvis, Rob	5-9	.357	5.27	24	23	0	0	0	140.0	165	96	82	9	4	70-0	53	14	2
Sanders, Dave	3-0	1.000	2.65	36	0	0	0	0	34.0	27	12	10	1	3	25-1	25	2	0
Stewart, Josh	3-4	.429	6.67	16	16	0	0	0	82.1	110	68	61	7	8	42-0	47	2	2
Tokarsa, Brian	2-6	.250	3.97	39	0	0	0	0	65.2	56	33	29	4	4	39-1	81	7	0
Ulacia, Dennis	1-1	.500	2.25	3	3	0	0	0	20.0	11	7	5	1	2	5-0	16	2	0
Weaver, Eric	3-3	.500	3.45	24	0	0	0	2	31.2	25	14	12	3	0	16-2	31	2	0
Weymouth, Marty	0-0	.000	7.45	10	0	0	0	0	9.2	13	9	8	0	0	5-1	5	2	0
Wright, Danny	7-7	.500	2.82	20	20	0	0	0	134.0	112	54	42	6	6	41-0	128	6	2
Wylie, Mitch	#15-4	.789	4.21	24	24	0	0	0	141.0	138	70	66	13	12	46-1	123	4	3
TOTALS	80-60	.571	4.01	140	140	3	2	43	1230.1	1215	642	548	86	72	488-19	935	78	9

*Led League

MINOR LEAGUES

Carolina League Standings

FIRST HALF				SECOND HALF			
Southern Division	W-L	PCT	GB	Southern Division	W-L	PCT	GB
Kinston (CLE)	44-26	.629	—	Kinston (CLE)	45-25	.643	—
Myrtle Beach (ATL)	39-30	.565	4.5	Salem (COL)	37-33	.529	8.0
Salem (COL)	33-35	.485	10.0	Myrtle Beach (ATL)	32-37	.464	12.5
Winston-Salem (SOX)	24-46	.343	20.0	Winston-Salem (SOX)	30-40	.429	15.0
Northern Division				Northern Division			
Wilmington (KC)	W-L	PCT	GB	Wilmington (KC)	W-L	PCT	GB
Wilmington (KC)	39-31	.557	—	Frederick (BAL)	34-35	.493	4.5
Frederick (BAL)	36-34	.514	3.0	Potomac (STL)	31-39	.443	8.0
Potomac (STL)	35-35	.500	4.0	Lynchburg (PIT)	31-39	.443	8.0
Lynchburg (PIT)	27-40	.403	10.5				

Class A Winston-Salem Warthogs

BATTER	AVG	G	AB	R	H	TB	2B	3B	HR	RBI	SH	SF	HP	BB	SO	SB	CS	DP	E
Aceves, Jon	.214	70	220	33	47	77	8	2	6	27	4	3	5	24	65	2	0	6	10
Aspito, Jason	.254	127	402	46	102	156	30	3	6	35	10	2	10	21	113	7	10	8	10
Berger, Matt	.259	70	239	20	62	97	18	1	5	24	2	3	5	20	74	0	3	5	11
Calahan, Larry	.250	13	44	5	11	16	2	0	1	11	2	1	1	4	8	0	2	0	5
Caradonna, Brett	.235	104	345	34	81	103	14	1	2	25	3	4	5	29	66	7	7	12	7
Durham, Chad	.254	133	528	56	134	164	16	4	2	38	9	6	3	43	92	50	22	9	8
Fennell, Jason	.189	63	175	17	33	38	5	0	0	14	0	0	3	18	33	1	1	3	6
Flores, Ralphis	.200	25	80	5	16	16	0	0	0	6	0	0	0	4	14	1	1	2	4
Garcia, Tony	.223	63	206	12	46	61	6	3	1	18	1	2	7	7	45	4	4	4	3
Hankins, Ryan	.267	108	389	54	104	175	26	0	15	58	0	1	7	57	76	4	5	6	12
Merriman, Terrill	.104	17	48	4	5	5	0	0	0	1	0	0	0	9	17	4	0	0	1
Muro, Robert	.246	96	354	39	87	148	25	0	12	54	0	1	9	47	71	4	4	6	15
Nicholson, Tommy	.245	138	477	46	117	147	22	1	2	40	10	3	5	42	97	10	14	7	14
Oborn, Spencer	.274	120	402	54	110	148	25	2	3	37	11	3	2	20	64	13	3	11	7
Pena, Armaury	.181	62	127	9	23	33	5	1	1	12	1	1	4	11	45	4	6	4	4
Quintero, Humberto	.240	43	154	15	37	43	6	0	0	12	2	3	2	5	19	9	3	3	3
Reyes, Guillermo	.208	59	216	24	45	51	4	1	0	24	4	1	5	14	33	16	4	7	18
Sandoval, Danny	.273	48	176	25	48	68	11	0	3	14	6	2	3	11	31	11	2	3	16
Santamanna, Juan	.200	17	60	9	12	20	2	0	2	8	1	0	0	3	16	0	0	0	7
Suarez, Luis	.133	6	15	0	2	3	1	0	0	1	0	0	0	0	7	0	0	0	0
TOTALS	.241	140	4657	507	1122	1569	226	19	61	459	66	36	76	389	986	147	94	97	161
PITCHERS	W-L	PCT	ERA	G	GS	CG	SHO	SV	IP	H	R	ER	HR	HB	BB-I	SO	WP	BK	
Bajamaru, Jeff	2-4	.333	3.35	35	0	0	0	10	40.1	32	16	15	3	1	21-2	51	3	1	
Bohannon, Brad	2-1	.667	1.73	23	0	0	0	5	36.1	33	10	7	0	1	10-1	33	2	0	
Currier, Joe	3-3	.500	4.81	33	0	0	0	1	48.2	46	27	26	5	3	19-0	44	1	0	
Fischer, Eric	3-13	.188	5.31	25	22	0	0	0	123.2	144	87	73	9	10	47-1	84	3	0	
Hollifield, Alac	0-8	.000	4.97	9	9	0	0	0	41.2	53	29	23	3	3	21-1	28	0	1	
Hughes, Rocky	1-0	1.000	1.93	16	0	0	0	1	28.0	20	8	6	1	0	16-3	19	0	0	
Kane, Kyle	1-0	1.000	2.08	14	0	0	0	1	21.2	10	5	5	1	3	8-0	32	0	0	
Lantigua, Delvis	8-6	.571	3.06	22	19	1	#1	0	120.2	92	46	41	7	7	58-1	113	8	0	
Lopez, Juan	0-1	.000	3.93	26	0	0	0	0	36.2	34	23	16	3	7	21-1	37	6	0	
Majewski, Gary	4-2	.667	2.93	9	6	1	0	0	43.0	42	15	14	3	6	10-0	31	1	0	
Malone, Corwin	0-1	.000	1.72	5	5	0	0	0	36.2	25	10	7	1	0	10-1	38	0	0	
McDaniel, Denny	1-3	.250	2.93	32	0	0	0	0	46.0	43	18	15	1	1	21-3	25	6	0	
McWhitter, Kris	2-3	.400	5.34	13	10	0	0	0	57.1	60	39	34	7	5	25-1	49	1	0	
Mozingo, Dan	0-3	.000	11.91	3	3	0	0	0	11.1	21	19	15	3	2	6-0	17	2	0	
Murray, Brad	3-2	.600	1.98	32	0	0	0	0	50.0	42	13	11	1	3	30-5	30	2	0	
Olivo, Rigal	0-0	.000	4.73	8	0	0	0	1	13.1	16	9	7	2	0	3-0	9	3	0	
Ortega, Carlos	0-3	.000	4.73	10	8	0	0	0	40.0	43	23	21	5	7	10-0	33	2	0	
Patten, Scott	0-1	.000	27.00	2	1	0	0	0	1.0	2	3	3	0	2	3-0	0	0	0	
Pena, Ed	1-6	.143	4.18	31	5	0	0	0	47.1	52	30	22	6	7	24-3	35	4	1	
Rupp, Mike	2-3	.400	3.38	27	3	0	0	0	53.1	56	29	20	3	2	17-0	45	3	2	
Stewart, Josh	4-6	.400	3.82	12	12	1	0	0	63.2	64	41	27	6	4	28-1	38	3	0	
Ulacia, Dennis	5-3	.625	3.64	10	10	*4	0	0	64.1	57	27	26	2	5	26-1	47	1	0	
Valentine, Joe	5-1	.833	1.01	27	0	0	0	8	44.2	18	7	5	0	1	27-3	50	2	0	
West, Brian	7-12	.368	3.46	28	28	3	#1	0	169.0	179	75	65	11	9	70-2	130	8	0	
Wylie, Mitch	0-1	.000	3.60	1	1	0	0	0	5.0	7	2	2	0	0	1-0	4	0	0	
TOTALS	54-86	.386	3.66	140	140	10	2	27	1243.2	1191	611	506	83	89	532-30	1022	61	5	

*Led League

#Tied For League Lead

MINOR LEAGUES

South Atlantic League Standings

FIRST HALF					SECOND HALF				
Northern Division	W-L	PCT	GB		Northern Division	W-L	PCT	GB	
Lexington (HOU)	50-20	.714	—		Hagerstown (SF)	45-25	.643	—	
Kannapolis (SOX)	47-22	.681	2.5		Lexington (HOU)	42-28	.600	3.0	
Hagerstown (SF)	38-32	.543	12.0		Hickory (PIT)	38-32	.543	7.0	
Greensboro (NYY)	37-33	.529	13.0		Greensboro (NYY)	33-37	.471	12.0	
Delmarva (BAL)	30-40	.429	20.0		Lakewood (PHI)	32-37	.464	12.5	
Hickory (PIT)	29-41	.414	21.0		Delmarva (BAL)	31-39	.443	14.0	
Lakewood (PHI)	28-42	.400	22.0		Charleston-W.Va. (TOR)	30-40	.429	15.0	
Charleston, W. Va. (TOR)	21-47	.309	28.0		Kannapolis (SOX)	29-41	.414	16.0	
Southern Division	W-L	PCT	GB		Southern Division	W-L	PCT	GB	
Augusta (BOS)	42-28	.600	—		Asheville (COL)	41-28	.594	—	
Columbus (CLE)	39-30	.565	2.5		Columbus (CLE)	38-29	.567	2.0	
Macon (ATL)	37-30	.552	3.5		Wilmington (LA)	37-31	.544	3.5	
Wilmington (LA)	38-32	.543	4.0		Macon (ATL)	35-31	.530	4.5	
Capital City (NYM)	30-36	.455	10.0		Charleston-SC (TB)	35-37	.471	8.5	
Charleston-SC (TB)	31-39	.443	11.0		Capital City (NYM)	32-37	.464	9.0	
Savannah (TEX)	29-38	.433	11.5		Augusta (BOS)	32-37	.464	9.0	
Asheville (COL)	27-43	.386	15.0		Savannah (TEX)	25-44	.362	16.0	

Class A Kannapolis Intimidators

BATTER	AVG	G	AB	R	H	TB	2B	3B	HR	RBI	SH	SF	HP	BB	SO	SB	CS	DP	E
Amador, Chris	.196	102	322	42	63	92	8	6	3	28	8	2	8	15	127	29	12	1	10
Calahan, Larry	.154	6	13	1	2	2	0	0	0	2	0	0	0	1	2	0	0	1	0
Ciraco, Darren	.253	111	387	43	98	142	15	7	5	52	1	7	3	25	92	14	11	11	10
Daniel, Steve	.194	57	180	25	35	49	5	3	1	13	0	1	5	23	39	4	3	3	20
Fennell, Jason	.136	10	22	1	3	3	0	0	0	0	0	0	0	3	2	0	0	1	1
Flores, Ralphs	.285	61	186	18	53	63	7	0	1	19	2	3	3	13	39	3	3	6	14
Gillikin, Joe	.240	77	221	27	53	92	11	2	8	35	1	4	6	10	74	3	7	3	6
Hickman, Brian	.263	7	19	1	5	5	0	0	0	2	1	0	1	4	4	0	0	0	3
Ison, Jeremy	.154	20	52	7	8	12	1	0	1	2	1	0	0	6	21	0	0	2	5
Lackaff, John	.246	127	451	68	111	171	21	3	11	65	1	9	15	33	75	24	11	7	10
Lebron, Francisco	.286	35	112	13	32	55	8	0	5	14	0	2	0	16	31	0	1	1	1
Martel, Normand	.281	71	135	15	38	47	2	2	1	7	0	0	2	18	29	7	3	2	2
Quintero, Humberto	.269	80	197	32	53	65	7	1	1	20	8	0	7	8	20	7	3	5	7
Reyes, Guillermo	.279	71	280	49	78	96	8	5	0	26	2	2	2	27	30	29	8	3	11
Rogowski, Casey	.287	130	439	66	126	192	10	3	14	69	0	3	7	62	95	16	8	6	6
Rosa, Wally	.226	98	305	27	69	95	14	0	4	23	4	1	9	13	88	6	6	11	12
Santamarina, Juan	.259	13	27	5	7	18	2	0	3	6	0	0	0	9	0	0	1	4	4
Spidale, Mike	.232	126	431	51	100	108	8	0	0	32	5	4	14	52	65	35	15	8	5
Tapia, Roman	.100	18	30	2	3	5	2	0	0	2	0	0	0	2	17	0	0	0	2
Tellon, Nilson	.190	67	163	20	31	48	6	1	3	8	1	1	1	11	47	2	2	4	2
Wigginton, Derek	.263	114	373	42	98	146	16	4	8	50	2	1	3	23	95	2	6	8	4
TOTALS	.245	139	4345	555	1066	1506	159	37	69	473	39	40	86	373	1001	181	99	84	135

PITCHERS	W-L	PCT	ERA	G	GS	CG	SHO	SV	IP	H	R	ER	HR	HB	BB-I	SO	WP	BK
Allen, Wyatt	4-5	.444	3.16	12	11	2	0	0	62.2	60	29	22	4	5	16-1	45	4	1
Bitner, Tim	0-3	.000	4.43	4	4	0	0	0	20.1	21	18	10	1	4	9-0	15	4	1
Bullard, Jim	3-2	.600	2.98	8	8	1	1	0	45.1	45	18	15	4	3	6-0	26	1	1
Castro, Julio	3-1	.750	2.67	40	0	0	0	4	54.0	46	22	16	3	2	21-6	68	6	1
Ferrand, Dano	9-13	.409	3.06	27	27	3	1	0	162.0	156	67	55	9	11	36-6	111	7	1
Garza, Rolando	1-0	1.000	9.64	9	0	0	0	0	9.1	12	10	10	1	1	9-0	10	1	1
Hollifield, Alec	0-2	.000	10.97	5	3	0	0	0	10.2	22	20	13	2	1	7-1	6	3	0
Hughes, Rocky	0-1	.000	5.08	19	0	0	0	1	28.1	30	16	16	2	0	19-1	21	4	0
Madril, Steve	2-2	.500	2.89	42	2	0	0	2	65.1	68	28	21	3	3	21-3	59	7	1
Malone, Corwin	11-4	.733	2.00	18	18	2	0	0	112.1	83	30	25	2	0	44-3	119	4	1
McWhirter, Kris	7-6	.538	3.09	14	14	2	0	0	90.1	79	37	31	7	4	23-3	91	3	0
Mozingo, Dan	8-4	.667	2.39	37	9	1	0	1	94.0	59	30	25	6	4	43-1	114	8	0
Munoz, Arnaldo	6-3	.667	2.49	#60	0	0	0	12	79.2	41	24	22	2	7	42-2	115	8	4
Murray, Brad	0-0	.000	6.59	9	0	0	0	0	13.2	16	12	10	0	1	7-1	12	3	0
Phillips, Mike	2-7	.222	3.64	14	12	1	0	0	71.2	74	36	29	1	7	18-1	54	1	1
Rohling, Stuart	0-0	.000	9.64	5	0	0	0	0	4.2	6	5	5	1	0	6-0	5	0	0
Smith, Matt	2-3	.400	5.00	20	0	0	0	1	27.0	26	15	15	0	3	26-3	14	5	0
Sweeney, Jim	6-4	.667	2.65	21	16	0	0	0	102.0	83	35	30	4	4	37-3	110	2	0
Tapia, Roman	0-0	.000	0.00	1	0	0	0	0	0.0	0	0	0	0	0	1-0	0	0	0
Uliacia, Dennis	8-1	.889	2.43	15	15	0	0	0	89.0	68	25	24	6	5	36-1	93	1	0
Valentine, Joe	2-2	.500	2.93	30	0	0	0	14	30.2	21	10	10	0	3	10-1	33	1	1
Young, Curtis	0-0	.000	2.70	6	0	0	0	0	6.2	9	12	2	3	2	4-0	7	0	0
TOTALS	76-63	.547	3.10	139	139	12	2	35	1179.2	1025	499	406	61	70	441-37	1128	73	14

MINOR LEAGUES

Appalachian League Standings

West Division	W-L	PCT	GB	East Division	W-L	PCT	GB
Elizabethton (MIN)	41-22	.651	—	Bluefield (BAL)	33-33	.500	—
Bristol (SOX)	38-26	.594	3.5	Martinsville (HOU)	31-37	.456	3.0
Pulaski (TEX)	38-30	.559	5.5	Burlington (CLE)	31-37	.456	3.0
Kingsport (NYM)	31-35	.470	11.5	Danville (ATL)	30-38	.441	4.0
Johnson City (STL)	31-35	.470	11.5	Princeton (TB)	28-39	.418	5.5

Advanced Rookie Bristol White Sox

BATTER	AVG	G	AB	R	H	TB	2B	3B	HR	RBI	SH	SF	HP	BB	SO	SB	CS	DP	E
Callahan, Stephen	.255	18	51	10	13	22	2	2	1	7	0	1	1	11	9	1	1	3	5
Cavin, Jonathan	.318	53	179	24	57	75	7	1	3	19	0	1	4	17	45	2	1	2	4
Cochrane, Mark	.294	6	17	3	5	7	2	0	0	2	0	0	0	1	3	0	0	0	2
Encarnacion, Julio	.211	26	76	11	16	25	3	0	2	12	1	0	1	0	31	2	0	2	2
Hilario, Enderson	.298	25	84	8	25	36	11	0	0	11	0	0	2	2	14	0	0	4	1
Huson, Tim	.182	49	148	23	27	38	5	0	2	9	2	0	3	24	67	2	4	0	11
Ison, Jeremy	.260	29	96	12	25	40	9	0	2	12	1	0	1	9	32	0	1	2	4
Ivy, Bjorn	.199	56	156	30	31	39	4	2	0	11	3	0	3	25	47	18	3	1	2
Lisk, Charles	.286	12	35	7	10	11	1	0	0	6	0	1	1	5	12	3	0	1	0
Luna, Leonardo	.171	16	41	4	7	7	0	0	0	1	3	1	1	0	15	3	2	0	5
Molina, Gustavo	.279	46	165	18	46	61	9	0	2	24	1	3	5	9	26	3	1	2	7
Monegan, Anthony	.277	54	188	35	52	62	5	1	1	17	1	3	1	21	58	21	8	1	4
Morse, Michael	.233	56	176	23	41	66	7	3	4	26	0	0	9	17	54	6	2	4	14
Reyes, Julio	.242	56	194	18	47	78	10	0	7	37	0	2	4	6	47	1	2	7	2
Salvesen, Matthew	.000	2	8	0	0	0	0	0	0	0	0	0	0	4	0	0	0	0	0
Salvo, Andrew	.295	62	210	36	62	82	11	0	3	34	0	3	6	27	23	14	6	4	10
Santamarina, Juan	.259	10	27	4	7	13	1	1	1	3	0	0	0	7	8	0	1	0	6
Santana, Mayobanex	.266	41	143	26	38	54	5	1	3	15	0	1	1	8	36	2	1	1	4
TOTALS	.255	64	1994	292	509	716	92	11	31	246	12	16	43	189	531	78	33	34	83

PITCHERS	W-L	PCT	ERA	G	GS	CG	SHO	SV	IP	H	R	ER	HR	HB	BB-I	SO	WP	BK
Asencio, Dalmiro	0-1	.000	4.91	6	3	0	0	0	18.1	24	10	10	3	2	4-1	6	2	1
Blitner, Tim	#6-1	.857	1.10	8	8	1	1	0	49.0	34	14	6	0	4	12-0	53	4	2
Bullard, Jim	1-2	.333	3.05	4	4	1	0	0	20.2	20	12	7	4	0	1-0	31	3	0
Dobyns, Heath	2-0	1.000	3.63	13	0	0	0	1	17.1	21	9	7	1	1	3-0	15	2	0
Fields, Josh	3-1	.750	3.62	17	0	0	0	2	32.1	32	21	13	2	1	8-1	34	2	0
Fryson, Andrew	1-0	1.000	3.00	2	2	0	0	0	12.0	11	5	4	0	1	2-0	5	0	0
Garza, Rolando	0-1	.000	7.04	5	0	0	0	0	7.2	9	6	6	2	0	10-0	4	5	0
Hollifield, Alec	2-1	.667	4.73	4	2	0	0	0	13.1	19	7	7	0	0	4-0	15	0	0
Honel, Kristopher	2-3	.400	3.13	8	8	0	0	0	46.0	41	19	16	4	1	9-0	45	3	0
Hooker, Jon	2-2	.500	5.65	16	0	0	0	2	28.2	27	24	18	3	1	14-2	34	7	1
Lubisich, Nik	5-2	.714	2.83	11	11	#2	1	0	70.0	65	26	22	2	2	12-0	49	0	2
Martinez, Dan	3-1	.750	1.38	18	0	0	0	6	26.0	21	8	4	0	2	11-0	24	4	0
Olivo, Rigal	1-4	.200	3.95	11	6	0	0	0	41.0	41	22	18	4	7	11-0	40	1	1
Patten, Scott	3-4	.429	5.46	12	12	1	0	0	61.0	67	42	37	*12	7	21-1	43	7	0
Smith, Matt	1-0	1.000	4.50	4	0	0	0	2	8.0	4	4	4	0	2	5-1	6	2	0
Szado, Craig	2-3	.400	3.05	15	8	0	0	1	56.0	52	23	19	3	1	12-0	56	1	0
Wing, Ryan	1-0	1.000	9.00	1	0	0	0	0	1.0	1	1	1	0	0	0-0	2	2	0
Young, Curtis	3-0	1.000	6.75	10	0	0	0	1	13.1	17	12	10	1	1	9-1	14	1	0
TOTALS	38-26	.594	3.61	64	64	5	2	15	521.2	506	265	209	41	33	148-7	476	46	7

*Led League #Tied For League Lead

White Sox 2001 Organization Players Of The Month

April	Dennis Ulacia (Kannapolis)
May	Corwin Malone (Kannapolis)
June	Corwin Malone (Kannapolis)
July	Mitch Wylie (Birmingham)
August	Joe Borchard (Birmingham)

Arizona League Standings

FIRST HALF				SECOND HALF			
Team	W-L	PCT	GB	Team	W-L	PCT	GB
Mariners (SEA)	18-10	.643	—	Athletics (OAK)	20-8	.714	—
Brewers (MIL)	16-12	.571	2.0	Mariners (SEA)	16-12	.571	4.0
Giants (SF)	15-13	.536	3.0	Giants (SF)	14-14	.500	6.0
Athletics (OAK)	15-13	.536	3.0	White Sox (SOX)	13-15	.464	7.0
Cubs (CUBS)	14-14	.500	4.0	Cubs (CUBS)	12-16	.429	8.0
White Sox (SOX)	10-18	.357	8.0	Angels (ANA)	12-16	.429	8.0
Angels (ANA)	10-18	.357	8.0	Brewers (MIL)	11-17	.393	9.0

Rookie Phoenix

BATTER	AVG	G	AB	R	H	TB	2B	3B	HR	RBI	SH	SF	HP	BB	SO	SB	CS	DP	E
Aybar, Francisco	.265	46	162	23	43	58	11	2	0	17	1	2	2	12	41	7	2	3	5
Bounds, Brandon	.239	37	113	13	27	38	4	2	1	4	1	0	0	10	33	2	1	1	9
Cochrane, Mark	.275	21	51	6	14	16	2	0	0	7	0	0	0	11	11	0	1	2	0
Davis, Tyrel	.243	43	140	11	34	40	4	1	0	11	2	1	2	10	37	1	3	5	2
Gomez, Raul	.229	39	131	8	30	41	7	2	0	16	0	1	0	19	42	1	2	3	16
Gonzalez, Andy	.323	48	189	33	61	96	18	1	5	30	0	0	3	15	36	13	2	5	22
Hickman, Brian	.127	23	55	8	7	9	2	0	0	2	0	0	5	8	17	0	0	1	2
Hilario, Enderson	.167	3	12	1	2	3	1	0	0	0	0	0	0	1	1	0	0	0	1
Koslowski, Kasey	.238	43	147	17	35	39	4	0	0	9	2	0	1	13	22	3	2	1	3
Labron, Freddie	.233	39	120	22	28	36	8	0	0	13	0	1	4	11	29	7	1	1	5
Lee, Carlos	.278	23	90	14	25	34	3	0	2	18	0	0	3	3	4	2	0	3	5
Lopez, Pedro	.312	50	199	26	62	82	11	3	1	19	3	2	0	16	24	12	6	4	19
Luna, Leonardo	.243	28	103	12	25	33	4	2	0	14	4	0	0	5	14	1	4	5	17
Moreno, Alberto	.138	17	29	2	4	5	1	0	0	2	0	0	0	1	16	1	0	0	2
Terrero, Wandy	.400	13	30	3	12	13	1	0	0	3	0	0	0	3	3	0	1	0	1
Webster, Anthony	.307	55	225	38	69	92	9	7	0	30	5	3	1	9	33	18	7	4	4
Young, Eddie	.200	43	145	22	29	34	5	0	0	13	0	0	6	11	42	8	3	0	5
TOTALS	.261	56	1941	259	507	669	95	20	9	208	18	10	27	158	405	76	35	38	118

PITCHERS	W-L	PCT	ERA	G	GS	CG	SHO	SV	IP	H	R	ER	HR	HB	BB-I	SO	WP	BK
Asencio, Domingo	2-1	.667	2.44	7	7	0	0	0	48.0	45	23	13	*5	2	8-0	29	0	1
Cruz, Ramon	1-2	.333	1.11	6	5	0	0	0	24.1	15	6	3	1	0	3-0	21	0	0
Dowdy, Justin	5-3	.625	3.74	18	1	0	0	1	43.1	46	26	18	0	3	8-0	46	0	0
Fryson, Andrew	0-3	.000	3.09	8	6	0	0	0	23.1	29	14	8	0	0	3-0	23	2	0
Haeger, Charles	0-3	.000	6.39	13	4	0	0	0	31.0	44	29	22	2	1	17-0	17	4	1
Honel, Kris	2-0	1.000	1.80	3	1	0	0	0	10.0	9	3	2	0	1	3-0	8	0	0
Jones, Alvin	0-3	.000	12.63	11	2	0	0	0	20.2	25	34	29	0	5	26-0	19	13	0
Kirkland, Aaron	0-2	.000	0.40	29	0	0	0	*13	45.1	25	5	2	1	3	4-4	62	1	0
Morales, Ruddy	3-2	.600	2.48	6	5	0	0	0	29.0	31	15	8	2	1	6-0	26	0	2
Ortega, Carlos	2-0	1.000	2.45	4	0	0	0	0	11.0	10	3	3	0	0	0-0	13	0	0
Perez, Armando	3-3	.500	2.98	15	5	#1	#1	0	*63.1	56	27	21	1	2	23-2	44	6	1
Reed, Ryan	4-4	.500	3.10	13	13	0	0	0	58.0	56	46	20	2	10	34-0	53	6	3
Reynoso, Paulino	0-2	.000	3.66	15	3	0	0	1	39.1	41	27	16	1	4	13-1	31	5	1
Stumm, Jason	0-2	.000	2.25	4	4	0	0	0	12.0	6	4	3	0	1	5-0	12	0	1
Zorrilla, Reinaldo	1-3	.250	4.18	25	0	0	0	1	32.1	35	20	15	2	3	9-0	25	4	1
TOTALS	23-33	.411	3.35	56	56	1	1	16	491.0	473	282	183	17	36	162-7	429	41	11

*Led League #Tied For League Lead

White Sox Dominican Academy

The Chicago White Sox Dominican Academy is located in Moca, Dominican Republic in the Cibao region near Santiago. Since the academy opened in December 1998, the White Sox have signed 35 players from the Dominican. Denny Gonzalez, a former major-league infielder with the Pittsburgh Pirates, scouts and runs the academy. Gonzalez is assisted by 20 full-time staff members who handle the accounting, groundskeeping, cooking, equipment as well as general upkeep of the complex. In addition to running camps throughout the year, the White Sox field a team in the Dominican Summer League.

2001 Minor League Hitting Statistics

BATTER	CLUB	AVG	G	AB	R	H	TB	2B	3B	HR	RBI	SH	SF	HP	BB	SO	SB	CS	E
Ácevas, Jon	Birmingham	.222	12	36	5	8	15	1	0	2	6	1	1	1	2	13	0	0	3
	Winston-Salem	.214	70	220	33	47	77	8	2	6	27	4	3	5	24	65	2	0	10
	Totals	.215	82	256	38	55	92	9	2	8	33	5	4	6	26	78	2	0	13
Asbby, Chris	Charlotte	.228	62	197	21	45	61	8	1	2	12	2	0	0	16	39	2	2	1
	Winston-Salem	.254	127	402	46	102	156	30	3	6	35	10	2	10	21	113	7	10	10
Aspto, Jason	White Sox	.265	46	162	23	43	58	11	2	0	17	1	2	2	12	41	7	2	5
Baines, Harold	Charlotte	.000	2	8	0	0	0	0	0	0	0	0	0	0	0	1	0	0	0
Barry, Jeff	Charlotte	.122	13	41	6	5	6	1	0	0	2	0	2	1	5	7	0	0	0
Battersby, Eric	Birmingham	.253	133	438	69	111	174	19	1	14	67	4	9	3	80	87	6	4	7
Berger, Matt	Winston-Salem	.259	70	239	20	62	97	18	1	5	24	2	3	5	20	74	0	3	11
Borchar, Joe	Birmingham	.295	133	515	95	152	262	27	1	27	98	0	5	10	67	158	5	4	12
Bounds, Brandt	White Sox	.239	37	113	13	27	38	4	2	1	4	1	0	0	10	33	2	1	9
Bravo, Danny	Charlotte	.190	39	126	11	24	35	2	0	3	13	2	0	0	7	16	1	1	3
	Birmingham	.292	42	168	22	49	71	12	2	2	22	1	0	1	17	17	3	2	6
	Totals	.248	81	294	33	73	106	14	2	5	35	3	0	1	24	33	4	3	9
Calahan, Larry	Winston-Salem	.250	13	44	5	11	16	2	0	1	11	2	1	1	4	8	0	2	5
Callahan, Stephen	Bristol	.255	18	51	10	13	22	2	2	1	7	0	1	1	11	9	1	1	5
Caradonna, Brett	Birmingham	.000	1	1	0	0	0	0	0	0	0	0	0	0	0	0	0	0	0
	Winston-Salem	.235	104	345	34	81	103	14	1	2	25	3	4	5	29	66	7	7	7
	Totals	.234	105	346	34	81	103	14	1	2	25	3	4	5	29	66	7	7	7
Gavin, Jonathan	Bristol	.317	54	183	24	58	76	7	1	3	21	0	2	4	17	45	3	1	4
Christensen, McKay	Charlotte	.275	69	273	53	75	123	15	6	7	25	4	3	2	30	52	17	3	3
Cochrane, Mark	Bristol	.294	6	17	3	5	7	2	0	0	2	0	0	0	1	3	0	0	3
	White Sox	.275	21	51	6	14	16	2	0	0	7	0	0	0	11	11	0	1	0
	Totals	.279	27	68	9	19	23	4	0	0	9	0	0	0	12	14	0	1	2
Crede, Joe	Charlotte	.276	124	463	67	128	215	34	1	17	65	1	3	7	46	88	2	1	20
Dalesandro, Mark	Charlotte	.260	75	262	16	68	98	18	0	4	23	3	3	3	6	24	0	1	2
	White Sox	.243	43	140	11	34	40	4	1	0	11	2	1	2	10	37	1	3	2
Dellaero, Jason	Charlotte	.178	115	377	32	67	110	10	0	11	28	8	0	2	17	113	4	4	15
Durham, Chad	Winston-Salem	.254	133	528	56	134	164	16	4	2	38	9	6	3	43	92	50	22	8
Encarnacion, Julio	Bristol	.211	26	76	11	16	25	3	0	0	12	1	0	1	0	31	2	0	2
Fennell, Jason	Winston-Salem	.189	63	175	17	33	38	5	0	0	14	0	0	3	18	33	1	1	6
Flores, Ralph	Winston-Salem	.200	25	80	5	16	16	0	0	0	6	0	0	0	4	14	1	1	4
Garcia, Amaury	Charlotte	.237	34	118	9	28	34	4	1	0	7	4	0	1	7	26	4	0	3
Garcia, Tony	Birmingham	.143	2	7	1	1	4	0	0	1	1	0	0	0	0	3	0	0	0
	Winston-Salem	.223	63	206	12	45	61	6	3	1	18	1	2	7	7	45	4	4	3
	Totals	.221	65	213	13	47	65	6	3	2	19	1	2	7	7	48	4	4	3
Gomez, Andy	White Sox	.229	39	131	8	30	41	7	2	0	16	0	1	0	19	42	1	2	16
Gonzalez, Randy	White Sox	.323	48	189	33	61	96	18	1	5	30	0	0	3	15	36	13	2	22
Gubanich, Dreighton	Charlotte	.246	32	114	19	28	52	3	0	7	19	0	2	0	13	32	0	0	3
Hankins, Ryan	Winston-Salem	.267	108	389	54	104	175	26	0	15	58	0	1	7	57	76	4	5	12
Hardtke, Jason	Charlotte	.260	57	208	33	54	98	14	0	10	25	2	0	4	18	27	2	1	1
Heintz, Chns	Charlotte	.100	5	10	1	1	2	1	0	0	1	0	1	0	0	3	0	0	0
	Birmingham	.235	37	119	14	28	42	8	0	2	8	2	1	2	10	23	0	2	4
	Totals	.225	42	129	15	29	44	9	0	2	9	2	2	2	10	26	0	2	4
Hickman, Brian	White Sox	.127	23	55	8	7	9	2	0	0	2	0	0	5	8	17	0	0	2
Hilaro, Enderson	Bristol	.292	26	89	9	25	37	11	0	0	11	0	0	2	2	14	0	0	1
	White Sox	.167	3	12	1	2	3	1	0	0	0	0	0	0	1	1	0	0	1
	Totals	.277	29	101	10	28	40	12	0	0	11	0	0	2	3	15	0	0	2
Hummel, Tim	Birmingham	.290	134	524	83	152	218	33	6	7	63	8	10	5	62	69	14	3	26
Huson, Tim	Bristol	.183	50	153	23	28	39	5	0	2	9	2	0	3	24	68	2	4	11
Inglis, Jeff	Charlotte	.272	128	481	66	131	240	25	6	24	75	0	3	6	43	103	3	4	4
Ingram, Darron	Birmingham	.263	136	514	77	135	243	34	4	22	91	0	8	4	52	186	6	6	2
Ison, Jeremy	Bristol	.260	29	96	12	25	40	9	0	2	12	1	0	1	9	32	0	1	4
Ivy, Bo	Bristol	.199	56	156	30	31	39	4	2	0	11	3	0	3	25	47	16	3	2
	Charlotte	.444	7	18	1	8	10	2	0	0	4	1	0	1	0	0	0	1	0
	Birmingham	.257	43	148	13	38	53	9	0	2	11	0	0	1	9	28	0	0	3
Johnson, Adam	Totals	.277	50	166	14	46	63	11	0	2	15	1	0	2	9	28	0	1	3
	Charlotte	.270	55	196	24	53	74	5	2	4	24	2	1	0	28	34	2	1	4
Johnson, Mark	Winston-Salem	.000	14	1	0	0	0	0	0	0	0	0	0	0	1	0	0	0	0
Kane, Kyle	White Sox	.238	43	147	17	35	39	4	0	0	9	2	0	1	13	22	3	2	3
Lebron, Freddie	White Sox	.233	39	120	22	28	36	8	0	0	13	0	1	4	11	29	7	1	5
Lee, Carlos	White Sox	.278	23	90	14	25	34	3	0	2	18	0	0	3	3	4	2	0	5
Liefer, Jeff	Charlotte	.286	32	119	23	34	59	7	0	6	21	0	1	4	15	41	3	1	3
Lisk, Charles	Bristol	.289	13	38	8	11	12	1	0	0	6	0	1	1	7	14	3	0	0
Lopez, Pedro	White Sox	.312	50	199	26	62	82	11	3	1	19	3	2	0	16	24	12	6	19

BATTER	CLUB	AVG	G	AB	R	H	TB	2B	3B	HR	RBI	SH	SF	HP	BB	SO	SB	CS	E
Luna, Leonardo	Bristol	.196	17	46	6	9	9	0	0	0	1	3	1	1	0	15	3	2	6
	White Sox	.243	28	103	12	25	33	4	2	0	14	4	0	0	5	14	1	4	17
	Totals	.228	45	149	18	34	42	4	2	0	15	7	1	1	5	29	4	6	23
Merriman, Terrell	Winston-Salem	.104	17	48	4	5	5	0	0	0	1	0	0	0	9	17	4	0	1
Miles, Aaron	Birmingham	.259	84	343	53	89	135	16	3	8	42	3	3	2	26	35	3	5	6
Mitchell, Derek	Birmingham	.211	82	237	37	50	66	8	1	2	21	8	4	3	34	68	5	4	17
Molina, Gustavo	Bristol	.283	46	166	18	47	62	9	0	2	24	1	3	5	9	26	3	1	7
Monegan, Anthony	Bristol	.286	55	192	37	55	68	6	2	1	19	1	3	1	22	59	22	8	4
	Bristol	.227	57	181	23	41	66	7	3	4	27	0	0	9	17	57	6	2	14
Muro, Robert	Winston-Salem	.246	96	354	39	87	148	25	0	12	54	0	1	9	47	71	4	4	15
Nicholson, Tommy	Winston-Salem	.245	138	477	46	117	147	22	1	2	40	10	3	5	42	97	10	14	14
Oborn, Spencer	Winston-Salem	.274	120	402	54	110	148	25	2	3	37	11	3	2	20	64	13	3	7
Olivo, Miguel	Birmingham	.259	93	316	45	82	149	23	1	14	55	5	3	7	37	62	6	3	9
	Birmingham	.000	20	1	0	0	0	0	0	0	0	0	0	0	0	0	0	0	0
Paul, Josh	Charlotte	.280	22	75	11	21	37	4	0	4	14	1	1	0	7	18	0	0	0
Pena, Amaury	Winston-Salem	.181	62	127	9	23	33	5	1	1	12	1	1	4	11	45	4	6	4
Prieto, Rick	Charlotte	.231	11	26	4	6	6	0	0	0	1	1	0	0	6	6	0	0	1
	Birmingham	.240	92	313	51	75	107	12	4	4	34	4	1	3	52	47	9	6	7
	Totals	.239	103	339	55	81	113	12	4	4	35	5	1	3	58	53	9	6	8
Quintero, Humberto	Birmingham	.211	5	19	0	4	4	0	0	0	2	0	0	1	0	2	0	0	1
	Winston-Salem	.240	43	154	15	37	43	6	0	0	12	2	3	2	5	19	9	3	3
	Totals	.238	48	173	15	41	47	6	0	0	14	2	3	3	5	21	9	3	4
Rafael, Albert	White Sox	.137	17	29	2	4	5	1	0	0	2	0	0	0	1	16	1	0	2
Ramirez, Julio	Charlotte	.216	88	319	36	69	106	11	1	8	25	2	1	2	20	80	15	6	8
Reyes, Guillermo	Winston-Salem	.208	59	216	24	45	51	4	1	0	24	4	1	5	14	33	16	4	18
Reyes, Julio	Bristol	.251	57	199	19	50	85	11	0	8	38	0	2	4	6	47	1	2	2
Rodriguez, Liu	Charlotte	.281	118	444	53	129	154	25	0	0	37	11	3	3	41	60	7	4	14
Rowand, Aaron	Charlotte	.295	82	329	54	97	173	28	0	16	48	2	1	9	21	47	6	2	6
Rumfield, Toby	Charlotte	.272	121	463	49	126	214	28	0	20	69	1	3	5	28	64	0	0	6
Salvesen, Matt	Bristol	.000	2	8	0	0	0	0	0	0	0	0	0	0	4	0	0	0	0
Salvo, Andrew	Bristol	.297	63	212	37	63	84	12	0	3	35	0	3	6	27	23	14	6	10
Sandoval, Danny	Birmingham	.281	58	203	24	57	66	7	1	0	29	6	3	1	17	26	17	4	9
	Winston-Salem	.273	48	176	25	48	68	11	0	3	14	6	2	3	11	31	11	2	16
	Totals	.277	106	379	49	105	134	18	1	3	43	12	5	4	28	57	28	6	25
Santamarina, Juan	Winston-Salem	.200	17	60	9	12	20	2	0	2	8	1	0	0	3	16	0	0	7
	Bristol	.259	10	27	4	7	13	1	1	1	3	0	0	0	7	8	0	1	6
	Totals	.218	27	87	13	19	33	3	1	3	11	1	0	0	10	24	0	1	13
Santana, Mayobanex	Bristol	.269	42	145	27	39	55	5	1	3	16	0	1	1	8	36	2	1	4
Saunders, Chris	Charlotte	.205	12	39	3	8	15	1	0	2	3	0	0	1	5	7	0	0	2
	Birmingham	.294	118	442	74	130	193	33	0	10	68	0	7	8	60	85	4	1	15
	Totals	.287	130	481	77	138	208	34	0	12	71	0	7	9	65	92	4	1	17
Suarez, Luis	Birmingham	.118	6	17	4	2	4	2	0	0	2	0	0	1	1	6	0	0	1
	Winston-Salem	.133	6	15	0	2	3	1	0	0	1	0	0	0	0	7	0	0	0
	Totals	.125	12	32	4	4	7	3	0	0	3	0	0	1	1	13	0	0	1
Terrero, Wendy	White Sox	.400	13	30	3	12	13	1	0	0	3	0	0	0	3	3	0	0	1
Valenzuela, Mario	Charlotte	.261	49	176	19	46	85	7	1	10	26	1	4	1	8	34	2	0	4
	Birmingham	.290	88	341	50	99	158	17	3	12	53	3	6	2	21	61	4	5	7
	Totals	.280	137	517	69	145	243	24	4	22	79	4	10	3	29	95	6	5	11
Webster, Anthony	White Sox	.307	55	225	38	69	92	9	7	0	30	5	3	1	9	33	18	7	4
Young, Eddie	White Sox	.200	43	145	22	29	34	5	0	0	13	0	0	6	11	42	8	3	5

White Sox 2001 Minor-League All-Stars

Charlotte

Kirk Champion (Pitching Coach)
Aaron Rowand (Midseason)

Birmingham

Edwin Almonte (Midseason, Postseason, Double-A)
Joe Borchard (Midseason MVP, Postseason, Double-A, Futures Game)
Matt Guerrier (Midseason)
Tim Hummel (Midseason)

Winston-Salem

Ryan Hankins (Midseason, Postseason)

Kannapolis

Razor Shines (Midseason Manager)
Corwin Malone (Midseason, Postseason)
Humberto Quintero (Midseason)
Guillermo Reyes (Midseason)
Casey Rogowski (Midseason)
Jim Sweeney (Midseason)
Dennis Ulacia (Midseason)
Joe Valentine (Midseason)

Phoenix

Jerry Hairston (Manager of the Year)
Andy Gonzalez (Postseason)
Aaron Kirkland (Postseason)
Anthony Webster (Postseason)

2001 Minor League Pitching Statistics

PITCHER	CLUB	W-L	PCT	ERA	G	GS	CG	SHO	SV	IP	H	R	ER	HR	HB	BB-I	SO	WP	BK
Almonte, Edwin	Birmingham	1-4	.200	1.49	54	0	0	0	36	66.1	58	16	11	4	0	16-4	82	2	0
Asencio, Dalmiro	Bristol	0-1	.000	4.91	6	3	0	0	0	18.1	24	10	3	2	4-1	6	2	1	
Asencio, Domingo	White Sox	2-1	.667	2.44	7	7	0	0	0	48.0	45	23	13	5	2	8-0	29	0	1
Bajenaru, Jeff	Birmingham	0-0	.000	0.00	2	0	0	0	0	4.1	4	0	0	0	0	3-0	5	1	0
	Winston-Salem	2-4	.333	3.35	35	0	0	0	10	40.1	32	16	5	3	1	21-2	51	3	1
	Totals	2-4	.333	3.02	37	0	0	0	10	44.2	36	16	5	3	1	24-2	56	4	1
Baldwin, James	Charlotte	1-0	1.000	5.25	2	2	0	0	0	12.0	12	7	7	2	0	2-0	11	0	0
Baptist, Travis	Charlotte	2-5	.286	5.14	33	9	0	0	3	61.1	74	38	35	8	2	19-2	43	2	4
	Birmingham	1-4	.200	1.93	10	3	0	0	2	37.1	37	16	8	0	4	9-3	42	3	0
	Totals	3-9	.250	3.92	43	12	0	0	5	98.2	111	54	43	8	6	28-5	85	5	4
Barcelo, Lorenzo	Charlotte	1-0	1.000	5.40	2	0	0	0	0	5.0	6	3	3	2	0	1-1	5	0	0
Beaumont, Matt	Birmingham	1-0	1.000	18.00	4	0	0	0	0	4.0	8	8	8	1	1	2-0	3	2	0
Bittner, Tim	Bristol	6-1	.857	1.10	8	8	1	1	0	49.0	34	14	8	0	4	12-0	53	4	2
Bohannon, Brad	Birmingham	3-5	.375	5.65	29	0	0	0	0	51.0	61	36	32	9	3	21-2	25	2	0
	Winston-Salem	2-1	.667	1.73	23	0	0	0	5	36.1	33	10	7	0	1	10-3	33	2	0
	Totals	5-6	.455	4.02	52	0	0	0	5	87.1	94	46	39	9	4	31-3	58	4	0
Bullard, Jim	Bristol	1-2	.333	3.05	4	4	1	0	0	20.2	20	12	7	4	0	1-0	31	3	0
Bullinger, Kirk	Charlotte	0-3	.000	3.58	36	1	0	0	5	50.1	44	23	20	5	4	21-6	34	3	0
Corbin, Archie	Charlotte	6-7	.462	3.14	58	0	0	0	4	77.1	58	29	27	3	6	54-6	64	13	0
Cruz, Ramon	White Sox	1-2	.333	1.11	6	5	0	0	0	24.1	15	6	3	1	0	3-0	21	0	0
Curren, Joe	Charlotte	1-0	1.000	0.00	1	0	0	0	0	3.0	4	0	0	0	0	0-0	3	0	0
	Winston-Salem	3-3	.500	4.81	33	0	0	0	1	48.2	46	27	26	5	3	19-0	44	1	0
	Totals	4-3	.571	4.53	34	0	0	0	1	51.2	50	27	26	5	3	19-0	47	1	0
Dobyns, Heath	Bristol	2-0	1.000	3.63	13	0	0	0	1	17.1	21	9	7	1	1	3-0	15	2	0
Dowdy, Justin	White Sox	5-3	.625	3.74	18	1	0	0	1	43.1	46	26	18	0	3	8-0	46	0	0
Fields, Josh	Bristol	3-1	.750	3.67	18	0	0	0	2	34.1	34	22	14	3	2	8-1	37	2	0
Fischer, Eric	Winston-Salem	3-13	.188	5.31	25	22	0	0	0	23.2	144	87	73	9	10	4-17	84	3	0
Fogg, Josh	Charlotte	4-7	.364	4.79	40	16	0	0	4	114.2	129	68	61	19	4	30-1	89	4	0
Freeman, Kai	Birmingham	5-3	.625	5.08	28	10	0	0	0	83.1	100	53	47	4	9	33-2	38	4	0
Fryson, Andrew	Bristol	2-0	1.000	2.50	3	3	0	0	0	18.0	17	6	5	0	1	3-0	11	0	0
	White Sox	0-3	.000	3.09	8	6	0	0	0	23.1	29	14	8	0	0	3-0	23	2	0
	Totals	2-3	.400	2.83	11	9	0	0	0	41.1	46	20	13	0	1	6-0	34	2	0
Garland, Jon	Charlotte	0-3	.000	2.73	5	5	1	0	0	33.0	31	10	10	1	1	11-1	26	0	0
Garza, Rolando	Bristol	0-1	.000	7.04	5	0	0	0	0	7.2	9	6	6	2	0	10-0	4	5	0
Ginter, Matt	Charlotte	2-3	.400	2.59	22	10	0	0	0	76.1	62	26	22	3	7	24-4	67	5	0
Glover, Gary	Charlotte	2-1	.667	1.88	6	6	1	1	0	38.1	21	8	8	3	1	5-0	29	0	0
Guerrier, Matt	Charlotte	7-1	.875	3.54	12	12	3	0	0	81.1	75	33	32	7	4	18-0	43	2	0
	Birmingham	11-3	.786	3.10	15	15	1	1	0	98.2	85	42	34	8	5	32-1	75	5	0
	Totals	18-4	.818	3.30	27	27	4	1	0	180.0	160	75	66	15	9	50-1	118	7	0
Haeger, Charlie	White Sox	0-3	.000	6.39	13	4	0	0	0	31.0	44	29	22	2	1	17-0	17	4	1
Hasselhoff, Derek	Charlotte	6-1	.857	2.03	34	0	0	0	6	44.1	29	14	10	4	0	12-2	41	0	1
Hollifield, Alec	Winston-Salem	0-8	.000	4.97	9	9	0	0	0	41.2	53	29	23	3	3	21-1	28	0	1
	Bristol	2-1	.667	4.73	4	2	0	0	0	13.1	19	7	7	0	0	4-0	15	0	0
	Totals	2-9	.182	4.91	13	11	0	0	0	55.0	72	36	30	3	3	25-1	43	0	1
Honel, Kris	Bristol	2-3	.400	3.13	8	8	0	0	0	46.0	41	4	19	16	2	19-0	45	3	0
	White Sox	2-0	1.000	1.80	3	1	0	0	0	10.0	9	3	2	0	1	3-0	8	0	0
	Totals	4-3	.571	2.89	11	9	0	0	0	56.0	50	22	18	4	2	12-0	53	3	0
Hooker, Jon	Bristol	2-2	.500	5.46	17	0	0	0	2	29.2	27	24	18	3	1	14-2	35	7	1
Hughes, Rocky	Winston-Salem	1-0	1.000	1.93	16	0	0	0	1	28.0	20	8	6	1	0	16-3	19	0	0
Johnson, Adam	Birmingham	0-0	.000	0.00	1	0	0	0	0	1.0	1	0	0	0	0	0-0	1	0	0
Jones, Alvin	White Sox	0-3	.000	12.63	11	2	0	0	0	20.2	25	34	29	0	5	26-0	19	13	0
Juden, Jeff	Charlotte	5-5	.500	3.32	12	11	1	0	0	65.0	44	34	24	5	2	46-0	63	2	1
Kane, Kyle	Charlotte	0-0	.000	6.00	1	1	0	0	0	3.0	4	2	2	0	0	1-0	0	0	0
	Birmingham	2-1	.667	1.85	26	0	0	0	3	34.0	20	9	7	1	3	6-1	43	6	0
	Winston-Salem	1-0	1.000	2.08	14	0	0	0	1	21.2	10	5	5	1	3	8-0	32	0	0
	Totals	3-1	.750	2.15	41	1	0	0	4	58.2	34	16	14	2	6	15-1	75	6	0
Kirkland, Aaron	White Sox	0-2	.000	0.40	29	0	0	0	13	45.1	25	5	2	1	3	4-4	62	1	0
Lantigua, Delvis	Birmingham	4-0	1.000	3.71	7	7	2	1	0	43.2	40	19	18	2	0	18-0	34	2	0
	Winston-Salem	8-6	.571	3.06	22	19	1	1	0	120.2	92	46	41	7	7	58-1	113	8	0
	Totals	12-6	.667	3.23	29	26	3	2	0	164.1	132	65	59	9	7	76-1	147	10	0
Lopez, Juan	Winston-Salem	0-1	.000	3.93	26	0	0	0	0	36.2	34	23	16	3	7	21-1	37	6	0
Lowe, Sean	Charlotte	1-1	.500	4.50	2	2	0	0	0	10.0	9	6	5	0	1	2-0	8	0	0
Lubisch, Nik	Bristol	5-2	.714	2.83	11	11	2	1	0	70.0	65	26	22	2	2	12-0	49	0	2
Majewski, Gary	Winston-Salem	4-2	.667	2.93	9	6	1	0	0	43.0	42	15	14	3	6	10-0	31	1	0
Malone, Corwin	Birmingham	2-0	1.000	2.33	4	4	0	0	0	19.1	8	5	5	2	1	12-0	20	1	0
	Winston-Salem	0-1	.000	1.72	5	5	0	0	0	36.2	25	10	7	1	0	10-1	38	0	0
	Totals	2-1	.667	1.93	09	9	0	0	0	56.0	33	15	12	3	1	22-1	58	1	0
Martinez, Dan	Bristol	3-1	.750	1.38	18	0	0	0	6	26.0	21	8	4	0	2	11-0	24	4	0

PITCHER	CLUB	W-L	PCT	ERA	G	GS	CG	SHO	SV	IP	H	R	ER	HR	HS	BB-I	SO	WP	BK
Masaoka, Onan	Charlotte	0-1	.000	4.30	14	0	0	0	5	14.2	11	8	7	2	1	5-0	22	0	0
McDaniel, Denny	Birmingham	1-2	.333	7.71	18	0	0	0	0	21.0	30	18	2	2	2	9-0	13	1	0
McDaniel, Denny	Winston-Salem	1-3	.250	2.93	32	0	0	0	0	46.0	43	18	15	1	1	21-3	25	6	0
Totals		2-5	.286	4.43	50	0	0	0	0	67.0	73	36	33	3	3	30-3	38	7	0
McWhirter, Kris	Winston-Salem	2-3	.400	5.34	13	10	0	0	0	57.1	60	39	34	7	5	25-1	49	1	0
Mendoza, Geronimo	Charlotte	5-8	.385	4.95	17	15	0	0	0	96.1	103	57	53	16	1	31-2	68	6	0
	Birmingham	5-4	.556	5.06	12	12	0	0	0	69.1	84	51	39	7	2	28-0	38	3	0
Totals		10-12	.455	5.00	29	27	0	0	0	165.2	187	108	92	23	3	59-2	106	9	0
Morales, Ruddy	White Sox	3-2	.600	2.48	6	5	0	0	0	29.0	31	15	6	2	1	6-0	26	0	2
Mozingo, Dan	Winston-Salem	0-3	.000	11.91	3	3	0	0	0	11.1	21	19	15	3	2	6-0	17	2	0
Murray, Brad	Winston-Salem	3-2	.600	1.98	32	0	0	0	0	50.0	42	13	11	1	3	30-5	30	2	0
Olivo, Rigal	Winston-Salem	0-0	.000	4.73	8	0	0	0	1	13.1	16	9	7	2	0	3-0	9	3	0
	Bristol	1-4	.200	3.95	11	6	0	0	0	41.0	41	22	18	4	7	11-0	40	1	1
Totals		1-4	.200	4.14	19	6	0	0	1	54.1	57	31	25	6	7	14-0	49	4	1
Ortega, Carlos	Winston-Salem	0-3	.000	4.79	10	5	0	0	0	40.0	43	23	21	5	7	10-0	33	2	0
	White Sox	2-0	1.000	2.45	4	0	0	0	0	11.0	10	3	3	0	0	0-0	13	0	0
Totals		2-3	.400	4.24	14	6	0	0	0	51.0	53	26	24	5	7	10-0	46	2	0
Parrish, Wade	Birmingham	4-0	1.000	1.38	16	1	0	0	0	26.0	19	4	4	1	2	5-0	15	3	0
Patten, Scott	Winston-Salem	0-1	.000	27.00	2	1	0	0	0	1.0	2	3	3	0	2	3-0	0	0	0
	Bristol	3-4	.429	5.46	12	12	1	0	0	61.0	67	42	37	12	7	21-1	43	7	0
Totals		3-5	.375	5.81	14	13	1	0	0	62.0	69	45	40	12	9	24-1	43	7	0
Peria, Ed	Winston-Salem	1-6	.143	4.18	31	5	0	0	0	47.1	52	30	22	6	7	24-3	35	4	1
Perez, Armando	White Sox	3-3	.500	2.98	15	5	1	1	0	63.1	56	27	21	1	2	23-2	44	6	1
Porzio, Mike	Charlotte	6-6	.500	4.35	31	23	0	0	0	134.1	138	76	65	14	8	55-2	107	9	1
	Birmingham	1-0	1.000	1.38	2	2	0	0	0	13.0	3	2	2	1	1	5-0	10	2	0
Totals		7-6	.538	4.09	33	25	0	0	0	147.1	141	78	67	15	9	60-2	117	11	1
Purvis, Rob	Birmingham	5-9	.357	5.27	24	23	0	0	0	140.0	165	96	82	9	4	70-0	53	14	2
Rauch, Jon	Charlotte	1-3	.250	5.79	6	6	0	0	0	28.0	28	20	18	8	1	7-0	27	1	0
Reed, Rylan	White Sox	4-4	.500	3.10	13	13	0	0	0	58.0	56	46	20	2	10	34-0	53	6	3
Reynoso, Paulino	White Sox	0-2	.000	3.66	15	3	0	0	1	39.1	41	27	16	1	4	13-1	31	5	1
Rupp, Mike	Winston-Salem	2-3	.400	3.38	27	3	0	0	0	53.1	56	29	20	3	2	17-0	45	3	2
Sanders, Dave	Birmingham	3-0	1.000	2.65	36	0	0	0	0	34.0	27	12	10	1	3	25-1	25	2	0
Schrenk, Steve	Charlotte	5-3	.625	3.00	30	0	0	0	2	39.0	38	13	13	4	1	13-2	43	1	0
Schroder, Jason	Charlotte	3-9	.250	5.18	34	20	1	0	1	139.0	168	90	80	17	2	56-1	105	11	1
Sinclair, Steve	Charlotte	4-6	.400	4.69	53	0	0	0	1	63.1	66	35	33	5	4	23-5	57	3	0
Smith, Matthew	Bristol	1-0	1.000	4.50	4	0	0	0	2	8.0	4	4	4	0	2	5-1	6	2	0
Stewart, Josh	Birmingham	3-4	.429	6.67	16	16	0	0	0	82.1	110	68	61	7	8	42-0	47	2	2
	Winston-Salem	4-6	.400	3.82	12	12	1	0	0	63.2	64	41	27	6	4	28-1	38	3	0
Totals		7-10	.412	5.42	28	28	1	0	0	146.0	174	109	88	13	12	70-1	85	5	2
Stumm, Jason	White Sox	0-2	.000	2.25	4	4	0	0	0	12.0	6	4	3	0	1	5-0	12	0	1
Szabo, Craig	Bristol	2-3	.400	3.05	15	8	0	0	1	56.0	52	23	19	3	1	12-0	56	1	0
Tokarse, Brian	Birmingham	2-6	.250	3.97	39	0	0	0	0	65.2	56	33	29	4	4	39-1	81	7	0
Ulcia, Dennis	Charlotte	1-0	1.000	2.57	1	1	1	0	0	7.0	6	2	2	1	0	1-0	3	0	0
	Birmingham	1-1	.500	2.25	3	3	0	0	0	20.0	11	7	5	1	2	5-0	18	2	0
	Winston-Salem	5-3	.625	3.64	10	10	4	0	0	64.1	57	27	26	2	5	26-1	47	1	0
Totals		7-4	.636	3.25	14	14	5	0	0	91.1	74	36	33	4	7	32-1	68	3	0
Valentina, Joe	Winston-Salem	5-1	.833	1.01	27	0	0	0	8	44.2	18	7	5	0	1	27-3	50	2	0
Vining, Ken	Charlotte	2-3	.400	1.96	41	0	0	0	4	46.0	35	10	10	2	1	19-5	47	0	0
Weaver, Eric	Birmingham	3-3	.500	3.45	24	0	0	0	2	31.1	25	14	12	3	0	16-2	31	2	0
Wells, Kip	Charlotte	2-1	.667	3.55	4	4	0	0	0	25.1	26	11	10	2	0	8-0	24	2	0
West, Brian	Winston-Salem	7-12	.368	3.46	28	28	3	1	0	169.0	179	75	65	11	9	70-2	130	8	0
Weymouth, Marty	Birmingham	0-0	.000	7.45	10	0	0	0	0	9.2	13	9	8	0	0	5-1	5	2	0
Wing, Ryan	Bristol	1-0	1.000	9.00	1	0	0	0	0	1.0	1	1	1	0	0	0-0	2	2	0
Wright, Dan	Birmingham	7-7	.500	2.82	20	20	0	0	0	134.0	112	54	42	6	6	41-0	128	6	2
Wylie, Mitch	Birmingham	15-4	.789	4.21	24	24	0	0	0	141.0	138	70	66	13	12	46-1	123	4	3
	Winston-Salem	0-1	.000	3.60	1	1	0	0	0	5.0	7	2	2	0	0	1-0	4	0	0
Totals		15-5	.750	4.19	25	25	0	0	0	146.0	145	72	68	13	12	47-1	127	4	3
Young, Curtis	Bristol	3-0	1.000	6.75	10	0	0	0	1	13.1	17	12	10	1	1	9-1	14	1	0
Zorrilla, Reinaldo	White Sox	1-3	.250	4.18	25	0	0	0	1	32.1	35	20	15	2	3	9-0	25	4	1

Most Saves By A White Sox Minor League Pitcher (since 1981)

Pitcher	Year	SV	Pitcher	Year	SV
Edwin Almonte	2001	36	Archie Vazquez	1994	28
Scott Radinsky	1989	31	Stacy Jones	1996	26
Brian Drahrman	1992	30	Dane Johnson	1994	24
Jeff Pierce	1992	30	Mike Mongiello	1991	23

WHITE SOX 2001 DRAFT

Rd	Player	Pos.	B	T	HT	WT	Born	School (Hometown)
1	Kris Honel	RHP	R	R	6-5	190	11/7/82	Providence H.S. (Bourbonnais, Ill.)
S/1	Wyatt Allen	RHP	R	R	6-4	205	4/12/80	Tennessee (Brentwood, Tenn.)
2	Ryan Wing	LHP	L	L	6-2	170	2/1/82	Riverside C.C. (Murrieta, Calif.)
5	Andy Gonzalez	SS	R	R	6-2	180	12/15/81	Florida Air Acad. (Rio Piedras, P.R.)
6	Stevie Daniel	SS	R	R	5-11	175	1/16/80	Tennessee (Jacks Creek, Tenn.)
8	Andrew Fryson	RHP	R	R	6-7	200	10/13/80	L.B. Wallace J.C. (Tallahassee, Fla.)
9	James Bullard	LHP	L	L	6-7	195	12/29/79	UC-Santa Barbara (West Covina, Calif.)
10	Tim Bittner	LHP	L	L	6-2	205	6/9/80	Marist College (Wilmington, Del.)
11	Tim Huson	3B	L	R	6-2	200	4/8/80	Central Arizona J.C. (Cottonwood, Ariz.)
12	Chris Stewart	C	R	R	6-4	205	2/19/82	Riverside C.C. (Moreno Valley, Calif.)
13	Brian Sager	RHP	R	R	6-5	230	10/30/79	Georgia Tech (Branford, Conn.)
15	Anthony Webster	OF	L	R	6-0	190	4/10/83	Decatur Riversdale H.S. (Parsons, Tenn.)
16	Chris Young	OF	R	R	6-2	175	9/5/83	Bellaire H.S. (Houston, Tex.)
18	Justin Dowdy	LHP	L	L	6-1	165	8/13/83	Rancho Bernardo H.S. (San Diego, Calif.)
20	Brian Miller	RHP	R	R	6-3	200	10/18/82	Charlotte (Mich.) H.S.
22	Andrew Salvo	2B	L	R	5-10	175	8/27/79	Delaware (East Alsip, N.Y.)
23	Josh Fields	RHP	R	R	6-1	175	1/20/80	Mesa C.C. (Hungry Horse, Mont.)
24	Charles Lusk	C	R	R	6-3	205	1/3/83	Fort Mills (S.C.) H.S.
25	Charles Haeger	RHP	R	R	6-1	205	9/19/83	Catholic Central H.S. (Plymouth, Mich.)
30	Heath Dobyns	RHP	R	R	6-4	190	1/16/79	Northern Colorado (Fountain, Colo.)
31	Nikolas Lubisich	LHP	L	L	6-2	195	4/19/79	Williamette (Portland, Ore.)
43	Freddie Lebron	2B	S	R	5-9	170	1/23/82	New Mexico J.C. (Humacao, P.R.)

Signed players only

No. 1 DRAFT SELECTIONS

Year	Player	Pos.	High School/College	Year	Player	Pos.	High School/College
1965	Ken Plesha	C	Notre Dame	1984	Tony Menendez	P	American (Fla.) H.S.
1966	Carlos May	OF	Parker (Ala.) H.S.		Tom Hartley	OF	Hudson Bay (Wash.) H.S.
1967	Dan Haynes	3B	Headland (Ga.) H.S.	1985	Kurt Brown	C	Glendora (Calif.) H.S.
1968	Rich McKinney	SS	Ohio	1986	Grady Hall	P	Northwestern
1969	Ted Nicholson	3B	Oak Park (Miss.) H.S.	1987	Jack McDowell	P	Stanford
1970	Lee Richard	SS	Southern	1988	Robin Ventura	3B	Oklahoma State
1971	Danny Goodwin	C	Peoria Central (Ill.) H.S.	1989	Frank Thomas	1B	Auburn
1972	Mike Ordina	OF	Rancho Cordova (Calif.) H.S.	1990	Alex Fernandez	P	Miami-Dade South J.C.
1973	Steve Swisher	C	Ohio	1991	Scott Ruffcorn	P	Baylor
1974	Larry Monroe	P	Forest View (Ill.) H.S.	1992	Eddie Pearson	1B	Bishop State C.C.
1975	Chris Knapp	P	Central Michigan	1993	Scott Christman	P	Oregon State
1976	Steve Trout	P	Thornwood (Ill.) H.S.	1994	Mark Johnson	C	Warner Robins (Ga.) H.S.
1977	Harold Baines	OF	St. Michaels (Md.) H.S.	1995	Jeff Liefer	OF	Long Beach State
1978	Choice to Yankees as compensation for free agent			1996	*Bobby Seay	P	Sarasota (Fla.) H.S.
	Ron Blomberg			1997	Jason Dellaero	SS	South Florida
1979	Steve Buechele	SS	Servite (Calif.) H.S.	1998	Kip Wells	P	Baylor
	Rick Seilheimer	C	Brenham (Texas) H.S.	1999	Jason Stumm	P	Centralia (Wash.) H.S.
1980	Cecil Espy	OF	Point Luma (Calif.) H.S.		Matt Ginter	P	Mississippi State
1981	Daryl Boston	OF	Woodward (Ohio) H.S.	2000	Joe Borchard	OF	Stanford
1982	Ron Karkovice	C	Boone H.S., Orlando, Fla.	2001	Kris Honel	P	Providence (Ill.) Catholic H.S.
1983	Joel Davis	P	Sandalwood H.S., Jacksonville (Fla.)				
	Russ Morman	1B	Wichita State				

Bold indicates players who have played in the major leagues.
*Did not sign

No. 1 Draft Selections

The White Sox organizational roster includes 21 players selected in the first round of the free agent draft. Those drafted by the Sox include Frank Thomas (1989), Mark Johnson (1994), Jeff Liefer (1995), Jason Dellaero, Kyle Kane, Jim Parque, Brett Garabonna and Rocky Biddle (all in 1997), Aaron Rowand (1998), Jason Stumm, Matt Ginter, Rob Purvis and Brian West (all in 1999), Joe Borchard (2000) as well as Kris Honel and Wyatt Allen (both in 2001). The Sox obtained Royce Clayton (1988), Todd Ritchie (1990), Paul Konerko (1994) and Jon Garland (1997) through trades and Kelly Wunsch (1993) via free agency.

MINOR LEAGUE COACHING STAFF

Former Infielder

Height: 5-9 **Weight:** 185 **Born:** September 22, 1959, Hillsboro, Ore.
Bats: Switch **Throws:** Right **Resides:** Prineville, Ore.

Managerial/Coaching Career: Returns for his second season as a manager in the White Sox organization and first at Class AA Birmingham ... guided Class A Winston-Salem to a 54-86 record in 2001, his only season at the helm ... spent 1999-2000 with Tri-City of the Independent Western League ... guided the Posse to the WBL Championship title in his first season ... was named manager of the WBL North All-Star team in 2000 ... managed Bend of the WBL to a 43-46 record in 1998 ... began professional coaching career in 1997 with Catskill of the Northeast Independent League ... managed the final 27 games of the season.

Playing Career: Played 14 major-league seasons with the New York Mets (1980-88), Minnesota (1989), Pittsburgh (1990), Philadelphia (1991-92) and Seattle (1993) ... hit .275 (893-3,245) with 240 RBI in 1,102 career games ... made three postseason appearances, including a World Series title with the Mets in 1986 ... collected six hits on 4/27/90 at San Diego, the first National League player since 1975 to accomplish the feat ... was selected by the Mets in the first round (16th overall) of the 1977 draft.

Miscellaneous/Personal: Married Sandy Edgerly ... has seven children: Lisa, Sheila, Cobey, Jennifer, Wally Jr., Natasha and Tiffany ... organized and conducted the Wally Backman School of Baseball ... donated monies to renovate baseball facility at Crook County High School (Ore.) ... graduated from Aloha High School in Oregon, where he is a member of the school's Hall of Fame ... was All-America and All-State in baseball ... also was All-State in wrestling.

Managerial/Coaching Career:

1997 Manager, Catskill, Northeast League
 1998 Manager, Bend, Western League
 1999-2000 Manager, Tri-City, Western League
 2001 Manager, Winston-Salem, Carolina League

Managerial Career

YEAR	CLUB	LEAGUE	CLASS	W-L	PCT	POS.	NOTES
2001	Winston-Salem	Carolina	A	54-86	.386	4th/4th	



DARRYL BOSTON

Minor League Outfield Instructor

Former Outfielder

Height: 6-4 **Weight:** 220 **Born:** January 4, 1963, Cincinnati, Ohio
Bats: Left **Throws:** Left **Resides:** Lithonia, Ga.

Coaching Career: Begins his second season as minor league outfield instructor in the Sox organization ... served as hitting coach at Class A Winston-Salem of the Carolina League in 2000, where the Warhogs led the league with 96 home runs ... spent 1998-2000 as a hitting coach at three different stops in the organization ... helped Advanced Rookie Bristol (1998) and Class A Burlington (1999) win their respective league titles ... Bristol led the APPY with 76 home runs and ranked second with a .279 average in 1998 ... spent 1996 season as a player/coach with Regina in the independent Prairie League.

Playing Career: Played 11 seasons in the major leagues with the White Sox (1984-90), Mets (1990-92), Colorado (1993) and Yankees (1994) ... batted .249 (655-2,629) with 83 home runs and 278 RBI in 1,058 career games ... hit a career-high 12 home runs with the White Sox in 1988 and also set career basis with 45 RBI and 18 stolen bases with the Mets in 1990 ... made major-league debut on 5/13/84 vs. Texas, singling in first at-bat off Charlie Hough ... began the game 3-3 before striking out in final at-bat to fall one short of the major-league record for consecutive hits to start a career ... was the Sox first-round selection (seventh overall) in the 1981 draft.

Miscellaneous/Personal: Married Sherrilyn ... graduated from Woodward High School in Cincinnati, Ohio, where he was a star pitcher and quarterback ... was heavily recruited to play Division I college football ... father, Henry, managed the semi-pro Cincinnati Tigers baseball team, which featured future major-leaguer Dave Parker.

Managerial/Coaching Career:

1998 Hitting Coach, Bristol, Appalachian League (White Sox)
 1999 Hitting Coach, Burlington, Midwest League (White Sox)
 2000 Hitting Coach, Winston-Salem, Carolina League (White Sox)
 2001 Outfield Instructor, Minor Leagues, Chicago White Sox



NICK CAPRA
Charlotte Manager



Former Outfielder

Height: 5-8 **Weight:** 175 **Born:** March 8, 1958, Denver, Colo.

Bats: Right **Throws:** Right **Resides:** Oklahoma City, Okla.

Managerial/Coaching Career: Begins his managerial season as a manager in the White Sox organization (first at Class AAA Charlotte) ... spent the past two seasons at Class AA Birmingham ... has guided his last four teams to the playoffs, including consecutive appearances by the Barons in 2000-01 ... has gone 270-215 (.557) the past four seasons ... Birmingham won 16 of its final 22 games to capture the 2001 Southern League second half title with a 43-26 record ... in 2000, managed the SL West Division All-Stars, the American League Class AA All-Stars and was a coach on the U.S. Team that participated in the Future's Game during All-Star Weekend in Atlanta ... managed Class A Burlington to the 1999 Midwest League championship ... managed Advanced Rookie Bristol from 1996-98 ... was named Appalachian League Manager of the Year in 1998 after leading Bristol to the league title.

Playing Career: Played professionally for 17 seasons (1979-95) ... spent parts of five seasons in the major leagues with Texas (1982-83, 1985), Kansas City (1988) and Texas again (1991), hitting .167 (9-54) in 45 career games ... in 1,888 minor-league games, batted .274 (1,854-6,763) with 92 home runs and 652 RBI ... scored 1,170 runs, stole 514 bases and hit 327 doubles ... spent part of the 1986 season in the Sox organization at Class AAA Buffalo ... led the Texas League with a career-high 55 stolen bases at Class AA Tulsa in 1980.

Miscellaneous/Personal: Single ... has two daughters: Ainsley and Cara ... played one season (1979) at the University of Oklahoma, earning All-Big Eight and All-America honors ... graduated in 1976 from Lincoln High School in Denver.

Managerial/Coaching Career:

1996-98 Manager, Bristol, Appalachian League (White Sox)

1999 Manager, Burlington, Midwest League (White Sox)

2000-01 Manager, Birmingham, Southern League (White Sox)

Managerial Career

YEAR	CLUB	LEAGUE	CLASS	W-L	PCT	POS.	NOTES
1996	Bristol	APPY	Adv. Rook.	17-51	.250	9th	
1997	Bristol	APPY	Adv. Rook.	30-38	.441	7th	
1998	Bristol	APPY	Adv. Rook.	42-24	.636	1st	APPY Manager of the Year
1999	Burlington	Midwest	A	71-68	.511	3rd/1st	MWL Champions
2000	Birmingham	Southern	AA	77-63	.550	1st/2nd	SL First Half Champions
2001	Birmingham	Southern	AA	80-60	.571	3rd/1st	SL Second Half Champions
MINOR TOTALS				317-304	.510		

Postseason Play

YEAR	CLUB	LEAGUE	CLASS	W-L	PCT	RESULTS
1998	Bristol	APPY	Adv. Rook.	2-0	1.000	Defeated Princeton for APPY title
1999	Burlington	Midwest	A	7-4	.636	Defeated Wisconsin for MWL title
2000	Birmingham	Southern	AA	2-3	.400	Lost to West Tenn. in league semifinals
2001	Birmingham	Southern	AA	2-3	.400	Lost to Huntsville in league semifinals
MINORTOTALS				13-10	.565	

KIRK CHAMPION
Charlotte Pitching Coach



Height: 5-8 **Weight:** 195 **Born:** September 4, 1957, Granite City, Ill.

Bats: Right **Throws:** Right **Resides:** Fairview Heights, Ill.

Managerial/Coaching Career: Enters his 14th season as a pitching coach in the White Sox organization, his sixth at their Class AAA affiliate and fourth with Charlotte ... 39 of his pitchers have appeared with the White Sox over the past five seasons ... served as pitching coach for Team USA Team that won the Silver Medal at the 2001 World Cup Tournament in Taiwan ... also served as pitching coach for the International League South Division All-Star Team ... worked with 2000 IL Pitcher of the Year Jon Garland ... coached on the 2000 World Team at the Futures Game during All-Star Weekend ... helped the Knights win the International League title and reach the Triple-A World Series in 1999 ... his Barons staff ranked second in the SL with a 3.95 ERA in 1996 ... Barons led the SL with a 3.36 ERA and 1,022 strikeouts as they won the league title in 1993 ... spent three years as pitching coach at Class A South Bend (1989-91) and one year at Class A Sarasota (1992) ... South Bend pitching staff ranked second in the Midwest League in ERA (3.17) in 1991 ... was pitching coach in Venezuelan Winter League in 1990, 1992-93 ... served as assistant coach at Southern Illinois University at Carbondale (1986-88) and Southwest Missouri State University (1979-81) ... was head coach at Rend Lake (Ill.) Junior College (1982-85).

Miscellaneous/Personal: Married Jodi ... has two children: Ailee and Mabree ... graduate of Southwest Missouri State University with a bachelor's degree in elementary education ... younger brother of Keith Champion, a former catcher and National League scout for the Chicago Cubs.

Managerial/Coaching Career:

1989-91 Pitching Coach, South Bend, Midwest League (White Sox)
1992 Pitching Coach, Sarasota, Florida State League (White Sox)
1993-96 Pitching Coach, Birmingham, Southern League (White Sox)
1997 Pitching Coach, Nashville, American Association (White Sox)
1998 Pitching Coach, Calgary, Pacific Coast League (White Sox)
1999- Pitching Coach, Charlotte, International League (White Sox)

DON COOPER

Minor League Pitching Coordinator

Former Pitcher

Height: 6-1 **Weight:** 180 **Born:** January 15, 1956, New York, N.Y.

Bats: Right **Throws:** Right **Resides:** Sarasota, Fla.

Managerial/Coaching Career: Begins his sixth season as pitching coordinator for the White Sox minor league system and his 15th in the Sox organization ... has assisted in the development of current Sox pitchers Lorenzo Barcelo, Mark Buehrle and Jon Garland ... assisted Sox pitching coach Nardi Contreras with the offseason rehabilitation pitching program at the Chicago Bulls/White Sox Training Academy ... was named the organization's 2000 Charles W. Lubin Award winner for player development ... served as pitching coach at Class AAA Nashville in 1996 after splitting duties as Nashville pitching coach, White Sox pitching coach (6/2-8/11) and roving minor league instructor in 1995 ... was the organization's pitching coordinator in 1993-94 ... spent one year as pitching coach at Class AA Birmingham and three years at Class A Sarasota ... joined the organization as pitching coach at Class A South Bend in 1988 ... managed and was the pitching coach for the Caribes de Oriente in the Venezuelan Winter League from 1991-94.

Playing Career: Pitched for Minnesota (1981-82), Toronto (1983) and the New York Yankees (1985) over four major-league seasons, going 1-6 with a 5.25 ERA in 44 games ... made major-league debut with Twins in 1981 and picked up first big-league victory vs. the Yankees on 9/2/82 ... named International League's All-Star relief pitcher at Class AAA Syracuse in 1983.

Miscellaneous/Personal: Has three children: Jaime, Lucas and Kate ... attended New York Institute of Technology in Old Westbury, N.Y., where he was named East Coast Athletic Conference Player of the Year in 1978.

Managerial/Coaching Career:

1988 Pitching Coach, South Bend, Midwest League (White Sox)
1989-91 Pitching Coach, Sarasota, Florida State League (White Sox)
1992 Pitching Coach, Birmingham, Southern League (White Sox)
1993-94 Pitching Coordinator, Minor Leagues, Chicago White Sox
1995 Pitching Coach, Nashville, American Association (White Sox)
1995 Pitching Coach, Chicago White Sox
1995 Roving Minor League Instructor, Chicago White Sox
1996 Pitching Coach, Nashville, American Association (White Sox)
1997- Pitching Coordinator, Minor Leagues, Chicago White Sox



CHET DIEMEDIO

Phoenix Coach

Former Outfielder

Height: 6-2 **Weight:** 175 **Born:** September 13, 1930, Atlantic City, N.J.

Bats: Right **Throws:** Right **Resides:** Philadelphia, Pa.

Managerial/Coaching Career: Begins his 15th season as a coach with the club's rookie league affiliate ... has spent the past four seasons at Rookie Phoenix in the Arizona League after working the previous eight at Rookie Sarasota in the Gulf Coast League ... was named the organization's Charles W. Lubin Award winner at Rookie Sarasota in 1995 ... joined the organization as a coach at Class A Tampa in 1988 ... served as coach at White Sox extended spring training in 1990 ... coached at the high school and college level from 1976-85.

Playing Career: Played in the St. Louis Cardinals organization from 1949-53 and in the Philadelphia Phillies organization in 1954.

Miscellaneous/Personal: Graduated from Miami (Fla.) High School.

Managerial/Coaching Career:

1988 Coach, Tampa, Florida State League (White Sox)
1990-97 Coach, Sarasota, Gulf Coast League (White Sox)
1998-2000 Coach, Tucson, Arizona League (White Sox)
2001- Coach, Phoenix, Arizona League (White Sox)



KEN DOMINGUEZ**Kannapolis Hitting Coach****Height:** 5-10 **Weight:** 187 **Born:** December 18, 1954, Tampa, Fla.**Bats:** Right **Throws:** Right **Resides:** Oldsmar, Fla.

Managerial/Coaching Career: Begins his second season as hitting coach at Class A Kannapolis of the South Atlantic League ... team produced four players with at least eight home runs and 50 RBI ... worked in private business in 2000 ... spent 11 seasons in the Yankees organization, including seven seasons as manager at Gulf Coast Yankees (1991, 1996-1999) and Class A Oneonta (1993-94) ... owns a career 236-212 (.527) record ... guided Yankees to the GCL Championship and earned Manager of the Year honors in 1996 ... coached on the 1987 U.S. team that captured a Silver medal at the Pan-American Games ... twice led the University of Tampa to the Division II College World Series.

Miscellaneous/Personal: Married NanC Hensley ... has two stepchildren: John and Geoff ... earned his master's degree from Western Kentucky and his bachelor's from Southern Benedictine College ... speaks fluent English and Spanish.

Managerial/Coaching Career:

1989	Hitting Coach, Sarasota, Gulf Coast League (Yankees)
1990	Hitting Coach, Oneonta, New York-Penn League (Yankees)
1991	Manager, Tampa, Gulf Coast League (Yankees)
1992	Hitting Coach, Prince William, Carolina League (Yankees)
1993	Manager, Oneonta, New York-Penn League (Yankees)
1994	Manager, Oneonta, New York-Penn League (Yankees)
1995	Hitting Coach, Tampa, Florida State League (Yankees)
1996	Manager, Tampa, Gulf Coast League (Yankees)
1997	Manager, Tampa, Gulf Coast League (Yankees)
1998	Manager, Tampa, Gulf Coast League (Yankees)
1999	Manager, Tampa, Gulf Coast League (Yankees)
2001-	Hitting Coach, Kannapolis, South Atlantic League (White Sox)

**Managerial Career**

YEAR	CLUB	LEAGUE	CLASS	W-L	PCT	POS.	NOTES
1991	Tampa	Gulf Coast	Rookie	27-32	.458	5th	
1993	Oneonta	New York-Penn	A	36-40	.474	4th	
1994	Oneonta	New York-Penn	A	30-45	.400	5th	
1996	Tampa	Gulf Coast	Rookie	37-21	.638	1st	GCL Manager of the Year
1997	Tampa	Gulf Coast	Rookie	40-20	.667	1st	
1998	Tampa	Gulf Coast	Rookie	34-26	.567	2nd	
1999	Tampa	Gulf Coast	Rookie	32-28	.533	2nd	
MINOR TOTALS				236-212	.527		

Postseason Play

YEAR	CLUB	LEAGUE	CLASS	W-L	PCT	NOTES
1996	Tampa	Gulf Coast	Rookie	3-0	1.000	Defeated Rangers for GCL title
1997	Tampa	Gulf Coast	Rookie	0-1	.000	Lost to Mets in semifinals
MINOR LEAGUE TOTALS				3-1	.750	

JERRY HAIRSTON**Phoenix Manager****Former Outfielder****Height:** 5-10 **Weight:** 190 **Born:** February 16, 1952, Birmingham, Ala.**Bats:** Switch **Throws:** Right **Resides:** Tucson, Ariz.

Managerial/Coaching Career: Begins his fourth season as manager of the White Sox rookie affiliate which moved from Tucson to Phoenix prior to the 2001 season ... owns a career .407 (68-99) winning percentage ... was selected as the 2001 Arizona League Manager of the Year after going 23-33 (.411) ... had three players named to the postseason All-Star Team ... his pitching staff posted the second-best ERA (3.35) in the league ... posted a 45-66 (.405) record at Rookie Tucson ... his team led the Arizona League with 143 stolen bases in 2000 ... spent the 1980 season as a player/manager for Campeche of the Mexican League.

Playing Career: Played 14 seasons in the major leagues from 1973-77 and 1981-90 ... spent all but 51 games of his career with the White Sox, batting .258 (438-1,699) with 30 home runs and 205 RBI in 859 games ... is the White Sox all-time leader with 87 pinch hits ... led the American League in pinch hits three straight seasons from 1983-85 and finished second to Hal McRae in 1986 ... named the best pinch hitter in the American League in a poll of major-league managers conducted by the *Toronto Star* in 1985 ... was 0-3 for the Sox in the 1983



AL Championship Series vs. Baltimore ... ended perfect game bid by Detroit's Milt Wilcox on 4/15 at Comiskey Park when he singled leading off the ninth inning ... also played four seasons in the Mexican League (1978-81).

Miscellaneous/Personal: Married Esperanza Arellano ... has five children: Jerry Jr., Justin, Scott, Stacey Lynn and Anna Maria ... is the son of longtime White Sox coach Sam Hairston and father of Baltimore Orioles second baseman Jerry Hairston Jr. and Arizona Diamondbacks minor-league second baseman Scott Hairston ... his brothers John and Sam Jr. also played professional baseball, with John appearing in three games with the Chicago Cubs in 1969 ... served as a White Sox community relations representative from 1992-98 ... attended Lawson State Junior College in his hometown of Birmingham, Ala.

Managerial/Coaching Career:

1999-2000 Manager, Tucson, Arizona League (White Sox)
2001- Manager, Phoenix, Arizona League (White Sox)

Managerial Career

YEAR	CLUB	LEAGUE	CLASS	W-L	PCT	POS.	NOTES
1999	Tucson	Arizona	Rookie	23-33	.411	8th	First season as manager
2000	Tucson	Arizona	Rookie	22-33	.400	4th	
2001	Phoenix	Arizona	Rookie	23-33	.411	6th/4th	AZL Manager of the Year
MINOR TOTALS				68-99	.407		

MARK HALEY

Winston-Salem Hitting Coach

Height: 6-2 **Weight:** 220 **Born:** June 26, 1959, Torrance, Calif.
Bats: Right **Throws:** Right **Resides:** Lompoc, Calif.

Managerial/Coaching Career: Begins his 11th season in the White Sox organization and second straight as hitting coach at Class A Winston-Salem ... Winston-Salem led the Carolina League in stolen bases (147) and ranked fifth in walks (389) in 2001 ... worked in private business in 2000 after spending previous nine seasons in the White Sox organization ... served as hitting coach at Winston-Salem in 1999 ... managed Class A Hickory to a 58-84 record in 1998 ... spent eight seasons (1991-97, 1999) as a hitting coach at six different stops in the Sox organization ... served in the same capacity at Class A South Bend from 1991-92, Rookie Sarasota in 1993, Hickory in 1994, South Bend in 1995, Class A Prince William in 1996 and Winston-Salem in 1997.

Miscellaneous/Personal: Married Anne ... has two children: John Ross and Kelly Ann ... graduated from the University of Nebraska with a degree in exercise science ... coached at Nebraska and the University of Tennessee ... named interim head coach at Tennessee in 1987 ... played on the Cornhuskers 1980 Big Eight Championship baseball team ... drafted by the Pittsburgh Pirates in 1977 but elected to remain in school.

Managerial/Coaching Career:

1991-92 Hitting Coach, South Bend, Midwest League (White Sox)
1993 Hitting Coach, Sarasota, Gulf Coast League (White Sox)
1994 Hitting Coach, Hickory, South Atlantic League (White Sox)
1995 Hitting Coach, South Bend, Midwest League (White Sox)
1996 Hitting Coach, Prince William, Carolina League (White Sox)
1997 Hitting Coach, Winston-Salem, Carolina League (White Sox)
1998 Manager, Hickory, South Atlantic League (White Sox)
1999 Hitting Coach, Winston-Salem, Carolina League (White Sox)
2001- Hitting Coach, Winston-Salem, Carolina League (White Sox)

Managerial Career

YEAR	CLUB	LEAGUE	CLASS	W-L	PCT	POS.	NOTES
1998	Hickory	South Atlantic	A	56-84	.400	6th/6th	

CURT HASLER

Birmingham Pitching Coach

Former Pitcher

Height: 6-7 **Weight:** 220 **Born:** December 29, 1964, Honolulu, Hawaii
Bats: Right **Throws:** Right **Resides:** South Bend, Ind.

Managerial/Coaching Career: Begins his 12th season as a pitching coach in the White Sox system and his fourth at Class AA Birmingham ... 11 of his pitchers have been promoted to the Sox parent club over the past three seasons ... his Barons staff has produced one 15-game winner and three 11-game winners in the past two seasons ... staff led the SL in saves (43) and allowed a league-low 86 home runs in 2001 ... also posted the second-best ERA in the SL in consecutive years (3.81 in 1999 and 3.15 in 2000) ... Barons staff combined to pitch the first Opening Night no-hitter in the history of the Southern League on 4/5/01 vs. Tennessee ... assisted in the development of White Sox pitcher Dan Wright and 2001 South-



ern League Rolands Relief Man winner Ed Almonte, who set the SL single-season record with 36 saves ... five of his pitchers appeared with the White Sox during the 1999 season ... spent the 1997-98 at Class A Winston-Salem, where he was named pitching coach for the Southern Division in the 1998 CL All-Star Game ... his 1998 Warthogs staff posted a 3.72 ERA and featured four of the top five individual ERAs in the organization ... also served as pitching coach for two seasons each at Class A South Bend (1995-96), Class A Hickory (1993-94) and Rookie Sarasota (1991-92).

Playing Career: Pitched in the White Sox organization from 1987-91 ... posted a 34-30 career record ... placed second in the Florida State League at Class A Sarasota with 14 wins and three shutouts in 1989.

Miscellaneous/Personal: Married Mary ... has two children: Andrew and Alyssa ... was an All-State basketball and baseball player at Roanoke-Benson (Ill.) High School ... played baseball at Bradley University in Peoria, Ill. ... selected by White Sox in 21st round of the June 1987 free agent draft.

Managerial/Coaching Career:

- 1991-92 Pitching Coach, Sarasota, Gulf Coast League (White Sox)
- 1993-94 Pitching Coach, Hickory, South Atlantic League (White Sox)
- 1995-96 Pitching Coach, South Bend, Midwest League (White Sox)
- 1997-98 Pitching Coach, Winston-Salem, Carolina League (White Sox)
- 1999- Pitching Coach, Birmingham, Southern League (White Sox)

NICK LEYVA

Minor League Bunting Instructor/Bristol Manager



Former Infielder

Height: 5-10 **Weight:** 190 **Born:** August 16, 1953, Ontario, Calif.

Bats: Right **Throws:** Right **Resides:** Wayne, Pa.

Managerial/Coaching Career: Begins his third season in the White Sox organization and first as the organization's bunting instructor and manager at Advanced Rookie Bristol ... managed the 2000-01 seasons at Class AAA Charlotte of the International League, going 145-142 (.505) despite having 30 of his players appear with the White Sox (13 in 2001, 17 in 2000) ... led his team to 12 extra-inning wins last season, second-most in the IL ... guided the Knights to a 78-65 record and second-place finish in his first season ... managed the Lara Cardenales to the 2001 Venezuela Winter League title ... spent 1998-99 working in private business ... served as third base coach for the Toronto Blue Jays from 1993-97 ... managed the Philadelphia Phillies from 1989-April 23, 1991, compiling a 148-189 record ... spent eight seasons as a minor-league manager in the St. Louis and Toronto systems, going 445-478 ... managed the Blue Jays Class AAA Syracuse affiliate (1992-93) to a 95-138 record before joining the parent club as third base coach ... spent five seasons as a coach with the Cardinals, coaching first base from 1984-85 and third base from 1986-88 ... has appeared in the postseason as a coach three times (St. Louis: 1985, '87; Toronto: 1993) ... managed in the St. Louis system from 1978-82 ... was named Texas League Manager of the Year in 1983 after leading Class AA Arkansas (St. Louis) to a first-place finish in the second half ... guided Johnson City of the Appalachian League to a second-place finish in 1978, his first year as a manager.

Playing Career: Spent three seasons as a player in the St. Louis organization from 1975-77 ... batted .267 (208-778) with eight home runs and 109 RBI in 253 minor-league games.

Miscellaneous/Personal: Married Chele DeSautels ... has one son: Casey ... graduated from LaVerne College with a Bachelor of Arts in diversified majors and Spanish ... graduated in 1971 from Chaffey High School.

Managerial/Coaching Career:

- 1978-79 Manager, Johnson City, Appalachian League (Cardinals)
- 1980 Manager, Gastonia, South Atlantic League (Cardinals)
- 1981-82 Manager, St. Petersburg, Florida State League (Cardinals)
- 1982-83 Manager, Arkansas, Texas League (Cardinals)
- 1984-85 First Base Coach, St. Louis Cardinals
- 1986-88 Third Base Coach, St. Louis Cardinals
- 1989-91 Manager, Philadelphia Phillies (until April 23, 1991)
- 1992-93 Manager, Syracuse, International League (Blue Jays)
- 1993-97 Third Base Coach, Toronto Blue Jays
- 2000-01 Manager, Charlotte, International League (White Sox)

**John Tumminia Inaugural Winner of White Sox
"George Bradley Scout of the Year Award"**

John Tumminia, veteran scout with the Chicago White Sox, was named the organization's inaugural recipient of the George Bradley Scout of the Year Award for his efforts in 2001. The award, which previously has been part of the organization's annual Lubin honors, was renamed for Bradley, the longtime baseball executive, scout for the White Sox and special assistant to general manager Ken Williams, who passed away suddenly in September. Tumminia is responsible for scouting the Northeastern United States and Northeast Canada and was instrumental in the club's drafting of Class AA Birmingham closer Edwin Almonte, who led the Southern League with 36 saves. Tumminia joined the Sox organization in 1990.

Managerial Career

YEAR	CLUB	LEAGUE	CLASS	W-L	PCT	POS.	NOTES
1978	Johnson City	APPY	Adv. Rook.	37-33	.529	2nd	
1979	Johnson City	APPY	Adv. Rook.	25-43	.368	5th	
1980	Gastonia	SAL	A	74-66	.529	3rd/2nd	
1981	St. Petersburg	Fla. State	Rookie	69-63	.523	3rd/2nd	
1982	St. Petersburg	Fla. State	Rookie	26-30	.464	4th	
	Arkansas	Texas	AA	50-38	.568	3rd/2nd	
1983	Arkansas	Texas	AA	69-67	.507	4th/1st	TL Manager of the Year 1989
	PHILADELPHIA	National		67-95	.414	6th	
1990	PHILADELPHIA	National		77-85	.475	T4th	
1991	PHILADELPHIA	National		4-9	.308	7th	
1992	Syracuse	International	AAA	60-83	.420	4th	
1993	Syracuse	International	AAA	35-55	.389	5th	
2000	Charlotte	International	AAA	78-65	.545	2nd	
2001	Charlotte	International	AAA	67-77	.465	4th	
MINOR TOTALS				590-530	.527		
MAJOR LEAGUE TOTALS				148-189	.439		

Postseason Play

YEAR	CLUB	LEAGUE	CLASS	W-L	PCT	RESULTS
1983	Arkansas	Texas	AA	0-2	.000	Lost to Jackson in league semifinals.

RYAN LONG

Phoenix Hitting Coach

Former Outfielder

Height: 6-2 **Weight:** 215 **Born:** February 3, 1973, Houston, Texas.

Bats: Right **Throws:** Right **Resides:** Pearland, Texas.

Managerial/Coaching Career: Begins his second season as hitting coach at Rookie Phoenix of the Arizona League ... served as Class AAA Charlotte hitting coach after Gary Ward was promoted to the White Sox on 5/21

Playing Career: Played 10 minor-league seasons with one brief stint in the majors ... hit .260 (910-3,503) with 104 home runs and 484 RBI in 973 career games ... appeared in six games (.222, 2-9) with the Kansas City Royals in 1997 ... collected his first major-league hit and RBI on 7/18/97, off Seattle's Randy Johnson ... hit a career-high 20 home runs in 2000 between Class AA Birmingham and Class A Winston-Salem and also at Class AA Wichita in 1996 ... was a second round selection of the Kansas City Royals in the June 1991 free agent draft.

Miscellaneous/Personal: Married Olivia Ohlson ... enjoys playing golf.

Managerial/Coaching Career:

2001- Hitting Coach, Phoenix, Arizona League (White Sox)



MIKE LUM

Minor League Hitting Coordinator

Former Outfielder

Height: 6-0 **Weight:** 190 **Born:** October 27, 1945, Honolulu, Hawaii

Bats: Left **Throws:** Left **Resides:** Atlanta, Ga.

Managerial/Coaching Career: Returns for his 13th season as minor league hitting coordinator ... began coaching career with the White Sox in 1983 as minor league hitting instructor ... was the major league hitting instructor for the White Sox in 1985 and for Kansas City from 1988-89.

Playing Career: Played 15 seasons with Atlanta (1967-75, '79-81), Cincinnati (1976-78) and the Cubs (1981) ... appeared in two league championship series (with Atlanta in 1969 and with Cincinnati in 1976) ... was a lifetime .247 hitter with 90 home runs and 431 RBI in 1,517 career games ... his 103 career pinch hits rank 11th all-time ... homered three times vs. San Diego on 7/3/70 ... played in Japan for the Yokohama Whales in 1982.

Miscellaneous/Personal: Married Ramona ... has one child: Ginger ... attended Brigham Young University ... an avid runner, ran the Honolulu Marathon in December 1984.



Managerial/Coaching Career:

1984	Hitting Instructor, Minor Leagues, Chicago White Sox
1985	Hitting Coach, Chicago White Sox
1986	Roving Hitting Instructor, Minor Leagues, San Francisco Giants
1987	Roving Hitting Instructor, Minor Leagues, Kansas City Royals
1988-89	Hitting Coach, Kansas City Royals
1990-92	Hitting Instructor, Minor Leagues, Chicago White Sox
1993-	Hitting Coordinator, Minor Leagues, Chicago White Sox

BRANDON MOORE**Bristol Hitting Coach****Former Infielder**

Height: 5-11	Weight: 175	Born: August 23, 1972, Birmingham, Ala.
Bats: Right	Throws: Right	Resides: Springville, Ala.

Managerial/Coaching Career: Begins his second season as hitting coach at Advanced Rookie Bristol of the Appalachian League.

Playing Career: Played seven seasons (1994-2000) in the Chicago White Sox minor-league system ... posted a career .246 (631-2,565) average with six home runs and 246 RBI in 754 games ... made stops at each level in the organization ... recorded career bests in hits (131), runs scored (75) and stolen bases (34) at Class A South Bend in 1995.

Miscellaneous/Personal: Married Kerri ... has one son, Brody ... was a Second Team All-Southeastern Conference shortstop at Auburn in 1994 ... ranks among Auburn's all-time leaders in hits (304), singles (245), games played (242) and at-bats (917) ... was the first SEC player to have both 300 hits and 900 at-bats ... set school record by starting 242 games ... was selected by the White Sox in the 17th round of the 1994 June free agent draft.

Managerial/Coaching Career:

2001- Hitting Coach, Bristol, Appalachian League (White Sox)

**JUAN NIEVES****Winston-Salem Pitching Coach****Former Pitcher**

Height: 6-3	Weight: 205	Born: January 5, 1965, Santurce, P.R.
Bats: Left	Throws: Left	Resides: San Juan, P.R.

Managerial/Coaching Career: Begins his fourth season in the White Sox organization as pitching coach at Class A Winston-Salem of the Carolina League ... his pitching staff tossed the first combined no-hitter in Warthogs history on 4/15/01 vs. Myrtle Beach ... staff led the Carolina League with 10 complete games after posting nine (T1st) in 2000 ... 1999 staff yielded a league-low 70 home runs and ranked second in the CL in complete games (seven) and tied for second in shutouts (10) ... served as the general manager/manager for Caguas in the 1998-99 Puerto Rican Winter League, guiding the club to a 40-22 record and a spot in the league finals ... worked as the pitching coach for San Juan in the 1997-98 Puerto Rican Winter League as the team also reached the league finals ... served as a pitching coach in the Yankees system for five seasons (1992-96).

Playing Career: Was 32-25 with a 4.71 ERA (257 ER/490.2 IP) and 352 strikeouts over three major-league seasons with Milwaukee from 1986-88 ... recorded the only no-hitter in Brewers' history on 4/15/87 vs. Baltimore (W, 7-0) ... at age 22, became the 14th-youngest player to pitch a no-hitter and was also the first Puerto Rican to accomplish the feat ... established career highs with 14 victories, 195.2 IP and 163 strikeouts in 1987 ... posted three of his five career shutouts in 1986 ... struck out a career-high 12 batters on 7/13/86 vs. Seattle ... was named the Texas League Pitcher of the Year at Class AA El Paso in 1985.

Miscellaneous/Personal: Married Marilia ... has three children: Natalia, Andrea and Isabella ... graduated in 1983 from Avon Old Farms High School, where he compiled a career record of 19-1 with a 1.05 ERA ... was scouted by more than 75 colleges and every major-league club ... because he was born in Puerto Rico, was not eligible for the major-league draft.

Managerial/Coaching Career:

1992	Pitching Coach, Rookie Tampa, Gulf Coast League (Yankees)
1993	Pitching Coach, Oneonta, New York-Penn League (Yankees)
1994	Pitching Coach, Greensboro, South Atlantic League (Yankees)
1995	Pitching Coach, Norwich, Eastern League (Yankees)
1996	Pitching Coach, Greensboro, South Atlantic League (Yankees)
1999-	Pitching Coach, Winston-Salem, Carolina League (White Sox)



JOHN ORTON
Kannapolis Manager

Former Catcher

Height: 6-1 **Weight:** 190 **Born:** December 8, 1965, Santa Cruz, Calif.

Bats: Right **Throws:** Right **Resides:** Mesa, Ariz.

Managerial/Coaching Career: Enters his second season in the organization and second as manager at Class A Kannapolis ... last season, he guided Advanced Rookie Bristol to a 38-26 record and second place finish in the Appalachian League in his first season as manager ... served as hitting coach at Class A Lake Elsinore in the Anaheim Angels organization from 1999-2000 ... Lake Elsinore finished third in the California League in average (.270), runs (770) and hits (1,296) while posting the fewest strikeouts (962) in 2000 ... worked in private business from 1996-99.

Playing Career: Spent five major-league seasons with the California Angels from 1989-93 ... hit .200 (80-401) with four home runs and 29 RBI in 156 career games ... caught shutouts in his major-league debut on 8/20/89 vs. Cleveland (1-0) and his next start on 8/24 at Kansas City (5-0) ... pitchers owned a 3.41 ERA (465 ER/1,158.0 IP) when he was behind the plate ... caught 34.7 (41-118) percent of attempted basestealers ... played for Class AAA Richmond in the Atlanta Braves organization in 1994 ... split the 1995 season between Richmond and Class AAA Norfolk in the New York Mets organization ... played three minor-league seasons in the Angels organization after being selected in the first round of the 1987 June free agent draft.

Miscellaneous/Personal: Married Patrice Dumas ... has two children: son Kale and daughter Korin ... was inducted into the Hall of Fame at Cal Poly San Luis Obispo in 1999 ... attended Cal Poly from 1985-87 ... graduated from Soquel High School in 1984, where he lettered in baseball, football and basketball ... played in the Babe Ruth World Series.

Managerial/Coaching Career:

1999-2000 Hitting Coach, Lake Elsinore, California League (Angels)

2001 Manager, Bristol, Appalachian League (White Sox)

Managerial Career

YEAR	CLUB	LEAGUE	CLASS	W-L	PCT	POS.	NOTES
2001	Bristol	APPY	Adv. Rook.	38-26	.594	2nd	



J.R. PERDEW
Kannapolis Pitching Coach

Former Pitcher

Height: 5-10 **Weight:** 195 **Born:** August 17, 1965, Frostburg, Md.

Bats: Right **Throws:** Right **Resides:** Cumberland, Md.

Managerial/Coaching Career: Begins his fourth campaign as a pitching coach in the White Sox organization and second at Class A Kannapolis in the South Atlantic League ... staff posted a 3.10 ERA in 2001, best among all White Sox farm teams ... Intimidators allowed a league-low 61 home runs, tied for the lead in complete games (12) and finished third in strikeouts (1,138) ... spent two seasons at Class A Burlington (1999-2000) ... was named the organization's 1999 Charles W. Lubin Award winner for player development after helping the Bees win the league championship ... served two seasons (1997-98) in the same capacity at Advanced Rookie Bristol ... his 1998 Bristol staff helped the team capture the Appalachian League title ... also spent seven seasons (1990-96) as the pitching coach at his alma mater, Allegany (Md.) Junior College ... Allegany appeared in five Junior College World Series in his seven seasons ... 18 players were drafted during his tenure ... following the 1996 junior college season, served as the pitching coach for Chillicothe in the independent Frontier League ... coached for Oriente Caribes in the Venezuelan Winter League.

Miscellaneous/Personal: Married Reina ... obtained his masters degree in education from Frostburg (Md.) College ... played baseball at George Mason University from 1986-87, compiling a 15-5 record ... entered major-league draft following his junior season in 1986 but did not sign ... served in the U.S. Marines Corps ... also attended Allegany (Md.) Junior College, where he compiled a 15-1 combined record in 1984-85 ... was a junior college teammate of Stan Belinda ... his dad, Russell, is a WWII veteran who received two Purple Hearts and a Bronze Star ... graduated from Fort Hill High School in Cumberland, Md.

Managerial/Coaching Career:

1997-98 Pitching Coach, Bristol, Appalachian League (White Sox)
 1999-2000 Pitching Coach, Burlington, Midwest League (White Sox)
 2001- Pitching Coach, Kannapolis, South Atlantic League (White Sox)



Comiskey Park Postponements

In the 11-year history of new Comiskey Park, 19 games have been canceled due to weather, including one in 2001: 10/2/91 (rain); 4/14/93 (rain); 9/25/93 (rain); 5/23/95 (rain); 4/26/96 (cold); 6/1/96 (rain); 4/8/97 (cold); 5/2/97 (rain); 5/7/97 (rain); 8/16/97 (rain); 4/8/98 (rain) and 8/7/98 (rain); 4/22/99 (rain); 4/27/99 (rain); 5/12/99 (rain); 5/21/99 (rain); 9/22/99 (rain); 4/17/00 (cold) and 5/31/01 (rain).

GREGG RITCHIE**Birmingham Hitting Coach****Former Outfielder**

Height: 6-0 **Weight:** 200 **Born:** January 25, 1964, Washington, D.C.
Bats: Left **Throws:** Left **Resides:** Fredericksburg, Va.

Managerial/Coaching Career: Starts his seventh season as a hitting coach in the White Sox organization and his second at Class AA Birmingham ... Barons hitters tied for the Southern League lead in runs scored (717) and finished second with a .268 team average in 2001 ... began 2000 at Advanced Rookie Bristol before being promoted to Birmingham ... the Barons finished second in the SL in walks (522) and fourth in hitting (.252) and runs scored (629) that season ... spent 1999 as hitting coach at Class A Winston-Salem, where the Warhogs led the Carolina League in doubles and ranked third in home runs ... also served as hitting coach at Class A Hickory in 1998 and at Bristol in 1996-97 ... under his direction in 1997, six players hit above .275.

Playing Career: Played professionally for 10 seasons, with the San Francisco organization from 1986-92, with Class AAA Monterrey of the Mexican League from 1993-94 and with the Texas organization, Monterrey and in Taiwan in 1995 ... batted .276 (569-2,065) with 13 home runs, 221 RBI and 177 stolen bases in 665 minor-league games ... was named to the Midwest League All-Star Team in 1987 after posting a career-high .337 (140-416) average with 41 stolen bases at Class A Clinton ... established career-highs in doubles (29), runs scored (118) and walks (116) at Class A San Jose in 1988.

Miscellaneous/Personal: Married Kelly ... has four children: Arizona, Kaelin, Logan and Riley ... played four seasons of collegiate baseball at George Washington University, graduating in 1986 ... graduated in 1982 from North Stafford (Va.) High School, where he played baseball, basketball and football ... operates his own baseball school, "The Starting Lineup," in the offseason ... owns Kaelo Sports Inc., where he writes baseball instruction manuals and invents techniques and products for youth baseball players ... has patents on instructional devices called "The Hitter's Seal" and "The Pitch."

Managerial/Coaching Career:

1996-97 Hitting Coach, Bristol, Appalachian League (White Sox)
 1998 Hitting Coach, Hickory, South Atlantic League (White Sox)
 1999 Hitting Coach, Winston-Salem, Carolina League (White Sox)
 2000 Hitting Coach, Bristol, Appalachian League (White Sox)
 2000- Hitting Coach, Birmingham, Southern League (White Sox)

**RAFAEL SANTANA****Minor League Infield Instructor****Former Infielder**

Height: 6-1 **Weight:** 160 **Born:** January 13, 1958, La Romana, D.R.
Bats: Right **Throws:** Right **Resides:** La Romana, D.R.

Managerial/Coaching Career: Begins his fourth season as the infield instructor for the White Sox minor league system ... spent three seasons in the Boston Red Sox organization, working as a roving infield instructor in 1998 and hitting coach at Class A Lowell in 1997 ... oversaw the Red Sox Dominican program in 1996 ... also served four seasons as a coach in the Kansas City Royals' system at Class A Springfield (1995), Class A Eugene (1994), Class A Wilmington (1993) and Class A Baseball City (1992) ... managed Azucareros of the Dominican Winter League in 1992-93.

Playing Career: Spent eight seasons in the major leagues with St. Louis (1983), the New York Mets (1984-87), New York Yankees (1988) and Cleveland (1990) ... compiled a lifetime .246 (497-2,021) average with 13 home runs and 156 RBI in 668 games ... was the starting shortstop on the Mets' 1986 World Series championship team, batting .250 (5-20) in the seven-game victory over Boston ... compiled a .968 career fielding percentage ... was originally signed as a free agent by the New York Yankees on 8/31/76.

Miscellaneous/Personal: Married Gloria ... has three children: Audrey, Alexander and Rigoberto.

Managerial/Coaching Career:

1992 Coach, Baseball City, Florida State League (Royals)
 1993 Coach, Wilmington, Carolina League (Royals)
 1994 Coach, Eugene, Northwest League
 1995 Coach, Springfield, Midwest League (Royals)
 1997 Hitting Coach, Lowell, New York-Penn League (Red Sox)
 1998 Roving Infield Instructor, Minor Leagues, Boston Red Sox
 1999- Infield Instructor, Minor Leagues, Chicago White Sox



RAZOR SHINES

Winston-Salem Manager



Former Infielder

Height: 6-1 **Weight:** 235 **Born:** July 18, 1957, Durham, N.C.

Bats: Switch **Throws:** Right **Resides:** Austin, Texas

Managerial/Coaching Career: Begins his second season as a manager in the White Sox organization and first at Winston-Salem ... earned the 2001 Charles W. Lubin Award among player development staff after guiding Class A Kannapolis of the South Atlantic League to a 76-63 record in his first season at the helm ... managed the SAL North Division All-Star Team, which featured a league-high seven Intimidators ... served as hitting coach at Rookie Tucson in 2000 ... five of his players batted above .302 ... worked in private business from 1996-99 ... made his managerial debut in 1995 at Class A Charleston (W.V.) in the Cincinnati Reds organization ... battled for the SAL pennant down to the next-to-last day of the regular season before finishing in third place with a 77-65 record ... served as a player/hitting coach at Class AAA Indianapolis in 1993.

Playing Career: Played 16 professional seasons (1978-93), including 68 games with the Montreal Expos from 1983-87 ... posted a career .266 (1,245-4,673) average with 134 home runs and 704 RBI in 1,480 minor-league games ... spent nine seasons at Class AAA Indianapolis (1984-89, 91-93) ... appeared on four championship teams with Indianapolis from 1986-87 and 1988-89 ... played the 1991 season under current White Sox manager Jerry Manuel ... hit a career-high 21 home runs in 1983 at Class AA Memphis ... was selected by the Montreal Expos in the 18th round of the June 1978 free agent draft.

Miscellaneous/Personal: Married LeAnn Farris ... has two children: daughter, Antoinette and son Devin ... was inducted into the Class AAA Indianapolis Hall of Fame in 1994 ... attended Lewisburg J.C. and St. Augustine College ... worked with CAMP (Community Action Mediation Program), a program that taught anger management to youths in the Juvenile Court System in Indianapolis.

Managerial/Coaching Career:

1993-94 Hitting Coach, Indianapolis, American Association (Reds)
 1995 Manager, Charleston (W.V.), South Atlantic League, (Reds)
 2000 Hitting Coach, Tucson, Arizona League (White Sox)
 2001 Manager, Kannapolis, South Atlantic League, (White Sox)

Managerial Career

YEAR	CLUB	LEAGUE	CLASS	W-L	PCT	POS.	NOTES
1995	Charleston	South Atlantic	A	77-65	.542	3rd	First season as manager
2001	Kannapolis	South Atlantic	A	76-63	.547	2nd/8th	North Div. All-Star Manager
MINOR TOTALS				153-128	.544		

CHRIS SINACORI

Phoenix Pitching Coach



Former Pitcher

Height: 6-4 **Weight:** 220 **Born:** August 19, 1970, Mineola, N.Y.

Bats: Right **Throws:** Right **Resides:** Phoenix, Ariz.

Managerial/Coaching Career: Begins his fourth season as pitching coach with the White Sox rookie affiliate, which moved from Tucson to Phoenix prior to the 2001 season ... Phoenix staff posted the second-best ERA (3.35) in the Arizona League ... the 2000 Tucson staff recorded the second-best strikeout total (419) in the AZL ... in his first season with Tucson in 1999, staff posted the third-best ERA (4.42) in the AZL ... spent the 1998 campaign as pitching coach at Arizona State University ... Sun Devils were ranked No. 2 nationally entering the College World Series, where they lost in the championship game to Pac-10 rival USC.

Playing Career: Played seven seasons in the minor leagues with Los Angeles (1991-95), Toronto (1995), Florida (1996) and Arizona (1997) ... was originally selected by Los Angeles in the 15th round of the 1991 free agent draft.

Miscellaneous/Personal: Married Coren ... graduated from the University of Tennessee in 1990 with a bachelor's degree in liberal arts and sciences ... lettered twice for the Volunteers ... also played one season at Florida International ... a two-time USA Today All-American at MacArthur High School in Levittown, N.Y., he played on the 1988 Junior Olympic baseball team that won the gold medal in Australia ... was the Long Island, New York Diamond Award winner in 1988.

Managerial/Coaching Career:

1999- Pitching Coach, Tucson, Arizona League (White Sox)

SEAN SNEDEKER

Bristol Pitching Coach

Former Pitcher

Height: 6-3 **Weight:** 185 **Born:** June 18, 1965, Beeville, Texas

Bats: Right **Throws:** Right **Resides:** Bryan, Texas

Managerial/Coaching Career: Enters his eighth season as a pitching coach in the White Sox system and his fourth at Advanced Rookie Bristol of the Appalachian League ... the 2001 Bristol Sox led the league in complete games (five), walked a league-low 148 batters and limited opponents to a .255 (506-1,987) average ... his 2000 staff finished second in the APPY in strikeouts (537) and tied for second in complete games (three) ... in 1999 his pitching corps led the league in strikeouts (662) and saves (25), tied for the league lead in complete games (four) and ranked second in ERA (3.89) ... served from 1996-98 as pitching coach at Class A Hickory ... spent his first season (1995) at Rookie Sarasota.

Playing Career: Posted a 34-21 record with a 3.24 ERA (160 ER/445.0 IP) in 80 games (70 starts) over five minor-league seasons in the Los Angeles organization ... won a career-high 12 games at Class A Bakersfield in 1989 ... tossed a 7.0 IP perfect game vs. St. Lucie on 8/28/91 at Class A Vero Beach.

Miscellaneous/Personal: Married Mary Jane ... has two children: Sy and Sydney ... graduated from Texas A&M University.

Managerial/Coaching Career:

1995 Pitching Coach, Sarasota, Gulf Coast League (White Sox)

1996-98 Pitching Coach, Hickory, South Atlantic League (White Sox)

1999- Pitching Coach, Bristol, Appalachian League (White Sox)



JIM SNYDER

Minor League Director of Instruction

Former Infielder

Height: 6-1 **Weight:** 200 **Born:** August 15, 1932, Dearborn, Mich.

Bats: Right **Throws:** Right **Resides:** Tampa, Fla.

Managerial/Coaching Career: Begins his ninth season as director of instruction for the White Sox minor-leagues system ... also worked in the Sox system from 1989-90 as camp coordinator and minor league field director ... managed the Seattle Mariners to a 45-60 record after taking over for Dick Williams on 6/6/88 ... has coached in the major leagues with the Chicago Cubs (1987), Seattle (1988) and San Diego (1991-92) ... managed for 14 years in the minors with Minnesota, winning Eastern League Manager of the Year honors with Three Rivers in 1971 and a Carolina League championship in 1977 and 1978 with Peninsula.

Playing Career: Played in the minor leagues for 14 seasons with three brief stints in the majors ... batted .249 (1,262-5,060) in 1,534 career minor-league games ... in 41 games in the majors with Minnesota (1961, '62 and '64), batted .140 (12-86).

Miscellaneous/Personal: Married Gyselle ... has four children: James, Deborah, Scott and Fran ... is a 1950 graduate of Fordson High School in Dearborn, Mich. ... earned bachelor's and master's degrees from Eastern Michigan.

Managerial/Coaching Career:

1966-69 Manager, Sioux Falls, Northern League (Reds)

1970 Manager, Asheville, Southern League (Reds)

1971-74 Manager, Three Rivers, Eastern League (Reds)

1977-78 Manager, Peninsula, Carolina League (Phillies)

1979 Manager, Reading, Eastern League (Phillies)

1980-81 Manager, Oklahoma City, American Association (Phillies)

1982-83 Instructor, Minor Leagues, Chicago Cubs

1984-86 Field Director of Player Development, Chicago Cubs

1987 First Base Coach, Chicago Cubs

1988 Coach, Seattle Mariners

1988 Manager, Seattle Mariners (June 6-end of season)

1989-90 Camp Coordinator & Minor League Field Director, Chicago White Sox

1991-92 Bench Coach, San Diego Padres

1993 Coach, Richmond Braves, International League (Braves)

1994- Director of Instruction, Minor Leagues, Chicago White Sox



MINOR LEAGUES

The Bullpen Sports Bar

The Bullpen Sports Bar at Comiskey Park, located under the right-field bleachers, opened to fans 21-and-over on July 18, 1996. The recently renovated, two-tiered bar is decorated with various photos and baseball memorabilia. The bar features additional outside seating which offers up-close views of the game as well as the visiting bullpen. The bar opens with the ballpark's gates and closes one hour after the conclusion of the game.

Managerial Career

YEAR	CLUB	LEAGUE	CLASS	W-L	PCT	POS.	NOTES
1966	Sioux Falls	Northwest	A	26-41	.388	5th	
1967	Sioux Falls	Northwest	A	35-33	.515	3rd	
1968	Sioux Falls	Northwest	A	41-29	.586	3rd	
1969	Sioux Falls	Northwest	A	45-25	.643	2nd	
1970	Asheville	Southern	AA	59-80	.424	8th	
1971	Three Rivers	Eastern	AA	78-59	.569	1st	EL Manager of the Year
1972	Three Rivers	Eastern	AA	76-60	.559	1st	
1973	Three Rivers	Eastern	AA	67-72	.482	3rd	
1974	Three Rivers	Eastern	AA	65-73	.471	4th	
1977	Peninsula	Carolina	A	71-67	.514	2nd/1st	
1978	Peninsula	Carolina	A	90-49	.647	2nd/1st	
1979	Reading	Eastern	AA	77-61	.558	2nd/2nd	
1980	Oklahoma City	Amer. Assoc.	AAA	70-65	.519	2nd	
1981	Oklahoma City	Amer. Assoc.	AAA	69-67	.507	3rd	
1988	SEATTLE	American		45-60	.429	7th	
MINOR TOTALS				869-781	.527		

Postseason Play

YEAR	CLUB	LEAGUE	CLASS	W-L	PCT	NOTES
1971	Three Rivers	Eastern	AA	1-3	.250	Lost to Elmira for league title.
1972	Three Rivers	Eastern	AA	0-3	.000	Lost to West Haven for title.
1977	Peninsula	Carolina	A	3-2	.600	Defeated Lynchburg for title.
1978	Peninsula	Carolina	A	3-0	1.000	Defeated Lynchburg for title.
MINOR TOTALS				7-8	.467	

TOMMY THOMPSON

Minor League Catching Coordinator

Former Catcher

Height: 6-1 **Weight:** 182 **Born:** October 18, 1957, Oklahoma City, Okla.
Bats: Left **Throws:** Right **Resides:** Oklahoma City, Okla.

Managerial/Coaching Career: Starts his 11th season as minor league catching coordinator ... began coaching in the Sox organization in 1988-89 and managed for two seasons, 1990 at Advanced Rookie Utica and 1991 at Class A South Bend.

Playing Career: Was a player/coach at Class AA Birmingham in 1988, although he did not see any action on the field until joining Class AAA Vancouver late in season ... fell seven plate appearances short of qualifying for the Southern League batting title in 1985 (.321) ... was a 27th-round pick by Atlanta in 1977 before signing with the Sox organization as a free agent in 1985 ... was a lifetime .276 (662-2,396) hitter with 70 career home runs in 779 games ... hit a career-high 17 home runs with 57 RBI at Class A Durham in 1982.

Miscellaneous/Personal: Married Mary Jo ... has one child: Michael ... graduated from Northwest Classen (Okla.) High School in 1975 ... attended the University of Oklahoma.

Managerial/Coaching Career:

1988 Player/Coach, Birmingham/Vancouver (White Sox)
 1989 Coach, Birmingham, Southern League (White Sox)
 1990 Manager, Utica, New York-Penn League (White Sox)
 1991 Manager, South Bend, Midwest League (White Sox)
 1992- Catching Coordinator, Minor Leagues, Chicago White Sox

Managerial Career

YEAR	CLUB	LEAGUE	CLASS	W-L	PCT	POS.	NOTES
1990	Utica	New York-Penn	A	31-47	.397	4th	
1991	South Bend	Midwest	A	69-70	.496	5th/3rd	
MINOR TOTALS				100-117	.461		



Fewest Fielding Chances By A Sox First Baseman

On April 27, 1930, Sox first baseman John "Bud" Clancy played the entire game at St. Louis without a putout or assist. He shares the American League record for fewest fielding chances at first base in a nine-inning game with Oakland's Gene Tenace, who equaled Clancy on September 1, 1974.

GREG WALKER

Charlotte Hitting Coach

Former First Baseman

Height: 6-3 **Weight:** 220 **Born:** October 6, 1959, Douglas, Ga.

Bats: Left **Throws:** Right **Resides:** Douglas, Ga.

Managerial/Coaching Career: Begins his first season in the White Sox organization as hitting coach with Class AAA Charlotte ... assisted the White Sox with Fantasy Camps and the Instructional League in 2000.

Playing Career: Spent nine seasons in the major leagues with the White Sox (1982-90) and Baltimore (1990) ... batted .260 (746-2,864) with 113 home runs and 444 RBI ... ranks ninth in White Sox history in home runs and slugging percentage (.453) ... hit 20-plus home runs in a season three times with the White Sox and twice drove in more than 90 runs ... appeared in 118 games as a rookie in 1983, batting .270 with 10 home runs and 55 RBI for the American League West division champions led the American League with 15 pinch-hit RBI and compiled a .371 average with two home runs in 1983 ... hit a career-high .294 with 24 home runs and 75 RBI in 1984 and followed with 24 homers and 92 RBI in 1985 ... established career highs of 27 home runs and 94 RBI in 1987 ... hit his 100th career home run on 9/23/87 at California ... led the AL in games played (163) in 1985, equalling the Sox club record set by Don Buford in 1966 ... collected a pinch-hit single in his first major-league at-bat on 9/16/82 ... suffered a life-threatening seizure during batting practice on 7/30/88 ... missed the rest of the season but returned to play in 77 games in 1989 ... was originally signed by Philadelphia in 1977 ... was signed by the White Sox in the December 1979 minor-league draft ... led the Sox Class AA Glen Falls affiliate to the Eastern League championship in 1981, leading the league in hits (163), runs scored (117), total bases (266) and doubles (33).

Miscellaneous/Personal: Married Carman Kirkland ... has three daughters: Kaycee, Leigh Ann and Lauren ... graduated from Coffee High School in Douglas, Ga., where he played football and baseball ... enjoys golf, hunting and fishing.



White Sox 2001 Organizational Honors

Edwin Almonte

Southern League Single-Season Save Leader
SL Relief Pitcher of the Year

Joe Borchard

Southern League All-Star Game MVP
Futures Game (U.S. Team)
SL Player of the Week (4/5-12)

Julio Castro

SAL Pitcher of the Week (8/17-23)

Kirk Champion

Pitching Coach, USA Baseball World Cup
International League, South Division All-Stars

Darlo Ferrand

SAL Pitcher of the Week (6/29-7/5)

Matt Guerrier

IL Pitcher of the Week (8/20-26)
SL Pitcher of the Week (6/15-22)
Baseball America Second-Team All-Star

Jerry Hairston

Arizona League Manager of the Year

Ryan Hankins

CL Batter of the Week (5/3-9)

Jon Hooker

APPY League Pitcher of the Week (7/30-8/5)

Jeff Inglin

IL Batter of the Week (7/30-8/5)

Scott Johnson

International League Trainer of the Year

Delvis Lantigua

CL Pitcher of the Week (6/14-20)

Nik Lubisich

APPY League Pitcher of the Week (7/9-15)

Corwin Malone

Baseball America Second-Team All-Star
CL Pitcher of the Week (5/11-17; 5/25-31)

Geronimo Mendoza

SL Pitcher of the Week (5/4-10)

Armando Perez

AZL Pitcher of the Week (7/9-15; 7/16-22)

Casey Rogowski

SAL Batter of the Week (4/5-12; 8/10-16)

Brian West

CL Pitcher of the Week (4/12-18)

MINOR LEAGUE TRAINING STAFF

TRUNG CAO

Conditioning Coordinator — Minor Leagues

Born: September 10, 1966, Saigon, Vietnam

Residence: Brandon, Fla.

Sox Acquisition: Hired as a conditioning coach on March 1, 1996.

College: University of Delaware (B.S. in Physical Education)

Professional Career: Begins his seventh season the Conditioning Coordinator in the White Sox minor-league system ... assists players with speed development and lateral agility ... is a Certified Strength & Conditioning Specialist ... was a part-time conditioning coach with the Sox in 1995 ... is a member of the National Strength & Conditioning Association ... has worked the Instructional League for the past seven years.

Miscellaneous/Personal: Married Helen ... enjoys photography and cooking.

JOSH FALLIN

Head Trainer — Class A Winston-Salem

Born: April 22, 1975, Abilene, Texas

Residence: Lewisville, N.C.

Sox Acquisition: Hired as an Athletic Trainer prior to the 1999 season.

College: New Mexico State University.

Professional Career: Begins his fourth season as a trainer in the White Sox organization and second at Class A Winston-Salem ... began his career with the Sox in 1999 as the trainer for the Class A affiliate in Burlington, Iowa ... served as a PBATS intern for the St. Louis Cardinals in 1998.

Miscellaneous/Personal: Married Brenna ... is a certified member of the National Athletic Trainers' Association ... graduated from New Mexico State University, where he participated in track and served as a student trainer for football and baseball ... enjoys hunting, fishing, camping and skiing.

JOE GECK

Head Trainer — Class AA Birmingham

Born: April 12, 1968, Ann Arbor, Mich.

Residence: Hickory, N.C.

Sox Acquisition: Hired as an intern with the Sarasota White Sox of the Gulf Coast League in 1992.

College: University of South Florida.

Professional Career: Enters his 10th season as a trainer in the White Sox minor league system (second at Birmingham) ... spent two years as the athletic trainer for the Sox Class A affiliate in Winston-Salem from 1999-2000 ... is a certified and licensed Athletic Trainer and member of the National Athletic Trainers' Association ... worked six seasons (1993-98) as trainer at Class A Hickory where he was named South Atlantic League All-Star Athletic Trainer in 1994 ... interned with the White Sox Gulf Coast League affiliate in Sarasota, Fla. in 1992 ... began his baseball athletic training career with the Kansas City Royals in 1990 as the GCL Athletic Trainer ... served as trainer for Caribes de Oriente of the Venezuelan Winter League in 1994 ... has worked several Instructional Leagues with the White Sox.

Miscellaneous/Personal: Married Susan ... received his bachelor's degree in Wellness Leadership from the University of South Florida ... has two dogs.

SCOTT JOHNSON

Head Trainer — Class AAA Charlotte

Born: August 7, 1960, Bismarck, N.D.

Residence: Charlotte, N.C.

Sox Acquisition: Hired as an Athletic Trainer with Class A South Bend prior to the 1989 season.

College: North Dakota State University.

Professional Career: Returns for his 14th season as a trainer in the White Sox organization ... was named International League Athletic Trainer of the Year in 2001 ... has spent the past four seasons with the White Sox Triple-A affiliate (three with Charlotte and one at Calgary) ... was part of two minor-league championship teams: 1989 in South Bend and 1999 with Charlotte ... served as trainer for Class AA Birmingham (1995-97) ... worked the previous season with Class A Prince William ... spent 1992-93 as the trainer for the Sarasota White Sox of the Florida State League ... was selected as the All-Star Trainer for the FSL in 1992 and the Midwest League in 1989 ... spent his first two seasons in the Sox organization with Class A South Bend of the Midwest League ... has worked in the Venezuelan Winter League and the Arizona Fall League ... served as a trainer for the Venezuelan team in the 2000 Caribbean World Series ... spent three seasons (1986-89) with the Alaska Goldpanners of the Alaska Summer League.

Miscellaneous/Personal: Married Susan ... graduated from North Dakota State with a bachelor's degree in Athletic Training ... is a certified member of the National Athletic Trainers' Association ... enjoys NASCAR racing, bird hunting and the outdoors.

KEVIN PILLIFANT**Head Trainer — Class A Kannapolis**

Born: September 4, 1977, Sarasota, Fla.

Residence: Sarasota, Fla.

Sox Acquisition: Hired as an Athletic Trainer at Advanced Rookie Bristol prior to the 2000 season.

College: Bluefield College (B.S. in Sport Medicine); San Jose State University (M.S. in Kinesiology).

Professional Career: Begins his second consecutive season as trainer at Class A Kannapolis ... spent his first season in the White Sox organization as trainer for Advanced Rookie Bristol in 2000.

Miscellaneous/Personal: Obtained his bachelor's degree in sports medicine from Bluefield College ... played collegiate baseball and served as student trainer for numerous sports teams ... graduated from San Jose State with a master's degree in Kinesiology ... attended San Jose State's Graduate Athletic Training Program.

MARK SNOW**Head Trainer — Rookie Phoenix**

Born: May 12, 1974, Blair, Neb.

Residence: San Jose, Calif.

Sox Acquisition: Hired as an Athletic Trainer at Advanced Rookie Bristol prior to the 2001 season.

College: Midland Lutheran College (Bachelor's degree); San Jose State University (Master's degree).

Professional Career: Returns for his second season as a trainer in the White Sox minor-league system ... spent last season as the trainer for Advanced Rookie Bristol.

Miscellaneous/Personal: Played four years of football at Midland Lutheran College in Fremont, Neb. ... served as student trainer for the baseball team ... was a graduate assistant at Stanford University from 1999-2001.

SCOTT TAKAO**Minor League Training/Rehabilitation Coordinator**

Born: November 30, 1963, Selma, Calif.

Residence: Tucson, Ariz.

Sox Acquisition: Hired as the rookie ball/rehabilitation trainer at Class A Sarasota in 1989.

College: California State-Hayward University (Bachelor degree); Temple University (Master's degree).

Professional Career: Enters his 14th year with the White Sox minor-league training staff ... was appointed Minor League Rehabilitation Coordinator following the 2000 season ... is a certified member of the National Athletic Trainers' Association ... is licensed in Arizona and Illinois ... served as trainer for Class AA Birmingham from 1998-2000 ... was named the West Division Athletic Trainer for the 2000 Southern League All-Star Game ... was honored as the Southern League Athletic Trainer of the Year in 1999 ... spent three seasons in the Carolina League with Class A Prince William (1995-96) and Winston-Salem (1997) ... worked as the athletic trainer for Class A South Bend from 1992-94 ... was part of the 1993 Midwest League Championship squad ... began his career with the White Sox in 1989 as the rookie ball/rehabilitation trainer at Sarasota of the Florida Gulf Coast League ... worked two seasons with Caribes de Oriente in the Venezuelan Winter League ... served as the assistant athletic trainer of the Phoenix Desert Dogs of the Arizona Fall League in 2000 and the Head Trainer of the Mesa Solar Sox in 2001.

Miscellaneous/Personal: Graduated from California State-Hayward with a bachelor's degree in Physical Education/Athletic Training in 1988 ... obtained his master's degree from Temple University in 1991.

TOMAS VERA**Head Trainer — Advanced Rookie Bristol**

Born: December 12, 1967, Caracas, Venezuela

Residence: Sarasota, Fla.

Sox Acquisition: Hired as an Athletic Trainer at Rookie Sarasota in 1994.

College: University of Libertador, Venezuela.

Professional Career: Enters his ninth season as trainer for the White Sox rookie ball affiliate ... worked with the White Sox rookie affiliate in Sarasota (1994-97), Tucson (1998-2000) and Phoenix (2001) ... began his baseball career in the Venezuelan Summer League with Azucareros ... served as trainer in the Venezuelan Winter League with the Aragua, Caracas, Cabimas and Pastora ... spent time in the Dominican Winter League with the Lacey Tigers (2000-01) ... prior to joining the White Sox, Vera worked for the Milwaukee Brewers in Spring Training/Extended Spring and the Venezuelan Academy from 1992-93.

Miscellaneous/Personal: Married Mariela ... has two children: son Rafael and a daughter Carolina ... graduated from the University of Libertador in Maracay, Venezuela ... attended graduate school at Kinesologia ... took courses at Manatee Community College and the University of Tampa to qualify to sit for the National Athletic Trainers' Association examination.

MINOR LEAGUE PLAYERS

ACEVES, JONATHAN — Catcher

Bats: Right **Throws:** Right **Born:** March 7, 1978, Sonora, Mexico
Height: 6-2 **Weight:** 187 **Resides:** Sonora, Mexico

Recommended/Signed By: Mike Sgobba/Jack Pierce (White Sox)

Sox Acquisition: Signed as a free agent, April 19, 1997.

Minor League Highlights: 2001: Combined to hit .215 (55-256) with eight home runs and 33 RBI at Class A Winston-Salem and Class AA Birmingham ... hit .304 vs. left-handers at Winston-Salem ... appeared in 60 games at catcher and 13 as a first baseman. 2000: Made 67 starts at catcher at Winston-Salem. 1999: Appeared in 63 games (59 at catcher) at Class A Burlington ... ranked second on the team in hit-by-pitch (eight) and sacrifice flies (five). 1998: Ranked second on team at Advanced Rookie Bristol with three triples and a .425 on-base percentage ... finished ninth among short season catchers with a .296 average. 1997: Made pro debut at Rookie Sarasota.

Miscellaneous/Personal: Graduated from Centro De Bachillerato Tecnologico Industrial High School in Sonora, Mexico ... attended the Universidad Antonoma De Baja, Calif.

YEAR	CLUB	AVG	G	AB	R	H	TB	2B	3B	HR	RBI	SH	SF	HB	BB	SO	SB	CS	E
1997	Sarasota	.184	30	76	9	14	18	4	0	0	4	0	0	2	9	18	0	0	7
1998	Bristol	.296	43	135	29	40	70	12	3	4	30	3	1	2	29	38	1	3	8
1999	Burlington	.188	65	202	28	38	63	9	2	4	23	5	1	8	35	52	3	2	10
2000	Winston-Salem	.212	76	259	41	55	85	17	2	3	17	1	2	5	20	65	3	1	10
2001	Winston-Salem	.214	70	220	33	47	77	8	2	6	27	4	3	5	24	65	2	0	10
	Birmingham	.222	12	36	5	8	15	1	0	2	6	1	1	1	2	13	0	0	3
MINOR TOTALS		.218	296	928	145	202	328	51	9	19	107	14	8	23	119	251	9	6	48

ALLEN, WYATT — Pitcher

Bats: Right **Throws:** Right **Born:** April 12, 1980, Nashville, Tenn.
Height: 6-4 **Weight:** 205 **Resides:** Brentwood, Tenn.

Recommended/Signed By: Ken Stauffer/Larry Grefer (White Sox)

Sox Acquisition: Selected with a sandwich pick between the first and second rounds (39th overall), June 2001 First-Year Player Draft.

Minor League Highlights: 2001: Made pro debut at Class A Kannapolis ... was tabbed by *Baseball America* as having the Best Fastball and being Closest To The Majors among the White Sox 2001 Draft class ... same publication also listed him as the No. 15 Prospect in the Sox organization ... ranked among the organizational leaders with two complete games ... recorded consecutive complete-game wins on 7/24-30, allowing one earned run in 14.0 IP with 12 strikeouts.

Miscellaneous/Personal: Played collegiate baseball at the University of Tennessee ... was ranked 54th among *Baseball America's* Top 100 Prospects ... was 10-3 with a 6.38 ERA (73 ER/104.1 IP) and 110 strikeouts in 2001 ... his 110 strikeouts led the Southeastern Conference ... helped the Volunteers reach the College World Series ... outdueled All-America pitcher Dewon Brazelton (No. 3 pick in draft) of Middle Tennessee State in the NCAA Regionals, striking out a career-high 14 batters on 5/25/01 ... was named the Most Outstanding Player in the NCAA Knoxville Regional ... college teammate of White Sox sixth round selection, Stevie Daniel ... left school ranked among the school's career leaders in strikeouts (6th, 2003) and appearances (8th, 53) ... played with the Orleans Cardinals in the 2000 Cape Cod League ... was listed by *Baseball America* among the Top 10 Prospects in the CCL ... graduated in 1998 from Brentwood (Tenn.) Academy ... played for Class 2A State Championship team as senior ... was selected by the Pittsburgh Pirates in the 32nd round of the 1998 draft but did not sign.

YEAR	CLUB	W-L	PCT	ERA	G	GS	CG	SHO	SV	IP	H	R	ER	HR	HB	BB-I	SO	WP	BK
2001	Kannapolis	4-5	.444	3.16	12	11	2	0	0	62.2	60	29	22	4	5	16-1	45	4	1

AMADOR, CHRIS — Second Baseman

Bats: Right **Throws:** Right **Born:** December 14, 1982, Arecibo, Puerto Rico
Height: 5-10 **Weight:** 160 **Resides:** Camuy, Puerto Rico

Recommended/Signed By: Bob Fontaine/Rico Cortes (White Sox)

Sox Acquisition: Selected in the eighth round, June 2000 First-Year Player Draft.

Minor League Highlights: 2001: Rated by *Baseball America* as the Best Defensive Second Baseman in the South Atlantic League at Class A Kannapolis ... finished second on the team in triples (six) and led for second in stolen bases (29) ... played for Carolina of the Puerto Rican Winter League. 2000: Named by *Baseball America* as the No. 7 Prospect in the Sox organization and the Best Defensive Player for the Sox 2000 draft class ... also cited by the same publication as the Fastest Baserunner in the Sox organization ... hit .302 in pro debut at Rookie Tucson ... led the Arizona League and ranked fifth among short season players with 40 stolen bases ... ranked third in the AZL in at-bats (212) and fourth in runs scored (48).

Miscellaneous/Personal: Graduated from Luis Felipe Crespo High School in Puerto Rico ... played American Legion and Connie Mack baseball ... brother, Gerry, is an outfielder in the Detroit Tigers system.

YEAR	CLUB	AVG	G	AB	R	H	TB	2B	3B	HR	RBI	SH	SF	HB	BB	SO	SB	CS	E
2000	Tucson	.302	53	212	48	64	80	10	3	0	31	1	0	6	30	46	40	13	15
2001	Kannapolis	.196	102	322	42	63	92	8	6	3	28	8	2	8	15	127	29	12	10
MINOR TOTALS		.238	155	534	90	127	172	18	9	3	59	9	2	14	45	173	69	25	25

ASPITO, JASON — Outfielder

Bats: Left **Throws:** Right **Born:** January 3, 1979, Chicago, Ill.
Height: 6-0 **Weight:** 200 **Resides:** Itasca, Ill.

Recommended/Signed By: Ed Pebley/Joe Butler (White Sox)

Sox Acquisition: Selected in the ninth round, June 2000 First-Year Player Draft.

Minor League Highlights: 2001: Spent the entire season at Class A Winston-Salem ... led team in doubles (30) and hit-by-pitch (10) ... was 3-7 (.429) with one home run and eight RBI with the bases loaded ... twice drove in four runs. **2000:** Made pro debut at Class A Burlington ... appeared in 36 games at third base and 19 in the outfield.

Miscellaneous/Personal: Was named First-Team All-WCC at Loyola-Marymount as a junior in 2000 after hitting .360 with 10 home runs and 52 RBI ... hit game-winning, three-run home run off the right field scoreboard in the WCC Championship game ... graduated in 1997 from Driscoll Catholic High School, where he was a member of the Illinois State baseball championship team ... drafted out of high school by the White Sox in 1997 (45th round) but did not sign.

YEAR	CLUB	AVG	G	AB	R	H	TB	2B	3B	HR	RBI	SH	SF	HB	BB	SO	SB	CS	E
2000	Burlington	.248	61	206	17	51	72	10	1	3	27	1	2	3	14	48	3	4	7
2001	Winston-Salem	.254	127	402	46	102	156	30	3	6	35	10	2	10	21	113	7	10	10
MINOR TOTALS		.252	188	608	63	153	228	40	4	9	62	11	4	13	35	161	10	14	17

BAJENARU, JEFF — Pitcher

Bats: Right **Throws:** Right **Born:** March 21, 1978, Pomona, Calif.
Height: 6-1 **Weight:** 190 **Resides:** Rancho Cucamonga, Calif.

Recommended/Signed By: John Kazanas (White Sox)

Sox Acquisition: Selected in the 36th round, June 1999 First-Year Player Draft.

Minor League Highlights: 2001: Led Class A Winston-Salem with 10 saves ... averaged 11.4 strikeouts per 9.0 IP (51 SO/40.1 IP) ... limited opponents to a .216 (32-148) average ... left-handers hit .185 (12-65); right-handers .241 (20-83) ... pitched the ninth inning of the first combined no-hitter in Winston-Salem history on 4/15 vs. Myrtle Beach ... allowed just one earned run from 4/11-5/25, a span of 18 outings ... posted a 1.59 ERA (3 ER/17.0 IP) at home compared to 4.63 on the road. **2000:** Went 3-1 with a 4.05 ERA (12 ER/26.2 IP) in stops at Advanced Rookie Bristol and Winston-Salem ... limited opponents to a .173 (17-98) average ... ranked among the organizational leaders with seven saves ... ERA would have been 0.76 but allowed 10 of his 12 earned runs in 3.0 IP ... averaged 15.5 strikeouts per 9.0 IP (46 SO/26.2 IP).

Miscellaneous/Personal: Agreed to terms with the White Sox on 5/29/00 after being selected in the 36th round of the 1999 draft ... played collegiately at Oklahoma, where he pitched and played the outfield ... earned the following All-America awards as a senior in 1999: First-Team as a utility player by the National Collegiate Baseball Writers Association and the American Baseball Coaches Association/Rawlings; Second Team from *Baseball Weekly* and *The Sporting News*; Third Team as a utility player by *Baseball America* and as a relief pitcher from *Collegiate Baseball* ... was named First-Team All-Big 12 as an outfielder and second team as a relief pitcher ... broke the school's single-season (19) and career (27) saves records ... his 19 saves in 1999 were second in the nation and set a Big 12 Conference single-season record ... was a career .327 (142-433) hitter with 21 home runs and 92 RBI as an outfielder ... graduated from Riverside Community College, where he was drafted in the 13th round by Oakland in 1998 (did not sign) ... re-entered draft and selected by the Sox in 1999 before returning to Oklahoma for his senior season.

YEAR	CLUB	W-L	PCT	ERA	G	GS	CG	SHO	SV	IP	H	R	ER	HR	HB	BB-I	SO	WP	BK
2000	Bristol	1-1	.500	3.77	12	0	0	0	5	14.1	10	6	6	2	0	5-0	31	2	0
	Winston-Salem	2-0	1.000	4.38	10	0	0	0	2	12.1	7	6	6	1	2	5-0	15	4	0
2001	Winston-Salem	2-4	.333	3.35	35	0	0	0	10	40.1	32	18	15	3	1	21-2	51	3	1
	Birmingham	0-0	.000	0.00	2	0	0	0	0	4.1	4	0	0	0	0	3-0	5	1	0
MINOR TOTALS		5-5	.500	3.41	59	0	0	0	17	71.1	53	28	27	6	3	34-2	102	10	1

BATTERSBY, ERIC — First Baseman

Bats: Right **Throws:** Left **Born:** February 28, 1976, San Antonio, Texas
Height: 6-1 **Weight:** 205 **Resides:** Corpus Christi, Texas.

Recommended/Signed By: Ken Stauffer/Paul Provas (White Sox)

Sox Acquisition: Selected in the 27th round, June 1998 First-Year Player Draft.

Minor League Highlights: 2001: Selected by *Baseball America* as the Best Defensive First Baseman in the Southern League ... his 80 walks led Class AA Birmingham and ranked fifth among all Class AA players ... finished among the organizational leaders in five offensive categories ... reached base safely in 37 straight games from 6/1-7/14 ... 10 of his 14 home runs were hit from the left side ... hit .320 (33-103) vs. left-handers, .318 with the bases loaded and .301 with runners in scoring position. **2000:** Ranked among the organizational leaders in walks (55) at Birmingham, **1999:** Was named the Charles W. Lubin award winner at Class A Burlington ... ranked among the organizational leaders in 10 categories ... led team in home runs (18) and RBI (93) ... started at first base for the West Division in the Midwest League All-Star Game ... batted .400 with five home runs and 15 RBI in the postseason for the MWL champions ... went 4-4 with four home runs and six RBI in the deciding Game 5 of the MWL semifinals vs. Kane County ... also was 4-5 with a home run in Game 5 of the MWL championship series victory vs. Wisconsin ... was named MWL Player of the Week for 5/9-15. **1998:** Spent first pro season at Rookie Tucson ... his .375 average led the team, ranked second in the Arizona League and fourth among short season players (second among outfielders) ... led the AZL with a .640 slugging percentage, ranked second with a .479 on-base percentage, and tied for second in home runs (five) and extra-base hits (23) ... made one appearance in relief, going 0.1 IP with one strikeout.

Miscellaneous/Personal: Attended St. Mary's University (Texas) ... was a First Team All-Conference selection four consecutive seasons ... was 65 of 76 (85.5 percent) in stolen base attempts ... a career .381 hitter, led team in average (.455), hits (92), doubles (30), home runs (18), RBI (85) and on-base percentage (.557) as a senior.

YEAR	CLUB	AVG	G	AB	R	H	TB	2B	3B	HR	RBI	SH	SF	HB	BB	SO	SB	CS	E
1998	Tucson	.375	43	136	34	51	87	15	3	5	27	1	2	0	29	32	4	2	3
1999	Burlington	.290	132	472	78	137	222	27	2	18	93	0	9	4	83	90	13	2	12
2000	Birmingham	.238	127	411	59	98	148	20	3	8	43	1	4	3	55	64	6	8	9
2001	Birmingham	.253	133	438	69	111	174	19	1	14	67	4	9	3	80	87	6	4	7
MINOR TOTALS		.272	435	1457	240	397	631	81	9	45	230	6	24	10	247	293	29	16	31

BAUGHMAN, JUSTIN — Infielder

See biography in Non-Roster Invitees section on page 185.

BIKOWSKI, SCOTT — Outfielder

Bats: Left **Throws:** Left **Born:** February 12, 1977, Hartford, Conn.
Height: 6-0 **Weight:** 185 **Resides:** Suffield, Conn.

Recommended/Signed By: Tom Kolchman (Angels)

Sox Acquisition: Acquired from the Anaheim Angels with Josh Shaffer in exchange for Dan Mozingo and Jim Sweeney, December 21, 2001.

Minor League Highlights: 2001: Set career highs in virtually every offensive category at Class A Rancho Cucamonga in the Angels system ... was named "Star of Stars" at the California League All-Star Game ... hit .312 at home and .283 on the road ... nine of his home runs came vs. right-handed pitching. 2000: Spent season at Class A Cedar Rapids. 1999: Made pro debut at Class A Boise ... led Northwest League in doubles (22) and finished third in runs scored (59).

Miscellaneous/Personal: Attended Florida Southern University ... was drafted in the 17th round of the June 1999 First-Year Player Draft ... graduated in 1995 from Suffield (Conn.) High School.

YEAR	CLUB	AVG	G	AB	R	H	TB	2B	3B	HR	RBI	SH	SF	HB	BB	SO	SB	CS	E
1999	Boise	.297	65	246	59	73	101	*22	0	2	45	3	1	5	46	42	11	4	1
2000	Cedar Rapids	.246	117	422	53	104	148	14	3	8	55	4	3	7	61	79	6	9	7
2001	Rancho Cucu.	.297	128	482	81	143	211	28	5	10	53	3	2	5	63	94	24	9	9
MINOR TOTALS		.278	310	1150	193	320	460	64	8	20	153	10	6	17	170	215	41	22	17

*Led League

BITTNER, TIM — Pitcher

Bats: Left **Throws:** Left **Born:** June 9, 1980, Reading, Pa.
Height: 6-2 **Weight:** 205 **Resides:** Wilmington, Del.

Recommended/Signed By: Ken Stauffer/John Tumminia (White Sox)

Sox Acquisition: Selected in the 10th round, June 2001 First-Year Player Draft.

Minor League Highlights: 2001: Was tabbed by *Baseball America* as making the Best Pro Debut among the Sox 2001 draft class ... made debut at Advanced Rookie Bristol, going 6-1 with a 1.10 ERA (6 ER/49.0 IP) and 53 strikeouts ... tied for the Appalachian League lead in wins and tied for second in complete games (two) and shutouts (one) ... averaged 9.7 strikeouts per 9.0 IP and limited opponents to a .190 (34-179) average in eight starts ... was winless in four starts at Class A Kannapolis.

Miscellaneous/Personal: Attended Marist College ... posted an 8-3 mark with a 3.63 ERA (35 ER/86.2 IP) in 13 starts in 2001 ... also hit .397 (77-194) with 36 RBI as the designated hitter ... averaged 9.1 strikeouts per 9.0 IP (88 SO) ... was named to the All-MAAC Tournament team and the All-MAAC team.

YEAR	CLUB	W-L	PCT	ERA	G	GS	CG	SHO	SV	IP	H	R	ER	HR	HB	BB-I	SO	WP	BK
2001	Bristol	#6-1	.857	1.10	8	8	1	1	0	49.0	34	14	6	0	4	12-0	53	4	2
	Kannapolis	0-3	.000	4.43	4	4	0	0	0	20.1	21	18	10	1	4	9-0	15	4	1
MINOR TOTALS		6-4	.600	2.08	12	12	1	1	0	69.1	55	32	16	1	8	21-0	68	8	3

BOHANNAN, KYLE — Pitcher

Bats: Right **Throws:** Right **Born:** September 2, 1977, Springdale, Ark.
Height: 6-3 **Weight:** 170 **Resides:** Springdale, Ark.

Recommended/Signed By: Ken Stauffer/Alex Slattery (White Sox)

Sox Acquisition: Selected in the 28th round, June 2000 First-Year Player Draft.

Minor League Highlights: 2001: Split time between Class A Winston-Salem and Class AA Birmingham ... went a combined 5-6 with a 4.02 ERA (39 ER/87.1 IP), five saves and 58 strikeouts ... tied for third with 12 games finished at Birmingham ... tossed 1.0 scoreless IP in Winston-Salem's combined no-hitter on 4/15 vs. Myrtle Beach ... home ERA at Winston-Salem was 1.56. 2000: Spent majority of season at Advanced Rookie Bristol ... combined to go 4-3 with a 1.48 ERA (5 ER/30.1 IP) ... averaged 10.1 strikeouts per 9.0 IP (34 SO) ... posted a 3.4:1 strikeout-to-walk ratio (10 BB) ... opponents hit .208.

Miscellaneous/Personal: Attended the University of Arkansas ... posted a 3-2 mark with a 6.22 ERA (38 ER/55.0 IP) in 21 appearances (four starts) in 2000 ... graduate of Pratt Community College and Springdale (Ark.) High School ... earned All-State honors in track in high school ... tossed a no-hitter in high school.

YEAR	CLUB	W-L	PCT	ERA	G	GS	CG	SHO	SV	IP	H	R	ER	HR	HB	BB-1	SO	WP	BK
2000	Bristol	4-2	.667	1.09	15	0	0	0	4	24.2	16	5	3	0	3	10-2	29	1	0
	Winston-Salem	0-1	.000	3.18	4	0	0	0	2	5.2	5	2	2	0	0	0-0	5	0	0
2001	Winston-Salem	2-1	.667	1.73	23	0	0	0	5	36.1	39	10	7	0	1	10-1	33	2	0
	Birmingham	3-5	.375	5.65	29	0	0	0	0	51.0	61	36	32	9	3	21-2	25	2	0
MINOR TOTALS		9-9	.500	3.37	71	0	0	0	11	117.2	115	53	44	9	7	41-5	92	5	0

BORCHARD, JOE — Outfielder

See biography in Non-Roster Invitees section on page 187.

BOUNDS, BRANDON — First Baseman

Bats: Left Throws: Right Born: August 10, 1981, Arlington, Texas

Height: 6-5 Weight: 195 Resides: Arlington, Texas

Recommended/Signed By: Paul Provas (White Sox)

Sox Acquisition: Selected in the 32nd round, June 2000 First-Year Player Draft.

Minor League Highlights: 2001: Made pro debut at Rookie Phoenix ... played 25 games at first base, two in right field and one in left ... was a draft-and-follow from 2000.

Miscellaneous/Personal: Attended Grayson County (Texas) College.

YEAR	CLUB	AVG	G	AB	R	H	TB	2B	3B	HR	RBI	SH	SF	HB	BB	SO	SB	CS	E
2001	Phoenix	.239	37	113	13	27	38	4	2	1	4	1	0	0	10	33	2	1	9

BRAVO, DANNY — Second Baseman

Bats: Switch Throws: Right Born: May 27, 1977, Maracaibo, Venezuela

Height: 5-11 Weight: 175 Resides: Maracaibo, Venezuela

Recommended/Signed By: Montreal Expos

Sox Acquisition: Acquired from Montreal in exchange for Rashad Albert on May 20, 1999.

Minor League Highlights: 2001: Split season between Class AA Birmingham and Class AAA Charlotte ... combined to hit .248 (73-294) with five home runs and 35 RBI ... played second base, shortstop, third and the outfield ... appeared in 35 games for Occidente in the Venezuelan Winter League. 2000: Spent first full season in the Sox organization at Birmingham ... played every position but pitcher and catcher ... homered from both sides of the plate on 7/2 at Tennessee. 1999: Split time between Class AA Harrisburg in the Expos organization and Birmingham ... combined to hit .270 (86-318) in 95 games ... had seven RBI on 8/13 at Carolina. 1998: Split season between Class A Jupiter and Class A Cape Fear (Expos). 1997: Made stops at Class A West Palm Beach and Cape Fear. 1996: Made pro debut at West Palm Beach ... played 18 games at Class A Delmarva.

YEAR	CLUB	AVG	G	AB	R	H	TB	2B	3B	HR	RBI	SH	SF	HB	BB	SO	SB	CS	E
1996	West Palm Beach	.197	48	137	15	27	33	2	2	0	12	3	0	1	14	30	3	4	5
	Delmarva	.230	18	61	10	14	22	6	1	0	7	2	1	1	2	14	1	0	4
1997	Cape Fear	.269	73	253	28	68	88	9	1	3	84	3	3	4	9	31	3	4	12
	West Palm Beach	.162	15	37	3	6	9	1	1	0	0	0	0	0	2	5	0	0	4
1998	Cape Fear	.277	101	343	48	95	127	12	4	4	44	14	1	8	32	65	7	10	21
	Jupiter	.155	24	71	5	11	12	1	0	0	3	0	2	2	8	14	1	1	3
1999	Jupiter	.300	7	20	5	6	12	3	0	1	3	2	0	1	1	5	0	0	1
	Harrisburg	.143	12	28	0	4	5	1	0	0	2	1	0	0	1	6	0	0	2
	Birmingham	.281	76	270	49	76	96	12	1	2	38	3	3	2	41	39	6	5	14
2000	Birmingham	.232	96	340	48	79	100	12	0	3	29	2	3	2	42	56	11	9	13
2001	Birmingham	.292	42	168	22	49	71	12	2	2	22	1	0	1	17	17	3	2	6
	Charlotte	.190	39	126	11	24	35	2	0	3	13	2	0	0	7	16	1	1	3
MINOR TOTALS		.248	551	1854	244	459	610	73	12	18	207	33	13	22	176	298	36	36	88

BULLARD, JAMES — Pitcher

Bats: Left Throws: Left Born: December 29, 1979, Arcadia, Calif.

Height: 6-7 Weight: 195 Resides: West Covina, Calif.

Recommended/Signed By: Joe Butler/Matt Hattabaugh (White Sox)

Sox Acquisition: Selected in the ninth round, June 2001 First-Year Player Draft.

Minor League Highlights: 2001: Split first pro season between Advanced Rookie Bristol and Class A Kannapolis ... combined to go 4-5 with a 3.00 ERA (22 ER/66.0 IP), seven walks and 57 strikeouts ... averaged 13.5 strikeouts (31 SO/20.2 IP) and 0.4 walks (1 BB) per 9.0 IP at Bristol ... posted a 8.1:1 strikeout-to-walk ratio ... recorded 10 strikeouts twice ... recorded a complete-game, two-hit victory in last start at Bristol ... tied for third in the South Atlantic League with one shutout at Hickory ... limited left-handers to a .176 average ... compiled a 4.3:1 strikeout-to-walk ratio (26 SO/6 BB).

Miscellaneous/Personal: Went 10-7 with a 5.27 ERA (74 ER/126.1 IP) and 102 strikeouts in two seasons at the University of California-Santa Barbara ... was 7-4 with a 5.86 ERA (56 ER/86.0 IP) as a sophomore ... graduated in 1998 from Bishop Amat High School in La Puente, Calif. ... tossed a no-hitter his senior season ... played on four league championship teams and one CIF championship.

YEAR	CLUB	W-L	PCT	ERA	G	GS	CG	SHO	SV	IP	H	R	ER	HR	HB	BB-I	SO	WP	BK
2001	Bristol	1-2	.333	3.05	4	4	1	0	0	20.2	20	12	7	4	0	1-0	31	3	0
	Kannapolis	3-2	.600	2.98	8	8	1	1	0	45.1	45	18	15	4	3	6-0	26	1	1
MINOR TOTALS		4-4	.500	3.00	12	12	2	1	0	66.0	65	30	22	8	3	7-0	57	4	1

CALAHAN, SCOTT — Third Baseman

Bats: Left **Throws:** Right **Born:** May 24, 1978, Crossville, Tenn.
Height: 5-9 **Weight:** 195 **Resides:** Crossville, Tenn.

Recommended/Signed By: Warren Hughes (White Sox)

Sox Acquisition: Signed as a free agent, June 21, 2001.

Minor League Highlights: 2001: Split time between Advanced Rookie Bristol, Class A Kannapolis and Class A Winston-Salem ... combined to hit .241 (26-108) with two home runs and 20 RBI in 37 games.

Miscellaneous/Personal: Played collegiate baseball at South Alabama.

YEAR	CLUB	AVG	G	AB	R	H	TB	2B	3B	HR	RBI	SH	SF	HB	BB	SO	SB	CS	E
2001	Bristol	.255	18	51	10	13	22	2	2	1	7	0	1	1	11	9	1	1	5
	Kannapolis	.154	6	13	1	2	2	0	0	0	2	0	0	0	1	2	0	0	0
	Winston-Salem	.250	13	44	5	11	16	2	0	1	11	2	1	1	4	8	0	2	5
MINOR TOTALS		.241	37	108	16	26	40	4	2	2	20	2	2	2	16	19	1	3	10

CARADONNA, BRETT — Outfielder

Bats: Left **Throws:** Right **Born:** December 3, 1978, La Mesa, Calif.
Height: 6-1 **Weight:** 185 **Resides:** San Diego, Calif.

Recommended/Signed By: Ed Pebley/George Kachigian (White Sox)

Sox Acquisition: Selected with a sandwich pick between the first and second rounds (34th overall) of the June 1997 free agent draft.

Minor League Highlights: 2001: Played at Class A Winston-Salem for the third straight season ... made 58 starts in the outfield and 41 as the designated hitter ... batted in eight of the nine spots in the lineup ... made only appearance at Class AA Birmingham as a pinch hitter. 2000: Spent season at Winston-Salem, recording 20-plus doubles for the third straight year. 1999: Ranked ninth in the organization with 28 doubles at Winston-Salem ... finished second on the team in hits (123), total bases (186) and games played (124) ... homered twice with five RBI on 5/6 at Potomac. 1998: Spent the entire season at Class A Hickory, where he tied for second on the team in doubles (21) and ranked third in hits (119). 1997: Split first pro season between Rookie Sarasota and Advanced Rookie Bristol, combining to hit .291 (59-203) ... led Sarasota with a .415 slugging percentage ... average reached high of .448 at Bristol.

Miscellaneous/Personal: Graduated in 1997 from El Capitan High School in San Diego ... was rated by *Baseball America* as the Fourth-Best Hitter and Best Pure Hitter among Sox 1997 draft selections ... stepfather, Greg Soulds, played football for the Atlanta Falcons from 1968-71.

YEAR	CLUB	AVG	G	AB	R	H	TB	2B	3B	HR	RBI	SH	SF	HB	BB	SO	SB	CS	E
1997	Sarasota	.276	36	123	15	34	51	5	3	2	16	0	3	1	11	21	3	0	1
	Bristol	.313	22	80	16	25	31	3	0	1	12	0	0	1	13	16	3	2	1
1998	Hickory	.266	116	447	43	119	151	21	1	3	35	1	3	5	45	84	15	11	6
1999	Winston-Salem	.251	128	505	68	127	190	28	4	9	62	4	5	2	48	108	18	7	5
2000	Winston-Salem	.208	103	365	39	76	106	20	2	32	1	0	2	29	70	3	1	2	
2001	Winston-Salem	.235	104	345	34	81	103	14	1	2	25	3	4	5	29	66	7	7	7
	Birmingham	.000	1	1	0	0	0	0	0	0	0	0	0	0	0	0	0	0	0
MINOR TOTALS		.248	510	1866	215	462	632	91	11	19	182	9	15	16	175	365	49	28	22

CASTRO, JULIO — Pitcher

Bats: Right **Throws:** Right **Born:** June 30, 1981, San Pedro de Macoris, D.R.
Height: 6-1 **Weight:** 165 **Resides:** San Pedro de Macoris, D.R.

Recommended/Signed By: Mike Sgobba/Juan Bernhardt (White Sox)

Sox Acquisition: Signed as a free agent, January 29, 1998.

Minor League Highlights: 2001: Converted from shortstop to pitcher prior to the season ... posted a 3-1 mark with a 2.67 ERA and four saves at Class A Kannapolis ... averaged 11.3 strikeouts per 9.0 IP (68 SO/54.0 IP), 14th-best average among Class A pitchers ... was named South Atlantic League Pitcher of the Week for 8/17-23 ... posted a 1.86 ERA (6 ER/29.0 IP) on the road ... tossed 9.1 scoreless IP from 6/10-7/7 ... limited right-handers to a .209 (28-134) average. 2000: Made pro debut at Rookie Tucson ... tied for fourth in the Arizona League in stolen bases (20) ... was 20 of 22 (90.9 percent) in stolen base attempts ... led team with 36 RBI ... recorded an RBI in nine straight games from 6/24-7/4. 1999: Played in the Dominican Summer League, hitting .253 (43-170) with 14 stolen bases in 59 games.

YEAR	CLUB	W-L	PCT	ERA	G	GS	CG	SHO	SV	IP	H	R	ER	HR	HB	BB-I	SO	WP	BK
2001	Kannapolis	3-1	.750	2.67	40	0	0	0	4	54.0	46	22	16	3	2	21-6	68	6	1

CAVIN, JONATHAN — Outfielder**Bats:** Left **Throws:** Right **Born:** March 19, 1980 in Tulsa, Okla.**Height:** 6-3 **Weight:** 220 **Resides:** Stillwell, Okla.**Recommended/Signed By:** Ken Stauffer/John Kazanas (White Sox)**Sox Acquisition:** Selected in the 30th round, June 1999 First-Year Player Draft.**Minor League Highlights:** 2001: Spent the season at Advanced Rookie Bristol ... finished fifth among Appalachian League leaders in average (.317) ... hit .333 (51-153) over the final 46 games ... led team in average, slugging (.419) and on-base percentage (.388) ... recorded a hit and a run scored in eight straight games from 8/14-21. 2000: Hit .288 in first pro season at Rookie Tucson after agreeing to terms with the Sox on 5/25 ... tied for third in the Arizona League with 38 walks.**Miscellaneous/Personal:** Attended Connors State J.C. ... graduated from Stillwell (Okla.) High School ... lettered in baseball and football ... hit a grand slam in his only right-handed at-bat ... enjoys fishing.

YEAR	CLUB	AVG	G	AB	R	H	TB	2B	3B	HR	RBI	SH	SF	HB	BB	SO	SB	CS	E
2000	Tucson	.288	48	156	36	45	60	9	3	0	26	0	0	2	38	25	7	3	3
2001	Bristol	.317	54	183	24	58	78	7	1	3	21	0	2	4	17	45	3	1	4
MINORTOTALS		.304	102	339	60	103	136	16	4	3	47	0	2	6	55	70	10	4	7

CIRACO, DARREN — Outfielder**Bats:** Right **Throws:** Right **Born:** April 6, 1981, New Rochelle, N.Y.**Height:** 6-2 **Weight:** 200 **Resides:** New Rochelle, N.Y.**Recommended/Signed By:** John Tumminia (White Sox)**Sox Acquisition:** Selected in the 31st round, June 2000 First-Year Player Draft.**Minor League Highlights:** 2001: Led Class A Kannapolis in triples (seven) and finished second in sacrifice flies (seven) ... hit .310 (61-197) with runners on base ... collected 13 RBI during a nine-game span from 4/26-5/4 ... played all three outfield positions. 2000: Hit .324 in pro debut at Rookie Tucson ... recorded a hit and RBI in five straight games from 7/30-8/7 ... was 4-6 (.667) as a pinch hitter.**Miscellaneous/Personal:** Attended Briardlife J.C.

YEAR	CLUB	AVG	G	AB	R	H	TB	2B	3B	HR	RBI	SH	SF	HB	BB	SO	SB	CS	E
2000	Tucson	.324	33	105	21	34	47	7	0	2	18	0	0	0	8	25	1	2	0
2001	Kannapolis	.253	111	388	43	98	142	15	7	5	52	1	6	3	25	92	14	11	10
MINORTOTALS		.268	144	493	64	132	189	22	7	7	70	1	6	3	33	117	15	13	10

COCHRANE, MARK — Catcher**Bats:** Right **Throws:** Right **Born:** May 31, 1980, Boardman, Ohio**Height:** 5-10 **Weight:** 180 **Resides:** Coral Springs, Fla.**Recommended/Signed By:** George Bradley/José Ortega (White Sox)**Sox Acquisition:** Selected in the 25th round, June 1998 First-Year Player Draft.**Minor League Highlights:** 2001: Combined to hit .279 (19-68) with nine RBI at Rookie Phoenix and Advanced Rookie Bristol ... spent majority of season at Phoenix ... batted .310 in July ... appeared in 18 games at catcher and five as the designated hitter. 2000: Spent most of season at Bristol after beginning at Class A Burlington. 1999: Appeared in 29 games (23 starts) in his first season at Rookie Tucson after agreeing to terms with the Sox on 5/18.**Miscellaneous/Personal:** Played one season at Broward (Fla.) College ... teammate of former Sox shortstop Mike Caruso at Stoneman Douglas High School in Coral Springs, Fla.

YEAR	CLUB	AVG	G	AB	R	H	TB	2B	3B	HR	RBI	SH	SF	HB	BB	SO	SB	CS	E
1999	Tucson	.220	29	82	13	18	25	5	1	0	2	2	0	2	10	19	0	0	7
2000	Burlington	.188	6	16	2	3	5	2	0	0	0	0	0	0	3	7	0	0	0
	Bristol	.236	28	89	9	21	25	1	0	1	11	0	1	1	8	16	0	1	2
2001	Bristol	.294	6	17	3	5	7	2	0	0	2	0	0	0	1	3	0	0	2
	Phoenix	.275	21	51	6	14	16	2	0	0	7	0	0	0	11	11	0	1	0
MINORTOTALS		.239	90	255	33	61	78	12	1	1	22	2	1	3	33	56	0	2	11

CRUZ, RAMON — Pitcher**Bats:** Right **Throws:** Right **Born:** May 30, 1981, Loma de Cabrera, D.R.**Height:** 6-3 **Weight:** 185 **Resides:** Santo Domingo, D.R.**Recommended/Signed By:** Denny Gonzalez (White Sox)**Sox Acquisition:** Signed as a free agent, May 20, 1999.**Minor League Highlights:** 2001: Spent first pro season at Rookie Phoenix ... compiled a 7.0:1 strikeout-to-walk ratio (21 SO/3 BB) ... limited opponents to a .174 (15-86) average. 2000: Played second straight season in the Dominican Summer League. 1999: Played in the DSL.

YEAR	CLUB	W-L	PCT	ERA	G	GS	CG	SHO	SV	IP	H	R	ER	HR	HB	BB-I	SO	WP	BK
2001	Phoenix	1-2	.333	1.11	6	5	0	0	0	24.1	15	6	3	1	0	3-0	21	0	0

CURRERI, JOE — Pitcher**Bats:** Right **Throws:** Right **Born:** June 29, 1977, Suffern, N.Y.**Height:** 6-1 **Weight:** 195 **Resides:** Pomona, N.Y.**Recommended/Signed By:** George Bradley/John Tumminia (White Sox)**Sox Acquisition:** Selected in the 23rd round, June 1999 First-Year Player Draft.**Minor League Highlights:** 2001: Spent most of season at Class A Winston-Salem, finishing second on the team in appearances (33) ... won only appearance at Class AAA Charlotte on 5/14, going 3.0 scoreless IP. 2000: Averaged 9.4 strikeouts per 9.0 IP (56 SO/53.2 IP) at Class A Burlington ... tied for fifth in the organization in saves (12) and was second on the team in appearances (41) and games finished (29). 1999: Ranked second on the team in saves (five) and games finished (12) at Advanced Rookie Bristol ... limited opponents to a .189 (17-90) average ... posted a 2.7:1 strikeout to walk ratio (24 SO/9 BB).**Miscellaneous/Personal:** Attended Long Island-Brooklyn University ... graduated in 1995 from Albertus Magnus High School, where he was 11-2 with a 1.32 ERA as a senior.

YEAR	CLUB	W-L	PCT	ERA	G	GS	CG	SHO	SV	IP	H	R	ER	HR	HB	BB-I	SO	WP	BK
1999	Bristol	1-0	1.000	2.92	16	0	0	0	5	24.2	17	10	8	2	3	9-0	24	0	0
2000	Burlington	4-4	.500	3.69	41	0	0	0	12	53.2	46	24	22	5	3	35-5	56	3	1
2001	Winston-Salem	3-3	.500	4.81	33	0	0	0	1	48.2	46	27	26	5	3	19-0	44	1	0
	Charlotte	1-0	1.000	0.00	1	0	0	0	0	3.0	4	0	0	0	0	0-0	3	0	0
MINOR TOTALS		9-7	.563	3.86	91	0	0	0	18	130.0	113	61	56	12	9	63-5	127	4	1

DALESANDRO, MARK — Catcher

See biography in Non-Roster Invitees section on page 189.

DANIEL, STEVIE — Shortstop**Bats:** Right **Throws:** Right **Born:** January 16, 1980, Jacks Creek, Tenn.**Height:** 5-11 **Weight:** 175 **Resides:** Jacks Creek, Tenn.**Recommended/Signed By:** Ken Stauffer/Larry Grefer (White Sox)**Sox Acquisition:** Selected in the sixth round, June 2001 First-Year Player Draft.**Minor League Highlights:** 2001: Made pro debut at Class A Kannapolis ... began season 0-11 before reaching base safely in five of his next six games ... hit first home run on 7/17 at Lexington.**Miscellaneous/Personal:** Hit .329 (91-277) with 61 RBI for the University of Tennessee in 2001 ... left school ranked second in Southeastern Conference history with 134 career stolen bases ... ranked among the Volunteers Top 10 in several other offensive categories, including steals (second), runs scored (third) and hits (fourth) ... was a college teammate of Sox 2001 draft choice Wyatt Allen ... hit grand slam in Kinston Super Regional to help the Vols advance to the College World Series ... set school record with 58 steals in 2000 ... earned *USA Today*, *Baseball Weekly* and *Collegiate Baseball* Freshman All-America honors ... graduated from Northside High School in Jackson, Tenn. ... received high school All-America honorable mention from *USA Today* ... was also a three-time All-State, All-Region and four-time All-District selection ... drafted in the 27th round by the Toronto Blue Jays in 1998 but did not sign.

YEAR	CLUB	AVG	G	AB	R	H	TB	2B	3B	HR	RBI	SH	SF	HB	BB	SO	SB	CS	E
2001	Kannapolis	.194	57	180	25	35	49	5	3	1	13	0	1	5	23	39	4	3	20

DAVIS, TYREL — Outfielder**Bats:** Right **Throws:** Right **Born:** April 1, 1981, Kennewick, Wash.**Height:** 5-10 **Weight:** 185 **Resides:** Kennewick, Wash.**Recommended/Signed By:** Curt Daniels (White Sox)**Sox Acquisition:** Selected in the 39th round, June 2000 First-Year Player Draft.**Minor League Highlights:** 2001: Made pro debut at Rookie Phoenix ... batted .473 (9-19) from 8/12-17 to raise his average from .218 to .250 ... hit .278 on the road ... was a draft-and-follow from 2000.**Miscellaneous/Personal:** Graduated from Columbia Basin College, where he batted .382 (47-123) with 24 RBI in 2000 ... led team in hits and runs scored (29) and finished second in RBI ... was named to the *Baseball America* Legion World Series All-Tournament Team in 1999 ... was an All-State selection at Kennewick (Wash.) High School.

YEAR	CLUB	AVG	G	AB	R	H	TB	2B	3B	HR	RBI	SH	SF	HB	BB	SO	SB	CS	E
2001	Phoenix	.243	43	140	11	34	40	4	1	0	11	2	1	2	10	37	1	3	2

DOBYNS, HEATH — Pitcher**Bats:** Right **Throws:** Right **Born:** January 16, 1979, Conway, S.C.**Height:** 6-4 **Weight:** 190 **Resides:** Fountain, Colo.**Recommended/Signed By:** Joe Butler/John Kazanas (White Sox)**Sox Acquisition:** Selected in the 30th round, June 2001 First-Year Player Draft.**Minor League Highlights:** 2001: Made pro debut at Advanced Rookie Bristol ... threw 14.0 scoreless IP (from 6/20-8/17 ... struck out four in pro debut on 6/20 at Kingsport ... averaged 7.8 strikeouts (15 SO/17.1 IP) and 1.6 walks (3 BB) per 9.0 IP.**Miscellaneous/Personal:** Played two seasons at Southern Colorado before transferring to Northern Colorado ... was 0-7 with a 5.56 ERA (34 ER/46.2 IP) for Northern Colorado in 2001 ... began the season as the closer before moving into the starting rotation ... 1997 graduate of Widefield (Colo.) High School ... earned All-State honors as a senior.

YEAR	CLUB	W-L	PCT	ERA	G	GS	CG	SHO	SV	IP	H	R	ER	HR	HB	BB-I	SO	WP	BK
2001	Bristol	2-0	1.000	3.63	13	0	0	0	1	17.1	21	9	7	1	1	3-0	15	2	0

DOWDY, JUSTIN — Pitcher**Bats:** Left **Throws:** Left **Born:** August 13, 1983, San Diego, Calif.**Height:** 6-1 **Weight:** 165 **Resides:** San Diego, Calif.**Recommended/Signed By:** Joe Butler/George Kachigian (White Sox)**Sox Acquisition:** Selected in the 18th round, June 2001 First-Year Player Draft.**Minor League Highlights:** 2001: Tied for third in the Arizona League with five wins at Rookie Phoenix ... compiled a 5.8:1 strikeout-to-walk ratio (46 SO/8 BB) ... struck out seven batters in only start on 8/29 vs. the Mariners.**Miscellaneous/Personal:** Graduated in 2001 from Rancho Bernardo High School ... went 13-0 with a 0.86 ERA in 13 starts as a senior ... tossed 27.2 consecutive scoreless IP ... helped guide team to the CIF Division I Championship ... was a CIF First-Team selection.

YEAR	CLUB	W-L	PCT	ERA	G	GS	CG	SHO	SV	IP	H	R	ER	HR	HB	BB-I	SO	WP	BK
2001	Phoenix	5-3	.625	3.74	18	1	0	0	1	43.1	46	26	18	0	3	8-0	46	0	0

DURHAM, CHAD — Outfielder**Bats:** Right **Throws:** Right **Born:** June 23, 1978, Charlotte, N.C.**Height:** 5-8 **Weight:** 175 **Resides:** Charlotte, N.C.**Recommended/Signed By:** Doug Laumann/Alex Cosmidis (White Sox)**Sox Acquisition:** Selected in the 14th round, June 1997 free agent draft.

Minor League Highlights: Has averaged 44 stolen bases over his five-year career ... has led his league in stolen bases for three straight years ... has been successful on 74.7 percent (222 of 297) of his career stolen-base attempts. 2001: Spent season at Class A Winston-Salem, where his 50 steals led the Carolina League and Sox organization for the third straight year ... became 10th player in Winston-Salem history to lead the league in steals ... was selected by *Baseball America* as the Best Baserunner in the CL ... ranked among the league leaders in hits (134) ... led team in runs scored (56), hits, triples (four), sacrifice flies (six) and stolen bases and ranked third in sacrifice hits (nine) ... stole two bases in a game 10 times. 2000: His 58 stolen bases at Class A Burlington led the Midwest League and organization and were ninth in the minor leagues ... stole two or more bases in a game 11 times, including four on 4/14 vs. Kane County ... led team in average (.275), runs scored (80), hits (142), triples (six) and game played (132) ... former infielder committed 12 errors in first full season as an outfielder. 1999: Led the Appalachian League and all short-season players with 57 stolen bases at Advanced Rookie Bristol ... tabbed by *Baseball America* as the Fastest Baserunner in the Sox organization ... ranked second in the APPY with 66 runs scored and fifth with 90 hits ... 66 runs were second among short-season players ... was named to the APPY All-Star Team ... played in the outfield after converting from second base during the season ... was successful on 81.4 percent (57 of 70) of his stolen-base attempts ... stole 23 bases in August, second-most in the minor leagues ... stole 27 bases over 33 games from 6/21-7/27 ... compiled a 13-game hitting streak from 7/14-27 ... stole five bases in one game and four in another ... earned a late-season promotion to Class A Burlington ... batted .184 (7-38) in 11 playoff games with the Bees. 1998: Led Class A Hickory and ranked second in the organization with 33 stolen bases ... tied for the team lead with four triples ... compiled a 10-game hitting streak from 5/13-25 and followed with a 13-game streak from 6/20-7/4. 1997: Ranked second in the Gulf Coast League in stolen bases (22), fourth in hitting (.328) and tied for fourth in hits (62) at Rookie Sarasota ... was successful on 22 of 25 stolen-base attempts (88.0 percent) ... struck out once every 11.1 times at-bat (17 SO/189 AB) ... played 37 games at second base and 12 in the outfield ... hit .442 (23-52) during a season-high, 15-game hitting streak from 7/7-28 ... ended the season with a 12-game hitting streak.

Miscellaneous/Personal: Was voted Most Valuable Player at Surry Community College in 1997 ... graduated from Harding University High School in 1996 ... is the younger brother of White Sox second baseman Ray Durham.

YEAR	CLUB	AVG	G	AB	R	H	TB	2B	3B	HR	RBI	SH	SF	HB	BB	SO	SB	CS	E
1997	Sarasota	.328	49	189	24	62	76	5	3	1	17	3	1	3	12	74	22	3	12
1998	Hickory	.233	117	480	57	112	133	7	4	2	34	11	1	6	29	74	33	16	23
1999	Bristol	.324	68	278	86	90	106	12	2	0	36	2	3	4	33	44	57	13	3
	Burlington	.200	7	25	3	5	6	1	0	0	0	0	0	0	4	6	2	3	0
2000	Burlington	.275	132	517	80	142	172	15	6	1	33	4	6	2	46	85	58	18	12
2001	Winston-Salem	.254	133	528	56	134	164	16	4	2	38	9	6	3	43	92	50	22	8
MINOR TOTALS		.270	506	2017	286	545	657	56	19	6	158	29	17	18	167	318	222	75	58

*Led League

EASON, CLAY — Pitcher**Bats:** Right **Throws:** Right **Born:** September 28, 1975, Dunn, N.C.**Height:** 5-11 **Weight:** 190 **Resides:** Dunn, N.C.**Recommended/Signed By:** Bob Fontaine/J.J. Lally (White Sox)**Sox Acquisition:** Signed as a free agent, November 7, 2001.

Minor League Highlights: 2001: Was named the independent Northern League Player of the Year after posting a 10-3 record with a 1.70 ERA (23 ER/121.2 IP) for Lincoln ... led league in strikeouts (131) and ERA ... was selected to *Baseball America's* independent League postseason All-Star Team ... opponents hit .198 (86-434) ... compiled a 0.69 ERA (4 ER/52.1 IP) in seven starts from 7/18-8/19 ... tossed complete-game shutouts on 6/23 and 8/19 ... made 14 quality starts ... struck out 10 or more batters on four occasions, including a season-high 14 on 6/17 vs. Schaumburg ... averaged 9.7 strikeouts and 2.0 walks (28 BB) per 9.0 IP ... was named NL Central Pitcher of the Week three times. 2000: Spent the season at New Jersey of the Northern League ... led team in saves (eight) ... averaged 11.5 strikeouts per 9.0 IP (38 SO/29.2 IP). 1999: Combined to go 1-4 with a 4.75 ERA (32 ER/60.2 IP) in 38 games between Class A Piedmont, Class A Clearwater and Class AA Reading in the

Philadelphia system. **1998:** Spent season at Piedmont ... held opponents to a .219 average ... posted a 3.0:1 strikeout-to-walk ratio (67 SO/22 BB). **1997:** Made pro debut at Class A Batavia ... recorded an 0.92 ERA (3 ER/29.1 IP) ... was selected by the Phillies in the 38th round of the June draft.

Miscellaneous/Personal: Attended North Carolina State ... was a First-Team All-America selection in 1997 ... serves on coaching staff at Indiana University in the offseason ... his uniform No. 9 was retired at Emmanuel College ... is a 1993 graduate of Triton High School.

YEAR	CLUB	W-L	PCT	ERA	G	GS	CG	SHO	SV	IP	H	R	ER	HR	HB	BB-I	SO	WP	BK
1997	Batavia	0-1	.000	0.92	20	0	0	0	1	29.1	16	6	3	1	1	11-0	29	2	1
1998	Piedmont	3-1	.750	3.72	34	2	0	0	0	65.1	53	32	27	8	2	22-0	67	4	0
1999	Piedmont	0-1	.000	2.18	10	0	0	0	2	20.2	13	5	5	2	1	11-1	33	0	0
	Clearwater	1-1	.500	4.00	18	0	0	0	0	27.0	26	18	12	3	0	17-3	31	4	1
	Reading	0-2	.000	10.38	10	1	0	0	1	13.0	14	15	15	4	6	14-0	13	4	0
2000	New Jersey	4-1	.800	3.34	27	0	0	0	8	29.2	28	12	11	2	1	12-2	38	5	0
2001	Lincoln	10-3	.769	*1.70	19	19	2	2	0	121.2	86	27	23	6	5	28-1	*131	7	1
MINORTOTALS		4-6	.400	3.59	92	3	0	0	4	155.1	122	76	62	18	10	75-4	173	14	2

Italics indicates foreign or independent league; statistics not included in totals.

*Led League

ENCARNACION, JULIO — Outfielder

Bats: Right **Throws:** Right **Born:** October 16, 1981, Higuey, D.R.
Height: 6-0 **Weight:** 175 **Resides:** La Romana, Dominican Republic

Recommended/Signed By: Mike Sgobba/Denny Gonzalez (White Sox)

Sox Acquisition: Signed as a free agent, October 4, 1999.

Minor League Highlights: 2001: Spent season at Advanced Rookie Bristol ... homered twice on 8/9 vs. Pulaski ... did not walk in 78 plate appearances. **2000:** Made pro debut at Rookie Tucson ... tied for second in the Arizona League in doubles (16) ... ranked second on team in hits (51) and total bases (73) ... posted a nine-game hitting streak from 8/2-12, including seven multihit games ... went 5-5 with three doubles and four runs scored on 8/3 at Mexico.

YEAR	CLUB	AVG	G	AB	R	H	TB	2B	3B	HR	RBI	SH	SF	HB	BB	SO	SB	CS	E
2000	Tucson	.304	48	168	24	51	73	16	3	0	25	0	1	1	6	46	4	5	6
2001	Bristol	.211	26	76	11	16	25	3	0	2	12	1	0	1	0	31	2	0	2
MINORTOTALS		.275	74	244	35	67	98	19	3	2	37	1	1	2	6	77	6	5	8

EVANS, LEE — Catcher

See biography in Non-Roster Invitees section on page 191.

FERNANDEZ, ALEX — Outfielder

Bats: Left **Throws:** Left **Born:** May 15, 1981, Cotui, Dominican Republic
Height: 6-1 **Weight:** 205 **Resides:** Cotui, Dominican Republic

Recommended/Signed By: Ramon de los Santos (Mariners)

Sox Acquisition: Selected in the Rule 5 Minor League Draft, December 13, 2001 (recommended by Matt Hattabaugh.)

Minor League Highlights: 2001: Spent season at Class A San Bernardino in the Seattle system ... finished second on team in triples (six) and stolen bases (17) ... appeared in 46 games as the designated hitter, 51 in right field and 13 in left. **2000:** Played at Class AA New Haven ... tied Eastern League record with four doubles and three RBI on 7/10 at Binghamton. **1999:** Led Class A Lancaster in doubles (29) and extra-base hits (45) ... drove in seven runs on 8/15 vs. Lake Elsinore. **1998:** Made pro debut at Rookie Peoria ... finished third in triples (six) and home runs (five) and seventh in average (.331) in the Arizona League ... led team in every offensive category ... named Peoria's Most Valuable Player ... was a non-drafted free agent.

YEAR	CLUB	AVG	G	AB	R	H	TB	2B	3B	HR	RBI	SH	SF	HB	BB	SO	SB	CS	E
1998	Peoria	.331	44	151	25	50	88	11	6	5	31	0	2	1	9	23	3	1	1
1999	Lancaster	.282	118	426	63	120	195	29	2	14	62	5	2	4	21	83	21	11	13
2000	New Haven	.254	101	350	32	89	125	22	1	4	40	1	2	1	11	51	10	4	4
2001	San Bernardino	.286	111	416	51	119	176	21	6	8	52	5	1	2	35	67	17	6	5
MINORTOTALS		.281	374	1343	171	378	584	83	15	31	185	11	7	8	76	224	51	22	23

FERRAND, DARIO — Pitcher

Bats: Right

Throws: Right

Born: January 19, 1981, Santo Domingo, Dominican Republic

Height: 6-1

Weight: 160

Resides: Santo Domingo, Dominican Republic

Recommended/Signed By: Mike Sgobba/Juan Bernhardt (White Sox)

Sox Acquisition: Signed as a free agent, January 9, 1998.

Minor League Highlights: 2001: Led Class A Kannapolis in IP (162.0), complete games (three) and games started (27) ... ranked among the Sox organization leaders in six categories ... compiled a 3.08:1 strikeout-to-walk ratio (111 SO/36 BB) ... struck out six or more batters six times ... threw consecutive complete games on 8/7 and 8/12 (both losses) ... struck out eight batters in a four-inning complete-game shutout on 7/3 vs. Augusta to earn the South Atlantic League Pitcher of the Week honors for 6/29-7/5. 2000: Led the Appalachian League in IP (82.0), tied for the lead in complete games (two) and tied for second in strikeouts (73) at Advanced Rookie Bristol ... issued 2.2 walks per 9.0 IP (20 BB) ... posted a 3.7:1 strikeout-to-walk-ratio (73 SO/20 BB) ... struck out 10 on 6/29 vs. Johnson City (7.0 IP). 1999: Led Rookie Tucson in games started (12), complete games (one) and IP (72.2). 1998: Made pro debut at Tucson ... tied for the team lead with 16 appearances ... issued four walks in 31.1 IP (1.1 per 9.0 IP).

YEAR	CLUB	W-L	PCT	ERA	G	GS	CG	SHO	SV	IP	H	R	ER	HR	HB	BB-I	SO	WP	BK
1998	Tucson	2-2	.500	4.60	16	0	0	0	1	31.1	49	18	16	2	0	4-0	19	0	3
1999	Tucson	2-5	.286	4.46	13	13	1	0	0	72.2	80	46	36	4	7	25-1	44	9	2
2000	Bristol	5-5	.500	3.73	13	12	2	0	0	82.0	92	39	34	6	4	20-0	73	9	2
2001	Kannapolis	9-13	.409	3.06	27	27	3	1	0	162.0	156	67	55	9	11	36-6	111	7	1
MINOR TOTALS		18-25	.419	3.65	69	52	6	1	1	348.0	377	170	141	21	22	85-7	247	25	8

FIELDS, JOSH — Pitcher

Bats: Right

Throws: Right

Born: January 20, 1980, Kaispell, Mont.

Height: 6-1

Weight: 175

Resides: Hungry Horse, Mont.

Recommended/Signed By: Joe Butler/John Kazanas (White Sox)

Sox Acquisition: Selected in the 23rd round, June 2001 First-Year Player Draft.

Minor League Highlights: 2001: Finished second on team in appearances (17) and games finished (10) at Advanced Rookie Bristol ... posted an 0.66 ERA (1 ER/13.2 IP) with two saves in August ... allowed three home runs in 34.1 IP, an average of 0.79 per 9.0 IP.

Miscellaneous/Personal: Graduated from Mesa (Ariz.) Community College ... led team in wins (eight), strikeouts (70) and IP (96.0) ... was a three-sport athlete at Columbia Falls High School.

YEAR	CLUB	W-L	PCT	ERA	G	GS	CG	SHO	SV	IP	H	R	ER	HR	HB	BB-I	SO	WP	BK
2001	Bristol	3-1	.750	3.67	18	0	0	0	2	34.1	34	22	14	3	2	8-1	37	2	0

FISCHER, ERIC — Pitcher

Bats: Switch

Throws: Left

Born: February 19, 1980, Columbus, Ohio

Height: 6-7

Weight: 205

Resides: Cincinnati, Ohio

Recommended/Signed By: Ed Pebley/Larry Greter (White Sox)

Sox Acquisition: Selected in the seventh round, June 1998 First-Year Player Draft.

Minor League Highlights: 2001: Spent second straight season at Class A Winston-Salem ... ranked seventh among Class A pitchers with 13 losses ... made 22 starts before being sent to the bullpen ... struck out a season-high 10 batters over 6.2 IP on 4/28 vs. Potomac. 2000: Made 25 appearances (12 starts) at Winston-Salem ... was 1-0 with a 0.77 ERA in July. 1999: Ranked among the organizational leaders in shutouts (T1st, 1), wins (T4th, 10), complete games (T5th, 2), games started (T6th, 25) and IP (11th, 137.0) at Class A Burlington ... appeared in one postseason game with the Bees, allowing one unearned run on six hits over 7.0 IP (1.29 ERA). 1998: Combined to average 9.7 strikeouts per 9.0 IP (36 SO/33.1 IP) between Rookie Tucson and Advanced Rookie Bristol in his pro debut.

Miscellaneous/Personal: Graduated in 1998 from Moeller High School in Cincinnati, Ohio ... posted a 15-6 record with a 1.84 ERA (36 ER/136.1 IP) and 147 strikeouts in 24 career games ... was First-Team All-State as a senior ... received a scholarship offer from the University of Tennessee ... was a First Team All-League selection in basketball as a senior.

YEAR	CLUB	W-L	PCT	ERA	G	GS	CG	SHO	SV	IP	H	R	ER	HR	HB	BB-I	SO	WP	BK
1998	Tucson	0-1	.000	5.20	8	8	0	0	0	27.2	30	18	16	3	1	14-0	31	2	3
	Bristol	0-1	.000	6.35	4	0	0	0	0	5.2	10	5	4	1	0	1-0	5	0	0
1999	Burlington	10-11	.476	5.19	25	25	2	1	0	137.0	160	89	79	11	8	50-1	78	4	2
2000	Winston-Salem	4-9	.308	7.23	25	12	0	0	0	69.2	91	66	56	8	1	36-1	49	7	1
2001	Winston-Salem	3-13	.188	5.31	25	22	0	0	0	123.2	144	87	73	9	10	47-1	84	3	0
MINOR TOTALS		17-35	.327	5.64	87	67	2	1	0	363.2	435	265	228	32	20	148-3	247	16	6

FREEMAN, KAI — Pitcher

Bats: Right

Throws: Right

Born: March 11, 1977, Shorewood, Ill.

Height: 6-2

Weight: 182

Resides: Shorewood, Ill.

Recommended/Signed By: Ken Stauffer/Nathan Durst (White Sox)

Sox Acquisition: Selected in the 12th round, June 1998 First-Year Player Draft.

Minor League Highlights: 2001: Spent second straight season at Class AA Birmingham ... appeared in 28 games (10 starts) before suffering a season-ending elbow injury ... went 4-0 with a 2.51 ERA (9 ER/32.1 IP) in July. 2000: Ranked fourth at Birmingham with 30 appearances (two starts). 1999: Spent first full season at Class A Winston-Salem, appearing in 32 games

(eight starts). **1998:** Spent most of first pro season at Advanced Rookie Bristol ... tied for second in the Appalachian League with six victories and ranked 10th with a 3.28 ERA ... led the team in wins, ERA and winning percentage (.750, 6-2) ... defeated Princeton in Game 1 of the APPY championship series.

Miscellaneous/Personal: Played collegiate baseball at the University of Minnesota ... attended Joliet (Ill.) Catholic Academy ... member of the 1993 Gold Medal-winning Pan Am baseball team.

YEAR	CLUB	W-L	PCT	ERA	G	GS	CG	SHO	SV	IP	H	R	ER	HR	HB	BB-I	SO	WP	BK
1998	Tucson	0-0	.000	4.50	1	0	0	0	0	2.0	1	1	1	0	0	1-0	2	1	0
	Bristol	6-2	.750	3.28	11	9	1	0	0	57.2	56	28	21	1	4	21-0	44	5	3
1999	Winston-Salem	2-6	.250	4.91	32	8	0	0	1	95.1	100	58	52	13	5	32-1	64	1	1
2000	Birmingham	3-2	.600	3.93	30	2	0	0	1	52.2	57	32	23	5	1	22-1	31	4	0
2001	Birmingham	5-3	.625	5.08	28	10	0	0	0	83.1	100	53	47	4	9	33-2	38	4	0
MINOR TOTALS		16-13	.552	4.45	102	29	1	0	1	291.0	314	172	144	23	19	109-4	179	15	4

FRYSON, ANDREW — Pitcher

Bats: Right **Throws:** Right **Born:** October 13, 1980, Gretna, Fla.

Height: 6-7 **Weight:** 200 **Resides:** Tallahassee, Fla.

Recommended/Signed By: Ken Stauffer/Warren Hughes (White Sox)

Sox Acquisition: Selected in the eighth round, June 2001 First-Year Player Draft.

Minor League Highlights: **2001:** Was listed as having the Second-Best Fastball among the White Sox 2001 Draft selections according to *Baseball America* ... combined to go 1-3 with a 3.06 ERA (12 ER/35.1 IP) between Rookie Phoenix and Advanced Rookie Bristol ... allowed one earned run over his last 18.0 IP (0.50 ERA) from 7/22-8/11.

Miscellaneous/Personal: Attended L.B. Wallace Community College.

YEAR	CLUB	W-L	PCT	ERA	G	GS	CG	SHO	SV	IP	H	R	ER	HR	HB	BB-I	SO	WP	BK
2001	Phoenix	0-3	.000	3.09	8	6	0	0	0	23.1	29	14	8	0	0	3-0	23	2	0
	Bristol	1-0	1.000	3.00	2	2	0	0	0	12.0	11	5	4	0	1	2-0	5	0	0
MINOR TOTALS		1-3	.250	3.06	10	8	0	0	0	35.1	40	19	12	0	1	5-0	28	2	0

GARZA, ROLANDO — Pitcher

Bats: Right **Throws:** Right **Born:** December 14, 1979, Indio, Calif.

Height: 6-4 **Weight:** 210 **Resides:** Coachella, Calif.

Recommended/Signed By: Ed Pebley/George Kachigian (White Sox)

Sox Acquisition: Selected in the ninth round, June 1997 free agent draft.

Minor League Highlights: Batted .265 (248-937) in four seasons as a position player in the Sox system. **2001:** Spent first season as a full-time pitcher, spending time at both Advanced Rookie Bristol and Class A Kannapolis. **2000:** Tied for second on team with four sacrifice hits at Class A Burlington ... also made four appearances as a pitcher. **1999:** Spent time at both Burlington and Bristol. **1998:** Ranked second in the Arizona League in hits (73), tied for second in runs scored (41), tied for third in average (.354) and tied for fifth in stolen bases (17) at Rookie Tucson ... his .345 average was second among short season shortstops ... named the AZL Player of the Week for 7/6-12. **1997:** Made pro debut at Rookie Sarasota.

Miscellaneous/Personal: Graduated in 1997 from Coachella (Calif.) High School, where he was a three-time DVL shortstop ... was All-CIF as a quarterback and All-DVL in cross country.

YEAR	CLUB	W-L	PCT	ERA	G	GS	CG	SHO	SV	IP	H	R	ER	HR	HB	BB-I	SO	WP	BK
2000	Burlington	1-0	1.000	6.75	4	0	0	0	0	4.0	6	3	3	0	1	2-0	5	2	0
2001	Bristol	0-1	.000	7.04	5	0	0	0	0	7.2	9	6	6	2	0	10-0	4	5	0
	Kannapolis	1-0	1.000	9.64	9	0	0	0	0	9.1	12	10	10	1	1	9-0	10	1	1
MINOR TOTALS		2-1	.667	8.14	18	0	0	0	0	21.0	27	19	19	3	2	21-0	19	8	1

GILLIKIN, JOE — Catcher

Bats: Right **Throws:** Right **Born:** March 17, 1977, Oklahoma City, Okla.

Height: 5-10 **Weight:** 200 **Resides:** Yukon, Okla.

Recommended/Signed By: Tommy Thompson (White Sox)

Sox Acquisition: Signed as a free agent, March 5, 2000.

Minor League Highlights: **2001:** Spent season at Class A Kannapolis ... tied for third on team with eight home runs ... played 30 games in right field, 26 as the designated hitter, 13 at catcher and two at first base ... drove in nine runs over a four-game span from 4/30-5/7. **2000:** Made pro debut at Class A Burlington ... batted .315 at home and .140 on the road.

YEAR	CLUB	AVG	G	AB	R	H	TB	2B	3B	HR	RBI	SH	SF	HB	BB	SO	SB	CS	E
2000	Burlington	.225	36	111	14	25	47	7	0	5	13	1	1	3	14	33	0	1	3
2001	Kannapolis	.240	77	221	27	53	92	11	2	8	35	1	4	6	18	74	3	7	6
MINOR TOTALS		.235	113	332	41	78	139	18	2	13	48	2	5	9	32	107	3	8	9

GOMEZ, RAFAEL — Pitcher

Bats: Right Throws: Right Born: September 26, 1983, San Juan, Dominican Republic
 Height: 6-1 Weight: 195 Resides: Miami, Fla.
 Recommended/Signed By: Jose Ortega (White Sox)
 Sox Acquisition: Signed as a free agent, July 27, 2001.
 Minor League Highlights: 2001: Did not play after agreeing to terms with the White Sox on 7/27/01.

GOMEZ, RAUL — First Baseman

Bats: Switch Throws: Right Born: July 18, 1979, Miami, Fla.
 Height: 6-1 Weight: 200 Resides: Miami, Fla.
 Recommended/Signed By: Jose Ortega (White Sox)
 Sox Acquisition: Signed as a free agent, June 18, 2001.
 Minor League Highlights: 2001: Made pro debut at Rookie Phoenix ... led team in walks (19) ... reached base safely in 10 straight games to open the season ... recorded three doubles and six RBI during a five-game stretch from 8/12-18 ... played 23 games at first base, nine at third and one at shortstop.

YEAR	CLUB	AVG	G	AB	R	H	TB	2B	3B	HR	RBI	SH	SF	HB	BB	SO	SB	CS	E
2001	Phoenix	.229	39	131	8	30	41	7	2	0	16	0	1	0	19	42	1	2	16

GONZALEZ, ANDY — Shortstop

Bats: Right Throws: Right Born: December 15, 1981, Rio Piedras, Puerto Rico
 Height: 6-2 Weight: 180 Resides: Rio Piedras, Puerto Rico
 Recommended/Signed By: Ken Stauffer/Hernan Cortes (White Sox)
 Sox Acquisition: Selected in the fifth round, June 2001 First-Year Player Draft.
 Minor League Highlights: 2001: Ranked by *Baseball America* as the No. 18 Prospect in the White Sox organization ... same publication also ranked him as the No. 3 Prospect in the Arizona League as well as the Best Athlete, Best Hitter and as making the Best Pro Debut among the White Sox 2001 draft class ... his .323 average ranked second among all short-season shortstops ... ranked second in the Arizona League in doubles (18), tied for third in extra-base hits (24), finished fourth in slugging percentage (.508) and tied for fourth in stolen bases (13) and ranked ninth in average ... was named to the AZL postseason All-Star Team ... fell a single short of hitting for the cycle on 7/5 vs. Cubs ... homered in consecutive games on 7/4-5 ... reached base safely in his final 14 games ... hit .368 (32-87) in July ... played for Ponce in the Puerto Rican Winter League.
 Miscellaneous/Personal: Graduated from Florida Air Academy ... hit .479 (35-73) with seven home runs and 23 RBI as a senior ... was a two-sport athlete and member of the Class 3A State Championship basketball team.

YEAR	CLUB	AVG	G	AB	R	H	TB	2B	3B	HR	RBI	SH	SF	HB	BB	SO	SB	CS	E
2001	Phoenix	.323	48	189	33	61	96	18	1	5	30	0	0	3	15	36	13	2	22

HAEGER, CHARLES — Pitcher

Bats: Right Throws: Right Born: September 19, 1983, Livonia, Mich.
 Height: 6-1 Weight: 205 Resides: Plymouth, Mich.
 Recommended/Signed By: Ken Stauffer/Nathan Durst (White Sox)
 Sox Acquisition: Selected in the 25th round, June 2001 First-Year Player Draft.
 Minor League Highlights: 2001: Made pro debut at Rookie Phoenix, appearing in 13 games (four starts).
 Miscellaneous/Personal: Graduated in 2001 from Catholic Central High School in Plymouth, Mich. ... named to the All-Catholic Team as a senior after going 7-2 with a 1.88 ERA and 101 strikeouts ... hit .364 (36-99) and led team with 34 RBI ... was the winning pitcher in the state championship game as a sophomore ... brother, Greg, played in the Tigers organization.

YEAR	CLUB	W-L	PCT	ERA	G	GS	CG	SHO	SV	IP	H	R	ER	HR	HB	BB-I	SO	WP	BK
2001	Phoenix	0-3	.000	6.39	13	4	0	0	0	31.0	44	29	22	2	1	17-0	17	4	1

HANKINS, RYAN — First Baseman

Bats: Right Throws: Right Born: June 30, 1976, Simi Valley, Calif.
 Height: 5-11 Weight: 200 Resides: Simi Valley, Calif.
 Recommended/Signed By: Ed Pabley/Ed Crosby (White Sox)
 Sox Acquisition: Selected in the 13th round, June 1997 free agent draft.
 Minor League Highlights: Has averaged 30 doubles over the past three seasons. 2001: Was named to the Carolina League midseason and postseason All-Star Teams at Class A Winston-Salem ... tied for third in the CL in home runs (15) ... led team in total bases (175), home runs, RBI (58), walks (57), on-base (.370) and slugging percentage (.450) and extra-base hits (41) ... homered in three straight games and live of 10 from 5/1-11 ... earned CL Batter of the Week honors from 5/3-9 after recording an extra-base hit in seven consecutive games (three doubles, four home runs). 2000: Ranked among the organizational leaders in doubles (5th, 27), on-base percentage (16th, .374), slugging percentage (9th, .424) and extra-base hits (9th, 35) at Winston-Salem ... led team with eight sacrifice flies. 1999: His 91 walks at Burlington led the organization and ranked 10th among Class A players ... ranked second in the organization in doubles (36), third in on-base percentage (.402), fourth in extra-base hits (55), runs scored (93), hits (143) and total bases (232) ... 36 doubles were second in the Midwest League ... earned MWL Player of the Week for 8/15-21 ... batted .405 (32-79) with five home runs and 15 RBI over a 19-game hitting streak from 5/24-6/11 ... batted .318 (14-44) with six home runs, 15 RBI, 13 runs scored and a .818 slugging percentage in 11 postseason games for the MWL champion Bees. 1998: Made pro debut at Advanced Rookie Bristol ... his 13 home runs tied for seventh among short season players ... drove in five runs on 8/9 vs. Kingsport ... posted a pair of multihomer games.

MINOR LEAGUES

Miscellaneous/Personal: Was rated No. 4 Best Sleepers of the 1997 draft and Best Sleeper of the White Sox picks in a postseason poll by *Baseball America* ... played collegiate baseball at UNLV.

YEAR	CLUB	AVG	G	AB	R	H	TB	2B	3B	HR	RBI	SH	SF	HB	BB	SO	SB	CS	E
1998	Bristol	.255	50	188	40	48	93	4	1	13	38	3	2	0	36	47	4	1	16
1999	Burlington	.294	129	487	93	143	232	36	4	15	74	2	8	3	91	118	11	6	22
2000	Winston-Salem	.266	96	321	43	86	136	27	1	7	52	3	8	2	57	84	6	4	18
2001	Winston-Salem	.267	108	389	54	104	175	26	0	15	58	0	1	7	57	76	4	5	12
MINORTOTALS		.275	383	1385	230	381	636	93	6	50	222	8	19	12	241	305	25	16	68

HICKMAN, BRIAN — Catcher

Bats: Right **Throws:** Right **Born:** February 7, 1978, Yuba City, Calif.
Height: 6-2 **Weight:** 205 **Resides:** Yuba City, Calif.

Recommended/Signed By: Paul Provas (White Sox)

Sox Acquisition: Signed as a free agent, June 13, 2001.

Minor League Highlights: 2001: Spent most of first pro season at Rookie Phoenix ... was hit by eight pitches, second on the team ... appeared in seven games at Class A Kannapolis, reaching base safely in five straight from 8/17-31.

Miscellaneous/Personal: Attended Oral Roberts University ... played on consecutive Mid-Continent Conference championship teams in 2000-01 ... was a Second-Team All-Mid-Continent Conference selection as a senior ... earned First-Team All-Conference and Academic All-Conference accolades as a junior ... graduated from American River Junior College in Sacramento, Calif., where was an NJCAA All-Star ... a 1996 graduate of Yuba City (Calif.) High School ... was All-State as a senior.

YEAR	CLUB	AVG	G	AB	R	H	TB	2B	3B	HR	RBI	SH	SF	HB	BB	SO	SB	CS	E
2001	Phoenix	.127	23	55	8	7	9	2	0	0	2	0	0	5	8	17	0	0	2
	Kannapolis	.263	7	19	1	5	5	0	0	0	2	1	0	1	4	4	0	0	3
MINORTOTALS		.162	30	74	9	12	14	2	0	0	4	1	0	6	12	21	0	0	5

HOLLIFIELD, ALEC — Pitcher

Bats: Right **Throws:** Right **Born:** July 18, 1980, Lodi, Calif.
Height: 6-3 **Weight:** 166 **Resides:** Ft. Lauderdale, Fla.

Recommended/Signed By: George Bradley/Jose Ortega (White Sox)

Sox Acquisition: Selected in the 11th round, June 1999 First-Year Player Draft.

Minor League Highlights: 2001: Combined to go 2-11 with a 5.89 ERA (43 ER/65.2 IP) between Advanced Rookie Bristol, Class A Kannapolis and Class A Winston-Salem ... lost 10 straight decisions from 5/9-8/15. 2000: Finished second in the Arizona League in ERA (2.05) and fifth in walks per 9.0 IP (2.05) at Rookie Tucson ... went 3-2 with a 1.75 ERA (7 ER/36.0 IP) over a five-game stretch from 7/10-30. 1999: Led Tucson in appearances (16) and tied for team lead in games finished (seven).

Miscellaneous/Personal: Graduated in 1999 from Strahan High School ... threw a no-hitter with 16 strikeouts as a junior.

YEAR	CLUB	W-L	PCT	ERA	G	GS	CG	SHO	SV	IP	H	R	ER	HR	HB	BB-I	SO	WP	BK
1999	Tucson	1-5	.167	6.87	16	0	0	0	0	18.1	29	19	14	2	3	11-3	14	2	1
2000	Tucson	4-3	.571	2.05	8	8	0	0	0	52.2	58	26	12	1	4	12-0	34	4	0
	Bristol	0-4	.000	9.82	5	5	0	0	0	22.0	32	25	24	6	1	11-0	20	1	0
2001	Winston-Salem	0-8	.000	4.97	9	9	0	0	0	41.2	53	29	23	3	3	21-1	28	0	1
	Kannapolis	0-2	.000	10.97	5	3	0	0	0	10.2	22	20	13	2	1	7-1	6	3	0
	Bristol	2-1	.667	4.73	4	2	0	0	0	13.1	19	7	7	0	0	4-0	15	0	0
MINORTOTALS		7-23	.233	5.28	47	27	0	0	0	158.2	213	126	93	14	12	66-5	117	10	2

HONEL, KRIS — Pitcher

Bats: Right **Throws:** Right **Born:** November 7, 1982, Kankakee, Ill.
Height: 6-5 **Weight:** 190 **Resides:** Bourbonnais, Ill.

Recommended/Signed By: Ken Stauffer/Nathan Durst (White Sox)

Sox Acquisition: Selected in the first round (16th overall), June 2001 First-Year Player Draft.

Minor League Highlights: 2001: Made his pro debut at Rookie Phoenix ... went 2-0 with a 1.80 ERA (2 ER/10.0 IP) prior to being promoted to Advanced Rookie Bristol ... was listed by *Baseball America* as the No. 6 Prospect in the Appalachian League and No. 7 Prospect in the White Sox organization ... same publication also tabbed him as having the Best Fastball among the 2001 White Sox high school draft selections ... struck out 12 batters on 8/15 at Johnson City ... became the first Illinois high school player taken in the first round since 1991 (Cliff Floyd).

Miscellaneous/Personal: Elected Pitcher of the Year in 2001 by the Will County Old-Timers Baseball Association after going 8-0 with a 1.09 ERA as a senior at Providence Catholic in New Lenox, Ill. ... struck out 73 and walked four batters in 45.0 IP ... was voted as having the "Best Breaking Ball" among high school pitchers by *Baseball America* ... also ranked by the same magazine as the No. 1 Prospect in Illinois and No. 18 in the draft ... was named First-Team All-American ... compiled a 23-3 record over his last three seasons ... was an All-State selection in both his junior and senior year ... father, Mike, was a baseball coach at the University of Evansville.

YEAR	CLUB	W-L	PCT	ERA	G	GS	CG	SHO	SV	IP	H	R	ER	HR	HB	BB-I	SO	WP	BK
2001	Phoenix	2-0	1.000	1.80	3	1	0	0	0	10.0	9	3	2	0	1	3-0	8	0	0
	Bristol	2-3	.400	3.13	8	8	0	0	0	46.0	41	19	16	4	1	9-0	45	3	0
MINORTOTALS		4-3	.571	2.89	11	9	0	0	0	56.0	50	22	18	4	2	12-0	53	3	0

HOOKER, JON — Pitcher

Bats: Right Throws: Right Born: December 18, 1978, Corbin, Ky.

Height: 6-3 Weight: 210 Resides: London, Ky.

Recommended/Signed By: Larry Grefer (White Sox)

Sox Acquisition: Signed as a free agent, June 8, 2001.

Minor League Highlights: 2001: Averaged 10.7 strikeouts per 9.0 IP (34 SO/28.2 IP) in first pro season at Advanced Rookie Bristol ... tied for the team lead in wild pitches (seven) and finished third in appearances (16) ... was named Appalachian League Pitcher of the Week from 7/30-8/5 ... struck out eight batters in 3.0 IP on 8/2 vs. Kingsport ... tossed a perfect 3.0 IP and earned his first career save on 7/14 at Martinsville ... posted a 0.73 ERA (1 ER/12.1 IP) with 21 strikeouts in August.

Miscellaneous/Personal: Played collegiate baseball at the University of Kentucky ... was 0-3 with a team-leading 3.23 ERA (14 ER/39.0 IP) and five saves in 22 relief appearances as a senior ... struck out 48 batters, an average of 11.1 per 9.0 IP ... was drafted in the 40th round by the Cleveland Indians in 2000 but did not sign.

YEAR	CLUB	W-L	PCT	ERA	G	GS	CG	SHO	SV	IP	H	R	ER	HR	HB	BB-I	SO	WP	BK
2001	Bristol	2-2	.500	5.65	16	0	0	0	2	28.2	27	24	18	3	1	14-2	34	7	1

HUMMEL, TIM — Second Baseman

See biography in Non-Roster Invitees section on page 192.

HUSON, TIM — Third Baseman

Bats: Left Throws: Right Born: April 8, 1980, Cottonwood, Ariz.

Height: 6-2 Weight: 200 Resides: Cottonwood, Ariz.

Recommended/Signed By: Joe Butler/John Kazanas (White Sox)

Sox Acquisition: Selected in the 11th round, June 2001 First-Year Player Draft.

Minor League Highlights: 2001: Made pro debut at Advanced Rookie Bristol ... reached base safely in his first nine games, going 9-18 (.500) with two home runs, six RBI and seven runs scored ... hit .360 (9-25) in June and a combined .146 (18-123) the remainder of the season ... played 28 games at third base and 23 at first base.

Miscellaneous/Personal: Graduated from Central Arizona Junior College ... hit .371 (53-143) with six home runs and 33 RBI his last season ... is the nephew of former major league infielder Jeff Huson ... lettered in football and baseball at Mingus High School in Cottonwood, Ariz. ... was named to the Arizona High School 4A All-Star Game.

YEAR	CLUB	AVG	G	AB	R	H	TB	2B	3B	HR	RBI	SH	SF	HB	BB	SO	SB	CS	E
2001	Bristol	.183	50	153	23	28	39	5	0	2	9	2	0	3	24	68	2	4	11

INGLIN, JEFF — Outfielder

Bats: Right Throws: Right Born: October 8, 1975, Petaluma, Calif.

Height: 5-11 Weight: 185 Resides: Petaluma, Calif.

Recommended/Signed By: Ed Pebley/Joe Butler (White Sox)

Sox Acquisition: Selected in the 16th round, June 1996 free agent draft.

Minor League Highlights: Has a .289 average over six minor-league seasons. 2001: Tied his career high with 24 home runs at Class AAA Charlotte ... finished third in the International League in extra-base hits (55) and fourth in home runs ... ranked among the organization leaders in home runs (2nd), extra-base hits (T2nd), slugging percentage (3rd, .499), RBI (4th, 75) and total bases (4th, 240) ... hit his 100th career minor-league home run on 8/29 at Norfolk ... earned IL Batter of the Week honors from 7/30-8/5 ... compiled 37 multihit and 19 multiRBI games ... homered in back-to-back games four times and three straight once ... hit game-ending home run in season finale on 9/3 vs. Durham ... played winter ball for Zulia in the Venezuelan League.

2000: Combined to hit .295 (115-390) between Class AA Birmingham and Charlotte ... finished third in the organization in average and fifth in RBI (71) ... hit .340 (65-191) with nine home runs and 39 RBI as an outfielder ... hit a grand slam with six RBI on 7/8 at Indianapolis ... was named the Most Valuable Player of the Southern League All-Star Game for the second straight season. 1999: Led Birmingham with a .292 average and .382 on-base percentage ... ranked among the organizational leaders in nine of 13 categories ... played in the SL All-Star Game ... batted .351 (47-134) vs. left-handers ... began the season at Charlotte. 1998: Tied for first in the SL with 139 games played, was third with 24 home runs, fourth with 100 RBI and fifth with 78 walks at Birmingham ... ranked second in the organization in walks, third in RBI, tied for third in home runs and tied for fourth in triples (six). 1997: Was named the organization's Charles W. Lubin Award winner at Class A Hickory ... led the South Atlantic League in runs scored (100), ranked second in hits (179) and total bases (273), and tied for second in average (.334) and RBI (102) ... his 179 hits tied for fourth among all minor leaguers ... finished among Class A leaders in hits (T3rd), total bases (7th), RBI (T8th), runs scored (T9th), average (T10th) ... topped the Sox organization in hits, ranked second in average, runs scored and RBI, third in stolen bases (31) and extra-base hits (56) and fourth in doubles (34) ... named to the SAL midseason and postseason All-Star Teams ... named Howe SportsData Player of the Week three times ... compiled a 24-game hitting streak and reached base in 45 straight games. 1996: Combined to hit .312 with 10 home runs and 39 RBI in 72 games between Advanced Rookie Bristol and Hickory ... was named organization Player of the Week for 8/26-9/1.

Miscellaneous/Personal: Attended USC, where he was a First-Team All-American in 1996 ... batted .392 (87-222) with 14 home runs and 72 RBI as a junior as he captured the team's triple crown ... his 72 RBI led the Pac-10 ... hit home runs in his first three at bats at USC ... earned All-Regional honors (Central II) in the 1996 NCAA Tournament after hitting .478 (11-23) ... hit a game-winning, three-run homer in the bottom of the 11th inning to lead the Trojans to a 13-10 win over Texas Tech at the regional ... graduated in 1993 from Casa Grande High School in Petaluma, Calif.

MINOR LEAGUES

YEAR	CLUB	AVG	G	AB	R	H	TB	2B	3B	HR	RBI	SH	SF	HB	BB	SO	SB	CS	E
1996	Bristol	.290	50	193	27	56	90	10	0	8	24	0	0	9	11	25	9	6	5
	Hickory	.361	22	83	12	30	46	6	2	2	15	0	1	1	4	11	2	1	0
1997	Hickory	.334	135	536	100	179	273	34	6	16	102	0	9	4	49	87	31	8	4
1998	Birmingham	.245	#139	494	75	121	227	22	6	24	100	0	9	4	78	101	3	2	3
1999	Charlotte	.205	14	39	8	8	17	0	0	3	8	0	0	1	4	9	0	1	0
	Birmingham	.292	117	432	63	126	205	26	4	15	63	2	2	6	58	82	20	2	4
2000	Birmingham	.291	65	244	43	71	104	12	3	5	40	2	4	4	34	43	5	2	1
	Charlotte	.301	45	146	19	44	69	8	1	5	31	1	1	2	12	17	3	0	1
2001	Charlotte	.272	128	481	66	131	240	25	6	24	75	0	3	6	43	103	3	4	4
MINOR TOTALS		.289	715	2648	413	766	1271	143	28	102	458	5	29	37	293	458	76	26	22

*Led League

#Tied For League Lead

INGRAM, DARRON — Outfielder

Bats: Right

Throws: Right

Born: June 7, 1976, Lexington, Ky.

Height: 6-3

Weight: 225

Resides: Lexington, Ky.

Recommended/Signed By: Gene Bennett (Reds)

Sox Acquisition: Signed as a free agent, December 5, 2000.

Minor League Highlights: 2001: Ranked among the organization leaders in extra-base hits (1st, 60), RBI (2nd, 91), total bases (T2nd, 243), doubles (T2nd, 34), home runs (T3rd, 22), runs scored (T3rd, 77), slugging percentage (4th, .473), hits (5th) and walks (8th, 52) at Class AA Birmingham, his first season in the White Sox organization ... finished second in the Southern League in doubles and extra-base hits and ranked third in RBI ... batted .300 (42-140) with 12 home runs vs. left-handers ... went 4-5 in Game 1 of the SL Playoffs vs. Huntsville. **2000:** Spent the season at Class A San Bernardino in the Dodgers organization ... finished second on team in home runs (15), third in RBI (71) and fourth in triples (six). **1999:** Split time between Class AA Chattanooga (85 games) and Class A Clinton (22) in the Reds organization ... hit three home runs on 9/5 at Burlington. **1998:** Spent first full season at Chattanooga ... finished third in the Southern League in triples (nine). **1997:** Set career-highs in virtually every offensive category at Class A Burlington ... was rated by *Baseball America* as the Midwest League's Best Power Prospect ... led the MWL in RBI (97) and ranked second in home runs (29), total bases (255) and extra-base hits (58) ... was selected to the MWL midseason All-Star team ... earned MWL Player of the Week honors from 4/4-12. **1996:** Combined to hit .278 (83-299) with 18 home runs and 62 RBI at Class A Charleston and Rookie Billings ... tied for the Pioneer League lead in home runs (17) ... was named to the PL All-Star team. **1995:** Spent his second straight season at Rookie Princeton ... named to Appalachian League All-Star team, led league in home runs (14) and tied for third in RBI (53). **1994:** Made pro debut at Princeton after being selected in the 12th round of the June draft.

Miscellaneous/Personal: Graduated in 1994 from Bryan Station (Ky.) High School ... also played basketball.

YEAR	CLUB	AVG	G	AB	R	H	TB	2B	3B	HR	RBI	SH	SF	HB	BB	SO	SB	CS	E
1994	Princeton	.198	46	131	13	28	39	5	1	2	11	3	1	1	19	50	1	4	3
1995	Princeton	.275	60	233	37	64	118	6	3	14	53	0	2	1	11	78	3	1	5
1996	Charleston (W. Va.)	.188	15	48	5	9	15	3	0	1	6	0	1	0	8	19	0	0	0
	Billings	.295	65	251	49	74	138	13	0	17	56	0	1	2	34	88	7	3	0
1997	Burlington	.265	134	510	74	135	255	25	4	29	*97	0	3	0	46	195	8	5	8
1998	Chattanooga	.232	125	465	62	108	198	21	9	17	65	0	7	0	43	169	4	3	3
1999	Chattanooga	.221	85	267	42	59	109	11	3	11	40	0	1	0	28	95	5	7	1
	Clinton	.355	22	76	15	27	47	5	0	5	18	0	0	0	14	20	1	1	0
2000	San Bernardino	.265	100	396	58	105	178	16	6	15	71	0	2	0	37	136	5	5	1
2001	Birmingham	.263	136	514	77	135	243	34	4	22	91	0	8	4	52	188	6	6	2
MINOR TOTALS		.257	788	2892	432	742	1340	139	30	133	508	3	26	8	292	1038	40	35	23

*Led League

#Tied For League Lead

ISON, JEREMY — Infielder

Bats: Right

Throws: Right

Born: September 5, 1978, Cleveland, Ohio

Height: 6-0

Weight: 195

Resides: Hudson, Ohio

Recommended/Signed By: Larry Grefer (White Sox)

Sox Acquisition: Signed as a free agent, June 21, 2001.

Minor League Highlights: 2001: Split first pro season between Advanced Rookie Bristol and Class A Kannapolis ... hit a combined .223 (33-148) with three home runs and 14 RBI ... reached base safely in 11 straight games to begin the season ... appeared at catcher, second base, third base and shortstop.

Miscellaneous/Personal: Graduated from the University of Miami (Ohio) with a degree in Sports Management ... three-year starter set school record with 38 career home runs ... hit .302 (73-242) with 12 home runs and a team-high 61 RBI in 2001 ... was named to the Second-Team All-Mid-American Conference in 2000 and MAC All-Tournament Team in 1999 ... is a 1997 graduate of Hudson (Ohio) High School.

YEAR	CLUB	AVG	G	AB	R	H	TB	2B	3B	HR	RBI	SH	SF	HB	BB	SO	SB	CS	E
2001	Bristol	.260	29	96	12	25	40	9	0	2	12	1	0	1	9	32	0	1	4
	Kannapolis	.154	21	52	7	8	12	1	0	1	2	1	0	0	6	21	0	0	5
MINOR TOTALS		.223	50	148	19	33	52	10	0	3	14	2	0	1	15	53	0	1	9

IVY, BO — Outfielder**Bats:** Right **Throws:** Right **Born:** September 20, 1981, Tupalo, Miss.**Height:** 5-10 **Weight:** 175 **Resides:** Shannon, Miss.**Recommended/Signed By:** Ken Stauffer/Warren Hughes (White Sox)**Sox Acquisition:** Selected in the sixth round, June 2000 First-Year Player Draft.**Minor League Highlights:** **2001:** Was 18 of 21 (85.7 percent) in stolen base attempts at Advanced Rookie Bristol ... walked in nine straight games in one stretch. **2000:** Named by *Baseball America* as the No. 10 Prospect in the Arizona League and the Fourth-Fastest Baserunner from the 2000 draft ... ranked among the short season leaders in stolen bases (8th, 34), average (10th, .341) and on-base percentage (10th, .473) ... also finished second in the AZL in stolen bases and on-base percentage ... led team with a .341 average ... swiped two bases seven times and three bases twice ... averaged nearly a run (35) and stolen base (34 SB) in his 36 games.**Miscellaneous/Personal:** Was listed by *Baseball America* among the Top 100 high school players (No. 1 in Mississippi) and as the Second-Fastest Baserunner among high school prospects ... was an All-State and *USA Today* Honorable Mention selection at Shannon (Miss.) High School.

YEAR	CLUB	AVG	G	AB	R	H	TB	2B	3B	HR	RBI	SH	SF	HB	BB	SO	SB	CS	E
2000	Tucson	.341	36	129	35	44	52	4	2	0	13	0	2	0	34	24	34	11	4
2001	Bristol	.199	56	156	30	31	39	4	2	0	11	3	0	3	25	47	18	3	2
MINORTOTALS		.263	92	285	65	75	91	8	4	0	24	3	2	3	59	71	52	14	6

JONES, ALVIN — Pitcher**Bats:** Right **Throws:** Right **Born:** May 21, 1982, Seguin, Texas**Height:** 6-1 **Weight:** 210 **Resides:** Seguin, Texas**Recommended/Signed By:** Ken Stauffer/Paul Provas (White Sox)**Sox Acquisition:** Selected in the fourth round, June 2000 First-Year Player Draft.**Minor League Highlights:** **2001:** Spent second straight season in the Rookie League ... averaged 8.2 strikeouts (19 SO/20.2 IP) and 11.3 walks (26 BB) per 9.0 IP ... led Phoenix with 13 wild pitches ... threw five wild pitches in 3.0 relief IP on 7/19. **2000:** Was named by *Baseball America* as the No. 19 Prospect in the Arizona League ... averaged 12.8 strikeouts per 9.0 IP (45 SO/44.1 IP), third among AZL relievers, at Rookie Tucson ... struck out eight in 3.0 IP on 7/28.**Miscellaneous/Personal:** Graduated in 2000 from Seguin (Texas) High School ... averaged 15.4 strikeouts per 9.0 IP (117 SO/68.1 IP) his senior year ... recorded a 17-strikeout, no-hitter vs. San Antonio Lee High School ... nickname is "Boomer" ... father, Alvin, played in the Atlanta Braves organization in the 1970s and his cousin, Ron, spent four seasons with the Philadelphia Phillies from 1988-91.

YEAR	CLUB	W-L	PCT	ERA	G	GS	CG	SHO	SV	IP	H	R	ER	HR	HB	BB-I	SO	WP	BK
2000	Tucson	1-3	.250	7.51	14	6	0	0	1	44.1	48	49	37	4	5	41-0	45	17	0
2001	Phoenix	0-3	.000	12.63	11	2	0	0	0	20.2	25	34	29	0	5	26-0	19	13	0
MINORTOTALS		1-6	.143	9.14	25	8	0	0	1	65.0	73	83	66	4	10	67-0	64	30	0

KIRKLAND, AARON — Pitcher**Bats:** Right **Throws:** Right **Born:** March 1, 1979, New Orleans, La.**Height:** 6-5 **Weight:** 200 **Resides:** Chatom, Ala.**Recommended/Signed By:** Warren Hughes (White Sox)**Sox Acquisition:** Signed as a free agent, June 15, 2001.**Minor League Highlights:** **2001:** Was named as the No. 13 Prospect in the Arizona League and No. 30 Prospect in the Sox organization by *Baseball America* ... was named the AZL Rolands Relief Man Award winner at Rookie Phoenix ... led all short-season pitchers with a 0.40 ERA, ranked eighth in saves (13) and ninth in appearances (29) ... posted the fifth-best average among relievers, allowing 4.9 hits per 9.0 IP (25 H) ... averaged 12.3 strikeouts per 9.0 IP, 11th-best total among short-season relievers ... led the AZL in ERA, saves and appearances and finished fifth in strikeouts (62) ... earned AZL postseason All-Star honors ... converted 10 consecutive saves from 7/9-8/13 ... recorded four strikeouts in a game eight times ... walked only four batters, all intentional ... opponents hit .158 (25-158) ... retired all batters faced in a game on 12 occasions ... did not allow an earned run in his first 37.0 IP, a span of 27 games ... tossed 20.0 scoreless IP from 7/8-8/9 ... posted a 0.00 ERA (25.2 IP) at home and an 0.92 ERA (2 ER/19.2 IP) on the road.**Miscellaneous/Personal:** Played collegiate baseball at Troy (Ala.) State University ... went 5-5 with a 5.70 ERA (46 ER/72.2 IP) as a senior ... graduated from Lurleen B Wallace College in 1999 ... was a member of back-to-back state championship teams in 1998-99 ... is a 1997 graduate of Washington County High School ... was selected by the Seattle Mariners in the 39th round of the 1999 draft but did not sign.

YEAR	CLUB	W-L	PCT	ERA	G	GS	CG	SHO	SV	IP	H	R	ER	HR	HB	BB-I	SO	WP	BK
2001	Phoenix	0-2	.000	10.40	29	0	0	0	13	45.1	25	5	2	1	3	4-4	62	1	0

*Led League

KOSLOWSKI, KASEY — Catcher/Third Baseman

Bats: Right **Throws:** Right **Born:** May 8, 1979, New York, N.Y.
Height: 5-11 **Weight:** 195 **Resides:** Ozone Park, N.Y.

Recommended/Signed By: John Tumminia (White Sox)

Sox Acquisition: Signed as a free agent, June 18, 2001.

Minor League Highlights: 2001: Appeared in 24 games at catcher, 14 at first base and six at third base for Rookie Phoenix ... hit .319 (15-47) as a first baseman ... hit .340 (17-50) from 7/12-8/3, raising his average from .227 to .300.

Miscellaneous/Personal: Played collegiate baseball at St. Francis (N.Y.) College ... posted a career .314 (170-542) average ... is the school's all-time leader in hits and doubles (38) ... also ranks among the top five in runs (110), RBI (94) and walks (74) ... was a two-time Second-Team All-Northeast Conference selection ... graduated from St. Francis Prep High School.

YEAR	CLUB	AVG	G	AB	R	H	TB	2B	3B	HR	RBI	SH	SF	HB	BB	SO	SB	CS	E
2001	Phoenix	.238	43	147	17	35	39	4	0	0	9	2	0	1	13	22	3	2	3

LACKAFF, JOHN — Third Baseman

Bats: Right **Throws:** Right **Born:** May 3, 1979, Hinsdale, Ill.
Height: 5-11 **Weight:** 195 **Resides:** Downers Grove, Ill.

Recommended/Signed By: Doug Laumann/Larry Grefer (White Sox)

Sox Acquisition: Selected in the 15th round, June 2000 First-Year Player Draft.

Minor League Highlights: 2001: Was named Class A Kannapolis Defensive Player of the Year after setting the South Atlantic League record for highest fielding percentage (.970) by a third baseman ... broke the old mark of .963 set in 1971 ... led Kannapolis in doubles (21) and runs scored (68) and tied for the team lead in extra-base hits (35). 2000: Led Advanced Rookie Bristol with 34 RBI in first pro season ... compiled an eight-game hitting streak from 8/10-17.

Miscellaneous/Personal: Was an All-MAC First-Team selection at Miami of Ohio in 2000 after hitting .354 (80-226) with 13 home runs and 67 RBI ... set school single-season mark for RBI (67), at-bats (226) and total bases (140) ... named MAC Tournament MVP after going 8-15 (.533) ... graduated in 1997 from Downers Grove (Ill.) North High School ... hit a state-record 10 three-pointers in a game as a sophomore ... grew up a White Sox fan.

YEAR	CLUB	AVG	G	AB	R	H	TB	2B	3B	HR	RBI	SH	SF	HB	BB	SO	SB	CS	E
2000	Bristol	.286	59	217	30	62	86	9	3	3	34	2	2	9	14	36	9	4	10
2001	Kannapolis	.246	127	451	68	111	171	21	3	11	85	1	9	15	33	75	24	11	10
MINOR TOTALS		.259	186	668	98	173	257	30	6	14	99	3	11	24	47	111	33	15	20

LANTIGUA, DELVIS — Pitcher

Bats: Right **Throws:** Right **Born:** January 5, 1980, La Vega, D.R.
Height: 6-0 **Weight:** 176 **Resides:** La Carmelita, Dominican Republic

Recommended/Signed By: Denny Gonzalez (White Sox)

Sox Acquisition: Signed as a free agent, September 23, 1999.

Minor League Highlights: 2001: Spent the majority of the season at Class A Winston-Salem ... combined to go 12-6 with a 3.23 ERA (59 ER/164.1 IP) between Winston-Salem and Class AA Birmingham ... was ranked as the No. 21 Prospect in the Sox organization by *Baseball America* ... allowed 6.8 hits per 9.0 IP (92 H), 13th among all Class A pitchers ... tied for the Carolina League lead in shutouts (one) and finished sixth in ERA (3.06) ... led the organization in shutouts (two), finished third in strikeouts (147) and ranked among the Top 10 in six other categories ... led the Warthogs in wins (eight) and ERA ... opponents hit .224 (132-588) ... was the starting and winning pitcher in Winston-Salem's combined no-hitter on 4/15 vs. Myrtle Beach ... struck out six batters over 6.0 IP in that game ... went 7-1 with a 1.54 ERA (12 ER/70.0 IP) at home ... earned CL Pitcher of the Week honors from 6/14-20 ... made seven starts at Birmingham, going 4-0 with two complete games ... tied for third in the Southern League in shutouts (one) ... tossed a complete-game, four-hit shutout on 8/15 vs. West Tennessee. 2000: Tied for first in the Appalachian League with one complete game in his pro debut at Advanced Rookie Bristol ... averaged 8.9 strikeouts per 9.0 IP (59 SO), fanning 10 on 8/28. 1999: Played in the Dominican Summer League, going 6-2 with a 4.50 ERA (27 ER/54.0 IP) and 63 strikeouts in 14 games (eight starts) ... played for the Dodgers in the DSL in 1998-99.

YEAR	CLUB	W-L	PCT	ERA	G	GS	CG	SHO	SV	H	R	ER	HR	HB	BB-I	SO	WP	BK	
2000	Bristol	2-7	.222	5.31	12	12	1	0	0	59.1	63	42	35	4	10	30-2	59	6	0
2001	Winston-Salem	8-6	.571	3.06	22	19	1	#1	0	120.2	92	46	41	7	7	58-1	113	8	0
	Birmingham	4-0	1.000	3.71	7	7	2	1	0	43.2	40	19	18	2	0	18-0	34	2	0
MINOR TOTALS		14-13	.519	3.78	41	38	4	2	0	223.2	195	107	94	13	17	106-3	206	16	0

#Tied For League Lead

LEBRON, FRANCISCO— First Baseman

Bats: Right Throws: Right Born: May 10, 1975, Santurce, Puerto Rico
 Height: 6-6 Weight: 230 Resides: Bayamon, Puerto Rico

Recommended/Signed By: Joe Salermo (Mets)

Sox Acquisition: Signed as a free agent, July 26, 2001.

Minor League Highlights: 2001: Appeared in 35 games with Class A Kannapolis after signing as a free agent ... homered in both games of a doubleheader, including a grand slam, on 7/30 vs. Charleston (W. Va.) ... hit .327 at home and .250 on the road ... played 69 games with Lehigh Valley of the independent Atlantic League and was named to the All-Star Team ... played winter ball with Bayamon of the Puerto Rican League. 2000: Appeared in 14 games at Class A Columbia in the New York Mets organization. 1999: Split time between Columbia and Class A Pittsfield in the Mets system ... combined to hit .281 (85-302) with 11 home runs and 45 RBI ... signed as a free agent with the New York Mets on 10/26/98.

Miscellaneous/Personal: Is a 1998 graduate of Florida International University with a degree in business ... graduated from American Military Academy in Puerto Rico ... participated in baseball and basketball.

YEAR	CLUB	AVG	G	AB	R	H	TB	2B	3B	HR	RBI	SH	SF	HB	BB	SO	SB	CS	E
1999	Pittsfield	.289	75	266	46	77	121	17	0	9	43	0	0	1	46	53	6	1	1
	Columbia	.222	10	36	4	8	14	0	2	2	0	0	0	6	9	0	0	1	
2000	Columbia	.186	14	43	4	8	15	4	0	1	5	1	0	1	9	13	0	1	3
2001	Lehigh Valley	.303	69	264	36	80	133	18	1	11	41	0	1	1	21	68	1	0	10
	Kannapolis	.286	35	112	13	32	55	8	0	5	14	0	2	0	16	31	0	1	1
MINOR TOTALS		.274	134	457	67	125	205	29	0	17	64	1	2	2	77	106	6	3	6

Italics indicates foreign or independent league; statistics not included in totals.

LEBRON, FREDDIE— Second Baseman

Bats: Switch Throws: Right Born: January 23, 1982, Humacao, Puerto Rico
 Height: 5-9 Weight: 170 Resides: Humacao, Puerto Rico

Recommended/Signed By: Joe Butler/John Kazanas (White Sox)

Sox Acquisition: Selected in the 43rd round, June 2001 First-Year Player Draft.

Minor League Highlights: 2001: Made pro debut at Rookie Phoenix ... collected three hits and scored twice in his debut on 6/22 at Cubs ... reached base in 13 straight games from 7/15-8/6.

Miscellaneous/Personal: Attended New Mexico Junior College ... hit .410 (50-122) with 19 RBI in 41 games in 2001 ... graduated from Petra Mercado High School in Humacao, P.R.

YEAR	CLUB	AVG	G	AB	R	H	TB	2B	3B	HR	RBI	SH	SF	HB	BB	SO	SB	CS	E
2001	Phoenix	.233	39	120	22	28	36	8	0	0	13	0	1	4	11	29	7	1	5

LEE, CARLOS H.— Third Baseman

Bats: Right Throws: Right Born: September 29, 1981, Aguadulce, Panama
 Height: 6-1 Weight: 220 Resides: Provincia, Panama

Recommended/Signed By: Miguel Ibarra (White Sox)

Sox Acquisition: Signed as a free agent, May 27, 2000.

Minor League Highlights: 2001: Spent first pro season at Rookie Phoenix ... finished second on the team in home runs (two) and fourth in RBI (18) ... averaged just over one hit (25 H) in his 23 games ... hit .333 at home and .222 on the road ... committed five errors in 21 games at third base. 2000: Played in the Dominican Summer League.

Miscellaneous/Personal: Is the younger brother of current White Sox outfielder Carlos Lee.

YEAR	CLUB	AVG	G	AB	R	H	TB	2B	3B	HR	RBI	SH	SF	HB	BB	SO	SB	CS	E
2001	Phoenix	.278	23	90	14	25	34	3	0	2	18	0	0	3	3	4	2	0	5

LEE, COREY— Pitcher

Bats: Switch Throws: Left Born: December 26, 1974, Raleigh, N.C.
 Height: 6-2 Weight: 185 Resides: Raleigh, N.C.

Recommended/Signed By: Mike Toomey (Rangers); acquisition recommended by Gary Pellant (White Sox).

Sox Acquisition: Acquired on December 12, 2001 as the player to be named later in the deal that sent infielder Herbert Perry to Texas on November 27, 2001.

Minor League Highlights: 2001: Spent time at Class AA Tulsa and Class AAA Oklahoma in the Texas Rangers organization ... made nine quality starts ... left-handers hit .224 (19-85) with no home runs ... made two relief appearances at Oklahoma. 2000: Spent entire season with Oklahoma ... appeared in 26 games (21 starts) ... finished among the Pacific Coast League leaders in runs allowed (2nd, 128), walks (3rd, 87) and losses (4th, 12). 1999: Made major-league debut with Texas on 8/24 ... allowed a three-run home run to Tino Martinez of the New York Yankees ... split minor-league season between Tulsa and Oklahoma ... ranked fourth in Rangers organization in strikeouts (146), tied for fourth in wins (11) and tied for seventh in ERA (4.03) ... was selected to the Class AA All-Star squad and the Texas League midseason and postseason All-Star Team ... won Game 2 of the Pacific Coast League Finals ... did not allow an earned run in 8.0 IP on 9/15 vs. Vancouver. 1998: Spent first full season at Tulsa ... finished second among the TL leaders in strikeouts (132) and eighth in ERA (4.51) ... posted the lowest opponent average (.205) among all TL starters ... was the winning pitcher in the TL All-Star Game on 7/28 at Little Rock ... earned TL Pitcher of the Week honors from 6/8-14. 1997: Earned the Rangers' Nolan Ryan Minor League Player of the Year Award at Class A Charlotte ... was also named to the Florida State League Class A All-Star Team by *Baseball America* ... led the FSL in wins (15), tied for first in shutouts (two), tied for second in complete games (six) and finished third in strikeouts (147)

... went 10-2 with a 2.07 ERA in his first 13 starts ... was named to the FSL postseason All-Star squad ... was named the organizational Player of the Month in May (3-1, 2.30) and FSL Player of the Week from 5/5-11. **1996:** Made pro debut at Class A Hudson Valley ... was selected by the Rangers in the first round (32nd overall) of the June free agent draft.

Miscellaneous/Personal: Played college baseball at North Carolina State ... averaged 9.0 strikeouts per 9.0 IP in his career (206 SO/205.2 IP) ... is a 1993 graduate of Clayton (N.C.) High School ... played baseball and football ... his grandfather, Ray Hardee, played minor league baseball.

YEAR	CLUB	W-L	PCT	ERA	G	GS	CG	SHO	SV	IP	H	R	ER	HR	HB	BB-I	SO	WP	BK
1996	Hudson Valley	1-4	.200	3.29	9	9	0	0	0	54.2	42	24	20	1	1	21-0	59	1	2
1997	Charlotte	*15-5	.750	3.47	23	23	6	#2	0	160.2	132	66	62	9	7	80-0	147	7	0
1998	Tulsa	10-8	.526	4.51	26	25	1	0	0	143.2	105	81	72	16	5	*102-1	132	12	1
1999	Tulsa	8-5	.615	4.44	22	22	0	0	0	127.2	132	76	63	11	4	44-0	121	3	1
	Oklahoma	3-0	1.000	2.03	4	4	0	0	0	26.2	21	6	6	2	0	8-0	25	2	0
	TEXAS	0-1	.000	27.00	1	0	0	0	0	1.0	2	3	3	1	0	1-0	0	0	0
2000	Oklahoma	2-12	.143	8.76	26	21	0	0	0	112.0	163	120	109	15	2	87-1	84	3	2
2001	Tulsa	5-12	.294	5.31	25	17	1	0	0	125.1	117	78	74	14	7	51-2	103	2	2
	Oklahoma	0-0	.000	18.00	2	0	0	0	0	3.0	5	7	6	1	0	4-0	1	0	0
MINOR TOTALS		44-47	.484	4.92	137	121	8	2	0	753.2	717	466	412	69	26	377-4	672	30	8
A.L. TOTALS		0-1	.000	27.00	1	0	0	0	0	1.0	2	3	3	1	0	1-0	0	0	0
M.L. TOTALS		0-1	.000	27.00	1	0	0	0	0	1.0	2	3	3	1	0	1-0	0	0	0

*Led League

#Tied For League Lead

LISK, CHARLES — Catcher

Bats: Right

Throws: Right

Born: January 3, 1983, Spartanburg, S.C.

Height: 6-3

Weight: 205

Resides: Fort Mill, S.C.

Recommended/Signed By: Ken Stauffer/Alex Cosmidis (White Sox)

Sox Acquisition: Selected in the 24th round, June 2001 First-Year Player Draft.

Minor League Highlights: 2001: Was tabbed by *Baseball America* as having the Best Raw Power among the White Sox 2001 draft class ... same publication listed him as the No. 28 Prospect in the Sox organization and Best Late-Round Pick ... made pro debut at Advanced Rookie Bristol.

Miscellaneous/Personal: Graduated in 2001 from Fort Mill (S.C.) High School ... was named Player of the Year by the *Charlotte Observer* and co-Player of the Year by *The Herald* ... was selected to the All-State Team twice and the All-Region Team three times ... played on the American Legion Post 43 (S.C.) squad ... also played basketball ... was a clubhouse assistant with Class AAA Charlotte Knights ... great-uncle John Lisk played for the Cincinnati Reds from 1939-41.

YEAR	CLUB	AVG	G	AB	R	H	TB	2B	3B	HR	RBI	SH	SF	HB	BB	SO	SB	CS	E
2001	Bristol	.286	12	35	7	10	11	1	0	0	6	0	1	1	5	12	3	0	0

LOPEZ, PEDRO — Shortstop

Bats: Right

Throws: Right

Born: April 28, 1984, Moca, D.R.

Height: 6-1

Weight: 160

Resides: Moca, D.R.

Recommended/Signed By: Denny Gonzalez (White Sox)

Sox Acquisition: Signed as a free agent, September 14, 2000.

Minor League Highlights: 2001: Ranked second on team at Rookie Phoenix in games (50), average (.312), hits (62) and triples (three) and tied for second in doubles (11) ... reached base safely in nine straight games to begin the season ... recorded 21 multihit efforts ... played 20 games at second base, 1B at shortstop and nine at third.

YEAR	CLUB	AVG	G	AB	R	H	TB	2B	3B	HR	RBI	SH	SF	HB	BB	SO	SB	CS	E
2001	Phoenix	.312	50	199	26	62	82	11	3	1	19	3	2	0	16	24	12	6	19

LUBISICH, NICK — Pitcher

Bats: Left

Throws: Left

Born: April 19, 1979, Portland, Ore.

Height: 6-2

Weight: 195

Resides: Portland, Ore.

Recommended/Signed By: Joe Butler/Curt Daniels (White Sox)

Sox Acquisition: Selected in the 31st round, June 2001 First-Year Player Draft.

Minor League Highlights: 2001: Tied for Appalachian League lead in complete games (two), tied for second in shutouts (one) and finished eighth in ERA (2.83) in his first pro season at Advanced Rookie Bristol ... led team with 70.0 IP ... his streak of 25.0 consecutive scoreless IP was the fourth-longest in the minor leagues ... was named APPY League Pitcher of the Week from 7/9-15 ... allowed 8.4 hits per 9.0 IP (65 H).

Miscellaneous/Personal: Graduate of Willamette University ... compiled a career record of 26-9 with a 2.76 ERA (82 ER/267.0 IP) and 221 strikeouts ... was named Northwest Conference Player of the Year for the second straight season as a senior after going 10-3 with a 2.41 ERA (26 ER/97.0 IP) ... hit .337 (57-169) with team-high seven home runs and 37 RBI ... was selected to the NCAA Division III All-America Third Team ... set school records for complete games (26), hits (201), doubles (39) and triples (nine).

YEAR	CLUB	W-L	PCT	ERA	G	GS	CG	SHO	SV	IP	H	R	ER	HR	HB	BB-I	SO	WP	BK
2001	Bristol	5-2	.714	2.83	11	11	#2	1	0	70.0	65	26	22	2	2	12-0	49	0	2

Tied For League Lead

LUNA, LEONARDO — Second Baseman

Bats: Right Throws: Right Born: February 14, 1982, Sanlago, D.R.
 Height: 6-0 Weight: 165 Resides: Santiago, D.R.

Recommended/Signed By: Denny Gonzalez (White Sox)

Sox Acquisition: Signed as a free agent, September 13, 1999.

Minor League Highlights: 2001: Split first pro season between Rookie Phoenix and Advanced Rookie Bristol ... combined to hit .222 (32-144) ... spent majority of the season at Phoenix. 2000: Played in the Dominican Summer League.

YEAR	CLUB	AVG	G	AB	R	H	TB	2B	3B	HR	RBI	SH	SF	HB	BB	SO	SB	CS	E
2001	Phoenix	.243	28	103	12	25	33	4	2	0	14	4	0	0	5	14	1	4	17
	Bristol	.171	16	41	4	7	7	0	0	0	1	3	1	1	0	15	3	2	5
MINOR TOTALS		.222	44	144	16	32	40	4	2	0	15	7	1	1	5	29	4	6	22

MADRIL, STEVE — Pitcher

Bats: Left Throws: Left Born: June 20, 1978, Fontana, Calif.
 Height: 5-11 Weight: 185 Resides: Riverside, Calif.

Recommended/Signed By: Joe Butler (White Sox)

Sox Acquisition: Signed as a free agent, June 20, 2000.

Minor League Highlights: 2001: Spent season at Class A Kannapolis ... finished second on team in appearances (42) ... posted a 1.83 ERA (7 ER/34.1 IP) at home compared to 4.06 (14 ER/31.0 IP) on the road ... compiled consecutive scoreless IP streaks of 17.1 and 12.2. 2000: Led the Arizona League in appearances (24), was fourth in games finished (13), tied for fourth in relief points (16) and was fifth in saves (four) at Rookie Tucson ... averaged 10.5 strikeouts (51 SO/43.2 IP) and 1.4 walks (7 BB) per 9.0 IP ... posted a 7.3:1 strikeout-to-walk ratio.

Miscellaneous/Personal: Attended Cal-Riverside, going 8-4 with a 2.70 ERA in 2000 ... was named to the NCAA Division II American Baseball Coaches Association/Rawlings 2000 All-West Region Team ... also named to the All-CCAA First Team.

YEAR	CLUB	W-L	PCT	ERA	G	GS	CG	SHO	SV	IP	H	R	ER	HR	HB	BB-I	SO	WP	BK
2000	Tucson	3-2	.600	3.92	*24	1	0	0	4	43.2	44	24	19	1	1	7-0	51	6	3
2001	Kannapolis	2-2	.500	2.89	42	2	0	0	2	65.1	68	28	21	3	3	21-3	59	7	1
MINOR TOTALS		5-4	.556	3.30	66	3	0	0	6	109.0	112	52	40	4	4	28-3	110	13	4

*Led League

MAJEWSKI, GARY — Pitcher

See biography in Non-Roster Invitees section on page 193.

MALONE, CORWIN — Pitcher

See biography in Non-Roster Invitees section on page 194.

MANUEL, MARCELLOUS — Outfielder

Bats: Left Throws: Left Born: October 9, 1975, Sacramento, Calif.
 Height: 5-10 Weight: 165 Resides: Stone Mountain, Ga.

Sox Acquisition: Signed as a free agent, June 10, 1998.

Minor League Highlights: 2001: Missed entire season due to left shoulder strain. 2000: Spent the season at Class A Winston-Salem ... appeared in 49 games in the outfield and 19 as the designated hitter ... went 4-5 with four RBI on 8/13, 1999: Led Advanced Rookie Bristol in doubles (13) and was second in average (.300) and hits (72) ... batted .354 (28-79) over a 33-game stretch from 7/9-31. 1998: Made pro debut at Rookie Tucson ... ranked second in the Arizona League with an average of one home run every 16.4 at-bats (5 HR/137 AB) and tied for third in the league in home runs ... also started one game at pitcher, allowing five runs on eight hits with eight strikeouts over 5.0 IP for the victory.

Miscellaneous/Personal: Attended Southern University ... is the nephew of Sox manager Jerry Manuel ... graduated from Redan High School in Stone Mountain, Georgia.

YEAR	CLUB	AVG	G	AB	R	H	TB	2B	3B	HR	RBI	SH	SF	HB	BB	SO	SB	CS	E
1998	Tucson	.299	44	137	29	41	69	11	1	5	26	1	0	0	13	19	5	3	1
1999	Bristol	.300	66	240	38	72	105	13	1	6	48	1	5	4	23	37	8	3	3
2000	Winston-Salem	.228	75	246	18	56	68	10	1	0	26	3	2	1	17	31	0	1	1
2001																			
DID NOT PLAY DUE TO INJURY																			
MINOR TOTALS		.271	185	623	85	169	242	34	3	11	100	5	7	5	53	87	13	7	5

MARTEL, NORMAND — Outfielder

Bats: Left Throws: Right Born: August 4, 1978, Hampton, Va.
 Height: 6-0 Weight: 185 Resides: Newport News, Va.

Recommended/Signed By: Alex Cosmidis (White Sox)

Sox Acquisition: Signed as a free agent, November 27, 2000.

Minor League Highlights: 2001: Made pro debut at Class A Kannapolis ... played all three outfield positions and batted in all nine spots of the lineup ... hit .365 (23-63) in August ... went 36-123 (.293) vs. right-handers.

YEAR	CLUB	AVG	G	AB	R	H	TB	2B	3B	HR	RBI	SH	SF	HB	BB	SO	SB	CS	E
2001	Kannapolis	.281	71	135	15	38	47	2	2	1	7	0	0	2	18	29	7	3	2

MINOR LEAGUES

McKEE, SCOTT — First Baseman**Bats:** Switch**Throws:** Right**Born:** May 6, 1977, Washington, D.C.**Height:** 6-0**Weight:** 200**Resides:** Bowie, Md.**Recommended/Signed By:** Bob Fontaine/Brian Porter (White Sox)**Sox Acquisition:** Signed as a free agent, October 30, 2001.

Minor League Highlights: 2001: Spent third straight season at Albany-Colonie of the independent Northern League ... led league in hits (118) and ranked second in doubles (32), fourth in extra-base hits (40) and fifth in average (.328) ... was the starting catcher in the league All-Star Game ... went 16-35 (.457) with four doubles, four home runs, 13 runs scored and 10 RBI in nine games from 7/24-8/5 ... hit .360 at home and .297 on the road ... played 55 games as catcher, 24 at first base, 12 at third base, seven as the designated hitter and five at second base ... posted 30 multihit games ... earned NL East Batter of the Week honors from 5/28-6/3. 2000: Was named NL East Rookie of the Year ... finished second in average (.365) and fourth in on-base percentage (.440) at Albany-Colonie ... named to the postseason All-Star Team. 1999: Made pro debut at Albany-Colonie ... hit two home runs with five RBI in Game 4 of the NL Championship Series.

Miscellaneous/Personal: Graduated from Mount Olive (N.C.) College with a degree in Sports Management ... was a Division II All-America and All-CVAC Conference selection ... enjoys golf ... works as a carpenter in the offseason.

YEAR	CLUB	AVG	G	AB	R	H	TB	2B	3B	HR	RBI	SH	SF	HB	BB	SO	SB	CS	E
1999	Albany-Colonie	.295	70	237	34	70	93	14	0	3	33	1	4	2	14	39	0	1	8
2000	Albany-Colonie	.365	79	274	47	100	141	20	0	7	53	0	4	4	36	52	1	5	13
2001	Albany-Colonie	.328	91	360	56	118	173	32	1	7	49	0	4	4	17	37	0	0	13

Italics indicates foreign or independent league; statistics not included in totals.

[†] Led League.

McWHIRTER, KRIS — Pitcher**Bats:** Left**Throws:** Right**Born:** May 11, 1979, Nashville, Tenn.**Height:** 6-4**Weight:** 195**Resides:** Goodlettsville, Tenn.**Recommended/Signed By:** George Bradley/Larry Greler (White Sox)**Sox Acquisition:** Selected in the 22nd round, June 1999 First-Year Player Draft.

Minor League Highlights: 2001: Combined to go 9-9 with a 3.96 ERA (65 ER/147.2 IP) at Class A Kannapolis and Class A Winston-Salem ... ranked among the organization leaders in wins, complete games (two), IP and strikeouts (140) ... averaged 8.6 strikeouts per 9.0 IP overall, including a 9.1 mark (91 SO/90.1 IP) at Kannapolis ... limited opponents to a .253 (139-549) average. 2000: Tied for fourth in the organization with two complete games at Class A Burlington ... compiled a 3.75 ERA despite a 3-9 record ... averaged 7.6 strikeouts (103 SO) and 8.7 hits allowed (118 H) per 9.0 IP ... 11 of his 17 starts were quality. 1999: Made pro debut at Advanced Rookie Bristol.

Miscellaneous/Personal: Played at Volunteer State (Tenn.) Community College ... rated as the No. 8 pitcher in Tennessee by *Baseball America* ... compiled a 9-3 record with a 1.93 ERA (23 ER/107.1 IP) and four complete games in 1999 ... helped team to the Junior College World Series ... transferred from Alabama ... graduated from Davidson Academy, where he was named Tennessee Player of the Year by *Baseball America* as a senior ... drafted by the Cleveland in 1997 but did not sign.

YEAR	CLUB	W-L	PCT	ERA	G	GS	CG	SHO	SV	IP	H	R	ER	HR	HB	BB-I	SO	WP	BK
1999	Bristol	0-1	.000	4.21	12	1	0	0	2	25.2	25	16	12	2	1	12-0	23	2	5
2000	Burlington	3-9	.250	3.75	28	17	2	0	0	122.1	118	67	51	11	7	46-1	103	6	1
2001	Kannapolis	7-6	.538	3.09	14	14	2	0	0	90.1	79	37	31	7	4	23-3	91	3	0
	Winston-Salem	2-3	.400	5.34	13	10	0	0	0	57.1	60	39	34	7	5	25-1	49	1	0
MINOR TOTALS		12-19	.387	3.90	67	42	0	0	2	295.2	282	159	128	27	17	106-5	266	12	6

MENDOZA, GERONIMO — Pitcher**Bats:** Left**Throws:** Right**Born:** January 23, 1978, Santo Domingo, D.R.**Height:** 6-4**Weight:** 180**Resides:** Santo Domingo, D.R.**Recommended/Signed By:** Juan Bernhardt (White Sox)**Sox Acquisition:** Signed as a free agent, April 22, 1995.

Minor League Highlights: 2001: Split time between Class AA Birmingham and Class AAA Charlotte, combining to go 10-12 with a 5.00 ERA (92 ER/165.2 IP) ... allowed two earned runs or less in five consecutive starts at Charlotte from 6/18-7/7, posting a 1.34 ERA (5 ER/33.2 IP) ... went 5-0 with a 2.91 ERA (11 ER/34.0 IP) in five May starts at Birmingham ... earned Southern League Pitcher of the Week from 5/4-10 ... went 1-1 with a 5.40 ERA (8 ER/13.1 IP) for Occidente in the Venezuelan Winter League. 2000: Led the Carolina League in complete games (four) and shutouts (three) and finished ninth in ERA (3.41) at Class A Winston-Salem ... ranked among the organization leaders in complete games (1st), shutouts (T1st), wins (T3rd, 11), winning percentage (T6th, .647), strikeouts (T7th, 117), IP (8th, 145.0) and ERA (T8th) ... was named CL Pitcher of the Week from 7/13-19 ... won seven straight decisions from 6/22-8/3, posting a 1.88 ERA (13 ER/62.1 IP). 1999: Spent the season at Class A Burlington ... tied for the organization lead in games started (28) and finished seventh in IP (157.1) and strikeouts (119) ... led the team in starts and IP and tied for the lead in wins (nine) ... made two postseason starts for the Midwest League champions, going 1-1 with a 5.11 ERA (7 ER/12.1 IP) and 13 strikeouts ... registered a complete-game, five-hit victory with 11 strikeouts in Game 1 of the MWL championship vs. Wisconsin. 1998: Tied for the Appalachian League lead with 80.0 IP and tied for third with 13 starts at Advanced Rookie Bristol ... averaged 7.9 strikeouts per 9.0 IP (70 SO/80.0 IP). 1997: Made 12 appearances (eight starts) at Rookie Sarasota ... allowed 8.5 hits per 9.0 IP (51 H/54.0 IP). 1996: Spent second straight season at Sarasota. 1995: Made pro debut at Sarasota.

Miscellaneous/Personal: Attended Colegio Pedagogico Dominicano High School.

MINOR LEAGUES

YEAR	CLUB	W-L	PCT	ERA	G	GS	CG	SHO	SV	IP	H	R	ER	HR	HB	BB-I	SO	WP	BK
1995	Sarasota	0-1	.000	4.30	10	0	0	0	0	14.2	8	9	7	3	1	7-0	11	1	0
1996	Sarasota	1-8	.111	9.78	12	7	0	0	0	38.2	55	49	42	2	3	26-0	29	6	1
1997	Sarasota	2-7	.222	3.67	12	8	0	0	0	54.0	51	32	22	3	3	28-0	41	4	0
1998	Bristol	5-2	.714	3.83	13	13	0	0	0	80.0	78	40	34	5	4	30-0	70	6	0
1999	Burlington	9-8	.529	4.63	28	28	0	0	0	157.1	186	96	81	10	8	60-5	119	7	0
2000	Winston-Salem	11-6	.647	3.41	31	19	#4	#3	0	145.0	146	65	55	7	4	65-0	117	13	0
2001	Birmingham	5-4	.556	5.06	12	12	0	0	0	69.1	84	51	39	7	2	28-0	38	3	0
	Charlotte	5-8	.385	4.95	17	15	0	0	0	96.1	103	57	53	16	1	31-2	68	6	0
MINOR TOTALS		38-44	.463	4.57	135	102	4	3	0	655.1	711	399	333	53	26	275-7	493	46	1

#Tied For League Lead

MILES, AARON — Infielder

Bats: Switch **Throws:** Right **Born:** December 15, 1976, Pittsburgh, Calif.
Height: 5-8 **Weight:** 170 **Resides:** Antioch, Calif.

Recommended/Signed By: Gene Wellman/Rick Schroeder (Astros)

Sox Acquisition: Selected in the Rule 5 Minor League Draft, December 11, 2000; recommended by George Bradley.

Minor League Highlights: 2001: Spent first season in the Sox organization at Class AA Birmingham ... all eight homers were hit after the All-Star break ... hit .317 (46-145) on the road and .217 (43-198) at home ... hit two home runs, including a grand slam, with five RBI on 8/11 at Jacksonville. 2000: Spent the season at Class A Kissimmee in the Houston organization ... reached base safely in 18 straight games from 8/10-9/3, including a season-high 12-game hitting streak. 1999: His .317 average at Class A Michigan ranked fifth among the Midwest League leaders ... was named to the MWL postseason All-Star Team ... was selected by *Baseball Weekly* as an honorable mention All-Star. 1998: Spent second straight season at Class A Quad City ... finished second on the team with a career-high 28 stolen bases. 1997: Appeared in 82 games at second base at Quad City. 1996: Led the Gulf Coast League in runs scored (48). 1995: Made pro debut with the Gulf Coast Astros.

Miscellaneous/Personal: Graduate of Antioch (Calif.) High School.

YEAR	CLUB	AVG	G	AB	R	H	TB	2B	3B	HR	RBI	SH	SF	HB	BB	SO	SB	CS	E
1995	Astros (GCL)	.257	47	171	32	44	59	9	3	0	18	4	1	0	14	14	9	6	14
1996	Astros (GCL)	.294	55	214	48	63	70	3	2	0	15	5	0	1	20	18	14	7	10
1997	Quad City	.262	97	370	55	97	117	13	2	1	35	7	4	2	30	45	18	11	14
1998	Quad City	.244	108	369	42	90	130	22	6	2	37	7	1	1	25	52	28	13	28
1999	Michigan	.317	112	470	72	149	223	28	8	10	71	6	7	2	28	33	17	12	11
2000	Kissimmee	.292	75	295	40	86	114	20	1	2	36	2	1	0	28	29	11	6	17
2001	Birmingham	.259	84	343	53	89	135	16	3	8	42	3	3	2	26	35	3	5	6
MINOR TOTALS		.277	578	2232	342	618	848	111	25	23	254	34	17	8	171	226	100	60	100

¹ Led League

MILLER, BRIAN — Pitcher

Bats: Right **Throws:** Right **Born:** October 18, 1982, Charlotte, Mich.
Height: 6-3 **Weight:** 200 **Resides:** Charlotte, Mich.

Recommended/Signed By: Ken Stauffer/Nathan Durst (White Sox)

Sox Acquisition: Selected in the 20th round, June 2001 First-Year Player Draft.

Minor League Highlights: 2001: Did not play after agreeing to terms with the White Sox on 8/15/01.

MOLINA, GUSTAVO — Catcher

Bats: Right **Throws:** Right **Born:** February 24, 1982, LaGuaria, Venezuela
Height: 6-2 **Weight:** 185 **Resides:** LaGuaria, Venezuela

Recommended/Signed By: Roberto Espinoza (White Sox)

Sox Acquisition: Signed as a free agent, January 3, 2000.

Minor League Highlights: 2001: Appeared in 40 games as catcher, four at first base and one in the outfield for Advanced Rookie Bristol ... hit .337 (30-89) at home and .221 (17-77) on the road. 2000: Tied for third on Rookie Tucson with 10 doubles.

YEAR	CLUB	AVG	G	AB	R	H	TB	2B	3B	HR	RBI	SH	SF	HB	BB	SO	SB	CS	E
2000	Tucson	.243	31	115	15	28	41	10	0	1	22	1	3	2	13	13	3	1	10
2001	Bristol	.283	46	166	18	47	62	9	0	2	24	1	3	5	9	26	3	1	7
MINOR TOTALS		.267	77	281	33	75	103	19	0	3	46	2	6	7	22	39	6	2	17

MONEGAN, ANTHONY — Outfielder

Bats: Left **Throws:** Right **Born:** May 11, 1979, Chicago, Ill.
Height: 6-1 **Weight:** 175 **Resides:** Flossmor, Ill.

Recommended/Signed By: Nathan Durst (White Sox)

Sox Acquisition: Selected in the 29th round, June 2000 First-Year Player Draft.

Minor League Highlights: 2001: Spent second straight season at Advanced Rookie Bristol ... tied for second in the Appalachian League with 21 stolen bases ... finished second on the team in runs scored (35) and third in hits (52). 2000: Made 34 starts in left field, four in center and four in right field for Bristol.

Miscellaneous/Personal: Attended Kishwaukee J.C. in Malta, Ill. ... is a 1997 graduate of Simeon High School.

YEAR	CLUB	AVG	G	AB	R	H	TB	2B	3B	HR	RBI	SH	SF	HB	BB	SO	SB	CS	E
2000	Bristol	.208	45	120	12	25	29	4	0	0	11	3	2	2	17	43	6	2	1
2001	Bristol	.277	54	188	35	52	62	5	1	1	17	1	3	1	21	58	21	8	4
MINORTOTALS		.250	99	308	47	77	91	9	1	1	28	4	5	3	38	101	27	10	5

MORALES, RUDDY — Pitcher

Bats: Right **Throws:** Right **Born:** January 20, 1982, La Romana, D.R.
Height: 6-5 **Weight:** 185 **Resides:** La Romana, D.R.

Recommended/Signed By: Denny Gonzalez (White Sox)

Sox Acquisition: Signed as a free agent, April 19, 1999.

Minor League Highlights: 2001: Made pro debut at Rookie Phoenix ... tied for third on team with three wins ... averaged 1.9 walks per 9.0 IP (6 BB/29.0 IP) ... struck out four or more in all five starts. 2000: Went 3-1 with a 3.14 ERA (17 ER/48.2 IP) in the Dominican Summer League. 1999: Played in the DSL.

YEAR	CLUB	W-L	PCT	ERA	G	GS	CG	SHO	SV	IP	H	R	ER	HR	HB	BB-I	SO	WP	BK
2001	Phoenix	3-2	.600	2.48	6	5	0	0	0	29.0	31	15	8	2	1	6-0	26	0	2

MORSE, MIKE — Shortstop

Bats: Right **Throws:** Right **Born:** March 22, 1982, Ft. Lauderdale, Fla.
Height: 6-4 **Weight:** 180 **Resides:** Plantation, Fla.

Recommended/Signed By: Bob Fontaine/José Ortega (White Sox)

Sox Acquisition: Selected in the third round, June 2000 First-Year Player Draft.

Minor League Highlights: 2001: Spent season at Advanced Rookie Bristol ... led team in triples (three) and hit by pitches (nine) and tied for second in extra-base hits (14). 2000: Made pro debut at Rookie Tucson ... appeared in 45 games at shortstop ... had three RBI in consecutive games.

Miscellaneous/Personal: Graduated in 2000 from Nova High School in Davie, Fla. ... rated by *Baseball America* as the No. 7 shortstop in Florida ... was a First-Team All-State selection.

YEAR	CLUB	AVG	G	AB	R	H	TB	2B	3B	HR	RBI	SH	SF	HB	BB	SO	SB	CS	E
2000	Tucson	.256	45	180	32	46	60	6	1	2	24	0	5	1	15	29	5	2	18
2001	Bristol	.233	56	176	23	41	66	7	3	4	26	0	0	9	17	54	6	2	14
MINORTOTALS		.245	101	356	55	87	126	13	4	6	50	0	5	10	32	83	11	4	32

MOTA, DARIO — Pitcher

Bats: Right **Throws:** Right **Born:** December 19, 1984, San Pedro de Macoris, D.R.
Height: 6-4 **Weight:** 195 **Resides:** San Pedro de Macoris, D.R.

Recommended/Signed By: Miguel Ibarra/Denny Gonzalez (White Sox)

Sox Acquisition: Signed as a free agent, December 20, 2001.

Minor League Highlights: 2001: Did not play after signing as a free agent with the White Sox on 12/20/01.

MUNOZ, ARNALDO — Pitcher

See biography in Non-Roster Invitees section on page 195.

MURO, ROBERT — Third Baseman

Bats: Right **Throws:** Right **Born:** January 16, 1976, Fontana, Calif.
Height: 5-7 **Weight:** 180 **Resides:** Apple Valley, Calif.

Recommended/Signed By: Wally Backman (White Sox)

Sox Acquisition: Signed as a free agent, May 15, 2001.

Minor League Highlights: 2001: Ranked second on team in home runs (12), RBI (54) and hit by pitch (nine) and tied for third in doubles (25) at Class A Winston-Salem ... collected six RBI on 6/12 vs. Wilmington ... homered twice on 8/31 vs. Salem ... doubled in consecutive games seven times ... reached base in the final 15 games, including a season-high 11-game hitting streak from 8/18-26. 2000: Was named Player of the Year in the independent Western Baseball League for Zion ... helped guide team to the WBL Championship title, hitting .351 with 14 home runs and 80 RBI ... was selected to the Southern Division All-Star Team.

Miscellaneous/Personal: Played collegiately at California Baptist University ... Is a 1994 graduate of Apple Valley (Calif.) High School ... has one child, Marcella.

YEAR	CLUB	AVG	G	AB	R	H	TB	2B	3B	HR	RBI	SH	SF	HB	BB	SO	SB	CS	E
2001	Winston-Salem	.246	96	354	39	87	148	25	0	12	54	0	1	9	47	71	4	4	15

White Sox 2001 Charles W. Lubin Award Winners

Class AAA	Aaron Rowand, OF
Class AA	Dan Wright, RHP
Class A	Corwin Malone, LHP
Coach	Razor Shines, Kannapolis Manager
Scout	John Tumminia

MURRAY, BRAD — Pitcher

Bats: Left **Throws:** Left **Born:** August 20, 1978, Fort Myers, Fla.
Height: 5-11 **Weight:** 175 **Resides:** LaBelle, Fla.

Recommended/Signed By: George Bradley/Herman Cortes (White Sox)

Sox Acquisition: Selected in the 27th round, June 2000 First-Year Player Draft.

Minor League Highlights: 2001: Combined to go 3-2 with a 2.97 ERA (21 ER/63.2 IP) between Class A Winston-Salem and Class A Kannapolis ... tied for third on Winston-Salem with 32 appearances ... did not allow a run in 17.2 IP from 6/2-7/7 (12 games) with the Warhogs. 2000: Led the Appalachian League in fewest walks per 9.0 IP (1.8) at Advanced Rookie Bristol ... did not allow an earned run in 9.2 relief IP from 7/14-24 ... tossed 3.1 perfect IP on 7/14 to earn his first save ... earned first two pro wins in consecutive starts on 8/6-11.

Miscellaneous/Personal: Attended Embury-Riddle University ... was a two-time NAIA All-America selection ... posted a 34-9 career record with a 2.92 ERA (110 ER/339.0 IP), 15 complete games and 330 strikeouts ... graduated from LaBelle (Fla.) High School.

YEAR	CLUB	W-L	PCT	ERA	G	GS	CG	SHO	SV	IP	H	R	ER	HR	HB	BB-I	SO	WP	BK
2000	Bristol	2-1	.667	4.26	16	4	0	0	1	50.2	49	28	24	1	5	16-0	37	4	1
2001	Kannapolis	0-0	.000	8.59	9	0	0	0	0	13.2	16	12	10	0	1	7-1	12	3	0
	Winston-Salem	3-2	.600	1.98	32	0	0	0	0	50.0	42	13	11	1	3	30-5	30	2	0
MINORTOTALS		5-3	.625	3.54	57	4	0	0	1	114.1	107	53	45	2	9	53-6	79	9	1

NICHOLSON, TOMMY — Second Baseman

Bats: Left **Throws:** Right **Born:** August 23, 1979, Santa Ana, Calif.
Height: 5-9 **Weight:** 160 **Resides:** Anaheim, Calif.

Recommended/Signed By: Ken Stauffer/Paul Provas (White Sox)

Sox Acquisition: Selected in the 11th round, June 2000 First-Year Player Draft.

Minor League Highlights: 2001: Led Carolina League second basemen with a .978 fielding percentage at Class A Winston-Salem ... led team in games played (138), finished second in hits (117) and tied for second in sacrifice hits (10) ... batted .444 (4-9) with 11 RBI with the bases loaded ... reached base safely in 16 straight games from 8/6-20 ... collected five RBI on 7/2 at Wilmington. 2000: Made pro debut at Class A Burlington ... posted seven three-hit games ... went 3-3 with a run scored in first start on 6/25-2 at South Bend.

Miscellaneous/Personal: Played at University of Texas, where he led the 2000 squad to its best overall record (45-21), most wins and highest final national ranking (No. 7) since 1993 ... was a First Team All-Big 12 selection and member of the Tempe NCAA Regional All-Tournament Team ... hit a career-high .367 (99-270) with 43 RBI ... led the Big 12 Conference in hits (99) ... his career .327 (223-683) average and .969 fielding percentage are comparable to Texas' all-time great second baseman (Bill Bates) ... missed just three games during his three-year career ... was selected as the team's Most Valuable Player as a sophomore ... graduated from Esperanza High School in Anaheim, Calif., where he helped lead team to the CIFF championship ... earned Division I Player of the Year honors as a senior ... father, Rick, played collegiate baseball at Pepperdine (1968-72).

YEAR	CLUB	AVG	G	AB	R	H	TB	2B	3B	HR	RBI	SH	SF	HB	BB	SO	SB	CS	E
2000	Burlington	.260	66	250	33	65	79	10	2	0	24	3	2	5	22	33	10	2	8
2001	Winston-Salem	.245	138	477	46	117	147	22	1	2	40	10	3	5	42	97	10	14	14
MINORTOTALS		.250	204	727	79	182	226	32	3	2	64	13	5	10	64	130	20	16	22

OBORN, SPENCER — Outfielder

Bats: Right **Throws:** Right **Born:** August 22, 1977, Pasadena, Calif.
Height: 6-3 **Weight:** 190 **Resides:** Diamond Bar, Calif.

Recommended/Signed By: Ed Pebley/Joe Butler (White Sox)

Sox Acquisition: Selected in the 14th round, June 1999 First-Year Player Draft.

Minor League Highlights: 2001: Owns a 51-game errorless streak dating back to 7/3/01 ... led Class A Winston-Salem with a .274 average ... compiled a 12-game hitting streak from 6/7-17 ... hit .324 at home and .230 on the road. 2000: Made pro debut at Class A Burlington ... ranked among the organizational leaders in stolen bases (76th, 28) and doubles (78th) ... led team in doubles (23) and walks (54) ... recorded 10 RBI over five games from 5/27-6/1. 1999: Did not play after agreeing to terms with the Sox on 8/18 ... was cited by *Baseball America* as the Fastest Runner in the Sox 1999 draft class.

Miscellaneous/Personal: Played at Cal-State Fullerton in 1999 after transferring from Brigham Young ... was named 1999 Big West Conference Player of the Year after hitting .395 (104-263) with 14 home runs and 82 RBI ... also named Third-Team All-America by *Baseball America* ... guided team to the College World Series ... was a First-Team All-America selection by the America Baseball Coaches Association, National Collegiate Baseball Writers Association and *Collegiate Baseball* ... compiled a 37-game hitting streak (.405, 60-148) from 2/6-4/16, the ninth-longest in NCAA Division I history ... hit for the cycle in consecutive games vs. Air Force as a freshman while playing for BYU ... played baseball, basketball and football at Diamond Bar (Calif.) High School ... played for Wareham in the Cape Cod League.

YEAR	CLUB	AVG	G	AB	R	H	TB	2B	3B	HR	RBI	SH	SF	HB	BB	SO	SB	CS	E
2000	Burlington	.250	127	448	56	112	162	23	3	7	52	3	5	3	54	94	28	6	6
2001	Winston-Salem	.274	120	402	54	110	148	25	2	3	37	11	3	2	20	64	13	3	7
MINORTOTALS		.261	247	850	110	222	310	48	5	10	89	14	8	5	74	158	41	9	13

OLIVO, RIGAL — Pitcher

Bats: Right Throws: Right Born: October 28, 1981, Monte Cristi, D.R.
 Height: 6-0 Weight: 175 Resides: Monte Cristi, D.R.

Recommended/Signed By: Denny Gonzalez (White Sox)

Sox Acquisition: Signed as a free agent, December 18, 1998.

Minor League Highlights: 2001: Combined to go 1-4 with a 4.14 ERA (25 ER/54.1 IP) at Advanced Rookie Bristol and Class A Winston-Salem ... began pro career at Bristol ... struck out a career-high eight batters in 5.0 IP on 8/2 vs. Kingsport ... ended the season at Winston-Salem ... earned first pro save on 8/27 at Lynchburg. 2000: Started 11 games in the Dominican Summer League.

YEAR	CLUB	W-L	PCT	ERA	G	GS	CG	SHO	SV	IP	H	R	ER	HR	HB	BB-I	SO	WP	BK
2001	Bristol	1-4	.200	3.95	11	6	0	0	0	41.0	41	22	18	4	7	11-0	40	1	1
	Winston-Salem	0-0	.000	4.73	8	0	0	0	1	13.1	16	9	7	2	0	3-0	9	3	0
MINORTOTALS		1-4	.200	4.14	19	6	0	0	1	54.1	57	31	25	6	7	14-0	49	4	1

PARRISH, WADE — Pitcher

Bats: Left Throws: Left Born: November 13, 1977, Moses Lake, Wash.
 Height: 6-1 Weight: 195 Resides: Othello, Wash.

Recommended/Signed By: Hank Jones (Dodgers)

Sox Acquisition: Obtained from Los Angeles in exchange for outfielder McKay Christensen, July 13, 2001; recommended by Larry Maxie (White Sox).

Minor League Highlights: 2001: Spent time at Class A Vero Beach and Class AA Jacksonville in the Los Angeles organization and Class AA Birmingham in the White Sox organization ... combined to go 9-2 with a 2.00 ERA (16 ER/72.0 IP), six saves and 62 strikeouts ... compiled scoreless streaks of 10.1, 11.2 and 14.2 IP ... limited opponents to a .230 (60-261) average. 2000: Spent the season at Class A San Bernardino in the Dodgers organization ... helped team win the California League championship ... held opponents to a .207 (39-188) average ... struck out 56 batters in 51.0 IP, an average of 9.9 per 9.0 IP, 1999: Made pro debut at Class A Yakima ... was selected in the 15th round of the First-Year Player Draft.

Miscellaneous/Personal: Attended Washington State University ... graduated from Othello (Wash.) High School.

YEAR	CLUB	W-L	PCT	ERA	G	GS	CG	SHO	SV	IP	H	R	ER	HR	HB	BB-I	SO	WP	BK
1999	Yakima	4-3	.571	4.05	17	8	0	0	2	60.0	57	30	27	4	1	24-0	48	2	0
2000	San Bernardino	2-3	.400	3.18	29	0	0	0	2	51.0	39	22	18	3	0	32-3	56	3	0
2001	Vero Beach	4-1	.800	1.85	23	0	0	0	6	39.0	34	9	8	3	1	7-0	42	4	0
	Jacksonville	1-1	.500	5.14	4	0	0	0	0	7.0	7	4	4	0	1	5-1	5	0	0
	Birmingham	4-0	1.000	1.38	16	1	0	0	0	26.0	19	4	4	1	2	5-0	15	3	0
MINORTOTALS		15-8	.652	3.00	89	9	0	0	10	183.0	156	69	61	11	5	73-4	166	12	0

PATTEN, SCOTT — Pitcher

Bats: Right Throws: Right Born: November 26, 1980, Shawnee, Okla.
 Height: 6-3 Weight: 210 Resides: Tecumseh, Okla.

Recommended/Signed By: Ken Stauffer/John Kazanas (White Sox)

Sox Acquisition: Selected in the seventh round, June 1999 First-Year Player Draft.

Minor League Highlights: 2001: Led Advanced Rookie Bristol in appearances (12) and tied for most losses (four) ... allowed an Appalachian League-high 12 home runs ... went 3-1 at home and 0-3 on the road. 2000: Led the Arizona League in games started (14) and IP (73.0) and tied for fifth in strikeouts (58) at Rookie Tucson ... led team in starts and strikeouts and tied for team lead in wins (four) ... struck out 10 on 7/24. 1999: Made pro debut at Tucson ... was second on team with 15 appearances.

Miscellaneous/Personal: Ranked by *Baseball America* as the Second-Best high school pitcher in Oklahoma ... graduated from Tecumseh (Okla.) High School ... was 6-6 with a 2.61 ERA and 123 strikeouts as a senior.

YEAR	CLUB	W-L	PCT	ERA	G	GS	CG	SHO	SV	IP	H	R	ER	HR	HB	BB-I	SO	WP	BK
1999	Tucson	0-4	.000	4.19	15	5	0	0	0	38.2	27	22	18	0	11	30-1	27	11	0
2000	Tucson	4-4	.500	5.05	14	14	0	0	0	73.0	80	55	41	1	8	41-0	58	12	1
2001	Bristol	3-4	.429	5.46	12	12	1	0	0	61.0	67	42	37	12	7	21-1	43	7	0
	Winston-Salem	0-1	.000	27.00	2	1	0	0	0	1.0	2	3	3	0	2	3-0	0	0	0
MINORTOTALS		7-13	.350	5.13	43	32	1	0	0	173.2	176	122	99	13	28	95-2	128	30	1

*Led League

PENA, EDUARDO — Pitcher

Bats: Left Throws: Left Born: August 12, 1979, Caguas, Puerto Rico.
 Height: 5-10 Weight: 170 Resides: Caguas, Puerto Rico.

Recommended/Signed By: Juan Nieves (White Sox)

Sox Acquisition: Signed as a free agent, January 15, 2001.

Minor League Highlights: 2001: Finished fifth on the team at Class A Winston-Salem in appearances (31) ... earned first career victory in his first start on 7/5-2 vs. Frederick.

YEAR	CLUB	W-L	PCT	ERA	G	GS	CG	SHO	SV	IP	H	R	ER	HR	HB	BB-I	SO	WP	BK
2001	Winston-Salem	1-6	.143	4.18	31	5	0	0	0	47.1	52	30	22	6	7	24-3	35	4	1

PEREZ, ARMANDO — Pitcher

Bats: Left

Throws: Left

Born: December 26, 1980, Los Angeles, Calif.

Height: 6-2

Weight: 190

Resides: San Ysidro Calif.

Recommended/Signed By: George Kachigian (White Sox)

Sox Acquisition: Selected in the 36th round, June 2000 First-Year Player Draft.

Minor League Highlights: 2001: Led Arizona League in IP (63.1), tied for the lead in complete games (one) and shutouts (one) and finished ninth in ERA (2.98) at Rookie Phoenix ... was AZL Pitcher of the Week in consecutive weeks from 7/9-15 and 7/16-22 ... tossed 18.0 consecutive scoreless IP from 7/9-17. 2000: Averaged 7.7 strikeouts per 9.0 IP (37 SO) in 15 games (eight starts) for Rookie Tucson ... tossed 6.0 scoreless IP in second pro start.

Miscellaneous/Personal: Attended Southwestern College J.C. ... is a 1999 graduate of Montgomery High School.

YEAR	CLUB	W-L	PCT	ERA	G	GS	CG	SHO	SV	IP	H	R	ER	HR	HB	BB-I	SO	WP	BK
2000	Tucson	0-3	.000	6.07	15	8	0	0	0	43.0	51	38	29	4	2	26-0	37	3	1
2001	Phoenix	3-3	.500	2.98	15	5	#1	#1	0	63.1	56	27	21	1	2	23-2	44	6	1
MINORTOTALS		3-6	.333	4.23	30	13	1	1	0	106.1	107	65	50	5	4	49-2	81	9	2

*Led League

#Tied For League Lead

PHILLIPS, HEATH — Pitcher

Bats: Left

Throws: Left

Born: March 24, 1982, Evansville, Ind.

Height: 6-3

Weight: 205

Resides: Evansville, Ind.

Recommended/Signed By: Doug Laurmann/Larry Greier (White Sox)

Sox Acquisition: Selected in the 10th round, June 2000 First-Year Player Draft.

Minor League Highlights: 2001: Rated as the No. 27 Prospect in the White Sox organization by *Baseball America* ... seven of his 12 starts for Class A Kannapolis were quality ... posted a 2.52 ERA (7 ER/25.0 IP) from 7/11-28 ... struck out seven in 6.0 IP on 7/16 at Lexington ... was a draft-and-follow from 2000.

Miscellaneous/Personal: Played college baseball at Lake City (Fla.) Community College ... went 7-6 with a 3.09 ERA (43 ER/125.1 IP) and 117 strikeouts in 2001 ... batted .324 with six home runs, 24 doubles and 68 RBI as a designated hitter ... also led the state in doubles and RBI ... graduated in 2000 from Evansville (Ind.) Central High School.

YEAR	CLUB	W-L	PCT	ERA	G	GS	CG	SHO	SV	IP	H	R	ER	HR	HB	BB-I	SO	WP	BK
2001	Kannapolis	2-7	.222	3.64	14	12	1	0	0	71.2	74	36	29	1	7	18-1	54	1	1

PIERCE, BRETT — Pitcher

Bats: Right

Throws: Right

Born: May 9, 1977, Fullerton, Calif.

Height: 5-10

Weight: 190

Resides: Covina, Calif.

Recommended/Signed By: Roland Hemond (White Sox)

Sox Acquisition: Signed as a free agent, November 25, 2001.

Minor League Highlights: Played for Tennessee of the independent All-American Association in 2001 ... appeared in 15 games as the designated hitter, five at pitcher, five in right field, three in left and one at first base ... was on the voluntary retired list by Class A Eugene in the Atlanta Braves organization from 5/14/98-8/24/00 ... was selected by Atlanta in 52nd round of the 1996 June free agent draft ... attended Citrus Junior College.

YEAR	CLUB	AVG	G	AB	R	H	TB	2B	3B	HR	RBI	SH	SF	HB	BB	SO	SB	CS	E
1997	Eugene	.278	57	176	23	49	61	7	1	1	19	1	3	4	22	25	3	3	8

PORZIO, MIKE — Pitcher

See biography in Non-Roster Invitees section on page 196.

PURVIS, ROB — Pitcher

Bats: Right

Throws: Right

Born: August 11, 1977, Tipton, Ind.

Height: 6-2

Weight: 200

Resides: Tipton, Ind.

Recommended/Signed By: Ken Stauffer/Nathan Durst (White Sox)

Sox Acquisition: Selected with sandwich pick between first and second rounds (45th overall), June 1999 First-Year Player Draft.

Minor League Highlights: 2001: Ranked second on the team at Class AA Birmingham in IP (140.0) ... threw a team-high 14 wild pitches ... lasted 6.0 or more IP in 16 of 23 starts ... made 10 quality starts ... earned win in relief on 9/1 vs. West Tennessee, going 6.0 scoreless IP ... played for Scottsdale in the Arizona Fall League. 2000: Ranked among the organizational leaders in games started (T1st, 28), wins (T3rd, 11), complete games (T3rd, 2), IP (T4th, 171.2), strikeouts (T7th, 117) and ERA (T8th, 3.41) ... spent most of the season at Class A Winston-Salem ... opponents hit .222 (139-625) ... ranked second in the Carolina League in IP (167.2) and tied for fourth in complete games ... ranked 10th among Class A pitchers in walks allowed (87) ... was named the organizational Player of the Month for June after going 5-0 with a 2.08 ERA and two complete games ... made 16 quality starts ... took a no-hitter into the eighth inning on 8/4 vs. Potomac and finished with a combined one-hitter. 1999: Pitched at Rookie Tucson and Class A Burlington in first pro season ... *Baseball America* rated his fastball as tied for best among White Sox 1999 draftees ... pitched in two postseason games with the Bees, earning the win in Game 1 of the Midwest League semifinal series vs. Clinton ... tied for team lead at Tucson with two saves.

Miscellaneous/Personal: Attended Bradley ... ranked by *Baseball America* as the No. 33 College Prospect ... named to the All-Missouri Valley Conference First Team ... graduated from Tipton (Ind.) High School where he played baseball, basketball and soccer ... led the state with a 0.19 ERA as a senior ... was a two-time All State pick in baseball ... earned All-State honors in basketball ... drafted by the San Francisco Giants in 1996 but did not sign.

YEAR	CLUB	W-L	PCT	ERA	G	GS	CG	SHO	SV	IP	H	R	ER	HR	HB	BB-I	SO	WP	BK
1999	Tucson	0-1	.000	4.00	4	0	0	0	2	9.0	12	10	4	0	0	6-0	7	1	4
	Burlington	0-0	.000	2.38	6	0	0	0	1	11.1	10	5	3	1	1	4-0	8	0	1
2000	Winston-Salem	11-10	.524	3.38	27	27	2	0	0	167.2	139	81	63	6	11	87-0	114	22	0
	Birmingham	0-1	.000	4.50	1	1	0	0	0	4.0	6	8	2	1	0	3-0	3	0	0
2001	Birmingham	5-9	.357	5.27	24	23	0	0	0	140.0	165	96	82	9	4	70-0	53	14	2
MINORTOTALS		16-21	.432	4.17	62	51	2	0	3	332.0	332	200	154	17	16	170-0	185	37	7

QUINTERO, HUMBERTO — Catcher

See biography in Non-Roster Invitees section on page 198.

RAMIREZ, JULIO — Outfielder

See biography in Non-Roster Invitees section on page 199.

REED, RYLAN — Pitcher

Bats: Right **Throws:** Right **Born:** November 18, 1981, Houston, Texas
Height: 6-7 **Weight:** 260 **Resides:** Round Rock, Texas

Recommended/Signed By: Alex Slattery (White Sox)

Sox Acquisition: Selected in the 23rd round, June 2000 First-Year Player Draft.

Minor League Highlights: 2001: Led Rookie Phoenix in starts (13) and hit batters (10) and finished second in IP (58.0) ... went 3-0 with an 0.69 ERA (2 ER/26.0 IP) at home compared to 1-4 with a 5.06 ERA (18 ER/32.0 IP) on the road ... did not allow an earned run over 12.1 IP from 7/30-8/9 ... struck out 10 batters in 5.0 scoreless IP on 8/4 vs. Cubs. 2000: Named by *Baseball America* as the Third-Best Late-Round Pick from the 2000 draft and as having the Best Fastball and Most Intriguing Background from the Sox 2000 draft class ... did not play after agreeing to terms with the White Sox on 8/8.

Miscellaneous/Personal: Graduated from Crossett (Ark.) High School ... lettered baseball, basketball and football ... turned down a football scholarship at Arkansas to sign with the White Sox.

YEAR	CLUB	W-L	PCT	ERA	G	GS	CG	SHO	SV	IP	H	R	ER	HR	HB	BB-I	SO	WP	BK
2001	Phoenix	4-4	.500	3.10	13	13	0	0	0	58.0	56	46	20	2	10	34-0	53	6	3

REYES, GUILLERMO — Second Baseman/Shortstop

Bats: Switch **Throws:** Right **Born:** December 29, 1981, Cana Chapeton, D.R.
Height: 5-9 **Weight:** 160 **Resides:** Villa Vasquez, Dominican Republic.

Recommended/Signed By: Mike Sgobba/Denny Gonzalez (White Sox)

Sox Acquisition: Signed as a free agent, December 25, 1998.

Minor League Highlights: 2001: Combined to hit .248 (123-496) with 50 RBI between Class A Kannapolis and Class A Winston-Salem ... was named by *Baseball America* as the No. 12 Prospect in the South Atlantic League and No. 23 Prospect in the Sox organization ... was selected to the SAL midseason All-Star Team ... tied for second on Kannapolis with 29 stolen bases ... reached base safely in 26 straight games from 4/26-5/24 ... was promoted to Winston-Salem on 6/28 ... made eight plate appearances in a 19-inning loss on 7/24 at Myrtle Beach. 2000: Was named by *Baseball America* as the No. 18 Prospect in the Appalachian League at Advanced Rookie Bristol ... led APPY in hits (76) and at-bats (257), tied for first in games played (66) and was 10th in average (.296) ... struck out once every 12.0 plate appearances, the best rate in the league ... homered twice with five RBI on 7/20. 1999: Made pro debut at Rookie Tucson ... led team in stolen bases (18).

YEAR	CLUB	AVG	G	AB	R	H	TB	2B	3B	HR	RBI	SH	SF	HB	BB	SO	SB	CS	E
1999	Tucson	.250	54	200	27	50	61	5	3	0	15	0	3	4	20	18	10	9	
2000	Bristol	.296	#66	*257	45	*76	99	10	2	3	31	4	2	2	22	24	21	10	13
2001	Kannapolis	.279	71	280	49	78	96	8	5	0	26	2	2	2	27	30	29	8	11
	Winston-Salem	.208	59	216	24	45	51	4	1	0	24	4	1	5	14	33	16	4	18
MINORTOTALS		.261	250	953	145	249	307	27	11	3	96	10	8	13	83	112	84	32	51

*Led League

#Tied For League Lead

REYES, JULIO — Outfielder

Bats: Left **Throws:** Right **Born:** June 30, 1980, Sonora, Mexico
Height: 6-2 **Weight:** 185 **Resides:** Sonora, Mexico

Recommended/Signed By: George Bradley/José Ortega (White Sox)

Sox Acquisition: Selected in the 15th round, June 1999 First-Year Player Draft.

Minor League Highlights: 2001: Led Advanced Rookie Bristol in home runs (seven), RBI (37) and extra-base hits (17) ... homered in three straight games with nine RBI from 7/1-5. 2000: Tied for fifth in the Appalachian League with four triples at Bristol ... led team with 12 doubles. 1999: Ranked third on the team with a .307 average in first pro season at Rookie Tucson ... cited by *Baseball America* as having the Best Power from the White Sox 1999 draft class.

Miscellaneous/Personal: Graduated from Miami Senior High School, where he hit .414 (121-292) with 16 home runs and 122 RBI over three seasons ... went 8-1 as a pitcher his senior season.

YEAR	CLUB	AVG	G	AB	R	H	TB	2B	3B	HR	RBI	SH	SF	HB	BB	SO	SB	CS	E
1999	Tucson	.307	33	127	23	39	59	8	3	2	20	0	0	3	7	16	1	2	3
2000	Bristol	.281	41	146	20	41	64	12	4	1	18	3	2	0	7	35	2	2	0
2001	Bristol	.242	56	194	18	47	78	10	0	7	37	0	2	4	6	47	1	2	2
MINORTOTALS		.272	130	467	61	127	201	30	7	10	75	3	4	7	20	98	4	6	5

REYNOSO, PAULINO — Pitcher

Bats: Left Throws: Left Born: August 10, 1980, Agua Santa del Yuna, D.R.
 Height: 6-3 Weight: 190 Resides: Santiago, D.R.

Recommended/Signed By: Mike Sgobba/Denny Gonzalez (White Sox)

Sox Acquisition: Signed as a free agent, December 21, 1998.

Minor League Highlights: 2001: Converted from first baseman to pitcher prior to the season ... appeared in 15 games (three starts) at Rookie Phoenix ... finished fourth on team in appearances and fifth in strikeouts (31) ... earned his first professional save on 8/18 at Giants, allowing one hit in 3.0 scoreless IP ... struck 7.1 batters per 9.0 IP (31 SO/39.1 IP). 2000: Made his pro debut at Rookie Tucson, appearing in 26 games at first base and 10 in the outfield ... batted .240 (31-129) with one home run and 13 RBI. 1999: Played in the Dominican Summer League.

YEAR	CLUB	W-L	PCT	ERA	G	GS	CG	SHO	SV	IP	H	R	ER	HR	HB	BB-I	SO	WP	BK
2001	Phoenix	0-2	.000	3.66	15	3	0	0	1	39.1	41	27	16	1	4	13-1	31	5	1

ROGOWSKI, CASEY — First Baseman

Height: 6-3 Bats: Left Born: May 1, 1981, Livonia, Mich.
 Weight: 230 Throws: Left Resides: Livonia, Mich.

Recommended/Signed By: Ken Stauffer/Nathan Durst (White Sox)

Sox Acquisition: Selected in the 13th round, June 1999 First-Year Player Draft.

Minor League Highlights: 2001: Rated by *Baseball America* as the No. 14 Prospect in the White Sox organization and Best Defensive First Baseman in the South Atlantic League ... his .995 fielding percentage at Class A Kannapolis led all SAL infielders ... tied for fifth in the SAL with a .382 on-base percentage ... was selected to the midseason All-Star Team ... ranked among the organization leaders in 10 offensive categories ... earned Kannapolis Most Valuable Player Award after leading team in average (.287), home runs (14) and RBI (69) ... was named SAL Hitter of the Week twice (4/5-12 and 9/10-16). 2000: Ranked second on team at Class A Burlington in runs scored (62) and tied for second in doubles (19) ... hit safely in 12 straight games from 5/2-13. 1999: Led Rookie Tucson with a .384 on-base percentage and 26 walks ... named to the Arizona League All-Star Team ... cited by *Baseball America* as being the Best Hitter and Most Intriguing Story in the Sox 1999 draft class.

Miscellaneous/Personal: Graduated from Catholic Central High School in Livonia, Mich. ... led team to the state championship ... named Michigan's Mr. Baseball his senior year after batting .491 with 11 home runs and 55 RBI ... homered into the right-center field upper deck at Tiger Stadium in the Catholic League Championship game as junior ... All-State selection in baseball, football and wrestling ... member of state championship football team as a junior and senior ... helped team win state wrestling title two straight seasons ... was the Michigan state heavyweight wrestling champion, winning final 92 matches.

YEAR	CLUB	AVG	G	AB	R	H	TB	2B	3B	HR	RBI	SH	SF	HB	BB	SO	SB	CS	E
1999	Tucson	.288	52	160	23	46	57	7	2	0	27	1	3	1	26	34	2	1	13
2000	Burlington	.231	122	412	62	95	134	19	1	6	41	3	1	4	47	89	11	3	15
2001	Kannapolis	.287	130	439	66	126	192	18	3	14	69	0	3	7	62	95	16	8	6
MINOR TOTALS		.264	304	1011	151	267	383	44	6	20	137	4	7	12	135	218	29	12	34

ROSA, WALLY — Catcher

Bats: Right Throws: Right Born: November 28, 1981, La Romana, D.R.
 Height: 6-1 Weight: 185 Resides: Hialeah, Fla.

Recommended/Signed By: George Bradley/José Ortega (White Sox)

Sox Acquisition: Selected in the 28th round, June 1999 First-Year Player Draft.

Minor League Highlights: 2001: Appeared in 98 games in his first season at Class A Kannapolis ... hit .353 (18-51) in May. 2000: Combined to hit .263 (41-156) between Rookie Tucson and Class A Burlington ... agreed to terms with the White Sox on 5/3 ... batted .344 at Tucson before earning promotion to Burlington on 7/31.

Miscellaneous/Personal: Attended Palm Beach J.C. ... graduate of Miami Brito High School.

YEAR	CLUB	AVG	G	AB	R	H	TB	2B	3B	HR	RBI	SH	SF	HB	BB	SO	SB	CS	E
2000	Tucson	.344	17	61	11	21	28	4	0	1	10	0	1	0	8	11	1	1	5
	Burlington	.211	27	95	7	20	24	4	0	0	9	0	1	2	4	25	1	0	5
2001	Kannapolis	.226	98	305	27	69	95	14	0	4	23	4	1	9	13	88	6	6	12
MINOR TOTALS		.239	142	461	45	110	147	22	0	5	42	4	3	11	25	124	8	7	22

RUPP, MIKE — Pitcher

Bats: Right Throws: Right Born: February 21, 1978, San Diego, Calif.
 Height: 6-3 Weight: 205 Resides: La Mesa, Calif.

Recommended/Signed By: Harry Smith (Red Sox)

Sox Acquisition: Obtained from the Boston Red Sox on March 19, 2001 as the player to be named later to complete the deal that sent Jesus Peña to Boston on 9/20/00 (recommended by Warren Hughes).

Minor League Highlights: 2001: Spent his first season in the White Sox organization at Class A Winston-Salem ... ERA was 5.02 (8 ER/14.1 IP) as a starter and 2.77 (12 ER/39.0 IP) in relief. 2000: Made 30 appearances (one start) at Class A Augusta in the Red Sox system ... allowed 9.0 hits per 9.0 IP (65 H/64.1 IP). 1999: Spent season at Class A Lowell ... allowed two home runs in 57.1 IP (0.3 per 9.0 IP). 1998: Won a career-high six games at Class A Michigan ... posted a 5-0 record with a 2.29 ERA (9 ER/35.1 IP) in his first seven starts. 1997: Tied for second in complete games among short-season pitchers and finished sixth in ERA (1.63) while pitching at Rookie Fort Myers and Lowell ... led the Gulf Coast League in complete games (three) and ranked second in ERA (1.22) with Fort Myers.

Miscellaneous/Personal: Graduated from Monte Vista High School in Spring Valley, Calif. ... played outfield and was a pitcher on the baseball team that captured the League Championship in three consecutive years from 1994-96 ... also played receiver on the football team.

YEAR	CLUB	W-L	PCT	ERA	G	GS	CG	SHO	SV	IP	H	R	ER	HR	HB	BB-I	SO	WP	BK
1997	Fort Meyers	1-4	.200	1.22	11	9	*3	0	0	59.0	51	23	8	0	3	17-1	56	4	0
	Lowell	0-1	.000	3.55	2	2	0	0	0	12.2	8	5	5	1	0	3-0	10	0	0
1998	Michigan	6-1	.857	5.03	11	11	0	0	0	48.1	51	28	27	2	2	30-0	48	3	0
1999	Lowell	1-5	.167	5.81	18	8	0	0	0	57.1	72	46	37	2	3	33-2	48	4	1
2000	Augusta	6-4	.600	3.78	30	1	0	0	0	64.1	65	30	27	4	3	29-0	44	1	0
2001	Winston-Salem	2-3	.400	3.38	27	3	0	0	0	53.1	56	29	20	3	2	17-0	45	3	2
MINORTOTALS		16-18	.471	3.78	99	34	3	0	0	295.0	303	161	124	12	13	129-3	251	15	3

*League Lead

SAGER, BRIAN — Pitcher

Bats: Right **Throws:** Right **Born:** October 30, 1979, Milford, Conn.
Height: 6-5 **Weight:** 230 **Resides:** Branford, Conn.

Recommended/Signed By: Ken Stauffer/Warren Hughes (White Sox)

Sox Acquisition: Selected in the 13th round, June 2001 First-Year Player Draft.

Minor League Highlights: 2001: Did not play after agreeing to terms with the White Sox on 1/14/02 ... was ranked as the No. 29 Prospect in the White Sox system by *Baseball America*.

Miscellaneous/Personal: Played one season at Georgia Tech after transferring from Stanford ... posted a 15-1 collegiate career mark ... left Stanford with the school's best all-time winning percentage (12-1, .923) ... was selected as a freshman All-America at Stanford by *Collegiate Baseball* ... named to the Second-Team preseason All-America squad in 2000 (Stanford) and Third-Team preseason All-America Team at Georgia Tech in 2001 ... pitched in the College World Series (at Stanford) ... 1998 graduate of Branford (Conn.) High School ... was the Gatorade Circle of Champions Connecticut High School Player of the Year in 1998 ... was named Prep All-America by *Baseball America* and *USA Today* ... went 11-0 with a 0.83 ERA and 115 strikeouts his senior year ... was drafted by the Arizona Diamondbacks in 1998 but did not sign.

SALVO, ANDREW — Second Baseman

Bats: Left **Throws:** Right **Born:** August 27, 1979, Glen Cove, N.Y.
Height: 5-10 **Weight:** 175 **Resides:** East Islip, N.Y.

Recommended/Signed By: Ken Stauffer/John Tumminia (White Sox)

Sox Acquisition: Selected in the 22nd round, June 2001 First-Year Player Draft.

Minor League Highlights: 2001: Led Advanced Rookie Bristol in games (62), runs scored (36), hits (61), total bases (82) and walks (27) and tied for the team lead in doubles (11) ... ranked by *Baseball America* as the Best Defensive Player from the Sox 2001 Draft class ... batted .336 (39-116) at home ... hit .342 in June and .304 in July ... went 4-4 with his first career home run on 7/23 vs. Johnson City.

Miscellaneous/Personal: Played college baseball at Delaware ... was a candidate for the Rotary Smith Award (National Player of the Year) after leading the team with a .372 average, seven home runs and 45 RBI in 2001 ... selected to the First-Team All-Conference and America East All-Tournament Team ... earned preseason Third-Team All-America honors from NCBWA and *Collegiate Baseball* in 2000-01 ... finished with 246 career hits, tied for eighth in school history ... was named America East Conference Player of the Year in 2000 ... a 1997 graduate of St. Anthony's High School ... earned All-America honorable mention status by *Baseball America* as a senior.

YEAR	CLUB	AVG	G	AB	R	H	TB	2B	3B	HR	RBI	SH	SF	HB	BB	SO	SB	CS	E
2001	Bristol	.292	62	209	36	61	81	11	0	3	34	0	3	6	27	23	14	6	10

SANDERS, DAVID — Pitcher

Bats: Left **Throws:** Left **Born:** August 29, 1979, Oklahoma City, Okla.
Height: 6-0 **Weight:** 200 **Resides:** Derby, Kan.

Recommended/Signed By: Ken Stauffer/John Kazanas (White Sox)

Sox Acquisition: Selected in the sixth round, June 1999 First-Year Player Draft.

Minor League Highlights: 2001: Went 3-0 with a 2.65 ERA at Class AA Birmingham ... allowed an earned run in just six of his 36 relief outings ... did not allow an earned run in 17 consecutive outings (17.0 IP) from 5/14-7/19 ... left-handers batted .150 (6-40). **2000:** Tied for the Carolina League lead in appearances (51) at Class A Winston-Salem ... ranked second on team with six saves ... averaged 9.3 strikeouts (50 SO/48.1 IP) and 7.3 hits allowed (39 H) per 9.0 IP. **1999:** Made seven appearances at Rookie Tucson ... averaged 14.3 strikeouts per 9.0 IP (26 SO/16.1 IP) ... opponents hit .207 (12-58).

Miscellaneous/Personal: Married Kilee ... 1999 graduate of Barton County College ... earned All-League honors as a sophomore ... was 3-4 with a 3.34 ERA (25 ER/52.1 IP) and 82 strikeouts ... named the All-State Utility Player as a senior at Derby (Kan.) High School ... was a four-year honor roll student.

YEAR	CLUB	W-L	PCT	ERA	G	GS	CG	SHO	SV	IP	H	R	ER	HR	HB	BB-I	SO	WP	BK
1999	Tucson	1-0	1.000	1.10	7	1	0	0	1	16.1	12	3	2	0	1	6-3	26	1	0
2000	Winston-Salem	3-2	.600	5.21	#51	0	0	0	6	48.1	39	35	28	4	4	39-1	50	12	1
2001	Birmingham	3-0	1.000	2.65	36	0	0	0	0	34.0	27	12	10	1	3	25-1	25	2	0
MINORTOTALS		7-2	.778	3.65	94	1	0	0	7	98.2	78	50	40	5	8	70-5	101	15	1

#Tied For League Lead

SANDOVAL, DANNY — Shortstop

Bats: Right **Throws:** Right **Born:** April 7, 1979, Lara, Venezuela
Height: 5-11 **Weight:** 180 **Resides:** Lara, Venezuela
Recommended/Signed By: Mike Sgobba/Hector Rincones (White Sox)
Sox Acquisition: Signed as a free agent, December 8, 1996.

Minor League Highlights: **2001:** Combined to hit .277 (105-379) with 28 stolen bases between Class A Winston-Salem and Class AA Birmingham ... ranked among the organization leaders in average (8th) and stolen bases (5th) ... compiled a team-high 14-game hitting streak at Winston-Salem, raising his average from .231 to .344 ... led Birmingham with 17 stolen bases in 21 attempts (81.0 percent) ... hit .267 (16-60) for Zulia in the Venezuelan Winter League. **2000:** Hit .296 (141-476) in 129 games with Class A Burlington, Winston-Salem and Class AAA Charlotte ... ranked second in the organization in average, third in hits, tied for fifth in triples (five), seventh in total bases (177) and 10th in runs scored (63) and RBI (52) ... ranked sixth among Class A shortstops with a .299 average ... was the seventh-hardest player to strikeout in Class A, fanning once every 12.2 plate appearances ... spent the majority of the season at Burlington, where he earned the Charles W. Lubin Award ... led team in sacrifice hits (eight) and finished second in stolen bases (37) ... was the starting shortstop for the Eastern team in the Midwest League All-Star game ... was promoted to Winston-Salem on 6/30. **1999:** Led Burlington with six sacrifice hits ... appeared in nine postseason games for the Midwest League champions, batting .273 (6-22) with six RBI. **1998:** Led Class A Hickory with 14 sacrifice hits and the organization with 57 errors. **1997:** Played in the Dominican Summer League.

YEAR	CLUB	AVG	G	AB	R	H	TB	2B	3B	HR	RBI	SH	SF	HB	BB	SO	SB	CS	E
1998	Hickory	.230	126	430	43	99	115	12	2	0	30	14	2	5	29	88	12	15	57
1999	Burlington	.227	76	255	34	58	74	5	1	3	37	6	2	0	17	39	8	5	26
2000	Burlington	.323	75	269	34	87	102	9	3	0	34	8	1	2	18	22	37	18	24
	Winston-Salem	.266	52	199	29	53	74	11	2	2	17	7	0	1	18	21	11	7	9
2001	Charlotte	.125	2	8	0	1	1	0	0	0	1	0	0	0	1	1	0	0	1
	Winston-Salem	.273	48	176	25	48	68	11	0	3	14	6	2	3	11	31	11	2	16
	Birmingham	.281	58	203	24	57	66	7	1	0	29	6	3	1	17	26	17	4	9
MINORTOTALS		.262	437	1540	189	403	500	55	9	8	162	47	10	12	111	228	96	51	142

SANTAMARINA, JUAN — Third Baseman

Bats: Left **Throws:** Right **Born:** October 3, 1979, Miami, Fla.
Height: 6-1 **Weight:** 180 **Resides:** Miami, Fla.
Recommended/Signed By: George Bradley/Jose Ortega (White Sox)

Sox Acquisition: Selected in the fourth round, June 1998 First-Year Player Draft.

Minor League Highlights: **2001:** Hit a combined .228 (26-114) between Advanced Rookie Bristol, Class A Kannapolis and Winston-Salem ... homered three times in a four-game span from 7/13-18. **2000:** Played in 17 games at Class A Burlington, making nine starts at third base and one at first. **1999:** Spent most of season at Bristol ... also played in 29 games at Burlington. **1998:** Made pro debut at Rookie Tucson ... drove in four runs on 7/2 vs. Colorado.

Miscellaneous/Personal: Graduated from Gulliver (Fla.) Prep High School ... was an All-Conference and All-Dade County selection after hitting .403 (31-77) as a senior ... team was state runner-up.

YEAR	CLUB	AVG	G	AB	R	H	TB	2B	3B	HR	RBI	SH	SF	HB	BB	SO	SB	CS	E
1998	Tucson	.200	41	165	15	33	43	4	0	2	20	0	2	1	9	36	3	1	17
1999	Burlington	.179	29	95	12	17	22	2	0	1	10	0	0	0	14	15	5	0	15
	Bristol	.254	60	213	36	54	81	10	1	5	22	1	1	0	16	41	5	5	14
2000	Burlington	.192	17	52	5	10	15	3	1	0	2	0	0	0	4	11	1	0	5
2001	Bristol	.259	10	27	4	7	13	1	1	1	3	0	0	0	7	8	0	1	6
	Kannapolis	.259	13	27	5	7	18	2	0	3	6	0	0	0	0	9	0	0	4
	Winston-Salem	.200	17	60	9	12	20	2	0	2	8	1	0	0	3	16	0	0	7
MINORTOTALS		.219	187	639	86	140	212	24	3	14	71	2	3	1	53	136	14	7	68

SAUNDERS, CHRIS — Third Baseman

Bats: Right **Throws:** Right **Born:** July 19, 1970, Harbor City, Calif.
Height: 6-1 **Weight:** 205 **Resides:** Clovis, Calif.

Recommended/Signed By: Bob Fontaine (White Sox)

Sox Acquisition: Signed as a free agent, February 19, 2001.

Minor League Highlights: **2001:** Spent most of season at Class AA Birmingham ... his .294 combined average ranked fourth among Class AA third basemen ... finished among the Southern League leaders in doubles (T3rd, 33) and average (4th, .296) ... posted multihomer games on 5/2 and 9/1 ... hit .387 (41-106) in May to raise his average from .239 to .328. **2000:** Combined to hit .305 (82-269) at Class AA Chattanooga and Class AAA Louisville in the Cincinnati organization. **1999:** Spent season at Chattanooga ... was named to the Southern League midseason All-Star Team. **1998:** Played at Class AAA Ottawa in the Montreal organization. **1997:** Combined to .278 (79-284) between Class AAA Norfolk and Class AA Binghamton in the Mets organization. **1996:** Set a Binghamton record with 105 RBI ... led the Eastern League in games (141) and RBI, ranked third in hits (152) and fourth in walks (73) ... was the recipient of the Doubleday Award, given to the top player within the Mets organization ... was selected to the Double-A All-Star Team. **1995:** Made stops at Norfolk and Binghamton ... was named Eastern League Player of the Week from 5/22-28. **1994:** Led EL third basemen in games (130), total chances (411), assists (316) and double plays (34) at Binghamton. **1993:** Spent season at Class A St. Lucie. **1992:** Made pro debut at Class A Pittsfield ... was selected by the Mets in the seventh round of the June free agent draft.

Miscellaneous/Personal: Attended Fresno City (Calif.) College ... graduate of Clovis (Calif.) High School.

YEAR	CLUB	AVG	G	AB	R	H	TB	2B	3B	HR	RBI	SH	SF	HB	BB	SO	SB	CS	E
1992	Pittsfield	.252	72	254	34	64	85	11	2	2	32	1	5	1	34	50	5	2	16
1993	St. Lucie	.252	123	456	45	115	149	14	4	64	1	4	1	40	89	6	7	30	
1994	Binghamton	.269	132	499	68	134	193	29	0	10	70	2	7	4	43	96	6	6	25
1995	Norfolk	.232	16	56	9	13	27	3	1	3	7	0	0	0	9	15	1	1	3
	Binghamton	.259	122	441	58	114	170	2	5	8	66	5	7	5	45	98	3	6	14
1996	Binghamton	.298	*141	510	82	152	236	27	3	17	*105	2	11	8	73	88	5	4	25
1997	Norfolk	.249	68	173	24	43	52	9	0	0	24	2	1	2	37	37	2	2	6
	Binghamton	.324	30	111	16	36	58	13	0	3	22	0	4	2	12	20	3	1	2
1998	Ottawa	.274	131	478	58	131	188	26	2	9	58	0	5	7	46	98	1	1	14
1999	Chattanooga	.315	58	216	31	68	104	13	1	7	35	0	5	0	34	42	0	1	4
2000	Chattanooga	.350	61	200	30	70	114	15	1	9	37	0	2	3	28	53	1	6	1
	Louisville	.174	26	69	6	12	15	1	1	0	2	1	1	2	3	12	0	0	2
2001	Birmingham	.296	117	439	74	130	193	33	0	10	68	0	7	8	59	85	4	1	15
	Charlotte	.205	12	39	3	8	15	1	0	2	3	0	0	1	5	7	0	0	2
MINOR TOTALS		.277	1109	3941	538	1090	1599	217	20	84	593	14	59	44	468	790	37	38	159

*Led League

SCHRENK, STEVE — Pitcher

Bats: Right Throws: Right Born: November 20, 1968, Great Lakes, Ill.
 Height: 6-3 Weight: 190 Resides: Parrish, Fla.

Recommended/Signed By: Bob Fontaine (White Sox)

Sox Acquisition: Signed as a free agent, June 1, 2001.

Minor League Highlights: 2001: Appeared in 30 games with Class AAA Charlotte after beginning the season with Class AAA Sacramento in the Oakland organization ... posted a combined 7-4 mark with a 2.82 ERA (19 ER/60.2 IP) and five saves ... averaged 9.9 strikeouts per 9.0 IP (43 SO/39.0 IP) at Charlotte ... tossed 15.2 scoreless IP from 6/19-7/19. **2000:** Split season between the Philadelphia Phillies and Class AAA Scranton ... led the International League in fewest walks per 9.0 IP (0.78, 5 BB/34.1 IP) and runners per 9.0 IP and ranked second with a .155 (18-116) opponents average. **1999:** Began season at Class AAA Scranton ... made major-league debut with Philadelphia on 7/3 vs. Chicago Cubs ... collected first major-league win in his first start on 7/28 vs. Florida. **1998:** Spent season at Class AAA Pawtucket in the Boston system. **1997:** Started 24 of 25 games at Class AAA Rochester in the Baltimore system. **1996:** Spent ninth season in the White Sox organization at Class AAA Nashville. **1995:** Made two starts rehabilitation starts in the Gulf Coast League after undergoing right shoulder surgery. **1994:** Ranked among the American Association leaders in wins (2nd, 14), IP (2nd, 178.2), strikeouts (3rd, 134), starts (3rd, 28) and ERA (8th, 3.48) at Nashville. **1993:** Combined to go 11-9 with a 2.98 ERA (13 ER/45.1 IP) at Class AA Birmingham and Nashville ... ranked eighth in IP and opponents average (.217) and 14th in ERA among Class AA and AAA pitchers ... earned Southern League Pitcher of the Week honors from 4/8-15. **1992:** Finished second in the Florida State League in wins (15) and tied for third in ERA (2.05) at Class A Sarasota ... was selected to the FSL All-Star Team ... earned organizational Player of the Month for August after going 6-0. **1991:** Made 11 rehabilitation appearances in the GCL, recovering from right elbow surgery. **1990:** Spent his third straight season at Class A South Bend ... underwent ligament transplant surgery on his right elbow in a procedure performed by Dr. James Andrews. **1989:** Played at South Bend ... allowed 8.0 hits per 9.0 IP (71 H/79.0 IP). **1988:** Went 3-7 in his first year at South Bend. **1986:** Made pro debut with the White Sox of the Rookie GCL.

Miscellaneous/Personal: Married Kelli Fortney ... has five children: Kali Katrice, Kodi Michael, Konor Wade, Kenzi Jade and Kolin ... graduated from North Marian High School in Aurora, Colo. ... earned All-State honors as a pitcher.

YEAR	CLUB	W-L	PCT	ERA	G	GS	CG	SHO	SV	IP	H	R	ER	HR	HB	BB-I	SO	WP	BK
1987	White Sox	1-2	.333	0.95	8	6	1	1	0	28.1	23	10	3	0	2	12-0	19	2	1
1988	South Bend	3-7	.300	5.00	21	18	1	0	0	90.0	95	63	50	4	13	37-0	58	7	2
1989	South Bend	5-2	.714	4.33	16	16	1	0	0	79.0	71	44	38	6	8	44-1	49	9	0
1990	South Bend	7-6	.538	2.95	20	14	2	0	0	103.2	79	44	34	7	11	25-0	32	7	1
1991	White Sox	1-3	.250	2.92	11	7	0	0	0	37.0	30	20	12	0	5	6-0	39	1	0
1992	Sarasota	15-2	.882	2.05	25	22	4	2	1	154.0	130	48	35	1	7	40-2	113	7	6
	Birmingham	1-1	.500	3.65	2	2	0	0	0	12.1	13	5	5	0	1	11-0	9	1	0
1993	Birmingham	5-1	.833	1.17	8	8	2	1	0	61.2	31	11	8	2	1	7-0	51	3	0
	Nashville	6-8	.429	3.90	21	20	0	0	0	122.1	117	61	53	11	3	47-3	78	6	3
1994	Nashville	14-6	.700	3.48	29	28	2	1	0	178.2	175	82	69	15	6	69-3	134	14	1
1995	White Sox	0-1	.000	0.00	2	2	0	0	0	7.0	5	2	0	0	0	0-0	6	0	0
1996	Nashville	4-10	.286	4.42	16	15	1	0	0	95.2	93	54	47	12	3	29-2	58	3	0
1997	Rochester	4-7	.364	4.66	25	24	1	0	0	125.2	127	73	65	21	6	36-0	99	3	2
1998	Pawtucket	8-3	.727	2.82	34	0	0	0	1	60.2	60	27	19	8	2	23-1	45	6	0
1999	Scranton	3-1	.750	2.93	32	0	0	0	2	43.0	38	17	14	2	0	21-6	34	2	0
	PHILADELPHIA	1-3	.250	4.29	32	2	0	0	1	50.1	41	24	24	6	7	14-4	36	2	0
2000	PHILADELPHIA	2-3	.400	7.33	20	0	0	0	0	23.1	25	20	19	3	1	13-0	19	0	0
	Scranton	2-1	.667	1.31	26	0	0	0	3	34.1	18	5	5	2	2	5-2	27	0	0
2001	Sacramento	2-1	.667	2.49	16	0	0	0	3	21.2	21	9	6	1	1	6-1	22	0	0
	Charlotte	5-3	.625	3.00	30	0	0	0	2	39.0	38	13	13	4	1	13-2	43	1	0
MINOR TOTALS		86-65	.570	3.31	342	182	15	7	12	1294.0	1164	588	476	96	72	431-23	976	72	16
N.L. TOTALS		3-6	.333	5.25	52	2	0	0	1	73.2	66	44	43	9	8	27-4	55	2	0
M.L. TOTALS		3-6	.333	5.25	52	2	0	0	1	73.2	66	44	43	9	8	27-4	55	2	0

MINOR LEAGUES

SHAFFER, JOSH — Infielder**Bats:** Left**Throws:** Right**Born:** June 26, 1980, Santa Ana, Calif.**Height:** 6-1**Weight:** 180**Resides:** Yorba Linda, Calif.**Recommended/Signed By:** Steve Gruwell (Angels)**Sox Acquisition:** Acquired from the Anaheim Angels with Scott Bikowski in exchange for Dan Mizingo and Jim Sweeney December 21, 2001.**Minor League Highlights:** 2001: Hit a career-high .280 at Class A Rancho Cucamonga in the Angels system ... reached base safely in 22 straight games from 4/27-5/25, raising his average from .250 to .314 ... appeared in 22 games at shortstop, 20 at second base and 16 at third base. 2000: Spent season at Class A Cedar Rapids ... played in 109 games at shortstop and five at second base. 1999: Made his pro debut at Class A Boise.**Miscellaneous/Personal:** Attended Rancho Santiago College in Santa Ana, Calif. ... is the son of Duane Shaffer, White Sox senior director of scouting ... graduated from Esperanza High School in Yorba Linda, Calif. ... was selected by Anaheim in the 26th round of the 1999 First-Year Player Draft.

YEAR	CLUB	AVG	G	AB	R	H	TB	2B	3B	HR	RBI	SH	SF	HB	BB	SO	SB	CS	E
1999	Boise	.209	66	225	46	47	61	11	0	1	21	4	0	0	30	65	3	4	26
2000	Cedar Rapids	.239	116	394	43	94	111	10	2	1	36	7	4	1	30	73	3	2	37
2001	Rancho Cucu.	.280	58	193	17	54	71	7	2	2	20	4	0	1	11	34	2	4	13
MINOR TOTALS		.240	240	812	106	195	243	28	4	4	77	15	4	2	71	172	8	10	76

SMITH, MATTHEW — Pitcher**Bats:** Right**Throws:** Right**Born:** August 14, 1978, Alton, Ill.**Height:** 6-5**Weight:** 240**Resides:** Godfrey, Ill.**Recommended/Signed By:** Larry Chase (Mets)**Sox Acquisition:** Signed as a free agent, May 17, 2001; acquisition recommended by Alex Slattery (White Sox).**Minor League Highlights:** 2001: Combined to go 3-3 with a 4.89 ERA (19 ER/35.0 IP) between Advanced Rookie Bristol and Class A Kannapolis ... tossed 3.0 scoreless IP in relief to earn win on 6/20 at Kingsport. 2000: Spent the entire season with Class A Pittsfield in the Mets organization. 1999: Made pro debut at Advanced Rookie Kingsport ... struck out 28 batters in 24.0 IP, an average of 10.5 strikeouts per 9.0 IP ... was selected in the 18th round of the June First-Year Player Draft.**Miscellaneous/Personal:** Attended Southwest Missouri State after graduating from Lewis and Clark College with a degree in business administration ... was a 1996 graduate of Marquette Catholic High School in Alton, Ill.

YEAR	CLUB	W-L	PCT	ERA	G	GS	CG	SHO	SV	IP	H	R	ER	HR	HB	BB-I	SO	WP	BK
1999	Kingsport	1-1	.500	10.88	18	0	0	0	0	24.0	33	35	29	2	5	20-1	28	8	2
2000	Pittsfield	0-2	.000	4.61	20	0	0	0	0	27.1	35	21	14	0	2	19-0	23	2	0
2001	Bristol	1-0	1.000	4.50	4	0	0	0	2	8.0	4	4	4	0	2	5-1	6	2	0
	Kannapolis	2-3	.400	5.00	20	0	0	0	1	27.0	26	15	15	0	3	26-3	14	5	0
MINOR TOTALS		4-6	.400	6.46	62	0	0	0	3	86.1	98	75	62	2	12	70-5	71	17	2

SPIDALE, MICHAEL — Outfielder**Bats:** Right**Throws:** Right**Born:** March 12, 1982, Broadview, Ill.**Height:** 6-1**Weight:** 180**Resides:** Broadview, Ill.**Recommended/Signed By:** Nathan Durst (White Sox)**Sox Acquisition:** Selected in the 12th round, June 2000 First-Year Player Draft.**Minor League Highlights:** 2001: Led Class A Kannapolis with 35 stolen bases ... ranked among the organizational leaders in walks (78th, 52) ... a converted second baseman, he appeared in 120 games in the outfield ... committed five errors ... finished second on team in hit by pitch (14) and third in hits (100) and runs scored (51) ... batted .304 (14-46) with two outs and runners in scoring position ... stole two bases in a game 14 times. 2000: Made pro debut at Rookie Tucson ... averaged a hit (.21 H) and a run scored (.21 R) in his 21 games ... started seven games at third base, six in the outfield, four at second base and four as the designated hitter.**Miscellaneous/Personal:** Graduated from Nazareth Academy High School ... was an All-USA Today Honorable Mention ... selected to the All-State Team by the Illinois Coaches Association, the *Chicago Sun-Times* and *Chicago Tribune*.

YEAR	CLUB	AVG	G	AB	R	H	TB	2B	3B	HR	RBI	SH	SF	HB	BB	SO	SB	CS	E
2000	Tucson	.318	21	66	21	21	25	2	1	0	7	1	0	2	18	10	16	4	4
2001	Kannapolis	.232	126	431	51	100	108	8	0	0	32	5	4	14	52	65	35	15	5
MINOR TOTALS		.243	147	497	72	121	133	10	1	0	39	6	4	16	70	75	51	19	9

STEWART, CHRIS — Catcher**Bats:** Right**Throws:** Right**Born:** February 19, 1982, Fontana, Calif.**Height:** 6-4**Weight:** 205**Resides:** Moreno Valley, Calif.**Recommended/Signed By:** Joe Butler/Mark Salas (White Sox)**Sox Acquisition:** Selected in the 12th round, June 2001 First-Year Player Draft.**Minor League Highlights:** 2001: Did not play after agreeing to terms with the White Sox on 8/18.**Miscellaneous/Personal:** Played one season at Riverside (Calif.) Community College ... was a college teammate of White Sox minor-league pitcher Ryan Wing ... Stewart and Wing became the second set of college teammates to be selected by the Sox in the 2001 draft class, joining Wyatt Allen and Stevie Daniel of Tennessee ... threw out 46.7 percent (7 of 15) of potential basestealers ... graduated from Canyon Springs High School.

MINOR LEAGUES

STEWART, JOSH — Pitcher

Bats: Left **Throws:** Left **Born:** December 5, 1978, Paducah, Ky.
Height: 6-3 **Weight:** 205 **Resides:** Ledbetter, Ky.

Recommended/Signed By: George Bradley/Larry Grefer (White Sox)

Sox Acquisition: Selected in the fifth round, June 1999 First-Year Player Draft.

Minor League Highlights: 2001: Split the season between Class A Winston-Salem and Class AA Birmingham, combining to go 7-10 with a 5.42 ERA (88 ER/146.0 IP) ... ranked among the organizational leaders in starts (2nd, 28) and IP (T10th, 146.0) ... recorded nine no decisions at Birmingham, including five straight from 7/29-8/19 ... started deciding Game 5 in the Southern League Playoffs vs. Huntsville (ND, 1 ER/5.0 IP). **2000:** Led Class A Burlington with nine wins ... tossed a six-hit, complete-game shutout on 6/7 vs. Clinton. **1999:** Combined to go 3-0 with a 5.10 ERA (27 ER/47.2 IP) and two saves in stops at Advanced Rookie Bristol and Burlington ... struck out 60 batters in 47.2 IP (11.32 per 9.0 IP).

Miscellaneous/Personal: Attended Memphis University ... named Second-Team All-Conference USA ... tossed a perfect game with 17 strikeouts at Livingston Central High School ... selected by Boston in the June 1996 draft but did not sign.

YEAR	CLUB	W-L	PCT	ERA	G	GS	CG	SHO	SV	IP	H	R	ER	HR	HB	BB-I	SO	WP	BK
1999	Bristol	1-0	1.000	1.50	5	0	0	0	1	18.0	13	5	3	0	2	5-0	25	0	0
	Burlington	2-0	1.000	7.28	16	0	0	0	1	29.2	32	25	24	6	2	21-0	35	1	0
2000	Burlington	9-9	.500	4.57	25	25	1	1	0	138.0	157	84	70	14	10	58-2	82	9	0
2001	Winston-Salem	4-6	.400	3.82	12	12	1	0	0	63.2	64	41	27	6	4	28-3	38	3	0
	Birmingham	3-4	.429	6.67	16	16	0	0	0	82.1	110	68	61	7	8	42-0	47	2	2
MINOR TOTALS		19-19	.500	5.02	74	53	2	1	2	331.2	376	223	185	33	26	154-3	227	15	2

STUMM, JASON — Pitcher

Bats: Right **Throws:** Right **Born:** April 13, 1981, Centralia, Wash.
Height: 6-2 **Weight:** 215 **Resides:** Centralia, Wash.

Recommended/Signed By: Ed Pebley/Scott Cerny (White Sox).

Sox Acquisition: Selected in the first round (15th overall), June 1999 First-Year Player Draft.

Minor League Highlights: 2001: Named the No. 16 Prospect in the White Sox organization by *Baseball America* ... made four rehabilitation starts at Rookie Phoenix ... opponents hit .154 (6-39) ... did not allow more than two hits in any start. **2000:** Rated by *Baseball America* as the No. 10 Prospect in the White Sox organization ... made 13 starts at Class A Burlington before his season was cut short by an elbow injury ... averaged 8.4 strikeouts (62 SO) per 9.0 IP ... tied for second in the organization with two complete games ... struck out 11 batters in a complete-game, three-hit victory on 5/13 at Michigan and 10 in a complete-game loss on 4/21. **1999:** Was named by *Baseball America* as having the Best Velocity and tied for Best Fastball from the White Sox 1999 draft class (with Rob Purvis and Danny Wright) ... at age 18, was one of the youngest players in the Midwest League at Burlington ... struck out eight on 8/24-2 at Rockford and seven in next start on 8/30 at Quad City ... pitched in two postseason games for the MWL champions, going 0-2 with a 24.00 ERA (8 ER/3.0 IP).

Miscellaneous/Personal: Ranked by *Baseball America* as the Second-Best Pitcher in Washington and Third-Closest To The Majors among high school pitchers ... went 11-0 with a 0.83 ERA as a senior at Centralia (Wash.) High School ... struck out 105 batters and allowed 38 hits in 68.0 IP ... was one of four players from Washington selected in the first round ... earned league Most Valuable Player honors as a quarterback and small forward for Centralia.

YEAR	CLUB	W-L	PCT	ERA	G	GS	CG	SHO	SV	IP	H	R	ER	HR	HB	BB-I	SO	WP	BK
1999	Tucson	0-0	.000	3.27	3	2	0	0	0	11.0	13	8	4	2	1	3-0	9	1	0
	Burlington	3-3	.500	5.32	10	10	0	0	0	44.0	47	31	26	4	1	27-1	33	4	2
2000	Burlington	2-7	.222	4.61	13	13	2	0	0	66.1	66	46	34	6	2	30-2	62	3	1
2001	Phoenix	0-2	.000	2.25	4	4	0	0	0	12.0	6	4	3	0	1	5-0	12	0	1
MINOR TOTALS		5-12	.294	4.52	30	29	2	0	0	133.1	132	89	67	12	5	65-3	116	8	4

SZADO, CRAIG — Pitcher

Bats: Left **Throws:** Left **Born:** March 19, 1979, Springfield, Mass.
Height: 6-3 **Weight:** 180 **Resides:** Monson, Mass.

Recommended/Signed By: John Tumminia/John Doldorian (White Sox)

Sox Acquisition: Signed as a free agent, June 14, 2001.

Minor League Highlights: 2001: Ranked ninth among the Appalachian League in ERA (3.05) at Advanced Rookie Bristol ... averaged 9.0 strikeouts per 9.0 IP (56 SO/56.0 IP) ... led team in strikeouts ... compiled a 4.7:1 strikeout-to-walk ratio (12 BB) ... allowed 8.4 hits per 9.0 IP (52 H) ... posted a 1.35 ERA at home.

Miscellaneous/Personal: Graduate of the University of Massachusetts ... was 6-3 with a 5.32 ERA (39 ER/66.0 IP) and 43 strikeouts in 10 starts as a senior ... led team with six complete games ... threw 10 career complete games ... graduated from Monson (Mass.) High School in 1997 ... lettered in baseball, basketball and soccer ... was a three-time First-Team All-Western Massachusetts selection ... earned All-State honors in soccer his senior year ... played in the Cape Cod League ... father, Edward, played in the Texas Rangers organization from 1970-75.

YEAR	CLUB	W-L	PCT	ERA	G	GS	CG	SHO	SV	IP	H	R	ER	HR	HB	BB-I	SO	WP	BK
2001	Bristol	2-3	.400	3.05	15	8	0	0	1	56.0	52	23	19	3	1	12-0	56	1	0

TERRERO, WANDY — Catcher

Bats: Right Throws: Right Born: September 24, 1981, Guaymate, D.R.
 Height: 5-11 Weight: 160 Resides: La Romana, D.R.

Recommended/Signed By: Denny Gonzalez (White Sox)

Sox Acquisition: Signed as a free agent, May 30, 1999.

Minor League Highlights: 2001: Appeared in 13 games in first pro season at Rookie Phoenix ... hit .476 (10-21) in August ... made seven appearances at catcher, two as the designated hitter and four as a pinch hitter. 2000: Played in the Dominican Summer League. 1999: Played in the DSL.

YEAR	CLUB	AVG	G	AB	R	H	TB	2B	3B	HR	RBI	SH	SF	HB	BB	SO	SB	CS	E
2001	Phoenix	.400	13	30	3	12	13	1	0	0	3	0	0	0	3	3	0	1	1

ULACIA, DENNIS — Pitcher

See biography in Non-Roster Invitees section on page 201.

VALENZUELA, MARIO — Outfielder

See biography in Non-Roster Invitees section on page 202.

VINING, KEN — Pitcher

Bats: Left Throws: Left Born: December 5, 1974, Decatur, Ga.
 Height: 6-0 Weight: 180 Resides: Hopkins, S.C.

Recommended/Signed By: Bobby Myrick (Giants)

Sox Acquisition: Obtained from San Francisco along with Lorenzo Barcelo, Mike Caruso, Keith Foulke, Bob Howry and Brian Manning in exchange for Wilson Alvarez, Danny Darwin and Roberto Hernandez, July 31, 1997.

Minor League Highlights: 2001: Began the season at Class AAA Charlotte ... ranked among Class AAA relief leaders in hits per 9.0 IP (6.8) ... limited batters to a .212 (35-165) average ... posted a 2.5:1 strikeout-to-walk ratio (47 SO/19 BB) ... tossed 11.2 scoreless IP from 4/16-5/13 ... was with the White Sox from 5/21-7/5 ... made major-league debut on 5/22 vs. Toronto (0.2 scoreless IP) ... opponents hit .441 (15-34) ... was optioned back to Charlotte on 7/6. 2000: Spent third straight season (first as a reliever) at Class AA Birmingham ... ranked 10th among Class AA relievers with 6.9 hits allowed per 9.0 IP (36 H/46.1 IP) ... led team in appearances (43) ... was used primarily as a reliever following season-ending elbow injury in 1999 ... limited opponents to a .218 (36-165) average ... played for Phoenix in the Arizona Fall League, going 3-0 with three saves and a 0.96 ERA (2 ER/18.2 IP) in 12 relief appearances ... was one of two lefty relievers named to the AFL All-Prospect Team. 1999: Made three starts at Birmingham before his season ended with an elbow injury. 1998: Ranked among the Southern League leaders in IP (4th, 172.2) and games started (T4th, 28) at Birmingham ... tied for the organization lead in starts, was third in IP and tied for fourth in wins (10). 1997: Split the season between Class A San Jose in the San Francisco organization and Class A Winston-Salem in the Sox organization, combining to go 11-8 with a 3.94 ERA (75 ER/171.1 IP) and 180 strikeouts ... his 180 strikeouts ranked seventh in the minor leagues and third among Class A pitchers ... tied for third in the California League in strikeouts (142) and shutouts (one) at San Jose ... averaged 9.4 strikeouts per 9.0 IP (136.1 IP) ... was named Howe Sportsdata California League Pitcher of the Week for 7/13-19 ... struck out 10 or more on six occasions, including a season-high 13 on 6/24 at Bakersfield ... threw a shutout on 7/19 at Visalia, striking out 12 ... was traded to Chicago on 7/31 and assigned to Winston-Salem, where he struck out 9.9 batters per 9.0 IP (38 SO/34.2 IP). 1996: Was rated the No. 7 Prospect in Northwest League by *Baseball America* ... was named to the NWL All-Star Team at Class A Bellingham ... earned Player of the Month in August ... struck out 10.3 batters per 9.0 IP (69 SO/60.1 IP).

Miscellaneous/Personal: Married Kristen Hill ... partnered with wife to form multimediapresskit.com, a CD Business/Multimedia company, specializing in CD business cards ... played collegiate baseball at Clemson, where he teamed with current major-leaguers Kris Benson and Billy Koch to lead the Tigers to a pair of College World Series ... graduated in 1993 from Cardinal Newman High School in Columbia, S.C. ... became first player in school history to have his jersey (No. 10) retired.

YEAR	CLUB	W-L	PCT	ERA	G	GS	CG	SHO	SV	IP	H	R	ER	HR	HB	BB-I	SO	WP	BK
1996	Bellingham	4-2	.667	2.09	12	11	0	0	0	60.1	45	16	14	4	1	23-0	69	5	0
1997	San Jose	9-6	.600	4.21	23	23	1	1	0	136.2	140	77	64	9	5	60-0	142	3	1
	Winston-Salem	2-2	.500	2.86	5	5	0	0	0	34.2	36	17	11	2	0	11-0	38	2	0
1998	Birmingham	10-12	.455	4.07	29	28	1	0	0	172.2	187	103	78	8	4	91-1	133	16	0
1999	Birmingham	0-2	.000	9.26	3	3	0	0	0	11.2	20	16	12	1	1	9-0	8	0	1
2000	Birmingham	1-5	.167	4.08	43	0	0	0	1	46.1	36	26	21	2	3	18-4	41	4	0
2001	Charlotte	2-3	.400	1.96	41	0	0	0	4	46.0	35	10	10	2	1	19-5	47	0	0
	WHITE SOX	0-0	.000	17.55	8	0	0	0	0	6.2	15	14	13	3	1	7-0	3	0	0
MINOR TOTALS		28-32	.467	3.72	156	70	2	1	5	508.1	499	265	210	28	15	231-10	478	30	2
A.L. TOTALS		0-0	.000	17.55	8	0	0	0	0	6.2	15	14	13	3	1	7-0	3	0	0
M.L. TOTALS		0-0	.000	17.55	8	0	0	0	0	6.2	15	14	13	3	1	7-0	3	0	0

WAGNER, DENNY — Pitcher

Bats: Right Throws: Right Born: November 8, 1976, Bristol, Tenn.
 Height: 6-0 Weight: 205 Resides: Gastlewood, Va.

Recommended/Signed By: Ron Elam (Athletics)

Sox Acquisition: Selected in the Rule 5 Minor League Draft, December 13, 2001; recommended by Adam Virchis.

Minor League Highlights: 2001: Ranked eighth among all Class A minor leaguers in IP (169.0) at Modesto in the Oakland system ... led the California League in games started (30), tied for second in complete games (one), ranked third in IP and 10th

in ERA (3.99) ... struck out 10 in 6.2 IP on 8/21 vs. San Bernardino. **2000:** Led Texas League in IP (180.0) and tied for the league lead in games started (29) at Class AA Midland. **1999:** Split time between Modesto and Midland, going 8-6 with a 3.69 ERA (58 ER/141.1 IP) and 111 strikeouts ... his 3.56 ERA (45 ER/113.2 IP) at Modesto ranked fifth in the California League. **1998:** Was 2-2 with a 9.00 ERA (11 ER/11.0 IP) at Rookie Phoenix and Class A Southern Oregon. **1997:** Made pro debut at Southern Oregon ... selected by Oakland with a sandwich pick (42nd overall) in the June free agent draft.

Miscellaneous/Personal: Attended Virginia Tech ... graduated from Castlewood (Va.) High School in 1994.

YEAR	CLUB	W-L	PCT	ERA	G	GS	CG	SHO	SV	IP	H	R	ER	HR	HB	BB-I	SO	WP	BK
1997	Southern Oregon	1-1	.500	15.43	10	4	0	0	0	14.0	29	27	24	3	1	14-0	11	8	1
1998	Athletics	2-1	.667	3.86	3	1	0	0	0	7.0	4	4	3	0	1	3-0	11	1	0
	Southern Oregon	0-1	.000	18.00	2	2	0	0	0	4.0	11	9	8	0	0	3-0	5	1	0
1999	Modesto	7-4	.636	3.56	27	15	0	0	3	113.2	116	57	45	7	10	42-2	99	7	3
	Midland	1-2	.333	4.23	5	5	0	0	0	27.2	28	22	13	1	2	14-1	12	3	0
2000	Midland	7-9	.438	4.55	29	#29	1	0	0	*180.0	209	106	91	13	10	63-2	109	11	0
2001	Modesto	7-9	.438	3.99	30	*30	1	0	0	169.0	181	101	75	14	12	59-3	127	8	0
MINOR TOTALS		25-27	.481	4.52	106	86	2	0	3	515.1	578	326	259	38	36	198-8	374	39	4

*Led League

#Tied For League Lead

WEBSTER, ANTHONY — Outfielder

Bats: Left **Throws:** Right **Born:** April 10, 1983, Parsons, Tenn.

Height: 6-0 **Weight:** 190 **Resides:** Parsons, Tenn.

Recommended/Signed By: Ken Stauffer/Larry Grefer (White Sox)

Sox Acquisition: Selected in the 15th round, June 2001 First-Year Player Draft.

Minor League Highlights: 2001: Was named the No. 7 Prospect in the Arizona League and the No. 22 Prospect in the White Sox organization by *Baseball America* ... same publication also named him as an outfielder on the First-Year All-Star Team ... ranked by *Baseball America* as the Best Athlete and having the Best Pro Debut among Sox 2001 draft choices ... finished 10th among all short-season leaders in triples (seven) ... ranked among the Arizona League leaders in stolen bases (2nd, 18), hits (4th, 69), and triples (4th) ... was selected to the AZL postseason All-Star Team ... his average was never below .307.

Miscellaneous/Personal: Graduated from Decatur Riverside High School ... lettered in baseball, basketball and football.

YEAR	CLUB	AVG	G	AB	R	H	TB	2B	3B	HR	RBI	SH	SF	HB	BB	SO	SB	CS	E
2001	Phoenix	.307	55	225	38	69	92	9	7	0	30	5	3	1	9	33	18	7	4

WEST, BRIAN — Pitcher

See biography in Non-Roster Invitees section on page 203.

WIGGINTON, DEREK — Outfielder

Bats: Left **Throws:** Left **Born:** April 20, 1979, Antioch, Tenn.

Height: 6-1 **Weight:** 215 **Resides:** Antioch, Tenn.

Recommended/Signed By: Joe Butler (White Sox)

Sox Acquisition: Selected in the 13th round, June 2000 First-Year Player Draft.

Minor League Highlights: 2001: Finished third in doubles (16) and home runs (eight) at Class A Kannapolis ... drove in a run in each of his first six games ... reached base safely in 12 straight games from 5/2-14. **2000:** Led Advanced Rookie Bristol in average (.366), home runs (five), slugging percentage (.579), on-base percentage (.435) and extra-base hits (18) ... hit .421 (32-76) at home ... reached base safely in 24 straight games, including a 10-game hitting streak, from 8/19-31.

Miscellaneous/Personal: Attended the University of Alabama ... did not play his junior year ... appeared in 48 games as a sophomore ... was a three-sport athlete at Father Ryan High School ... was an All-State selection in football ... selected in the 28th round by the Cleveland in 1997 but did not sign.

YEAR	CLUB	AVG	G	AB	R	H	TB	2B	3B	HR	RBI	SH	SF	HB	BB	SO	SB	CS	E
2000	Bristol	.368	47	145	26	53	84	10	3	5	27	0	3	3	17	23	8	1	0
2001	Kannapolis	.263	114	373	42	98	146	16	4	8	50	2	1	3	23	95	2	6	4
MINOR TOTALS		.292	161	518	68	151	230	26	7	13	77	2	4	6	40	118	10	7	4

White Sox Rule 5 Draft Selections (1996-2001)

Year	Player	Draft	Pos.	From	Year	Player	Draft	Pos.	From
2001	Alex Fernandez	Minor	OF	SEA	1997	Joe Davenport	Minor	RHP	TOR
	Denny Wagner	Minor	RHP	OAK		Chris Ochsensfeld	Minor	LHP	LA
2000	Denny McDaniel	Minor	LHP	SEA	1996	Jayson Durocher	Major	RHP	MON
	Aaron Miles	Minor	INF	HOU		Manny Gonzalez	Minor	OF	LA
	Derek Mitchell	Minor	INF	DET		Ken Mitchell	Minor	RHP	LA
1998	Walker Chapman	Major	RHP	MIN	Jesus Pena	Minor	LHP	PIT	
	Tyrone Pendergrass	Major	OF	ATL					

WILLIAMS, MIKE — Pitcher

Bats: Right Throws: Right Born: August 9, 1978, Freeport, Texas
 Height: 6-3 Weight: 190 Resides: Cypress, Texas

Recommended/Signed By: Ken Stauffer/Paul Provas (White Sox)

Sox Acquisition: Selected in the 11th round, June 1998 First-Year Player Draft.

Minor League Highlights: 2001: Missed the entire season due to right shoulder surgery ... was traded to Toronto on 1/14 as part of the David Wells deal and reacquired by the Sox on 3/20 in exchange for Matt DeWitt. 2000: Spent the season at Class A Winston-Salem ... ranked among the organizational leaders in appearances (8th, 46) and games finished (10th, 22) ... averaged 10.2 strikeouts per 9.0 IP (79 SO/70.0 IP) ... hit a team-high 13 batters. 1999: Made 37 appearances (16 starts) at Class A Burlington ... tied for fifth in the organization with two complete games ... allowed 8.4 hits per 9.0 IP (119 H/127.1 IP) ... pitched in two postseason games for the Midwest League champions, allowing four earned runs in 5.2 IP (6.35 ERA). 1998: Tied for second in the Appalachian League with 31 relief points and tied for fourth with nine saves in his pro debut at Advanced Rookie Bristol ... helped team win the league championship ... averaged 10.0 strikeouts per 9.0 IP (43 SO/38.2 IP) ... held opponents to a .200 (28-140) batting average ... pitched 1.1 scoreless IP, striking out three, in Game 1 of the APPY championship series vs. Princeton.

Miscellaneous/Personal: Attended Galveston (Texas) College ... was an NJCAA First-Team All-Conference selection in Region XIV South ... owned a .910 winning percentage, tying him for third place all-time with Jose Rosado (Kansas City Royals) ... did not play baseball in high school.

YEAR	CLUB	W-L	PCT	ERA	G	GS	CG	SHO	SV	IP	H	R	ER	HR	HB	BB-I	SO	WP	BK
1998	Bristol	3-1	.750	3.49	24	0	0	0	9	38.2	28	16	15	1	5	16-1	43	4	1
1999	Burlington	6-7	.462	4.45	37	16	2	0	2	127.1	119	78	63	9	14	65-1	83	11	2
2000	Winston-Salem	3-4	.429	3.73	46	1	0	0	1	70.0	62	39	29	4	13	37-1	79	14	0
2001										DID NOT PLAY									
MINORTOTALS		12-12	.500	4.08	107	17	2	0	12	236.0	209	133	107	14	32	118-3	205	29	3

WING, RYAN — Pitcher

Bats: Left Throws: Left Born: February 1, 1982, Corona, Calif.
 Height: 6-2 Weight: 170 Resides: Murrieta, Calif.

Recommended/Signed By: George Bradley/Mark Salas (White Sox)

Sox Acquisition: Selected in the second round, June 2001 First-Year Player Draft.

Minor League Highlights: 2001: Made pro debut at Advanced Rookie Bristol ... earned win in his only appearance on 8/1-2 vs. Kingsport.

Miscellaneous/Personal: Attended Riverside (Calif.) Community College ... led team to the California Community College State Championship title as a freshman ... was named Orange Empire Conference Player of the Year in 2001 after going 13-1 with a 1.99 ERA (27 ER/122.0 IP), seven complete games and 120 strikeouts in 16 starts ... held opponents to a .180 (76-422) average ... graduated from Murrieta (Calif.) High School ... father, Harry, played in the San Francisco Giants organization.

YEAR	CLUB	W-L	PCT	ERA	G	GS	CG	SHO	SV	IP	H	R	ER	HR	HB	BB-I	SO	WP	BK
2001	Bristol	1-0	1.000	9.00	1	0	0	0	0	1.0	1	1	1	0	0	0-0	2	2	0

YOUNG, CHRIS — Outfielder

Bats: Right Throws: Right Born: September 5, 1983, Houston, Texas
 Height: 6-2 Weight: 175 Resides: Houston, Texas

Recommended/Signed By: Joe Butler/Paul Provas (White Sox)

Sox Acquisition: Selected in the 16th round, June 2001 First-Year Player Draft.

Minor League Highlights: 2001: Did not play after agreeing to terms with the White Sox on 8/19.

Miscellaneous/Personal: Graduated from Bellaire (Texas) High School ... was a First-Team All-State and All-District selection ... led the state in stolen bases ... enjoys playing chess and tennis.

YOUNG, CURT — Pitcher

Bats: Right Throws: Right Born: January 30, 1980, Sterling, Colo.
 Height: 6-2 Weight: 175 Resides: Grand Junction, Colo.

Recommended/Signed By: John Kazanas/Don Metzger (White Sox)

Sox Acquisition: Selected in the 18th round, June 2000 First-Year Player Draft.

Minor League Highlights: 2001: Went 3-0 with a 5.40 ERA (12 ER/20.0 IP) between Class A Kannapolis and Advanced Rookie Bristol ... did not allow an earned run over his last 5.0 IP at Kannapolis. 2000: Appeared in 15 games at Bristol ... averaged 14.0 strikeouts (26 SO/16.2 IP), second in the Appalachian League, and 8.6 walks per 9.0 IP (16 BB).

Miscellaneous/Personal: Graduated from Lamar (Colo.) Community College ... posted a 5.18 ERA (28 ER/48.2 IP) and three saves in 22 appearances (four starts) in 2000.

YEAR	CLUB	W-L	PCT	ERA	G	GS	CG	SHO	SV	IP	H	R	ER	HR	HB	BB-I	SO	WP	BK
2000	Bristol	0-1	.000	8.64	15	0	0	0	0	16.2	22	19	16	0	1	16-0	26	6	0
2001	Kannapolis	0-0	.000	2.70	6	0	0	0	0	6.2	9	12	2	3	2	4-0	7	0	0
	Bristol	3-0	1.000	6.75	10	0	0	0	1	13.1	17	12	10	1	1	9-1	14	1	0
MINORTOTALS		3-1	.750	6.87	31	0	0	0	1	36.2	48	43	28	4	4	29-1	47	7	0

YOUNG, EDDIE — Outfielder

Bats: Right Throws: Right Born: February 6, 1982, Macon, Ga.

Height: 6-2 Weight: 195 Resides: Macon, Ga.

Recommended/Signed By: Ken Stauffer/Warren Hughes (White Sox)

Sox Acquisition: Selected in the seventh round, June 2000 First-Year Player Draft.

Minor League Highlights: 2001: Made pro debut at Rookie Phoenix ... batted .444 as the designated hitter ... hit .271 at home and .133 on the road. 2000: Missed the season with an injury.

Miscellaneous/Personal: Graduated in 2000 from Jones County High School in Gray, Ga. ... was a USA Today Honorable Mention pick ... hit game-winning homer in the state finals ... father, Eddie, played in the New York Mets system from 1968-72.

YEAR	CLUB	AVG	G	AB	R	H	TB	2B	3B	HR	RBI	SH	SF	HB	BB	SO	SB	CS	E
2000																			
DID NOT PLAY																			
2001	Phoenix	.200	43	145	22	29	34	5	0	0	13	0	0	6	11	42	8	3	5

ZYWICA, MICHAEL — Outfielder

Bats: Right Throws: Right Born: September 14, 1974, Palos, IL.

Height: 6-4 Weight: 200 Resides: Richton Park, IL

Recommended/Signed By: Bob Fontaine/Gary Pellant (White Sox)

Sox Acquisition: Signed as a free agent, November 20, 2001.

Minor League Highlights: 2001: Split season between Class AA Tulsa in the Texas organization and the Lincoln Saltdogs and Adirondack Lumberjacks of the independent Northern League ... hit .239 at Tulsa before being released ... combined to hit .234 (60-256) with 12 home runs and 34 RBI at Lincoln and Adirondack. 2000: Spent time at Class AAA Oklahoma and Tulsa ... homered in consecutive games on 8/19-20. 1999: Played entire season at Oklahoma ... led the Pacific Coast League in games (135) ... finished second on team in RBI (79) and ranked third in hits (131), doubles (31) and runs scored (80). 1996: Split season between Class A Charlotte and Tulsa ... was named to the Florida State League postseason All-Star Team. 1997: Tied for second on team with 12 home runs at Charlotte. 1996: Made pro debut at Rookie Gulf Coast in the Rangers organization ... selected in the 24th round of the June free agent draft ... was signed by Mike Daughtry.

Miscellaneous/Personal: Attended University of Evansville.

YEAR	CLUB	AVG	G	AB	R	H	TB	2B	3B	HR	RBI	SH	SF	HB	BB	SO	SB	CS	E
1996	Rangers	.273	33	110	18	30	48	7	1	3	22	0	0	8	14	24	3	0	2
	Charleston	.134	20	67	5	9	18	1	1	2	4	0	0	1	7	13	3	1	1
1997	Charlotte	.258	126	462	75	119	190	25	5	12	64	0	6	12	50	116	19	19	5
1998	Charlotte	.381	68	252	67	96	156	21	3	11	49	0	4	6	34	40	16	5	1
	Tulsa	.280	58	214	40	60	98	15	4	5	45	0	4	5	19	56	7	3	2
1999	Oklahoma	.265	135	495	80	131	195	31	3	9	79	1	7	7	33	119	4	1	8
2000	Oklahoma	.262	126	420	57	110	170	25	4	9	58	3	4	5	46	123	8	7	10
	Tulsa	.421	5	19	7	8	12	1	0	1	8	0	0	1	2	2	0	0	1
2001	Tulsa	.239	47	163	23	39	63	9	0	5	22	0	1	5	6	60	0	1	2
	Lincoln	.179	32	123	14	22	42	3	1	5	12	1	1	2	7	31	3	2	3
	Adirondack	.286	38	133	25	38	65	8	1	7	22	0	2	1	15	44	6	2	3
MINOR TOTALS		.273	618	2202	372	602	950	135	21	57	351	4	26	50	211	553	60	37	32

Italics indicates foreign or independent league; statistics not included in totals.

*Led League

Baseball America's 2001 White Sox Draft Report Card

Best Pro Debut	SS Andy Gonzalez
	OF Anthony Webster
Best Athlete	OF Anthony Webster
	SS Andy Gonzalez
Best Hitter	SS Andy Gonzalez
Best Raw Power	C Charlie Lisk
Fastest Runner	OF Anthony Webster
Best Defensive Player	C Charlie Lisk
	2B Andrew Salvo
Best Fastball	RHP Wyatt Allen
	RHP Andrew Fryson
	RHP Kris Honel
	RHP Brian Miller
Most Intriguing Background	3B Josh Crede
	3B Tim Huson
Closest To The Majors	RHP Wyatt Allen
Best Late-Round Pick	OF Anthony Webster
	C Charlie Lisk
	RHP Brian Miller

MEDIA



BROADCASTING

Broadcast Information

The Ken "Hawk" Harrelson and Darrin Jackson tandem begins its third season together in 2002, televising 153 regular-season White Sox games on FOX Sports Net (99 games), WGN-TV (29 contests) and WCIU-TV (another 25 games, all produced by WGN). In addition to local television coverage, seven White Sox games will be shown as part of FOX's Saturday "Game of the Week" and others may be selected by FOX and ESPN after the All-Star Break (dates and times to be announced).

All 162 White Sox games will be televised in 2002 with two (June 14 and June 16) appearing locally only as Cubs broadcasts on WGN-TV and FOX Sports Net. Sixty-two of the telecasts are over-the-air, while the other 100 are available through cable systems.

Flagship radio station ESPN Radio 1000, featuring John Rooney on play-by-play and Ed Farmer as color commentator, will broadcast all 162 White Sox games for the seventh consecutive season in 2002.

WGN-TV will televise Opening Day, Monday, April 1, in Seattle at 4:05 p.m. (CT), while FOX Sports Net televises the Comiskey Park home opener on Friday, April 12 vs. Baltimore at 1:05 p.m.

Nine of the 99 Sox games televised by FSN will be carried on FOX Sports Net Plus (except in the Chicago ADI where the games will appear on CLTV) due to conflicts with telecasts of the Chicago Bulls, Chicago Blackhawks or Chicago Cubs. The nine games are: April 5 at Kansas City, April 8 at Detroit, April 24 at Cleveland, May 15 vs. Texas, June 5 vs. Kansas City, June 7 vs. Montreal, July 17 at Kansas City, August 21 vs. Minnesota and September 18 vs. Kansas City.

WCIU-TV will televise the first of its 25 White Sox contests on Tuesday, April 9 at Detroit (6:05 p.m.).

The first game of the crosstown series against the Chicago Cubs at Comiskey Park on June 28 will be televised by FSN (1:05 p.m.). FOX will air the middle game as part of its Saturday national schedule (12:15 p.m.), and WGN-TV will carry the series finale on Sunday, June 30 (1:05 p.m.). When the Sox travel to Wrigley Field on June 14-16, FOX will broadcast the Saturday game nationally, with Friday and Sunday's telecasts being local Cubs broadcasts.

In addition to the Sox/Cubs games on June 15 and June 29, the White Sox also will appear on FOX's National Saturday telecast on June 1 at Cleveland, July 6 vs. Cleveland, August 10 vs. Seattle, September 7 vs. Cleveland and September 14 at New York. FOX and ESPN may pick up additional games after the All-Star Break.

Acknowledgments

Statistical information in the 2002 Chicago White Sox Media Guide was provided by the MLB Baseball Information System, Elias Sports Bureau, STATS, Inc. and Howe Sportsdata International.

The Chicago White Sox Public Relations Department would like to acknowledge the research contributions made by Bob Rosenberg, Rich Lindberg, David Vincent and David Smith.

Special Thanks

The Chicago White Sox Public Relations Department would like to thank Ken Williams, Dan Fabian, Rick Hahn and Nancy Nesnidal, as well as Grace Guerrero Zwi, Brian Porter, J.J. Lally, Andrew Pinter and Kathy Potoski of the Baseball Operations Department, for providing information used in the 2002 Chicago White Sox Media Guide. In addition, the White Sox extend thanks to Mike Dillon and his staff at Graphic Arts Studio for their help on the project.

KEN HARRELSON

Harrelson, the 2000 Illinois Sportscaster of the Year, begins his 13th consecutive season in the television booth as White Sox broadcaster ... Harrelson begins his third campaign with color man Darrin Jackson after teaming with Tom Paciorek for 10 seasons from 1990-99 ... the Hawk's exuberant "YES" call and colorful nicknames have become familiar to Sox fans ... Harrelson also worked in the broadcast booth for the Sox from 1982-85 ... he left the booth on 10/2/85 to become Sox executive vice president for baseball operations ... after serving as the club's general manager for one season, he resigned to resume his broadcasting career ... Harrelson served as play-by-play man for New York Yankees telecasts on SportsChannel New York in 1987-88 ... teamed with Spencer Ross in 1987 and Bobby Murcer in 1988 ... began his broadcasting career with Boston in 1975, where he worked until joining the White Sox in 1981 ... also served as a broadcaster on The Baseball Network in 1994-95 ... Harrelson played major league baseball for nine seasons, helping lead the Red Sox to the American League pennant in 1967 ... enjoyed his finest season with Boston in 1968, when he belted 35 home runs with 109 RBI ... also hit 30 home runs when he split the 1969 season between the Red Sox and Cleveland ... his trade to the Indians during the 1969 season caused such a furor in Boston that irate fans picketed Fenway Park ... also played with Washington and Kansas City during his career, which ended with a broken leg in 1971 ... appeared in 900 major-league games, batting .239 with 131 home runs and 421 RBI ... is credited with bringing the batting glove to baseball, he played golf professionally for a time before entering broadcasting ... makes occasional appearances on the Celebrity Golf Association tour and plays in numerous pro-am tournaments ... won the Celebrity Golf Invitational in North Falmouth, Mass. in 1994 and participated in the Michael Jordan/Ronald McDonald Children's Charities Celebrity Golf Classic ... Harrelson hosted the annual Hawk Open charity golf outing that benefited Chicago White Sox Charities ... notched his first hole-in-one while golfing in Florida in January 1990 ... the 60-year-old Harrelson and his wife, Aris, have two children: daughter Krista and son Casey ... his son Casey played in the White Sox minor-league system in 1999 ... the family resides in Orlando, Fla.



DARRIN JACKSON

Jackson enters his third season as a broadcaster for the White Sox ... joins Ken "Hawk" Harrelson in the television booth to provide color commentary for the club's telecasts on WGN-TV, FOX Sports Net and WCIU-TV ... also worked several FOX Saturday afternoon "Game of the Week" broadcasts in 2001 ... the 38-year-old agreed to a multiyear contract in November 1999 and a four-year extension in August 2001 ... finished his playing career with the White Sox in 1999 ... batted .257 with 80 home runs and 317 RBI over 960 career games with the Chicago Cubs (1985-89), San Diego (1989-92), Toronto (1993), the New York Mets (1993), White Sox (1994), Minnesota (1997), Milwaukee (1997-98) and Sox (1999) ... played for the Seibu Lions in the Japanese Pacific League in 1995-96 ... batted a career-high .312 in 87 games with the Sox in 1994 ... missed six weeks of the 1993 season with hyperthyroidism ... played in a career-high 155 games with the Padres in 1992, hitting 17 home runs with 70 RBI while leading the major leagues with 18 outfield assists ... hit career-high 21 home runs in 1991 ... appeared in 100 games for the Cubs in 1988 ... underwent surgery to remove a small tumor from his groin area in September 1987 ... was drafted by the Cubs in the second round of the June 1981 free agent draft ... batted .259 with 80 home runs and 379 RBI in 942 career minor-league games ... resides in Mesa, Ariz., in the offseason ... has two children: Alexandre and Arianna ... has been involved in Project I Believe, a program which focuses on bolstering the confidence and self-esteem of minority youngsters ... graduated from Culver City (Calif.) High School.



JOHN ROONEY

Rooney begins his 15th season with the White Sox and his 14th year handling play-by-play duties on radio ... teams with Ed Farmer on the White Sox Radio Network as the duo begins its 11th season together ... spent the 1988 season, his first with the Sox, in the television booth ... a nationally recognized broadcaster, his major league baseball assignments have included the division series (1995-97), league championship series (1987-97), All-Star games (1990-1997), World Series (1987-97) and the FOX Saturday afternoon "Game of the Week" (1996-98) ... he also has broadcast four Cotton Bowls, the Orange Bowl (1996), Fiesta Bowl (1997), Las Vegas Bowl (2000) and the NCAA Men's Basketball Tournament, including the Final Four (1984-present) ... has worked two seasons on Conference USA basketball telecasts ... he also broadcast the 2002 Men's Basketball NCAA title game for the 10th consecutive season ... was the play-by-play announcer on the Westwood One broadcast for legendary Penn State football coach Joe Paterno's record-setting win vs. Ohio State on 10/27/01 ... is the first recipient of the Bill Teegins Award, presented in memory of the Oklahoma State broadcaster who lost his life in a tragic plane crash on 1/27/01 ... handled play-by-play on CBS Radio's NFL Game of the Week (1992-1997) and broadcast the 1999 NFC championship game for CBS as well as the 2000 AFC wildcard game ... began his baseball broadcasting career at the Class AAA level, spending the 1981-82 seasons with the Oklahoma 89ers and the 1983-84 campaigns with the Louisville Redbirds ... sandwiched two stints (1980, '84-85) as a sports reporter for KMOX-AM in St. Louis around his baseball broadcasting ... was brought to New York in 1985 by CBS Radio ... he broadcast University of Missouri basketball for 20 seasons ... John and his wife Susan reside in suburban Chicago.



ED FARMER

Farmer starts his 11th full season as color commentator of White Sox games on the White Sox Radio Network ... substituted for partner John Rooney on Sunday radio broadcasts in 1991 before taking over full-time color duties in 1992 ... was a feature reporter on FOX Sports Net's pre-game show from 1994-98 ... appears on ESPN Radio 1000 during the offseason, conducting weekly interviews with the Notre Dame head football coach ... served as special assistant to Ron Schueler in 1991 and provides baseball insight to the broadcasts ... also did limited radio work during Sox broadcasts in 1990 ... was a major-league scout with Baltimore from 1988-90 ... still scouts the Southern California area for the White Sox during the offseason ... appeared before the U.S. House of Representatives in 1995 to testify about polycystic kidney disease, a disease that forced him to undergo a kidney transplant in 1991 ... previously served on the board of directors of the Polycystic Kidney Disease Research Foundation ... during an 11-year major-league career, he played for Cleveland (1971-73), Detroit (1973), Philadelphia (1974), Baltimore (1977), Milwaukee (1978), Texas (1979), the White Sox (1979-81), Philadelphia again (1982-83) and Oakland (1983) ... compiled a 30-43 lifetime mark with 75 saves ... set Sox record for saves in a season (since broken) with 30 in 1980 and ranks seventh in club history with 54 saves ... his 0.87 ERA in August 1979 remains the lowest mark for a month by any Sox pitcher since 1970 ... made the American League All-Star Team in 1980 and fired a perfect inning in the game ... a native of Evergreen Park, Ill., Farmer graduated from St. Rita High School, where he starred in both baseball and basketball ... inducted into the Chicagoland Sports Hall of Fame in 1997 and the Chicago Catholic League Hall of Fame in May 1999 ... serves as a panelist for *Golf Digest* magazine evaluating the Top 100 golf courses in the United States ... is an avid fan of Notre Dame football ... resides in Calabasas, Calif., with his wife, Barbara, and daughter, Shanda.



White Sox TV Broadcast History

Years	Affiliates	Announcers
1948-54	WGN/9	Jack Brickhouse, Harry Creighton
1955	WGN/9	Jack Brickhouse, Harry Creighton, Vince Lloyd
1956-64	WGN/9	Jack Brickhouse, Vince Lloyd
1965-67	WGN/9	Jack Brickhouse, Lloyd Pettit
1968	WFLD/32	Jack Drees, Dave Martin
1969	WFLD/32	Jack Drees, Mel Parnell
1970	WFLD/32	Jack Drees, Billy Pierce
1971-72	WFLD/32	Jack Drees, Bud Kelly
1973-74	WSNS/44	Harry Caray, Bob Waller
1975	WSNS/44	Harry Caray, J.C. Martin
1976	WSNS/44	Harry Caray, Lorn Brown
1977	WSNS/44	Harry Caray, Lorn Brown, Jimmy Piersall, Mary Shane
1978-79	WSNS/44	Harry Caray, Lorn Brown, Jimmy Piersall
1980	WSNS/44	Harry Caray, Jimmy Piersall
1981	WGN/9	Harry Caray, Jimmy Piersall, Lou Brock
1982	WFLD/32 and SportsVision	Don Drysdale, Ken Harrelson
1983	WFLD/32 and SportsVision	Don Drysdale, Ken Harrelson, Early Wynn, Lorn Brown
1984-85	WFLD/32 and SportsVision	Don Drysdale, Ken Harrelson
1986-87	WFLD/32 and SportsVision	Don Drysdale, Frank Messer
1988	WFLD/32 and SportsVision	John Rooney, Tom Paciorek
1989	WFLD/32 and SportsChannel	Gary Thorne, Tom Paciorek
1990	WGN/9 and SportsChannel	Jim Durham, Ken Harrelson, Tom Paciorek
1991-97	WGN/9 and SportsChannel	Ken Harrelson, Tom Paciorek
1998-99	WGN/9 and FOX Sports Chicago	Ken Harrelson, Tom Paciorek
2000-	WGN/9, FOX Sports Net and WCIU-TV	Ken Harrelson, Darrin Jackson

White Sox Radio Broadcast History

From 1924-43, multiple radio stations broadcast White Sox games, including: WMAQ (1924-34); WGN (1927-43); WCFL (1929-31, '35-43); WIBO (1930-32); WENR (1931); WJKS (1932); WIND (1933-39, '41-44); WBBM (1935-40); and WJJD (1937-43). Bob Elson broadcast White Sox games on WGN from 1930-42, while Jack Brickhouse worked Sox games from 1940-43. Exclusive radio rights to Sox games began in 1944 with WIND.

Years	Affiliates	Announcers
1944	WIND	Bob Elson
1945	WJJD*	Bob Elson, Jack Brickhouse
1946-51	WJJD*	Bob Elson
1952	WCFL	Bob Elson, Dick Bingham
1953-60	WCFL	Bob Elson, Don Wells
1961	WCFL	Bob Elson, Ralph Kiner
1962-65	WCFL	Bob Elson, Milo Hamilton
1966	WCFL	Bob Elson, Bob Finnegan
1967-70	WMAQ	Bob Elson, Red Rush
1971-72	WTAQ/WEAW	Harry Caray, Ralph Faucher
1973	WMAQ	Harry Caray, Gene Osborn
1974-75	WMAQ	Harry Caray, Bill Mercer
1976	WMAQ	Harry Caray, Lorn Brown
1977	WMAQ	Harry Caray, Jimmy Piersall, Lorn Brown, Mary Shane
1978-79	WMAQ	Harry Caray, Jimmy Piersall, Lorn Brown
1980	WBBM	Harry Caray, Jimmy Piersall, Joe McConnell, Rich King
1981	WBBM	Harry Caray, Joe McConnell, Rich King
1982	WMAQ	Joe McConnell, Early Wynn
1983	WMAQ	Joe McConnell, Early Wynn, Lorn Brown
1984	WMAQ	Joe McConnell, Lorn Brown
1985-88	WMAQ	Lorn Brown, Del Crandall
1989-91	WMAQ	John Rooney, Wayne Hagin
1992-95	WMAQ	John Rooney, Ed Farmer
1996-1998	WMVP	John Rooney, Ed Farmer
1999-	ESPN Radio 1000	John Rooney, Ed Farmer

2002 Radio Affiliates

Station	Frequency	City
KCPS	1170 AM	Burlington, Ia.
KCRG	1600 AM	Cedar Rapids, Ia.
KJOC	1170AM	Davenport, Ia.
WBWP	1580 AM	Champaign, Ill.
WBIG	1280 AM	Aurora, Ill.
WBYS	1560 AM	Canton, Ill.
WIBN	98.1 FM	Oxford, Ind.
WGEM	1440 AM	Quincy, Ill.
WGOM	860 AM	Marion, Ind.
WJOB	1230 AM	Hammond, Ind.
WIMS		Michigan City, Ind.
WMRS		Monticello, Ind.
WRHL	1060 AM	Rochelle, Ill.
WSDR	1240 AM	Sterling, Ill.
WLQI	97.7 FM	Rensselaer, Ind.
WSPL		Streator, Ill.
WYYS		Streator, Ill.
WZOE	1490 AM	Princeton, Ill.

* Night games were broadcast on WIND (1945-47), WFMF (1948-49), WBKI (1950) or WCFL.

SPRING TRAINING

Tucson Electric Park

Stadium Address

Chicago White Sox	Tucson Electric Park
2500 E. Ajo Way	Tucson, AZ 85713
General Offices	520-434-1300
Fax	520-434-1151
Ticket Office	888-683-3900
Hotel Headquarters:	
Doubletree Guest Suites	520-721-7100

Spring Chronology

Site	Years
Excelsior Springs, Mo.	1901-02
Mobile, Ala.	1903
Marlin Springs, Texas	1904
New Orleans, La.	1905-06
Mexico City, Mexico	1907
Los Angeles, Calif.	1908
San Francisco, Calif.	1909-10
Mineral Wells, Texas	1911
Waco, Texas	1912
Paso Robles, Calif.	1913-15
Mineral Wells, Texas	1916-19
Waco, Texas	1920
Waxahachie, Texas	1921
Seguin, Texas	1922-23
Winter Haven, Fla.	1924
Shreveport, La.	1925-28
Dallas, Texas	1929
San Antonio, Texas	1930-32
Pasadena, Calif.	1933-42
French Lick, Ind.	1943-44
Terre Haute, Ind.	1945
Pasadena, Calif.	1946-50
Pasadena/Palm Springs, Calif.	1951
Pasadena/El Centro, Calif.	1952
El Centro, Calif.	1953
Tampa, Fla.	1954-59
Sarasota, Fla.	1960-1997
Tucson, Ariz.	1998-

2002 Schedule

Day	Date	Opponent	Time
Fri.	3/1	at Arizona	1:05 p.m.
Sat.	3/2	at Arizona	1:05 p.m.
Sun.	3/3	ARIZONA	1:05 p.m.
Mon.	3/4	SAN DIEGO	1:05 p.m.
Tue.	3/5	Chicago Cubs (ss)	1:05 p.m.
		ARIZONA (ss)	7:05 p.m.
Wed.	3/6	MILWAUKEE	1:05 p.m.
Thu.	3/7	at Anaheim	1:05 p.m.
Fri.	3/8	CHICAGO CUBS	1:05 p.m.
Sat.	3/9	COLORADO (ss)	1:05 p.m.
		ARIZONA (ss)	7:05 p.m.
Sun.	3/10	at Oakland	1:05 p.m.
Mon.	3/11	SEATTLE	1:05 p.m.
Tue.	3/12	at Colorado	1:05 p.m.
Wed.	3/13	at Seattle (ss)	1:05 p.m.
		at Arizona (ss)	1:05 p.m.
Thu.	3/14	at San Diego	1:05 p.m.
Fri.	3/15	ANAHEIM	1:05 p.m.
Sat.	3/16	OAKLAND	1:05 p.m.
Sun.	3/17	at Chicago Cubs	1:05 p.m.
Mon.	3/18	at Arizona	1:05 p.m.
Tue.	3/19	SAN FRANCISCO	1:05 p.m.
Wed.	3/20	at Milwaukee	1:05 p.m.
Thu.	3/21	OFF DAY	
Fri.	3/22	COLORADO	1:05 p.m.
Sat.	3/23	at San Francisco	1:05 p.m.
Sun.	3/24	ARIZONA	1:05 p.m.
Mon.	3/25	ANAHEIM	1:05 p.m.
Tue.	3/26	at Colorado	1:05 p.m.
Wed.	3/27	at Milwaukee	1:05 p.m.
Thu.	3/28	CHICAGO CUBS	1:05 p.m.
Fri.	3/29	at Milwaukee*	7:05 p.m. CST
Sat.	3/30	at Milwaukee*	1:05 p.m. CST
Sun.	3/31	at San Francisco#	1:05 p.m. PST

All games except Milwaukee on 3/29 (7:05 p.m. CST) and 3/30 (1:05 p.m. CST) and San Francisco on 3/31 (1:05 p.m. PST) are Mountain Standard Time; dates and times subject to change

(ss) - spill squad games

*Miller Park in Milwaukee

#Pac Bell Park in San Francisco

Spring Training Results/Attendance (1960-present)

Year	W-L	Attend	Avg.	Year	W-L	Attend	Avg.	Year	W-L	Attend	Avg.
2001	14-16-1	70,064	5,005	1985	15-15	60,988	3,812	1969	14-12	31,822	2,652
2000	18-14-2	81,639	5,443	1984	19-10	61,824	4,122	1968	13-14	38,465	2,959
1999	17-16	91,535	5,721	1983	20-7	49,290	3,081	1967	16-10	40,038	2,860
1998	18-12	73,434	5,245	1982	13-10-1	45,555	3,254	1966	21-7	34,436	2,870
1997	12-19-1	51,900	3,053	1981	17-10	46,540	3,324	1965	17-13	33,356	2,566
1996	20-11	52,685	3,763	1980	11-12	40,027	2,502	1964	12-16	25,764	2,342
1995	21-20	58,802	3,095	1979	15-13	47,539	3,396	1963	16-12	28,231	2,566
1994	17-16	115,360	7,210	1978	14-14	49,063	3,505	1962	17-11	34,101	2,623
1993	20-13	96,100	6,006	1977	11-20	33,161	2,551	1961	12-14	36,477	2,432
1992	13-18-2	91,238	6,083	1976	9-9-1	16,456	2,351	1960	16-15	40,825	2,722
1991	15-14	82,610	5,163	1975	14-20	43,114	2,536				
1990	6-9	24,969	2,774	1974	11-16	35,130	2,702				
1989	15-23	88,026	5,178	1973	15-11	39,789	2,747				
1988	13-18	61,078	3,593	1972	9-15	35,294	3,209				
1987	15-15	54,052	3,378	1971	19-10	35,714	2,747				
1986	13-18	66,017	4,126	1970	11-13-1	31,203	2,229				

*White Sox Spring Training Record

#White Sox trained in Sarasota, Fla. from 1960-97 and Tucson, Ariz. from 1998-present

COMISKEY PARK

Ownership And Operations

Comiskey Park is owned by the Illinois Sports Facilities Authority and operated by the Chicago White Sox. Jerry D. Blakemore is the chief executive officer of the Authority, which consists of seven board members:

Alexander R. Lerner, Chairman
Barbara A. Lumpkin, Secretary
Joel G. Herter, Treasurer

Joan M. Eten
Sean L. Heffernan

John T. "Jack" McCarthy
Juan A. Ochoa

Facts And Figures

- Renovation Architects: HKS, Inc., Dallas, Texas
- Renovation Construction: Turner Construction, Chicago, Ill.
- Architects: Hellmuth, Obata and Kassabaum, Sports Facility Group, Kansas City, Mo.
- Construction: Gust K. Newberg, Chicago, Ill.
- Engineers: Flack & Kurtz, Chicago, Ill.
- Total Construction Cost: \$137 million
- Height: 135 feet from the roof peak to the playing field
- Fence Distances: LF 330; LCF 377; CF 400; RCF 372; RF 335
- Outfield wall is 8 feet high
- Comiskey Park was the first new sports facility built in Chicago since Chicago Stadium opened in 1929
- Comiskey Park was the first new baseball-only stadium since Royals Stadium opened in 1972 (since 1991, 12 other stadiums have either opened or are in the process of being built)
- Groundbreaking occurred on May 7, 1989; park officially opened on April 18, 1991
- 53 companies were represented in work on the ballpark, which included 400,000 man hours and an average of 200 men per day
- Approximately 100,000 cubic yards of concrete used in the building process
- Has been used in the motion pictures, "Little Big League", "Major League II" and "My Best Friend's Wedding"
- Commercials for the PGA Tour, Nike and Reebok have been filmed at the park

About The Ballpark

Comiskey Park contains:

- 1,300,000 square feet of pre-poured forms
- 52,000 tons of rebar steel, 1,000 doors and frames and 75 air-handling units
- 350 louvers creating the circulation of outside air
- 12 escalators and 11 elevators
- three garbage compactors handling 54 cubic yards of garbage per game day
- 38 public restrooms
- an exploding scoreboard that is loaded manually but is set off by computers
- a center field scoreboard, 140 feet wide and 80 feet high
- a Sony JumboTron screen which is 37 feet wide and 26 feet tall
- stadium lights which have 648 fixtures holding 1,500-watt halogen bulbs
- five levels (main, club, two suites, upper deck, the Patio/Bullpen Bar)
- 400 wheelchair-accessible seats
- a main concourse 40 feet wide
- a press box featuring two levels (second level contains eight broadcast booths)
- a service tunnel 24 feet high by an average 16 feet wide and 2/5 miles long
- a playing field made up of bluegrass sod with eight different blends of grass
- a base of the field which is made up of four inches each of drainage tile, pea gravel and sand
- an infield consisting of dirt transported from the original park
- a Picnic Patio area for pre-game parties
- a left-field shower from old Comiskey Park and right-field rain room to keep fans cool on hot days
- a two-tiered Bullpen Sports Bar located under the right-field bleachers
- two-tier Stadium Club, with dining level seating 385 and bar level seating 250

Concourse Attractions

- Concession stands feature different ethnic food groups and vegetarian
- Kids' Corner and the Kids' Gift Shop are located in right center field
- The main Novelty shop, Hall of Fame, and cash stations are located behind home plate
- A baseball card photo booth is located on the third base side
- Guest relations booths/coat checks are located on each level behind home plate
- FUNDamentals interactive area located inside Gate 3

2002 Comiskey Park Batting Practice Schedule

7:05 p.m. game (first game of series)

Visitors Early BP	2:20-3:20
Ground Crew	10 minutes
White Sox Early BP	3:30-4:10
Ground Crew	25 minutes
Players Stretch	4:10-4:35
White Sox Infield	4:35-4:45
White Sox BP	4:45-5:45
Visitors BP	5:45-6:25
Ground Crew	5 minutes
Visitors Infield	6:30-6:40
Ground Crew	25 minutes

7:05 p.m. game (remaining games)

Visitors Early BP	2:20-3:20
Ground Crew	10 minutes
White Sox Early BP	3:30-4:10
Ground Crew	35 minutes
Players Stretch	4:25-4:45
White Sox BP	4:45-5:45
Visitors BP	5:45-6:25
Ground Crew	5 minutes
Visitors Infield	6:30-6:40
Ground Crew	25 minutes

6:05 p.m. game

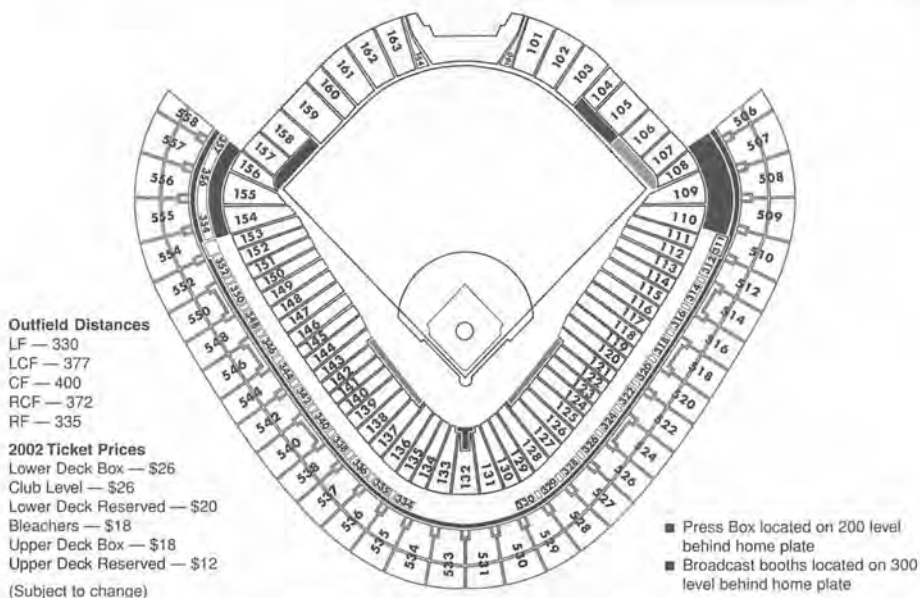
Visitors Early BP	1:20-2:20
Ground Crew	10 minutes
White Sox Early BP	2:30-3:20
Ground Crew	25 minutes
Players Stretch	3:25-3:45
White Sox BP	3:45-4:45
Visitors BP	4:45-5:25
Ground Crew	5 minutes
Visitors Infield	5:30-5:40
Ground Crew	25 minutes

1:05 p.m. game

White Sox BP	10:30-11:30
Visitors BP	11:30-12:10
Ground Crew	5 minutes
Visitors Infield	12:15-12:25
Ground Crew	25 minutes

12:15 p.m. game

White Sox BP	9:40-10:40
Visitors BP	10:40-11:20
Ground Crew	5 minutes
Visitors Infield	11:25-11:35
Ground Crew	25 minutes



Comiskey Park Firsts

Game	April 18, 1991, vs. Detroit
Attendance	42,191, vs. Detroit (4/18/91)
Pitcher	Jack McDowell, White Sox, vs. Detroit (4/18/91)
Batter	Tony Phillips, Detroit (4/18/91)
Winning Pitcher	Frank Tanana, Detroit (4/18/91)
Losing Pitcher	Jack McDowell, White Sox, vs. Detroit (4/18/91)
Hit	Alan Trammell, Detroit (1st inning, 4/18/91)
Home Run	Cecil Fielder, Detroit, off Jack McDowell (4/18/91)
Grand Slam	Mike Gallego, Oakland, off Ramon Garcia (5/31/91)
Inside-the-Park Home Run	Marc Newfield, Seattle, off Brian Keyser (6/21/95)
Shutout	Frank Tanana, Detroit (4/18/91)

COMISKEY PARK RENOVATIONS

Following a first phase of extensive renovations for 2001, the Chicago White Sox announced four additional Comiskey Park renovation projects scheduled to be completed in time for Opening Day 2002. The renovation plans include a new, multi-tiered batter's eye in center field, a vertical screen behind home plate, improvements to the main concourse and upgrading of the park's club level.

Specifics include:

■ Vertical Screen Behind Home Plate

A vertical screen will be installed in front of the seats behind home plate, replacing the current ball-return screen that runs back to the press box and covers the lower level seats. The new vertical screen will be less of a distraction to fans and will make it easier for fans sitting behind the screen to see the game action.

■ Center Field Batter's Eye

A new multi-tiered batter's eye in center field. The top section of the batter's eye will be a semi-transparent screen, allowing fans to look out onto the field without affecting the vision of the batter. Plants will be grown on the terraced batter's eye to provide a green hitting background. The new design adds space on the main concourse for additional fan use.

■ Main Concourse Upgrades

The main concourse upgrades will change the wall, ceiling and lighting treatments by including brick and metal in the design. Fronts of concession stands will be upgraded to stainless steel counters with a new canopy design (between foul lines only). Decorative lights will be added along the concourse in keeping with the overall design theme.

■ Club Level Concourse Upgrades

The club level concourse will be completely enclosed, with heat and air conditioning throughout. The finishes will be upgraded to match those found in many in the club areas of the newest sports facilities. Restrooms will be renovated.

Prior to the 2001 season, several modifications were made to Comiskey Park. Those modifications included:

■ Adding multiple rows of seats along the foul lines (beyond each dugout) in front of the existing seating.

■ Relocating the bullpens to allow fans to see pitchers warming up. The White Sox bullpen will be placed beyond and along the fence at the left-field foul pole. The visiting bullpen will be placed beyond and along the fence to the left of The Bullpen Sports Bar.

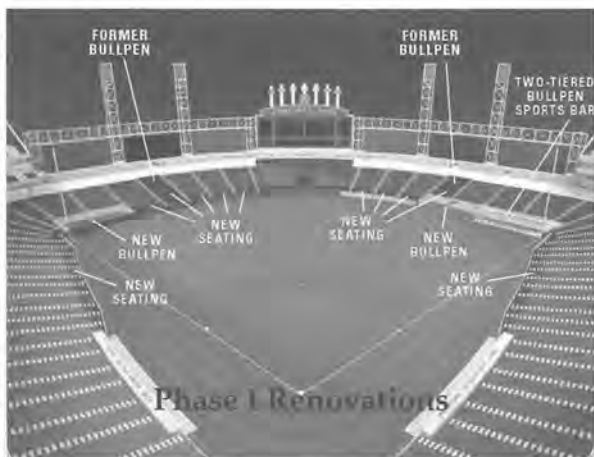
■ Filling in the areas of the former bullpens with seating.

■ Making the outside portion of The Bullpen Sports Bar into a two-tiered terrace seating area.



■ Extending the outfield seating area down to the fence in many areas.

As a result of the renovations, the dimensions of the ballpark's outfield fence changed from its former symmetrical design. The new dimensions are 330 feet down the left-field line, 377 to left center, 400 to center, 372 to right center and 335 down the right field line. Comiskey Park formerly measured 347-375-400-375-347. A new capacity will be announced in April.



CONFERENCE & LEARNING CENTER

In mid November 2001, the Illinois Sports Facilities Authority (ISFA) and the Chicago White Sox announced the Grand Opening of the Conference & Learning Center at Comiskey Park, a state-of-the-art conference center that features the latest in communication and presentation technology.

"This facility is unique and state-of-the-art," said White Sox senior vice president of marketing and broadcasting Rob Gallas. "Not only does it offer the latest in presentation capabilities, but it also enables ISFA and the White Sox to expand our community outreach programs to include thousands of students and tourists who visit Comiskey Park.

"In addition," Gallas said. "The Conference & Learning Center provides a tremendous business opportunity for Chicago's corporations to host meetings, seminars and training sessions just steps away from a Major League Baseball field."

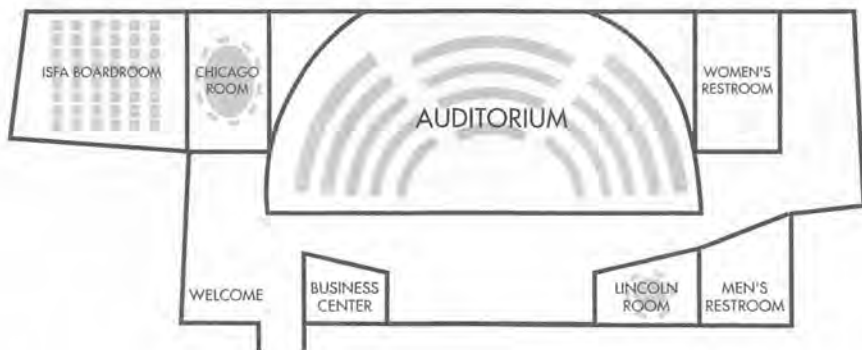
The facility, a joint partnership between ISFA and the White Sox, was designed by Campbell Tiu Campbell, Inc. and built by the joint venture of Walsh/Riteway. Audio/visual consultation and implementation was handled by Swiderski Electronics Inc.

The Conference & Learning Center offers users full-service catering by Levy Restaurants, a fully-equipped business center and on-site parking. It is available year-round for half- and full-day rentals. In addition to Chicago Public School programs, the center will be available for use by local non-profit organizations, businesses and community groups. Non-profit, civic and municipal organizations can use the Conference & Learning Center for reduced or no cost.



"Beyond the entertainment provided by baseball's on-the-field activities, this facility allows ISFA and the Chicago White Sox to offer students unique educational opportunities that will allow them to benefit from the experience and knowledge of the organization, its staff and its supporters," said Alexander R. Lerner, chairman of Illinois Sports Facilities Authority.

The Conference & Learning Center features a large amphitheater-style auditorium with a seating capacity of 160, a meeting room that seats 60 and two board rooms for groups of 8 to 12. The large auditorium features individual consoles at each seat, providing direct audio and data connections, an advanced overhead document display system and computer signal inputs for projection or plasma display. The larger auditorium will serve as the postgame media interview room and provide a space for large press conferences.



WHITE SOX PUBLIC RELATIONS

**CHICAGO WHITE SOX
PUBLIC RELATIONS DEPARTMENT**
333 W. 35th STREET
CHICAGO, ILLINOIS 60616
PHONE: (312) 674-5300 FAX: (312) 674-5116

Scott Reifert (sreifert@chisox.com)
Bob Beghtol (bbeghtol@chisox.com)
Katie Kirby (kkirby@chisox.com)
Eric Phillips (ephillips@chisox.com)
Vivian Stalling (vstalling@chisox.com)
Will Cook (wcook@chisox.com)

Important Phone Numbers:
Switchboard (312) 674-1000
Scott Reifert (312) 674-5302
Press Box (312) 674-5190



Scott Reifert
Director of
Public Relations



Bob Beghtol
Assistant Director of
Media Relations



Katie Kirby
Manager of Corporate
Communications



Eric Phillips
Coordinator of
Media Relations



Vivian Stalling
Coordinator of
Public Relations



Will Cook
Public Relations
Intern



Ron Vesely
Photographic/
Imaging Services

MEDIA SERVICES

The Chicago White Sox Public Relations staff would like to welcome you to another exciting season of White Sox baseball at Comiskey Park. The following are media guidelines for the 2002 season. Please feel free to contact any member of the Public Relations Department with requests, questions or concerns at any point. We look forward to working with you throughout the 2002 season.

Credentials: Proper credentials must be displayed at all times. Credentials will be issued only to legitimate newsgathering agencies that have contacted the public relations department at least 24 hours in advance. Media Will Call is located at Gate 4, Window 10, which opens two hours prior to game time. Earlier credential pick up should be arranged with Vivian Stalling in advance.

Please note: Transfer of working press credentials or autograph requests by working media will result in termination of privileges for the individuals involved.

Full-Season Credentials: Full-season credentials for all Chicago White Sox games at Comiskey Park are available to all accredited daily newspaper, area radio and television reporters who cover the Sox on a regular basis. All requests should be submitted in writing or via fax to:

Scott Reifert
Director of Public Relations
Chicago White Sox
333 W. 35th Street
Chicago, IL 60616
Fax: 312-674-5116

All full-season credentials require a photo. When approved, media may stop by Comiskey Park to have photo taken. Full-season credentials will not be issued without photo I.D.

Daily Credentials: All other media outlets will be credentialed on a per-game basis. A letter from an editor, sports director or assignment editor on letterhead is required at least 24 hours in advance. All letters may be faxed to Scott Reifert at the above number.

Admission: Enter Comiskey Park at Gate 4 (Administrative Offices). Television crews that park in the back of the ballpark enter through the loading dock. A Major League Baseball Working Pass, BBWAA card or Chicago White Sox credential is necessary for admittance. Please note: Media representatives may be asked to show a photo ID prior to entering the ballpark. All bags entering Comiskey Park will be searched. We appreciate your cooperation and apologize in advance for any inconvenience.

Broadcast Booths: Take the elevator to Level 2, proceed to the Press Box, and take the stairs to the broadcast booths. There are seven broadcast booths: Booth 1 (Reserved), Booth 2 (Home TV), Booth 3 (Visiting TV), Booth 4 (Home Radio), Booth 5 (Visiting Radio), Booth 6 (Spanish Radio), Booth 7 (Reserved).

Clubhouses: Credentials must indicate clubhouse access. Enter at Gate 4 and proceed to the service tunnel. As you reach the service tunnel, the White Sox clubhouse (third base side) is to the left and the visitors' clubhouse (first base side) is to the right. The clubhouses will be opened to the

media 3 1/2 hours prior to game time. The clubhouses will be closed to the media 45 minutes prior to the game and between games of a doubleheader. Following the game, the White Sox clubhouse will be opened to the media no later than 10 minutes after the last out. The trainer's room, weight room, and players' lounge will be closed to the media at all times.

Dark Rooms: Enter at Gate 4 and proceed to the service tunnel. As you reach the service tunnel, the dark rooms are to the right beyond the entrance to the Umpires' Clubhouse.

Elevators: Two elevators are located to the right after the entrance at Gate 4. Proper credentials will be necessary for access to the elevators. Take either elevator to Level 2 for the Press Box, Level 3 for the Bards Room (dining room), or Level 5 for the Upper Photo Boxes (Sections 524 and 540).

Field: Credentials must indicate field access. The field and dugouts must be cleared following pre-game batting practice and infield drills. Postgame live shots can be done from the warning track areas immediately in front of the first and third base photo boxes. However, postgame interviews will not be allowed in or near the dugouts, without special permission, until 10 minutes after the last out.

Game Tickets: Limited complimentary tickets are available to the media on a first come-first served basis. You may request up to four tickets for a game. You must fax a written request to the public relations department at least 24 hours in advance. If complimentary tickets for a given game are unavailable, we can help you purchase tickets with a credit card. Tickets may be picked up at Gate 4, Window 10.

Interview Procedures: Please contact the Chicago White Sox public relations department to schedule any interviews requiring special arrangements or special requests. Any media requesting a specific interview with a member of the front office staff should do so through a member of the White Sox public relations department.

Media Dining: Meals are served in the Bard's Room on all home game days. Bard's Room privileges are available only to those media with BBWAA cards, White Sox Full Season passes or daily credentials. Meals are served from two hours prior to all home games until game time. There will be a \$7.00 charge for all meals. Hamburgers and hotdogs will be available in the Press Box for \$3.00 from first pitch until two hours into the game.

Media Guides: Media Guides are available in the Press Box and can be obtained from a White Sox public relations representative.

Media Workroom: The Media Workroom is available to all credentialed media on game days.

Parking: Limited parking for the media is available in Lots C and G, as designated on the parking pass. Daily parking is available by contacting Vivian Stalling in the public relations department before 12:00 p.m. on weekdays and before 2:00 p.m. on Friday for the weekend.

Photo Areas: Enter at Gate 4 and proceed to the service tunnel. As you reach the service tunnel, the third base photo box is to the left and the first base photo box is to the right.

Upper photo boxes are also available near Sections 524 and 540. Still photographers are not allowed in the tunnel behind home plate or in the clubhouses, without special permission.

Postgame Interview Room: Approximately 10 minutes following the conclusion of the game, manager Jerry Manuel and selected players (when possible) will be available in the postgame interview room. The Interview Room is located across the service tunnel from the visiting clubhouse. The interviews will be broadcast into the press box and a multibox will be available for TV/radio use.

Press Box: Take the elevator to Level 2. The Press Box contains 120 seats, a work room, telephones for credit card calls and a dining area. No food or drink may be taken from the Press Box.

Rosters, Lineups, Game Notes and Statistics: All media materials are available prior to each home game in the lower level of the press box. Boxscores, play-by-play reports and postgame notes/quotes are available in the Press Box following the game.

Television Minicam Crews: WBBM (2), WMAQ (5), WLS (7), WGN (9), WFLD (32). ChicagoLand Television and

FOX Sports Net will be allowed to park two vehicles each at the rear of the ballpark near the Players' Lot (corner of 35th Street and Wentworth Avenue). Crews parking in this area enter the stadium with their equipment via the loading dock. Please note: security personnel may search vehicles and request identification from camera and truck crews. Access to the field is via the first and third base photo boxes off the service tunnel. Access to the photo boxes on the upper concourse is via the freight elevator in the left field corner of the stadium.

Pregame interviews must be done on the field. No game action can be shown during a live shot. Use of lights in the stadium during the game is prohibited. Proper credentials will be necessary for access to the clubhouses. Following the game, interviews will not be allowed in or near the dugouts, without special permission, until 10 minutes after the final out.

Roving through the stands and concourses is prohibited. Likewise, field level access during the game is limited to the first and third base photo boxes.

MEDIA DIRECTORY

Newspapers

Chicago Sun-Times

401 N. Wabash, Chicago, IL 60611, 312-321-2663.

Bill Adee (SE), Doug Padilla (B), Toni Ginnetti, Joe Goddard, Jay Mariotti (C), Ron Rapoport (C), Carol Slezak (C), Rick Telander (C).

Chicago Tribune

435 N. Michigan, Chicago, IL 60611, 312-222-3478.

Dan McGrath (SE), Paul Sullivan (B), Phil Rogers (N), Jimmy Greenfield, Bill Jauss, Fred Mitchell (C), Rick Morrissey (C), Steve Rosenbloom (C), Bob Verdi (C).

Daily Herald

155 E. Algonquin Rd., Arlington Heights, IL 60005, 1-800-453-0333.

Tom Quinlan (SE), Scot Gregor (B), Barry Rozner (N), Ted Cox (C), Mike Imrem (C).

Daily Southtown

6901 S. 159th St., Tinley Park, IL 60477, 708-633-5944

Phil Jurik (SE), Joe Cowley (B), Paul Ladewski, Phil Arvia (C).

Chicago Defender

2400 S. Michigan, Chicago, IL 60616, 312-225-2400.

Larry Gross.

Copley News Service

70 W. Madison, Suite 2030, Chicago, IL 60602, 773-296-1089

Mike Nadel.

Rockford Register Star

99 E. State, Rockford, IL 61104, 815-987-1380.

Randy Ruef (SE), Matt Trowbridge, Bill Wolverton.

Gary Post-Tribune

1433 East 83rd Avenue, Merrillville, IN 46410, 219-648-3100.

Dan Weber (SE), John Mutka.

The Times

601-45th, Munster, IN 46321, 219-933-3232.

Mike Clark (SE), Brian Hedger (B), Al Hamnik.

Wire Services

Associated Press

230 N. Michigan, Chicago, IL 60601, 312-781-0500.

Rick Gano, Nancy Armour.

United Press International

203 N. Wabash, Chicago, IL 60601, 312-781-1600.

Marcy Kreiter.

Sports Editor (SE), Beat Writer (B), National Baseball Writer (N), Columnist (C), Sports Director (SD), Sports Producer (SP), Producer-Director (PD), Game Producer (GP), Executive Producer (EP), Talk Show (TS), Engineer (E)

Radio Stations

ESPN Radio 1000 (Sox flagship)

190 N. State, 7th floor, Chicago, IL 60601, 312-980-1000.

John Rooney (play-by-play), Ed Farmer (color), Bill Melton, Dave Wills, Mitch Rosen (PD), Bruce Levine, Carmen DeFalco, Marc Silverman, Peggy Kusinski, Tom Seritella (SP), John Jurkovic (TS), Dan McNeil (TS), Harry Teinowitz (TS), Bob Boxer (E)

WBBM (780 AM)

630 N. McClurg Court, Chicago, IL 60611, 312-951-3830.

Josh Liss (SD), Jeff Joniak, Eric Brown, Dave Mager, Zach Zaidman.

WGN (720 AM)

435 N. Michigan, Chicago, IL 60611, 312-222-5094.

Dave Eanet (SD), David Kaplan, Andy Masur, Tom Waddle, Mike Ferrin (SP).

WSCR (1160 AM)

455 N. Cityfront Plaza, 6th floor, Chicago, IL 60611, 312-245-6000.

Matt Fishman (SD), Dan Bernstein (TS), Terry Boers (TS), Doug Buffone (TS), Jonathan Hood (TS), Fred Hubner, Dan Jiggetts (TS), Dave Kerner, Mike Murphy (TS), Mike North (TS), George Orfan, Julie Swieca, Jesse Rogers, Tommy Williams (TS).

Television Stations

WGN-TV (Channel 9, Sox flagship)

2501 Bradley Place, Chicago, IL 60618, 773-883-3326.

Dan Roan (SD), Rich King, Mike Barz, Joel Liberatore (SP), Krista Ruch (SP), Bob Vorwald (SP).

FOX Sports Net (Sox cable flagship)

350 N. Orleans, Suite S1-100, Chicago, IL 60654, 312-396-9800.

Damon Andrews, Gail Fischer, Eric Goodman, Eric Collins, Dave Ross (SP), Ron Storto (SP), Jim Angio (GP).

WCIU-TV (Channel 26, Sox Network)

26 N. Halsted Ave., Chicago, IL, 60661, 312-705-2600

Kenny McReynolds (SD).

WBBM-TV (CBS, Channel 2)

630 N. McClurg Court, Chicago, IL 60611, 312-951-3641.

Mike Adamle, Chris Boden, Howard Sudberry, Steve Goldberg (SP), Norm Potash (SP), Lissa Druss (SP).

WMAQ-TV (NBC, Channel 5)

NBC Tower, 454 N. Columbus, Chicago, IL 60611, 312-836-5665.

Mark Schanowski, Darrian Chapman, Barry Hohlfelder (SP), David Kaplan, Geoff Glick (SP), Lici Kestner (SP), McCormick O'Meara (SP).

WLS-TV (ABC, Channel 7)

190 N. State, Chicago, IL 60601, 312-750-7108.

Mark Giangreco (SD), Jeff Blanz, Brad Palmer, Jim Rose, Pete Bordwell (SP), Larry Snyder (SP), Andy Weinberg (SP).

WFLD-TV (Fox, Channel 32)

205 N. Michigan, Chicago, IL 60601, 312-565-5530.

Corey McPherrin (SD), Jill Carlson, Bruce Wolf, Dan Barile (SP), Jim Brunetti (SP), John Eskra (SP), Greg Miller (SP), Jeff Nelson (SP).

ChicagoLand Television News

2000 York Road, Suite 114, Oak Brook, IL 60521, 630-368-4444.

Rob Goldman (SD), Amy Bender, Mike Bloomberg, Dawn Mitchell, Matt Gornberg (SP), Randi Jackson (SP).

MLB DIRECTORY

Major League Public Relations

	Phone	FAX
Major League Baseball	212-931-7878	949-5654
Rich Levin		
Phyllis Merhige		
Katy Feeney		
Patrick Courtney		

American League Public Relations

	Phone	FAX
Anaheim Angels	714-940-2000	940-2205
Larry Babcock	940-2015	
Nancy Mazmanian	940-2013	
Baltimore Orioles	410-685-9800	547-6272
Bill Steika	547-6156	
Kevin Behan	547-6159	
Boston Red Sox	617-267-9440	375-0944
Kevin Shea	236-6613	
Glenn Wilburn	236-6718	

Chicago White Sox	312-674-5300	674-5116
Scott Reibert, Director	773-643-9529	(home)
Bob Beghtol, Assistant	773-935-8964	(home)
Katie Kirby, Manager	773-935-6445	(home)
Eric Phillips, Coordinator	708-596-8414	(home)
Vivian Stalling, Coordinator		

Cleveland Indians	216-420-4200	420-4396
Bart Swain	420-4386	
Curtis Danburg	420-4390	
Detroit Tigers	313-962-4000	471-2138
Jim Anderson	471-2349	
Brian Britten	471-2276	
Kansas City Royals	816-921-8000	921-5775
David Witty	504-4713	
Aaron Babcock	504-4362	
Minnesota Twins	612-375-1366	375-7473
Sean Harlin	375-7470	
Mike Herman	375-7404	
New York Yankees	718-293-4300	293-8414
Rick Cerrone	579-4456	
Jason Zillo	579-4515	
Oakland Athletics	510-638-4900	562-1633
Jim Young	563-2380	
Mike Sellick	563-2233	
Seattle Mariners	206-346-4000	346-4400
Tim Hevly	346-4402	
Matt Roebuck	346-4408	
Tampa Bay Devil Rays	727-825-3242	825-3111
Rick Vaughn	825-3242	
Chris Costello	825-3160	
Texas Rangers	817-273-5222	273-5110
John Blake	273-5208	
Lisa Harris	273-5209	
Rich Rice	273-5204	
Toronto Blue Jays	416-341-1300	341-1250
Howard Starkman	341-1255	
Jay Stenhouse	341-1248	

National League Public Relations

	Phone	FAX
Arizona Diamondbacks	602-462-6500	462-6527
Mike Swanson	462-6530	
David Pape	462-6533	
Atlanta Braves	404-522-7630	614-1391
Jim Schultz	614-1301	
Glen Serra	614-1305	
Chicago Cubs	773-404-2827	404-4129
Sharon Paninozzo	404-4021	
Chuck Wasserstrom	404-4022	
Cincinnati Reds	513-421-4510	421-7342
Rob Butcher	ext. 4004	
Mike Vassallo	ext. 4002	
Colorado Rockies	303-292-0200	312-2319
Jay Alves	312-2326	
Irma Castaneda	312-2328	
Billy Witter	312-2329	
Florida Marlins	305-626-7429	626-7302
Ron Colangelo	626-7286	
Steve Copses	626-7476	
Houston Astros	713-259-8900	259-8981
Rob Matwick	259-8952	
Warren Miller	259-8986	
Todd Fedewa	259-8984	
Jimmy Stanton	259-8985	
Los Angeles Dodgers	323-224-1301	224-1459
John Olguin	224-1301	
Louis Garcia	224-1301	
Milwaukee Brewers	414-902-4400	933-3251
Jon Greenberg	902-4468	
Jason Parry	902-4470	
Nicole Saunches	902-4469	
Montreal Expos	514-253-3434	253-8282
Peter Loyello	251-3519	
Monique Giroux	251-3521	
New York Mets	718-507-6387	639-3619
Jay Horwitz	565-4330	
Shannon Dalton	565-4323	
Philadelphia Phillies	215-463-6000	389-3050
Larry Shenk	952-8366	
Gene Dias	952-8216	
Leigh Tobin	952-8245	
Pittsburgh Pirates	412-323-5000	325-4413
Jim Trdinich	325-4728	
Dan Hart	325-4976	
Pat O'Connell	325-4729	
St. Louis Cardinals	314-421-3060	982-7399
Brian Bartow	425-0623	
Steve Zesch	425-0625	
Brad Hainja	425-0624	
San Diego Padres	619-881-6510	497-5454
Glenn Gelfner	881-6509	
John Dever	881-6642	
San Francisco Giants	415-972-2222	947-2800
Jim Moorehead	972-2449	
Blake Rhodes	972-2443	

INDEX TO BOXES

Box	Page
100 RBI/100 Walks In More Than One Season	165
.300/1,000/1,000 Club	163
2001 Rolands Relief Man Team Bulpen Standings	97
2002 Minor League Dates Of Interest	318
Acknowledgments	385
Active Leadoff Home Runs	122
Active Stolen Base Leaders	120
All-Time Wins By African-American Managers	23
Alomar's Record In Starts (1994-2000)	40
American League 2001 Rolands Relief Man Standings	74
April Showers	291
A Tale Of Two Halves	57
Baseball America's 2001 White Sox Draft Report Card	383
Baseball America's Top 20 Sox Prospects	187
Baseball America's Top Prospects	63
Baseball's Runs Scored Leaders (1997-2001)	66
Best Defensive Seasons By White Sox Shortstops	56
Best Defensive Shortstops In White Sox History	141
Bronx Bombers	218
Chicago Connection	123
Comeback	240
Comiskey Park Firsts	391
Comiskey Park Postponements	339
Consecutive Double Figure Victories	299
Consecutive Winning Seasons	295
Credits	36
Days In First Place	228
Dedication	1
Doubleheader Fireworks	303
Durham Nears Rare Level	68
Durham's Opening Day Streak	275
Fantastic Finishes	283
Father-Son Duos To Appear With The White Sox	43
Fawest Fielding Chances By A Sox First Baseman	343
Fielding Leaders Among AL Shortstops In 2001	56
Fireworks	32
Flair For The Dramatic	173
Foulke Among AL Relievers In 2001	73
Foulke In Save Situations In 2001	78
Four Home Runs In One Inning	307
Frank Thomas At First Base And Designated Hitter	171
Frank Thomas Career Milestones	171
From The Training Room	242
Games Caught Leaders Among Active Players	39
Hall Of Famer Nellie Fox	279
Highest Scoring White Sox Innings	260
Hitting For The Cycle	174
Home Run Derby	285
Improved Arms	25
Interleague Firsts	209
John Tumminia Inaugural Winner Of White Sox "George Bradley Scout Of The Year Award"	336
Ken Williams' Trades As White Sox General Manager	8
Key White Sox Promotional Dates In 2002	9
Largest Shutout Margin	297
Leadoff Home Runs	69
Lofon's Stolen Base Breakdown	121
Longest Hitting Streaks Since 1980	41
Longest Sox Hitting Streaks	166
Lowest Run Support Per 9.0 IP In The Major Leagues In 2001	151
Magglio Ordonez Among Major Leaguers Born In Venezuela	137
Making Draft History	22
Mark Buehrle Among American League Pitchers	52
Minnie Minozo	280
Most Holds By Sox Relievers (Since 1990)	181
Most Home Runs By A Pitching Staff In Major-League History	363
Most Saves By A White Sox Minor League Pitcher	323
Most Victories By Sox Pitchers (Since 1980)	53
Mound Youth	79
National Baseball Hall Of Fame And Museum	222
No. 1 Draft Selections	330
O-E-O Magglio	241
Offseason Rehabilitation Sessions	34
Olympic Glory	149
One-Two Punch	120
Ordonez Among Baseball's Right Fielders (1999-2001)	133
Ordonez Joins Elite Group	131
Players With 40 Doubles, 10 Triples And 20 Home Runs	66
Players With Most Home Runs And RBI In First 10 Seasons	166
Quickest To 100 RBI	289
Ray Durham's Career Leadoff Home Runs	69
Reaching .300/30 HR/100 RBI In Three Consecutive Seasons	132
Repeat Triple Crown Threat	61
Right-Handed Hitters To Lead AL In Average And OBP	164
Road Warriors	145
Roberto Clemente Award	198
Rookie Pitchers	302
Sacramento Connection	22
Sox Miscellaneous Records	233
Shortstops With Three Home Runs In One Game	174
Sox Switch-Hitting Home Runs	178
Special Thanks	385
Stoppers	243
Tall Order	149
The Bulpen Sports Bar	342
Thigpen In The Record Books	293
Third Time's A Charm	270
Thomas Among Active Players	161
Thomas By Season	167
Thomas In Most Valuable Player Voting	162
Thomas' Career Multihomer Games	168
Thomas On The Leader Board	172
Three Strikeouts On Nine Pitches	312
Top AL Rookia Hitters In 2001 (min. 148 PA)	155
Top Home Run Seasons Among Sox Minor Leaguers	117
Top Offensive Seasons By American League Players 25-And-Under	107
Top RBI Duos In White Sox History	137
Triple Plays	313
White Sox 40-Man Roster By Country	72
White Sox 40-Man Roster By State	72
White Sox 2001 Charles W. Lubin Award Winners	369
White Sox 2001 Minor League All-Stars	327
White Sox 2001 Organization Players Of The Month	323
White Sox 2001 Organizational Honors	344
White Sox All-Time Consecutive Save Streaks	77
White Sox Career Saves List	74
White Sox Catchers Caught Stealing	100
White Sox Clinching Dates	261
White Sox-Cubs Results	225
White Sox Dominican Academy	324
White Sox Draft Sandwich Picks Since 1997	355
White Sox Game-Ending Hits In 2001	111
White Sox Head Groundskeeper Roger Bossard	17
White Sox Home Run Leaders	134
White Sox Home Run Notes	304
White Sox Injuries In 2001	51
White Sox Last Trade	225
White Sox Leaders In 2001	116
White Sox Leadoff Home Runs	67
White Sox Managerial Leaders	20
White Sox Managers Of The Year	21
White Sox Milestones	273
White Sox Milestones Within Reach	171
White Sox Minor League Players Of The Year	150
White Sox Pronunciation Guide	62
White Sox Rule 5 Draft Selections (1996-2001)	381
White Sox Runs Scored Leaders	68
White Sox Save Percentage Leaders Since 1989	75
White Sox Score In Every Inning	288
White Sox Turnaround	294
White Sox Winning Pitchers In The All-Star Game	278
Windy City Classic	212
Youngest Pitchers Since 1969 To Make Major-League Debut	80

2002 SCHEDULE



WHITE SOX BASEBALL 2002 SEASON SCHEDULE

APRIL

SUNDAY	MONDAY	TUESDAY	WEDNESDAY	THURSDAY	FRIDAY	SATURDAY
	1 SEA WGN 4:05	2 SEA WGN 9:05	3 SEA FSN 9:05	4	5 KC FSN+ 7:05	6 KC WGN 1:05
7 KC FSN 1:05	8 DET FSN+ 6:05	9 DET WCU 6:05	10 DET FSN 1:05	11	12 BAL FSN+ 1:05	13 BAL WGN 1:05
14 BAL FSN 1:05	15 BAL FSN 1:05	16 CLE WCU 7:05	17 CLE FSN 7:05	18 CLE FSN 7:05	19 DET WGN 1:05	20 DET WGN 1:05
21 DET FSN 1:05	22 CLE WCU 6:05	23 CLE FSN+ 6:05	24 CLE FSN 12:05	25 CLE FSN 9:05	26 OAK WGN 3:05	27 OAK WGN 3:05
28 OAK FSN 3:05	29	30 SEA WCU 7:05				

JUNE

SUNDAY	MONDAY	TUESDAY	WEDNESDAY	THURSDAY	FRIDAY	SATURDAY
						1 CLE FOX 12:15
2 CLE WCU 12:05	3 KC WCU 7:05	4 KC FSN 7:05	5 KC FSN+ 7:05	6 KC WGN 1:05	7 MON FSN 7:05	8 MON WGN 6:05
9	10 NYM FSN 1:05	11 NYM WCU 7:05	12 NYM FSN 7:05	13	14 CUBS FOX 2:20	15 CUBS FOX 12:15
16 CUBS FOX 12:20	17	18 PHI FSN 6:05	19 PHI FSN 6:05	20 PHI WGN 12:05	21 ATL WCU 6:35	22 ATL FSN 6:05
23 ATL WGN 12:05	24 MIN WCU 7:05	25 MIN FSN 7:05	26 MIN FSN 7:05	27 MIN FSN 12:05	28 CUBS FSN 1:05	29 CUBS FOX 12:15

AUGUST

SUNDAY	MONDAY	TUESDAY	WEDNESDAY	THURSDAY	FRIDAY	SATURDAY
					1 MIN WCU 7:05	2 TB FSN 5:15
4 TB FSN 12:15	5 TB FSN 1:15	6 ANA FSN 7:05	7 ANA FSN 7:05	8 ANA WCU 7:05	9 SEA WCU 7:05	10 SEA FSN 3:05
11 SEA FSN 1:05	12	13 TEX WCU 7:05	14 TEX FSN 7:05	15	16 OAK WGN 9:05	17 OAK FSN 3:05
18 OAK FSN 3:05	19 MIN WCU 7:05	20 MIN FSN 7:05	21 MIN FSN+ 7:05	22	23 TB FSN 7:05	24 TB FSN 7:05
25 TB FSN 1:05	26 TOR FSN 7:05	27 TOR WCU 7:05	28 TOR FSN 1:05	29	30 DET FSN 9:05	31 DET WGN 6:05

MAY

SUNDAY	MONDAY	TUESDAY	WEDNESDAY	THURSDAY	FRIDAY	SATURDAY
						1 SEA FSN 7:05
5 OAK WGN 1:05	6 TEX FSN 7:05	7 TEX WCU 7:05	8 TEX FSN 7:05	9 TEX FSN 2:05	10 ANA FSN 9:05	11 ANA WGN 6:05
12 ANA FSN 3:05	13	14 TEX WCU 7:05	15 TEX FSN 7:05	16 TEX FSN 7:05	17 ANA WGN 6:05	18 ANA WGN 6:05
19 ANA FSN 1:05	20 BOS FSN 6:05	21 BOS WCU 6:05	22 BOS FSN 6:05	23 BOS FSN 7:05	24 DET WCU 7:05	25 DET FSN 6:05
26 DET WGN 1:05	27 NYY FSN 7:05	28 NYY WGN 7:05	29 NYY FSN 7:05	30	31 CLE WCU 6:05	

JULY

SUNDAY	MONDAY	TUESDAY	WEDNESDAY	THURSDAY	FRIDAY	SATURDAY
						1 CLE FOX 12:15
7 CLE WGN 1:05	8	9 ALL-STAR WCU 7:05	10	11 DET FSN 6:05	12 DET WCU 6:05	13 DET FOX 12:15
14 DET FSN 1:05	15 CLE FSN 6:05	16 CLE FSN+ 7:05	17 KC FSN 1:05	18 KC FSN 6:05	19 BAL WGN 6:05	20 BAL WGN 6:05
21 BAL FSN 12:35	22 MIN WCU 7:05	23 MIN FSN 7:05	24 MIN FSN 1:05	25	26 KC FSN 7:05	27 KC FSN 6:05
28 KC WGN 1:05	29	30 MIN FSN 7:05	31 MIN FSN 7:05			

SEPTEMBER

SUNDAY	MONDAY	TUESDAY	WEDNESDAY	THURSDAY	FRIDAY	SATURDAY
						1 DET WGN 1:05
8 CLE FSN 1:05	9 KC FSN 7:05	10 KC FSN 7:05	11 KC FSN 7:05	12 KC WGN 1:05	13 NYY WCU 6:05	14 NYY FOX 12:15
15 NYY FSN 12:05	16	17 KC FSN 7:05	18 KC FSN+ 7:05	19 KC WCU 7:05	20 MIN WCU 7:05	21 MIN FSN 6:05
22 MIN WGN 1:05	23	24 BOS FSN 7:05	25 BOS FSN 7:05	26 BOS WGN 1:05	27 MIN WCU 7:05	28 MIN WGN 6:05
29	30					

HOME

AWAY

Schedule as of 02/15/02 and subject to change.

(FSN) FOX Sports Net (FSN+) FOX Sports Net Plus (WCU) WCU-TV (FOX) FOX-TV
All games on ESPN Radio 1000.



PEPSI



The
Joy of Pepsi™

PEPSI, PEPSI COLA, THE JOY OF COLA and the Pepsi Globe design are trademarks of PepsiCo, Inc.

Live Responsibly™



CHICAGO WHITE SOX 2002 MEDIA GUIDE

Miller
Lite

IT'S **MILLER** TIME.