



**1979 Media  
Fact Book**  
**CINCINNATI REDS®**

\$2.50

New Reds Manager John McNamara at Fountain Square

# 1979 CINCINNATI REDS' SCHEDULE

## APRIL

SUN	MON	TUE	WED	THU	FRI	SAT
			SF 2:30		SF 8:05	SF 2:15
SF 2:15	ATL 7:35	ATL 7:35	ATL 7:35		SD 10:00	SD 10:00
SD 4:00(2)		ATL 8:05	DET 7:00	ATL 8:05	ST.L 8:35	ST.L 8:05
ST.L 2:15	DET 7:00	PITT 8:05	PITT 12:30		ST.L 8:05	ST.L 2:15
ST.L 2:15						

## JUNE

					PHIL 8:05	PHIL 2:15
PHIL 1:15(2)	NY 8:05	NY 8:05	NY 12:30		MON 8:05	MON 7:00
MON 2:15	NY 8:05	NY 8:05	NY 8:05		PHIL 8:05	PHIL 7:35
PHIL 1:35	MON 7:35	MON 7:35	MON 7:35		SF 8:05	SF 2:15
SF 2:15	HST 7:35(2)	HST 8:35	LA 10:30	LA 10:30	SF 10:35	SF 4:05

## AUGUST

			LA 8:05		SD 8:05	SD 7:00
SD 2:15	ATL 8:05	ATL 8:05	ATL 8:05	ATL 12:30	SD 10:00	
SD 4:00(2)		PHIL 8:05	PHIL 8:05		NY 8:05	NY 7:00
NY 2:15	MON 8:05	MON 8:05	MON 8:05		NY 8:05	NY 2:05
NY 2:05	PHIL 7:35	PHIL 7:35	PHIL 7:35		MON 7:35	

## MAY

SUN	MON	TUE	WED	THU	FRI	SAT
		CHI 8:05	CHI 8:05		HST 8:05	HST 5:30
HST 1:15(2)		CHI 2:30	CHI 2:30	CHI 2:30	PITT 7:35	PITT 2:15
PITT 1:05	SD 8:05	SD 8:05	SD 12:30		LA 8:05	LA 7:00
LA 2:15		SF 10:35	SF 10:35	SF 10:35	LA 10:30	LA 10:00
LA 4:00	LA 8:10	HST 8:35	HST 8:35	HST 8:35		

## JULY

SF 3:05(2)		HST 8:05	HST 1:00	HST 8:05	PITT 8:05	PITT 5:30
PITT 1:15(2)	ST.L 8:05	ST.L 8:05	ST.L 8:05	CHI 8:05	CHI 8:05	CHI 7:00
CHI 2:15		All-Star Game		ST.L 8:35	ST.L 8:35	ST.L 2:15
CHI 1:00(2)	CHI 2:30	PITT 7:35	PITT 7:35	PITT 7:35	ATL 7:35	ATL 6:05(2)
ATL 7:05	LA 8:05	LA 8:05				

## SEPTEMBER

						MON 7:35
MON 1:35	ATL 7:35	ATL 7:35	SF 8:05	SF 8:05	LA 8:05	LA 2:15
LA 2:15		HST 8:05	HST 8:05		LA 10:30	LA 10:00
LA 4:00	SF 10:35	SF 10:35	SD 10:00	SD 10:00	HST 8:35	HST 8:35
HST 3:05		SD 8:05	SD 8:05	SD 8:05	ATL 8:05	ATL 2:15
ATL 2:15						



Home



Away

ALL TIMES ARE CINCINNATI TIME.

FROM THE SPORTS LIBRARY OF  
**RETROSEASONS**  **com**

More publications available at:

[www.retroseasons.com/library/](http://www.retroseasons.com/library/)

# Cincinnati Reds Media Fact Book

1979 Edition

**Reds Publicity Office**  
**(513) 421-4510**  
**421-4512 (night line)**

Director of Publicity Jim Ferguson

Director of Publications Bob Rathgeber

Administrative Assistant Dorcas Patten

## About the Cover

New Cincinnati Reds manager John McNamara adorns the cover of the 1979 Media Fact Book. The day after McNamara was named skipper of the Big Red Machine, he was downtown, in uniform no less, and posed for the cover picture on Fountain Square.

# Table of Contents

Feature	Page
All-Star Data	114
Attendance Data	127-130
Batting, Final Official 1978	72
Batting, Opponents vs. Reds 1978	84-85
Batting, Reds All-Time 300 Hitters	88
Batting, Reds All-Time Top 5	96
Batting, Reds Breakdown 1978	82-83
Behind The Scenes	70
Championship Series, History, Results	115-116
Club Officials and Front Office Staff	3-7
Coaches	10-13
Day by Day, 1978	74-76
Grand Slam Home Runs	87
Gold Glove Winners	44
Hall of Fame, Reds in Cooperstown	59
Hall of Fame, Reds	42
Highs and Lows, 1978	22
History of Reds	105-107
Home Run Data	86-87
Hotels	49
Inter-Club Won-Lost Records	73, 79
Japanese Trip	77-78
League-Leading Performance by Reds	97
McNamara, John	8-9
Minor League Information	132-136
Most Valuable Player Data	112-113
Pinch-Hitting	34
Pitching, Lifetime Won-Lost	94
Pitching, Lifetime by Parks	94
Pitching, 20-game winners	92
Pitching, No-Hit Games	94
Pitching, Opponents Lifetime Records	93
Pitching, Reds Breakdown 1978	90-92
Pitching, Reds All-Time Top 5	96
Pitching, Winning Streaks	20
Player Sketches & Career Records	14-69
Radio Data	137
Radio Network	138
Red Seat Home Runs	60
Riverfront Stadium Data	126
Riverfront Stadium Diagram	120
Roster	143
Roster, All-Time	108-111
Rules & Regulations	104
Saves Leaders	16
Schedule, 1979, Day by Day	122-125
Scouting Roster	134
Season Records	98-99
Spring Training	140-142
Standings	80
Television Data	138
Ticket Data	121
Triple Crown Leaders, Reds	102-103
Wagner, Dick	4
World Series History, Results	117-119
Year-by-Year, Reds	100-101

\*Denotes league leader in career statistics

†Denotes tied for league lead in career statistics

# Cincinnati Reds Officials

## Officers

Louis Nippert .....	Chairman
Robert L. Howsam .....	Vice-Chairman
Richard Wagner .....	President and Chief Executive Officer
William J. Williams .....	Vice President
James R. Williams .....	Treasurer
Andrew Hopple .....	Secretary
Henry W. Hobson, Jr. ....	Assistant Secretary

## Board of Directors

Dr. William Hackett	A. E. Knowlton	John Sawyer
Henry W. Hobson, Jr.	Charles Lindberg	Richard Wagner
Andrew Hopple	Louis Nippert	James R. Williams
Robert L. Howsam	Mrs. Louis Nippert	William J. Williams
R. C. Hunt		William J. Williams, Jr.

## Front Office Staff

Richard Wagner .....	President and Chief Executive Officer
Roger Ruhl .....	Vice-President/Marketing
Dale Stoeber .....	Vice-President/Business Operations
Sheldon Bender .....	Vice-President/Player Personnel
Joe Bowen .....	Vice-President/Scouting
Ray Shore .....	Special Assignment Scout
Doug Bureman .....	Traveling Secretary
Gordy Coleman .....	Director Speakers Bureau
Doug Duennes .....	Director Stadium Operations
Jim Ferguson .....	Director Publicity
Dan Hunter .....	Director Group Sales
Bob Kruetzkamp .....	Administrative Staff
Ann Mansfield .....	Director Season Tickets and Customer Relations
D. L. Porco .....	Controller
Bob Rathgeber .....	Director Publications
Bill Stewart .....	Director Ticket Department
Jim Winters .....	Director Broadcasting
Cheryl Williams .....	Shopkeeper, 580 Gifts and News
Sal Artiaga .....	Assistant, Player Development and Scouting
Chris Krabbe .....	Assistant to Controller
Jim Fishback .....	Assistant Director Ticket Department
Patricia Mulrone .....	Administrative Assistant
Dorcas Patten .....	Administrative Assistant
Joyce Pfarr .....	Administrative Assistant
Lois Schneider .....	Administrative Assistant
John Chalk .....	Stadium Operations
Brooks Lawrence .....	Administrative Staff
Lubie Veal .....	Turf Superintendent
Larry Starr .....	Trainer
Bernie Stowe .....	Equipment Manager

(Accounting) Carl Scheidenberger, Greg Park, Norma Taylor, Janet Wendel; (Administrative) Pat Alsip, Marsha Beal, Bob Harrison, Dan Ober, Vicki Henderson, Charlie Taylor; (Broadcasting) Susan Burns; (Group Sales) Jonell Massey; (PBX) Betty Sheldon; (Marketing) Chris Carey, Jo Wheat; (Scouting) Wilma Mann; (Stadium Operations) Ginny Kamp, Dennis McMullen; (Tickets) Warren Brown, Dan Jackson, Mike Krekeler, John O'Brien, Nancy Owen, Anne Schmidt.

# Richard Wagner

## President and Chief Executive Officer

Few executives in sports can match Reds President Richard Wagner's diverse background and on-the-job education for the chief executive position of a baseball club.

Dick Wagner "touched a lot of bases" from the time he left his native Nebraska to join the Navy until his election as President and Chief Executive Officer of the Reds on April 13, 1978.

He enlisted in the Navy after high school graduation and followed the Pacific Coast League while stationed in San Diego. Medical Corpsman Wagner wrote dozens of letters seeking a job in baseball. Upon discharge, he landed one with the Detroit Tigers organization.

At age 19, he was the general manager of the Thomasville, Ga. club in the Georgia-Florida League. The moves were many in the minor leagues — to Flint, Miami, San Antonio, Hutchinson and finally Lincoln, Nebraska.



He left baseball in 1958 to take over the city auditorium in Lincoln for three years. Other positions included Promotion Director for Ice Capades and general manager of a radio station (KSAL, Salina, Kansas).

In 1964, a call came from a former baseball acquaintance Bob Howsam to be the promotions director with the St. Louis Cardinals.

Two years later Wagner accepted the challenge of Jack Kent Cooke to be the first general manager of The Forum, then in the construction stage in Los Angeles. But not long after his move back to the West Coast, Wagner got another call from Howsam. His old boss had moved to Cincinnati and needed a No. 2 man with the Reds. Wagner returned to baseball once more, planted roots in Cincinnati and has been an integral part of the Reds operation for the last 12 years.

Wagner tended to the Reds "business side" while Howsam concentrated on baseball's on-field activities and player development. By 1970, the Reds were transformed into pennant winners. And at the same time, fans attracted by promotions and new selling techniques were entering the turnstiles in record numbers.

When Bob Howsam announced the "changing of the guard" in February of 1978, Dick Wagner took over.

Richard Wagner was born October 19, 1927 in Central City, Nebraska. He married the former Gloria Larsen, also of Central City, in 1950. The Wagners have two children — a son Randy, a graduate student at Yale; and a married daughter, Cindy Dryak, presently a student at Ohio State.

## Roger Ruhl

### Vice-President, Marketing

Ruhl co-ordinates the Reds' marketing (sales, promotion, advertising, on-field activities). He over-



sees the season ticket, group sales and publications departments, as well as the Reds' 580 Gift Shop. A native Cincinnati, he graduated

from West Virginia University, where he was Sports Information Director. He was an information sergeant with the U. S. Army in Vietnam and Public Relations Director with the Cincinnati Royals before joining the Reds as Publicity Director in 1971. He became the Promotion/Sales Director in 1973 and assumed his present position in April, 1978. He and his wife Lynne have a daughter.

## Dale Stoeber

### Vice-President, Business Operations

Stoeber has risen through the ranks in his 13 years with the Reds. He started as a part-timer while in



school at the University of Cincinnati, where he graduated in Business Administration with a degree in accounting. He

joined the Reds full-time in 1970 in the Accounting Dept. He was named Ticket Director in 1973, Business Manager in 1976, and promoted to his present position in April, 1978. He oversees the Reds Accounting, Stadium Operations and Ticket Departments, and coordinates the club's data-processing. He and his wife Cheryl have two sons. His brother Mark is a pitcher in the Toronto organization.

## Sheldon Bender

### Vice-President, Player Personnel

"Chief" Bender (no relation to the old-time ballplayer) coordinates the Reds minor league operations. He



is responsible for the instruction and development of the young talent on the six minor league clubs in the Reds farm system. Bender is in his 35th

year in baseball. Chief played (infielder, later a pitcher) and managed in the minor leagues for 12

## Joe Bowen

### Vice-President, Scouting

Bowen directs a network of 18 full-time scouts and dozens of part-time and recommending scouts. His staff



sees about 6,000 high school, college, American Legion and other amateur games each year, and they file reports on 2,000 players. He

is responsible for providing the flow of talent into the Reds farm system. Bowen is a graduate of

(Continued on page 6)

(Continued on page 6)

## **Sheldon Bender** (Continued from page 5)

seasons. He was with the St. Louis Cardinals organization from 1948 to 1966, before joining the Reds as Director of Player Personnel in 1967. He was named to his present position in April, 1978. His baseball career was interrupted in its early years by World War II, and he served in the Navy and Marines in the South Pacific. Bender and his wife Dotty have a son.

## **Joe Bowen** (Continued from page 5)

Salem (W. Va.) College and holds a master's degree from Temple University. His baseball career spans 30 years, and three organizations (Brooklyn, Pittsburgh and Cincinnati). He joined the Reds as a scout in 1967 and became the Director of Scouting the following year. He was named to his present position in April, 1978. He and his wife Betty live in Cincinnati.

---

## **Front Office Staff**

**RAY SHORE, Special Assignment Scout**, works almost exclusively at the major league level. During the season he usually stays one jump ahead of the Reds, scouting the next opponent. Shore broke into baseball as a catcher. His career was interrupted early by World War II. He turned pitcher in 1946 and spent most of the next 12 seasons in the minors, except for three partial seasons (1946-48) with the St. Louis Browns. He was a Reds coach from 1963-67. He and his wife Kathy live in Cincinnati.

**DOUG BUREMAN, Traveling Secretary**, coordinates all phases of travel for the Reds players and staff, dealing with airlines, bus companies, hotels, etc. Team travel totals about 35,000 miles a year, though Japan boosted Bureman's first-year to 55,000. During spring training, his duties expand to the role of a kind of "jack of all trades." A Springfield, O. native, he holds undergraduate and graduate degrees (Sports Administration) from Ohio University. He is single.

**GORDY COLEMAN, Director of Speaker's Bureau**, is literally a non-stop talker in his role with the Reds. He makes some 200 speeches and appearances annually. Coleman, a former Reds first baseman (1961-67), is a member of the Reds Hall of Fame. He attended Duke University. He and his wife Marion have one son.

**DOUG DUENNES, Director of Stadium Operations**, attended the University of Cincinnati and was with MacGregor-Brunswick before joining the Reds in 1975. He became Acting Stadium Operations Director in July, 1978 and was named to the position on a permanent basis in October. He is responsible for the day-to-day operation of the stadium for the Reds. On game days, his department swells with more than 300 part-time, game personnel (ushers, ticket takers, clean-up, grounds crew). He is single and a Cincinnati native.

**JIM FERGUSON, Director of Publicity**, is in his seventh season with the Reds. He deals with print and broadcast media which cover the Reds. An Ohio State graduate in journalism, Ferguson covered the Reds for 14 years while a sportswriter with the Dayton Daily News. He's a native of Jamestown, Ohio. He and his wife Joanne have a son and a daughter.

**DAN HUNTER, Director of Group Sales**, is a graduate of the University of Dayton. A Lima, OH, native, Hunter joined the Reds in 1974. He was named to his present position in 1977. His department handles ticket sales for groups of 30 or more attending Reds' games. He and his wife Cheri have one daughter.

**BOB KRUEZKAMP, Administrative Staff**, returned home to the Reds in June, 1978. He worked part-time for the Reds from 1973 to 1975 while in college. A Northern Kentucky native (Ft. Mitchell), he graduated from Xavier University with an A.B. in economics in 1975. He graduated from Duke Law School in 1978. He is single.

**ANN MANSFIELD, Director of Season Tickets**, is a graduate of the University of North Carolina where she earned Phi Beta Kappa honors. The first woman department head for the Reds, coordinates Season Ticket Sales and supervises the work of a four-person staff. Her duties also include Customer Relations. She lives in her native Ft. Thomas, KY.

**LOU PORCO, Controller**, is the most popular man at the Reds on the first and fifteenth of every month. He supervises all financial matters, payroll and internal auditing of the club. He has headed the accounting department since 1961. He's a graduate of New York University. He and his wife Billie have two daughters and a son.

**BOB RATHGEBER, Director of Publications**, starts his ninth season with the Reds. He is responsible for publications like the Media Fact Book, the Yearbook Magazine, RedsVue and the Scorebook. He also writes the radio show, "Reds Scrapbook," and supervises the operation of the scoreboard. Bob and his wife Karon have two sons.


**BILL STEWART, Director of Ticket Department**, joined the Reds in 1978 after directing the Ohio University Sports Administration program for six years. A native of Troy, OH, Stewart coached and taught in Springfield for 19 years, and served as head coach at Springfield North. He graduated from Wittenberg, has a Master's Degree in Physical Education from Alabama and earned his doctorate in P.E. from Indiana. He and his wife Marilyn have two sons.

**JIM WINTERS, Director of Broadcasting**, heads one of the largest radio networks in professional sports. A former executive with a broadcast group in New England, he puts together the total Reds radio package which includes spring training games, regular season games, and pre- and post-game shows. He also handles advertising sales for RedsVue and the Riverfront Stadium scoreboard. He and his wife Barbara have two daughters and a son.

**CHERYL WILLIAMS, Shopkeeper, 580 Gifts and News**, manages the Reds official gift shop and newsstand in downtown Cincinnati. She is responsible for the buying and selling of merchandise. She grew up in the Northern Kentucky suburb of Erlanger and attended Miami University. She started work at 580 in 1975 and was elevated to Shopkeeper in June, 1977.

## John McNamara

No. 3. Manager. Born 6-4-32, Sacramento, Ca. Resides Sacramento, Co. Batted right. Threw right. Ht. 5-10. Wt. 175. Married Kathleen Fordon. Children Peggy (8-9-56), Mike (12-7-57), Maureen (1-10-60) and Susan (9-12-63). Full Name John Francis McNamara.



Quiet, sincere John McNamara took over as manager of the Cincinnati Reds on Nov. 28, 1978, saying that he would try to "build an atmosphere of pride, a winning atmosphere" on the Cincinnati team, "which is what I've tried to do everywhere I've managed." The 46-year-old native of Sacramento, Ca., where he still resides in the off-season, has been managing for a long time, starting at Lewiston, Idaho, in the Class B Northwest League in 1959 when John was just 26 years old. The Reds are the third major league team that McNamara has served as manager. His overall record at Oakland and San Diego was 321-388. McNamara has been in the major leagues as a manager or coach for the last 11 years. Prior to joining the Reds, John was working his way up and down the West Coast, working for four of the five California-based major league teams. The former catcher was named manager at Oakland late in the 1969 season, where he was in his second year as a coach. His 1970 team finished second in the Western Division with an 89-73 record, the best finish and record for an A's team in 38 years. McNamara then moved across San Francisco Bay to join the Giants as a coach in 1971-72-73. He was named manager of the San Diego Padres in 1974 and stayed until mid-1977. His 1975 and 1976 teams had the two best records in Padre history until this past season. McNamara was third base coach for the California Angels in 1978. He managed in the minor leagues for nine years, part of the time as a playing manager. His last two years were for A's farm teams at Mobile (1966) and Birmingham (1967), where he won championships and helped develop such players as Sal Bando, Reggie Jackson, Joe Rudi and Rollie Fingers, who were instrumental in Oakland's three consecutive World Championships in the early 1970s. McNamara first entered professional baseball as an 18-year-old catcher for Fresno, Ca., in 1951 and progressed to Class AA before he turned to managing. He developed his managing philosophy at such way stations as Lewiston, Idaho; Binghamton, N. Y.; Dallas, Birmingham and Mobile before moving to the

major leagues. "I don't have much to say, but if I have, I say it. I had respect and discipline when I managed at Oakland and San Diego and I expect it to continue here. Rules that are good for one player are good for all 25. The door of my office is always open. If a player has something to say to me or I have something to say to him, we'll both know where we stand when our meeting is over. Honesty in dealing with players is very important. They may not like what you say and you may have a tough time saying it, but you have to level with people."

Year	Club	Avg.	G	AB	R	H	2B	3B	HR	RBI	BB	SO	SB
1951	Fresno	.209	60	182	20	38	2	0	0	12	42	43	1
1952	Houston	.077	6	13	0	1	0	0	0	0	0	2	2
1952	Lynchburg	.178	102	303	25	54	8	0	0	19	42	41	1
1953			Military Service										
1954			Military Service										
1955	Lewiston	.239	129	427	49	102	24	4	1	54	53	54	7
1956	Sacramento	.171	76	181	22	31	5	1	1	18	16	31	1
1956	Albuquerque	.277	29	83	11	23	2	2	1	9	25	14	2
1957	Tulsa	.149	19	47	5	7	2	0	0	5	8	14	1
1957	Amarillo	.280	43	93	17	26	8	0	0	21	27	11	0
1958	Lewiston	.276	133	439	62	117	20	2	2	63	65	56	2
1959	Lewiston	.248	141	491	74	122	25	4	1	44	62	64	12
1960	Lewiston	.253	120	387	62	98	19	2	0	42	60	53	4
1961	Lewiston	.265	77	204	28	54	6	0	0	27	41	32	1
1962	Lewiston	.274	93	281	41	77	11	2	1	33	51	49	2
1963	Birmingham	.226	69	199	19	45	10	1	0	24	36	34	2
1964	Dallas	.194	13	13	1	6	0	0	0	1	2	14	0
1965			Did Not Play										
1966	Mobile	.235	8	17	3	4	0	0	0	0	3	4	0
1967	Birmingham	.000	2	6	1	0	0	0	0	1	2	1	0

### Managerial

Year	Club	League	Position	Won	Lost
1959	Lewiston*	Northwest	Second (1st half)	36	34
			Third (2nd half)	39	32
1960	Lewiston	Northwest	Third (1st half)	38	29
			Third (2nd half)	40	34
1961	Lewiston*†	Northwest	First (1st half)	41	25
			Second (2nd half)	43	31
1962	Lewiston	Northwest	Fifth (1st half)	31	38
			Fourth (2nd half)	35	37
1963	Binghampton	Eastern	Fourth	65	75
1964	Dallas	Pacific Coast	Sixth	53	104
1965	Birmingham	Southern	Eighth	54	85
1966	Mobile	Southern	First	88	52
1967	Birmingham	Southern	First	84	55
1969	Oakland‡	American	Second	8	5
1970	Oakland	American	Second	89	73
1974	San Diego	National	Sixth	60	102
1975	San Diego	National	Fourth	71	91
1976	San Diego	National	Fifth	73	89
1977	San Diego§	National	Fourth	20	28

\*—best overall record

†—won playoff

‡—replaced Hank Bauer, Sept. 19

§—replaced by Alvin Dark, May 30

Coach—Oakland, 1968-69

Coach—San Francisco, 1971-72-73

Coach—California, 1978

# Harry Dunlop



No. 4. Coach. Born 9-6-33, Sacramento, Ca. Resides Sacramento, Ca. Batted left. Threw right. Ht. 6-2. Wt. 195. Married Joanne Aradis. Children Laura (9-1-58), David (3-21-60), Susan (7-31-62). Full Name Harry Alexander Dunlop.

Harry Dunlop, a major league coach for eight seasons and a minor league manager for 10, is one of two new coaches on the Reds' staff this season.

Year	Club	Avg.	G	AB	R	H	2B	3B	HR	RBI	BB	SO	SB
1952	Bristol	.255	16	55	4	16	4	0	0	8	10	4	1
1952	Burlington	.238	70	223	19	53	9	0	1	31	30	23	3
1953-54													
1955	Lincoln	.232	84	250	28	58	8	0	1	29	39	33	3
1956	New Orleans	.231	9	26		6							
1956	Williamsport	.250	96	296	22	74	14	0	2	36	31	24	0
1957	Lincoln	.198	87	252	22	50	5	2	1	15	27	29	1
1958	Tucson	.349	112	427	70	149	26	8	4	77	48	23	12
1959	Tri-City	.263	134	453	58	118	22	0	3	60	65	28	6
1960	Tri-City	.333	119	387	58	129	22	0	2	68	58	21	6
1961	Stockton	.287	103	348	47	100	9	0	1	37	46	25	8
1962	Stockton	.249	78	201	22	50	9	1	1	24	26	16	1
1963	Stockton	.354	19	48	9	17	4	0	2	8	5	5	1
1964	Stockton	.246	28	69	7	17	0	0	2	6	5	8	0
1965	Quad Cities	.306	15	36	4	11	2	1	0	3	4	3	0
1966	Quad Cities	.429	9	14	1	6	2	0	0	1	3	0	0
1967													
1968	Seattle	.000	1	1	0	0	0	0	0	0	0	1	0

## Managerial

Year	Club	League	Position	Won	Lost
1958	Tucson	Arizona-Mexico	Second	66	54
1961	Stockton	California	Sixth (1st half)	21	46
			Third (2nd half)	33	36
1962	Stockton	California	Sixth (1st half)	33	38
			Third (2nd half)	37	30
1963	Stockton*#	California	Second (1st half)	41	31
			First (2nd half)	46	21
1964	Stockton	California	Fourth (1st half)	34	35
			Sixth (2nd half)	35	35
1965	Quad Cities	Midwest	Ninth (1st half)	25	37
			Seventh (2nd half)	28	33
1966	Quad Cities	Midwest	Sixth (1st half)	30	31
			Fourth (2nd half)	33	40
1967	San Jose*#	California	First (1st half)	46	22
			Second (2nd half)	40	30
1977	Wichita	American Assn.	Second (West Div.)	68	64
1978	Wichita	American Assn.	Fourth (West Div.)	58	77

\*—won playoff, #—Named Manager of Year in league.

Coach — Seattle (PCL) 1968, Kansas City 1969-1975, Chicago Cubs 1976

## Bill Fischer



No. 6. Pitching Coach. Born 10-11-30, Wausau, WI. Resides Sarasota, FL. Batted Right. Threw Right. Ht. 6-0. Wt. 210. Married Joan Priebe. Children Patti (2-16-57), Mary (2-23-58) and Michael (12-17-60). Named coach 12-1-78. Full Name William Charles Fischer.

Bill Fischer, who spent the last four years as minor league pitching coach in the Kansas City Royals organization, was appointed pitching coach of the Reds by new manager John McNamara. Fischer was an American League pitcher for nine years before joining the Kansas City organization in 1969 as a scout. "He comes to us very highly recommended," said Reds President Dick Wagner. "We are happy to have Bill Fischer as our new pitching coach." Originally signed by the Chicago White Sox, Fischer pitched also for Detroit, Kansas City, Washington and Minnesota. While with Kansas City in 1962 he set the major league record for pitching 84 $\frac{1}{3}$  consecutive innings without allowing a base on balls.

Year	Club	W-L	ERA	G	GS	CG	IP	H	R	ER	BB	SO
1948	Wisc. Rapids	14-3	2.63	19	19	16	147	131	66	43	47	118
1949	Hot Springs	16-15	3.89	34	34	19	227	272	148	98	94	140
1950	Memphis	1-1	5.79	5	3	1	14	17	9	9	10	9
1950	Waterloo	11-7	4.12	25	25	13	177	155	97	81	93	138
1951	Waterloo	5-10	3.77	24	24	8	124	121	66	92	63	63
1951	Colo. Springs	3-6	8.17	16	16	1	65	82	63	59	46	46
1954	Memphis	14-12	3.86	35	28	11	203	207	107	87	73	92
1955	Memphis	5-15	4.85	34	28	10	204	213	120	110	82	73
1956	Chicago (AL)	0-0	18.00	3	0	0	2	6	4	4	1	2
1956	Toronto	5-3	3.09	13	9	3	64	68	22	22	14	24
1956	Vancouver	6-8	4.66	16	14	4	97	125	54	50	26	40
1957	Chicago (AL)	7-8	3.48	33	11	3	124	139	50	48	35	48
1958	Chi-Det-Wash	4-10	5.71	42	6	0	88	113	71	62	31	42
1959	Washington	9-11	4.28	34	29	6	187	211	98	89	43	62
1960	Wash-Det	8-8	4.30	40	13	2	132	135	68	63	35	55
1961	Det-KC	4-2	4.62	41	1	0	68	80	37	35	23	30
1962	Portland	2-2	1.00	13	0	0	36	23	8	4	7	26
1962	Kansas City	4-12	3.94	34	16	5	128	150	61	56	8	38
1963	Kansas City	9-6	3.56	45	2	0	96	86	44	38	29	14
1964	Minnesota	0-1	7.71	9	0	0	7	16	6	6	5	2
1965	Indianapolis	11-10	3.37	30	21	9	163	158	76	61	18	91
1966	Indianapolis	11-6	2.35	37	16	6	165	144	50	43	23	110
1967	Indianapolis	12-4	2.36	24	13	8	118	123	47	31	12	55
1968	Hawaii	8-9	3.11	24	19	4	139	137	57	48	15	46
<b>Major League Totals</b>		<b>45-58</b>	<b>4.34</b>	<b>281</b>	<b>78</b>	<b>16</b>	<b>831</b>	<b>936</b>	<b>439</b>	<b>401</b>	<b>210</b>	<b>313</b>

## Russ Nixon

No. 2. Coach. Born 2-19-35, Cleves, Oh. Resides Williamsburg, Oh. Batted Left. Threw Right. Ht. 6-1. Wt. 185. Married Glenda Carder. Children Rebel, Chris, Misty and Samantha. Named Coach 12-10-75. Full Name Russell Eugene Nixon.



Russ Nixon has spent the last nine seasons in the Cincinnati organization, and is now starting his fourth year as a coach of the Big Red Machine. Prior to joining the major league staff in 1976, Nixon was a successful minor league manager. In his six seasons as a manager, he finished first once, and second four other times. He is a native of the Cincinnati area and was a standout amateur player at Western Hills High School. He was also the American Legion Player of the Year in the United States in 1951. Russ was a major league catcher for 13 seasons, spending his time with Cleveland, Boston and Minnesota.

Year	Club	Pct.	G	AB	R	H	2B	3B	HR	RBI	BB	SO	SB
1953	Green Bay	.336	43	137	17	46	6	5	0	30	12	25	1
1954	Jack. Beach	*.387	125	465	114	180	*36	12	6	96	67	27	8
1955	Keokuk	*.385	94	358	66	138	29	2	5	77	53	44	2
1956	Indianapolis	.319	105	320	38	102	19	5	4	44	23	25	3
1957	Cleveland	.281	62	185	15	52	7	1	2	18	12	12	0
1958	Cleveland	.301	113	376	42	113	17	4	9	46	13	38	0
1959	Cleveland	.240	82	258	23	62	10	3	1	29	15	28	0
1960	Cleveland	.244	25	82	6	20	5	0	1	6	6	6	0
1960	Boston	.298	80	272	24	81	17	3	5	33	13	23	0
1961	Boston	.289	87	242	24	70	12	2	1	19	13	19	0
1962	Boston	.278	65	151	11	42	7	2	1	19	8	14	0
1963	Boston	.268	98	287	27	77	18	1	5	30	22	32	0
1964	Boston	.233	81	163	10	38	7	0	1	20	14	29	0
1965	Toronto	.323	31	93	10	30	3	2	0	14	12	12	2
1965	Boston	.270	59	137	11	37	5	1	0	11	6	23	0
1966	Minnesota	.260	51	96	5	25	2	1	0	7	7	13	0
1967	Minnesota	.235	74	170	16	40	6	1	1	22	18	29	0
1968	Pittsfield	.212	41	137	15	29	3	2	0	13	13	15	0
1968	Boston	.153	29	85	1	13	2	0	0	6	7	13	0
<b>Major League Totals</b>		<b>.268</b>	<b>906</b>	<b>2504</b>	<b>215</b>	<b>670</b>	<b>115</b>	<b>19</b>	<b>27</b>	<b>266</b>	<b>154</b>	<b>279</b>	<b>0</b>

### Managerial

Year	Club	League	Position	Won	Lost
1970	Sioux Falls	Northern	Sixth	24	46
1971	Tampa	Florida State	Second (West)	79	61
1972	Tampa	Florida State	Second (West)	66	64
1973	Tampa	Florida State	Fourth (North)	73	71
1974	Tampa	Florida State	First (North)	68	64
1975	Tampa	Florida State	Second (North)	72	59

## Ron Plaza

No. 11. Coach. Born 8-24-34, Passaic, N.J. Resides St. Petersburg, Fl. Batted Right. Threw Right. Ht. 6-0. Wt. 180. Married Phyllis Day. Children David, Sherry, Tina and Allison. Full name Ronald Charles Plaza.



Veteran Ron Plaza is in his second year as a member of the Cincinnati Reds coaching staff. He uses his 27 years of baseball experience to a great advantage as a member of the coaching staff. He is in his ninth year as a member of the Cincinnati organization and he's worked with nearly every player in the organization either in spring training or on a day-to-day basis during the season when he was formerly the Reds Field Coordinator of all minor league activities. Plaza also managed in the Cincinnati farm system, piloting the Reds club in the Gulf Coast Rookie League for four years. He was a coach with the Seattle Pilots in the major leagues in 1969.

Year	Club	Pct.	G	AB	R	H	2B	3B	HR	RBI	BB	SO	SB
1951	Johnston C.	.302	56	212	45	64	16	2	4	34	42	61	7
1952	Albany	.211	135	497	75	105	11	3	9	47	72	69	3
1953	Hamilton	.273	123	455	85	124	*37	7	6	106	102	74	13
1954	Allentown	.260	137	485	58	126	19	11	6	67	74	83	5
1955	Allentown	.284	119	423	66	120	19	9	8	79	70	69	18
1956	Rochester	.297	121	417	69	124	23	1	5	30	55	66	2
1957	Rochester	.221	144	467	54	103	17	5	14	49	74	67	2
1958	Omaha	.238	145	478	59	114	21	7	3	36	43	75	5
1959	Omaha	.246	133	472	55	116	20	6	4	48	38	63	4
1961	Charleston	.245	98	274	32	67	16	1	5	36	33	41	0
1962	Atlanta	.191	100	230	24	44	6	2	1	23	24	26	1

### Managerial

Year	Club	League	Position	Won	Lost
1963	Billings	Pioneer	Third (1st Half)	28	30
			Fourth (2nd Half)	33	36
1964	Winnipeg	Northern	Fourth	52	65
1965	Cedar Rapids	Midwest	Sixth (1st Half)	28	29
			Second (2nd Half)	34	23
1966	Cedar Rapids	Midwest	Third (1st Half)	33	25
			First (2nd Half)	48	15
1967	St. Petersburg	Florida State	First (1st Half)	50	22
			First (2nd Half)	46	21
1968	St. Petersburg	Florida State	Second	80	63
1970	Bradenton	Gulf Coast	Sixth	25	35
1971	Bradenton	Gulf Coast	Fourth	23	29
1972	Bradenton	Gulf Coast	Eighth	21	39
1973	Bradenton	Gulf Coast	Eighth	20	32

## Rick Auerbach

No. 23. Infielder. Born 2-15-50, Glendale, Calif. Resides Calabasa, Calif. Bats Right. Throws Right. Ht. 6-0. Wt. 175. Single. Purchased from Texas Rangers, 6-15-77. Full Name Fredrick Steven Auerbach.



Rick Auerbach put together a notable hitting streak in 1978. It didn't get the attention generated by Pete Rose's 44-game streak, but hitting safely in 10 straight games was quite an achievement for the handyman infielder, since it extended over six weeks and came under the toughest of conditions for a hitter. The 28-year-old bachelor had little room for error as he made it to the plate just 19 times in getting the 12 hits that kept his streak alive. Auerbach, who gives the Reds dependable work whether he is used at second, short or third, had the luxury of a starting role just four times in the streak. He kept it alive as a pinch-hitter five times and once when he was in a game as a defensive replacement. During the streak, Auerbach batted at a .632 clip, which helped him to a final .327 average, best on the club. Rick batted .538 as a pinch-hitter during the season, including a game-winning double to beat San Francisco in the 13th inning of an early season game. Auerbach credited part of his success to an off-season weight-lifting program that put muscles on his slight frame.

Year	Club	Pct.	G	AB	R	H	2B	3B	HR	RBI	BB	SO	SB
1969	Billings	.286	12	49	12	14	4	0	3	9	11	11	0
1969	Clinton	.227	63	203	37	46	8	3	1	20	24	32	7
1970	Clinton	.325	28	117	26	38	5	1	1	5	12	12	16
1970	Portland	.300	80	300	52	90	15	2	3	19	37	31	17
1971	Milwaukee	.203	79	236	22	48	10	0	1	9	20	40	3
1971	Evansville	.247	63	227	41	56	10	5	3	18	28	28	21
1972	Milwaukee	.218	153	554	50	121	16	3	2	30	43	62	24
1973	Milwaukee	.100	6	10	2	1	1	0	0	0	0	1	0
1973	Albuquerque	.251	74	255	45	64	7	3	1	26	27	26	16
1974	Los Angeles	.342	45	73	12	25	0	0	1	4	8	9	4
1975	Los Angeles	.224	85	170	18	38	9	0	0	12	18	22	3
1976	Los Angeles	.128	36	47	7	6	0	0	0	1	6	6	0
1977	Tidewater	.235	22	81	8	19	4	0	0	7	6	13	1
1977	Cincinnati	.156	33	45	5	7	2	0	0	3	4	7	0
1978	Cincinnati	.327	63	55	17	8	6	0	2	5	7	12	1
<b>A.L. Totals</b>		.213	238	800	74	170	27	3	3	39	63	103	27
<b>N.L. Totals</b>		.215	262	390	59	84	17	0	3	25	43	56	8
<b>Major League Totals</b>		.213	500	1190	133	254	44	3	6	64	106	159	35

### Championship Series

Year	Club	Pct.	G	AB	R	H	2B	3B	HR	RBI	BB	SO	SB
1974	Los Angeles	1.000	1	1	0	1	1	0	0	0	0	0	0

### World Series

Year	Club	Pct.	G	AB	R	H	2B	3B	HR	RBI	BB	SO	SB
1974	Los Angeles	.000	1	0	0	0	0	0	0	0	0	0	0

## Doug Bair

No. 40. Pitcher. Born 8-22-49, Defiance, Ohio. Resides Cincinnati, Ohio. Bats Right. Throws Right. Ht. 6-0. Wt. 180. Married Connie Taylor. Acquired from Oakland for Dave Revering and cash 2-25-78. Full Name Charles Douglas Bair.



The emergence of Doug Bair, a 29-year-old righthander, as the ace of the bullpen was one of the top developments of the 1978 season for the Reds. Bair was an unknown factor when he joined the team from Oakland in the early days of spring training. By the end of the season, he had established himself as one of the top relief pitchers in baseball. His total of 28 saves was the third highest total in the National League and his 1.98 earned run average was the lowest in the N.L. for any pitcher with 100 or more innings. Bair, an Ohio native and a product of Bowling Green State University, languished in the Pittsburgh farm system for six years, waiting for a chance, so he got particular delight when he got a chance to come back to the National League. Bair knew he had to make an impression on the Reds and the hard-throwing Bair had the perfect formula—he didn't allow a run in his first 12 relief appearances for the Reds, a total of 19 $\frac{2}{3}$  innings. That was enough to convince that he was the "stopper" the Reds were missing in 1977. Bair had two other torrid streaks during the season, in addition to his fast

(Continued on page 16)

Year	Club	W-L	ERA	G	GS	CG	IP	H	R	ER	BB	SO
1971	Salem	2- 3	5.90	6	6	1	29	35	22	19	26	18
1971	Waterbury	1- 0	0.00	1	1	1	7	5	0	0	0	2
1972	Salem	15- 7	2.85	24	24	15	180	170	86	57	95	186
1972	Charleston	0- 0	6.75	1	1	0	4	5	3	3	0	5
1973	Charleston	7-11	4.39	26	26	3	158	173	103	77	87	94
1974	Charleston	7-16	4.07	26	26	11	170	166	87	77	91	117
1975	Charleston	9-12	3.01	26	26	7	167	157	72	56	58	113
1976	Charleston	7-10	3.18	45	0	0	122	102	48	43	57	108
1976	Pittsburgh	0- 0	6.00	4	0	0	6	4	4	4	6	4
1977	San Jose	5- 2	2.18	20	0	0	33	24	8	8	17	49
1977	Oakland	4- 6	3.47	45	0	0	83	78	39	32	57	68
1978	Cincinnati	7- 6	1.98	70	0	0	100	87	23	22	38	91

**N. L. Totals** 7- 6 2.21 74 0 0 106 91 27 26 44 95

**A. L. Totals** 4- 6 3.47 45 0 0 83 78 39 32 57 68

**Major League Totals** 11-12 2.76 119 0 0 189 169 66 58 101 163

**LIFETIME MAJOR LEAGUE HITTING:** AB—14, H—2, HR—0, RBI—1, Pct.—.143.

**LIFETIME MAJOR LEAGUE SAVES:** 1977—8, 1978—28. Total—36.

start. From July 3 through Aug. 15, a stretch of 18 appearances and 29 innings, Bair gave up just one earned run as he was credited with four victories and nine saves. He was the Player of the Week once during that time and just missed being named Pitcher of the Month for July. Bair also had a September streak in which he picked up six saves and a win from nine appearances, allowing one run in 11 $\frac{2}{3}$  innings. But the best thing about Bair was his total consistency throughout the season. He allowed only 22 earned runs all year and 10 of them came in just three appearances. That made it easy to keep running Bair into the game. He was in 70 times, in fact, and the Reds won 50 of those games. Not bad for a fellow who was an unknown factor when the season opened.

### 1978 N.L. Saves Leaders

Relief ace Doug Bair was the third ranking collector of saves among National League pitchers in 1978 with a total of 28. Only Rollie Fingers of San Diego with 37 and Kent Tekulve of Pittsburgh had more than Bair. Following is a list of the top 10 saves leaders in the National League in 1978:

Fingers .....	37	Forster .....	22
Tekulve .....	31	Reed .....	17
BAIR .....	28	Lockwood .....	15
Sutter .....	27	Lavelle .....	14
Garber .....	25	Garman .....	13

### Reds All-Time Saves Leaders

Following are all-time Reds saves leaders since the statistical category was first officially recognized in 1969:

Clay Carroll .....	102	Tom Hall .....	17
Pedro Borbon .....	74	Joe Gibbon .....	11
Wayne Granger .....	73	Don Gullett .....	11
Rawly Eastwick .....	57	Manny Sarmiento .....	6
Doug Bair .....	28	Dale Murray .....	6
Will McEnaney .....	24		

## Johnny Bench

No. 5. Catcher. Born 12-7-47, Oklahoma City, Okla. Resides Cincinnati, O. Bats Right. Throws Right. Ht. 6-1. Wt. 215. Single. Acquired as No. 2 draft choice, Regular Phase, June, 1965. Full Name Johnny Lee Bench.



Johnny Bench bounced back from a painful back problem to put on a strong performance in the second half of the season and continue to make inroads on some impressive career goals. The 1978 achievement of which the 31-year-old catcher is most proud came on a September night in Atlanta when he made his 100th catching appearance of the season. It was his 11th consecutive season of catching at least 100 games, extending his own National League record and leaving him just two short of Bill Dickey's major league record of 13 consecutive seasons, which Bench says is his No. 1 personal goal. "I didn't think I was going to make it this year," admitted Bench, who finished the season with 107 games as a catcher. "As you get older, it gets tougher. Nothing that I can think of is more physically demanding than catching day after day." Bench had not just caught in 100 games, but well past that. In his 10 previous seasons, he had a low of 121 games as a catcher and had averaged 137. He made it in 1978 despite going more than a month without catching because of his back problem. Bench, in fact, made it up to the plate as a hitter just three times between May 27 and June 30. Even then he made a contribution to the Reds, crashing a two-out pinch homer in the bottom of the ninth to account for a 3-2 victory over Pittsburgh. Despite his physical problems and an off-season, the fans around the country paid tribute to Bench's ability by voting him into the starting lineup for the All-Star game, which he had appeared in for 10 straight years. Bench was replaced at his own request, because of his physical condition. After the All-Star break, he became a positive factor for the Reds despite a cumbersome corset-type brace he had to wear to ease the strain on his back. In the first seven games after the All-Star break, Bench had six two-hit games to boost his average from .224 to .257. Despite continuing physical problems with his chest and an ankle as well as his back, Bench posted a .294 batting average in the second half of the season and finished with 23 homers and 73 RBIs. His career total of 1,111 RBIs rank fourth all-time among catchers, trailing only Yogi Berra (1,430), Bill Dickey (1,209) and Gabby Harnett (1,179). He could surpass two of them with a big year in 1979. One of Bench's homers

was the 300th of his career, making him the 41st player in major league history to reach that total. Berra, with 358, is the only other catcher on that list. Johnny's last homer of the season, which boosted his career total to 310, with his 9th career grand slam, extending his own club record. Among Bench's career achievements are National League MVP awards in 1970 and 1972; World Series MVP in 1976; and a record as the only player to be voted into the starting lineup all nine years that fans have done the All-Star voting. He has hit two or more homers in a game 15 times in his career, including a pair of 3-homer games. He and teammate George Foster are the only active players who have won league RBI titles three times.

### Bench Catches 1,500 Games

Johnny Bench remained one of the top defensive catchers in baseball history after his performance in 1978. Johnny caught in 107 games, running his career total behind the plate to 1,500, only 418 short of the all-time record set by Al Lopez. Bench's career fielding percentage remained at .991, less than one point off the all-time NL mark set by Johnny Edwards. Bill Freehan holds the big league record of .993. Following is a career breakdown of Bench's defensive work:

Year	G	PO	Assts.	E	PB	Pct.
1967	26	175	16	1	2	.995
1968	154	942	102	9	18	.991
1969	147	793	76	7	14	.992
1970	140	759	73	12	9	.986
1971	141	687	59	9	6	.988
1972	130	742	56	6	2	.993
1973	134	693	61	4	8	.995
1974	137	757	68	6	3	.993
1975	121	568	51	7	0	.989
1976	128	651	60	2	5	.997
1977	135	705	66	10	3	.987
1978	107	605	48	7	12	.989
<b>Total</b>	<b>1500</b>	<b>8077</b>	<b>736</b>	<b>80</b>	<b>82</b>	<b>.991</b>

### Active Players with 1,000 RBI's

Johnny Bench is one of eight active major leaguers who have knocked in more than 1,000 runs in their major league careers. Only three other catchers in major league history have ever accomplished the feat — Yogi Berra, Bill Dickey and Gabby Hartnett. Following is a list of the eight active players with more than 1,000 RBI:

Carl Yastrzemski	.....1525	Tony Perez	.....1284	JOHNNY BENCH	.....1111
Willie McCovey	.....1482	Rusty Staub	.....1255	Ron Fairly	.....1040
Willie Stargell	.....1392	Lee May	.....1124		

Year	Club	Pct.	G	AB	R	H	2B	3B	HR	RBI	BB	SO	SB
1965	Tampa	.248	68	214	29	53	13	1	2	35	27	32	2
1966	Peninsula	.294	98	350	59	103	16	0	22	68	36	69	0
1966	Buffalo	.000	1	0	0	0	0	0	0	0	0	0	0
1967	Buffalo	.259	98	344	39	89	17	2	23	68	21	68	2
1967	Cincinnati	.163	26	86	7	14	3	1	1	6	5	19	0
1968	Cincinnati	.275	154	564	67	155	40	2	15	82	31	96	1
1969	Cincinnati	.293	148	532	83	156	23	1	26	90	49	86	6
1970	Cincinnati	.293	158	605	97	177	35	4	*45	*148	54	102	5
1971	Cincinnati	.238	149	562	80	134	19	2	27	61	49	83	2
1972	Cincinnati	.270	147	538	87	145	22	2	*40	*125	100	84	6
1973	Cincinnati	.253	152	557	83	141	17	3	25	104	83	83	4
1974	Cincinnati	.280	160	621	108	174	38	2	33	*129	80	90	5
1975	Cincinnati	.283	142	530	83	150	39	1	28	110	65	108	11
1976	Cincinnati	.234	135	465	62	109	24	1	16	74	81	95	13
1977	Cincinnati	.275	142	494	67	136	34	2	31	109	58	95	2
1978	Cincinnati	.260	120	393	52	102	17	1	23	73	50	83	4

**Major League Totals .268 1633 5947 876 1593 311 22 310 1111 705 1024 59**

### Championship Series

Year	Club	Pct.	G	AB	R	H	2B	3B	HR	RBI	BB	SO	SB
1970	Cincinnati	.222	3	9	2	2	0	0	1	1	3	1	0
1972	Cincinnati	.333	5	18	3	6	1	1	1	2	1	3	2
1973	Cincinnati	.263	5	19	1	5	2	0	1	1	2	3	0
1975	Cincinnati	.077	3	13	1	1	0	0	0	0	1	6	1
1976	Cincinnati	.333	3	12	3	4	1	0	1	1	1	2	1
<b>Totals</b>		<b>.254</b>	<b>19</b>	<b>71</b>	<b>10</b>	<b>18</b>	<b>4</b>	<b>1</b>	<b>4</b>	<b>5</b>	<b>8</b>	<b>15</b>	<b>4</b>

### World Series

Year	Club	Pct.	G	AB	R	H	2B	3B	HR	RBI	BB	SO	SB
1970	Cincinnati	.211	5	19	3	4	0	0	1	3	1	2	0
1972	Cincinnati	.261	7	23	4	6	1	0	1	1	5	5	1
1975	Cincinnati	.207	7	29	5	6	2	0	1	4	2	4	0
1976	Cincinnati	.533	4	15	4	8	1	1	2	6	0	1	0
<b>Totals</b>		<b>.279</b>	<b>23</b>	<b>86</b>	<b>16</b>	<b>24</b>	<b>4</b>	<b>1</b>	<b>5</b>	<b>14</b>	<b>8</b>	<b>12</b>	<b>1</b>

### All-Star Game

Year	Club	Pct.	G	AB	R	H	2B	3B	HR	RBI	BB	SO	SB
1968	National	.000	1	0	0	0	0	0	0	0	0	0	0
1969	National	.667	1	3	2	2	0	0	1	2	1	0	0
1970	National	.000	1	3	0	0	0	0	0	0	0	3	0
1971	National	.500	1	4	1	2	0	0	1	2	0	0	0
1972	National	.500	1	2	0	1	0	0	0	0	0	0	0
1973	National	.333	1	3	1	1	0	0	1	1	0	0	0
1974	National	.667	1	3	1	2	0	0	0	0	1	1	0
1975	National	.250	1	4	0	1	0	0	0	1	0	0	0
1976	National	.500	1	2	0	1	0	0	0	0	0	1	0
1977	National	.000	1	2	0	0	0	0	0	0	0	1	0
1978	National												
(Selected, injured, did not play)													
<b>Totals</b>		<b>.385</b>	<b>10</b>	<b>26</b>	<b>5</b>	<b>10</b>	<b>0</b>	<b>0</b>	<b>3</b>	<b>6</b>	<b>2</b>	<b>6</b>	<b>0</b>

## Bruce Berenyi

No. 38. Pitcher. Born 8-21-54, Bryan, Ohio. Resides Sherwood, Ohio. Bats Right. Throws Right. Ht. 6-3. Wt. 205. Single. Acquired No. 1 draft choice, secondary phase, June 1976. Full name Bruce Michael Berenyi.



Righthander Bruce Berenyi was promoted to the Reds 40-man winter roster for the first time after an outstanding season at Class AA Nashville where he was named the Southern League's Pitcher of the Year. He had a 10-5 record despite missing a month of the season. The 6-foot-3 Berenyi won eight of his first nine games and allowed only 104 hits in 135 innings of work. Berenyi is a native of the Buckeye State, growing up in the northwest corner of the state. He attended Fairview High School in Sherwood, Ohio. He also pitched for Glen Oaks Community College in Michigan and Northeast Missouri State College from where the Reds made him their No. 1 selection in the secondary phase of the 1976 summer draft. Before working last season at Nashville, Berenyi pitched at Eugene in the Northwest League in 1976 and Shelby in the Western Carolinas League in 1977.

Year	Club	W-L	ERA	G	GS	CG	IP	H	R	ER	BB	SO
1976	Eugene	3- 1	4.78	12	11	0	49	50	37	26	55	39
1977	Shelby	10- 8	2.30	25	21	7	145	102	55	37	75	120
1978	Nashville	10- 5	2.47	23	23	3	135	107	44	37	63	103

### Reds' Pitchers Top Winning Streaks Last 32 Years

- |                                     |                         |
|-------------------------------------|-------------------------|
| 16—Ewell Blackwell, 1947            | 9—Don Gullett, 1973     |
| 13—Brooks Lawrence, 1952            | 9—Brooks Lawrence, 1958 |
| 10—Clay Carroll, 1968-69 (combined) | 8—Tom Hall, 1972        |
| 10—Wayne Simpson, 1970              | 8—Joey Jay, 1961        |
| 10—Pedro Borbon, 1973-74 (combined) | 8—Jim O'Toole, 1961     |
| 10—Pat Darcy, 1975-76 (combined)    | 8—Don Newcombe, 1959    |
| 9—Dave Tomlin, 1978                 | 8—Tom Seaver, 1977      |

## Bill Bonham

No. 42. Pitcher. Born 10-1-48 Glendale, Ca. Resides Solvang, Ca. Bats Right. Throws Right. Ht. 6-3. Wt. 195. Married Dona Ray. Acquired from Chicago Cubs for Woodie Fryman, Bill Caudill and cash 10-31-77. Full Name William Gordon Bonham.



Bill Bonham will be working his way back from surgery on his right elbow after an outstanding performance in his first season with the Reds in 1978. The 30-year-old righthander was on his way to the biggest season of his career, taking a 9-2 record into the All-Star break, when he was sidelined for a lengthy period by the elbow problem for the second time in three months. Surgery to remove bone spurs and loose bodies was performed by Dr. Frank Jobe in Los Angeles on Sept. 27. Bonham got off to a fast start in 1978, winning three times in the first 12 days of the season and working into the ninth inning each time. But it was in the third of those games, in a nationally televised game at Dodger Stadium, that Bonham was first hit by the elbow problem. He wasn't able to pitch again for 24 days. He returned in spectacular fashion, combining with relief pitchers for shutout victories in two of his first three starts and working six shutout innings before giving up a home run in the other start. One of the things that made Bonham so

(Continued on page 22)

Year	Club	W-L	ERA	G	GS	CG	IP	H	R	ER	BB	SO
1970	Huron	3- 3	3.00	18	2	0	39	27	20	13	24	69
1971	Tacoma	2- 1	2.45	8	0	0	11	9	4	3	2	12
1971	Chicago	2- 1	4.65	33	2	0	60	63	38	31	36	41
1972	Wichita	10- 4	3.54	18	18	7	125	120	57	49	41	116
1972	Chicago	1- 1	3.10	19	4	0	58	56	22	20	25	49
1973	Chicago	7- 5	3.02	44	15	3	152	126	55	51	64	121
1974	Chicago	11-22	3.85	44	36	10	243	246	133	104	109	191
1975	Chicago	13-15	4.72	38	36	7	229	254	133	120	109	165
1976	Chicago	9-13	4.27	32	31	3	196	215	102	93	96	110
1977	Chicago	10-13	4.35	34	34	1	215	207	111	104	82	134
1978	Cincinnati	11- 5	3.54	23	23	1	140	151	59	55	50	83

Major League Totals 64-75 4.02 267 181 25 1293 1318 653 578 571 894

LIFETIME MAJOR LEAGUE HITTING: AB—408, H—73, HR—0, RBI—22. Pct.—.179.

LIFETIME MAJOR LEAGUE SAVES: 1972—4, 1973—6, 1974—1. Total—11.

LIFETIME MAJOR LEAGUE SHUTOUTS: 1974—2, 1975—2. Total—4.

successful was a changeup. The changeup was a self-taught pitch that Bonham developed to let him survive as a pitcher in cozy Wrigley Field, where he pitched several years for the Cubs. Bonham describes it this way: "Your arm comes through at 90 miles an hour, but it's like it is throwing a feather." Bonham's long layoff eased the elbow problem and he pitched well until he was sidelined again for a month, just before and after the All-Star break. Bonham resumed pitching in August, but was limited in what pitches he could throw and finally ended his season in mid-September.

## 1978 Highs and Lows

Most Runs, Inning — 7 Aug. 31 at St. Louis

Most Runs, Game — 14 April 29 at New York

Most Hits, Game — 20 April 29 at New York and May 20  
vs. San Diego

Most Homers, Game — 6 April 29 at New York

Most Stolen Bases, Game — 4 July 3 vs .Houston

Longest Game (Innings) — 14 Oct. 1 vs. Atlanta

Longest Game (Time) — 4:22 July 23 at Montreal

Shortest Game (Time) — 1:49 June 14 vs. Chicago

Longest Winning Streak — 7 Sept. 24 — Oct. 1

Longest Losing Streak — 6 June 27 — July 1 and Aug. 24-29

Highest Attendance (Home) — 52,378 April 6 vs. Houston

Highest Attendance (Road) — 55,920 June 20 at San Francisco

### Individual Batting

Longest Hitting Streak — 44 games Rose, June 14 — July 31

Most Hits, Game — 5 Rose April 29 at New York

Most Homers Game — 3 Rose April 29 at New York

Most RBI Game — 6 Griffey Aug. 21 vs. St. Louis

### Individual Pitching

Most Strikeouts, Game — 13 Seaver May 16 at Montreal

Fewest Hits Allowed Complete Game — 0 Seaver June 16  
vs. St. Louis

Longest Winning Streak — 9 Tomlin April 21 through end of season

## Pedro Borbon

No. 34. Pitcher. Born 12-2-46, Valverde, Dominican Republic. Resides Valverde, Dominican Republic. Bats Right. Throws Right. Ht. 6-2. Wt. 200. Married Griselda Ventura. Children Pedro, Jr. (9-27-66), Harold (2-3-69) and Miguel (8-5-75). Acquired from California with Jim McGlothlin and Vern Geishert for Alex Johnson and Chico Ruiz, 11-25-69. Full Name Pedro Borbon (Rodriguez).



Pedro Borbon passed two major milestones during the 1978 season, both tributes to the durability of the 32-year-old native of the Dominican Republic. Pedro broke the Cincinnati club record for pitching appearances when he worked two scoreless innings in an Aug. 14 game at Pittsburgh. It was his 487th game, breaking the mark of 486 set by Clay Carroll. Earlier in the summer, Borbon hit the 500 mark for major league pitching appearances, including 22 games for California in the American League. That occurred on July 18, a scoreless relief stint against Montreal. Borbon boosted the Reds' club record to 501 as he pitched in 62 games, the seventh straight season the tireless hurler had worked in at least 60 games. His 500th appearance as a Reds' pitcher

(Continued on page 24)

### Active Pitchers 500 or More Games

Pedro Borbon is one of only 13 active pitchers in the major leagues who have appeared in more than 500 career games. Pedro, who pitched in 62 last season, ran his career total to 523 and he became the all-time Reds leader in that department. Darold Knowles, with 711 appearances, leads all active major leaguers. Following is a list of all active pitchers, 500 or more games:

Darold Knowles .....	711	Mike Marshall .....	603
Jim Kaat .....	675	Tug McGraw .....	574
Wilbur Wood .....	651	Phil Niekro .....	564
Paul Lindblad .....	649	Pedro Borbon .....	523
Sparky Lyle .....	648	Ferguson Jenkins .....	512
Rollie Fingers .....	647	Luis Tiant .....	502
Gaylord Perry .....	626		

came on Sept. 27 when he beat Los Angeles to run his season record to 8-2. Borbon has won 60 games for the Reds, second only to Fred Norman among active Cincinnati pitchers. Borbon's best work during 1978 began in late June when he had a stretch of 15 games in which he allowed just two runs in 22 innings.

Year	Club	W-L	ERA	G	GS	CG	IP	H	R	ER	BB	SO
1966	Cedar Rapids	6- 1	1.96	38	1	1	69	53	22	15	16	58
1967	St. Petersburg	5- 4	2.29	36	0	0	63	52	22	16	17	50
1968	Modesto	8- 5	2.34	*65	2	1	100	99	34	26	22	96
1969	California	2- 3	6.15	22	0	0	41	55	31	28	11	20
1970	Indianapolis	5- 2	3.30	32	2	0	71	81	27	26	29	53
1970	Cincinnati	0- 2	6.88	12	1	0	17	21	15	13	6	6
1971	Indianapolis	12- 6	3.06	56	0	0	97	101	34	33	20	75
1971	Cincinnati	0- 0	4.50	3	0	0	4	3	3	2	1	4
1972	Cincinnati	8- 3	3.17	62	2	0	122	115	45	43	32	48
1973	Cincinnati	11- 4	2.16	80	0	0	121	137	33	29	35	60
1974	Cincinnati	10- 7	3.24	73	0	0	139	133	54	50	32	53
1975	Cincinnati	9- 5	2.95	67	0	0	125	145	47	41	21	29
1976	Cincinnati	4- 3	3.35	69	1	0	121	135	49	45	31	53
1977	Cincinnati	10- 5	3.19	73	0	0	127	131	48	45	24	48
1978	Cincinnati	8- 2	5.00	62	0	0	99	102	56	55	27	35
<b>N.L. Totals</b>		<b>60-31</b>	<b>3.32</b>	<b>501</b>	<b>4</b>	<b>0</b>	<b>875</b>	<b>922</b>	<b>350</b>	<b>323</b>	<b>209</b>	<b>336</b>
<b>A.L. Totals</b>		<b>2- 3</b>	<b>6.15</b>	<b>22</b>	<b>0</b>	<b>0</b>	<b>41</b>	<b>55</b>	<b>31</b>	<b>28</b>	<b>11</b>	<b>20</b>
<b>Major League Totals</b>		<b>62-34</b>	<b>3.45</b>	<b>523</b>	<b>4</b>	<b>0</b>	<b>916</b>	<b>977</b>	<b>381</b>	<b>351</b>	<b>220</b>	<b>356</b>

### Championship Series

Year	Club	W-L	ERA	G	GS	CG	IP	H	R	ER	BB	SO
1972	Cincinnati	0- 0	2.25	3	0	0	4	2	1	1	0	1
1973	Cincinnati	1- 0	0.00	4	0	0	5	3	0	0	0	3
1975	Cincinnati	0- 0	0.00	1	0	0	1	0	0	0	0	1
1976	Cincinnati	0- 0	0.00	2	0	0	4	4	0	0	1	0
<b>Totals</b>		<b>1- 0</b>	<b>0.64</b>	<b>10</b>	<b>0</b>	<b>0</b>	<b>14</b>	<b>9</b>	<b>1</b>	<b>1</b>	<b>1</b>	<b>5</b>

### World Series

Year	Club	W-L	ERA	G	GS	CG	IP	H	R	ER	BB	SO
1972	Cincinnati	0- 1	3.86	6	0	0	7	7	3	3	2	4
1975	Cincinnati	0- 0	6.00	3	0	0	3	3	3	2	2	1
1976	Cincinnati	0- 0	0.00	1	0	0	2	0	0	0	0	0
<b>Totals</b>		<b>0- 1</b>	<b>3.75</b>	<b>10</b>	<b>0</b>	<b>0</b>	<b>12</b>	<b>10</b>	<b>6</b>	<b>5</b>	<b>4</b>	<b>5</b>

**LIFETIME MAJOR LEAGUE HITTING:** AB—140, H—28, HR—0, RBI—6, Pct.—.200.

**LIFETIME MAJOR LEAGUE SAVES:** 1972—11, 1973—14, 1974—14, 1975—5, 1976—8, 1977—18, 1978—4. Total—74.

## Doug Capilla



No. 44. Pitcher. Born 1-7-52, Honolulu, Hawaii. Resides Cincinnati. Bats Left. Throws Left. Ht. 5-8. Wt. 175. Married Lesley Baldinger. Child Courtney. Acquired from St. Louis Cardinals for Rawly Eastwick 6-15-77. Full Name Douglas Edmund Capilla.

Southpaw Doug Capilla started the 1978 season in Cincinnati with the Reds, but spent most of the year at Indianapolis where he played an important role in the Indians' drive to the Eastern Division championship of the American Association. Capilla won 10 of 16 decisions for Manager Roy Majtyka's club after going to the minor leagues. He appeared in three games while with the Reds and was 0-1. Capilla came to the Cincinnati organization in mid-June of 1977 from the Cardinals. He was 7-8 that year with Cincinnati, but showed signs at times of being capable of becoming a standout pitcher. He took a no-hitter into the seventh inning against the Dodgers, before seeing it broken up on an infield hit. Control problems have baffled the native Hawaiian. In 1978, for example, he walked 93 batters in 132 innings at Indy. But he has a strong arm and could someday be an effective pitcher in the major leagues. Doug was originally signed by the San Francisco organization as an outfielder. He turned to pitching soon after joining the Giants, though, and in 1972 set the Midwest League on its ear, fanning 192 batters in 161 innings.

Year	Club	W-L	ERA	G	GS	CG	IP	H	R	ER	BB	SO
1970	Great Falls	2- 5	6.63	17	5	0	38	24	37	28	57	69
1972	Decatur	6-12	4.70	26	25	4	161	134	100	84	125	192
1973	Fresno	4- 7	4.40	24	13	0	86	86	67	42	74	112
1974	Arkansas	6- 6	6.14	20	18	2	88	87	72	60	84	78
1975	St. Petersburg	3- 4	2.12	8	8	2	51	38	20	12	39	45
1975	Arkansas	3- 5	4.61	16	12	4	80	91	51	41	34	48
1976	Tulsa	4- 4	4.87	49	0	0	57	59	38	31	45	58
1976	St. Louis	1- 0	5.63	7	0	0	8	8	5	5	4	5
1977	New Orleans	3- 4	4.50	13	9	3	58	57	35	29	29	50
1977	Cin.-St. L.	7- 8	4.46	24	16	1	109	96	57	54	61	75
1978	Indianapolis	10- 6	5.47	22	22	3	132	131	91	80	93	87
1978	Cincinnati	0- 1	9.82	6	3	0	11	14	12	12	11	9
<b>Major League Totals</b>		<b>8- 9</b>	<b>4.99</b>	<b>37</b>	<b>19</b>	<b>1</b>	<b>128</b>	<b>118</b>	<b>74</b>	<b>71</b>	<b>76</b>	<b>89</b>

**LIFETIME MAJOR LEAGUE HITTING:** AB—36, H—2, HR—0, RBI—2, Pct.—.056.

## Dave Collins

No. 29 Outfielder. Born 10-20-52, Rapid City, S. D. Resides La Palma, Ca. Bats Both. Throws Left. Ht. 5-10. Wt. 175. Single. Acquired from Seattle Mariners for Shane Rawley, 12-9-77. Full Name David S. Collins.



The first season in Cincinnati by Dave Collins found him nudging his way into the Reds record book. Collins achieved this distinction via the pinch-hit route. He appeared in 74 games as a pinch-hitter, second best in Reds history. Only Jerry Lynch with 75 in 1960 had more for Cincinnati. It's also one of the highest totals in major league history. Collins collected 14 pinch hits, the most by any Cincinnati hitter since 1973 when Phil Gagliano had 15. And it's the second highest total since 1961, when Lynch set the club mark with 19 successful pinch-hits. In all, Collins was on base 21 times in the 74 appearances as he walked an additional seven times. His 14 pinch-hits accounted for four RBI. When Dave wasn't pinch-hitting, he saw action as a pinch-runner, the Reds hoping to take advantage of his tremendous speed. He was inserted in that role 12 times. Collins came to Cincinnati in December of 1977 from Seattle. He first broke into the major leagues in 1975 with the California Angels and then went to the Mariners in the expansion draft prior to the 1977 campaign. He has been clocked as fast as 9.6 in the 100-yard dash.

Year	Club	Pct.	G	AB	R	H	2B	3B	HR	RBI	BB	SO	SB
1972	Idaho Falls	.274	68	252	40	69	8	8	1	27	41	51	21
1973	Davenport	.258	110	387	61	100	15	7	4	49	82	58	32
1974	Salinas	.343	39	143	30	49	3	5	1	21	16	19	29
1974	El Paso	.352	82	324	64	114	15	4	4	49	42	34	32
1975	Salt Lake City	.311	51	193	41	60	7	6	0	24	23	26	32
1975	California	.266	93	319	41	85	13	4	3	29	36	55	24
1976	Salt Lake City	.360	35	136	28	49	13	4	0	12	18	14	19
1976	California	.263	99	365	45	96	12	1	4	28	40	55	32
1977	Seattle	.239	120	402	46	96	9	3	5	28	33	66	25
1978	Cincinnati	.216	102	102	13	22	1	0	0	7	15	18	7
<b>N.L. Totals</b>		<b>.216</b>	<b>102</b>	<b>102</b>	<b>13</b>	<b>22</b>	<b>1</b>	<b>0</b>	<b>0</b>	<b>7</b>	<b>15</b>	<b>18</b>	<b>7</b>
<b>A.L. Totals</b>		<b>.255</b>	<b>312</b>	<b>1086</b>	<b>132</b>	<b>277</b>	<b>34</b>	<b>8</b>	<b>12</b>	<b>85</b>	<b>109</b>	<b>176</b>	<b>81</b>
<b>Major League Totals</b>		<b>.252</b>	<b>414</b>	<b>1188</b>	<b>145</b>	<b>299</b>	<b>35</b>	<b>8</b>	<b>12</b>	<b>92</b>	<b>124</b>	<b>194</b>	<b>88</b>

## Geoff Combe

No. 48. Pitcher. Born 2-1-56, Melrose, MA. Resides Newberry Park, CA. Bats Right. Throws Right. Ht. 6-2. Wt. 185. Single. Acquired as free agent 9-2-74. Full Name Geoffrey Wade Combe.



Since signing with the Reds as a free agent in September of 1974, Geoff Combe has compiled some of the top pitching records in the Cincinnati farm system. For instance, his earned run average has never been above 2.74 in four seasons and his won-lost record is an impressive 36-17. He was elevated to the 40-man roster this year after a brilliant season at Class AA Nashville. Working in a league high 66 games for the Sounds, Combe won 12 of 18 decisions and had an earned run average of 1.89 in 100 innings. The past two seasons Combe has been busy out of the bullpen, appearing in 112 games, all in relief. He was primarily a starter his first season, but moved to the bullpen in 1976 in Tampa.

Year	Club	W-L	ERA	G	GS	CG	IP	H	R	ER	BB	SO
1975	Eugene	9- 3	2.74	19	11	3	*102	99	40	31	41	40
1976	Tampa	9- 2	2.12	47	1	0	102	78	31	24	39	63
1977	Three Rivers	6- 6	2.41	46	0	0	82	72	24	22	34	68
1978	Nashville	12- 6	1.89	*66	0	0	100	84	31	21	38	68

### Top 15 N.L. ERA Leaders — 1978

Pitcher & Club	ERA	W	L	PCT	G	GS	CG	GF	SV	SHO	IP	H	R	ER	HR	BB	SO	WP
Swan, N.Y.	2.43	9	6	.600	29	28	5	0	0	1	207	164	62	56	12	58	125	1
Rogers, Mtl.	2.47	13	10	.565	30	29	11	1	1	1	219	186	64	60	12	64	126	1
Vuckovich, St.L.	2.55	12	12	.500	45	23	6	15	1	2	198	187	65	56	9	59	149	7
Knepper, S.F.	2.63	17	11	.607	36	35	16	1	0	6	260	218	85	76	10	85	147	6
Hooton, L.A.	2.71	19	10	.655	32	32	10	0	0	3	236	196	74	71	17	61	104	3
Perry, S.D.	2.72	21	6	.778	37	37	5	0	0	2	261	241	96	79	9	66	154	4
Blue, S.F.	2.79	18	10	.643	35	35	9	0	0	4	258	233	87	80	12	70	171	5
Carlton, Phil.	2.84	16	13	.552	34	34	12	0	0	3	247	228	91	78	30	63	161	3
Halicki, S.F.	2.85	9	10	.474	29	28	9	1	1	4	199	166	74	63	11	45	105	1
SEAYER, Cin.	2.87	16	14	.533	36	36	8	0	0	1	260	218	97	83	26	89	226	6
Jones, S.D.	2.88	13	14	.481	37	36	7	0	0	2	253	263	104	81	6	64	71	4
Niekro, Atl.	2.88	19	18	.514	44	42	22	1	1	4	334	295	129	107	16	102	248	11
Denny, St.L.	2.96	14	11	.560	33	33	11	0	0	2	234	200	81	77	13	74	103	8
Blyleven, Pitt.	3.02	14	10	.583	34	34	11	0	0	4	244	217	94	82	17	66	182	6
Grimsley, Mtl.	3.05	20	11	.645	36	36	19	0	0	3	263	237	103	89	17	67	84	4

## David Concepcion

No. 13. Shortstop. Born 6-17-48, Aragua, Venezuela. Resides Maracay, Venezuela. Bats Right. Throws Right. Ht. 6-1. Wt. 180. Married Delia Montenegro. Child David (4-28-75). Acquired as free agent. Full Name David Ismael Concepcion.



Dave Concepcion, the best shortstop in baseball, took on added luster during the 1978 season when he added one thing that had eluded him — a .300 batting average. When the Venezuelan finished the year at .301, he became the first Cincinnati shortstop to accomplish that feat since Joe Tinker hit .317 65 years earlier. Quite an accomplishment for a fellow who went through back-to-back seasons as the Reds' regular shortstop with batting averages of .205 and .209. But Concepcion's average was hardly a one-shot accomplishment. It was, instead, the culmination of five solid years as a major league hitter when Dave had averages ranging from .271 to .287. It was, in addition, further proof that Concepcion, at age 30, is at the peak of his game, the man against whom all other current shortstops are now judged. Consider these words from Harold (Pee Wee) Reese, the ex-Dodger who himself is considered one of the best shortstops in baseball history: "Mark Belanger may be a little smoother than Davey. Larry Bowa is very quick. Rick Burleson is a leader type. Bill Russell has an accurate arm. But no one does everything as well as Concepcion. It's possible that no one ever has." Concepcion will long remember fondly a mid-September series in San Francisco. His average had fallen off to .292 and his dream of a .300

### Top 15 N.L. Batting Leaders — 1978

Player & Club	Pct.	G	AB	R	H	TB	2B	3B	HR	RBI	SH	SF	SB
Parker, Pitt.	.334	148	581	102	194	340	32	12	30	117	0	2	20
Garvey, L.A.	.316	162	639	89	202	319	36	9	21	113	1	8	10
Cruz, Hou.	.315	153	565	79	178	260	34	9	10	83	2	3	37
Madlock, S.F.	.309	122	447	76	138	215	26	3	15	44	9	2	16
Winfield, S.D.	.308	158	587	88	181	293	30	5	24	97	0	5	21
Richards, S.D.	.308	154	555	90	171	233	26	12	4	45	2	4	37
Clark, S.F.	.306	156	592	90	181	318	46	8	25	98	3	9	15
ROSE, Cin.	.302	159	655	103	198	276	51	3	7	52	2	7	13
Burroughs, Atl.	.301	153	488	72	147	258	30	6	23	77	0	6	1
CONCEPCION, Cin.	.301	153	565	75	170	229	33	4	6	67	3	4	23
Cromartie, Mtl.	.297	159	607	77	180	254	32	6	10	56	2	6	8
Smith, L.A.	.295	128	447	82	132	250	27	2	29	93	0	13	12
Cabell, Hou.	.295	162	660	92	195	263	31	8	7	71	3	4	33
Bowa, Phil.	.294	156	654	78	192	242	31	5	3	43	11	2	27
Perez, Mtl.	.290	148	544	63	158	244	38	3	14	78	1	5	2

batting average seemed to be drifting away. Facing Vida Blue, John Montefusco and Bob Knepper, three pitchers who helped give San Francisco one of the top-ranked pitching staffs in the N.L., Concepcion banded out eight hits in 12 trips to the plate to boost his average back up to .301 and he stayed in that area the rest of the season. Concepcion will also remember a period in May when he hit safely in 15 out of 16 games, a .403 pace that boosted his average from .271 to .319. During the season, Concepcion registered his 1,000th major league hit and his 200th stolen base. He finished the season with 201 stolen bases, the fourth best total in Reds' history. He was also named to the N.L. All-Star team for the fourth straight year. Concepcion has won the Gold Glove award for fielding excellence four of the last five years.

Year	Club	Pct.	G	AB	R	H	2B	3B	HR	RBI	BB	SO	SB
1968	Tampa	.234	120	329	47	77	11	1	0	22	40	70	11
1969	Asheville	.294	96	340	47	100	11	5	1	37	28	63	11
1969	Indianapolis	.341	42	167	29	57	7	1	0	17	16	27	11
1970	Cincinnati	.260	101	265	38	69	6	3	1	19	23	45	10
1971	Cincinnati	.205	130	327	24	67	4	4	1	20	18	51	9
1972	Cincinnati	.209	119	378	40	79	13	2	2	29	32	65	13
1973	Cincinnati	.287	89	328	39	94	18	3	8	46	21	55	22
1974	Cincinnati	.281	160	594	70	167	25	1	14	82	44	79	41
1975	Cincinnati	.274	140	507	62	139	23	1	5	49	39	51	33
1976	Cincinnati	.281	152	576	74	162	28	7	9	69	49	68	21
1977	Cincinnati	.271	156	572	59	155	26	3	8	64	46	77	29
1978	Cincinnati	.301	153	565	75	170	33	4	6	67	51	83	23

<b>Major League Totals</b>		<b>.268</b>	<b>1200</b>	<b>4112</b>	<b>828</b>	<b>1102</b>	<b>176</b>	<b>28</b>	<b>54</b>	<b>445</b>	<b>286</b>	<b>486</b>	<b>201</b>
----------------------------	--	-------------	-------------	-------------	------------	-------------	------------	-----------	-----------	------------	------------	------------	------------

### Championship Series

Year	Club	Pct.	G	AB	R	H	2B	3B	HR	RBI	BB	SO	SB
1970	Cincinnati	.000	3	0	0	0	0	0	0	0	0	0	0
1972	Cincinnati	.000	3	2	0	0	0	0	0	0	0	0	0
1975	Cincinnati	.455	3	11	2	5	0	0	1	1	1	2	2
1976	Cincinnati	.200	3	10	4	2	1	0	0	0	2	1	0
<b>Totals</b>		<b>.304</b>	<b>12</b>	<b>23</b>	<b>6</b>	<b>7</b>	<b>1</b>	<b>0</b>	<b>1</b>	<b>1</b>	<b>3</b>	<b>3</b>	<b>2</b>

### World Series

Year	Club	Pct.	G	AB	R	H	2B	3B	HR	RBI	BB	SO	SB
1970	Cincinnati	.333	3	9	0	3	0	1	0	3	0	0	0
1972	Cincinnati	.308	6	13	2	4	0	1	0	2	2	2	1
1975	Cincinnati	.179	7	28	3	5	1	0	1	4	0	1	3
1976	Cincinnati	.357	4	14	1	5	1	1	0	3	1	3	1
<b>Totals</b>		<b>.266</b>	<b>20</b>	<b>64</b>	<b>6</b>	<b>17</b>	<b>2</b>	<b>3</b>	<b>1</b>	<b>12</b>	<b>3</b>	<b>6</b>	<b>5</b>

### All-Star Game

Year	Club	Pct.	G	AB	R	H	2B	3B	HR	RBI	BB	SO	SB
1975	National	.500	1	2	0	1	0	0	0	0	0	0	0
1976	National	.500	1	2	0	1	0	0	0	0	0	0	0
1977	National	.000	1	1	0	0	0	0	0	0	1	0	0
1978	National	.000	1	0	1	0	0	0	0	0	1	0	0
<b>Totals</b>		<b>.400</b>	<b>4</b>	<b>5</b>	<b>1</b>	<b>2</b>	<b>0</b>	<b>0</b>	<b>0</b>	<b>0</b>	<b>2</b>	<b>0</b>	<b>0</b>

## Vic Correll

No. 9. Catcher. Born 2-5-46, Florence, S. C. Resides Statesboro, Ga. Bats Right. Throws Right. Ht. 5-9. Wt. 175. Married Cheryl Woods Culpepper. Children Victor III (8-9-70) Amy (1-8-73) and Maggie (12-28-77). Contract purchased from Indianapolis 6-13-78. Full Name Victor Crosby Correll.



Vic Correll did a solid job as the Reds' backup catcher in the last half of the 1978 season, filling in often for the injured Johnny Bench. The 33-year-old Correll, a veteran of four National League seasons with the Atlanta Braves, came into the Reds' organization as a player-coach for the Indianapolis farm team in April, then was moved up to the major league team in June. Correll was the regular catcher through a good part of August and helped with his bat as well as his glove. He batted .282 during a two-week stretch of starting assignments.

Year	Club	Pct.	G	AB	R	H	2B	3B	HR	RBI	BB	SO	SB
1967	Rock Hill	.239	60	180	23	43	3	3	4	15	44	35	1
1968	Rock Hill	.286	105	301	47	86	17	2	16	66	69	55	0
1969	Waterbury	.210	94	271	20	57	4	0	6	33	36	62	3
1970	Savannah	.229	116	371	31	85	15	3	8	41	38	77	2
1971	Asheville	.273	113	337	52	92	20	0	22	58	53	70	3
1972	Louisville	.271	137	491	64	133	25	0	10	65	61	77	2
1972	Boston	.500	1	4	1	2	0	0	0	1	0	1	0
1973	Pawtucket	.183	115	284	30	52	11	0	10	40	33	61	1
1974	Atlanta	.238	73	202	20	48	15	1	4	29	21	38	0
1975	Atlanta	.215	103	325	37	70	12	1	11	39	42	66	0
1976	Atlanta	.225	69	200	26	45	6	2	5	16	21	37	0
1977	Atlanta	.208	54	144	16	30	7	0	7	16	22	33	2
1978	Indianapolis	.260	33	104	15	27	2	0	6	19	8	14	1
1978	Cincinnati	.238	52	105	9	25	7	0	1	6	8	17	0
<b>N. L. Totals</b>		<b>.223</b>	<b>351</b>	<b>976</b>	<b>108</b>	<b>218</b>	<b>47</b>	<b>4</b>	<b>28</b>	<b>106</b>	<b>114</b>	<b>191</b>	<b>2</b>
<b>A. L. Totals</b>		<b>.500</b>	<b>1</b>	<b>4</b>	<b>1</b>	<b>2</b>	<b>0</b>	<b>0</b>	<b>0</b>	<b>1</b>	<b>0</b>	<b>1</b>	<b>0</b>
<b>Major League Totals</b>		<b>.224</b>	<b>352</b>	<b>980</b>	<b>109</b>	<b>220</b>	<b>47</b>	<b>4</b>	<b>28</b>	<b>107</b>	<b>114</b>	<b>192</b>	<b>2</b>

### Three Home Runs In A Game

Jake Beckley, Sept. 26, '97	Gus Bell, May 29, '56	Art Shamsky, Aug. 12, '66
Alex Kampouris, May 9, '37	Ed Bailey, June 24, '56	Johnny Bench, July 26, '70
Walker Cooper, July 6, '49	Ted Kluszewski, July 1, '56	Johnny Bench, May 9, '73
Gus Bell, July 21, '55	Bob Thurman, Aug. 18, '56	George Foster, July 14, '77
Smoky Burgess, July 29, '55	Frank Robinson, Aug. 22, '59	

## Bill Dawley

No. 49. Pitcher. Born 2-6-58, Norwich, CT. Resides Lisbon, CT. Bats Right. Throws Right. Ht. 6-4. Wt. 205. Married. Acquired as No. 7 draft choice, regular phase, June 1976. Full Name William Chester Dawley.



Righthander Bill Dawley, who has won 23 games in three years in the Reds farm system, earned his first spot on the Reds Winter roster this year. The Connecticut native has moved up a notch each year, starting with Billings in 1976, then Tampa in 1977 and Nashville last season. He posted seven victories for the Sounds, but has the potential to become a standout hurler. He has shown signs of that, such as a 3-0 record and 2.43 ERA in the Florida Instructional League two years ago, and his 10-8 record and 2.82 ERA with Tampa in 1977, when he allowed only 151 hits in 181 innings. Dawley was a standout high school pitcher at Jewett City, CT., hurling four no-hitters as a prep star.

Year	Club	W-L	ERA	G	GS	CG	IP	H	R	ER	BB	SO
1976	Billings	6-4	2.77	13	12	3	78	62	42	24	37	80
1977	Tampa	10-8	2.82	24	24	6	181	151	69	57	69	110
1978	Nashville	7-13	4.02	27	25	5	141	135	78	63	55	86

### N.L. Team Fielding — 1978

Club	Pct.	G	PO	A	E	TC	PB	DP
Philadelphia .....	.983	162	4309	1825	104	6338	6	156
New York .....	.979	162	4366	1792	132	6290	16	160
Montreal .....	.979	162	4338	1786	134	6258	3	150
St. Louis .....	.978	162	4313	1846	136	6295	11	136
CINCINNATI .....	.978	161	4345	1676	134	6155	17	120
Houston .....	.978	162	4321	1617	133	6071	22	109
Chicago .....	.978	162	4366	2059	144	6569	9	154
Los Angeles .....	.978	162	4321	1824	140	6285	10	138
San Francisco .....	.977	162	4365	1705	146	6216	6	118
Atlanta .....	.975	162	4321	1739	153	6213	32	126
San Diego .....	.975	162	4301	1915	160	6376	16	171
Pittsburgh .....	.973	161	4334	1691	167	6192	13	133
<b>Totals</b>	<b>.977</b>	<b>971</b>	<b>52000</b>	<b>21475</b>	<b>1683</b>	<b>75158</b>	<b>161</b>	<b>1690</b>

## Arturo DeFreites

No. 58. First baseman. Born 4-26-53, San Pedro de Macoris, Dominican Republic. Resides San Pedro de Macoris. Bats Right. Throws Right. Ht. 6-2. Wt. 200. Married Maritza Acevedo. Child Cesar Arturo (10-30-75). Acquired as free agent 5-2-70. Full Name Arturo Simon DeFreites.



It has been a long road back for Arturo DeFreites, who was considered one of the top prospects in the Cincinnati farm system before he was stopped by a series of injuries. But the first baseman, who is only 25 despite being in the Reds' organization for nine years, came through with an outstanding season at Indianapolis in 1978 to earn a late-season promotion to the Reds. DeFreites combined with Champ Summers to give Indianapolis the best 1-2 punch in the long history of minor league baseball in that city. The native of the Dominican Republic finished with a .328 batting average, knocked in 101 runs and 68 of his 153 hits were for extra bases, including 32 homers. Managers in the American Association voted him the "Hitter with the Best Power" in the league. DeFreites was making rapid strides through the Reds' farm system and earned a spot on the major league roster in 1974. But Arturo broke a wrist bone when he was hit by a pitch in a Reds' spring training game. After recuperating from that injury, DeFreites joined the Indianapolis team and fractured his right ankle after just 33 games. Now he could be ready to fulfill that early promise.

Year	Club	Pct.	G	AB	R	H	2B	3B	HR	RBI	BB	SO	SB
1970	Bradenton	.210	36	119	13	25	2	0	0	5	10	31	2
1971	Sioux Falls	.245	51	155	21	38	8	4	4	30	16	59	7
1972	Key West	.273	129	480	69	131	26	14	9	68	28	94	10
1973	Three Rivers	.272	130	475	61	129	27	4	8	66	26	85	8
1974	Indianapolis	.316	33	114	12	36	6	2	1	10	7	27	3
1975	Indianapolis	.229	126	446	40	102	20	3	14	70	17	78	6
1976	Indianapolis	.275	42	153	14	42	14	0	0	13	2	26	0
1976	Toledo	.283	81	304	43	86	14	4	14	62	9	54	4
1977	Indianapolis	.267	115	389	55	104	26	7	11	65	18	65	4
1978	Indianapolis	.327	131	468	98	153	31	5	32	101	36	98	3
1978	Cincinnati	.211	9	19	1	4	1	0	1	2	1	4	0

## Dan Driessen

No. 22. First Baseman. Born 7-29-51, Hilton Head, S.C. Resides Hilton Head, S.C. Bats Left. Throws Right. Ht. 5-11. Wt. 190. Married Bonnie Gary. Child Dominique (1-5-77). Acquired as free agent. Full Name Daniel Driessen.



Dan Driessen was hit by a pitch four times during the 1978 season. Two of them he forgot. The other two destroyed his season. The easy-going first baseman got off to a great start last year, the kind of performance that might have led to the batting championship that has been predicted for him. Then, in a late May game at San Diego, Driessen was hit on the right forearm by a Bob Shirley fast ball. "I was hitting .322 at the time. I was really hot, I was really stinging the ball," said

(Continued on page 34)

Year	Club	Pct.	G	AB	R	H	2B	3B	HR	RBI	BB	SO	SB
1970	Tampa	.223	93	242	28	54	2	1	0	20	27	32	9
1971	Tampa	.327	136	468	72	153	27	9	4	62	74	59	17
1972	Three Rivers	.322	136	481	62	155	37	4	4	65	66	64	10
1973	Indianapolis	.409	47	181	42	74	14	4	6	46	26	32	6
1973	Cincinnati	.301	102	366	49	110	15	2	4	47	24	37	8
1974	Cincinnati	.281	150	470	63	132	23	6	7	56	48	62	10
1975	Cincinnati	.281	88	210	38	59	8	1	7	38	35	30	10
1976	Cincinnati	.247	98	219	32	54	11	1	7	44	43	32	14
1977	Cincinnati	.300	151	536	75	161	31	4	17	91	64	85	31
1978	Cincinnati	.250	153	524	68	131	23	3	16	70	75	79	28
<b>Major League Totals</b>		<b>.285</b>	<b>762</b>	<b>2325</b>	<b>325</b>	<b>663</b>	<b>111</b>	<b>17</b>	<b>58</b>	<b>346</b>	<b>389</b>	<b>325</b>	<b>101</b>

### Championship Series

Year	Club	Pct.	G	AB	R	H	2B	3B	HR	RBI	BB	SO	SB
1973	Cincinnati	.167	4	12	0	2	1	0	0	1	0	2	1
1976	Cincinnati	.000	1	1	0	0	0	0	0	0	0	0	0
<b>Totals</b>		<b>.154</b>	<b>5</b>	<b>13</b>	<b>0</b>	<b>2</b>	<b>1</b>	<b>0</b>	<b>0</b>	<b>1</b>	<b>0</b>	<b>2</b>	<b>1</b>

### World Series

Year	Club	Pct.	G	AB	R	H	2B	3B	HR	RBI	BB	SO	SB
1975	Cincinnati	.000	2	2	0	0	0	0	0	0	0	0	0
1976	Cincinnati	.357	4	14	4	5	2	0	1	1	2	0	1
<b>Totals</b>		<b>.313</b>	<b>6</b>	<b>16</b>	<b>4</b>	<b>5</b>	<b>2</b>	<b>0</b>	<b>1</b>	<b>1</b>	<b>2</b>	<b>0</b>	<b>1</b>

Driessen. Dan missed just four games, decided he had been on the bench long enough and declared himself fit to play, despite the swelling in his arm. Driessen's average fell somewhat, but he was still hitting .294 at the All-Star break. A few days later, he got hit again on the right arm. "I guess I changed my swing some after that and I could never find my good one again," he said. "And I kept aggravating my right arm everytime I slid." Even though his average eventually fell to .250, Driessen stayed in the lineup. His bat produced the game-winning hit in 10 games, second only to George Foster on the team. And he kept running, even though it pained him to slide. He finished the season with 28 stolen bases, the most of any Reds player in 1978. It was the first time that a first baseman had led the Reds in stolen bases in 32 years, dating back to 1946 when Bert Haas turned the trick. Driessen also added to his reputation as one of the best fielding first basemen in baseball. In one stretch, he went 50 consecutive games without an error, even though he has the range that lets him get to ground balls that other first basemen don't even wave at. In early December Driessen signed a six-year contract with the Reds, which was the longest pact in club history.

### 1978 Reds Pinch-Hitting

Player	Pct.	G	AB	R	H	2B	3B	HR	RBI	BB	SO
Auerbach	.538	17	13	5	7	2	0	0	2	4	2
Bench	.182	12	11	1	2	0	0	1	2	0	1
Collins	.226	74	62	7	14	0	0	0	4	7	11
Concepcion	.333	3	3	0	1	0	0	0	1	0	0
Correll	.000	2	2	0	0	0	0	0	0	0	1
DeFreites	.500	3	2	0	1	0	0	0	1	0	1
Driessen	.000	6	5	0	0	0	0	0	0	1	0
Foster	.000	1	1	0	0	0	0	0	0	0	1
Geronimo	.500	12	10	0	5	1	0	0	1	1	0
Grace	.000	3	3	0	0	0	0	0	0	0	2
Griffey	.500	7	6	0	3	1	0	0	3	1	0
Henderson	.222	30	27	2	6	1	0	1	6	3	7
Kennedy	.154	16	13	0	2	0	0	0	0	3	7
Knight	.125	20	16	1	2	0	0	0	0	2	3
LaCoss	.000	1	1	0	0	0	0	0	0	0	1
Lum	.306	42	36	5	11	2	0	2	7	3	6
Morgan	.222	12	9	0	2	0	0	0	1	3	0
Moskau	1.000	1	1	0	1	0	0	0	0	0	0
Spilman	.250	4	4	1	1	0	0	0	0	0	1
Summers	.000	1	0	0	0	0	0	0	0	1	0
Werner	1.000	1	1	0	1	0	0	0	0	0	0

## Dan Dumoulin

No. 50. Pitcher. Born 8-20-53, Kokomo, Ind. Resides Kokomo. Bats Right. Throws Right. Ht. 6-0. Wt. 185. Married Joan Cardwell. Children Wendy (9-19-71) and Daniel (5-15-73). Acquired as free agent 6-22-74. Full Name Daniel Lynn Dumoulin.



Dan Dumoulin picked up his first major league victory on the final day of the 1978 season, working two innings in relief. But it was as a starting pitcher that the 25-year-old righthander found most of his success at Indianapolis, the Reds' Class AAA farm team. That was a real switch for the native of Kokomo, Ind., since it was the first time he had started a game since 1974, his first professional season. Dan had made 134 consecutive relief appearances, but he made the most of his new opportunity. In his first start, he not only went the route, but pitched a shutout. Dumoulin went on to post a 12-6 record, including 9-5 as a starter. His 12 victories matched the high for any pitcher in the Reds' system last season. After a September promotion to the Reds, Dumoulin pitched in three games, allowing just one run in five innings. Dan was also with the Reds on their post-season tour of Japan.

Year	Club	W-L	ERA	G	GS	CG	IP	H	R	ER	BB	SO
1974	Billings	4- 2	3.33	12	6	0	46	43	34	17	31	29
1975	Tampa	7- 3	2.04	45	0	0	84	55	22	19	46	64
1976	Three Rivers	2- 1	2.02	38	0	0	58	50	27	13	26	35
1977	Indianapolis	1- 2	2.87	31	0	0	47	40	22	15	36	28
1977	Cincinnati	0- 0	14.40	5	0	0	5	12	8	8	3	5
1978	Indianapolis	12- 6	4.17	32	16	4	123	118	74	57	68	79
1978	Cincinnati	1- 0	1.80	3	0	0	5	7	1	1	3	2
<b>Major League Totals</b>		<b>1- 0</b>	<b>8.10</b>	<b>8</b>	<b>0</b>	<b>0</b>	<b>10</b>	<b>19</b>	<b>9</b>	<b>9</b>	<b>6</b>	<b>7</b>

### 20 Victory Seasons 5 or More Times

(Active Pitchers)

Pitcher	No.	Pitcher	No.
Jim Palmer .....	8	Catfish Hunter .....	5
Ferguson Jenkins .....	7	Gaylord Perry .....	5
Tom Seaver .....	5		

## George Foster

No. 15. Outfielder. Born 12-1-48, Tuscaloosa, Ala. Resides Cincinnati. Bats Right. Throws Right. Ht. 6-1. Wt. 190. Single. Acquired from San Francisco for Frank Duffy and Vern Geishert. 5-29-71. Full Name George Arthur Foster.



The premier power hitter in baseball today. That's the stature George Foster has reached as he closed out 1978 in a blaze of glory, hitting the final pitch of the season for a three-run homer that boosted his power figures to 40 homers and 120 runs-batted-in, both tops in the National League. Many baseball people wondered what the 30-year-old outfielder could possibly do for an encore after he was named the 1977 National League Most Valuable Player with one of the greatest seasons as a hitter in baseball history. Foster had batted .320 with 52 homers, third highest total ever in the N.L., and 149 RBIs, best total in the major leagues in 15 years. Foster had plenty left for an encore in 1978, but it wasn't easy. "I expected pitchers to pitch me differently this year," said Foster, "and they sure did. I saw more off-speed and breaking pitches on 3-1 and 2-1 counts than ever before. Last year, I'd get two or three good pitches to hit each at bat. This year, I've been lucky to

### Leading Sluggers Past Three Seasons

Reds outfielder George Foster has hit more home runs and knocked in more runs the past three seasons than any other player in the major leagues. He has hit 92 home runs the past two seasons. Following is a list of the top 10 sluggers the past three years:

HOME RUNS		RBI		TOTAL BASES	
1. FOSTER	121	FOSTER	390	Rice	1068
2. Rice	110	Rice	338	FOSTER	1016
3. Schmidt	97	Hisle	330	Parker	933
4. Nettles	96	Luzinski	326	Garvey	925
5. Luzinski	95	Staub	317	Luzinski	868
6. Kingman	91	Garvey	308	Schmidt	841
7. Jackson	86	Jackson	297	Nettles	839
8. Burroughs	82	Parker	295	Staub	809
9. Smith	79	Nettles	293	Hisle	795
10. Bonds	78	L. May	288	Winfield	792

get two or three good pitches to hit in a game." The difference cost Foster points on his average as he fell under the .300 mark for the first time since 1974, but it was not enough to diminish the potency of his swing. It was the third year in a row that Foster has led the league in RBIs. To put that in perspective, only five other players had ever achieved that feat in either league, dating back to 1907 when RBIs were first officially recorded. The five others were Babe Ruth, Ty Cobb, Honus Wagner, Rogers Hornsby and Joe Medwick — all now in Baseball's Hall of Fame. Foster and teammate Johnny Bench are the only

(Continued on page 38)

Year	Club	Pct.	G	AB	R	H	2B	3B	HR	RBI	BB	SO	SB
1968	Medford	.277	72	253	47	70	9	5	3	30	28	20	3
1969	Fresno	.321	121	449	68	144	5	8	14	85	37	59	1
1969	S. F.	.400	9	5	1	2	0	0	0	1	0	1	0
1970	Phoenix	.308	114	403	54	124	18	6	8	66	41	57	1
1970	S. F.	.316	9	19	2	6	1	1	1	4	2	5	0
1971	S. F.-Cin.	.241	140	473	50	114	23	4	13	58	29	120	7
1972	Cincinnati	.200	59	145	15	29	4	1	2	12	5	44	2
1973	Indianapolis	.262	134	496	77	130	26	1	15	60	44	109	4
1973	Cincinnati	.282	17	39	6	11	3	0	4	9	4	7	0
1974	Cincinnati	.264	106	276	31	73	18	0	7	41	30	52	3
1975	Cincinnati	.300	134	463	71	139	24	4	23	78	40	73	2
1976	Cincinnati	.306	144	562	86	172	21	9	29	*121	52	89	17
1977	Cincinnati	.320	158	615	*124	197	31	2	*52	*149	61	107	6
1978	Cincinnati	.281	158	604	97	170	26	7	*40	*120	70	138	4
<b>Major League Totals</b>		<b>.285</b>	<b>934</b>	<b>3201</b>	<b>483</b>	<b>913</b>	<b>151</b>	<b>28</b>	<b>171</b>	<b>593</b>	<b>293</b>	<b>636</b>	<b>41</b>

### Championship Series

Year	Club	Pct.	G	AB	R	H	2B	3B	HR	RBI	BB	SO	SB
1972	Cincinnati	.000	1	0	1	0	0	0	0	0	0	0	0
1975	Cincinnati	.364	3	11	3	4	0	0	0	0	1	2	1
1976	Cincinnati	.167	3	12	2	2	0	0	2	4	0	4	0
<b>Totals</b>		<b>.261</b>	<b>7</b>	<b>23</b>	<b>6</b>	<b>6</b>	<b>0</b>	<b>0</b>	<b>2</b>	<b>4</b>	<b>1</b>	<b>6</b>	<b>1</b>

### World Series

Year	Club	Pct.	G	AB	R	H	2B	3B	HR	RBI	BB	SO	SB
1972	Cincinnati	.000	2	0	0	0	0	0	0	0	0	0	0
1975	Cincinnati	.276	7	29	1	8	1	0	0	2	1	1	1
1976	Cincinnati	.429	4	14	3	6	1	0	0	4	2	3	0
<b>Totals</b>		<b>.326</b>	<b>13</b>	<b>43</b>	<b>4</b>	<b>14</b>	<b>2</b>	<b>0</b>	<b>0</b>	<b>6</b>	<b>3</b>	<b>4</b>	<b>1</b>

### All-Star Game

Year	Club	Pct.	G	AB	R	H	2B	3B	HR	RBI	BB	SO	SB
1976	National	.333	1	3	1	1	0	0	1	3	0	0	0
1977	National	.333	1	3	1	1	1	0	0	1	0	1	0
1978	National	.000	1	2	1	0	0	0	0	0	2	1	0
<b>Totals</b>			<b>3</b>	<b>8</b>	<b>3</b>	<b>2</b>	<b>1</b>	<b>0</b>	<b>1</b>	<b>4</b>	<b>2</b>	<b>2</b>	<b>0</b>

active players with three RBI titles, consecutive or otherwise. Foster, who hits tape measure homers all over the league, made his annual "visit" to the red seats on July 29. George's 24th homer of the season was a towering smash off Philadelphia's Jim Lonborg that some observers believe is the longest home run ever at Riverfront Stadium. It landed several rows deep into the red seats and 20-25 feet away from the foul line. Since Riverfront opened in 1970, only 10 homers have been hit into the red (top level) seats. Four of them belong to Foster. George had two home runs with the bases loaded in 1978, giving him six grand slams for his career, the second highest total in Reds' history. Foster has hit two or more homers in the same game 16 times in his career, including a 1977 game in which he hit three.

### Reds With 100 RBI Seasons

149—George Foster, 1977	121—George Foster, 1976	106—Vada Pinson, 1963
148—Johnny Bench, 1970	120—George Foster, 1978	Frank McCormick, 1938
141—Ted Kluszewski, 1954	119—Cy Seymour, 1905	105—Gus Bell, 1953
136—Frank Robinson, 1962	115—Gus Bell, 1959	104—Gus Bell, 1955
130—Deron Johnson, 1965	113—Frank Robinson, 1965	103—George Kelly, 1929
129—Tony Perez, 1970	Ted Kluszewski, 1955	102—Frank McCormick, 1944
Johnny Bench, 1974	111—Ted Kluszewski, 1950	Johnny Bench, 1973
128—Frank McCormick, 1939	Joe Morgan, 1976	Ted Kluszewski, 1956
127—Frank McCormick, 1940	110—Lee May, 1969	Tony Perez, 1967
125—Frank Robinson, 1959	Johnny Bench, 1975	101—Gus Bell, 1954
Johnny Bench, 1972	109—Wally Post, 1955	Tony Perez, 1973, 1974
124—Frank Robinson, 1961	Tony Perez, 1975	100—Vada Pinson, 1962
122—Tony Perez, 1969	Johnny Bench, 1977	Jim Greengrass, 1953
	108—Ted Kluszewski, 1953	

### National League Team Batting — 1978

Club	Pct.	AB	R	H	2B	3B	HR	RBI	SB — CS
Chicago .....	.264	5532	664	1461	224	48	72	612	110- 58
Los Angeles ..	.264	5437	727	1435	251	27	149	686	137- 25
Houston .....	.258	5458	605	1408	231	45	70	557	178- 59
Philadelphia ..	.258	5448	708	1404	248	32	133	661	152- 58
Pittsburgh .....	.257	5406	684	1390	239	54	115	631	213- 90
CINCINNATI ..	.256	5392	710	1378	270	32	136	669	137- 58
Montreal .....	.254	5530	633	1404	269	31	121	589	80- 42
San Diego .....	.252	5360	591	1349	208	42	75	542	152- 70
St. Louis .....	.249	5415	600	1351	263	44	79	568	97- 42
San Francisco	.248	5364	613	1331	240	41	117	576	87- 52
New York .....	.245	5433	607	1332	227	47	86	561	100- 77
Atlanta .....	.244	5381	600	1313	191	39	123	558	90- 65
<b>Totals</b>	<b>.254</b>	<b>65156</b>	<b>7742</b>	<b>16556</b>	<b>2861</b>	<b>482</b>	<b>1276</b>	<b>7210</b>	<b>1533-723</b>

## Cesar Geronimo



No. 20. Outfielder. Born 3-11-48, El Seibo, Dominican Republic. Resides El Seibo, Dominican Republic. Bats Left. Throws Left. Ht. 6-2. Wt. 175. Married Elizabeth Hanley. Children Cesar, Jr. (12-19-72) and Giselle (12-17-75). Acquired from Houston with Joe Morgan, Denis Menke, Jack Billingham and Ed Armbrister for Lee May, Tommy Helms and Jimmy Stewart, 11-29-71. Full Name Cesar Francisco Geronimo.

Cesar Geronimo, the 30-year-old veteran outfielder, goes into the 1979 season anxious to make a fresh start and forget last season. The native of the Dominican Republic faces a challenge for his regular job

(Continued on page 40)

Year	Club	Pct.	G	AB	R	H	2B	3B	HR	RBI	BB	SO	SB
1967	Oneonta	.100	4	10	1	1	0	0	0	1	1	5	0
1967	Johnson City	.071	18	14	1	1	0	0	0	0	1	7	0
1968	Ft. Lauderdale	.194	109	324	35	63	11	5	1	27	23	76	7
1969	Houston	.250	28	8	8	2	1	0	0	0	0	3	0
1970	Columbus	.269	74	264	26	71	9	4	0	21	17	46	5
1970	Houston	.243	47	37	5	9	0	0	0	2	2	5	0
1971	Houston	.220	94	82	13	18	2	2	1	6	5	31	2
1972	Cincinnati	.275	120	255	32	70	9	7	4	29	24	64	2
1973	Cincinnati	.210	139	324	35	68	14	3	4	33	23	74	5
1974	Cincinnati	.281	150	474	73	133	17	8	7	54	46	96	9
1975	Cincinnati	.257	148	501	69	129	25	5	6	53	48	97	13
1976	Cincinnati	.307	149	486	59	149	24	11	2	49	56	95	22
1977	Cincinnati	.266	149	492	54	131	22	4	10	52	35	89	10
1978	Cincinnati	.226	122	296	28	67	15	1	5	27	43	67	8
<b>Major League Totals</b>		<b>.263</b>	<b>1146</b>	<b>2955</b>	<b>376</b>	<b>776</b>	<b>129</b>	<b>41</b>	<b>39</b>	<b>305</b>	<b>282</b>	<b>621</b>	<b>71</b>

Championship Series													
Year	Club	Pct.	G	AB	R	H	2B	3B	HR	RBI	BB	SO	SB
1972	Cincinnati	.100	5	20	2	2	0	0	1	1	0	2	0
1973	Cincinnati	.067	4	15	0	1	0	0	0	0	0	7	0
1975	Cincinnati	.000	3	10	0	0	0	0	0	1	1	7	0
1976	Cincinnati	.182	3	11	0	2	0	1	0	2	1	3	0
<b>Totals</b>		<b>.089</b>	<b>15</b>	<b>56</b>	<b>2</b>	<b>5</b>	<b>0</b>	<b>1</b>	<b>1</b>	<b>4</b>	<b>2</b>	<b>19</b>	<b>0</b>

World Series													
Year	Club	Pct.	G	AB	R	H	2B	3B	HR	RBI	BB	SO	SB
1972	Cincinnati	.158	7	19	1	3	0	0	0	3	1	4	1
1975	Cincinnati	.280	7	25	3	7	0	1	2	3	3	5	0
1976	Cincinnati	.308	4	13	3	4	2	0	0	1	2	2	2
<b>Totals</b>		<b>.246</b>	<b>18</b>	<b>57</b>	<b>7</b>	<b>14</b>	<b>2</b>	<b>1</b>	<b>2</b>	<b>7</b>	<b>6</b>	<b>11</b>	<b>3</b>

in center field from Ken Griffey, who played center extensively and with considerable success late in the regular season and throughout the Reds' tour of Japan. But Geronimo is confident that he can recapture his old form and send Griffey back to right field. Settling the outfield situation will be one of the first priorities for Manager John McNamara in spring training at Tampa. Geronimo got a head start on his teammates in trying to impress the Reds' new field leader. McNamara spent the winter managing the Licey team in the Dominican Republic Winter League where his centerfielder was a fellow named — who else? — Cesar Geronimo. Cesar did not start playing in his native country until late November, when he received medical clearance to resume activity after being sidelined since late in the Reds' regular season with phlebitis in his right leg. It was just one of several ailments that affected Geronimo's play in 1978. Although Cesar finished with a .226 average, 1978 was not totally a "lost" year for him. Actually, he got off to one of his best starts ever with the Reds. At the end of April, Geronimo was batting a solid .309 and his 13 RBIs, in 21 games, was the second best total on the team. He was still hitting in the .290s in the middle of May when he made a head-first slide into third base in a game in Montreal and severely sprained his right shoulder. Since it did not affect his throwing arm, Cesar was able to play a little defensively, but he couldn't swing the bat and started just four games in the next month. A succession of injuries followed and Geronimo finished the season with the least amount of playing time of any season since 1972, his first with the Reds. Geronimo is eager to put 1978 behind him and reach back for the skills he exhibited in the four preceding years when he annually (1974-5-6-7) won a Gold Glove award for fielding excellence and made opponents respect his hitting ability as well. During those four seasons, Geronimo averaged .278 and 52 RBIs.

### 1978 Reds Special Dates

Teen Nites: April 6, May 4,  
August 3, September 28

Bat Day: April 8

College Nite: April 27

Cap Day: April 29

Marching Band Festival: May 5

Banner Day: June 3

Country Music Nite: June 9

Poster Day: June 10

Farmers Nite: July 14

Shrine Nite: August 17

Team Photo Day: September 9

Fan Appreciation Day:  
September 30

Business Day Specials: April 25,  
May 16, June 6, August 9

Senior Citizen's Dates: April 25,  
May 16, June 6, July 4,  
August 9, September 29

# Ken Griffey



No. 30. Outfielder. Born 4-10-50, Donora, Pa. Resides Cincinnati, Ohio. Bats Left. Throws Left. Ht. 6-0. Wt. 195. Married Alberta Littleton. Children George, Jr. (11-21-69) and Craig (6-3-71). Acquired No. 29 draft choice. Regular Phase, June, 1969. Full Name George Kenneth Griffey.

Ken Griffey tried out a new position and a new spot in the batting order during the 1978 season and came through with flying colors in both tests. The 28-year-old Griffey, a regular in right field since 1974,

(Continued on page 42)

Year	Club	Pct.	G	AB	R	H	2B	3B	HR	RBI	BB	SO	SB	
1969	Bradenton	.281	49	153	22	43	*11	1	1	12	18	35	11	
1970	Sioux Falls	.244	51	164	20	40	2	1	2	24	23	41	10	
1971	Tampa	.342	88	281	60	96	7	11	3	33	43	54	25	
1971	Three Rivers	.406	9	32	1	13	1	2	0	4	1	10	4	
1972	Three Rivers	.318	128	472	*96	150	21	3	14	52	55	93	31	
1973	Indianapolis	.327	107	397	88	130	18	5	10	58	51	84	*43	
1973	Cincinnati	.384	25	86	19	33	5	1	3	14	6	10	4	
1974	Indianapolis	.333	43	162	34	54	6	4	5	18	18	26	12	
1974	Cincinnati	.251	88	227	24	57	9	5	2	19	27	43	9	
1975	Cincinnati	.305	132	463	95	141	15	9	4	46	67	67	16	
1976	Cincinnati	.336	148	562	111	189	28	9	6	74	62	65	34	
1977	Cincinnati	.318	154	585	117	186	35	8	12	57	69	84	17	
1978	Cincinnati	.288	158	614	90	177	33	8	10	63	54	70	23	
<b>Major League Totals</b>			<b>.309</b>	<b>705</b>	<b>2537</b>	<b>456</b>	<b>783</b>	<b>125</b>	<b>40</b>	<b>37</b>	<b>273</b>	<b>285</b>	<b>339</b>	<b>103</b>

Championship Series														
Year	Club	Pct.	G	AB	R	H	2B	3B	HR	RBI	BB	SO	SB	
1973	Cincinnati	.143	3	7	0	1	1	0	0	0	0	1	0	
1975	Cincinnati	.333	3	12	3	4	1	0	0	4	0	3	3	
1976	Cincinnati	.385	3	13	2	5	0	1	0	2	2	1	2	
<b>Totals</b>			<b>.313</b>	<b>9</b>	<b>32</b>	<b>5</b>	<b>10</b>	<b>2</b>	<b>1</b>	<b>0</b>	<b>6</b>	<b>2</b>	<b>5</b>	<b>5</b>

World Series														
Year	Club	Pct.	G	AB	R	H	2B	3B	HR	RBI	BB	SO	SB	
1975	Cincinnati	.269	7	26	4	7	3	1	0	4	4	2	2	
1976	Cincinnati	.059	4	17	2	1	0	0	0	1	0	1	1	
<b>Totals</b>			<b>.186</b>	<b>11</b>	<b>43</b>	<b>6</b>	<b>8</b>	<b>3</b>	<b>1</b>	<b>0</b>	<b>5</b>	<b>4</b>	<b>3</b>	<b>3</b>

All-Star Game														
Year	Club	Pct.	G	AB	R	H	2B	3B	HR	RBI	BB	SO	SB	
1976	National	1.000	1	1	1	1	0	0	0	1	0	0	0	
1977	National													
(Selected, did not play)														
<b>Totals</b>			<b>1.000</b>	<b>1</b>	<b>1</b>	<b>1</b>	<b>1</b>	<b>0</b>	<b>0</b>	<b>1</b>	<b>0</b>	<b>0</b>	<b>0</b>	<b>0</b>

spent the last two weeks of the season as the Reds' center fielder and showed he can handle that position as adeptly as he played in right field. "It was just a matter of getting used to it," said Griffey, who hadn't played center field since a spring training appearance six years earlier. "The throws are a little different in center field and the ball comes at you at a different angle, but I felt comfortable in center field by the end of the season." Center field gives Griffey a better chance to make use of his speed. Ken's switch in the batting order produced even more spectacular results. Griffey had previously been moved from his usual No. 2 spot to No. 3, which is usually associated with more power than Griffey has displayed in the past. In his first game in the No. 3 spot in the order, Griffey hit a 2-run homer in the ninth inning off Chicago bullpen ace Bruce Sutter to send a game into extra innings and an eventual Cincinnati victory. Two nights later, Griffey knocked in six runs in a game against St. Louis on two homers and a single, the most RBIs by a Cincinnati player in one game all season. In the first dozen games Griffey batted third, he slammed five homers, half his season total, and knocked in 19 runs. Ken still displayed the speed that makes him a threat to get a hit any time he hits a ball on the ground. He finished the season with 30 infield hits. In the last four seasons, when he has been an every day regular, Griffey has collected 131 hits that never left the infield, either bunts or ground balls.

### Reds Hall of Fame

Frank Robinson became the 42nd member to be elected to the Cincinnati Reds Hall of Fame when he was inducted on Cincinnati Reds — Cincinnati Chamber of Commerce Hall of Fame Night at Riverfront. Following is a list of players in the Reds Hall of Fame:

Gus Bell, 1964	Heinie Groh, 1963	Roy McMillan, 1971
Ewell Blackwell, 1960	Noodles Hahn, 1963	Billy Meyers, 1966
Rube Bressler, 1963	Fred Hutchinson, 1965	Joe Nuxhall, 1968
Smoky Burgess, 1975	Bubbles Hargrave, 1962	Jim O'Toole, 1970
Gordy Coleman, 1972	Ted Kluszewski, 1962	Vada Pinson, 1977
Harry Craft, 1963	Larry Kopf, 1965	Wally Post, 1965
Sam Crawford, 1968	Brooks Lawrence, 1976	Bob Purkey, 1974
Hughie Critz, 1962	Ernie Lombardi, 1958	Eppa Rixey, 1959
Jake Daubert, 1966	Red Lucas, 1965	Frank Robinson, 1978
Paul Derringer, 1958	Adolpho Luque, 1967	Edd Roush, 1960
Pete Donohue, 1964	Jim Maloney, 1973	Johnny Temple, 1965
Lonnie Frey, 1961	Frank McCormick, 1958	Johnny Vander Meer, 1958
Warren Giles, 1969	Mike McCormick, 1966	Bucky Walters, 1958
Ival Goodman, 1959	Bill McKechnie, 1967	Billy Werber, 1961

## Ken Henderson

No. 19. Outfielder. Born 6-15-46, Manning, Iowa. Resides Saratoga, Ca. Bats Both. Throws Right. Ht. 6-3. Wt. 190. Married Louisa Borcharding. Children Virginia (11-21-67), Ken Jr. (4-26-69) and Stephanie (6-7-78). Acquired from New York Mets for Dale Murray, 5-19-78. Full Name Kenneth Joseph Henderson.



Despite a season-long battle with a painful toe injury, Ken Henderson gave the Reds some badly needed punch off the bench in 1978. The switch-hitting outfielder began the season as the New York Mets' regular right fielder, before he crashed into a fence and badly injured a toe on his left foot. He was on the disabled list until joining the Reds in mid-May. The slow-healing injury limited his playing time with the Reds, but the 32-year-old veteran of 14 major league seasons proved he still has some sting in his bat. "I know what I can do when I'm injury-free," says Henderson. "One thing I have confidence in is my ability to hit."

Year	Club	Pct.	G	AB	R	H	2B	3B	HR	RBI	BB	SO	SB
1964	Fresno	.225	14	40	5	9	1	0	1	6	6	14	0
1964	Magic Valley	.183	31	104	22	19	4	3	0	20	31	29	3
1964	Tacoma	.179	18	39	3	7	0	0	0	0	8	8	0
1965	S. Francisco	.192	63	73	10	14	1	1	0	7	9	19	1
1966	Phoenix	.272	133	464	66	126	15	10	13	66	73	89	11
1966	S. Francisco	.310	11	29	4	9	1	1	1	1	2	3	0
1967	S. Francisco	.190	65	179	15	34	3	0	4	14	19	52	0
1967	Phoenix	.266	41	143	18	38	12	1	3	13	26	21	2
1968	Phoenix	.254	106	350	53	89	21	5	11	60	39	70	4
1968	S. Francisco	.333	3	3	1	1	0	0	0	0	2	1	0
1969	S. Francisco	.225	113	374	42	84	14	4	6	44	42	64	6
1970	S. Francisco	.294	148	554	104	163	35	3	17	88	87	78	20
1971	S. Francisco	.264	141	504	80	133	26	6	15	65	84	76	18
1972	S. Francisco	.257	130	439	60	113	21	2	18	51	38	66	14
1973	Chicago (AL)	.260	73	262	32	68	13	0	6	32	27	49	3
1974	Chicago (AL)	.292	162	602	76	176	35	5	20	95	66	112	12
1975	Chicago (AL)	.251	140	513	65	129	20	3	9	53	74	65	5
1976	Atlanta	.262	133	435	52	114	19	0	13	61	62	68	5
1977	Texas	.258	75	244	23	63	14	0	5	23	18	37	2
1978	Cin.-N.Y.(NL)	.175	71	166	12	29	8	1	4	23	27	36	0
<b>N. L. Totals</b>		<b>.252</b>	<b>878</b>	<b>2756</b>	<b>380</b>	<b>694</b>	<b>128</b>	<b>18</b>	<b>78</b>	<b>354</b>	<b>372</b>	<b>463</b>	<b>64</b>
<b>A. L. Totals</b>		<b>.269</b>	<b>450</b>	<b>1621</b>	<b>196</b>	<b>436</b>	<b>82</b>	<b>8</b>	<b>40</b>	<b>203</b>	<b>185</b>	<b>263</b>	<b>22</b>
<b>Major League Totals</b>		<b>.258</b>	<b>1328</b>	<b>4377</b>	<b>576</b>	<b>1130</b>	<b>210</b>	<b>26</b>	<b>118</b>	<b>557</b>	<b>557</b>	<b>726</b>	<b>86</b>

### Championship Series Record

Year	Club	Pct.	G	AB	R	H	2B	3B	HR	RBI	BB	SO	SB
1971	S. Francisco	.313	4	16	3	5	1	0	0	2	2	1	1

## Paul Householder

No. 56. Outfielder. Born Columbus, Ohio 9-4-58. Resides North Haven, CT. Bats Right. Throws Right. Ht. 6-0. Wt. 180. Single. Acquired No. 2 draft choice, regular phase, June 1976. Full Name Paul Wesley Householder.



Speedy Paul Householder is making his first appearance on the Reds 40-man roster this year. The Columbus, Ohio native spent the 1978 campaign at Tampa in the Florida State League where he batted .248 with nine home runs, 10 triples and 28 stolen bases. He was Cincinnati's No. 2 selection in the 1976 summer draft.

Year	Club	Pct.	G	AB	R	H	2B	3B	HR	RBI	BB	SO	SB
1976	Billings	.255	50	149	23	38	3	2	2	19	23	33	9
1977	Shelby	.232	137	500	72	116	15	9	10	63	62	30	22
1978	Tampa	.248	123	415	59	103	8	10	9	42	41	80	28

### Reds' Gold Glove Winners

**1957**  
Roy McMillan, SS

**1958**  
Harvey Haddix, P (1)  
Roy McMillan, SS  
Frank Robinson, OF (1)

**1959**  
Roy McMillan, SS (3)

**1961**  
Vada Pinson, OF (1)

**1963**  
John Edwards, C

**1964**  
John Edwards, C (2)

**1965**  
Leo Cardenas, SS (1)

**1968**  
Johnny Bench, C

**1969**  
Johnny Bench, C  
Pete Rose, OF

**1970**  
Johnny Bench, C  
Tommy Helms, 2B  
Pete Rose, OF (2)

**1971**  
Johnny Bench, C  
Tommy Helms, 2B (2)

**1972**  
Johnny Bench, C

**1973**  
Johnny Bench, C  
Joe Morgan, 2B

**1974**  
Johnny Bench, C  
Joe Morgan, 2B  
Dave Concepcion, SS  
Cesar Geronimo, OF

**1975**  
Johnny Bench, C  
Joe Morgan, 2B  
Dave Concepcion, SS  
Cesar Geronimo, OF

**1976**  
Johnny Bench, C  
Joe Morgan, 2B  
Dave Concepcion, SS  
Cesar Geronimo, OF

**1977**  
Johnny Bench, C (10)  
Joe Morgan, 2B (5)  
Dave Concepcion, SS (4)  
Cesar Geronimo, OF (4)

(number in parentheses indicates number of Gold Gloves)

## Jay Howell

No. 43. Pitcher. Born 11-26-55, Miami, FL. Resides Boulder, CO. Bats Right. Throws Right. Ht. 6-3. Wt. 200. Single. Acquired as No. 31 draft choice, regular phase, June 1976. Full Name Jay Canfield Howell.



The strikeout king in the Southern League in 1978 was Jay Howell, a tall righthanded pitcher who is on the Cincinnati Reds 40-man winter roster for the first time this year. Howell fanned 170 batters in 166 innings in his most impressive season to date in the Reds farm system. Signed out of the University of Colorado in 1976 after being drafted in the 31st round, Howell spent his first year at Eugene and 1976 at Tampa where he sported identical earned run averages of 2.96.

Year	Club	W-L	ERA	G	GS	CG	IP	H	R	ER	BB	SO
1976	Eugene	5-4	2.96	13	12	5	73	65	30	24	34	79
1977	Tampa	7-13	2.96	23	22	10	158	141	60	52	52	99
1978	Nashville	9-14	3.09	28	25	6	166	134	70	57	55	*173

## National League Team Pitching—1978

Club	ERA	CG	SV	SHO	IP	H	R	ER	HR	BB	SO
Los Angeles .....	3.12	46	38	16	1440	1362	573	499	107	440	800
San Diego .....	3.28	21	55	10	1434	1385	598	522	74	483	744
San Francisco .....	3.30	42	29	17	1455	1377	594	534	84	453	840
Philadelphia .....	3.33	38	29	9	1436	1343	586	532	118	393	813
Pittsburgh .....	3.41	30	44	13	1445	1366	637	548	103	499	880
Montreal .....	3.42	42	32	13	1446	1332	611	550	117	572	740
St. Louis .....	3.58	32	22	13	1438	1300	657	572	94	600	857
Houston .....	3.63	48	23	17	1440	1328	634	581	86	578	930
CINCINNATI .....	3.81	16	46	10	1448	1437	688	613	122	567	908
New York .....	3.87	21	26	7	1455	1447	690	626	114	531	775
Chicago .....	4.05	24	38	7	1455	1475	724	655	125	539	768
Atlanta .....	4.08	29	32	12	1440	1404	750	653	132	624	848
<b>Totals</b>	<b>3.57</b>	<b>389</b>	<b>414</b>	<b>144</b>	<b>17333</b>	<b>16556</b>	<b>7742</b>	<b>6885</b>	<b>1276</b>	<b>6279</b>	<b>9905</b>

## Tom Hume

No. 47. Pitcher. Born 3-29-53, Cincinnati, Ohio. Resides Palmetto, Fla. Bats Right. Throws Right. Ht. 6-1. Wt. 180. Married Susan Holland. Child Bradley (11-13-76). Acquired No. 1 draft choice, secondary phase, January, 1972. Full Name Thomas Hubert Hume, Jr.



It's not a very long trip from the dugout to the bullpen at Riverfront Stadium, but it turned out to be a pleasant journey for hard-throwing Tom Hume in 1978. The 25-year-old righthander has long been considered to have a major league arm, but it took a trip to the bullpen in the middle of the season for the Cincinnati native to put things together. In his first full season in the majors, Hume was given an opportunity to be a regular starter. He won two starts in the first eight days of the 1978 season, then lost nine in a row before he tasted victory again on July 9. But it was not until Hume left the starting rotation and became a relief pitcher that he found success. "I was ready for the bullpen when I was moved there. I thought maybe that was what I needed." The move came at the end of July, when Hume had a 4-10 record and a 5.46 ERA. From that point to the end of the season, Hume pitched in 21 games, posted a 4-1 record and had an outstanding 2.08 ERA. In one stretch of four mid-August games, Hume faced 28 batters and retired 24 of them without allowing a run. Interestingly, the move helped Hume as a starting pitcher as well. In three late September starts, Hume had two complete game victories and allowed just four runs in 24 innings (1.50 ERA).

Year	Club	W-L	ERA	G	GS	CG	IP	H	R	ER	BB	SO
1972	Tampa	7-11	3.45	23	23	5	141	135	69	54	68	112
1973	Three Rivers	7- 8	4.29	27	†27	3	170	186	97	81	99	103
1974	Three Rivers	7-12	4.41	26	26	7	157	*167	91	77	90	109
1975	Three Rivers	3- 2	3.00	7	6	2	45	43	20	15	15	19
1975	Indianapolis	6- 6	4.05	17	16	4	100	106	49	45	36	56
1976	Indianapolis	9-12	4.10	27	27	8	182	178	91	83	62	111
1977	Indianapolis	5- 6	2.55	28	12	2	106	99	40	30	37	76
1977	Cincinnati	3- 3	7.12	14	5	0	43	54	36	34	17	22
1978	Cincinnati	8-11	4.14	42	23	3	174	198	89	80	50	90

**Major League Totals** 11-14 4.73 56 28 3 217 252 125 114 67 112

**LIFETIME MAJOR LEAGUE HITTING:** AB—55, H—5, HR—1, RBI—4, Pct.—.091.

(Home run 6-15-77 at Riverfront off Lerch, Philadelphia)

**LIFETIME MAJOR LEAGUE SAVES:** 1978—1.

## Junior Kennedy

No. 26. Infielder. Born 8-9-50, Ft. Gibson, Ok. Resides Bakersfield, Ca. Bats Right. Throws Right. Ht. 6-0. Wt. 185. Married Joy Johnston. Child Jory (6-9-74). Acquired from Baltimore with Merv Rettenmund and Bill Wood for Ross Grimsley and Wally Williams 12-4-73. Full Name Junior Raymond Kennedy.



Junior Kennedy had to wait 10 years in the minor leagues to get his first real chance to play in the major leagues, but the 28-year-old infielder made the most of his chance with a solid performance as a rookie with the Reds in 1978. The sure-handed Kennedy got more playing time than expected, because of a succession of injuries to Joe Morgan, and showed he could do the job both defensively and at the plate. Kennedy started 42 games at second base and batted .273 in those starting assignments. Junior had just 22 brief appearances for the 1974 Reds to show for his pro career prior to 1978. He parlayed a big season at Phoenix of the Pacific Coast League with an impressive spring training performance to earn his way onto the Cincinnati squad. Kennedy batted .316 with 76 RBIs for Phoenix in 1977, then followed that with a .357 average for the Reds last spring to earn his job. Among his bright moments last season were a pair of three-hit games, one of them on July 3 when he singled in the deciding run to end an 11-inning victory over Houston. Kennedy was the No. 1 draft choice of the Baltimore Orioles in the 1968 free agent draft, then moved into the Reds' organization via trade in 1973.

Year	Club	Pct.	G	AB	R	H	2B	3B	HR	RBI	BB	SO	SB
1968	Aberdeen	.262	65	225	32	59	5	0	0	22	24	39	7
1969	Stockton	.264	115	375	38	99	16	1	2	34	48	65	21
1970	D.-Ft. Worth	.333	3	9	1	3	0	0	0	2	1	0	0
1971	D.-Ft. Worth	.226	118	420	58	95	12	1	2	29	46	59	16
1972	Rochester	.240	123	388	41	93	14	5	3	33	39	62	10
1973	Rochester	.219	58	196	40	43	7	1	1	15	33	46	4
1973	Indianapolis	.282	46	142	21	40	3	3	0	5	19	22	4
1974	Indianapolis	.284	84	271	50	77	9	4	1	22	28	35	10
1974	Cincinnati	.158	22	19	2	3	0	0	0	0	6	4	0
1975	Indianapolis	.277	116	405	49	112	13	5	3	46	57	73	10
1976	Indianapolis	.250	122	348	53	87	15	4	2	44	60	54	11
1977	Phoenix	.316	135	481	88	152	16	9	0	76	74	51	14
1978	Cincinnati	.255	89	157	22	40	2	2	0	11	31	28	4
<b>Major League Totals</b>		<b>.244</b>	<b>111</b>	<b>176</b>	<b>24</b>	<b>43</b>	<b>2</b>	<b>2</b>	<b>0</b>	<b>11</b>	<b>37</b>	<b>32</b>	<b>4</b>

## Ray Knight

No. 25. Third Baseman. Born 12-28-52, Albany, Ga. Resides Albany, Ga. Bats Right. Throws Right. Ht. 6-2. Wt. 185. Married Terri Schmidt. Acquired as No. 10 draft choice, regular phase, June, 1970. Full Name Charles Ray Knight.



Ray Knight went through his second straight season serving primarily as a late-inning defensive replacement at third base. It is not a role that the 26-year-old Georgian relishes, but one that he has learned to accept. It has provided him with a job in the major leagues for two years while waiting for a chance to play regularly. "I'll do anything I can to help the club," said Knight, who played all four infield positions plus left field during 1978 and was even ready for emergency duty as a catcher. Knight doesn't mind being a utility infielder as long as he isn't called a utility infielder. "Once you get that label pinned on you, you can never shake it," he said, "and I know I can play regularly in the major leagues." There has never been any doubt about Knight's ability to play defensively, but he has not yet had a chance to prove he can hit major league pitching. In two full seasons with the Reds, he has been to the plate just 157 times. His brightest moment as a hitter in 1978 came on May 22 when he hit a three-run homer to help the Reds beat Atlanta, 10-0. Knight was on the disabled list for three weeks early in the season because of a severe strain in his left thigh muscle.

Year	Club	Pct.	G	AB	R	H	2B	3B	HR	RBI	BB	SO	SB
1971	Sioux Falls	.285	64	239	34	68	5	2	6	31	26	27	6
1972	Three Rivers	.212	97	302	25	64	8	1	2	35	21	41	2
1973	Three Rivers	.280	57	193	41	54	14	2	2	22	28	33	1
1973	Indianapolis	.217	78	253	20	55	10	4	1	16	24	40	3
1974	Indianapolis	.227	107	352	36	80	13	4	5	37	17	51	2
1974	Cincinnati	.182	14	11	1	2	1	0	0	2	1	2	0
1975	Indianapolis	.272	123	434	58	118	16	5	4	48	40	51	3
1976	Indianapolis	.268	110	396	47	106	24	3	10	41	36	50	2
1977	Cincinnati	.261	80	92	8	24	5	1	1	13	9	16	1
1978	Cincinnati	.200	83	65	7	13	3	0	1	4	3	13	0
<b>Major League Totals</b>		<b>.232</b>	<b>177</b>	<b>168</b>	<b>16</b>	<b>39</b>	<b>9</b>	<b>1</b>	<b>2</b>	<b>19</b>	<b>13</b>	<b>31</b>	<b>1</b>

## Mike LaCoss



No. 51. Pitcher. Born 5-30-56, Glendale, Calif. Resides Visalia, Calif. Bats Right. Throws Right. Ht. 6-4. Wt. 190. Married Theresa Vallecillo. Acquired as No. 3 draft choice, regular phase, June 1974. Full Name Michael James LaCoss.

Mike LaCoss gave indications in the last half of the 1978 season that he may be ready to take his place as a regular in the Reds' regular starting rotation. The 22-year-old righthander, who moved up quickly through the Reds' farm system after being a third round draft pick in June, 1974, won three of his first four starts for the Reds last summer after earning a mid-season promotion from Indianapolis. LaCoss had an 11-5 record with 10 complete games in 19 starts for the Class AAA team before joining the Reds on July 17. After his fast start, LaCoss ran into a streak of tough luck that was a test for his temper. He lost six games in a row and his teammates provided just 10 runs in those games, an average of 1.7 per game. LaCoss took matters into his own hands to break the streak, pitching an impressive shutout at Dodger Stadium.

Year	Club	W-L	ERA	G	GS	CG	IP	H	R	ER	BB	SO
1974	Billings	6-5	2.79	13	13	6	87	81	40	27	38	58
1975	Tampa	7-10	2.86	23	22	9	151	131	61	48	41	72
1976	Three Rivers	12-10	2.94	25	25	9	162	148	66	53	53	80
1977	Indianapolis	11-13	3.87	27	27	8	186	181	93	80	65	104
1978	Indianapolis	11-5	3.47	19	19	10	130	129	62	50	49	67
1978	Cincinnati	4-8	4.50	16	15	2	96	104	56	48	46	31

**LIFETIME MAJOR LEAGUE HITTING:** AB—30, H—2, HR—0, RBI—1, Pct.—.067.

**LIFETIME MAJOR LEAGUE SHUTOUTS:** 1978—1.

### Road Hotels

Atlanta	Marriott Motor Hotel	(404) 659-6500
Chicago	Sheraton Plaza	(312) 787-2900
Houston	Marriott Motor Hotel	(713) 747-6200
Los Angeles	Los Angeles Hilton	(213) 629-4321
Montreal	La Cite	(514) 288-6666
New York	New York Sheraton	(212) 247-8000
Philadelphia	Airport Sheraton	(215) 365-4150
Pittsburgh	Carlton House	(412) 471-6060
St. Louis	Stouffer's Inn	(314) 241-9500
San Diego	Town & Country Hotel	(714) 291-7131
San Francisco	Sheraton Palace Hotel	(415) 392-8600

## Eddie Milner

No. 55. Outfielder. Born 5-21-55, Griffin, GA. Resides Columbus, OH. Bats Left. Throws Left. Ht. 6-0. Wt. 170. Single. Acquired as No. 21 draft choice, regular phase, June 1976. Full Name Eddie James Milner.



The Most Valuable Player in the Florida State League in 1978 was Eddie Milner, a speedy outfielder who batted .284 and stole 28 bases for the Tampa Tarpons. Milner's fine season elevated him to the Cincinnati 40-man winter roster for the first time this year. Milner is another of the many Cincinnati players who have been picked in the lower rounds of the free agent draft and then improve steadily as they move through the Cincinnati farm system. He was picked in the 21st round in 1976. A cousin of Pittsburgh Pirates outfielder John Milner, Eddie attended Muskingum College and Central State University after graduating from Marion-Franklin High School in Columbus. Milner began his professional career in 1976 at Billings and played at Shelby in 1977. He has stolen 80 bases in his first three pro seasons. In addition to earning Florida State League MVP honors in 1978, Milner was voted the Tarpons MVP and honored by the Stroh Brewery Co.

Year	Club	Pct.	G	AB	R	H	2B	3B	HR	RBI	BB	SO	SB
1976	Billings	.255	67	231	51	59	14	3	2	27	49	23	71
1977	Shelby	.268	110	414	62	111	15	8	3	30	56	46	35
1978	Tampa	.284	133	497	79	141	16	*16	8	44	55	49	28

### Reds With 200 Hits In Season

230—Pete Rose, 1973	208—Vada Pinson, 1961
219—Cy Seymour, 1905	Frank Robinson, 1961
218—Pete Rose, 1969	205—Pete Rose, 1966 & 1970
215—Pete Rose, 1976	Vada Pinson, 1959
210—Pete Rose, 1968 & 1975	Jake Daubert, 1922
209—Frank McCormick, 1938 & 1939	204—Vada Pinson, 1963 & 1965
Pete Rose, 1965	Pete Rose, 1977

## Dave Moore



No. 54. Pitcher. Born 9-19-54, Lexington, Ky. Resides Lexington, Ky. Bats Right. Throws Right. Ht. 6-2. Wt. 185. Single. Acquired as No 7 draft choice, regular phase, June 1972. Full name David Moore.

Dave Moore put together a solid season at Indianapolis in his first full year in Class AAA. The 24-year-old righthander finished with a 12-6 record, matching Dan Dumoulin for the club lead in victories. Moore was the top winner in the Cincinnati organization in 1977 when he divided the season between Three Rivers and Indianapolis and finished with 18 wins. Dave is a home-grown product, a native and resident of Lexington, Ky.

Year	Club	W-L	ERA	G	GS	CG	IP	H	R	ER	BB	SO
1972	Brantown	2- 3	3.54	5	5	2	28	22	17	11	16	29
1972	Melbourne	4- 2	1.29	7	7	3	49	28	13	7	23	37
1973	Tampa	3- 7	4.14	25	18	2	100	117	56	46	39	79
1974	Tampa	11-11	3.24	25	25	9	175	*186	72	64	77	125
1975	Three Rivers	8-12	2.74	26	26	4	184	153	67	56	63	116
1976	Three Rivers	7-12	2.89	26	22	10	159	138	55	51	68	95
1977	Three Rivers	10- 2	3.69	14	14	4	95	70	41	39	43	43
1977	Indianapolis	8- 4	3.56	16	14	4	86	92	43	34	28	54
1978	Indianapolis	12- 6	4.83	29	22	4	140	135	82	75	87	75

### Baseball Writers of America

#### Membership

<b>Associated Press</b> Bill Vale	<b>Cincinnati Enquirer</b> Jerry Dowling Dick Forbes Bill Ford Bob Hertzell Dick Macke Mel Woody	<b>Dayton Journal-Herald</b> Bucky Albers Ritter Collett Jerry Howe Paul Meyer	<b>Lexington Herald-Leader</b> Rick Bailey
<b>United Press International</b> Rick Van Sant	<b>Dayton Daily News</b> Si Burick Hal McCoy Gary Nuhn	<b>Hamilton Journal</b> Joe Minster Bill Moeller	<b>Middletown Journal</b> Jerry Nardiello
<b>Cincinnati Post</b> Pat Harmon Earl Lawson Tom Tuley			<b>Richmond Palladium-Item</b> Mike Lopresti
<b>Cincinnati Reds</b> Jim Ferguson			<b>Springfield Sun</b> Dan Hoyt
			<b>Troy Daily News</b> Dick Netzley

## Joe Morgan



No. 8. Second Baseman. Born 9-19-43, Bonham, Tex. Resides Oakland, Calif. Bats Left. Throws Right. Ht. 5-7. Wt. 160. Married Gloria Stewart. Children Lisa (3-13-69) and Angela (11-20-72). Acquired from Houston with Denis Menke, Jack Billingham, Cesar Geronimo and Ed Armbrister for Lee May, Tommy Helms and Jimmy Stewart, 11-29-71. Full Name Joe Leonard Morgan.

Baseball awards are nice to win, but no player is too interested in one of them — Comeback Player of the Year. Just being a candidate means that you had a bad year. Joe Morgan is not only a candidate, but is telling anyone who'll listen that he is on the comeback trail. The 35-year-old second baseman is a definite candidate, his batting average drooping to .236 after six super seasons in a Cincinnati uniform. There was a reason for Morgan's dip in nearly every offensive category. He injured stomach muscles in the middle of June and never really was able to play Joe Morgan-style baseball the rest of the season. "Being 34 had nothing to do with it," insisted Morgan. "It was the nature of the injury. Every time I moved, I re-injured it. But I'm not through.

### Top 20 Career Walk Leaders

Babe Ruth .....	2056	Jimmie Foxx .....	1452
Ted Williams .....	2018	Eddie Mathews .....	1444
Mickey Mantle .....	1734	Frank Robinson .....	1420
Mel Ott .....	1708	Hank Aaron .....	1402
Eddie Yost .....	1614	JOE MORGAN .....	1373
Stan Musial .....	1599	WILLIE McCOVEY .....	1306
CARL YASTRZEMSKI .....	1577	Luke Appling .....	1302
Harmon Killebrew .....	1559	Al Kaline .....	1277
Lou Gehrig .....	1508	Jim Wynn .....	1224
Willie Mays .....	1464	Eddie Collins .....	1213

CAPS indicate active

I will be back. I'm going home and get ready for a comeback to show off the real Joe Morgan." The stomach muscle problem was just one of several injuries that hampered Morgan in 1978, but the powerful

(Continued on Page 54)

Year	Club	Pct.	G	AB	R	H	2B	3B	HR	RBI	BB	SO	SB	
1963	Modesto	.263	45	152	42	40	5	3	5	27	52	34	5	
1963	Durham	.332	95	322	74	107	20	2	13	43	91	38	7	
1963	Houston	.240	8	25	5	6	0	1	0	3	5	5	1	
1964	San Antonio	.323	†140	496	113	160	*42	8	12	90	105	56	47	
1964	Houston	.189	10	37	4	7	0	0	0	0	6	7	0	
1965	Houston	.271	157	601	100	163	22	12	14	40	*97	77	20	
1966	Houston	.285	122	425	60	121	14	8	5	42	89	43	11	
1967	Houston	.275	133	494	73	136	27	11	6	42	81	51	29	
1968	Houston	.250	10	20	6	5	0	1	0	0	7	4	3	
1969	Houston	.236	147	535	94	126	18	5	15	43	110	74	49	
1970	Houston	.268	144	548	102	147	28	9	8	52	102	55	42	
1971	Houston	.256	160	583	87	149	27	†11	13	56	88	50	40	
1972	Cincinnati	.292	149	552	*122	161	23	4	16	73	*115	44	58	
1973	Cincinnati	.290	157	576	116	167	35	2	26	82	111	61	67	
1974	Cincinnati	.293	149	512	107	150	31	3	22	67	120	69	58	
1975	Cincinnati	.327	146	498	107	163	27	6	17	94	*132	52	67	
1976	Cincinnati	.320	141	472	113	151	30	5	27	111	114	41	60	
1977	Cincinnati	.288	153	521	113	150	21	6	22	78	117	58	49	
1978	Cincinnati	.236	132	441	68	104	27	0	13	75	79	40	19	
<b>Major League Totals</b>			<b>.279</b>	<b>1918</b>	<b>6840</b>	<b>1277</b>	<b>1906</b>	<b>330</b>	<b>84</b>	<b>204</b>	<b>858</b>	<b>1373</b>	<b>731</b>	<b>573</b>

### Championship Series

Year	Club	Pct.	G	AB	R	H	2B	3B	HR	RBI	BB	SO	SB	
1972	Cincinnati	.263	5	19	5	5	0	0	2	3	1	2	1	
1973	Cincinnati	.100	5	20	1	2	1	0	0	1	2	2	0	
1975	Cincinnati	.273	3	11	2	3	3	0	0	1	3	2	4	
1976	Cincinnati	.000	3	7	2	0	0	0	0	0	6	1	2	
<b>Totals</b>			<b>.175</b>	<b>16</b>	<b>57</b>	<b>10</b>	<b>10</b>	<b>4</b>	<b>0</b>	<b>2</b>	<b>5</b>	<b>12</b>	<b>7</b>	<b>7</b>

### World Series

Year	Club	Pct.	G	AB	R	H	2B	3B	HR	RBI	BB	SO	SB	
1972	Cincinnati	.125	7	24	4	3	2	0	0	1	6	3	2	
1975	Cincinnati	.259	7	27	4	7	1	0	0	3	5	1	1	
1976	Cincinnati	.333	4	15	3	5	1	1	1	2	2	2	2	
<b>Totals</b>			<b>.227</b>	<b>18</b>	<b>66</b>	<b>11</b>	<b>15</b>	<b>4</b>	<b>1</b>	<b>1</b>	<b>6</b>	<b>13</b>	<b>6</b>	<b>5</b>

### All-Star Game

Year	Club	Pct.	G	AB	R	H	2B	3B	HR	RBI	BB	SO	SB	
1966	National													
1970	National													
1972	National	.250	1	4	0	1	0	0	0	1	1	0	1	
1973	National	.333	1	3	2	1	1	0	0	0	1	0	0	
1974	National	.500	1	2	0	1	1	0	0	1	0	1	0	
1975	National	.250	1	4	0	1	0	0	0	0	0	0	0	
1976	National	.333	1	3	1	1	0	0	0	0	0	0	0	
1977	National	.250	1	4	1	1	0	0	1	1	0	1	0	
1978	National	.000	1	3	1	0	0	0	0	0	1	1	0	
<b>Totals</b>			<b>.280</b>	<b>8</b>	<b>25</b>	<b>6</b>	<b>7</b>	<b>2</b>	<b>0</b>	<b>1</b>	<b>3</b>	<b>3</b>	<b>2</b>	<b>1</b>

little man made more than one pitcher realize too late he wasn't exactly a cripple standing at the plate. Morgan, for instance, had 75 RBIs, the second highest total on the club, in spite of missing about 40 starts. He still had a lot of sting in his bat, he just couldn't run and running is so much a part of Morgan's game. During the middle of the season, Joe went more than two months without a stolen base — without even being able to attempt to steal. Although 1978 is a season that Morgan would like to forget, there are certain events from it that he will remember forever. One that he is proudest of was his string of consecutive games without an error that began on July 5, 1977, and continued through the first 15 games of the 1978 season. The overall streak of 91 games was the best in major league history for a second baseman, breaking the previous mark of 89 set in 1964-65 by Jerry Adair of Baltimore. During his streak, he handled 410 chances without an error, just eight short of the N.L. record. "I'm proud of that record," said Joe, "because I had to work harder at fielding than any other phase of the game. When I broke into the major leagues, I was probably the worst second baseman in baseball." While with the Reds, Morgan has won the Gold Glove Award for second baseman five times. Morgan also reached the 200 mark in home runs, only the fourth second baseman ever to do so. The others were Rogers Hornsby (301), Joe Gordon (253) and Bobby Doerr (223). That home run let Morgan become the first player in modern history to amass both 200 homers and 500 stolen bases, a rare combination of speed and power.

### Players With 500 or More Career Stolen Bases

Joe Morgan now stands 17th on the all-time stolen base list with a total of 573. Only Lou Brock and Bert Campaneris among active players have more career steals than Morgan. Following is a list of players with 500 or more stolen bases:

LOU BROCK .....	917	BERT CAMPANERIS	615	Herman Long .....	554
Ty Cobb .....	892	Dummy Hoy .....	605	Mike Griffin .....	549
Arlie Latham .....	791	John Ward .....	605	George Van Haltren	537
Harry Stovey .....	744	Bid McPhee .....	602	Pat Donovan .....	531
Eddie Collins .....	743	Hugh Duffy .....	597	Fred Clarke .....	527
Max Carey .....	738	Bill Dahlen .....	587	Curtis Welch .....	526
Honus Wagner .....	720	Maury Wills .....	586	Willie Keeler .....	519
Tom Brown .....	697	JOE MORGAN .....	573	Tom McCarthy .....	506
George Davis .....	632	John Doyle .....	560	Luis Aparicio .....	506

## Paul Moskau



No. 31. Pitcher. Born 12-20-53, St. Joseph, Mo. Resides Cincinnati. Bats Right, Throws Right. Ht. 6-2. Wt. 210. Married Anna Zoback. Child Ryan Paul (8-22-77). Acquired No. 3 draft choice, regular phase, June 1975. Full Name Paul Richard Moskau.

Paul Moskau had a disappointing start of the 1978 season, but he closed out the year with a flourish. In his first four starts in September, the 25-year-old righthander won three times and worked eight strong innings in a fourth game, posting a 2.32 ERA for those games. It was quite a reversal for Moskau, who had pitching problems during spring training and opened the season with the Indianapolis farm team. He rejoined the Reds in early May, but didn't win his first game until July 5. "I was trying too hard to prove that I belonged in the majors," admitted Moskau, late in the season. "Now I realize that if I do the things I'm capable of, I can win consistently in the majors." Moskau finished the season with a 6-4 record, despite an occasional problem with his right shoulder. But with a little luck his record could have been much better. He usually kept the team in contention and the Reds won 12 of Paul's 15 no-decision starts. Moskau also helped himself with his bat. He had 11 RBIs to pace the Reds' pitching staff, including four in a Sept. 17 victory over San Francisco. Paul also hit his second major league homer, a three-run shot off Philadelphia's Jim Lonborg. Moskau hit his first in Philadelphia during his major league debut in 1977. Moskau was the Reds' No. 3 draft choice in June, 1975, and had a spectacular minor league career, posting an overall 30-9 record to earn a mid-season promotion to the Reds in 1977.

Year	Club	W-L	ERA	G	GS	CG	IP	H	R	ER	BB	SO
1975	Billings	0- 1	2.25	1	1	0	4	3	5	1	3	6
1975	Eugene	*10- 1	*1.50	13	12	7	84	52	22	14	41	*92
1976	Three Rivers	13- 6	*1.55	26	23	11	180	134	42	31	58	124
1977	Indianapolis	7- 1	3.54	12	12	3	81	69	35	32	26	55
1977	Cincinnati	6- 6	4.00	20	19	2	108	116	51	48	40	71
1978	Indianapolis	1- 1	3.08	4	4	0	26	21	14	9	15	27
1978	Cincinnati	6- 4	3.97	26	25	2	145	139	65	64	57	88
<b>Major League Totals</b>		<b>12-10</b>	<b>3.98</b>	<b>46</b>	<b>44</b>	<b>4</b>	<b>253</b>	<b>255</b>	<b>116</b>	<b>112</b>	<b>97</b>	<b>159</b>

**LIFETIME MAJOR LEAGUE HITTING:** AB—87, H—17, HR—2, RBI—13, Pct.—.195.

(Last home run 7-29-78 at Riverfront off Lonborg, Philadelphia)

**LIFETIME MAJOR LEAGUE SAVES:** 1978—1.

**LIFETIME MAJOR LEAGUE SHUTOUTS:** 1977—2, 1978—1. Total—3.

## Fred Norman

No. 32. Pitcher. Born 8-20-42, San Antonio, Tex. Resides Cincinnati. Bats Both. Throws Left. Ht. 5-8. Wt. 170. Married Cindy Hebenstreit. Child Joseph Michael (2-22-78). Acquired from San Diego for Gene Locklear, Mike Johnson and cash, 6-12-73. Full Name Fred Hubert Norman.



Fred Norman had two different seasons in 1978. He enjoyed the first one and would rather forget about the other. The 36-year-old lefthander won his first five decisions and coasted into the middle of June with an 8-3 record to go along with a 2.97 earned run average. That's when Norman's luck deserted him. On a late June night in Los Angeles, Fred made one bad pitch and Steve Garvey's home run beat him, 1-0. Five nights later, in Houston, Norman made one bad pitch and Bob Watson's three-run homer beat him, 3-0. The season went rapidly downhill from that point on. Fred finished with an 11-9 record, but deserved a better fate. He held the opposition to three runs or less in 18 of his first 22 starts. But the Reds' bats didn't produce many runs for Norman in 1978. And Norman's left arm didn't produce the control he knows he must have. "Every year since I've been with the Reds, I have improved. I thought this was going to be my year for a big season," said Norman. "Then I lost my rhythm, I lost my control. I can't overpower hitters any more, so I have to live on my control." Norman did have some bright moments during the "dark" half of the season. He picked up a victory on Aug. 6 with two innings of relief, striking out five of

### McNamara was Fred's Catcher

Pitcher Fred Norman's association with new Reds manager John McNamara goes back more than 15 years. They first crossed paths in the minor leagues in the Kansas City A's organization when Norman was a young pitcher, blazing his way into the minor league record book and McNamara was a playing manager. McNamara was Fred's skipper at Lewiston in 1962 in the Northwest League and Binghamton in the Eastern League. McNamara caught many of Norman's games at Binghamton when Fred set the league strikeout mark of 258.

the seven batters he faced, to put the Reds in first place for the last time in 1978. Norman also gave himself something to remember over the winter when he pitched seven shutout innings in the next-to-last game of the season to pick up his 11th victory. That boosted his record as a Red to 74-53 since joining the team during the 1973 season. He's won more games for the Reds than any other pitcher on the roster. Norman has been particularly effective in Riverfront Stadium, where his record is 47-20.

Year	Club	W-L	ERA	G	GS	CG	IP	H	R	ER	BB	SO
1961	Shreveport	1- 7	5.70	14	11	0	54	45	43	34	64	46
1962	Binghamton	3- 5	4.89	11	11	2	70	61	41	38	53	81
1962	Lewiston	7- 5	4.07	16	14	7	95	66	46	43	79	147
1962	Kansas City	0- 0	2.25	2	0	0	4	4	1	1	1	2
1963	Binghamton	13-14	3.09	30	26	14	198	143	76	68	104	*258
1963	Kansas City	0- 1	12.00	2	2	0	6	9	9	8	7	6
1964	Salt Lake City	2- 6	7.38	15	11	1	50	62	50	41	30	50
1964	Fort Worth	1- 8	6.95	13	9	2	57	55	46	44	33	40
1964	Chicago	0- 4	6.47	8	5	0	32	34	25	23	21	20
1965	Dallas-Ft. W.	0- 1	9.00	4	1	0	7	10	7	7	7	9
1965	Wenatchee	4- 4	5.52	25	16	2	106	110	74	65	63	116
1966	Dallas-Ft. W.	12-11	2.73	42	27	7	191	147	71	58	65	*198
1966	Chicago	0- 0	4.50	2	0	0	4	5	2	2	2	6
1967	Chicago	0- 0	0.00	1	0	0	1	0	0	0	0	3
1967	Spokane	8- 5	3.71	16	16	6	102	91	46	42	43	77
1968	Albuquerque	6- 8	4.39	23	23	2	121	124	70	59	49	86
1969	Spokane	†13- 6	2.62	34	19	2	151	128	68	44	61	134
1970	Los Angeles	2- 0	5.22	30	0	0	62	65	40	36	33	47
1970	St. Louis	0- 0	0.00	1	0	0	1	1	0	0	0	0
1971	St. Louis	0- 0	11.25	4	0	0	4	7	5	5	7	4
1971	Tulsa	6- 1	2.17	9	7	4	63	44	16	15	22	72
1971	San Diego	3-12	3.33	20	18	5	127	114	48	47	56	77
1972	San Diego	9-11	3.45	42	28	10	212	195	88	81	88	167
1973	San Diego-Cin	13-13	3.60	36	35	8	240	208	102	96	101	161
1974	Cincinnati	13-12	3.15	35	26	8	186	170	69	65	68	141
1975	Cincinnati	12- 4	3.73	34	26	2	188	163	85	78	84	119
1976	Cincinnati	12- 7	3.10	33	24	8	180	153	71	62	70	126
1977	Cincinnati	14-13	3.38	35	34	8	221	200	97	83	98	160
1978	Cincinnati	11- 9	3.71	36	31	0	177	173	86	73	82	111
<b>N.L. Totals</b>		<b>89-85</b>	<b>3.58</b>	<b>317</b>	<b>227</b>	<b>49</b>	<b>1635</b>	<b>1488</b>	<b>718</b>	<b>651</b>	<b>710</b>	<b>1142</b>
<b>A.L. Totals</b>		<b>0- 1</b>	<b>8.10</b>	<b>4</b>	<b>2</b>	<b>0</b>	<b>10</b>	<b>13</b>	<b>10</b>	<b>9</b>	<b>8</b>	<b>8</b>
<b>Major League Totals</b>		<b>89-86</b>	<b>3.61</b>	<b>321</b>	<b>229</b>	<b>49</b>	<b>1645</b>	<b>1501</b>	<b>728</b>	<b>660</b>	<b>718</b>	<b>1150</b>

### Championship Series

Year	Club	W-L	ERA	G	GS	CG	IP	H	R	ER	BB	SO
1973	Cincinnati	0- 0	1.80	1	1	0	5	1	1	1	3	3
1975	Cincinnati	1- 0	1.50	1	1	0	6	4	1	1	5	4
<b>Totals</b>		<b>1- 0</b>	<b>1.64</b>	<b>2</b>	<b>2</b>	<b>0</b>	<b>11</b>	<b>5</b>	<b>2</b>	<b>2</b>	<b>8</b>	<b>7</b>

### World Series

Year	Club	W-L	ERA	G	GS	CG	IP	H	R	ER	BB	SO
1975	Cincinnati	0- 1	9.00	2	1	0	4	8	4	4	3	2
1976	Cincinnati	0- 0	4.50	1	1	0	6	9	3	3	2	2
<b>Totals</b>		<b>0- 1</b>	<b>6.30</b>	<b>3</b>	<b>2</b>	<b>0</b>	<b>10</b>	<b>17</b>	<b>7</b>	<b>7</b>	<b>5</b>	<b>4</b>

**LIFETIME MAJOR LEAGUE HITTING:** AB—496, H—62, HR—0, RBI—21, Pct.—.125.

**LIFETIME MAJOR LEAGUE SAVES:** 1970—1, 1973—2. Total—3.

**LIFETIME MAJOR LEAGUE SHUTOUTS:** 1972—6, 1973—3, 1974—2, 1976—3, 1977—1. Total—15.

## Ron Oester

No. 16. Infielder. Born 5-5-56, Cincinnati, Ohio. Resides Cincinnati. Bats Both. Throws Right. Ht. 6-1. Wt. 175. Married Jackie Wallace. Acquired as No. 9 draft choice, regular phase. June 1974. Full Name Ronald John Oester.



Cincinnati native Ron Oester made his major league debut in 1978, getting into six games with the Reds late in the season after another fine year at Indianapolis where he continued his progress as one of the top infield prospects in baseball. Oester, a product of Cincinnati's Withrow High School, improved his batting average for the third year in a row and had career highs in homers, RBIs, hits and extra base hits. Oester got the thrill of his first major league hit off Atlanta ace Phil Niekro on Sept. 30 and then scored the game-winning run in the 14th inning of the final game of the 1978 season on Oct. 1. Oester continued to impress club officials on the trip to Japan, where he got a chance to play on an every-day basis.

Year	Club	Pct.	G	AB	R	H	2B	3B	HR	RBI	BB	SO	SB
1974	Billings	.311	53	167	23	52	11	1	0	21	9	27	1
1975	Tampa	.219	117	375	40	82	3	4	0	25	38	56	3
1976	Three Rivers	.246	138	447	57	110	14	4	0	44	47	68	6
1977	Indianapolis	.255	134	455	60	116	16	5	3	33	39	80	14
1978	Indianapolis	.259	135	514	78	133	21	4	7	49	29	84	11
1978	Cincinnati	.375	6	8	1	3	0	0	0	1	0	2	0

### Players' Ages on Opening Day

Auerbach—29	Dumoulin—25	Moskau—25
Bair—29	Foster—30	Norman—36
Bench—30	Geronimo—31	Oester—22
Berenyi—22	Griffey—28	Pastore—21
Bonham—30	Henderson—32	Santo Domingo—23
Borbon—32	Householder—20	Sarmiento—23
Capilla—26	Howell—23	Seaver—34
Collins—26	Hume—26	Soto—22
Combe—23	Kennedy—28	Spilman—24
Concepcion—30	Knight—26	Summers—30
Correll—33	LaCoss—22	Tomlin—29
Dawley—21	Milner—23	Werner—26
DeFreites—25	Moore—24	
Driessen—27	Morgan—35	

## Frank Pastore

No. 53. Pitcher. Born 8-21-57, Alhambra, Ca. Resides Upland, Ca. Bats Right. Throws Right. Ht. 6-2. Wt. 205. Single. Acquired as No. 2 draft choice, regular phase, June 1975. Full Name Frank Enrico Pastore.



Hard-throwing Frank Pastore, the Reds' No. 2 draft choice in June, 1975, continued his progress up through the Reds' farm system. The big righthander pitched much better than his final 6-8 record, as evidenced by his hits allowed/innings pitched ratio, giving up just 104 hits in 126 innings. Pastore also averaged nearly a strikeout per inning, whiffing 115 batters. Pastore is a product of Southern California. He was a high school star in suburban Los Angeles.

Year	Club	W-L	ERA	G	GS	CG	IP	H	R	ER	BB	SO
1975	Billings	5- 7	2.56	15	13	3	88	89	47	25	27	69
1976	Tampa	5- 7	3.11	21	19	2	107	101	50	37	34	54
1977	Three Rivers	6- 6	3.64	15	15	7	94	98	43	38	32	51
1978	Nashville	6- 8	3.49	22	20	6	129	106	58	50	46	120
1978	Indianapolis	0- 2	6.94	4	3	0	12	24	15	9	5	8

### Reds At Cooperstown

A total of 31 former Cincinnati Reds players and managers have been elected to the Baseball Hall of Fame at Cooperstown, N. Y. Newest former Red to be enshrined was Amos Rusie, elected by the Old-Timer's Committee last year. Following is a list of Reds players and managers:

Jake Beckley	Chick Hafey	Mike Kelly	Al Simmons
Jim Bottomley	Candy Cummings	Rube Marquard	Joe Tinker
Three-Finger Brown	Jess Haines	Christy Mathewson	Dazzy Vance
Charles Comiskey*	Harry Heilmann	Bill McKechnie*	Rod Wallace*
Sam Crawford	Rogers Hornsby*	Charles Radbourne	Lloyd Waner
Ki Ki Cuyler	Miller Huggins	Eppa Rixey	George Wright
Buck Ewing	Joe Kelley	Edd Roush	Harry Wright
Clark Griffith	George Kelly	Amos Rusie	*Manager

## Rafael Santo Domingo

No. 57. Infielder. Born 11-24-55, Orocovis, Puerto Rico. Resides Orocovis, Puerto Rico. Bats Both. Throws Right. Ht. 6-0. Wt. 160. Single. Acquired as free agent 7-6-74. Full Name Rafael (Molina) Santo Domingo.



Raffy Santo Domingo was hoping to build on his 1977 performance, which was his best by far in four years in the Reds' farm system, but the 23-year-old Puerto Rican was hampered by a knee injury that severely limited his playing time. The swift infielder opened the season at Indianapolis, after training with the Reds, then was switched to the Nashville team, where he was limited to just 22 games by injury.

Year	Club	Pct.	G	AB	R	H	2B	3B	HR	RBI	BB	SO	SB
1974	Billings	.253	36	91	13	23	2	3	0	9	16	16	3
1975	Tampa	.271	15	48	7	13	1	0	0	10	5	14	0
1975	Three Rivers	.202	110	341	29	69	5	1	0	13	27	79	8
1976	Three Rivers	.207	84	222	25	46	4	0	0	16	15	40	4
1977	Three Rivers	.281	112	438	68	123	19	7	2	45	39	67	13
1978	Nashville	.205	22	44	4	9	3	0	2	7	2	11	0
1978	Indianapolis	.265	49	136	23	36	4	2	2	15	10	25	4

### Loge Level Home Runs

There have been 10 home runs hit into the Loge Level (red seats) at Riverfront Stadium since it opened on June 30, 1970. George Foster owns the most, four. Following is a list of the Loge Level home runs at Riverfront:

Player	Date	Pitcher
Tony Perez	8-11-70	Jim McAndrew
Bob Bailey	8-19-70	Jim McGlothlin
Tony Perez	7- 7-75	Steve Carlton
George Foster	6-14-76	Joe Coleman
George Foster	8- 3-77	Willie Hernandez
Dave Parker	8- 5-77	Fred Norman
Greg Luzinski	8-26-77	Tom Seaver
George Foster	9- 7-77	Ed Halicki
George Foster	7-29-78	Jim Lonborg
Champ Summers	9-12-78	Mark Lemongello

## Manny Sarmiento

No. 45. Pitcher. Born 2-2-56, Cagua, Aragua, Venezuela. Resides Cagua, Aragua. Bats Right, Throws Right. Ht. 5-11. Wt. 170. Married Mariam de Acosta. Acquired as free agent. Full Name Manuel Eduardo Sarmiento.



Righthander Manny Sarmiento will be trying to regain the form that made him one of the most spectacular pitchers in the National League in the first half of the 1978 season. By late June, the 23-year-old Venezuelan had a 6-3 record, four saves and a sizzling 1.88 earned run average. In addition to his usual relief work, Sarmiento had even been pressed into duty as a starter three times at that point and responded in brilliant fashion, allowing just four runs in 16 innings. He later made a fourth start, limiting the Dodgers to two hits through five innings before eventually losing the game in the seventh. But the strain of double duty wore down the slightly-built Sarmiento and he was unable to regain his early form. Sarmiento can thank his fellow-countryman, Dave Concepcion, for his chance to play pro ball. Concepcion saw Manny playing baseball in Venezuela and urged the Reds to sign him, which they did when Manny was just 16. Sarmiento had been a shortstop in Venezuela, but his talented right arm was put to better use when he joined the Reds' farm system for his impressive trip to the National League.

Year	Club	W-L	ERA	G	GS	CG	IP	H	R	ER	BB	SO
1972	Bradenton	2- 6	2.93	18	0	0	40	40	22	13	15	34
1973	Seattle	2- 6	2.15	*36	1	0	67	53	22	16	24	60
1974	Tampa	10- 9	2.86	39	9	6	126	112	42	40	47	80
1975	Three Rivers	6- 8	2.58	*64	1	0	129	104	41	37	51	114
1976	Indianapolis	11- 5	2.78	43	0	0	65	49	21	20	24	51
1976	Cincinnati	5- 1	2.05	22	0	0	44	36	14	10	12	20
1977	Indianapolis	3- 4	6.69	25	1	0	35	45	26	26	12	35
1977	Cincinnati	0- 0	2.47	24	0	0	40	28	13	11	11	23
1978	Cincinnati	9- 7	4.39	63	4	0	127	109	65	62	54	72
<b>Major League Totals</b>		<b>14- 8</b>	<b>3.54</b>	<b>109</b>	<b>4</b>	<b>0</b>	<b>211</b>	<b>173</b>	<b>92</b>	<b>83</b>	<b>77</b>	<b>115</b>

### Championship Series

Year	Club	W-L	ERA	G	GS	CG	IP	H	R	ER	BB	SO
1976	Cincinnati	0- 0	18.00	1	0	0	1	2	2	2	1	0

LIFETIME MAJOR LEAGUE HITTING: AB—24, H—0, HR—0, RBI—0, Pct—.000.

LIFETIME MAJOR LEAGUE SAVES: 1977—1, 1978—5. Total—6.

## Tom Seaver

No. 41. Pitcher. Born 11-17-44, Fresno, Calif. Resides Greenwich, Conn. Bats Right. Throws Right. Ht. 6-1. Wt. 210. Married Nancy McIntyre. Children Sarah (2-24-71) and Anne (10-28-75). Acquired from New York Mets for Pat Zachry, Doug Flynn, Steve Henderson and Dan Norman 6-15-77. Full Name George Thomas Seaver.



Tom Seaver had accomplished just about everything a pitcher could do except pitch a no-hitter, so he took care of that oversight on June 16, 1978, a 4-0 decision against the St. Louis Cardinals at Riverfront Stadium. Only three runners reached base, all on walks. Seaver issued two walks in the second inning, then retired 19 straight batters before he walked the leadoff batter in the ninth. "I couldn't really think too much about the no-hitter," said Seaver, "because I was concentrating on winning the game. When I walked that man in the ninth, I had to tell myself, 'hey, this game can still get away from you.' I really didn't have a super fast ball, but I had great control." Catcher Don Werner concurred, "He's thrown harder in other games. The difference in this game was that he never gave in to a single hitter. He threw the pitch he wanted and he threw it where he wanted it." Seaver had pitched five one-hitters in his career previously and had gone into the ninth inning without allowing a hit three times. "My philosophy has been—if it happens, it happens," said Seaver. "If you pitch long enough with good enough stuff, you are bound to pitch a no-hitter sooner or later." Seaver's no-hitter was the first ever at Riverfront Stadium by a Red and the first anywhere by a Red pitcher since Jim Maloney pitched the third of his career on Apr. 30, 1969, at Crosley Field. Despite that moment of glory, 1978 was a frustrating season for Seaver as he finished 16-14 despite a 2.87 ERA, good figures except when measured by Seaver standards. Bothered by a pulled leg muscle in spring training, Seaver got off to a horrible start in the regular season. After his first six starts, he had an 0-3 record and a 6.52 ERA. Then he began to show the pitching that had earned him the reputation of being among the best pitchers in baseball history. His no-hitter was his seventh straight victory, boosted his record to 8-4 and lowered his ERA to 3.21. It appeared he was on his way to a typical Seaver year, but it never materialized. The Reds didn't produce many runs for him to work with, scoring two runs or less in 15

of his 36 starts, and Tom was off with his pitching just enough to keep him from winning many of those low-scoring games. "For me, pitching is a matter of constantly monitoring my mechanics. I've just been a fraction off," he said, "a matter of five or six pitches a game. But those pitches have been beating me." For example, Seaver's ERA after the All-Star break was 2.42, but his record was just 7-7. He did finish on

(Continued on page 64)

Year	Club	W-L	ERA	G	GS	CG	IP	H	R	ER	BB	SO
1966	Jacksonville	12-12	3.13	34	32	10	210	184	87	73	66	188
1967	New York	16-13	2.76	35	34	18	251	224	85	77	78	170
1968	New York	16-12	2.20	36	35	14	278	224	73	68	48	205
1969	New York	*25- 7	2.21	36	35	18	273	202	75	67	82	208
1970	New York	18-12	*2.81	37	36	19	291	230	103	91	83	*283
1971	New York	20-10	*1.76	36	35	21	286	210	61	56	61	*289
1972	New York	21-12	2.92	35	35	13	262	215	92	85	77	249
1973	New York	19-10	*2.08	36	36	18	290	219	74	67	64	*251
1974	New York	11-11	3.20	32	32	12	236	199	89	84	75	201
1975	New York	*22- 9	2.38	36	36	15	280	217	81	74	88	*243
1976	New York	14-11	2.59	35	34	13	271	211	83	78	77	*235
1977	Cin.-N.Y.	21- 6	2.59	33	33	19	261	199	78	75	66	196
1978	Cincinnati	16-14	2.87	36	36	8	260	218	97	83	89	226
<b>Major League Totals</b>		<b>219-117</b>	<b>2.51</b>	<b>423</b>	<b>417</b>	<b>186</b>	<b>3239</b>	<b>2568</b>	<b>991</b>	<b>905</b>	<b>888</b>	<b>2756</b>

### Championship Series

Year	Club	W-L	ERA	G	GS	CG	IP	H	R	ER	BB	SO
1969	New York	1- 0	6.43	1	1	0	7	8	5	5	3	2
1973	New York	1- 1	1.59	2	2	1	17	13	4	3	5	17
<b>Totals</b>		<b>2- 1</b>	<b>3.00</b>	<b>3</b>	<b>3</b>	<b>1</b>	<b>24</b>	<b>21</b>	<b>9</b>	<b>8</b>	<b>8</b>	<b>19</b>

### World Series

Year	Club	W-L	ERA	G	GS	CG	IP	H	R	ER	BB	SO
1969	New York	1- 1	3.00	2	2	1	15	12	5	5	3	9
1973	New York	0- 1	2.40	2	2	0	15	13	4	4	3	18
<b>Totals</b>		<b>1- 2</b>	<b>2.70</b>	<b>4</b>	<b>4</b>	<b>1</b>	<b>30</b>	<b>25</b>	<b>9</b>	<b>9</b>	<b>6</b>	<b>27</b>

### All-Star Games

Year	Club	W-L	ERA	G	GS	CG	IP	H	R	ER	BB	SO
1967	National	0- 0	0.00	1	0	0	1	0	0	0	1	1
1968	National	0- 0	0.00	1	0	0	2	2	0	0	0	5
1969	National											
1970	National	0- 0	0.00	1	1	0	3	1	0	0	0	4
1971	National											
1972	National											
1973	National	0- 0	0.00	1	0	0	1	0	0	0	1	0
1975	National	0- 0	27.00	1	0	0	1	2	3	3	1	2
1976	National	0- 0	4.50	1	0	0	2	2	1	1	0	1
1977	National	0- 0	18.00	1	0	0	2	4	3	2	1	2
1978	National											
<b>Totals</b>		<b>0- 0</b>	<b>4.50</b>	<b>7</b>	<b>1</b>	<b>0</b>	<b>12</b>	<b>11</b>	<b>7</b>	<b>6</b>	<b>4</b>	<b>15</b>

**LIFETIME MAJOR LEAGUE HITTING:** AB—1040, H—157, HR—9, RBI—65, Pct.—.151  
(Last home run 9-10-77 at Riverfront off Rau, Los Angeles)

**LIFETIME MAJOR LEAGUE SHUTOUTS:** 1967—2, 1968—5, 1969—5, 1970—2, 1971—4, 1972—3, 1973—3, 1974—5, 1975—5, 1976—5, 1977—7, 1978—1.  
Total—47.

a high note, winning his last four decisions to avoid the first losing record of his career. Seaver finished the season with 219 career victories, fifth among active pitchers, and his .633 career winning percentage is 11th on the all-time list among pitchers with 200 or more victories. Seaver's lifetime ERA of 2.51 is second only to Walter Johnson among pitchers with 3,000 or more innings. Tom finished with 226 strikeouts, the 10th time he has had 200 or more to extend his own major league record. His career total is 2,756, ranking him seventh on the all-time list. During the season, he boosted his career shutout total to 47, trailing only Don Sutton and Jim Palmer among active pitchers. He struck out 10 or more batters in a game six times to run his career total to 67. Seaver won the National League Cy Young Award three times in his career—1969, 1973 and 1975.

### Tom Seaver's No-Hitter and One-Hitters

Tom Seaver has pitched one no-hitter and five one-hitters in his major league career. Prior to his no-hitter in 1978, his closest encounter came in 1975 against Chicago. There were two outs and two strikes on Joe Wallis when he singled in the ninth inning. Tom nearly pitched a perfect game in 1969 when with one out in the ninth Jimmy Qualls of the Cubs singled for the first and only Chicago base runner of the game. Since 1900, only Seaver, Jim Maloney and Don Sutton have pitched five career one-hitters. Following is a list of Seaver's no-hitter and one-hitters:

Date	Opponent	Hitter	Inning
6-16-78	St. Louis	No hits	—
7- 9-69	Chicago	Jim Qualls	9
5-15-70	Philadelphia	Mike Compton	3
9-26-71	Pittsburgh	Vic Davalillo	7
7- 4-72	San Diego	Leron Lee	9
4-17-77	Chicago	Steve Ontiveros	5

### Seaver 7th on Strikeout List

Tom Seaver moved into seventh place on the all-time strikeout list in 1978 with a career total of 2,756. The only active pitchers with more are Gaylord Perry at 3,001 and Mickey Lolich at 2,812. Following is a list of the top 20 all-time strikeout leaders:

Walter Johnson .....3508	Nolan Ryan .....2686	Steve Carlton .....2470
Bob Gibson .....3117	Ferguson Jenkins ..2606	Sam McDowell .....2453
Gaylord Perry .....3001	Warren Spahn .....2583	Sandy Koufax .....2396
Jim Bunning .....2855	Bob Feller .....2581	Don Sutton .....2378
Cy Young .....2819	Tim Lincecum .....2538	Robin Roberts .....2357
Mickey Lolich .....2812	Christy Mathewson 2505	Jim Kaat .....2337
TOM SEAVER .....2756	Don Drysdale .....2486	

## Mario Soto

No. 36. Pitcher. Born 7-12-56, Bani, Dominican Republic. Resides Bani. Bats Right. Throws Right. Ht. 6-0. Wt. 180. Single. Acquired as free agent 12-3-73. Full Name Mario Melvin Soto.



Hard-throwing Mario Soto, whose blazing fast ball belies his slender build, has averaged 6.5 strikeouts for every nine innings during his professional career. The 22-year-old righthander from the Dominican Republic continued his progress toward the major leagues, still looking for the consistency that will put him in a Cincinnati uniform to stay. Soto was a nine-game winner at Indianapolis in 1978, then joined the Reds in September. He picked up a victory in relief, stopping Atlanta on just two hits for four innings, and also had an impressive start against Los Angeles, when he struck out eight and allowed just four hits in seven innings without getting a decision. Soto tried to make the huge jump from Class A to the major leagues in 1977. After finishing the 1976 season at Tampa, Soto started 1977 with an 11-5 record at Indianapolis, earning him a mid-season promotion to the Reds. He pitched a complete game victory at tough Wrigley Field in Chicago in his first start. He had a 2-6 record with the Reds. Both victories were complete games, including a shutout against Pittsburgh, giving an indication of the bright future he appears to have as a major league pitcher.

Year	Club	W-L	ERA	G	GS	CG	IP	H	R	ER	BB	SO
1975	Eugene	2- 3	4.20	5	5	2	30	33	21	14	18	11
1976	Tampa	13- 7	1.87	26	25	13	197	142	54	41	80	124
1977	Indianapolis	11- 5	3.08	18	18	4	123	100	51	42	61	109
1977	Cincinnati	2- 6	5.31	12	10	2	61	60	38	36	26	44
1978	Indianapolis	9-12	5.02	26	24	6	160	129	102	89	95	121
1978	Cincinnati	1- 0	2.50	5	1	0	18	13	5	5	13	13
<b>Major League Totals</b>		<b>3- 6</b>	<b>4.67</b>	<b>17</b>	<b>11</b>	<b>2</b>	<b>79</b>	<b>73</b>	<b>43</b>	<b>41</b>	<b>39</b>	<b>57</b>

LIFETIME MAJOR LEAGUE HITTING: AB—15, H—1, HR—0, RBI—1, Pct.—.067.

LIFETIME MAJOR LEAGUE SHUTOUTS: 1977—1.

## Harry Spilman

No. 12. Infielder. Born 7-18-54, Albany, Ga. Resides Dawson, Ga. Bats Left. Throws Right. Ht. 6-1. Wt. 185. Single. Acquired as free agent 6-25-74. Full Name William Harry Spilman.



Harry Spilman continued to impress scouts as one of the top young prospects in baseball as he moved up to the Class AAA level for the first time in 1978. Managers in the American Association voted the 24-year-old bachelor as the "Best Hitting Prospect" in the league after Spilman hit a solid .295. He had 79 RBIs, a career high, and was among the league leaders in runs scored with 96. The lefthanded hitter accomplished all of this while making the difficult adjustment to a new position. After playing first base throughout his pro career, Spilman was shifted to third base at Indianapolis. Spilman and the Reds' Ray Knight live in neighboring towns in Georgia and have been friends since boyhood. Spilman was the Stroh's MVP winner at Three Rivers in 1977, where he batted .373, and was also MVP for the Eastern League. He got his first major league hit in the final game of the 1978 season.

Year	Club	Pct.	G	AB	R	H	2B	3B	HR	RBI	BB	SO	SB
1974	Billings	.309	54	178	29	55	12	2	2	30	13	33	3
1975	Tampa	.259	115	348	33	90	13	1	1	38	61	43	6
1976	Tampa	.249	118	361	50	90	12	5	6	35	65	48	6
1977	Three Rivers	.373	133	493	94	184	39	3	16	78	74	40	1
1978	Indianapolis	.295	133	488	95	144	26	4	13	79	68	57	2
1978	Cincinnati	.250	4	4	1	1	0	0	0	0	0	1	0

### Stroh's Honors Reds MVP's

The Stroh Brewery Co., of Detroit, prime sponsor on the Cincinnati Reds radio network, honored six Reds minor league players in 1978 as Most Valuable Players. Cited for their individual accomplishments were Champ Summers at Indianapolis, Don Lyle at Nashville, Eddie Milner at Tampa, Doug Neuenschwander at Shelby, Dave Hoenstine at Eugene and Gary Redus at Billings. Each player received a trophy and \$250 cash prize. They were honored prior to the final Reds game of the season at Riverfront Stadium.

## Champ Summers



No. 28. Outfielder. Born 6-15-48, Bremerton, Wash. Resides Scottsdale, Ariz. Bats Left. Throws Right. Ht. 6-2. Wt. 205. Married Barbara McIntosh. Child Leisa (1-21-75). Acquired from Chicago Cubs for Dave Schneck. Full Name John J. Summers.

John (Champ) Summers had the kind of season in 1978 that baseball players dream about, barely missing the Triple Crown while playing for the Reds' Indianapolis farm team in the American Association. Summers led the league in homers (34) and RBIs (124) and missing the batting championship by just two points when he finished with a .368 average. He was named the winner of the Stroh's MVP award for the Indianapolis team, the MVP for the American Association and the league's managers named him that league's Most Dangerous Hitter. It was tough to return to the minor leagues for the 30-year-old outfielder after spending the three preceding seasons in the National League with the Reds and Chicago Cubs. But Summers says that "I realize it was the best thing that could have happened to me. I lost all my confidence sitting on the bench in 1977. This gave me a chance to play every day for the first time in my career and when you're playing every day, you have a chance to make adjustments and get yourself straightened out. I eliminated a hitch in my swing and now I've got a fluid swing." Summers batted .257 in 13 games after joining the Reds in September and became the first Cincinnati player ever to hit a home run into the right field red seats, the top level at Riverfront Stadium. Only Pittsburgh's Dave Parker had ever reached the right field red seats previously. Summers was honored at Baseball's Winter Meetings as the National Association (minor leagues) Player of the Year for 1978.

Year	Club	Pct.	G	AB	R	H	2B	3B	HR	RBI	BB	SO	SB	
1971	Coos B.-N. B.	.252	65	222	36	56	8	5	3	34	22	45	8	
1972	Burlington	.308	97	273	43	84	20	0	10	54	33	55	6	
1973	Tucson	.333	94	288	49	96	15	5	8	45	27	46	3	
1974	Tucson	.263	94	334	49	88	13	6	10	59	43	51	7	
1974	Oakland	.125	20	24	2	3	1	0	0	3	1	5	0	
1975	Tucson	.315	17	54	5	17	0	2	0	6	7	9	1	
1975	Chicago (NL)	.231	76	91	14	21	5	1	1	16	10	13	0	
1976	Chicago (NL)	.206	83	126	11	26	2	0	3	13	13	31	0	
1977	Cincinnati	.171	59	76	11	13	4	0	3	6	6	16	0	
1978	Indianapolis	.368	132	462	98	170	25	5	34	124	81	57	11	
1978	Cincinnati	.257	13	35	4	9	2	0	1	3	7	4	2	
<b>N. L. Totals</b>			<b>.210</b>	<b>231</b>	<b>328</b>	<b>40</b>	<b>69</b>	<b>13</b>	<b>1</b>	<b>8</b>	<b>38</b>	<b>36</b>	<b>64</b>	<b>3</b>
<b>A. L. Totals</b>			<b>.125</b>	<b>20</b>	<b>24</b>	<b>2</b>	<b>3</b>	<b>1</b>	<b>0</b>	<b>0</b>	<b>3</b>	<b>1</b>	<b>5</b>	<b>0</b>
<b>Major League Totals</b>			<b>.205</b>	<b>251</b>	<b>352</b>	<b>42</b>	<b>72</b>	<b>14</b>	<b>1</b>	<b>8</b>	<b>41</b>	<b>37</b>	<b>69</b>	<b>3</b>

## Dave Tomlin

No. 37. Pitcher. Born 6-22-49, Maysville, Ky. Resides Manchester, Ohio. Bats Left. Throws Left. Ht. 6-3. Wt. 185. Married Trudy Hamrick. Acquired from Texas Rangers for cash, 3-22-78. Full Name David Allen Tomlin.



Dave Tomlin had the second longest winning streak in the National League in 1978. After an early April loss to San Francisco, the left-handed relief pitcher never tasted defeat again, reeling off nine straight victories. Only Vida Blue of the Giants, who won 10 in a row, had a better streak. It was like a return home for the 29-year-old Tomlin when the Reds purchased his contract from the Texas Rangers late in spring training. Tomlin had joined Texas earlier in the spring from San Diego. Tomlin is a native of Maysville, Ky., just upriver from Cincinnati, and has maintained his home across the river on the Ohio side of that area. In addition, he grew up in the Cincinnati farm system after being selected in the 1967 June free agent draft. Dave was with the Reds in 1972 and 1973 before his contract was traded to San Diego for that of pitcher Clay Kirby after the 1973 season. Tomlin averaged 60 appearances for the Padres the next four seasons and was just short of that with the Reds in 1978, pitching in 57 games. Tomlin got a reputation as a friend of Lady Luck during 1978. He got five of his nine victories when the Reds came from behind in the late innings.

Year	Club	W-L	ERA	G	GS	CG	IP	H	R	ER	BB	SO
1967	Wytheville	7- 6	4.34	14	13	6	85	93	55	41	43	47
1968	Tampa	6- 3	2.41	37	1	0	56	47	19	15	16	38
1969	Tampa	5- 1	2.86	23	1	1	44	34	18	14	22	25
1970	Asheville	6-10	3.11	25	22	2	139	135	62	48	58	73
1971	Indianapolis	7- 4	2.23	41	0	0	61	46	19	15	24	50
1972	Indianapolis	5- 6	2.79	36	7	2	90	83	30	28	36	86
1972	Cincinnati	0- 0	9.00	3	0	0	4	7	4	4	1	2
1973	Indianapolis	1- 3	3.52	25	0	0	31	29	15	12	11	26
1973	Cincinnati	1- 2	4.82	16	0	0	28	24	15	15	15	20
1974	Hawaii	5- 1	1.69	25	0	0	48	33	10	9	20	48
1974	San Diego	2- 0	4.34	47	0	0	58	59	29	28	30	29
1975	San Diego	4- 2	3.25	67	0	0	83	87	38	30	31	48
1976	San Diego	0- 1	2.84	49	0	0	73	62	24	23	20	43
1977	San Diego	4- 4	3.00	76	0	0	102	98	38	34	32	55
1978	Cincinnati	9- 1	5.81	57	0	0	62	88	54	40	30	32
<b>Major League Totals</b>		<b>20-10</b>	<b>3.82</b>	<b>315</b>	<b>0</b>	<b>0</b>	<b>410</b>	<b>425</b>	<b>202</b>	<b>174</b>	<b>159</b>	<b>229</b>

**LIFETIME MAJOR LEAGUE HITTING:** AB—35, H—4, HR—0, RBI—1, Pct.—.114.

**LIFETIME MAJOR LEAGUE SAVES:** 1973—1, 1974—2, 1975—1, 1977—3, 1978—4. Total—11.

## Don Werner

No. 7. Catcher. Born 3-8-53. Appleton, Wis. Resides Appleton, Wis. Bats Right. Throws Right. Ht. 6-1. Wt. 185. Single. Acquired as No. 5 draft choice, regular phase, June, 1971. Full Name Donald Paul Werner.



Don Werner had the biggest thrill of his baseball career in 1978 when he was behind the plate as the catcher for Tom Seaver's no-hitter against St. Louis. It was the first time that the rookie catcher had even seen a no-hitter in his eight seasons as a pro. The 25-year-old earned the chance to open the 1978 season with the Reds after a solid spring training performance, beating out veteran Bill Plummer for the backup catching job. But Johnny Bench's back ailment turned Werner into a regular. He started 24 straight games in May and June, rarely missing an inning. Werner earned his job primarily on his defensive ability, but he also was credited with two game-winning RBIs, including a June 13 game against Chicago when his bat produced the only run in Fred Norman's 1-0 victory.

Year	Club	Pct.	G	AB	R	H	2B	3B	HR	RBI	BB	SO	SB
1971	Bradenton	.333	10	21	7	7	1	1	0	5	5	1	0
1971	Tampa	.172	36	122	10	21	3	1	0	16	5	37	1
1972	Tampa	.257	116	377	42	97	8	1	1	31	53	72	3
1973	Three Rivers	.201	110	284	31	57	9	1	5	34	53	89	1
1974	Tampa	.232	120	397	44	92	13	1	2	38	65	60	4
1975	Indianapolis	.281	86	228	39	64	11	5	9	34	41	67	5
1976	Richmond	.265	49	151	19	40	1	1	2	21	36	46	2
1975	Cincinnati	.125	7	8	0	1	0	0	0	0	0	0	0
1976	Indianapolis	.205	38	112	14	23	4	1	1	12	12	27	4
1976	Cincinnati	.500	3	4	0	2	1	0	0	1	1	1	0
1977	Indianapolis	.213	34	94	12	20	5	1	5	13	11	30	1
1977	Cincinnati	.174	10	23	3	4	0	0	2	4	2	3	0
1978	Indianapolis	.240	40	125	14	30	6	1	3	22	13	30	1
1978	Cincinnati	.150	50	113	7	17	2	1	0	11	14	30	1
<b>Major League Totals</b>		<b>.162</b>	<b>70</b>	<b>148</b>	<b>10</b>	<b>24</b>	<b>3</b>	<b>1</b>	<b>2</b>	<b>16</b>	<b>17</b>	<b>34</b>	<b>1</b>



## Klu Batting Instructor

Ted Kluszewski will serve the Reds in a dual capacity in 1979. When the Reds are at home, Klu will work with Cincinnati hitters during batting practice and on the video tape equipment as he did when he was a member of the coaching staff. But when the club goes on the road, Klu will travel into the Reds farm system, working with the younger players offering batting tips and instruction.

## BEHIND THE SCENES

### Dr. George Ballou

Born 11-30-22, Maysville, Ky. Resides Cincinnati, O. Married Lois Shank. Children Brynn and George II. Full Name George William Ballou.



Dr. George Ballou, prominent Cincinnati physician, is in his 26th year as team doctor for the Cincinnati Reds. He is a graduate of the University of Louisville School of Medicine.

### Larry Starr

Born 8-26-46, Steubenville, Ohio. Resides Ft. Mitchell, Ky. Married Linda Fetherolf. Named Trainer Nov. 1, 1971.



Larry Starr is in his eighth season as trainer of the Reds. He is a graduate of Ohio University. As club trainer, Starr's duties are classified as prevention of injury, treatment of injury, rehabilitation of injury and administration of all player injuries.

### Bernie Stowe

Born 4-27-35, Cincinnati, Ohio. Resides Cincinnati, Ohio. Married Priscilla Calif. Children Mark, Kimberley, Jeff and Eric. Named Equipment Manager January 1, 1968.



Bernie Stowe started out as a clubhouse boy in 1947 with the Reds and has risen to the job of equipment manager. He was a bat boy as a youngster. He is the man in charge of bats, balls, uniforms, etc.



**1978 IN REVIEW**

## 1978 Final Official Statistics

Hitting	Avg.	G	AB	R	H	2B	3B	HR	RBI	BB-I	SO	S-SF	SB-C	E	
Auerbach	.327	63	55	17	18	6	0	2	5	7-0	12	2-0	1-0	3	
Bench	.260	120	393	52	102	17	1	23	73	50-10	83	1-6	4-2	9	
Collins	.216	102	102	13	22	1	0	0	7	15-0	18	1-2	7-7	1	
Vs. LHP	.235	—	51	6	12	1	0	0	5	3-0	7	1-1	—	—	
Vs. RHP	.196	—	51	7	10	0	0	0	2	12-0	11	0-1	—	—	
Concepcion	.301	153	565	75	170	33	4	6	67	51-4	83	3-4	23-10	23	
Correll	.238	52	105	9	25	7	0	1	6	8-3	17	2-0	0-2	3	
DeFreites	.211	9	19	1	4	1	0	1	2	1-0	4	0-1	0	0	
Drissen	.250	153	524	68	131	23	3	16	70	75-7	79	3-6	28-9	6	
Foster	.281	158	604	97	170	26	7	40	120	70-16	138	0-6	4-4	10	
Geronimo	.226	122	296	28	67	15	1	5	27	43-10	67	8-1	8-3	6	
Grace	.000	5	3	0	0	0	0	0	0	0-0	2	0-0	0-0	0	
Griffey	.288	158	614	90	177	33	8	10	63	54-1	70	9-3	23-5	10	
Henderson	.175	71	166	12	29	8	1	4	23	27-4	36	0-2	0-1	0	
Vs. LHP	.161	—	93	5	15	4	1	1	11	13-2	23	0-1	—	—	
Vs. RHP	.192	—	73	7	14	4	0	3	12	14-2	13	0-1	—	—	
Cin. only	.167	64	144	10	24	6	1	3	19	23-3	32	0-2	0-0	0	
Kennedy	.255	89	157	22	40	2	2	0	11	31-2	28	1-0	4-1	5	
Knight	.200	83	65	7	13	3	0	1	4	3-0	13	0-0	0-0	7	
Lum	.267	86	146	15	39	7	1	6	23	22-4	18	0-1	0-0	2	
Morgan	.236	132	441	68	104	27	0	13	75	79-3	40	0-11	19-5	11	
Oester	.375	6	8	1	3	0	0	0	1	0-0	2	1-0	0-0	0	
Rose	.302	159	655	103	198	51	3	7	52	62-6	30	2-7	13-9	15	
Vs. LHP	.300	—	257	43	77	26	1	1	19	28-3	10	2-4	—	—	
Vs. RHP	.304	—	398	60	121	25	2	6	33	34-3	20	0-3	—	—	
Spilman	.250	4	4	1	1	0	0	0	0	0-0	1	0-0	0-0	0	
Summers	.257	13	35	4	9	2	0	1	3	7-1	4	0-0	2-1	1	
Werner	.150	50	113	7	17	2	1	0	11	14-2	30	0-4	1-0	3	
Bair	.143	69	14	1	2	0	0	0	1	0-0	4	1-0	0-0	1	
Bonham	.186	23	43	2	8	3	0	0	5	4-0	9	8-0	0-0	3	
Borbon	.182	61	11	0	2	0	0	0	1	0-0	2	1-0	0-0	0	
Capilla	.000	7	2	0	0	0	0	0	0	0-0	2	0-0	0-0	0	
Dumoulin	.000	3	0	0	0	0	0	0	0	0-0	0	0-0	0-0	0	
Hume	.067	43	45	2	3	0	0	0	3	2-0	21	8-0	0-0	1	
LaCoss	.067	17	30	3	2	1	0	0	1	0-0	17	6-0	0-0	0	
Moskau	.204	29	49	6	10	3	0	1	11	4-0	10	2-0	0-0	0	
Murray	.000	15	3	0	0	0	0	0	0	0-0	2	2-0	0-0	3	
Norman	.140	36	50	3	7	0	0	0	3	3-0	19	8-0	0-0	2	
Sarmiento	.000	63	16	0	0	0	0	0	0	0-0	7	1-0	0-0	0	
Seaver	.122	36	74	5	9	1	0	0	4	8-0	31	13-0	0-0	6	
Soto	.000	5	2	0	0	0	0	0	0	0-0	2	1-0	0-0	0	
Tomlin	.200	55	5	0	1	0	0	0	1	0-0	2	0-0	0-0	3	
<b>Reds Totals</b>	<b>.256</b>	<b>161</b>	<b>5392</b>	<b>710</b>	<b>1378</b>	<b>270</b>	<b>32</b>	<b>136</b>	<b>669</b>	<b>636-72</b>	<b>899</b>	<b>84-54</b>	<b>137-58</b>	<b>134</b>	
<b>Opponents</b>	<b>.261</b>	<b>161</b>	<b>5508</b>	<b>688</b>	<b>1437</b>	<b>268</b>	<b>28</b>	<b>122</b>	<b>633</b>	<b>567-84</b>	<b>908</b>	<b>79-57</b>	<b>103-60</b>	<b>119</b>	
Pitching	W-L	ERA	G	GS	CG	IP	H	R	ER	BB-I	SO	WP	HB	HR	S
Bair	7-6	1.98	70	0	0	100.1	87	23	22	38-3	91	1	0	6	28
Bonham	11-5	3.54	23	23	1	140.1	151	59	55	50-8	83	8	1	9	0
Borbon	8-2	5.00	62	0	0	99.1	102	56	55	27-8	35	2	3	6	4
Capilla	0-1	9.82	6	3	0	11.0	14	12	12	11-0	9	0	0	1	0
Dumoulin	1-0	1.80	3	0	0	5.0	7	1	1	3-1	2	1	1	0	0
Hume	8-11	4.14	42	23	3	174.0	198	89	80	50-10	90	6	4	12	1
LaCoss	4-8	4.50	16	15	2	96.0	104	56	48	46-9	31	2	1	5	0
Moskau	6-4	3.97	26	25	2	145.0	139	65	64	57-4	88	1	3	17	1
Murray	1-1	4.09	15	0	0	32.2	34	20	15	17-4	25	3	1	1	2
Norman	11-9	3.71	36	31	0	177.1	173	86	73	82-6	111	4	3	19	1
Sarmiento	9-7	4.39	63	4	0	127.1	109	65	62	54-10	72	1	1	16	5
Seaver	16-14	2.87	36	36	8	259.2	218	97	83	89-11	226	6	0	26	0
Soto	1-0	2.50	5	1	0	18.0	13	5	5	13-3	13	0	0	1	0
Tomlin	9-1	5.81	57	0	0	62.1	88	54	40	30-7	32	0	3	3	4
<b>Reds Totals</b>	<b>92-69</b>	<b>3.81</b>	<b>161</b>	<b>161</b>	<b>16</b>	<b>1448.1</b>	<b>1437</b>	<b>688</b>	<b>613</b>	<b>567-84</b>	<b>908</b>	<b>35</b>	<b>21</b>	<b>122</b>	<b>46</b>
<b>Opponents</b>	<b>69-92</b>	<b>4.10</b>	<b>161</b>	<b>161</b>	<b>36</b>	<b>1439.0</b>	<b>1378</b>	<b>710</b>	<b>656</b>	<b>636-72</b>	<b>899</b>	<b>49</b>	<b>25</b>	<b>136</b>	<b>29</b>

## 1978 Won-Lost Breakdown

	Home			Road			Total		
	Won	Lost	Pct.	Won	Lost	Pct.	Won	Lost	Pct.
Season	49	31	.613	43	38	.531	92	69	.571
Day Games	23	8	.742	14	13	.519	37	21	.638
Night Games	26	23	.531	29	25	.537	55	48	.534
Vs. Righthanders	32	17	.653	24	19	.558	56	36	.609
Vs. Lefthanders	17	14	.548	19	19	.500	36	33	.522
One-run Decisions	20	9	.690	13	10	.565	33	19	.635
Extra Innings	5	1	.833	6	3	.667	11	4	.733
Shutouts	6	2	.750	4	7	.364	10	9	.526
In April	6	3	.667	7	5	.583	13	8	.619
May	9	6	.667	8	5	.615	17	11	.607
June	7	4	.636	7	10	.412	14	14	.500
July	12	7	.632	6	3	.667	18	10	.643
August	4	10	.286	6	8	.429	10	18	.357
Sept.-Oct.	11	1	.917	9	7	.563	20	8	.714
Before All-Star Game	27	17	.614	22	20	.524	49	37	.645
After All-Star Game	22	14	.611	21	18	.538	43	32	.573
Vs. Atlanta	6	3	.667	6	3	.667	12	6	.667
Houston	8	1	.889	3	6	.333	11	7	.611
Los Angeles	4	5	.444	5	4	.556	9	9	.500
San Diego	6	3	.667	3	6	.333	9	9	.500
San Francisco	6	3	.667	6	3	.667	12	6	.667
N.L. West	30	15	.667	23	22	.472	53	37	.589
Chicago	2	4	.333	3	3	.500	5	7	.417
Montreal	3	3	.500	5	1	.833	8	4	.667
New York	4	2	.667	3	3	.500	7	5	.583
Philadelphia	4	2	.667	3	3	.500	7	5	.583
Pittsburgh	2	3	.400	2	4	.333	4	7	.364
St. Louis	4	2	.667	4	2	.667	8	4	.667
N.L. East	19	16	.543	20	16	.556	39	32	.549

### Top 15 N.L. Slugging Leaders — 1978

Player and Club	Pct.	TBB	IBB	HP	SO	GDP
Parker, Pitt. ....	.585	57	23	2	92	8
Smith, L.A. ....	.559	70	8	1	90	5
Foster, Cin. ....	.546	70	16	7	138	18
Clark, S.F. ....	.537	50	8	3	72	15
Burroughs, Atl. ....	.529	117	12	0	92	16
Luzinski, Phil. ....	.526	100	15	11	135	10
Simmons, St. L. ....	.512	77	17	3	39	19
Garvey, L.A. ....	.499	40	9	1	70	17
Winfield, S.D. ....	.499	55	20	2	81	13
Valentine, Mtl. ....	.489	35	3	2	88	9
Madlock, S.F. ....	.481	48	11	3	39	6
Hendrick, S.D.-St.L. ....	.467	40	1	2	60	11
Hebner, Phil. ....	.464	53	16	9	58	8
Matthews, Atl. ....	.462	61	2	2	92	16
Cruz, Hou. ....	.460	57	9	0	57	9

# 1978 Day-by-Day

Game No.	Date	Opponent	Pitcher of Record	Record Opp.	W-L	Score	Record	Pos.	GA	GB
1	4- 6	HST	Borbon	Richard	W	11-9	1-0	1	1/2	
2	4- 7	HST	Bonham	J. Niekro	W	5-4	2-0	1	1/2	
3	4- 8	HST	Norman	ANDUJAR	W	2-1	3-0	1	1/2	
4	4- 9	HST	Hume	Lemongello	W	9-3	4-0	1	1/2	
	4-10	OFF				-	-	1	—	
5	4-11	SF	Tomlin	Lavelle	L	2-3	4-1	1	—	
6	4-12	SF	BONHAM	Blue	W	12-3	5-1	1	1	
7	4-13	SF	Sarmiento	Curtis	W	7-6	6-1	1	1 1/2	
8	4-14	at HST	Hume	Andujar	W	8-4	7-1	1	1	
9	4-15	at HST	Capilla	LEMONGELLO	L	1-6	7-2	1	1	
10	4-16	at HST	Sarmiento	Dixon	L	3-4	7-3	2	—	LA
11	4-17	at LA	Bonham	Hooton	W	8-2	8-3	1	1	
12	4-18	at LA	Norman	Sutton	W	11-3	9-3	1	2	
13	4-19	at LA	Hume	JOHN	L	4-5	9-4	1	1	
	4-20	OFF				-	-	1	1/2	
14	4-21	at SF	Seaver	KNEPPER	L	0-3	9-5	1	1/2	
15	4-22	at SF	Tomlin	Lavelle	W	5-4	10-5	1	1/2	
16	4-23	at SF	Murray	Moffitt	W	2-1	11-5	1	1/2	
	4-24	OFF				-	-	1	1/2	
17	4-25	LA	Hume	JOHN	L	2-4	11-6	2	—	1/2 LA
18	4-26	LA	Seaver	RAU	L	4-14	11-7	2	—	1 1/2 LA
	4-27	OFF				-	-	2	—	1 1/2 LA
19	4-28	at NY	Norman	Koosman	W	5-1	12-7	2	—	1 1/2 LA
20	4-29	at NY	Borbon	Cornejo	W	14-7	13-7	2	—	1/2 LA
21	4-30	at NY	Hume	Zachry	L	4-6	13-8	2	—	1/2 LA
22	5- 1	PHIL	Seaver	Carlton	L	1-12	13-9	2	—	1 LA
	5- 2	OFF				-	-	2	—	1/2 LA
23	5- 3	PHIL	Norman	Christenson	W	12-3	14-9	2	—	1/2 LA
	5- 4	OFF				-	-	2	—	1 LA
24	5- 5	MTL	Hume	ROGERS	L	3-4	14-10	2	—	2 LA
25	5- 6	MTL	Seaver	May	W	6-2	15-10	2	—	1 LA
26	5- 7	MTL	Moskau	Twitchell	L	5-19	15-11	2	—	1 LA
27	5- 7	MTL	Sarmiento	Grimsley	W	4-2	16-11	2	—	1/2 LA
28	5- 8	NY	Borbon	Lockwood	L	2-3	16-12	2	—	1 LA
29	5- 9	NY	Bair	Lockwood	W	7-6	17-12	2	—	1 LA
	5-10	OFF				-	-	2	—	1 LA
30	5-11	at PHIL	Seaver	CARLTON	L	1-4	17-13	3	—	1/2 LA
31	5-12	at PHIL	Bonham	Lerch	W	3-0	18-13	2	—	SF
32	5-13	at PHIL	Sarmiento	McGraw	W	4-3	19-13	2	—	SF
33	5-14	at PHIL	Hume	Christenson	L	4-7	19-14	2	—	1 1/2 SF
	5-15	OFF				-	-	2	—	1 1/2 SF
34	5-16	at MTL	SEEVER	Twitchell	W	5-1	20-14	2	—	1 1/2 SF
35	5-17	at MTL	Murray	Knowles	L	4-5	20-15	3	—	2 1/2 SF
36	5-18	at MTL	Norman	ROGERS	W	3-2	21-15	3	—	2 SF
37	5-19	SD	Tomlin	Owchinko	W	4-3	22-15	2	—	2 SF
38	5-20	SD	Tomlin	Fingers	W	10-6	23-15	2	—	1 SF
39	5-21	SD	Sarmiento	SHIRLEY	L	2-7	23-16	3	—	1/2 SF
40	5-21	SD	Seaver	D'Acquisto	W	1-0	24-16	3	—	SF
41	5-22	ATL	Bonham	Mahler	W	10-0	25-16	3	—	SF
42	5-23	ATL	Norman	Hanna	L	4-6	25-17	3	—	1 SF
43	5-24	ATL	Sarmiento	Devine	W	5-4	26-17	2	—	1 SF
	5-25	OFF				-	-	2	—	1 1/2 SF
44	5-26	at SD	Seaver	Shirley	W	3-1	27-17	2	—	1 1/2 SF
45	5-27	at SD	Bonham	Owchinko	W	5-2	28-17	2	—	1/2 SF
46	5-28	at SD	Norman	Jones	L	1-3	28-18	2	—	1 1/2 SF
47	5-29	at ATL	Sarmiento	Easterly	W	7-5	29-18	2	—	1 1/2 SF
48	5-30	at ATL	Bair	Easterly	L	3-4	29-19	2	—	2 1/2 SF
49	5-31	at ATL	Seaver	Ruthven	W	10-4	30-19	2	—	1 1/2 SF
	6- 1	OFF				-	-	2	—	1 1/2 SF
50	6- 2	PITT	Tomlin	ROOKER	W	3-2	31-19	2	—	1 1/2 SF

CAPS indicate complete game.

## 1978 Day-by-Day (Cont'd)

Game No.	Date	Opponent	Pitcher of Record	Record	Score	Record	Pos.	GA	GB		
			Reds	Opp.	W-L						
51	6- 3	PITT	Norman	D. Robinson	W	4-3	32-19	2	—	1½	SF
52	6- 4	PITT	Moskau	Blyleven	L	1-4	32-20	2	—	1½	SF
53	6- 5	at STL	SEAVER	Forsch	W	2-1	33-20	2	—	½	SF
54	6- 6	at STL	Hume	DENNY	L	1-4	33-21	2	—	½	SF
55	6- 7	at CHI	Bonham	Burris	W	9-6	34-21	1	½	—	SF
56	6- 8	at CHI	Norman	REUSCHEL	L	1-10	34-22	2	—	—	SF
57	6- 9	at PITT	Bair	G. Jackson	L	9-11	34-23	2	—	—	SF
58	6-10	at PITT	SEAVER	Reuschel	L	6-4	35-23	2	—	—	SF
59	6-11	at PITT	Sarmiento	G. Jackson	W	1-3	35-24	2	—	1	SF
60	6-12	CHI	Bonham	G. Jackson	L	2-3	35-25	2	—	2	SF
61	6-13	CHI	Norman	Lamp	W	1-0	36-25	2	—	2	SF
62	6-14	CHI	Sarmiento	Roberts	W	3-1	37-25	2	—	2	SF
	6-15	OFF				-	-	2	—	2½	SF
63	6-16	STL	SEAVER	Denny	W	4-0	38-25	2	—	2½	SF
64	6-17	STL	Borbon	Schultz	W	6-5	39-25	2	—	1½	SF
65	6-18	STL	Norman	Martinez	W	4-2	40-25	2	—	2	SF
	6-19	OFF				-	-	2	—	2	SF
66	6-20	at SF	Borbon	Lavelle	W	6-3	41-25	2	—	1	SF
67	6-21	at SF	Seaver	HALICKI	L	0-3	41-26	2	—	2	SF
68	6-22	at SF	Bonham	Knepper	W	5-0	42-26	2	—	1	SF
69	6-23	at LA	Norman	HOOTON	L	0-1	42-27	2	—	2	SF
70	6-24	at LA	Hume	Sutton	L	3-4	42-28	2	—	3	SF
71	6-25	at LA	Borbon	John	W	5-4	43-28	2	—	2½	SF
72	6-26	at HST	Seaver	LEMONGELLOW	W	4-3	44-28	2	—	1½	SF
73	6-27	at HST	Bonham	J. Niekro	L	4-7	44-29	2	—	2½	SF
74	6-28	at HST	Norman	DIXON	L	0-3	44-30	2	—	3	SF
75	6-29	at HST	Hume	BANNISTER	L	0-5	44-31	2	—	3½	SF
76	6-30	LA	Bair	John	L	3-5	44-32	2	—	—	SF
77	6-30	LA	Sarmiento	Welch	L	2-5	44-33	3	—	3½	SF
78	7- 1	LA	SEAVER	RHODEN	L	0-2	44-34	3	—	4½	SF
79	7- 2	LA	Bair	Rau	W	7-6	45-34	3	—	3½	SF
80	7- 3	HST	Bair	Sambito	W	8-7	46-34	2	—	2½	SF
81	7- 4	HST	Hume	RICHARD	L	1-3	46-35	3	—	2½	SF
82	7- 5	HST	Moskau	J. NIEKRO	W	2-1	47-35	2	—	2½	SF
	7- 6	OFF				-	-	2	—	3	SF
83	7- 7	SF	Seaver	Blue	L	6-7	47-36	—	—	—	SF
84	7- 7	SF	Bonham	Barr	W	2-1	48-36	3	—	3	SF
85	7- 8	SF	Sarmiento	Lavelle	L	2-4	48-37	3	—	4	SF
86	7- 9	SF	Hume	Halicki	W	8-2	49-37	3	—	3	SF
	7-10-7-12	ALL STAR	BREAK								
87	7-13	NY	Seaver	Koosman	L	2-4	49-38	3	—	4	SF
88	7-14	NY	Bair	Zachry	W	6-3	50-38	2	—	3	SF
89	7-15	NY	Tomlin	Murray	W	7-5	51-38	2	—	3	SF
90	7-16	NY	HUME	Kobel	W	9-2	52-38	2	—	2½	SF
91	7-17	MTL	Sarmiento	Bahnsen	W	8-6	53-38	2	—	2½	SF
92	7-18	MTL	Seaver	Dues	L	1-3	53-39	3	—	2½	SF
93	7-19	at PHIL	Tomlin	Carlton	W	7-2	54-39	2	—	2	SF
94	7-20	at PHIL	Sarmiento	Brusstar	L	6-8	54-40	2	—	2½	SF
95	7-21	at MTL	LaCoss	Grimsley	W	10-3	55-40	2	—	1½	SF
96	7-22	at MTL	Norman	Schatzeder	W	2-1	56-40	2	—	1½	SF
97	7-23	at MTL	Sarmiento	Twitcheil	W	5-4	57-40	2	—	1½	SF
98	7-24	at NY	Sarmiento	Lockwood	W	5-3	58-40	2	—	1	SF
99	7-25	at NY	Hume	SWAN	L	2-9	58-41	3	—	2	SF
100	7-26	at NY	LaCoss	Espinosa	L	3-12	58-42	3	—	2	SF
	7-27	OFF				-	-	3	—	2	SF
101	7-28	PHIL	Norman	LERCH	L	2-12	58-43	3	—	2	SF
102	7-28	PHIL	Seaver	CARLTON	W	2-1	59-43	3	—	2	SF
103	7-29	PHIL	Moskau	Lonborg	W	6-2	60-43	3	—	1	SF-LA
104	7-30	PHIL	Hume	Christensen	W	5-3	61-43	3	—	1½	SF
105	7-31	at ATL	LaCoss	P. NIEKRO	W	3-2	62-43	2	—	½	SF
106	8- 1	at ATL	Borbon	McWilliams	L	4-16	62-44	2	—	½	SF

CAPS indicate complete game.

## 1977 Day-by-Day (Cont'd)

Game No.	Date	Opponent	Pitcher of Record	Record	Score	Record	Pos.	GA	GB
			Reds	Opp.	W-L				
107	8- 2	at ATL	SEAVER	Hanna	W	6-2	63-44	2	— 1/2 SF
	8- 3	OFF				-	-	2	— 1 SF
108	8- 4	SD	Bair	Shirley	L	2-3	63-45	2	— 2 SF
109	8- 5	SD	LaCOSS	Rasmussen	W	7-1	64-45	2	— 1 SF
110	8- 6	SD	Norman	JONES	W	3-1	65-45	1	— SF
111	8- 7	ATL	Seaver	Mahler	L	3-5	65-46	2	— 1/2 SF
112	8- 8	ATL	Hume	P. NIEKRO	L	5-6	65-47	2	— 1 1/2 SF
113	8- 9	ATL	MOSKAU	Boggs	W	10-0	66-47	2	— 1/2 SF
114	8-10	at SD	LaCoss	Jones	L	3-15	66-48	3	— 1/2 SF-LA
115	8-11	at SD	Bair	Owchinko	W	2-0	67-48	2	— 1/2 LA
116	8-12	at SD	Seaver	Perry	L	2-4	67-49	3	— 1/2 LA
117	8-13	at SD	Norman	Rasmussen	L	2-3	67-50	3	— 1 1/2 SF
118	8-14	at PITT	Moskau	Rooker	L	4-7	67-51	3	— 2 SF
119	8-15	at PITT	Bair	Whitson	W	4-3	68-51	3	— 1 SF-LA
120	8-16	at PITT	Bonham	Candelaria	L	2-13	68-52	3	— 2 LA
121	8-17	at CHI	Seaver	REUSCHEL	L	0-2	68-53	3	— 3 LA
122	8-18	at CHI	Borbon	Roberts	W	8-3	69-53	3	— 3 LA
123	8-19	at CHI	Hume	Sutter	W	9-7	70-53	3	— 2 LA
124	8-20	at CHI	LaCoss	Hernandez	L	1-2	70-54	3	— 3 LA
125	8-21	STL	Bonham	Martinez	L	9-14	70-55	3	— 3 LA
126	8-22	STL	Tomlin	Bruno	W	5-4	71-55	3	— 2 1/2 LA
	8-23	OFF				-	-	3	— 3 LA
127	8-24	STL	Moskau	VUCKOVICH	L	3-4	71-56	3	— 4 LA
128	8-25	CHI	LaCoss	Reuschel	L	2-5	71-57	3	— 5 LA
129	8-26	CHI	Bair	Roberts	L	6-8	71-58	3	— 5 LA
130	8-27	CHI	Seaver	KRUKOW	L	1-7	71-59	3	— 5 LA
131	8-28	PITT	Norman	Candelaria	L	1-3	71-60	3	— 6 LA
132	8-29	PITT	LaCoss	BLYLEVEN	L	0-5	71-61	3	— 7 LA
	8-30	PITT	POSTPONED			-	-	3	— 7 1/2 LA
133	8-31	at STL	Seaver	Martinez	W	11-6	72-61	3	— 7 LA
134	9- 1	at STL	Moskau	Denny	W	5-2	73-61	3	— 7 LA
135	9- 2	at STL	Borbon	Littell	W	6-3	74-61	3	— 6 1/2 LA
136	9- 3	at STL	LaCoss	Falcone	L	2-10	74-62	3	— 6 1/2 LA
137	9- 4	at HST	Bonham	J. Niekro	W	6-3	75-62	3	— 6 1/2 LA
138	9- 5	at HST	SEAVER	RICHARD	L	2-3	75-63	3	— 7 LA
	9- 6	OFF				-	-	3	— 7 1/2 LA
139	9- 7	SD	Moskau	Owchinko	W	6-2	76-63	3	— 7 1/2 LA
140	9- 8	SD	LaCoss	Perry	L	2-3	76-64	3	— 7 1/2 LA
141	9- 9	SF	Bonham	Knepper	W	6-3	77-64	3	— 6 1/2 LA
142	9-10	SF	Seaver	Halicki	W	8-1	78-64	3	— 6 1/2 LA
143	9-11	HST	Tomlin	Andujar	W	9-8	79-64	3	— 6 1/2 LA
144	9-12	HST	Bair	Sambito	W	4-3	80-64	3	— 6 1/2 LA
145	9-13	at SD	Sarmiento	Owchinko	L	2-6	80-65	3	— 7 1/2 LA
146	9-14	at SD	Bonham	Shirley	L	1-8	80-66	3	— 8 1/2 LA
147	9-15	at SF	SEAVER	Blue	W	6-1	81-66	2	— 8 1/2 LA
148	9-16	at SF	Bair	Lavelle	L	2-3	81-67	3	— 9 1/2 LA
149	9-17	at SF	MOSKAU	Knepper	W	7-1	82-67	2	— 8 1/2 LA
150	9-18	at LA	LaCOSS	Welch	W	4-0	83-67	2	— 7 1/2 LA
151	9-19	at LA	Norman	RHODEN	L	0-8	83-68	2	— 8 1/2 LA
152	9-20	at LA	Seaver	Sutton	W	4-3	84-68	2	— 7 1/2 LA
	9-21	OFF				-	-	2	— 7 1/2 LA
153	9-22	at ATL	Soto	Skok	W	6-4	85-68	2	— 6 1/2 LA
154	9-23	at ATL	LaCoss	McWilliams	L	1-8	85-69	2	— 7 1/2 LA
155	9-24	at ATL	HUME	Bouton	W	2-1	86-69	2	— 7 1/2 LA
	9-25	OFF				-	-	2	— 7 1/2 LA
156	9-26	LA	Seaver	Rhoden	W	6-4	87-69	2	— 6 1/2 LA
157	9-27	LA	Borbon	Hough	W	5-3	88-69	2	— 5 1/2 LA
159	9-28	LA	Tomlin	Rautzhan	W	8-7	89-69	2	— 4 1/2 LA
159	9-29	ATL	HUME	Bouton	W	7-2	90-69	2	— 3 1/2 LA
160	9-30	ATL	Norman	P. Niekro	W	4-0	91-69	2	— 3 1/2 LA
161	10- 1	ATL	Dumoulin	Campbell	W	10-8	92-69	2	— 2 1/2 LA

CAPS indicate complete game.

# Japanese Tour

The Cincinnati Reds won the most games on their goodwill exhibition tour of Japan last October and November since the St. Louis Cardinals also won 14 games in 1958. The only team to win more was the New York Yankees in 1955 that compiled a 15-1 record.

The Reds finished with a 12-game winning streak, the longest ever compiled by a U.S. major league team since the series was inaugurated in 1953. The winning streak enabled the Reds to finish with an overall record of 14-2-1. Nine of the games were played against the Tokyo Yomiuri Giants, Japan's perennial power, and the others against All-Star teams or combined teams of the Giants and one or two other Japanese teams.

Standing room only crowds greeted the Reds throughout the tour. More than 550,000 fans watched games played in all parts of the nation and most of the games were nationally televised as well.

As a rule, the Japanese ball parks were smaller than those the Reds are accustomed to playing in here. And some of the stadiums looked different, too. For instance, in Toyama the field was entirely dirt — that includes the outfield — and there was no pitching mound. In other places, the infield was skinned, but there was a grass outfield. But in Tokyo and Yokohama, the Reds felt right at home on the all-Astroturf playing surfaces.

Johnny Bench was the top power man on the tour, blasting nine home runs and driving in 16 runs. Bench's homer total was the best of the past 25 years. The only U.S. players ever to hit more were Babe Ruth (13 in 1934) and Hank Sauer (12 in 1953) as members of All-Star teams touring Japan.

The top hitter among the regulars was Champ Summers, who started 15 games in right field and finished with a .370 average.

Two young pitchers were the top hurlers for the Reds. Tom Hume posted a 5-0 record with a 2.68 ERA, while Mike LaCoss was 4-0 with a 0.82 ERA. One of his outings was a one-hitter with the lone safety being an infield single.

Sadaharu Oh, the Japanese home run king who has hit 805 in his career, hit homers in the first and last games of the tour and led the Japanese hitters with seven RBI. Kazumasa Kohno, who impressed the Reds with his infield play at short and third, was the only .300 hitter against the Reds, finishing with a .314 average.

## Records of U.S. teams which have toured Japan

1978—Cincinnati .....	14-2-1	1960—San Francisco .....	11-4-1
1974—New York Mets .....	9-7-2	1958—St. Louis .....	14-2
1971—Baltimore .....	12-2-4	1956—Brooklyn .....	14-1-1
1968—St. Louis .....	13-5	1955—N.Y. Yanks .....	15-1
1966—Los Angeles .....	9-8-1	1953—N.Y. Giants .....	12-1-1
1962—Detroit .....	10-4-2		

## Reds Statistics In Japan

HITTING	AVG.	G	AB	R	H	2B	3B	HR	RBI	BB	SO	SB
Bench	.254	17	63	14	16	3	0	9	16	5	11	1
Correll	.462	10	13	3	6	2	0	1	3	0	2	0
Driessen	.271	15	59	11	16	3	1	2	10	8	8	1
Duval	.222	8	9	2	2	0	0	0	0	1	0	1
Foster	.262	17	61	15	16	7	0	4	15	5	16	0
Grace	.667	6	6	3	4	1	0	2	4	0	1	0
Griffey	.283	13	53	4	15	1	3	2	6	2	5	1
Kennedy	.276	17	58	10	16	0	2	0	4	8	7	0
Knight	.667	14	15	4	10	1	0	0	4	0	0	0
Lum	.276	13	29	6	8	1	0	2	4	3	3	1
Oester	.237	16	59	6	14	2	2	0	7	1	11	0
Rose	.329	17	76	10	25	7	0	1	9	2	5	0
Summers	.370	15	54	11	20	5	1	5	10	1	8	3
Pitchers	.143	17	49	2	7	0	0	0	3	1	15	0
REDS TOTALS	.290	17	604	101	175	33	9	28	95	37	92	8
OPPONENTS	.216	17	537	49	116	19	1	12	45	51	90	9

PITCHING	W-L	ERA	G	GS	IP	H	R	ER	BB	SO	S
Bair	1-0	2.00	6	0	9.1	7	2	2	4	2	4
Borbon	0-0	2.40	6	0	15	13	4	4	1	3	1
Dumoulin	0-0	12.00	1	1	3	5	5	4	2	1	0
Hume	5-0	2.68	5	5	36.2	27	11	11	9	20	0
LaCoss	4-0	0.82	4	4	33	18	5	3	12	19	0
Norman	2-0	2.50	4	3	18	17	6	5	10	13	1
Seaver	1-1	4.95	3	3	20	20	12	11	6	18	0
Soto	1-1	4.00	4	0	9	7	4	4	3	8	0
Tomlin	0-0	0.00	4	1	7	2	0	0	4	6	0
REDS TOTALS	14- 2-1	2.62	17	17	151	116	49	44	51	90	6
OPPONENTS	2-14-1	5.65	17	17	153	175	101	96	37	92	1

- Game 1 (Tokyo)—Giants 7, Reds 6 (47,000)
- Game 2 (Tokyo)—Reds 5, Giants 2 (52,000)
- Game 3 (Sapporo)—Reds 2, Giants 0 (24,000)
- Game 4 (Sendai)—Reds 5, Giants 5, tie (30,000)
- Game 5 (Tokyo)—Japan All-Stars 6, Reds 4 (50,000)
- Game 6 (Yokohama)—Reds 3, Giants-Whales 1 (30,000)
- Game 7 (Tokyo)—Reds 6, Giants 4 (50,000)
- Game 8 (Nagoya)—Reds 8, Giants-Dragons 3 (27,000)
- Game 9 (Toyama)—Reds 8, Giants 4 (22,000)
- Game 10 (Osaka)—Reds 10, Giants-Braves 5 (27,000)
- Game 11 (Osaka)—Reds 3, Japan All-Stars 1 (46,000)
- Game 12 (Osaka)—Reds 3, Giants-Hawks-Buffaloes 2 (16,000)
- Game 13 (Hiroshima)—Reds 7, Giants-Carps 2 (20,000)
- Game 14 (Kumamoto)—Reds 3, Giants 2 (26,000)
- Game 15 (Fukoka)—Reds 9, Giants-Lions 1 (34,000)
- Game 16 (Kitakyushu)—Reds 16, Giants 2 (26,000)
- Game 17 (Shizuoka)—Reds 3, Giants 2 (20,000)

# 10-Year Won-Lost Breakdown

	1969	1970	1971	1972	1973	1974	1975	1976	1977	1978
At Home	50-31	57-24	46-35	42-34	50-31	50-31	64-17	49-32	48-33	49-31
Away	39-42	45-36	33-48	53-25	49-32	48-33	44-37	53-28	40-41	43-38
Day Games	25-26	31-19	27-25	29-23	39-26	37-23	42-15	37-22	32-27	37-21
Night Games	64-47	71-41	52-58	66-36	60-37	61-41	66-39	65-38	56-47	56-36
Vs. RHP	70-61	69-48	67-62	67-46	72-43	71-45	82-32	69-41	53-46	55-48
Vs. LHP	19-12	33-12	12-21	28-13	27-20	27-19	26-22	33-19	35-28	36-33
1-Run Games	30-25	27-15	30-28	26-18	31-20	22-27	33-20	31-24	24-23	33-19
Extra-Inning	11- 7	7- 3	4- 8	8- 8	12- 9	8- 8	11- 4	10- 4	4- 5	11- 4
Shutouts	11- 9	15- 1	11-13	14- 8	17- 8	11-18	8- 5	12- 8	12- 9	10- 9
In April	9-11	16- 6	8-12	5- 8	13- 8	10- 9	12-11	10- 7	9-10	13- 8
May	15- 8	20- 8	12-17	18-10	14-13	17-10	16-10	18-10	13-13	17-11
June	14-14	16- 8	16-15	18- 9	12-16	17-12	22- 7	18-12	18-10	14-14
July	15-11	20-12	13-16	16-10	24- 7	19-12	20- 9	20- 9	11-18	18-10
August	19-14	14-15	19-10	21- 9	17-11	18- 9	21- 8	18-11	21-11	10-18
Sept.-Oct.	17-15	16-11	11-13	17-13	19- 8	17-12	17- 9	19-11	16-12	20- 8
Before All-Star	48-42	62-26	41-51	55-33	57-42	58-40	61-29	53-33	48-41	49-37
After All-Star	41-31	40-34	38-32	40-26	42-21	40-24	47-25	49-27	40-33	43-32

# 10-Year Inter-Club Won-Lost Statistics

vs.	1969	1970	1971	1972	1973	1974	1975	1976	1977	1978
Braves	6-12	13- 5	9- 9	9- 9	13- 5	11- 7	15- 3	12- 6	14- 4	12- 6
Cubs	6- 6	5- 7	6- 6	4- 8	4- 8	7- 5	11- 1	9- 3	5- 7	5- 7
Astros	9- 9	15- 3	5-13	11- 6	11- 7	14- 4	13- 5	12- 6	5-13	11- 7
Dodgers	10- 8	13- 5	7-11	9- 5	11- 7	6-12	8-10	13- 5	10- 8	9- 9
Expos	8- 4	7- 5	7- 5	8- 4	8- 4	6- 6	8- 4	9- 3	7- 5	8- 4
Mets	6- 6	8- 4	8- 4	8- 4	8- 4	9- 3	8- 4	6- 6	10- 2	7- 5
Phillies	10- 2	7- 5	5- 7	10- 2	8- 4	8- 4	7- 5	5- 7	8- 4	7- 5
Pirates	5- 7	8- 4	5- 7	8- 4	7- 5	8- 4	6- 6	8- 4	3- 9	4- 7
Cardinals	8- 4	9- 3	8- 4	10- 2	6- 6	6- 6	8- 4	6- 6	5- 7	8- 4
Padres	11- 7	8-10	10- 8	8-10	13- 5	12- 6	11- 7	13- 5	11- 7	9- 9
Giants	10- 8	9- 9	9- 9	10- 5	10- 8	11- 7	13- 5	9- 9	10- 8	12- 6

## National League Final Standings — 1978

EASTERN DIVISION																
Club	Won	Lost	Pct.	GB	Phil.	Pitt.	Chi.	Mtl.	S.L.	N.Y.	L.A.	Cin.	S.F.	S.D.	Hou.	Atl.
Phila. ....	90	72	.556	—	—	11	14	9	10	12	5	5	6	8	6	4
Pitts. ....	88	73	.547	1½	7	—	11	11	9	11	5	7	4	5	8	10
Chicago ....	79	83	.488	11	4	7	—	7	15	11	4	7	4	7	6	7
Montreal ....	76	86	.469	14	9	7	11	—	9	8	4	4	5	6	6	7
St. Louis ....	69	93	.426	21	8	9	3	9	—	11	7	4	3	3	5	7
New York ....	66	96	.407	24	6	7	7	10	7	—	5	5	3	5	5	6

WESTERN DIVISION																
Club	Won	Lost	Pct.	GB.	L.A.	Cin.	S.F.	S.D.	Hou.	Atl.	Phil.	Pitt.	Chi.	Mtl.	S.L.	N.Y.
Los Angeles	95	67	.586	—	—	9	11	9	11	13	7	7	8	8	5	7
Cincinnati ..	92	69	.571	2½	9	—	12	9	11	12	7	4	5	8	8	7
San Francisco	89	73	.549	6	7	6	—	10	12	7	6	8	8	7	9	9
San Diego ....	84	78	.519	11	9	9	8	—	10	10	4	7	5	6	9	7
Houston ....	74	88	.457	21	7	7	6	8	—	10	6	4	6	6	7	7
Atlanta .....	69	93	.426	26	5	6	11	8	8	—	8	2	5	5	5	6

## American League Final Standings — 1978

EASTERN DIVISION																		
Club	Won	Lost	Pct.	GB	NY	Bos	Mil	Bal	Det	Cle	Tor	KC	Cal	Tex	Min	Chi	Oak	Sea
New York .....	100	63	.613	—	—	9	5	9	11	9	11	5	5	6	7	9	8	6
Boston .....	99	64	.607	1	7	—	10	8	12	7	11	4	9	3	9	7	5	7
Milwaukee ....	93	69	.574	6½	10	5	—	8	10	12	4	5	6	4	7	9	5	9
Baltimore ....	90	71	.559	9	6	7	7	—	7	9	8	2	4	7	5	8	11	9
Detroit .....	86	76	.531	13	4	3	7	8	—	10	9	4	7	7	4	9	6	8
Cleveland ....	69	90	.434	29	6	8	5	6	5	—	10	5	4	1	5	2	4	8
Toronto .....	59	102	.366	40	4	4	3	7	6	4	—	5	3	7	4	6	4	2

WESTERN DIVISION																		
Club	Won	Lost	Pct.	GB	NY	Bos	Mil	Bal	Det	Cle	Tor	KC	Cal	Tex	Min	Chi	Oak	Sea
Kansas City ..	92	70	.568	—	6	6	6	8	6	6	5	—	6	7	7	7	10	12
California .....	87	75	.537	5	2	5	6	4	6	6	7	9	—	5	12	8	9	9
Texas .....	87	75	.537	5	4	7	4	4	3	9	4	8	10	—	9	4	9	12
Minnesota ....	73	89	.451	19	3	2	7	5	6	5	6	8	3	6	—	7	9	6
Chicago .....	71	90	.441	20	1	3	4	1	2	8	4	8	7	11	8	—	7	7
Oakland .....	69	93	.426	23	2	5	1	0	4	6	7	5	6	6	6	8	—	13
Seattle .....	56	104	.350	35	5	3	5	1	2	1	8	3	6	3	9	8	2	—

## National League Batting Leaders

<b>Batting</b>	<b>Doubles</b>	<b>RBI</b>
Parker ..... 334	Rose ..... 51	Foster ..... 120
Garvey ..... 316	Clark ..... 46	Parker ..... 117
J. Cruz ..... 315	Simmons ..... 40	Garvey ..... 113
Madlock ..... 309	Parrish ..... 39	Luzinski ..... 101
Winfield ..... 308	Perez ..... 38	Clark ..... 98
Richards ..... 308	<b>Triples</b>	
	Templeton ..... 13	<b>Stolen Bases</b>
<b>Hits</b>	Parker ..... 12	Moreno ..... 71
Garvey ..... 202	Richards ..... 12	Taveras ..... 46
Rose ..... 198	Garner ..... 9	Lopes ..... 45
Cabell ..... 195	Garvey ..... 9	DeJesus ..... 41
Parker ..... 194	Herndon ..... 9	O. Smith ..... 40
Bowa ..... 192	Henderson ..... 9	
	<b>Home Runs</b>	<b>Total Bases</b>
Runs	Foster ..... 40	Parker ..... 340
DeJesus ..... 104	Luzinski ..... 35	Foster ..... 330
Rose ..... 103	Parker ..... 30	Garvey ..... 319
Parker ..... 102	R. Smith ..... 29	Clark ..... 318
Foster ..... 97	Kingman ..... 28	Winfield ..... 293
Moreno ..... 95	Stargell ..... 28	



**BATTING**

# Batting Breakdown — 1978

	Auerbach					Bench					Collins				
	AB	H	HR	RBI	Pct.	AB	H	HR	RBI	Pct.	AB	H	HR	RBI	Pct.
Season	55	18	2	5	.327	393	102	23	73	.260	102	22	0	7	.216
Home	32	11	1	3	.344	205	54	11	42	.263	54	14	0	4	.259
Road	23	7	1	2	.304	188	48	12	31	.255	48	8	0	3	.167
Vs. Atl.	7	0	0	0	.000	30	8	5	15	.267	18	3	0	0	.167
Hstn.	5	2	0	0	.400	47	13	4	8	.277	6	1	0	2	.167
L.A.	8	4	1	3	.500	50	17	1	9	.340	14	2	0	2	.143
S.D.	12	5	0	0	.417	48	11	2	4	.229	16	7	0	1	.438
S.F.	6	2	1	2	.333	45	10	2	13	.222	10	2	0	1	.200
West	38	13	2	5	.342	220	59	14	49	.268	64	15	0	6	.234
Chi.	7	0	0	0	.000	26	6	1	4	.231	6	0	0	0	.000
Mont.	2	0	0	0	.000	47	8	3	5	.170	6	2	0	0	.333
N.Y.	—	—	—	—	—	29	12	1	7	.414	8	0	0	0	.000
Phil.	2	0	0	0	.000	38	10	2	5	.263	4	1	0	0	.250
Pitt.	1	1	0	0	1.000	11	3	1	1	.273	9	1	0	1	.111
St. L.	5	4	0	0	.800	22	4	1	2	.182	5	3	0	0	.600
East	17	5	0	0	.294	173	43	9	24	.249	38	7	0	1	.184
Before ASG	29	5	2	4	.172	192	43	11	30	.224	64	14	0	7	.219
After ASG	26	13	0	1	.500	201	59	12	43	.294	38	8	0	0	.211
In April	12	3	1	2	.250	77	23	4	12	.299	11	2	0	2	.182
May	7	0	0	1	.000	86	14	5	13	.163	29	7	0	2	.241
June	8	0	0	0	.000	6	2	1	1	.333	19	4	0	3	.211
July	3	2	1	1	.667	76	24	5	14	.316	14	3	0	0	.214
August	12	7	0	0	.583	70	16	4	10	.229	17	3	0	0	.176
Sept.-Oct.	13	6	0	1	.462	78	23	4	23	.295	12	3	0	0	.250
Vs. RHP	27	7	0	0	.259	236	57	10	40	.242	51	10	0	2	.196
Vs. LHP	28	11	2	5	.393	157	45	13	33	.287	51	12	0	5	.235

	Concepcion					Driessen					Foster				
	AB	H	HR	RBI	Pct.	AB	H	HR	RBI	Pct.	AB	H	HR	RBI	Pct.
Season	565	170	6	67	.301	524	131	16	70	.250	604	170	40	120	.281
Home	270	82	3	38	.304	252	66	10	44	.262	296	86	25	66	.291
Road	295	88	3	29	.298	272	65	6	26	.239	308	84	15	54	.273
Vs. Atl.	64	23	1	13	.359	48	13	0	3	.271	73	18	7	17	.247
Hstn.	64	13	0	4	.203	66	14	2	6	.212	63	18	4	14	.286
L.A.	67	21	0	8	.313	65	15	0	6	.231	70	23	6	16	.329
S.D.	53	13	0	4	.245	48	11	1	7	.229	64	21	2	12	.328
S.F.	60	23	0	10	.383	61	19	1	9	.311	69	18	2	9	.261
West	308	93	1	39	.302	288	72	4	31	.250	339	98	21	68	.289
Chi.	37	10	0	3	.270	39	6	0	2	.154	43	9	3	7	.209
Mont.	47	17	1	3	.362	34	8	3	9	.235	46	14	3	11	.304
N.Y.	47	10	2	7	.213	42	13	3	9	.310	47	13	3	9	.277
Phil.	39	16	1	6	.410	41	12	2	6	.293	46	16	3	13	.348
Pitt.	42	13	1	5	.310	38	8	2	6	.211	43	15	5	7	.349
St. L.	45	11	0	4	.244	42	12	2	7	.286	40	5	2	5	.125
East	257	77	5	28	.300	236	59	12	39	.250	265	72	19	52	.272
Before ASG	314	92	2	34	.293	285	84	10	47	.295	334	101	18	63	.302
After ASG	251	78	4	33	.311	239	47	6	23	.197	270	69	22	57	.256
In April	72	19	1	10	.264	82	26	3	13	.317	87	29	4	12	.333
May	106	37	1	13	.349	73	24	4	15	.329	113	35	5	28	.310
June	102	28	0	10	.275	96	24	2	13	.250	101	27	7	14	.267
July	102	31	2	11	.304	96	24	4	17	.250	100	29	9	27	.290
August	91	26	2	12	.286	97	19	3	8	.196	108	27	6	17	.250
Sept.-Oct.	92	29	0	11	.315	81	14	0	4	.173	95	23	9	22	.242
Vs. RHP	338	89	1	38	.263	321	84	14	43	.262	360	90	24	72	.250
Vs. LHP	227	81	5	29	.357	203	47	2	27	.232	244	80	16	48	.328

	Geronimo					Griffey					Henderson*				
	AB	H	HR	RBI	Pct.	AB	H	HR	RBI	Pct.	AB	H	HR	RBI	Pct.
Season	296	67	5	27	.226	614	177	10	63	.288	166	29	4	23	.175
Home	158	37	2	15	.234	289	82	7	33	.284	64	11	1	9	.172
Road	138	30	3	12	.217	325	95	3	30	.292	102	18	3	14	.176
Vs. Atl.	23	4	0	4	.174	59	17	2	6	.288	25	2	1	3	.080
Hstn.	50	12	1	7	.240	69	19	0	6	.275	9	3	0	1	.333
L.A.	38	10	1	2	.263	67	21	1	7	.313	12	1	0	0	.083
S.D.	31	3	0	2	.097	60	20	1	6	.333	20	1	0	0	.050
S.F.	38	9	0	4	.237	75	22	0	5	.293	12	1	0	2	.083
West	180	38	2	19	.211	330	99	4	30	.300	78	8	1	6	.103
Chi.	18	0	0	0	.000	47	13	2	5	.277	5	1	0	0	.200
Mont.	18	3	0	0	.167	49	17	0	4	.347	17	2	0	1	.118
N.Y.	26	11	1	4	.423	50	12	1	2	.240	16	6	0	3	.375
Phil.	25	5	0	1	.200	47	10	0	1	.213	12	4	1	5	.333
Pitt.	5	2	1	1	.400	41	12	0	5	.293	7	1	0	1	.143
St. L.	24	8	1	2	.333	50	14	3	16	.280	9	2	1	3	.222
East	116	29	3	8	.250	284	78	6	33	.275	88	21	3	17	.239
Before ASG	198	47	5	21	.237	347	106	3	27	.305	21	3	0	0	.143
After ASG	98	20	0	6	.204	267	71	7	36	.266	145	26	4	23	.179
In April	72	22	2	13	.306	92	31	2	8	.337	—	—	—	—	—
May	56	10	0	3	.179	109	35	1	7	.321	5	0	0	0	.000
June	49	11	3	4	.224	111	31	0	9	.279	12	3	0	0	.250
July	45	11	0	4	.244	109	24	0	4	.220	49	12	1	9	.245
August	39	4	0	2	.103	108	32	6	24	.296	33	3	0	2	.091
Sept.-Oct.	35	9	0	1	.257	85	24	1	11	.282	45	6	2	8	.133
Vs. RHP	197	47	5	20	.239	363	110	7	38	.303	73	14	3	12	.192
Vs. LHP	99	20	0	7	.202	251	67	3	25	.267	93	15	1	11	.161

	Kennedy					Knight					Morgan				
	AB	H	HR	RBI	Pct.	AB	H	HR	RBI	Pct.	AB	H	HR	RBI	Pct.
Season	157	40	0	11	.255	65	13	1	4	.200	441	104	13	75	.236
Home	82	22	0	8	.268	33	6	1	3	.182	203	51	6	39	.251
Road	75	18	0	3	.240	32	7	0	1	.219	238	53	7	36	.223
Vs. Atl.	44	10	0	3	.227	12	3	1	3	.250	18	3	1	4	.167
Hstn.	13	3	0	1	.231	3	0	0	0	.000	52	14	2	11	.269
L.A.	28	6	0	1	.214	8	1	0	0	.125	40	9	2	4	.225
S.D.	24	10	0	5	.417	6	2	0	0	.333	37	7	2	7	.189
S.F.	14	3	0	0	.214	8	2	0	0	.250	57	10	0	8	.175
West	123	32	0	10	.260	37	8	1	3	.216	204	43	7	34	.211
Chi.	3	0	0	1	.000	3	1	0	0	.333	40	11	1	6	.275
Mont.	6	2	0	0	.333	2	0	0	0	.000	43	13	2	12	.302
N.Y.	9	2	0	0	.222	4	2	0	0	.500	36	12	0	6	.333
Phil.	11	3	0	0	.273	4	0	0	0	.000	30	5	0	6	.167
Pitt.	4	1	0	0	.250	7	0	0	0	.000	45	8	1	2	.178
St. L.	1	0	0	0	.000	8	2	0	1	.250	43	12	2	9	.279
East	34	8	0	1	.235	28	5	0	1	.179	237	61	6	41	.257
Before ASG	81	17	0	4	.210	45	7	1	3	.156	240	61	8	48	.254
After ASG	76	23	0	7	.303	20	6	0	1	.300	201	43	5	37	.214
In April	9	0	0	0	.000	4	1	0	0	.250	76	20	4	17	.263
May	32	11	0	2	.344	16	3	1	3	.188	72	16	3	17	.222
June	24	2	0	1	.083	20	2	0	0	.100	77	22	1	12	.286
July	32	8	0	1	.250	12	3	0	0	.250	70	20	0	15	.286
August	28	7	0	5	.250	9	3	0	1	.333	72	10	2	8	.139
Sept.-Oct.	32	12	0	2	.375	4	1	0	0	.250	74	16	3	6	.216
Vs. RHP	72	20	0	4	.278	24	6	1	4	.250	263	64	9	46	.243
Vs. LHP	85	20	0	7	.235	41	7	0	0	.171	178	40	4	29	.225

\* Reds totals only

# Opponents Batting vs. Reds — 1978

(10 or more at bats)

## Western Division

ATLANTA	AB	H	HR	RBI	Pct.	SAN DIEGO	AB	H	HR	RBI	Pct.
Bonnell .....	35	16	1	4	.457	Turner .....	20	8	1	5	.400
Hornor .....	23	8	4	8	.348	Gonzalez .....	33	12	0	4	.364
Pocoroba .....	33	11	1	7	.333	Winfield .....	54	18	0	4	.333
Gilbreath .....	37	12	0	7	.324	Evans .....	13	4	0	0	.308
Ruiz .....	16	5	0	1	.313	Perkins .....	21	6	0	4	.286
Benedict .....	16	5	0	1	.313	Thomas .....	50	14	0	3	.280
Chaney .....	27	8	0	3	.296	Richards .....	59	16	1	4	.271
Burroughs .....	49	13	2	6	.265	Almon .....	38	10	0	2	.263
Royster .....	67	17	0	5	.254	Sweet .....	43	11	0	1	.256
Office .....	35	8	0	1	.229	Tenace .....	43	11	3	12	.256
Whisenton .....	15	3	0	0	.200	Gamble .....	44	11	0	6	.250
Matthews .....	61	12	3	3	.197	Smith .....	58	13	0	4	.224
Beall .....	16	3	0	0	.188	Ashford .....	17	1	0	0	.059
Nolan .....	22	4	0	3	.182	<b>Team Totals</b>	<b>586</b>	<b>151</b>	<b>6</b>	<b>58</b>	<b>.258</b>
Asselstine .....	17	3	1	4	.176						
Miller .....	18	3	0	2	.167						
Murphy .....	61	9	2	8	.148						
Hubbard .....	23	3	2	4	.130						
<b>Team Totals</b>	<b>423</b>	<b>107</b>	<b>16</b>	<b>52</b>	<b>.253</b>						

HOUSTON	AB	H	HR	RBI	Pct.
Alou .....	12	6	1	4	.500
Cruz .....	62	25	0	9	.403
Landestoy .....	19	7	0	0	.368
Cedeno .....	29	10	1	3	.345
Cabell .....	74	25	1	14	.338
Puhl .....	73	20	2	7	.274
Watson .....	59	16	2	15	.271
Howe .....	49	13	2	5	.265
Pujols .....	16	4	0	1	.250
Walling .....	38	9	1	5	.237
Howard .....	13	3	0	1	.231
Fischlin .....	16	3	0	0	.188
Bochtly .....	11	2	1	1	.182
Bergmann .....	14	2	0	1	.143
Gonzalez .....	20	1	0	0	.050
<b>Team Totals</b>	<b>614</b>	<b>166</b>	<b>13</b>	<b>73</b>	<b>.270</b>

LOS ANGELES	AB	H	HR	RBI	Pct.
Garvey .....	71	26	5	11	.366
Monday .....	36	12	4	8	.333
Baker .....	64	21	1	7	.328
Cey .....	63	18	4	9	.286
North .....	28	8	0	3	.286
Lopes .....	65	18	3	8	.277
Russell .....	67	17	1	4	.254
Smith .....	41	10	2	5	.244
Lacy .....	30	5	0	4	.167
Ferguson* .....	45	7	2	6	.156
Yeager .....	37	4	1	4	.108
Grote .....	10	1	0	1	.100
<b>Team Totals</b>	<b>573</b>	<b>147</b>	<b>21</b>	<b>71</b>	<b>.257</b>

\*Combined Los Angeles-Houston Totals

SAN FRANCISCO	AB	H	HR	RBI	Pct.
Clark .....	72	12	1	3	.292
Metzger* .....	52	15	0	5	.288
Madlock .....	14	4	1	1	.286
McCovey .....	39	11	1	5	.282
Ivie .....	33	9	1	5	.273
Hill .....	40	10	1	6	.250
Whitfield .....	63	15	3	5	.238
Cruz** .....	14	3	0	2	.214
LeMaster .....	24	5	0	0	.208
Herndon .....	35	7	0	0	.200
Dwyer*** .....	34	6	0	2	.176
Andrews .....	36	6	0	0	.167
Evans .....	67	10	3	7	.149
Harris .....	17	0	0	0	.000
Sadek .....	11	0	0	0	.000
<b>Team Totals</b>	<b>597</b>	<b>124</b>	<b>13</b>	<b>43</b>	<b>.208</b>

\*Combined San Francisco-Houston Totals

\*\*Combined San Francisco-Chicago Totals

\*\*\*Combined San Francisco-St. Louis Totals

# Opponents Batting vs. Reds — 1978

(10 or more at bats)

## Eastern Division

CHICAGO	AB	H	HR	RBI	Pct.
Biittner .....	25	9	0	2	.360
Buckner .....	38	13	1	3	.342
Murcer .....	41	14	1	7	.341
Gross .....	35	11	0	4	.314
Trillo .....	47	14	1	2	.298
Scott .....	17	5	0	0	.294
Ontiveros .....	18	5	0	2	.278
DeJesus .....	47	13	0	2	.277
Kingman .....	40	8	4	11	.200
Clines .....	12	2	0	0	.167
Johnson* .....	10	1	0	1	.100
<b>Team Totals</b>	<b>414</b>	<b>112</b>	<b>7</b>	<b>46</b>	<b>.271</b>

\*Combined Chicago-Philadelphia Totals

MONTREAL	AB	H	HR	RBI	Pct.
Dawson .....	52	20	3	8	.380
Cromartie .....	50	17	2	8	.340
Parrish .....	50	17	2	4	.340
Perez .....	44	12	2	9	.273
Cash .....	53	14	0	1	.264
Speier .....	35	9	0	2	.257
Valentine .....	53	13	4	7	.245
Carter .....	49	9	0	2	.184
<b>Team Totals</b>	<b>454</b>	<b>123</b>	<b>13</b>	<b>45</b>	<b>.271</b>

NEW YORK	AB	H	HR	RBI	Pct.
Youngblood ..	15	6	3	8	.400
Henderson ....	46	18	1	6	.391
Maddox .....	38	12	1	5	.316
Valentine .....	20	6	0	4	.300
Stearns .....	42	12	1	4	.286
Mazzilli .....	38	10	1	6	.263
Foli .....	28	7	0	2	.250
Montanez ....	44	10	0	5	.227
Flynn .....	39	8	1	5	.205
Boisclair .....	14	2	0	1	.143
Randle .....	38	5	0	3	.132
<b>Team Totals</b>	<b>395</b>	<b>100</b>	<b>8</b>	<b>54</b>	<b>.253</b>

PHILADELPHIA	AB	H	HR	RBI	Pct.
Hebner .....	38	16	2	10	.421
Schmidt .....	44	17	3	9	.386
Bowa .....	46	17	1	7	.370
Boone .....	30	11	0	5	.367
Cardenal .....	14	5	0	2	.357
McCarver .....	17	6	0	1	.353
Luzinski .....	44	14	5	10	.318
McBride .....	10	3	0	0	.300
Harrelson .....	11	3	0	0	.273
Sizemore .....	21	5	0	0	.238
Maddox .....	41	9	0	2	.220
Martin .....	40	7	1	3	.175
Morrison .....	19	1	0	1	.053
<b>Team Totals</b>	<b>423</b>	<b>125</b>	<b>12</b>	<b>56</b>	<b>.296</b>

PITTSBURGH	AB	H	HR	RBI	Pct.
Parker .....	41	18	3	11	.439
Stargell .....	20	8	2	8	.400
Ott .....	25	9	0	3	.360
Milner .....	28	10	0	6	.357
Robinson ....	44	14	1	7	.318
Moreno .....	29	9	0	1	.310
Garner .....	41	12	0	4	.293
Taveras .....	47	12	0	5	.255
Stennett .....	26	6	0	1	.231
Sanguillen ....	23	5	0	1	.217
<b>Team Totals</b>	<b>382</b>	<b>116</b>	<b>6</b>	<b>55</b>	<b>.304</b>

ST. LOUIS	AB	H	HR	RBI	Pct.
Garrett* .....	21	7	1	6	.333
Hendrick** .....	52	16	1	10	.308
Mumphrey .....	37	11	0	5	.297
Scott .....	14	4	0	2	.286
Tyson .....	18	5	0	0	.278
Phillips .....	33	9	0	6	.273
Hernandez ....	37	10	2	5	.270
Morales .....	28	7	0	4	.250
Templeton .....	45	11	0	3	.244
Simmons .....	43	10	3	7	.233
Reitz .....	32	7	0	2	.219
Brock .....	35	6	0	2	.171
<b>Team Totals</b>	<b>420</b>	<b>104</b>	<b>7</b>	<b>52</b>	<b>.248</b>

\*Combined St. Louis-Montreal Totals

\*\*Combined St. Louis-San Diego Totals

## Lifetime N.L. Home Runs By Parks

Player	Total	H	A	Atl	Chi	Cin	Hst	LA	Mtl	NY	Phil	Pitt	StL	SD	SF
Bench	310	164	146	27	16	123	17	13	3	8	11	6	8	15	6
Morgan	204	95	109	12	13	73	29	11	2	7	3	11	6	9	14
Foster	171	88	73	15	9	86	3	12	4	6	7	4	7	5	11
Driessen	58	35	23	7	4	35	1	1	2	1	1	3	0	2	1
Concepcion	54	26	28	8	0	26	1	3	0	4	2	2	1	3	2
Geronimo	39	17	22	4	2	17	2	4	0	1	1	1	0	3	3
Griffey	37	18	19	4	4	18	1	5	0	2	1	0	1	0	0
Seaver	9	3	6	2	0	3	1	0	0	1	0	0	0	0	1
Summers	8	5	3	0	1	4	1	0	0	0	1	0	0	0	1
Knight	2	1	1	0	0	1	0	0	0	0	0	0	0	1	0
Werner	2	0	2	0	0	0	0	0	0	0	0	0	0	1	1
Moskau	2	1	1	0	0	1	0	0	0	0	1	0	0	0	0
Hume	1	1	0	0	0	1	0	0	0	0	0	0	0	0	0
DeFreites	1	0	1	1	0	0	0	0	0	0	0	0	0	0	0

Additional home runs hit at CROSLY FIELD, CINCINNATI: Bench 41, Morgan 1; CONNIE MACK STADIUM, PHILADELPHIA: Bench 3, Morgan 1; COUNTY STADIUM, MILWAUKEE: Morgan 3; JARRY PARK, MONTREAL: Bench 12, Morgan 6, Lum 4, Foster 2, Concepcion 2, Geronimo 1, Seaver 1; FORBES FIELD, PITTSBURGH: Morgan 3, Bench 1.

## 1978 Home Runs

Player	Total	H	A	Atl H-A	Chi H-A	Hst H-A	LA H-A	Mtl H-A	NY H-A	Phil H-A	Pitt H-A	StL H-A	SD H-A	SF H-A
Auerbach	2	1	1	0-0	0-0	0-0	1-0	0-0	0-0	0-0	0-0	0-0	0-0	0-1
Bench	23	11	12	3-2	0-1	1-3	0-1	1-2	0-1	2-0	1-0	0-1	1-1	2-0
Concepcion	6	3	3	0-1	0-0	0-0	0-0	1-0	1-1	1-0	0-1	0-0	0-0	0-0
Correll	1	0	1	0-0	0-0	0-0	0-0	0-0	0-0	0-0	0-0	0-0	0-0	0-0
DeFreites	1	0	1	0-1	0-0	0-0	0-0	0-0	0-0	0-0	0-0	0-0	0-0	0-0
Driessen	16	10	6	0-0	0-0	2-0	0-0	1-2	2-1	1-1	0-2	2-0	1-0	1-0
Foster	40	25	15	4-3	1-2	4-0	3-3	3-0	2-1	2-1	3-2	1-1	2-0	0-2
Geronimo	5	2	3	0-0	0-0	1-0	0-1	0-0	0-1	0-0	0-1	1-0	0-0	0-0
Griffey	10	7	3	2-0	1-1	0-0	0-1	0-0	0-1	0-0	0-0	3-0	1-0	0-0
Henderson	3	1	2	1-0	0-0	0-0	0-0	0-0	0-0	0-1	0-0	0-1	0-0	0-0
Knight	1	1	0	1-0	0-0	0-0	0-0	0-0	0-0	0-0	0-0	0-0	0-0	0-0
Lum	6	3	3	1-2	1-0	0-0	0-0	0-0	0-1	0-0	0-0	0-0	0-0	1-0
Morgan	13	6	7	0-1	1-0	2-0	1-1	1-1	0-0	0-0	0-1	0-2	1-1	0-0
Moskau	1	1	0	0-0	0-0	0-0	0-0	0-0	0-0	1-0	0-0	0-0	0-0	0-0
Rose	7	2	5	1-2	0-0	0-0	0-0	0-0	0-3	0-0	0-0	0-0	1-0	0-0
Summers	1	1	0	0-0	0-0	1-0	0-0	0-0	0-0	0-0	0-0	0-0	0-0	0-0

## Active Players with 300 Home Runs

Johnny Bench is one of the only seven active players with at least 300 career home runs. The leader is Willie McCovey with 505. Following is a list of active players with 300 career home runs:

Willie McCovey .....	505	Lee May .....	325
Willie Stargell .....	429	JOHNNY BENCH .....	310
Carl Yastrzemski .....	383	Tony Perez .....	310
Reggie Jackson .....	340		

## Reds Home Run Totals — 1950-1978

Year	HR	Rank*	Home	Away	Year	HR	Rank*	Home	Away
1950	99	8	52	47	1965	183	2	108	75
1951	88	8	44	44	1966	149	4	91	58
1952	104	5	43	61	1967	109	5	57	52
1953	166	3	89	77	1968	106	3	55	51
1954	147	4	94	53	1969	171	1	97	74
1955	181	3	102	79	1970	191	1	100	91
1956	221	1	128	93	1971	138	4	71	67
1957	187	2	118	69	1972	124	5	58	66
1958	123	7	71	52	1973	137	4	47	90
1959	161	4	101	60	1974	135	2	74	61
1960	140	2	75	65	1975	124	3	70	54
1961	158	4	70	88	1976	141	1	73	68
1962	167	3	95	72	1977	181	3	83	98
1963	122	6	65	57	1978	136	2	74	58
1964	130	4†	62	68					

\*Rank In National League

†Tied

## Opponents with 5 or more Homers at Riverfront

Cesar Cedeno .....	13	Cito Gaston .....	9	Willie Stargell .....	6
Hank Aaron .....	11	Ted Simmons .....	8	Ron Cey .....	6
Bob Watson .....	11	Nate Colbert .....	8	Bob Bailey .....	5
Willie McCovey .....	11	Dusty Baker .....	7	Jimmy Wynn .....	5
Darrell Evans .....	11	Earl Williams .....	6	Bill Buckner .....	5
Mike Schmidt .....	11	Al Oliver .....	6	Dave Lopes .....	5
Steve Garvey .....	10	Greg Luzinski .....	6	Jose Cruz .....	5

## Reds Hitting 30 or More Homers

52 — George Foster .....	1977	39 — Lee May .....	1971	33 — Johnny Bench .....	1974
49 — Ted Kluszewski .....	1954	38 — Frank Robinson .....	1956	33 — Frank Robinson .....	1965
47 — Ted Kluszewski .....	1955	38 — Lee May .....	1969	32 — Deron Johnson .....	1965
45 — Johnny Bench .....	1970	37 — Frank Robinson .....	1961	31 — Johnny Bench .....	1977
40 — George Foster .....	1978	37 — Tony Perez .....	1969	31 — George Crowe .....	1957
40 — Johnny Bench .....	1972	36 — Wally Post .....	1956	31 — Frank Robinson .....	1958
40 — Ted Kluszewski .....	1953	36 — Frank Robinson .....	1959	31 — Frank Robinson .....	1960
40 — Wally Post .....	1955	35 — Hank Sauer .....	1948	30 — Ival Goodman .....	1938
40 — Tony Perez .....	1970	35 — Ted Kluszewski .....	1956		
39 — Frank Robinson .....	1962	34 — Lee May .....	1970		

## Grand Slams By Active Reds

Johnny Bench .....	9	Dave Concepcion .....	2	Ken Griffey .....	1
George Foster .....	6	Cesar Geronimo .....	1	Champ Summers .....	1
Joe Morgan .....	4				

## Reds Career Grand Slam Leaders

Johnny Bench .....	9	Tony Perez .....	4	Ernie Lombardi .....	3
Vada Pinson .....	6	Joe Morgan .....	4	Wally Post .....	3
George Foster .....	6	Ed Bailey .....	3	Andy Seminick .....	3
Frank Robinson .....	5	Gus Bell .....	3	Ted Kluszewski .....	3

# Reds .300 Hitters 1900-1978

(Minimum 400 At Bats)

Rank	Player	Pct.	Year	Rank	Player	Pct.	Year
1	C. Seymour	.377	1905	64	C. Seymour	.313	1904
2	B. Hargrave	.353	1926		C. Walker	.313	1929
3	E. Roush	.352	1921		L. Scarsella	.313	1936
4	E. Roush	.351	1923		V. Pinson	.313	1963
	M. Donlin	.351	1903		P. Rose	.313	1966
6	E. Roush	.348	1924	69	H. Steinfeld	.312	1903
	P. Rose	.348	1969		T. Cuccinello	.312	1930
8	V. Pinson	.343	1961		J. Lynch	.312	1958
9	C. Seymour	.342	1903		P. Rose	.312	1965
	F. Robinson	.342	1962		A. Johnson	.312	1968
	E. Lombardi	.342	1938	74	J. Wyrostek	.311	1951
12	J. Beckley	.341	1900		F. Robinson	.311	1959
	E. Roush	.341	1917		J. Temple	.311	1959
14	G. Harper	.340	1922		P. Rose	.311	1977
15	H. Chase	.339	1916	78	M. Mitchell	.310	1909
	E. Roush	.339	1920		H. Groh	.310	1919
	E. Roush	.339	1925	80	F. McCormick	.309	1940
18	P. Rose	.338	1973		T. Kluszewski	.309	1949
19	J. Daubert	.336	1922		W. Post	.309	1959
	K. Griffey	.336	1976	83	R. Hoblitzel	.308	1909
21	P. Rose	.335	1968		P. Duncan	.308	1921
22	S. Crawford	.333	1902		G. Bell	.308	1955
	E. Roush	.333	1918	86	J. Beckley	.307	1901
	H. Heilmann	.333	1930		T. Griffith	.307	1915
25	F. McCormick	.332	1939		C. Walker	.307	1930
26	S. Crawford	.330	1901		W. Berger	.307	1938
	J. Beckley	.330	1902		T. Kluszewski	.307	1950
28	P. Duncan	.328	1922		J. Temple	.307	1954
29	J. Beckley	.327	1903		P. Rose	.307	1972
	P. Duncan	.327	1923		C. Geronimo	.307	1976
	F. McCormick	.327	1938	94	J. Daubert	.306	1921
	J. Morgan	.327	1975		B. Pinelli	.306	1924
33	B. Herman	.326	1932		C. Walker	.306	1926
	K. Cuyler	.326	1936		J. Stripp	.306	1930
	T. Kluszewski	.326	1954		S. Burgess	.306	1955
36	S. Barry	.324	1905		J. Temple	.306	1958
	J. Stripp	.324	1931		F. Robinson	.306	1964
38	E. Roush	.323	1926		G. Foster	.306	1976
	I. Goodman	.323	1939	102	B. Pinelli	.305	1922
	F. Robinson	.323	1961		E. Allen	.305	1928
	P. Rose	.323	1976		E. Lombardi	.305	1934
42	H. Critz	.322	1924		F. McCormick	.305	1944
	F. Robinson	.322	1957		V. Pinson	.305	1965
44	E. Roush	.321	1919		B. Tolan	.305	1969
45	H. Groh	.320	1918		K. Griffey	.305	1975
	T. Kluszewski	.320	1952	109	H. Groh	.304	1917
	J. Morgan	.320	1976		J. Daubert	.304	1920
	G. Foster	.320	1977		P. Rose	.304	1971
49	C. Walker	.318	1925	112	E. Lombardi	.303	1932
	K. Griffey	.318	1977		C. Hafey	.303	1933
51	A. Marsans	.317	1912		F. McCormick	.303	1943
	T. Perez	.317	1970	115	T. Kluszewski	.302	1956
	P. Rose	.317	1975		P. Rose	.302	1978
54	J. Barrett	.316	1900	117	E. Tipton	.301	1944
	T. Kluszewski	.316	1953		P. Rose	.301	1967
	V. Pinson	.316	1959		D. Concepcion	.301	1978
	P. Rose	.316	1970	120	D. Paskert	.300	1910
	B. Tolan	.316	1970		E. Swanson	.300	1929
59	H. Hendrick	.315	1931		M. McCormick	.300	1940
	T. Cuccinello	.315	1931		G. Bell	.300	1953
	A. Johnson	.315	1969		G. Foster	.300	1975
62	T. Kluszewski	.314	1955		D. Driessen	.300	1977
	T. Perez	.314	1973				



## Pitching Breakdown — 1978

	Bair								Bonham							
	G	GS	CG	IP	H	W-L	SV	ERA	G	GS	CG	IP	H	W-L	SV	ERA
Season	70	0	0	100.1	87	7-6	28	1.98	23	23	1	140.1	151	11-5	0	3.54
Home	38	0	0	58.2	42	5-3	15	1.53	12	12	1	72.0	76	5-2	0	3.25
Road	32	0	0	41.2	45	2-3	13	2.57	11	11	0	68.1	75	6-3	0	3.84
Vs. Atl.	6	0	0	6.0	7	0-1	2	4.50	1	1	0	8.0	5	1-0	0	0.00
Hstn.	8	0	0	7.2	4	2-0	3	0.00	3	3	0	18.0	24	2-1	0	6.00
L.A.	8	0	0	12.2	13	1-1	3	4.85	2	2	0	12.0	14	1-0	0	4.50
S.D.	8	0	0	12.2	9	1-1	4	0.00	4	4	0	24.2	21	1-1	0	2.16
S.F.	8	0	0	13.1	11	0-1	4	0.69	4	4	1	29.0	21	4-0	0	1.55
West	38	0	0	52.1	44	4-4	16	1.90	14	14	1	91.2	85	9-2	0	2.84
Chi.	6	0	0	7.0	8	0-1	3	5.14	3	3	0	19.0	19	1-1	0	3.32
Mont.	5	0	0	10.2	8	0-0	3	0.00	1	1	0	6.0	11	0-0	0	6.00
N.Y.	4	0	0	10.1	6	2-0	1	0.00	—	—	—	—	—	—	—	—
Phil.	8	0	0	8.0	9	0-0	3	1.12	1	1	0	6.1	6	1-0	0	0.00
Pitt.	4	0	0	6.0	7	1-1	0	3.00	2	2	0	13.0	19	0-1	0	6.23
St. L.	5	0	0	6.0	5	0-0	2	6.00	2	2	0	4.1	11	0-1	0	13.50
East	32	0	0	48.0	43	3-2	12	2.06	9	9	0	48.2	66	2-3	0	4.78
Before ASG	36	0	0	50.1	41	3-3	14	1.80	15	15	1	96.0	97	9-2	0	3.19
After ASG	34	0	0	50.0	46	4-3	14	2.16	8	8	0	44.1	54	2-3	0	4.30
In April	8	0	0	11.2	11	0-0	3	0.00	3	3	1	25.0	25	3-0	0	3.24
May	14	0	0	18.2	19	1-1	5	1.42	4	4	0	27.2	27	3-0	0	1.61
June	10	0	0	11.2	12	0-2	4	4.50	6	6	0	32.2	33	2-2	0	4.09
July	14	0	0	24.0	15	3-0	8	0.75	2	2	0	10.2	18	1-0	0	4.09
August	12	0	0	17.2	19	2-2	1	4.00	5	5	0	26.0	33	0-2	0	4.85
Sept.-Oct.	12	0	0	16.2	17	1-1	7	1.59	3	3	0	18.1	18	2-1	0	3.50
As Starter	—	—	—	—	—	—	—	—	22	23	1	137.1	142	11-4	0	3.28
In Relief	70	0	0	100.1	87	7-6	28	1.98	1	0	0	3.0	9	0-1	0	15.00

	Borbon								Hume							
	G	GS	CG	IP	H	W-L	SV	ERA	G	GS	CG	IP	H	W-L	SV	ERA
Season	62	0	0	99.1	102	8-2	4	5.00	42	23	3	174.0	198	8-11	1	4.14
Home	32	0	0	49.2	59	3-1	2	6.12	18	10	2	84.1	95	5-4	0	3.64
Road	30	0	0	49.2	43	5-1	2	3.78	24	13	1	89.2	103	3-7	1	4.60
Vs. Atl.	6	0	0	11.1	16	0-1	0	11.45	6	4	2	33.0	27	2-1	0	2.45
Hstn.	7	0	0	9.0	9	1-0	1	3.00	4	4	0	25.0	34	2-2	0	3.96
L.A.	7	0	0	10.0	14	2-0	0	9.00	4	3	0	21.0	28	0-3	0	4.71
S.D.	5	0	0	6.1	4	0-0	0	1.50	5	1	0	10.1	14	0-0	0	4.50
S.F.	8	0	0	9.0	8	1-0	0	2.00	2	1	0	7.0	6	1-0	0	1.29
West	33	0	0	45.2	51	4-1	1	5.87	21	13	2	96.1	109	5-6	0	3.47
Chi.	5	0	0	7.1	5	1-0	0	3.86	5	0	0	10.0	8	1-0	1	0.90
Mont.	6	0	0	12.2	6	0-0	3	2.08	1	1	0	7.0	7	0-1	0	3.86
N.Y.	7	0	0	11.1	10	1-1	0	2.45	4	4	1	20.0	24	1-2	0	7.20
Phil.	3	0	0	7.2	10	0-0	0	6.75	3	3	0	15.2	28	1-1	0	6.75
Pitt.	3	0	0	4.0	7	0-0	0	11.25	3	1	0	10.2	7	0-0	0	0.82
St. L.	5	0	0	10.2	13	2-0	0	4.09	5	1	0	14.1	15	0-1	0	6.43
East	29	0	0	53.2	51	4-1	3	4.17	21	10	1	77.2	89	3-5	1	4.96
Before ASG	35	0	0	52.1	49	5-1	3	4.33	18	15	0	96.1	119	3-9	0	5.34
After ASG	27	0	0	47.0	53	3-1	1	5.74	24	8	3	77.2	79	5-2	1	2.65
In April	8	0	0	11.1	11	2-0	1	10.64	5	5	0	30.0	30	2-3	0	6.00
May	11	0	0	18.2	19	0-1	2	2.84	6	5	0	29.1	29	0-2	0	6.21
June	11	0	0	16.0	16	3-0	0	2.81	5	4	0	29.2	30	0-3	0	4.50
July	15	0	0	26.0	25	0-0	1	3.12	6	5	1	30.1	43	3-2	0	4.20
August	8	0	0	17.0	19	1-1	0	6.88	13	1	0	24.2	25	1-1	1	2.16
Sept.-Oct.	9	0	0	10.1	10	2-0	0	8.10	7	3	2	29.3	30	2-0	0	1.50
As Starter	—	—	—	—	—	—	—	—	22	22	2	131.2	164	5-11	0	4.77
In Relief	62	0	0	99.1	102	8-2	4	5.00	20	1	1	42.1	34	3-0	1	2.14

	LaCoss								Moskau							
	G	GS	CG	IP	H	W-L	SV	ERA	G	GS	CG	IP	H	W-L	SV	ERA
Season	16	15	2	96.0	104	4-8	0	4.50	26	25	2	145.0	139	6-4	1	3.97
Home	6	5	1	34.1	32	1-3	0	3.71	14	14	1	79.1	81	4-3	0	3.76
Road	10	10	1	61.2	72	3-5	0	4.94	12	11	1	65.2	58	2-1	1	4.23
Vs. Atl.	2	2	0	11.0	12	1-1	0	4.91	4	4	1	23.1	11	1-0	0	3.52
Hstn.	—	—	—	—	—	—	—	—	2	2	0	16.0	14	1-0	0	2.25
L.A.	2	2	1	16.0	14	1-0	0	1.69	2	2	0	13.0	10	0-0	0	3.46
S.D.	4	4	1	26.0	20	1-2	0	3.46	3	3	0	19.0	22	1-0	0	3.32
S.F.	—	—	—	—	—	—	—	—	3	3	1	20.0	18	1-0	0	2.70
West	8	8	2	53.0	46	3-3	0	3.23	14	14	2	91.1	75	4-0	0	3.07
Chi.	2	2	0	13.2	17	0-2	0	3.86	1	1	0	3.0	4	0-0	0	9.00
Mont.	2	1	0	9.0	9	1-0	0	4.00	1	1	0	4.0	7	0-1	0	13.50
N.Y.	1	1	0	5.0	7	0-1	0	16.20	2	2	0	9.2	12	0-0	0	6.30
Phil.	—	—	—	—	—	—	—	—	3	2	0	15.2	14	1-0	1	1.69
Pitt.	2	2	0	12.0	14	0-1	0	2.25	3	3	0	11.2	19	0-2	0	8.25
St. L.	1	1	0	3.1	7	0-1	0	21.00	2	2	0	9.2	8	1-1	0	2.70
East	8	7	0	43.0	58	1-5	0	6.07	12	11	0	53.2	64	2-4	1	5.50
Before ASG	—	—	—	—	—	—	—	—	12	11	0	62.0	59	1-2	1	4.12
After ASG	16	15	2	96.0	104	4-8	0	4.50	14	14	2	83.0	80	5-2	0	3.80
In April	—	—	—	—	—	—	—	—	—	—	—	—	—	—	—	—
May	—	—	—	—	—	—	—	—	5	4	0	22.1	22	0-1	1	5.73
June	—	—	—	—	—	—	—	—	5	5	0	26.2	27	0-1	0	4.00
July	4	3	0	22.0	24	2-1	0	5.73	6	6	0	35.2	39	2-2	0	3.25
August	6	6	1	40.1	43	1-4	0	3.38	5	5	1	24.0	23	1-2	0	4.87
Sept.-Oct.	6	6	1	33.2	34	1-3	0	5.82	5	5	1	36.1	37	3-0	0	3.00
As Starter	14	15	2	90.0	95	4-7	0	3.80	25	25	2	142.1	139	6-4	0	4.06
In Relief	2	0	0	6.0	9	0-1	0	15.00	1	0	0	2.2	0	0-0	1	0.00

	Norman								Sarmiento							
	G	GS	CG	IP	H	W-L	SV	ERA	G	GS	CG	IP	H	W-L	SV	ERA
Season	36	31	0	177.1	173	11-9	1	3.71	63	4	0	127.1	109	9-7	5	4.39
Home	20	16	0	100.2	97	7-3	1	3.83	30	4	0	68.1	47	5-3	3	3.04
Road	16	15	0	76.2	76	4-6	0	3.51	33	0	0	59.0	62	4-4	2	5.95
Vs. Atl.	3	3	0	13.0	13	1-1	0	3.46	8	0	0	14.2	18	2-0	0	6.00
Hstn.	4	4	0	24.1	26	1-1	0	4.50	7	0	0	13.0	10	0-1	0	3.46
L.A.	3	3	0	13.1	19	1-2	0	4.15	4	1	0	11.0	7	0-1	0	4.09
S.D.	4	2	0	16.1	10	1-2	1	2.81	7	1	0	11.2	12	0-2	0	6.75
S.F.	3	3	0	18.1	12	0-0	0	2.50	6	0	0	14.0	6	1-1	1	3.21
West	17	15	0	85.1	80	4-6	1	3.49	32	2	0	64.1	53	3-5	1	4.78
Chi.	4	3	0	14.2	18	1-1	0	3.60	4	1	0	11.2	9	1-0	0	3.75
Mont.	3	3	0	14.1	14	2-0	0	3.86	4	1	0	12.2	13	3-0	0	1.38
N.Y.	3	3	0	17.2	16	1-0	0	3.00	8	0	0	14.2	9	1-0	2	2.40
Phil.	3	3	0	18.0	16	1-1	0	4.50	4	0	0	5.0	7	1-1	0	9.00
Pitt.	2	2	0	13.2	13	1-1	0	3.86	8	0	0	10.0	12	0-1	1	8.10
St. L.	4	2	0	13.2	16	1-0	0	4.50	3	0	0	9.0	6	0-0	1	3.00
East	19	16	0	92.0	93	7-3	0	3.91	31	2	0	63.0	56	6-2	4	4.00
Before ASG	19	19	0	122.2	107	8-5	0	3.07	34	4	0	80.0	50	6-5	4	2.81
After ASG	17	12	0	54.2	66	3-4	1	5.07	29	0	0	47.1	59	3-2	1	7.09
In April	5	5	0	32.0	32	3-0	0	2.53	8	0	0	19.1	19	1-1	2	0.95
May	6	6	0	40.2	40	2-2	0	3.07	10	2	0	24.2	25	4-1	0	2.52
June	6	6	0	38.0	38	3-3	0	3.08	13	2	0	30.2	30	1-2	3	2.90
July	6	6	0	26.1	32	1-1	0	5.88	12	0	0	22.0	25	3-2	1	6.14
August	8	4	0	20.1	25	1-2	0	5.85	12	0	0	18.2	24	0-0	0	7.58
Sept.-Oct.	5	4	0	20.0	20	1-1	1	3.15	8	0	0	12.0	12	0-1	0	9.00
As Starter	31	31	0	168.1	167	10-9	0	3.75	4	4	0	23.0	17	2-2	0	3.13
In Relief	5	0	0	9.0	6	1-0	1	3.00	59	0	0	104.1	92	7-5	5	4.67

(More data page 92)

	Seaver								Tomlin							
	G	GS	CG	IP	H	W-L	SV	ERA	G	GS	CG	IP	H	W-L	SV	ERA
Season	36	36	8	259.2	218	16-14	0	2.87	57	0	0	62.1	88	9-1	4	5.81
Home	18	18	2	118.2	109	6-8	0	3.33	29	0	0	35.2	44	7-1	2	5.00
Road	18	18	6	141.0	109	10-6	0	2.49	28	0	0	26.2	44	2-0	2	6.67
Vs. Atl.	4	4	1	32.0	25	2-1	0	2.81	5	0	0	2.2	11	0-0	0	9.00
Hstn.	4	4	1	25.2	25	1-1	0	4.50	11	0	0	10.2	8	1-0	2	3.27
L.A.	4	4	1	28.1	25	2-2	0	3.86	2	0	0	2.0	1	1-0	0	9.00
S.D.	3	3	0	21.2	19	2-1	0	1.23	7	0	0	7.1	16	2-0	0	7.71
S.F.	6	6	1	42.0	28	2-3	0	2.57	7	0	0	7.1	7	1-1	2	1.29
West	21	21	4	149.2	122	9-8	0	3.00	32	0	0	30.0	43	5-1	4	4.80
Chi.	2	2	0	14.0	13	0-2	0	3.21	5	0	0	6.1	11	0-0	0	9.00
Mont.	4	4	1	29.1	30	2-1	0	2.48	3	0	0	2.1	8	0-0	0	22.50
N.Y.	1	1	0	7.0	4	0-1	0	1.29	5	0	0	5.2	5	1-0	0	4.50
Phil.	3	3	0	17.2	23	1-2	0	5.50	3	0	0	5.0	6	1-0	0	3.60
Pitt.	1	1	1	9.0	11	1-0	0	4.00	5	0	0	6.0	7	1-0	0	6.00
St. L.	4	4	2	33.0	15	3-0	0	1.09	4	0	0	7.0	8	1-0	0	5.14
East	15	15	4	110.0	96	7-6	0	2.70	25	0	0	32.1	45	4-0	0	6.75
Before ASG	19	19	5	129.2	122	9-7	0	3.32	37	0	0	39.1	49	4-1	4	4.15
After ASG	17	17	3	130.0	96	7-7	0	2.42	20	0	0	23.0	39	5-0	0	8.61
In April	5	5	0	27.0	27	0-2	0	5.00	9	0	0	8.0	8	1-1	1	1.12
May	7	7	1	46.2	46	5-2	0	3.26	12	0	0	10.2	10	2-0	0	5.73
June	5	5	3	42.0	42	4-1	0	2.14	11	0	0	14.2	15	1-0	2	6.00
July	6	6	1	44.0	38	1-4	0	2.66	11	0	0	15.0	13	2-0	1	1.80
August	7	7	1	52.0	38	2-4	0	2.77	9	0	0	8.0	23	1-0	0	16.88
Sept.-Oct.	6	6	2	48.0	48	4-1	0	2.25	5	0	0	6.0	6	2-0	0	6.00
As Starter	36	36	8	259.2	218	16-14	0	2.87	—	—	—	—	—	—	—	—
In Relief	—	—	—	—	—	—	—	—	57	0	0	62.1	88	9-1	4	5.81

## 20-Game Winners

(Since 1900)

Twenty-two different Cincinnati Reds pitchers have won 20 or more games since 1900. Paul Derringer is the leader, accomplishing the feat four times. Noodles Hahn, Pete Donohue, Eppa Rixey and Bucky Walters all won 20 games three times. The last lefthander to win 20 was Jim Merritt in 1970.

1901—Frank Noodles Hahn .....	22-19	1935—Paul Derringer .....	22-13
1902—Frank Noodles Hahn .....	22-12	1938—Paul Derringer .....	21-14
1903—Frank Noodles Hahn .....	22-12	1939—Bucky Walters .....	27-11
1904—Charles Harper .....	23-9	Paul Derringer .....	25-7
1905—Robert Ewing .....	20-11	1940—Bucky Walters .....	22-10
1906—Jacob Weimar .....	20-14	Paul Derringer .....	20-12
1910—George Suggs .....	20-12	1943—Elmer Riddle .....	21-11
1917—Fred Toney .....	24-16	1944—Bucky Walters .....	23-8
Pete Schewer .....	20-19	1947—Ewell Blackwell .....	22-8
1919—Harry Sallee .....	21-7	1961—Joey Jay .....	21-10
1922—Eppa Rixey .....	25-13	1962—Bob Purkey .....	23-5
1923—Dolph Luque .....	27-8	Joey Jay .....	21-14
Peter Donohue .....	21-15	1963—Jim Maloney .....	23-7
Eppa Rixey .....	20-15	1965—Sammy Ellis .....	22-10
1924—Carl Mays .....	20-9	Jim Maloney .....	20-9
1925—Eppa Rixey .....	21-11	1970—Jim Merritt .....	20-12
Peter Donohue .....	21-14	1977—Tom Seaver .....	21-6
1926—Peter Donohue .....	20-14		

# Opposing Pitchers vs Reds

Pitcher	1978	Lifetime	Pitcher	1978	Lifetime
Alcala	0-0	0-1	Littell	0-1	0-1
Andujar	0-3	5-4	Lockwood	1-2	1-2
Apodaca	0-0	3-0	Lonborg	0-1	6-3
Bahnsen	0-1	0-2	Mahler	1-1	2-2
Bannister	1-0	2-1	Martinez	1-2	1-2
Barr	0-1	9-8	May	0-1	0-1
Blue	1-2	1-2	McGraw	0-1	6-10
Blyleven	2-0	2-0	McGlothen	0-0	2-4
Boggs	0-1	0-1	McLaughlin	0-0	0-1
Bouton	0-2	0-2	McWilliams	2-0	2-0
Bruno	0-1	0-1	Metzger	0-0	3-0
Brusstar	1-0	1-1	Minton	0-0	0-1
Burriss	0-1	2-5	Moffitt	0-1	1-5
Campbell	0-1	0-2	Montefusco	0-0	4-5
Candelaria	2-0	6-1	Murray	0-1	1-2
Carlton	2-2	8-11	J. Niekro	1-3	7-15
Christenson	1-2	2-4	P. Niekro	1-2	23-24
Collins	0-0	0-2	Owchinko	1-3	1-6
Cornutt	0-0	1-0	Pentz	0-0	2-1
Curtis	0-1	1-4	Perry	2-0	-
D'Acquisto	0-1	2-6	Rasmussen	1-1	4-2
Denny	1-2	3-3	Rau	1-1	8-11
Devine	0-1	1-3	Rautzhan	0-1	0-1
Dixon	2-0	2-0	Reed	0-0	14-13
Dues	1-0	1-0	Reuschel	4-0	10-7
Easterly	1-1	1-4	Reuss	0-0	11-10
Eastwick	0-0	0-1	Rhoden	2-1	6-5
Falcone	1-0	3-5	Richard	2-1	8-8
Fingers	0-2	2-3	Robinson	0-1	0-1
B. Forsch	0-1	2-7	Rogers	1-1	4-6
K. Forsch	0-0	6-9	Rooker	1-1	3-7
Forster	0-0	1-1	Ruthven	0-1	1-11
Fryman	0-0	2-12	Sambito	0-2	1-2
Espinosa	1-0	2-1	Schatzeder	0-1	0-1
Garber	0-0	1-1	Schultz	0-1	2-1
Grimsley	0-2	0-2	Shirley	3-1	7-3
Halicki	1-2	2-9	Skok	0-1	0-1
Hanna	1-1	1-2	Sosa	0-0	2-4
Hernandez	1-0	2-1	Strom	0-1	2-7
Holdsworth	0-0	1-0	Sutter	0-1	0-2
Hooton	1-1	4-6	Sutton	1-2	17-20
Hough	0-1	4-4	Swan	1-0	2-2
Jackson	2-1	4-1	Tekulve	0-0	1-0
R. Jones	2-1	9-8	Todd	0-0	1-0
Kaat	0-0	3-3	Toms	0-0	0-1
Kison	0-0	2-7	Twitchell	1-2	3-10
Knepper	1-3	3-5	Urrea	0-0	0-1
Knowles	1-0	2-3	Vuckovich	1-0	1-0
Kobel	0-1	0-1	Warthen	0-0	0-1
LaCorte	0-0	0-5	Welch	1-1	1-1
Lavelle	3-2	7-5	Whitson	0-1	0-1
Leon	0-0	1-0	Williams	0-0	2-2
Lerch	1-1	1-2	Zachry	1-1	1-1

### Lifetime N.L. Won-Lost Records

Pitcher	Atl.	Chi.	Hou.	L.A.	Mont.	N.Y.	Phil.	Pitt.	St.L.	S.D.	S.F.
Bair (7-6)	0-1	0-1	2-0	1-1	0-0	2-0	0-0	1-1	0-0	1-1	0-1
Bonham (64-75)	5-3	1-1	4-8	4-6	9-9	2-6	10-10	6-5	6-13	4-6	7-3
Borbon (60-31)	12-2	8-0	10-3	8-6	1-2	4-3	5-3	2-2	3-1	0-4	7-5
Capilla (8-9)	0-0	0-1	1-3	1-0	0-1	3-0	0-0	0-2	1-0	0-1	2-1
Dumoulin (1-0)	1-0	0-0	0-0	0-0	0-0	0-0	0-0	0-0	0-0	0-0	0-0
Hume (11-14)	4-1	1-0	2-3	1-3	0-1	1-2	1-2	0-0	0-1	0-0	1-1
LaCoss (4-8)	1-1	0-2	0-0	1-0	1-0	0-1	0-0	0-1	0-1	1-2	0-0
Moskau (12-10)	2-0	0-0	2-1	0-2	0-2	1-0	2-1	0-2	2-2	2-0	1-0
Norman (89-85)	6-9	5-10	12-7	9-16	9-4	7-4	7-6	8-13	3-4	8-6	10-4
Sarmiento (14-8)	3-1	3-0	1-1	0-1	3-0	1-0	1-1	0-1	0-0	1-2	1-1
Seaver (219-127)	26-8	17-16	17-16	20-12	16-9	1-1	24-11	22-11	22-11	23-6	20-8
Soto (3-6)	1-0	1-1	0-1	0-0	0-0	0-0	0-1	1-0	0-0	0-1	0-2
Tomlin (20-10)	1-1	1-1	5-0	1-0	0-1	2-0	1-1	1-1	2-1	2-0	4-3

Bonham has 6-5 lifetime record vs. Cincinnati  
 Norman has 5-2 lifetime record vs. Cincinnati  
 Seaver has 11-18 lifetime record vs. Cincinnati  
 Tomlin has 0-1 lifetime record vs. Cincinnati

### Lifetime N.L. Records By Parks

Pitcher	Atl.	Chi.	Cin.	Hou.	L.A.	Mont.	N.Y.	Phil.	Pitt.	St.L.	S.D.	S.F.
Bair	0-1	0-0	5-3	0-0	0-0	0-0	0-0	0-0	1-1	0-0	1-0	0-1
Bonham	1-3	28-24	7-5	2-5	2-4	2-0	1-4	5-7	3-5	4-9	2-3	3-3
Borbon	5-1	5-0	26-15	6-2	4-2	0-0	4-1	2-1	2-0	2-1	0-3	4-3
Capilla	0-0	0-1	3-2	1-2	1-0	0-1	1-0	0-0	0-1	1-0	0-1	1-1
Dumoulin	0-0	0-0	1-0	0-0	0-0	0-0	0-0	0-0	0-0	0-0	0-0	0-0
Hume	2-0	1-0	7-5	1-1	0-2	0-0	0-2	0-2	0-0	0-1	0-0	0-1
LaCoss	1-1	0-1	1-2	0-0	1-0	1-0	0-1	0-0	0-0	0-1	0-2	0-0
Moskau	1-0	0-0	8-6	0-0	0-1	0-0	1-0	0-1	0-1	1-1	0-0	1-0
Norman	3-4	3-9	47-20	7-3	5-9	3-0	3-3	2-3	1-6	0-1	8-21	5-3
Sarmiento	2-0	1-0	8-4	0-0	0-0	1-0	1-0	1-1	0-1	0-0	0-1	0-0
Seaver	14-6	11-6	14-17	8-11	10-4	4-0	95-49	7-3	6-5	12-6	13-2	11-4
Soto	1-0	1-0	1-4	0-0	0-0	0-0	0-0	0-1	0-0	0-0	0-0	0-1
Tomlin	0-0	1-1	8-2	1-0	0-0	0-1	0-0	1-1	0-0	0-1	7-2	2-2

Additional W-L records at CROSLY FIELD, CINCINNATI: Borbon 0-1, Seaver 2-5; COLT STADIUM, HOUSTON: Norman 0-1; CONNIE MACK STADIUM, PHILADELPHIA: Norman 1-1, Seaver 4-1; FORBES FIELD, PITTSBURGH: Seaver 3-2; JARRY PARK, MONTREAL: Bonham 4-4, Borbon 0-1, Norman 1-1, Seaver 5-6.

### Reds National League No-Hit Pitchers

	10 or More Innings	Score	Location
Fred Toney vs. Chicago, May 2, 1917 (10 innings) .....	1-0		Chicago
Jim Maloney vs. New York, June 14, 1965 (10 innings) (Allowed two hits in 11th, lost) .....	0-1		Cincinnati
Jim Maloney vs. Chicago, August 19, 1965 (10 innings) .....	1-0		Chicago
<b>Nine Innings</b>			
Charles Jones vs. Pittsburgh, October 15, 1892 (1st game) ..	7-1		Cincinnati
Ted Breitenstein vs. Pittsburgh, April 22, 1898 .....	11-0		Cincinnati
Frank Hahn vs. Philadelphia, July 12, 1900 .....	4-0		Cincinnati
Hod Eller vs. St. Louis, May 11, 1919 .....	6-0		Cincinnati
John Vander Meer vs. Boston, June 11, 1938 .....	3-0		Cincinnati
John Vander Meer vs. Brooklyn, June 15, 1938 .....	6-0		Brooklyn
Clyde Shoun vs. Boston, May 15, 1944 .....	1-0		Cincinnati
Ewell Blackwell vs. Boston, June 18, 1947 .....	6-0		Cincinnati
George Culver vs. Philadelphia, July 29, 1968 .....	6-1		Philadelphia
Jim Maloney vs. Houston, April 30, 1969 .....	10-0		Cincinnati
Tom Seaver vs. St. Louis, June 16, 1978 .....	4-0		Cincinnati



**ALL-TIME RECORDS**

# Reds All-Time Top Five Since 1900

## Batting

### Games

Rose	2,505
Perez	1,728
Bench	1,633
Pinson	1,565
Robinson	1,502

### Doubles

Rose	572
Pinson	342
F. Robinson	318
Perez	313
Bench	311

### Total Bases

Rose	4,408
F. Robinson	3,063
Perez	3,042
Pinson	2,973
Bench	2,878

### At Bats

Rose	10,196
Pinson	6,335
Perez	6,326
Bench	5,947
F. Robinson	5,527

### Triples

Roush	153
Rose	111
Pinson	96
W. C. Walker	94
M. F. Mitchell	88

### Runs Batted In

Perez	1,115
Bench	1,111
F. Robinson	1,009
Rose	954
Kluszewski	886

### Runs

Rose	1,657
F. Robinson	1,043
Pinson	978
Perez	888
Bench	876

### Home Runs

F. Robinson	324
Bench	310
Perez	277
Kluszewski	251
Pinson	186

### Stolen Bases

Morgan	379
Bescher	319
Pinson	221
Concepcion	201
Roush	189

### Hits

Rose	3,164
Pinson	1,881
Perez	1,790
Roush	1,784
F. Robinson	1,673

### Extra Base Hits

Rose	833
F. Robinson	692
Perez	644
Bench	643
Pinson	624

### Percentage\*\*

Seymour	333
Roush	331
Beckley	324
Hargrave	314
Lombardi	311
Bressler	311

## Pitching

### Games

Borbon	501
C. Carroll	486
Nuxhall	484
Rixey	440
Luque	395

### Innings Pitched

Rixey	2,890
Luque	2,669
Derringer	2,615
Walters	2,356
Nuxhall	2,169

### Wins

Rixey	179
Derringer	161
Walters	160
Luque	153
Maloney	134

### Games Started

Rixey	356
Derringer	322
Luque	319
Walters	296
Vander Meer	278

### Strikeouts

Maloney	1,592
Nuxhall	1,289
Vander Meer	1,251
Derringer	1,062
Nolan	1,035

### Shutouts

Walters	32
Maloney	30
Vander Meer	30
Raffensberger	25
Derringer, Luque, Hahn	24

### Complete Games

Hahn	207
Walters	195
Derringer	189
Ewing	184
Luque	183

### Bases on Balls

Vander Meer	1,072
Walters	806
Maloney	786
Luque	756
Nuxhall	706

### ERA\*

Ewing	2.37
Hahn	2.52
Schneider	2.61
Walters	2.93
Nolan	3.01

\*Based on 1000 or more Innings Pitched \*\*500 or more games

# Reds League Leaders

## Batting (9)

J. B. "Cy" Seymour - 1905 (.377)  
Hal Chase - 1916 (.339)  
Edd Roush - 1917 (.341)  
Edd Roush - 1919 (.321)  
Eugene Hargrave - 1926 (.353)  
Ernie Lombardi - 1938 (.342)  
Pete Rose - 1968 (.335)  
Pete Rose - 1969 (.348)  
Pete Rose - 1973 (.338)

## Runs Batted In (10)

Hal Chase - 1916 (84)  
Frank McCormick - 1939 (128)  
Ted Kluszewski - 1954 (141)  
Deron Johnson - 1965 (130)  
Johnny Bench - 1970 (148)  
Johnny Bench - 1972 (125)  
Johnny Bench - 1974 (129)  
George Foster - 1976 (121)  
George Foster - 1977 (149)  
George Foster - 1978 (120)

## Home Runs (7)

Sam Crawford - 1901 (16)  
Fred Odwell - 1905 (9)  
Ted Kluszewski - 1954 (49)  
Johnny Bench - 1970 (45)  
Johnny Bench - 1972 (40)  
George Foster - 1977 (52)  
George Foster - 1978 (40)

## Runs Scored (13)

Bob Bescher - 1912 (120)  
Heine Groh - 1918 (88)  
William Werber - 1939 (115)  
Frank Robinson - 1956 (122)  
Vada Pinson - 1959 (131)  
Frank Robinson - 1962 (134)  
Tommy Harper - 1965 (126)  
Pete Rose - 1969 (120)\*  
Joe Morgan - 1972 (122)  
Pete Rose - 1974 (110)  
Pete Rose - 1975 (112)  
Pete Rose - 1976 (130)  
George Foster - 1977 (124)

## Base Hits (15)

J. B. "Cy" Seymour - 1905 (219)  
Hal Chase - 1916 (184)  
Heine Groh - 1917 (182)  
Frank McCormick - 1938 (209)  
Frank McCormick - 1939 (209)

Frank McCormick - 1940 (191)\*  
Ted Kluszewski - 1955 (192)  
Vada Pinson - 1961 (208)  
Vada Pinson - 1963 (204)  
Pete Rose - 1965 (209)  
Pete Rose - 1968 (210)\*  
Pete Rose - 1970 (205)\*  
Pete Rose - 1972 (198)  
Pete Rose - 1973 (230)  
Pete Rose - 1976 (215)

## Doubles (16)

J. C. Beckley - 1901 (39)\*  
Harry Steinfeldt - 1903 (32)\*  
J. B. "Cy" Seymour - 1905 (40)  
Heine Groh - 1917 (39)  
Heine Groh - 1918 (28)  
Edd Roush - 1923 (41)  
Mike McCormick - 1940 (44)  
Eddie Miller - 1947 (38)  
Don Hoak - 1957 (39)  
Vada Pinson - 1959 (47)  
Vada Pinson - 1960 (37)  
Frank Robinson - 1962 (51)  
Pete Rose - 1974 (45)  
Pete Rose - 1975 (47)  
Pete Rose - 1976 (42)  
Pete Rose - 1978 (51)

## Triples (12)

Sam Crawford - 1902 (23)  
J. B. "Cy" Seymour - 1905 (21)  
John Ganzel - 1907 (16)\*  
Michael Mitchell - 1909 (17)  
Michael Mitchell - 1910 (18)  
Jake Daubert - 1922 (22)  
Edd Roush - 1924 (21)  
Floyd "Babe" Herman - 1932 (19)  
Ival Goodman - 1935 (18)  
Ival Goodman - 1936 (14)  
Vada Pinson - 1963 (14)  
Vada Pinson - 1967 (13)

## Stolen Bases (7)

James Barrett - 1900 (46)  
Bob Bescher - 1909 (54)  
Bob Bescher - 1910 (70)  
Bob Bescher - 1911 (80)  
Bob Bescher - 1912 (67)  
Lonny Frey - 1940 (22)  
Bobby Tolan - 1970 (57)

## Earned Run Avg. (6)

Adolfo Luque - 1923 (1.93)  
Adolfo Luque - 1925 (2.63)  
Bucky Walters - 1939 (2.29)  
Bucky Walters - 1940 (2.48)  
Elmer Riddle - 1941 (2.24)  
Ed Heusser - 1944 (2.38)

## Strikeouts (6)

Frank (Noodles) Hahn - 1901 (233)  
Bucky Walters - 1939 (137)\*  
Johnny Vander Meer - 1941 (202)  
Johnny Vander Meer - 1942 (186)  
Johnny Vander Meer - 1943 (174)  
Ewell Blackwell - 1947 (193)

## Percentage Ldrs.\*\* (9)

Walter Reuther - 1919 (19-6-.760)  
Peter Donohue - 1922 (18-9-.667)  
Adolfo Luque - 1923 (27-8-.771)  
Paul Derringer - 1939 (25-7-.781)  
Elmer Riddle - 1941 (19-4-.826)  
Bob Purkey - 1962 (23-5-.821)  
Don Gullett - 1971 (16-6-.727)  
Gary Nolan - 1972 (15-5-.750)  
Don Gullett - 1975 (15-4-.789)

## MVP (10)

Ernie Lombardi - 1938  
Bucky Walters - 1939  
Frank McCormick - 1940  
Frank Robinson - 1961  
Johnny Bench - 1970  
Johnny Bench - 1972  
Pete Rose - 1973  
Joe Morgan - 1975  
Joe Morgan - 1976  
George Foster - 1977

## Rookie of Year (5)

Frank Robinson - 1956  
Pete Rose - 1963  
Tommy Helms - 1966  
Johnny Bench - 1968  
Pat Zachry - 1976\*

## All-Star MVP (2)

Joe Morgan - 1972  
George Foster - 1976

## World Series MVP (2)

Pete Rose - 1975  
Johnny Bench - 1976

\*Tied for League Lead  
\*\*Among Pitchers with 15 or more Victories

# Individual Records Since 1900

## Batting

Highest Batting Average .....	377	J. Bentley (Cy) Seymour, 1905
Highest Slugging Average .....	642	Ted Kluszewski, 1954
Most Games .....	163	Leo Cardenas, 1964, Pete Rose, 1974
Most At Bats .....	680	Pete Rose, 1973
Most Runs .....	134	Frank Robinson, 1962
Most Consecutive Games Scoring Run .....	17	Ted Kluszewski, 1954 (24 Runs)
Most Consecutive Games Driving In Run .....	10	Joe Morgan, 1975 (17 RBIs)
Most Hits .....	230	Pete Rose, 1973
Most One Base Hits .....	181	Pete Rose, 1973
Most Two Base Hits .....	51	Frank Robinson, 1962
	51	Pete Rose, 1978
Most Three Base Hits .....	23	Sam Crawford, 1902
Most Home Runs (Left Handed Batter) .....	49	Ted Kluszewski, 1954
Most Home Runs (Right Handed Batter) .....	52	George Foster, 1977
Most Home Runs At Home .....	34	Ted Kluszewski, 1954
Most Home Runs On Road .....	31	George Foster, 1977
Most Home Runs, One Month .....	14	Frank Robinson, August, 1962
Most Extra Base Hits .....	92	Frank Robinson, 1962
Most Total Bases .....	388	George Foster, 1977
Most Runs Batted In .....	149	George Foster, 1977
Most Bases On Balls .....	132	Joe Morgan, 1975
Most Strikeouts .....	142	Lee May, 1969
Fewest Strikeouts .....	13	Frank McCormick, 1941
Most Hit By Pitch .....	20	Frank Robinson, 1956
Most Sacrifices (including sacrifice flies) .....	39	Jake Daubert, 1919
Most Sacrifice Bunts .....	31	Roy McMillan, 1954
Most Stolen Bases .....	80	Bob Bescher, 1911
Longest Batting Streak (Games) .....	44	Pete Rose, 1978
Most Grounded Into Double Plays .....	30	Ernie Lombardi, 1938
Fewest Grounded Into Double Plays .....	2	Bobby Adams, 1950
	2	Joe Morgan, 1976

## Pitching

Most Victories .....	27	Adolfo Luque, 1923
	27	Bucky Walters, 1939
Most Consecutive Wins .....	16	Ewell Blackwell, 1947
Highest Percentage .....	.826	Elmer Riddle, 1941 (19-4)
Highest Percentage, 20-Game Winner .....	.821	Bob Purkey, 1962 (23-5)
Lowest Earned Run Average .....	1.81	Walter Ruether, 1919 (243 IP)
Most Games Lost .....	25	Paul Derringer, 1933
Most Consecutive Games Lost .....	12	Henry Thielman, 1902
	12	Peter J. Schneider, 1914
	12	Si Johnson, 1933
Most Games .....	90	Wayne Granger, 1969
Most Games Started .....	42	Frank (Noodles) Hahn, 1901
Most Complete Games .....	41	Frank (Noodles) Hahn, 1901
Most Games Finished .....	61	Ted Abernathy, 1967
Most Saves .....	37	Clay Carroll, 1972
Most Innings Pitched .....	375	Frank (Noodles) Hahn, 1901
Most Strikeouts .....	265	Jim Maloney, 1963
Most Bases On Balls .....	162	Johnny Vander Meer, 1943
Most Hit Batsmen .....	23	Jake Weimer, 1907
Most Home Runs .....	35	Sammy Ellis, 1966
Most Shutouts .....	7	Jake Weimer, 1906
	7	Fred Toney, 1917
	7	Hod Eller, 1919
	7	Jack Billingham, 1973
Most Strikeouts, Game, Nine Innings .....	16	Frank (Noodles) Hahn, 5-22-01
	16	Jim Maloney, 5-21-63
Most Strikeouts, Extra Inning Game .....	18	Jim Maloney (11 innings, 6-14-65)
Most Wild Pitches .....	19	Jim Maloney, 1963 & 1965
Most Runs .....	158	Frank (Noodles) Hahn, 1901
Most Earned Runs .....	145	Herm Wehmeier, 1950
Most Hits .....	368	Frank (Noodles) Hahn, 1901

# Team Records Since 1900

Most At Bats .....	5,767 (1968)
Most Runs Scored .....	857 (1976)
Fewest Runs Scored .....	488 (1908)
Most Hits .....	1,599 (1976)
Fewest Hits .....	1,108 (1908)
Most Singles .....	1,191 (1922)
Most Doubles .....	281 (1968)
Most Triples .....	120 (1926)
Most Home Runs .....	221 (1956)
Most Grand Slams .....	7 (1974)
Most Home Runs By Pinch Hitters .....	12 (1957)
Most Total Bases .....	2,483 (1965)
Most Sacrifices (including sacrifice flies) .....	239 (1926)
Most Sacrifices (no sacrifice flies) .....	195 (1907)
Most Bases on Balls .....	693 (1974)
Most Strikeouts .....	1,042 (1969)
Most Hit Batsmen .....	51 (1956)
Most Runs Batted In .....	802 (1976)
Highest Batting Average .....	.296 (1922)
Lowest Batting Average .....	.227 (1908)
Most Grounded Into Double Plays .....	142 (1968)
Fewest Grounded Into Double Plays .....	93 (1935)
Most Men Left On Base .....	1,328 (1976)
Fewest Men Left On Base .....	997 (1921)
Most .300 Hitters .....	8 (1926)
Most Stolen Bases .....	310 (1910)
Most Double Plays .....	194 (1928, '31, '54)
Most Putouts .....	4,401 (1964)
Most Assists .....	2,151 (1905)
Most Errors .....	314 (1914)
Fewest Errors .....	95 (1977)
Most Consecutive Errorless Games .....	15 (1975)
Most Errorless Games .....	94 (1977)
Highest Fielding Average .....	.984 (1971, '75, '77)
Lowest Fielding Average .....	.952 (1914)
Most Games Won .....	108 (1975)
Most Games Lost .....	99 (1934)
Most Shutouts Won .....	23 (1919)
Most Shutouts Lost .....	24 (1908)
Most Consecutive Games Won .....	12 (1939, '57)
Most Consecutive Games Lost .....	19 (1914)
Most One-Run Games Won .....	41 (1940)

## Cincinnati Reds Presidents

Aaron A. Stern, 1890	Sidney Weil, 1930-1933	William O. DeWitt, 1961-1966
John T. Brush, 1891-1902	Powel Crosley, 1934-1946	Francis L. Dale, 1967-1973
August (Gary) Herrmann, 1902-1927	Warren C. Giles, 1946-1951	Robert L. Howsam, 1973-1978
C. J. McDiarmid, 1928-1929	Powel Crosley, 1951-1961	Richard Wagner, 1978 to date

# Year-by-Year with Reds in N.L. (1876-1978)

Year	Position	Won	Lost	Pct.	Manager	Pennant Winner
1876	Eighth	9	56	.138	Charles H. Gould	Chicago
1877	Sixth	15	42	.253	Lipman E. Pike, Robert E. Addy	Boston
1878	Second	37	23	.617	Calvin A. McVey	Boston
1879	Fifth	38	36	.514	Calvin A. McVey, James L. White	Providence
1880	Eighth	21	58	.263	John Edgar Clapp	Chicago
1890	Fourth	78	55	.586	Thomas J. Loftus	Brooklyn
1891	Seventh	56	81	.409	Thomas J. Loftus	Boston
1892*	Fifth	82	68	.547	Charles A. Comiskey	Boston
1893*	Sixth‡	65	63	.508	Charles A. Comiskey	Boston
1894*	Tenth	54	75	.419	Charles A. Comiskey	Baltimore
1895*	Eighth	66	64	.508	William Ewing	Baltimore
1896*	Third	77	50	.606	William Ewing	Baltimore
1897*	Fourth	76	56	.576	William Ewing	Boston
1898*	Third	92	60	.605	William Ewing	Boston
1899*	Sixth	83	67	.553	William Ewing	Brooklyn
1900	Seventh	62	77	.446	Robert Allen	Brooklyn
1901	Eighth	52	87	.374	John McPhee	Pittsburgh
1902	Fourth	70	70	.500	John McPhee, Frank Bancroft	Pittsburgh
1903	Fourth	74	65	.532	Joseph Kelley	Pittsburgh
1904	Third	88	65	.575	Joseph Kelley	New York
1905	Fifth	79	74	.516	Joseph Kelley	New York**
1906	Sixth	64	87	.424	Edward (Ned) Hanlon	Chicago
1907	Sixth	66	87	.431	Edward (Ned) Hanlon	Chicago**
1908	Fifth	73	81	.474	John Ganzel	Chicago**
1909	Fourth	77	76	.503	Clark Griffith	Pittsburgh**
1910	Fifth	75	79	.487	Clark Griffith	Chicago
1911	Sixth	70	83	.458	Clark Griffith	New York
1912	Fourth	75	78	.490	Henry O'Day	New York
1913	Seventh	64	89	.418	Joseph Tinker	New York
1914	Eighth	60	94	.390	Charles (Buck) Herzog	Boston**
1915	Seventh	71	83	.461	Charles (Buck) Herzog	Philadelphia
1916	Seventh	60	93	.392	Charles (Buck) Herzog	Philadelphia
1917	Fourth	78	76	.506	Christy Mathewson	Brooklyn
1918	Third	68	60	.531	Christy Mathewson	New York
1919	FIRST	96	44	.686	Heine Groh	Chicago
1920	Third	82	71	.536	PATRICK MORAN	CINCINNATI**
1921	Sixth	70	83	.458	Patrick Moran	Brooklyn
1922	Second	86	68	.558	Patrick Moran	New York**
1923	Second	91	63	.591	Patrick Moran	New York**
1924	Fourth	83	70	.542	John (Jack) Hendricks	New York
1925	Third	80	73	.523	John (Jack) Hendricks	Pittsburgh**
1926	Second	87	67	.565	John (Jack) Hendricks	St. Louis**
1927	Fifth	75	78	.490	John (Jack) Hendricks	Pittsburgh
1928	Fifth	78	74	.513	John (Jack) Hendricks	St. Louis
1929	Seventh	66	88	.429	John (Jack) Hendricks	Chicago
1930	Seventh	59	95	.383	Dan Howley	St. Louis
1931	Eighth	58	96	.377	Dan Howley	St. Louis**
1932	Eighth	60	94	.390	Dan Howley	Chicago
1933	Eighth	58	94	.382	Owen (Donie) Bush	New York**
1934	Eighth	52	99	.344	Robert O'Farrell, Burt Shotten	St. Louis**
1935	Sixth	68	85	.444	Charles Dressen	Chicago
1936	Fifth	74	80	.481	Charles Dressen	New York
1937	Eighth	56	98	.364	Charles Dressen	New York
1938	Fourth	82	68	.547	Roderick (Bobby) Wallace	Chicago
					William McKechnie	Chicago

Year	Position	Won	Lost	Pct.	Manager	Pennant Winner
1939	FIRST	97	57	.630	WILLIAM McKECHNIE	CINCINNATI
1940	FIRST	100	53	.654	WILLIAM McKECHNIE	CINCINNATI**
1941	Third	88	66	.571	William McKechnie	Brooklyn
1942	Fourth	76	76	.500	William McKechnie	St. Louis**
1943	Second	87	67	.565	William McKechnie	St. Louis
1944	Third	89	65	.578	William McKechnie	St. Louis**
1945	Seventh	61	93	.396	William McKechnie	Chicago
1946	Sixth	67	87	.435	William McKechnie	St. Louis**
1947	Fifth	73	81	.474	John Neun	Brooklyn
1948	Seventh	64	89	.418	John Neun	Boston
					William (Bucky) Walters	
1949	Seventh	62	92	.403	William (Bucky) Walters	Brooklyn
1950	Sixth	66	87	.431	J. Luther Sewell	Philadelphia
1951	Sixth	68	86	.442	J. Luther Sewell	New York
1952	Sixth	69	85	.448	J. Luther Sewell, Earle Brucker	Brooklyn
					Rogers Hornsby	Brooklyn
1953	Sixth	68	86	.442	Rogers Hornsby	New York*
1954	Fifth	74	80	.481	George (Birdie) Tebbetts	Brooklyn**
1955	Fifth	75	79	.487	George (Birdie) Tebbetts	Brooklyn
1956	Third	91	63	.591	George (Birdie) Tebbetts	Milwaukee**
1957	Fourth	80	74	.519	George (Birdie) Tebbetts	
1958	Fourth	76	78	.494	George (Birdie) Tebbetts	Milwaukee
					Jimmy Dykes	
1959	Fifth	74	80	.481	Mayo Smith	Los Angeles**
					Fred Hutchinson	
1960	Sixth	67	87	.435	Fred Hutchinson	Pittsburgh**
1961	FIRST	93	61	.604	FRED HUTCHINSON	CINCINNATI
1962	Third	98	64	.605	Fred Hutchinson	San Francisco
1963	Fifth	86	76	.531	Fred Hutchinson	Los Angeles**
1964	Second‡	92	70	.568	Fred Hutchinson	St. Louis**
1965	Fourth	89	73	.549	Dick Sisler	Los Angeles**
1966	Seventh	76	84	.475	Don Heffner, Dave Bristol	Los Angeles
1967	Fourth	87	75	.537	Dave Bristol	St. Louis**
1968	Fourth	83	79	.512	Dave Bristol	St. Louis
1969	Third†	89	73	.549	Dave Bristol	New York**
1970	FIRST†	102	60	.628	SPARKY ANDERSON	CINCINNATI
1971	Fourth‡†	79	83	.488	Sparky Anderson	Pittsburgh**
1972	FIRST†	95	59	.617	SPARKY ANDERSON	CINCINNATI
1973	FIRST†	99	63	.611	SPARKY ANDERSON	New York
1974	Second	98	64	.653	Sparky Anderson	Los Angeles
1975	FIRST†	108	54	.667	SPARKY ANDERSON	CINCINNATI**
1976	FIRST†	102	60	.630	SPARKY ANDERSON	CINCINNATI**
1977	Second	88	74	.543	Sparky Anderson	Los Angeles
1978	Second	92	69	.571	Sparky Anderson	Los Angeles

All-Time Tots. 6964 6899 .502

Finishes from 1876: First—9, Second—9, Third—11, Fourth—16, Fifth—13, Sixth—14, Seventh—11, Eighth—10, Tenth—1.

\*12 Teams in National League

\*\*World Champions

‡Tied

†N. L. Split into two six team divisions. Reds member Western Division.

(NOTE: Cincinnati not member of National League 1881-1889)

## Reds Winning Margins

Year	Won	Lost	Pct.	Margin	2nd
1919	96	44	.686	9	Giants
1939	97	57	.630	4½	Cardinals
1940	100	53	.654	12	Dodgers
1961	93	61	.604	4	Dodgers
1970	102	60	.628	14½	Dodgers
1972	95	59	.617	10½	Astros
1973	99	63	.611	3½	Dodgers
1975	108	54	.667	20	Dodgers
1976	102	60	.630	10	Dodgers

# Reds Triple Crown Leaders

Year	Pct. Leader	H.R. Leader	RBI Leader
1900	Beckley .341	Crawford 7	Beckley 94
1901	Crawford .330	Crawford *16	Crawford 104
1902	Crawford .333	Beckley 5	Crawford 78
1903	Donlin .351	Seymour, Donlin 7	Steinfeldt 83
1904	Seymour .313	Dolan 6	Corcoran 74
1905	Seymour * .377	Odwell *9	Seymour *121
1906	Huggins .292	Seymour, Schlei 4	Schlei 54
1907	Mitchell .292	Mitchell, Kane 3	Ganzel 64
1908	Lobert .293	Lobert 4	Lobert 63
1909	Mitchell .310	Hoblitzell, Lobert, Mitchell 4	Mitchell 86
1910	Lobert .309	Mitchell 5	Mitchell 88
1911	Bates .292	Hoblitzell 11	Hoblitzell 91
1912	Marsans .317	Mitchell 4	Hoblitzell 85
1913	Tinker .317	Bates 6	Tinker 57
1914	Groh .288	Niehoff 4	Niehoff 49
1915	T. Griffith .307	T. Griffith 4	T. Griffith 85
1916	Chase * .339	Chase 4	Chase 82
1917	Roush * .341	Chase, Roush, Thorpe 4	Chase 86
1918	Roush .333	Roush 5	Magee *76
1919	Roush * .321	Groh 5	Roush 71
1920	Roush .339	Daubert, Roush 4	Roush 90
1921	Roush .352	Roush 4	Roush 71
1922	Harper .340	Daubert 12	Duncan 94
1923	Roush .351	Hargrave 10	Roush 88
1924	Roush .348	Caveney, Bressler, Walker, Bohne 4	Roush 72
1925	Roush .339	Roush, Smith 8	Roush 83
1926	Hargrave * .353	Roush 7	Pipp 99
1927	Hargrave .308	Walker 6	Walker 80
1928	Allen .305	Picinich 7	Walker 73
1929	Walker .313	Walker 7	Kelly 103
1930	Heilmann .333	Heilmann 19	Heilmann 91
1931	Stripp .324	Cullop 8	Cuccinello 93
1932	Herman .326	Herman 16	Herman 87
1933	Hafey .303	Bottomley 13	Bottomley 83
1934	Pool .327	Hafey 18	Bottomley 78
1935	Lombardi .343	Goodman, Lombardi 12	Goodman 72
1936	Lombardi .333	Goodman 17	Cuyler 74
1937	Jordan .282	Kampouris 17	Kampouris 71
1938	Lombardi * .342	Goodman 30	F. McCormick 106
1939	F. McCormick .332	Lombardi 20	F. McCormick *128
1940	Lombardi .319	F. McCormick 19	F. McCormick 127
1941	M. McCormick .287	F. McCormick 17	F. McCormick 97
1942	F. McCormick .277	F. McCormick 13	F. McCormick 89
1943	F. McCormick .303	Tipton 9	Miller 71
1944	F. McCormick .305	F. McCormick 20	F. McCormick 102
1945	Libke .283	Miller 13	F. McCormick 81
1946	Hatton .271	Hatton 14	Hatton 69
1947	Galan .314	Miller 19	Miller 87
1948	Adams .298	Sauer 35	Sauer 97
1949	Kluszewski .309	Cooper 16	Hatton 69
1950	Kluszewski .307	Kluszewski 25	Kluszewski 111
1951	Wyrostek .311	Ryan 16	Kluszewski 77
1952	Kluszewski .320	Kluszewski 16	Kluszewski 86
1953	Kluszewski .316	Kluszewski 40	Kluszewski 108
1954	Kluszewski .326	Kluszewski *49	Kluszewski *141
1955	Kluszewski .314	Kluszewski 47	Kluszewski 113
1956	Kluszewski .302	Robinson 38	Kluszewski 102
1957	Hoak .293	Robinson 29	Crowe 92
1958	Lynch .312	Robinson 31	Robinson 83

Year	Pct. Leader		H.R. Leader		RBI Leader	
1959	Pinson	.316	Robinson	36	Robinson	125
1960	Robinson	.297	Robinson	31	Robinson	83
1961	Pinson	.343	Robinson	37	Robinson	124
1962	Robinson	.342	Robinson	39	Robinson	136
1963	Pinson	.313	Pinson	22	Pinson	106
1964	Robinson	.306	Robinson	29	Robinson	96
1965	Rose	.312	Robinson	33	Johnson	130
1966	Rose	.313	Johnson	24	Cardenas	81
					Johnson	81
1967	Rose	.301	Perez	26	Perez	102
1968	Rose	*.335	May	22	Perez	92
1969	Rose	*.348	May	38	Perez	122
1970	Perez	.317	Bench	*45	Bench	*148
1971	Rose	.304	May	39	May	98
1972	Rose	.307	Bench	*40	Bench	*125
1973	Rose	*.338	Perez	27	Bench	104
1974	Morgan	.293	Bench	33	Bench	*129
1975	Morgan	.327	Bench	28	Bench	110
1976	Griffey	.336	Foster	29	Foster	*121
1977	Foster	.320	Foster	*52	Foster	*149
1978	Rose	.302	Foster	*40	Foster	*120

\*Led League

## Individual Reds Fielding — 1978

Player	Pos.	Pct.	G	PO	Assts.	E	TC	DP
Driessen	1B	.996	151	1264	93	6	1363	92
Bench	1B	.976	11	75	5	2	82	7
DeFreites	1B	1.000	6	40	3	0	43	5
Knight	1B	1.000	1	2	0	0	2	0
Lum	1B	.971	7	31	2	1	34	0
Rose	1B	1.000	2	15	0	0	15	2
Morgan	2B	.980	124	252	290	11	553	49
Auerbach	2B	.875	10	3	4	1	8	1
Kennedy	2B	.979	71	94	138	5	237	27
Knight	2B	1.000	4	1	2	0	3	0
Concepcion	SS	.969	152	255	459	23	737	72
Auerbach	SS	.971	26	24	42	2	68	8
Knight	SS	—	1	0	0	0	0	0
Oester	SS	1.000	6	3	9	0	12	2
Rose	3B	.961	156	117	256	15	388	23
Auerbach	3B	1.000	3	2	1	0	3	0
Grace	3B	1.000	2	0	2	0	2	0
Kennedy	3B	1.000	4	0	4	0	4	1
Knight	3B	.868	60	8	38	7	53	1
Geronimo	OF	.981	115	259	4	5	268	1
Foster	OF	.971	157	319	10	10	339	1
Griffey	OF	.969	154	296	13	10	319	2
Bench	OF	—	2	0	0	0	0	0
Collins	OF	.969	24	30	1	1	32	0
Henderson	OF	1.000	45	93	0	0	93	0
Knight	OF	1.000	3	2	1	0	3	0
Lum	OF	.987	43	69	6	1	76	2
Rose	OF	1.000	7	3	0	0	3	0
Summers	OF	.933	12	14	0	1	15	0
Bench	C	.989	107	605	48	7	660	6
Correll	C	.980	52	180	18	4	202	0
Werner	C	.987	49	214	21	3	238	4

# Rules of Interest

**PLAYER LIMITS:** 40 until opening day, when the number must be reduced to 25 until September 1, when it again becomes 40.

**DETERMINING BATTING AVERAGE:** Divide the number of at bats into the number of hits.

**DETERMINING AN EARNED RUN AVERAGE:** Multiply the number of earned runs by nine; take the number and divide it by the number of innings pitched.

**DETERMINING SLUGGING PERCENTAGE:** Divide the total bases of all safe hits by the total times at bat (At bats do not include walks, sacrifices, hit by pitcher, or times awarded first base because of interference or obstruction).

**DETERMINING PERCENTAGE OF GAMES WON AND LOST:** Divide the number of games won by the total games won and lost.

**CONSECUTIVE HITTING STREAKS:** A consecutive hitting streak shall not be terminated if the plate appearance results in a base on balls, hit batsman, defensive interference or a sacrifice bunt. A sacrifice fly shall terminate the streak.

**CONSECUTIVE-GAME HITTING STREAKS:** A consecutive-game hitting streak shall not be terminated if all the player's plate appearances (one or more) result in a base on balls, hit batsman, defensive interference or a sacrifice bunt. The streak shall terminate if the player has a sacrifice fly and no hit.

**CONSECUTIVE-GAME PLAYING STREAK:** A consecutive-game playing streak shall be extended if the player plays one half-inning on defense, or if he completes a time at bat by reaching base or being put out. A pinch-running appearance only shall not extend the streak. If a player is ejected from a game by an umpire before he can comply with the requirements of this rule, his streak shall continue.

**TRADING REGULATIONS:** Players are available on waivers in reverse order of standings, at the time waivers expire, if more than 30 days after start of the season; otherwise in reverse order of standings at close of preceding season.

**INTER-LEAGUE TRADES:** Midnight, five days after the World Series — Midnight preceding the last scheduled day of Winter Meetings. Another period Midnight Feb. 15—Midnight March 15.

**TRADING WITHIN LEAGUE:** Midnight, the last day of the season — Midnight, June 15 — No waivers necessary. Midnight, June 15 — Midnight, the last day of the season — League waivers necessary.

**GAME WINNING RBI:** The RBI that gives your team a lead that it never surrenders.

**BATTING AND ERA CHAMPION QUALIFICATIONS:** 502 or more plate appearances. 162 or more innings pitched.

**ROOKIE QUALIFICATIONS:** A player shall be considered a rookie unless, during a previous season or seasons, he has (A) exceeded 130 at bats or 50 innings pitched in the major leagues; or (B) accumulated more than 45 days on the active roster of a major league club or clubs during the period of the 25-player limit (excluding time in military service).

**DETERMINING MAGIC NUMBER:** To figure "Magic Number" in pennant race, compute the number of games yet to be played, add one, then subtract the number of games ahead, in the lost column of the standings from the closest opponent.

**QUALIFICATIONS FOR A SAVE:** Pitcher is credited with a save when he meets all 3 of the following conditions: (1) he is the finishing pitcher in a game won by his club; (2) he is not the winning pitcher; (3) he qualifies under one of the following conditions: (a) he enters the game with a lead of no more than three runs and pitches for at least one inning; (b) or he enters the game with the potential tying run either on base or at bat or on deck; (c) or he pitches effectively for at least three innings.

# CINCINNATI REDS HISTORY

The Team of the 70's is the Cincinnati Reds . . . two World Championships, four National League pennants and five Western Division titles. It is a decade that has been full of electrifying action at Riverfront Stadium with some of the most memorable moments in Reds history occurring in the 70's.

The Cincinnati Red Stockings were founded by Harry Wright, a star cricket player of the 1860's, who was also a Newport, Ky., jeweler. He, and a group of prominent citizens, built that first team and made it all professional in 1869 by paying all 10 players on the team's roster.

Professional baseball was initiated on May 15, 1869 in the small town of Yellow Springs, Ohio, home of Antioch College. The Red Stockings won that first "Opening Day" game, 41-9, and went on to produce the longest winning streak in professional baseball history, going 130 consecutive games without a loss. They finally suffered their first setback in June of 1870 to the Brooklyn Atlantics.

The Reds became a charter member of the National League in 1876 when it was founded, but the club dropped out for 10 years in the 1880's because the league would not permit sale of beer in the Reds park. The Red Stockings played in the American Association and Union Association from 1881 through 1889, before rejoining the National League for good in 1890.

Cincinnati had many great players of that early era, including Bid McPhee, a second baseman who played barehanded. He was a fine hitter, too, and held most of Cincinnati's career hitting records until 1975 when Pete Rose broke them.

The turn of the century brought one of the most colorful men ever associated with the Reds to the club's presidency. He was August "Garry" Herrmann, a robust and flamboyant character who loved good German beer and hot sausage. He was the club's chief executive officer for 25 years, from 1902 until 1927 when he was forced to retire because of blindness.

A host of famous players paraded through the Herrman regime. Cy Seymour was converted from a pitcher to an outfielder, and in 1905 batted .377, the highest one season batting mark in Reds history. Later in the Herrmann years came Edd Roush, Hall of Fame centerfielder, and Heine Groh, noted for his bottle bat.

Roush, the oldest living former batting champion, and Groh, the club's first captain and its third baseman, led the Reds to the 1919 pennant.

It would be 20 years before the Reds would win another pennant, but they came close during the 20's. Eppa Rixey, who holds the club mark for most career wins (179); Bubbles Hargrave, the first catcher to win the batting championship; and Red Lucas, a strong righthander and one of the best hitting pitchers ever to play, kept the Reds near the top during the 20's.

After Herrmann resigned control of the Reds in 1927, Sidney Weil eventually assumed command. He was a wheeler-dealer and among the many trades he made, he brought Paul Derringer to the Reds from the Cardinals.

Powel Crosley, the radio and auto genius, succeeded Weil as president of the Reds, acquiring the club after the depression crippled Weil. It was strongly rumored that the Cincinnati franchise would leave the city and Crosley felt that the city needed a major league club.

The man who literally "sold" Crosley on purchasing the Reds was club general manager Larry MacPhail, an early baseball promoter.

Then in the major leagues he opened up a new era when the Reds became the first big league team to play night baseball, ushering in the new era on May 24, 1935 against the Philadelphia Phillies.

Two years later a new chapter opened in Reds history when Warren Giles came from Rochester to become the Cincinnati general manager. One of Giles' first moves was to bring in Bill McKechnie as his manager.

Under the guiding hand of these two greats of the game, the Reds began making a move, climbing from the basement to fourth place in 1938 and then winning the National League pennant in 1939-40.

Some of the greatest names in Reds history were on those teams — Derringer, Bucky Walters, Johnny Vander Meer, Ernie Lombardi and Frank McCormick just to name a few. It was a golden era of baseball for Cincinnati, the city's best until the 70's.

But World War II and age caught up with the Reds in the 40's, and the Reds were forced to rebuild. Players like Ewell Blackwell, Ted Kluszewski and Roy McMillan came out of Cincinnati's farm system to become National League stars. The Reds didn't win a pennant in the late 40's and 50's, but they were strong contenders.

Giles left the Reds in 1951 to become President of the National League. His successor was Gabe Paul, who built a powerful hitting team in the mid 50's. The Reds nearly won the pennant in 1956, losing by just two games to the Brooklyn Dodgers. The fans fell in love with this team as more than a million turned out at Crosley Field for the first time. Cincinnati's home run hitters tied a National League mark for most roundtrippers in a season, 221.

Five years after the near miss, there was a sure thing in the Queen City as Fred Hutchinson took a team that was predicted to finish in the second division right to the top of the league. Frank Robinson, Vada Pinson, Joey Jay, Bob Purkey and Jim O'Toole led the way for this first pennant in 21 years.

Under Hutchinson, who died in 1964 of cancer, the Reds remained close, winning 98 games in 1962 and finishing second by only one game in 1964.

In 1966 rumors again spread that the Reds would leave Cincinnati. That talk was silenced quickly, however, when a group of businessmen headed by Francis L. Dale purchased the Reds. The group signed a 40-year lease with the City and Riverfront Stadium construction was begun in 1968.

The group named Bob Howsam General Manager in 1967, and six years later he moved up to the club presidency. In 1978 Dick Wagner

was elected President of the Reds with Howsam assuming the title of Vice-Chairman of the Board.

Sparky Anderson became the manager in 1970 and guided the team for nine seasons, being replaced by John McNamara in November.

The Reds moved into Riverfront Stadium June 30, 1970, ending a long association with Crosley Field, and before that Redland Field. A total of 4,543 games were played at the old park which was officially dedicated April 11, 1912. It was Redland Field then and became Crosley Field after Crosley purchased the Reds.

## **Robert L. Howsam** **Vice-Chairman of the Board**

"The changing of the guard" were the words Bob Howsam used to describe the move he made March 1, 1978, shifting from Reds President to Vice-Chairman of the Board and relinquishing the day-to-day operation of the ball club to Dick Wagner.

Howsam served as the chief executive of the Reds for 11 years. His present role involves representing the club at Major League and National League meetings as well as making himself available for consultation on various phases of the operation.



Howsam has long been regarded as one of baseball's most astute judges of baseball talent, and his 1978 schedule offered him the chance to watch a greater variety of baseball than in the past — major and minor league players, plus college, amateur and even some high schoolers.

The Howsam Years will be remembered as glory ones in Reds history. He took charge of running the Reds in 1967 after a successful tenure as General Manager of St. Louis. Strengthening the farm system and establishing long-term promotion and public relations programs (like Straight A) were among his first moves. He presided over the move from Crosley Field to Riverfront Stadium in 1970, the year the Reds came of age on the field.

The Big Red Machine's success in the seventies is well documented — five division titles, four National League Pennants, and back-to-back World Series wins in '75 and '76. Howsam was named baseball's Executive-of-the-Year in 1973.

Robert L. Howsam is a Colorado native. His days in baseball go back to 1948 when his family purchased and ran Denver's minor league club. He was one of the founders of the American Football League, owning the Denver Broncos in their early years. After a few years in the investment business, he returned to baseball in 1964 to take over the Cardinals. His move to Cincinnati came in 1967.

Born Feb. 28, 1918, Howsam is married to the former Janet Johnson. They have two sons, Robert of New York City and Edwin, who lives in Phoenix and is a Reds' Scouting Supervisor in Arizona-New Mexico.

## All-Time Reds Roster Since 1900

- A**
- ABERNATHY, Ted, P, '67-'68  
 ABRAMS, Cal, OF, '52  
 ABRAMS, George, P, '23  
 ABREU, Joe, F, '42  
 ACKER, Tom, P, '56-'59  
 ADAMS, Bobby, IF, '46-'55  
 ADAMS, Karl, P, '14  
 ADAMS, Sperry, P, '34  
 ADCOCK, Joe, P, OF, '50-'52  
 ALCALA, Santo, P, '76-'77  
 ALENO, Chuck, IF, '41-'44  
 ALLEN, Bob, IF, 1900  
 ALLEN, Ethan, OF, '26-'30  
 ALLEN, Nick, C, '19-'20  
 ALMEIDA, Rafael, IF, '11-'13  
 ALTIZER, Dave, IF, '10-'11  
 ALVAREZ, Rogelio, IF, '60-'62  
 AMES, Red, P, '13-'15  
 AMOR, Vincente, P, '57  
 ANDERSON, Harry, IF-OF, '60-'61  
 ANDERSON, Wingo, P, '10  
 ANDREWS, Nate, P, '46  
 APPLETON, Pete, P, '27-'28  
 ARMBRISTER, Ed, OF, '73-'77  
 ARNOVIC, Morrie, OF, '40  
 ARRIGO, Gerry, P, '55-'69  
 ARROYO, Luis, P, '59  
 ASBJORNSON, Asby, C, '31-'32  
 ASH, Ken, P, '28-'30  
 AUERBACH, Rick, IF, '77  
 AUTRY, Jimmy, OF, '07, '09  
 AVREA, Jim, P, '50  
 AZCUE, Joe, C, '60
- B**
- BACZEWSKI, Fred, P, '53-'55  
 BAGBY, Jim, P, '12  
 BAILEY, Bob, IF-OF, '76-'77  
 BAILEY, Ed, IF, '53-'61  
 BAILEY, Jim, P, '59  
 BAIR, Doug, P, '78  
 BAKER, Bill, C, '40-'41  
 BAKER, Ernie, P, '05  
 BALCENA, Bobby, OF, '56  
 BALDSCHEUN, P, '66-'67  
 BALDWIN, Frank, C, '53  
 BALENTI, Mike, IF, 1911  
 BANEY, Dick, P, '73-'74  
 BARNES, June, P, '34  
 BARRETT, Jimmy, OF, 1900, 1906  
 BARRETT, Red, P, '37-'40  
 BARRY, Shad, IF-OF, '05-'06  
 BARTON, Bob, C, '73  
 BATES, Johnny, OF, '11-'14  
 BATTIS, Matt, C, '55-'56  
 BAUMER, Jim, IF, '61  
 BAUMHOLTZ, Frank, OF, '47-'49  
 BAY, Harry, OF, 1901-'02  
 BAYLESS, Dick, OF, '08  
 BEALL, Johnny, OF, '13, '15-'16  
 BEAUCHAMP, Jim, IF-OF, '68-'69  
 BECK, Clyde, IF, '31  
 BECK, Erve, OF, '02  
 BECK, Fred, OF, '11  
 BECK, Walter, P, '45  
 BECKER, Boats, OF, '13  
 BECKLEY, Jake, P, IF, 1900-'03  
 BECKMAN, Jim, P, '27-'28  
 BEEBE, Fred, P, '10  
 BEELER, Jodie, IF, '44  
 BEGGS, Joe, P, '40-'44, '46-'47  
 BEGLEY, Jim, IF, '24  
 BEHNEY, Mel, P, '70  
 BELL, Gus, OF, '53-'61  
 BELINSKY, Bo, P, '70  
 BELNCH, Johnny, OF, '67  
 BENCH, Ray, F, '58  
 BENTON, Larry, P, '30-'34  
 BENTON, Rube, P, '10-'15, '23-'25  
 BERGEN, Bill, P-C, '01-'03  
 BERGER, Wally, OF, '38-'40  
 BERGHAMMER, Mary, IF, '13-'14  
 BESCHER, Bob, OF, '08-'13  
 BETTS, Hal, P, '13  
 BEVAN, Hal, C, '61  
 BIEMILLER, Harry, P, '25  
 BILKO, Steve, P, '51  
 BILLINGHAM, Jack, P, '73-'77  
 BLACK, Joe, P, '55-'56  
 BLACKBURN, Earl, C, '13  
 BLACKBURN, Jim, P, '48, '51  
 BLACKBURN, Lena, IF, '18  
 BLACKWELL, Ewell, P, '42, '46-'52
- BLAKE, Ed, P, '51-'53  
 BLAKELY, Link, OF, '34  
 BLANKENSHIP, Cliff, IF, '05  
 BLASINGAME, Don, IF, '61-'63  
 BLATERIC, Steve, P, '71  
 BLOODWORTH, Jimmy, IF, '49-'50  
 BLOTT, Jack, C, '21  
 BLUEGE, Otto, IF, '32-'33  
 BLUEJACKET, Jim, P, '16  
 BOEHMER, Len, IF, '76  
 BOHNE, Sammy, IF, '21-'26  
 BOLGER, Jim, OF, '50-'51, '54  
 BONGIOVANNI, Nino, OF, '38-'39  
 BONHAM, Bill, P, '78  
 BORBON, Pedro, P, '70  
 BORDAGARAY, Frenchy, OF, '39  
 BORKOWSKI, Bob, OF, '52-'55  
 BOROS, Steve, IF, '64-'65  
 BOSCH, Mel, P, '45  
 BOTTOMLEY, Jim, IF, '33-'35  
 BOWMAN, Joe, P, '45  
 BOYD, Ray, P, '11  
 BRADFORD, Buddy, OF, '71  
 BRADY, Neal, P, '25  
 BRAIN, Dave, OF, '08  
 BRAVO, Angel, OF, '70-'71  
 BREEDEN, Dan, C, '69  
 BREITENSTEIN, Ted, P-OF, 1900  
 BRENNAN, Don, P, '34-'37  
 BRENTON, Lynn, P, '09-'21  
 BRESSLER, Rube, P-IF-OF, '17-'27  
 BREWSTER, Charlie, IF, '43  
 BRIDGES, Marshall, P, '60-'61  
 BRIDGES, Rocky, IF, '53-'57  
 BRIDWELL, Al, IF, '65  
 BRIGHT, Harry, IF, '63  
 BRITAIN, Gus, C, '37  
 BROSNAN, Jim, P, '59-'63  
 BROVIA, Joe, OF, '55  
 BROWN, Curly, P, '15  
 BROWN, Junjo, P, '37  
 BROWN, Mordecai, P, '13  
 BRUGGY, Frank, C, '25  
 BURGESS, Smoky, C, '55-'58  
 BURKHART, Ken, P, '48-'49  
 BURNS, Bill, P, '01-'11  
 BURNS, George, OF, '22-'24  
 BURNS, Joe, OF, '10  
 BURPO, George, P, '46  
 BUSH, Guy, P, '45  
 BUSHMELMAN, Jack, P, '09  
 BYERLY, Bud, P, '60-'62  
 BYRD, Sammy, OF, '35-'36
- C**
- CALDWELL, Mike, P, '77  
 CALLAGHAN, Marty, OF, '28, '30  
 CALLAHAN, Ray, P, '15  
 CAMPBELL, Archie, P, '30  
 CAMPBELL, Billy, P, '07-'09  
 CAMPBELL, Gily, C, '35-'37  
 CANTWELL, Tom, P, '09-'10  
 CAPILLA, Doug, P, '77  
 CARBO, Bernie, OF, '69-'72  
 CARDENAS, Leo, IF, '60-'68  
 CARNICHAEL, Chet, P, '09  
 CARR, Charlie, IF, '06  
 CARROLL, Clay, P, '68-'75  
 CARROLL, Owen, P, '31-'32  
 CARROLL, Tom, P, '74-'75  
 CARTER, Arnold, P, '44-'45  
 CARTER, Howard, IF, '26  
 CASCARELLA, Joe, P, '37-'38  
 CASE, Charlie, P, '01  
 CASTLETON, Roy, P, '09-'10  
 CAVENTY, Ike, IF, '22-'25  
 CHACON, Elie, IF, '60-'61  
 CHANEY, Darrel, IF, '69-'75  
 CHAPMAN, Calvin, IF, '35-'36  
 CHAPMAN, Harry, C, '13  
 CHAPPELLE, Bill, P, '09  
 CHARLES, Chappy, IF, '09-'10  
 CHASE, Hal, IF, '16-'18  
 CHECK, Charlie, P, '05-'06  
 CHOZEN, Harry, C, '37  
 CHRISTENSEN, Walter, OF, '26-'27  
 CHURCH, Bubba, P, '52-'53  
 CIARKE, Al, P, '21  
 CLARKE, Tommy, C, '09-'17  
 CLAY, Dain, OF, '43-'46  
 CLINE, Ty, OF, '70-'71  
 CLONINGER, Tony, P, '68-'71  
 COAKLEY, Andy, P, '07-'08  
 COATES, Jim, P, '63
- COCHRAN, Al, P, '15  
 COKER, Jim, C, '64-'67  
 COLEMAN, Gogy, IF, '60-'67  
 COLES, Chuck, OF, '58  
 COLLINS, Dale, OF, '78  
 COLLUM, Jackie, P, '53-'55  
 COMORSKY, Adam, OF, '34-'35  
 COMPTON, Jack, P, '11  
 CONCEPCION, Dave, IF, '70  
 CONLEY, Jim, P, '16  
 COOK, Cliff, IF, '59-'62  
 COOKE, Dusty, OF, '38  
 COOPER, Walker, C, '49-'50  
 CORBITT, Claude, IF, '46, '48-'49  
 CORCORAN, Mickey, IF, '10  
 CORCORAN, Tommy, IF, '09-'06  
 CORRALES, Pat, C, '68-'72  
 CORRELL, Vic, C, '68-'72  
 COUCH, Johnny, P, '22-'23  
 COULSON, Bob, OF, '08  
 COUMBE, Fritz, P, '20-'21  
 COVELESKI, Harry, P, '10  
 CRAIG, TERENCE, OF, '29, '31-'32, '43-'44  
 CRAIG, Harry, OF, '37-'42  
 CRAIG, Roger, P, '65  
 CRAMER, Bill, P, '12  
 CRANE, Sam, IF, '20-'21  
 CRAWFORD, Pat, IF, '30  
 CRAWFORD, Sam, OF, '00-'02  
 CREGAN, Pete, OF, '93  
 CRESS, Walker, P, '48-'49  
 CRISCOLA, Tony, OF, '44  
 CRITZ, Hughie, IF, '24-'30  
 CROMPTON, Ned, OF, '09-'10  
 CROSBY, Ed, IF, '73  
 CROUCH, Jack, C, '33  
 CROWE, George, IF, '56-'58  
 CROWLEY, Terry, IF-OF, '74-'75  
 CUCCINELLI, Tony, IF, '30-'31  
 CUJELLAR, Mike, P, '59  
 CUJETO, Manuel, IF-OF, '17-'19  
 CULPO, Nick, OF, '30-'31  
 CULVER, George, P, '68-'69  
 CURRIE, Clarence, P, '02  
 CUYLER, Kiki, OF, '35-'37
- D**
- DALE, Gene, P, '15-'16  
 DALEY, Tom, OF, '13  
 DALY, Tom, IF, '03  
 DANIELS, Bert, OF, '14  
 DARCY, Pat, P, '74-'76  
 DASSO, Frank, P, '45-'46  
 DAUBERT, Jake, IF, '19-'24  
 DAVENPORT, Dave, P, '14  
 DAVIDSON, Ted, P, '65-'68  
 DAVIS, Frank, P, '12  
 DAVIS, George, OF, '37-'38  
 DAVIS, Lefty, OF, '07  
 DAVIS, Ray, P, '36-'39  
 DAVIS, Spud, C, '37-'38  
 DAY, Clyde, P, '26  
 DEAL, John, IF, '06  
 DEARMOND, Charlie, IF, '03  
 DEFRITTS, Arturo, IF, '78  
 DEISEL, Pat, C, '03  
 DEJAN, Mike, OF, '40  
 DELAHANTY, Jim, IF, '06  
 de la CRUZ, Tommy, P, '44  
 de la HOZ, Mike, IF, '69  
 DEWILLOPS, Tony, C, '43  
 DERRICK, Paul, IF, '13  
 DERRINGER, Claud, P, '33-'42  
 DEVORE, Josh, OF, '13  
 DIBUT, Pedro, P, '24-'25  
 DICKSON, Jim, P, '64  
 DIMAGGIO, Vince, OF, '39-'40  
 DIXON, Leo, C, '29  
 DOAK, Bill, P, '12  
 DOBBS, John, OF, '01-'02  
 DOBERNIC, Jess, P, '49  
 DONALD, Al, IF, '75  
 DOLAN, Pat, OF, '03-'05  
 DONALDS, Ed, P, '12  
 DONLIN, Mike, OF, '02-'04  
 DONOHUUS, Pete, P, '21-'30  
 DOODIE, Red, P, '15  
 DORNER, Gus, P, '06  
 DOSCHER, Jack, P, '08  
 DOTTERER, Dutch, C, '57-'60  
 DOUGLAS, Astyanax, C, '21, '25  
 DOUGLAS, Phil, P, '14-'15  
 DOULTY, Tom, OF, '31-'33  
 DOWNEY, Tom, IF, '09-'11

DOYLE, Jim, IF, '10  
DOYLE, Jud, P, '10  
DRABOWSKY, Mor, P, '62  
DRESSEN, Chuck, IF, '25-'31  
DREWS, Karl, P, '54  
DRIESEN, Dan, IF, '73-  
DROPO, Walt, IF, '58-'59  
DRUHOT, Carl, P, '06  
DUBUC, Jean, P, '08-'09  
DUFFALO, Jim, P, '65  
DUFFY, Frank, IF, '70-'71  
DUMOULIN, Dan, IF, '77-  
DUNCAN, Pat, IF, '19-'24  
DURBIN, Kid, OF, '09  
DUREN, Ryne, P, '64  
DURNBAUGH, Bobby, IF, '57  
DUROCHER, Leo, IF, '30-'33  
Dwyer, Joe, OF, '37  
DYCK, Jim, OF, '56

#### E

EASTWICK, Rawley, P, '74-'77  
ECKERT, Al, P, '30-'31  
EDWARDS, Bruce, C, '56  
EDWARDS, Hank, OF, '51-'52  
EDWARDS, Jim, P, '28  
EDWARDS, Johnny, C, '61-'67  
EDWARDS, Sherman, P, '34  
EGAN, Dick, P, '62-'67  
EHRHARDT, Rubie, P, '29  
EISENHARDT, Jake, P, '44  
ELLAM, Roy, IF, '09  
ELLIS, Hod, P, '17-'21  
ELLIOTT, Claude, P, '04  
ELLS, Sammy, P, '62-'67  
EMMER, Frank, IF, '16, '26  
ENGEL, Joe, P, '17  
ENGLISH, Charlie, IF, '37  
ENNIS, Del, OF, '59  
ERAUTT, Eddie, P, '47-'51, '53  
ERICKSON, Hank, C, '35  
ERWIN, Tex, C, '14  
ESCALERA, Nino, IF, '54  
ESMOND, Jimmy, IF, '11-'12  
ESSICK, Bill, P, '06-'07  
EWING, Bob, P, '02-'09

#### F

FAHRER, Pete, P, '14  
FANOWICH, Frank, P, '49  
FAUSETT, Buck, IF, '44  
FERGUSON, Bob, P, '44  
FERRARA, Al, OF, '71  
FILIPOWICZ, Steve, OF, '48  
FISHER, Hank, P, '65  
FISHER, Bob, IF, '16  
FISHER, Jack, P, '69  
FISHER, Maury, P, '55  
FISHER, Ray, P, '19-'20  
FITTERY, Paul, P, '14  
FLAGER, Walt, IF, '45  
FLETCHER, Sam, P, '12  
FLOOD, Curt, OF, '56-'57  
FLOWERS, Jake, IF, '34  
FLYNN, Doug, IF, '75-'77  
FOILES, Hank, C, '52-'62-'63  
FONDY, Dee, IF-OF, '58  
FONSECA, Lew, IF, '21-'24  
FORD, Hod, IF, '26-'31  
FOSTER, George, OF, '71-  
FOWLER, Art, P, '54  
FOWLER, Joe, IF, '23-'25  
FOX, Bill, IF, '01  
FOX, Howie, P, '44-'46, '48-'51  
FRASER, Chick, P, '06  
FRAZIER, Joe, OF, '50  
FRED, Roger, OF, '31  
FREEMAN, Hershell, P, '55-'58  
FREES, Gene, IF, '61-'63  
FREITAS, Tony, P, '34-'36  
FREY, Benny, P, '29-'36  
FREY, Lonnie, IF, '38-'43, '46  
FRIDLEY, Jim, OF, '58  
FRILL, John, P, '12  
FROMME, Art, P, '09-'13  
FRYMAN, Woodie, P, '77

#### G

GAGLIANO, Phil, IF, '73-'74  
GAINES, Joe, OF, '60-'62  
GALAN, Aupie, OF, '47-'48  
GALATZER, Mill, IF, '50  
GAMBLE, Lee, OF, '35, '38-'40  
GANZEL, John, IF, '07-'08  
GARRETT, Greg, P, '71  
GASPAR, Harry, P, '09-'12  
GEARY, Bob, P, '21

GEHRMAN, Paul, P, '37  
GEIER, Phil, OF, '00  
GELBERT, Charley, IF, '37  
GEORGE, Lefty, P, '15  
GERNER, Ed, P, '19  
GERNERT, Dick, IF, '61  
GEBONISO, Cesar, OF, '72-  
GETZ, Gus, IF, '17  
GIBBON, Joe, P, '71-'72  
GILBERT, Wally, IF, '32  
GILL, Haddie, P, '23  
GILLESPIE, John, P, '22  
GILESON, Jim, OF, '41-'42  
GLENDON, Martin, P, '02  
GONDER, Jessie, C, '62-'63  
GONZALEZ, Mike, C, '14  
GONZALEZ, Tony, OF, '60  
GOOCH, Johnny, C, '29-'30  
GOODMAN, Ivak, OF, '35-'42  
GOODWIN, Marv, P, '25  
GORBOUS, Glen, OF, '55  
GRACE, Mike, IF, '78  
GRAHAM, Frank, IF, '14  
GRANMAS, Alex, IF, '56-'58  
GRANGER, Wayne, P, '69-'71  
GRANT, Eddie, IF, '11-'13  
GRANTHAM, George, IF, '32-'33  
GREENGRASS, Jim, OF, '52-'55  
GREGORY, Frank, P, '12  
GRIFFEY, Ken, OF, '73  
GRIFFIN, Pat, P, '14  
GRIFFITH, Clark, P, '09  
GRIFFITH, Tommy, OF, '15-'18  
GRIM, Bob, P, '60  
GRINLEY, Ross, P, '71-'73  
GRISSOM, Leo, P, '34-'39  
GROH, Heinie, IF, '13-'21  
GROSS, Don, P, '55-'57  
GUDAT, Marv, P, '29  
GUESE, Whitley, P, '01  
GUISE, Witt, P, '40  
GULLETT, Don, P, '70-'76  
GUMBERT, Harry, P, '44, '46-'49  
GUTIERREZ, Cesar, IF, '04, '10

#### H

HAAS, Bert, IF-OF, '42-'43, '46-'47  
HABERER, Emil, C-IF, '01, '03, '09  
HACKER, Warr, P, '57  
HADDIX, Harvey, P, '58  
HAFEY, Bud, OF, '39  
HAFEY, Chick, OF, '32-'35, '37  
HAFFORD, Leo, P, '06  
HAGUE, Joe, IF-OF, '72-'73  
HAN, Noodles, P, '00-'05  
HAINES, Jesse, P, '18  
HALL, Charley, P, '06-'07  
HALL, Tom, P, '72-'75  
HALLAHAN, Bill, P, '36-'37  
HANDLEY, Lee, IF, '26  
HARGRAVE, Bubbles, C, '21-'28  
HARLEY, Dick, OF, '00-'01  
HARMON, Chuck, IF-OF, '54-'56  
HARPER, George, OF, '22-'24  
HARPER, Jack, P, '03-'06  
HARPER, Tommy, OF, '62-'67  
HARRINGTON, Andy, P, '13  
HARRIS, Bill, P, '23-'24  
HARRIST, Earl, P, '45  
HARTER, Frank, P, '12-'13  
HARTSEL, Tops, OF, '00  
HARTFIELD, Fred, IF, '58  
HATTON, Grady, IF, '46-'54  
HAUGSTAD, Phil, P, '52  
HAYDEN, Gene, P, '58  
HAZE, Bob, OF, '55  
HEATH, Mickey, IF, '31-'32  
HEATHCOTE, CHIM, IF-OF, '31-'32  
HELEMAN, Chink, IF, '01  
HELMANN, Harry, OF, '30, '32  
HELMANN, Greese, P, '01-'02  
HELMS, Tommy, IF, '64-'71  
HEMSLEY, Rollie, C, '33  
HENDERSON, Joe, P, '76-'77  
HENDERSON, Ken, OF, '78  
HENDRICK, Harvey, IF, '31-'32  
HENRICH, Bobby, IF, '57-'59  
HENRY, Bill, P, '60-'65  
HERBERT, Ernie, P, '13  
HERMAN, Babe, OF, '32, '35-'36  
HERRMANN, LeRoy, P, '35  
HERSHBERG, Wilard, C, '38-'40  
HERZOG, Buck, IF, '14-'16  
HETKI, John, P, '45-'48, '50  
HEUSSER, Ed, P, '43-'46  
HIGH, Andy, IF, '32-'33  
HILCHER, Whitley, P, '31-'32, '35-'36

HILLER, Frank, P, '52  
HILLMAN, Dave, P, '62  
HINCHMAN, Bill, OF, '05-'06  
HINTON, Rich, P, '76  
HITT, Roy, P, '07  
HOAK, Dan, IF, '57-'58  
HOBSBS, Mill, IF, '13-'16  
HOBLITZELL, Dick, IF, '08-'13  
HOCK, Ed, OF, '23-'24  
HOERNER, Joe, P, '77  
HOGAN, Kenny, OF, '21  
HOLCOMBE, Ken, P, '48  
HOLDEN, Bill, OF, '14  
HOLKE, Walter, IF, '25  
HOLLAND, Mui, P, '26  
HOLLINGSWORTH, Al, P, '35-'38  
HOOK, Jay, P, '57-'61  
HOOKER, Cy, P, '02-'03  
HOOPER, Bob, P, '55  
HORSEY, Hanson, P, '12  
HOUSE, Frank, C, '60  
HOWELL, Dixie, C, '49-'52  
HOWELL, Millard, P, '49  
HOY, Duwayne, OF, '02  
HUGGINS, Jimmy, IF, '25-'26  
HUGGINS, Miller, IF, '04-'09  
HUGHES, Tommy, P, '48  
HUHN, Emil, C, '16-'17  
HULL, Ed, IF, '08  
HUME, Tom, P, '77  
HUMPHRIES, Bert, P, '11-'12  
HUNT, Ken, P, '61  
HUNTER, Ed, IF, '33  
HUTCHER, Pat, P, '01  
HUTCHINGS, Johnny, P, '40-'41

#### I

INGERSOLL, Bob, P, '14  
IRWIN, Charlie, IF, '00-'01

#### J

JABLONSKI, Ray, IF, '55-'56  
JACKSON, Al, P, '69  
JACOBS, Art, P, '39  
JACOBUS, Larry, P, '18  
JAMES, Charlie, OF, '65  
JANSEN, Larry, P, '56  
JAVIER, Julian, IF, '72  
JAY, Joey, P, '61-'66  
JEFFCOAT, Hal, P, '56-'59  
JOHNS, Ollie, P, '05  
JOHNSON, Alex, OF, '68-'69  
JOHNSON, Bob, IF, '68  
JOHNSON, Darrell, C, '61-'62  
JOHNSON, Cron, IF, '64-'67  
JOHNSON, George, P, '13-'14  
JOHNSON, Hank, P, '39  
JOHNSON, Ken, P, '61  
JOHNSON, Si, P, '28-'36  
JOHNSON, Syd, P, '34  
JOHNSON, Doc, IF, '09  
JONES, Mack, OF, '68  
JONES, Sherman, P, '61  
JONES, Willie, IF, '59-'60  
JOOST, Eddie, IF, '36-'37, '39-'42  
JORDAN, Chuck, IF, '37-'38  
JORDAN, Niles, P, '52  
JORGENSEN, Pinky, P, '37  
JUDE, Frank, OF, '06  
JUDSON, Howie, P, '53-'54  
JUST, Joe, P, '44-'45  
JUUL, Herb, P, '11

#### K

KAHOE, Mike, C, '00-'01  
KAMPOURIS, Alex, IF, '34-'38  
KANE, John, OF, '07-'08  
KARGER, Ed, P, '09  
KASKO, Ed, IF, '59-'63  
KATZ, Bob, P, '44  
KECK, Frank, P, '22-'23  
KEEFE, Bob, P, '11-'12  
KELLEHER, Frank, OF, '42-'43  
KELLEY, Joe, IF-OF, '02-'06  
KELLNER, Alex, P, '58  
KELLOGG, Bill, IF, '14  
KELUM, Win, P, '04  
KELLY, Bob, P, '53, '58  
KELLY, George, IF, '27-'30  
KELSO, Bill, P, '68  
KENNEDY, Dutch, P, '59  
KENNEDY, Bill, P, '56-'57  
KENNEDY, Junior, IF, '74, '78-  
KENNEDY, Vern, P, '45  
KEOUGH, Marty, IF-OF, '62-'65  
KERWIN, Dan, P-OF, '03  
KILLEFER, Red, OF, '14-'16

KIMMICK, Wally, IF, '21-'23  
 KING, Clyde, P, '53  
 KING, Hal, C, '73-'74  
 KIPPERT, Ed, '34  
 KIRBY, Clay, P, '74-'75  
 KLAUS, Bob, IF, '64  
 KLEE, Ollie, OF, '25  
 KLEINHANS, Ted, P, '37-'38  
 KLIPPSTEIN, John, IF, '55-'58, '62  
 KLING, Johnny, IF, '13  
 KLUSZEWSKI, Ted, IF, '47-'57  
 KNETZER, Elmer, P, '16-'17  
 KNIGHT, Ray, IF, '74, '77  
 KNISLEY, Pete, OF, '12  
 KOENIG, Max, IF, '34  
 KOESTNER, Elmer, P, '14  
 KOLP, Ray, P, '27-'34  
 KONNICK, Mike, C-IF, '09-'10  
 KONSTANTY, Jim, P, '34  
 KOPKO, Larry, IF, '16-'17, '19-'21  
 KOSCO, Andy, OF, '73-'74  
 KOSMAN, Mike, IF, '44  
 KOY, Ernie, OF, '41-'42  
 KRESS, Charlie, IF, '47, '49  
 KRUEGER, Art, OF, '25  
 KRUEGER, Ernie, C, '25  
 KYLE, Andy, OF, '12

**L**

LaCOSS, Mike, P, '78  
 LAKEMAN, Al, C, '42-'47  
 LAMARNO, Ray, C, '41-'42, '46-'48  
 LAMAR, Pete, C, '07  
 LAMBERT, Clay, P, '46-'47  
 LANDRITH, Hobie, C, '50-'55  
 LANE, Jerry, IF, '54-'55  
 LANG, Don, P, '38  
 LaPALME, Paul, P, '56-'57  
 LaROSS, Harry, OF, '14  
 LAWING, Garland, OF, '46  
 LAWRENCE, Brooks, P, '56-'60  
 LEACH, Tommy, IF, '15  
 LEAR, King, P, '14-'15  
 LEARY, Frank, P, '07  
 LEE, Bob, P, '67-'68  
 LEE, Cliff, OF, '24  
 LERCHEN, George, OF, '53  
 LEBKE, Al, OF, '45-'46  
 LINDSEY, Jim, P, '34  
 LIPON, Johnny, IF, '54  
 LISENBE, Hod, P, '45  
 LITWHLER, Danny, OF, '48-'51  
 LIVELY, Bud, P, '49  
 LIVINGOOD, Wes, P, '39  
 LIVINGSTON, Paddy, C, '06  
 LOBERT, Hans, IF, '06-'10  
 LOCKE, Bobby, P, '65  
 LOCKLEAR, Gene, OF, '73  
 LOCKMAN, Whitey, IF, '59-'60  
 LOGAN, Bob, P, '41  
 LOHR, Howard, OF, '14  
 LOHRMAN, Bill, P, '44  
 LOMBARDI, Ernie, S, '32-'41  
 LOUGEN, Baldy, IF, '16  
 LOWE, George, P, '10  
 LOWN, Turk, P, '58  
 LOWREY, Peanuts, OF, '49-'50  
 LUCAS, Red, P, '26-'33  
 LUKON, Eddie, OF, '41, '45-'47  
 LUQUE, Dolf, P, '18-'29  
 LUM, Mike, OF, '76-'78  
 LUTZ, Red, C, '22  
 LYNCH, Jerry, OF, '57-'63

**M**

MABE, Bob, P, '59  
 MacFAYDEN, Danny, P, '35  
 MAGEE, Lee, IF, '18  
 MAGEE, Sherry, IF-OF, '17-'19  
 MAGOON, George, OF, '01-'03  
 MAHONEY, Dan, OF, '11  
 MALLOY, Bob, P, '43-'44, '46-'47  
 MALONEY, Billy, OF, '02  
 MALONEY, Jim, P, '60-'70  
 MANION, Clyde, C, '32-'34  
 MANN, Les, OF, '23  
 MARKLE, Cliff, P, '21  
 MARQUARD, Rube, P, '21  
 MARQUIS, Bob, OF, '53  
 MARSANS, Armand, OF, '11-'14  
 MARSHALL, Bill, IF, '34  
 MARSHALL, Max, OF, '42-'44  
 MARSHALL, Willard, OF, '52-'53  
 MARTIN, Barney, P, '53  
 MARTIN, Billy, IF, '60  
 MASHORE, Clyde, OF, '69  
 MASON, Del, P, '06-'07

MATHEWSON, Christy, P, '16  
 MATTICK, Bobby, IF, '41-'42  
 MAY, Jackie, P, '24-'30  
 MAY, Lee, IF, '65-'71  
 MAYS, Carl, P, '24-'28  
 MCBRIDE, Algie, OF, '00-'01  
 McCABE, Swat, OF, '09-'10  
 MCCARTHY, Bill, C, '07  
 MCCARTHY, Tom, P, '08  
 McCLUSKEY, Harry, P, '15  
 MCCOOL, Billy, P, '64-'68  
 MCCORMICK, Frank, IF, '34, '37-'45  
 MCCORMICK, Mike, OF, '40-'43, '46  
 MCCOSKY, Barney, OF, '51  
 McCURDY, Harry, IF, '34  
 McDONALD, Terry, IF, '12-'13  
 McENANEY, Will, P, '74-'76  
 McFADDEN, Barney, P, '01  
 McGILVRAY, Bill, OF, '08  
 McGINN, Dan, P, '68  
 McILOTHLIN, Jim, P, '70-'73  
 McGRANER, Howard, P, '74  
 McIntIRE, Harry, P, '13  
 McKECHNIE, Bill, IF, '16-'17  
 McKENRY, Limb, P, '15-'16  
 McLAUGHLIN, Kid, OF, '14  
 McLEAN, Larry, C, '06-'12  
 McLISH, Cal, P, '60  
 McMANUS, Joe, P, '13  
 McMILLAN, Roy, IF, '51-'60  
 McMILLAN, Tommy, IF, '10  
 McMILLAN, Hugh, C, '29  
 McQUAID, Herb, P, '23  
 McQUEEN, Mike, P, '74  
 McQUILLAN, George, P, '11  
 McQUINN, George, IF, '36  
 McRAE, Hal, IF-OF, '66-'72  
 McWEENY, Doug, P, '20  
 MEADOWS, Rufe, P, '36  
 MEDeiros, Roy, IF, '45  
 MEEKER, Ray, P, '26  
 MEKS, Sammy, IF, '49-'51  
 MEINKE, Bob, IF, '10  
 MEISTER, Karl, OF, '13  
 MELE, Dutch, OF, '37  
 MELE, Sam, OF, '55  
 MENKE, Denis, IF, '32-'73  
 MERRIMAN, Lloyd, OF, '40-'51, '54  
 MERRITT, Jim, P, '69-'72  
 MESNER, Steve, IF, '43-'45  
 MEUSEL, Bob, OF, '30  
 MEYER, Russ, P, '56  
 MIDKIFF, Ezra, IF, '09  
 MIKSIS, Eddie, IF, '58  
 MILLER, Bob, P, '62  
 MILLER, Eddie, IF, '36-'37, '43-'47  
 MILLER, Ward, OF, '10  
 MINAHAN, Colton, P, '07  
 MINARCH, Rudy, P, '55  
 MITCHELL, Clarence, P, '16-'17  
 MITCHELL, Mike, OF, '07-'12  
 MITCHELL, Roy, P, '18-'19  
 MODAK, Mike, P, '45  
 MOLLWITZ, Fritz, IF, '14-'16  
 MOORE, Dee, C, '36-'37  
 MOORE, Gene, P, '12  
 MOORE, Gene, OF, '31  
 MOORE, Johnny, OF, '33-'34  
 MOORE, Whitey, P, '36-'42  
 MOOTY, Jack, '36-'37  
 MORAN, Herbie, OF, '17  
 MOREJAN, Dan, OF, '58  
 MORGAN, Joe, IF, '72  
 MORIARTY, Bill, IF, '09  
 MOSELY, Earl, P, '16  
 MOSER, Arnie, OF, '37  
 MOSKAU, Paul, P, '77  
 MOSS, Howie, IF-OF, '46  
 MOWREY, Mike, IF, '05-'09  
 MUELLER, Ray, C, '43-'44, '46-'49  
 MURRAY, Dale, P, '77-'78  
 MURPHY, Dick, IF, '54  
 MYERS, Billy, IF, '35-'40

**N**

NAKTENIS, Pete, P, '39  
 NAPIER, Buddy, P, '20-'21  
 NEAL, Charlie, IF, '63  
 NEAL, Greasy, OF, '16-'24  
 NEHF, Art, P, '26-'27  
 NELSON, Emmett, P, '35-'36  
 NELSON, Red, P, '13  
 NELSON, Roger, P, '73-'74  
 NEVEL, Ernie, P, '53  
 NEWCOMBE, Don, P, '58-'60  
 NEWTON, Doc, P, '00-'01

NICHOLS, Chet, P, '64  
 NIEHAUS, Al, IF, '25  
 NIEHOFF, Bert, IF, '13-'14  
 NIEMES, Jack, P, '43  
 NIGGEL, Jack, IF, '39  
 NOLAN, Gary, P, '67-'73, '75-'77  
 NORRIGA, John, P, '69-'70  
 NORMAN, Fred, P, '73  
 NORTHERN, Hub, OF, '11  
 NORTHY, Ron, OF, '50  
 NOTTEBART, Don, P, '66-'67  
 NUNN, Howie, P, '61-'62  
 NUXHALL, Joe, P, '44, '52-'60, '62-'66

**O**

OAKES, Rebel, OF, '09  
 O'BRIEN, Pete, IF, '01  
 ODWELL, Fred, OF, '04-'07  
 OESTER, Ron, IF, '78  
 O'FARRELL, Bob, C, '34  
 OGDEN, Jack, P, '31-'32  
 OGDHANS, John, P, '56  
 OLSON, Irv, IF, '15  
 O'NEILL, Mike, OF, '07  
 O'NEILL, Peaches, OF, '04  
 OSBURN, Pat, P, '44  
 OSTEN, Claude, P, '57, '59-'61  
 OSTEN, Darrell, P, '55-'67  
 O'TOOLE, Jim, P, '58-'66  
 O'TOOLE, Marty, P, '08  
 O'TWALE, Jimmy, IF, '37  
 O'VERALL, Orval, P, '05-'06  
 OWENS, Jim, P, '63

**P**

PACKARD, Gene, P, '12-'13  
 PALYS, Stan, OF, '55-'56  
 PAPPAS, Milt, P, '66-'68  
 PARKER, Doc, P, '01  
 PASCUAL, Camilo, P, '69  
 PASKERT, Dode, OF, '07-'10, '21  
 PATTERSON, Claire, OF, '09  
 PAULTIS, Si, C, '09  
 PAVLITCH, Don, C, '57, '59, '62-'66  
 PEARCE, Ducky, C, '08-'09  
 PEARCE, Jim, P, '54-'55  
 PEARSON, Monte, P, '41  
 PEITZ, Henne, C-IF, '00-'04  
 PELLERIN, Eddie, IF, '52  
 PENA, Jose, P, '69  
 PENA, Orlando, P, '58-'60  
 PENDELTON, Jim, IF-OF, '59  
 PEREZ, Tony, IF, '64-'76  
 PERKOWSKI, Harry, P, '47, '49-'54  
 Perry, Scott, P, '17  
 PETERSON, Kent, P, '44, '47-'51  
 PETOSKY, Ted, OF, '34-'35  
 PHELAN, Art, IF, '10, '12  
 PHELPS, Ed, C, '05-'06  
 PHELPS, Bill, P, '00-'03  
 PHILLIPS, Damon, IF, '42  
 PICKINICH, Val, C, '26-'28  
 PICK, Eddie, OF, '23-'24  
 PICONE, Mario, P, '54  
 PIET, Tony, IF, '34-'35  
 PIETTE, Herman, P, '17  
 PINELLI, Babe, IF, '22-'27  
 PINSON, Vada, OF, '58-'68  
 PIPP, Wally, IF, '26-'28  
 PITTEGGER, Winky, IF, '37-'39  
 PLUMMER, Bill, C, '70-'77  
 POBIELAN, Bud, P, '52-'55, '57  
 POLAND, Hugh, C, '47-'48  
 POLIVKA, Ken, P, '47  
 POOL, Harlin, OF, '34-'35  
 POOLE, Ed, IF, '22-'03  
 POST, Walter, OF, '49-'57, '60-'63  
 POWELL, Bill, P, '13  
 POWERS, Johnny, OF, '59  
 PRAMESA, Johnny, C, '49-'51  
 PROTHRO, Doc, IF, '26  
 PROUGH, Bill, P, '12  
 PURDY, Pid, OF, '27-'25  
 PURKEY, Bob, P, '58-'64  
 PYLE, Harlan, P, '28

**Q**

QUEEN, Mel, P-OF, '64-'69  
 QUINN, Jack, P, '30  
 QUINN, Joe, IF, '00

**R**

RABE, Charlie, P, '57-'58  
 RACKLEY, Ed, P, '50  
 RAFFENBERGER, Ken, P, '47-'54  
 RAGAN, Pat, P, '09

RAMOS, Chuclio, OF, '44  
RAMOS, Pedro, P, '69  
RAMSDELL, Willie, P, '50-'51  
RARIDEN, Bill, G, '19-'20  
RATH, Morris, IF, '19-'20  
RAWLINGS, Johnny, IF, '14  
REAGAN, Ric, P, '03  
REGAN, Mike, P, '17-'19  
RENG, Watly, OF, '19  
RETTENMUND, Merv, OF, '74-'75  
RHODES, Charlie, P, '08  
RIBBART, Dennis, P, '69  
RICE, Harry, OF, '33  
RICE, Len, C, '44  
RICHARDS, Duane, P, '60  
RICHMOND, Nolan, IF, '38-'39  
RICHMOND, Beryl, P, '34  
RICKERT, Mary, OF, '48  
RICONDA, Harry, IF, '30  
RIDDLE, Elmer, P, '39-'45, '47  
RIDDLE, Johnny, C, '41, '44-'45  
RIDZIK, Steve, P, '55  
RIGGS, Lew, IF, '35-'40  
RING, Jimmy, P, '17-'20  
RIPPLE, Jimmy, OF, '40-'41  
RITCHIE, Jay, P, '68  
RIXEY, Eppa, P, '21-'33  
RIZZO, Johnny, OF, '40  
ROBELLO, Tommy, IF, '33-'34  
ROBERTSON, Dick, P, '13  
ROBINSON, Floyd, OF, '67  
ROBINSON, Frank, OF, '56-'65  
ROBINSON, Rabbit, IF, '10  
RODGERS, Bill, IF, '16  
ROETTGER, Watly, OF, '31-'33  
ROGGE, Clint, P, '13  
ROJAS, Cookie, IF, '62  
ROSE, Pete, IF-OF, '63-'78  
ROSS, Cliff, P, '54  
ROSSI, Joe, C, '52  
ROTH, Frank, C, '09-'10  
ROUSH, Ed, P, '15-'26, '31  
ROWAN, Jack, P, '08-'10, '13-'14  
RUBERTO, Sonny, C, '72  
RUDOLPH, Don, P, '59  
RUETHER, Dutch, P, '17-'20  
RUIZ, Chico, IF, '64-'69  
RUSIE, Amos, P, '54  
RYAN, Connie, IF, '50-'51, '54

## S

SALLEE, Siimi, P, '19-'20  
SANBERG, Gus, C, '23-'24  
SANCHEZ, Ray, P, '57-'60  
SANDERS, Roy, P, '17  
SARMIENTO, Sammy, P, '76  
SAUER, Hank, '41-'42, '45, '48-'49  
SAVAGE, Ted, OF, '69  
SAVIDGE, Ralph, P, '08-'09  
SAVRANSKY, Moe, P, '54  
SCANTLEBURY, Pat, P, '56  
SCARSELLA, Les, IF, '35-'37, '39  
SCHAEFFER, Jimmie, C, '68  
SCHEFFING, Bob, C, '50-'51  
SCHEINBLUM, Richie, OF, '73  
SCHLEI, George, C, '04-'08  
SCHMIDT, Bob, C, '61  
SCHMIDT, Willard, P, '58-'69  
SCHMITZ, Johnny, P, '52  
SCHNEIDER, Pete, P, '14-'18  
SCHNELL, Karl, P, '22-'23  
SCHOTT, Gene, P, '35-'38  
SCHREIBER, Barney, P, '11  
SCHREIBER, Hank, IF, '19  
SCHULMERICHS, Wes, OF, '34  
SCHULT, Art, IF-OF, '56-'57  
SCHULTZ, Howie, IF, '48  
SCHULTZ, Joe, OF, '25  
SCHULTZ, Mike, P, '47  
SCHULZ, Al, P, '11  
SCOTT, Dick, P, '01  
SCOTT, Ed, P, '00  
SCOTT, Everett, IF, '26  
SCOTT, Jack, P, '22  
SEAVER, Tom, P, '77  
SEBRING, Jimmy, OF, '04-'05  
SECORY, Frank, OF, '32  
SEE, Charlie, OF, '19-'21  
SEMINICK, Andy, C, '52-'55  
SEVERID, Hank, C, '11-'13  
SEYMOUR, Cy, OF, '06-'07  
SHAMSKY, Art, P, '67  
SHANER, Watly, IF-OF, '29  
SHAUTE, Joe, P, '34  
SHEAN, Dave, IF, '17  
SHECKARD, Jimmy, OF, '13

SHEEHAN, Tom, P, '24-'25  
SHEVLIN, Jimmy, IF, '32, '34  
SHIVER, Ivey, OF, '34  
SHOFFNER, Mitt, P, '39-'40  
SHOKES, Eddie, IF, '41, '46  
SHORT, Bill, '59  
SHORTEN, Chick, OF, '24  
SHOUN, Clyde, P, '42-'44, '46, '47  
SICKING, Eddie, IF, '20  
SIEGLE, Johnny, OF, '05-'06  
SIGAFODS, Frank, IF, '31  
SILVERA, Al, OF, '55-'66  
SIMMONS, Al, OF, '39  
SIMPSON, Dick, OF, '66-'67  
SIMPSON, Wayne, P, '70-'72  
SINCOCK, Bert, P, '08  
SIPEK, Dick, OF, '45  
SISLER, Dave, P, '68  
SISLER, Dick, IF, '52  
SKAUGSTAD, Dave, P, '57  
SKINNER, Bob, OF, '63-'64  
SLADE, Gordon, IF, '34-'35  
SLAGLE, Walt, P, '10  
SMITH, Bob, P, '36  
SMITH, Chick, P, '13  
SMITH, Elmer, OF, '00  
SMITH, Elmer, OF, '25  
SMITH, Frank, P, '11-'12  
SMITH, Frank, P, '50-'54, '56  
SMITH, Fred, P, '07  
SMITH, George, P, '18  
SMITH, Hal, C, '64  
SMITH, Harry, C, '17-'18  
SMITH, Jimmy, IF, '19  
SMITH, Mitt, IF, '55  
SMITH, Paul, OF, '16  
SMITH, Willie, IF, '71  
SMOOT, Homer, OF, '06  
SOTO, Mario, P, '70  
SPADE, Bob, P, '07-'10  
SPENCER, Daryl, IF, '63  
SPHMAN, Harry, IF, '78  
SPRAGUE, Ed, P, '71-'73  
SPRINGER, Brad, P, '26  
STAHL, Larry, OF, '73  
STALEY, Gerry, P, '55  
STALLCUP, Virgil, IF, '47-'52  
STANAGE, Oscar, C, '06  
STARO, Ray, P, '41-'43  
STEIN, Justin, IF, '38  
STEINFELT, Harry, IF, '00-'05  
STEWART, Jim, IF-OF, '69-'71  
STEWART, Mark, C, '13  
STIMMEL, Archie, P, '00-'02  
STINE, Lee, P, '36  
STONE, Rocky, P, '43  
STOUT, Allyn, P, '33-'34  
STREET, Gabby, C, '04-'05  
STRELECKI, Ed, P, '31  
STRIPP, Joe, IF, '28-'31  
STYLES, Lena, C, '20-'31  
SUGGS, George, P, '10-'13  
SUKEFORTH, Clyde, C, '26-'31  
SULLIVAN, Billy, IF, '35  
SULLIVAN, Tom, C, '25  
SUMMERS, Champ, OF, '77  
SUTTHOFF, Jack, P, '01, '03-'04  
SWANSON, Evar, OF, '29-'30  
SWARTZ, Dazzy, P, '20  
SWORNSTEDT, Len, P, '01-'02  
SZEKELY, Joe, OF, '53

## T

TANNEHILL, Jessie, P, '11  
TAPPE, Ted, IF, '50-'51  
TATUM, Tommy, OF, '47  
TAYLOR, Ben, P, '12  
TAYLOR, Joe, OF, '57  
TAYLOR, Sammy, C, '63  
TEMPLE, Johnny, IF, '52-'59, '64  
THEIS, Jack, P, '20  
THEVENOW, Tommy, IF, '36  
THIELMAN, Henry, P, '02  
THOMAS, Frank, IF-OF, '59  
THOMPSON, Gene, P, '39-'42  
THORPE, Jim, OF, '17  
THURMAN, Bob, OF, '55-'59  
TIEMEYER, Ed, P, '06-'07  
TINKER, Joe, IF, '13  
TIPTON, Eric, OF, '42-'45  
TOLAN, Bobby, OF, '69-'73  
TOMLIN, Dave, OF, '72-'73, '78  
TOMPkins, Chuck, P, '12  
TONEY, Fred, P, '15-'18  
TORRES, Angel, P, '77  
TOZER, Bill, P, '08

TSITOURIS, John, P, '62-'68  
TURNER, Jim, P, '40-'42  
TWINING, Twink, P, '16  
TWOMBLY, George, OF, '14-'16

## U

UHLAENDER, Ted, OF, '72  
UHLER, Harry, OF, '14  
UNSER, Al, C, '56  
USHER, Bob, OF, '46-'47, '50-'51

## V

VALENTINE, Corky, P, '54-'55  
VANCE, Dazzy, P, '34  
VANDER MEER, J, P, '37-'43, '46-'49  
VICKERS, Rube, P, '02  
VOLLMER, Clyde, OF, '42, '46-'48  
VOLZ, Jake, P, '08  
VON KOLNITZ, Fritz, IF, '14-'15  
VOVINKEL, Rip, P, '05  
VUKOVICH, John, IF, '75

## W

WAGNER, Joe, IF, '15  
WAHL, Kermit, IF, '44-'45, '47  
WALKER, Curt, OF, '24-'30  
WALKER, Fred, P, '10  
WALKER, Gee, OF, '42-'45  
WALKER, Harry, OF, '49  
WALKER, Hub, OF, '36-'37  
WALKER, Tom, OF, '04-'05  
WALLACE, OF, '60  
WALTERS, Bucky, P, '38-'48  
WALTERS, Ken, OF, '63  
WANER, Lloyd, OF, '41  
WANNINGER, Paul, IF, '27  
WARD, Jay, P, '70  
WASHBURN, Ray, P, '70  
WEAVER, Jim, P, '38-'39  
WEHMEIER, Herma, P, '45, '47-'54  
WEIMER, Jake, P, '06-'08  
WEINTRAUB, Phil, OF, '37  
WERBER, Bill, IF, '39-'41  
WERNER, Don, C, '75  
WEST, Dick, C-OF, '38-'43  
WEST, Max, OF, '46  
WESTLAKE, Watly, OF, '52  
WEYHING, Gus, P, '01  
WHEELER, George, OF, '10  
WHESNANT, Pete, OF, '57-'61  
WHITE, Jack, IF, '27-'28  
WHITE, Jo-Lo, OF, '44  
WHITFIELD, Fred, IF, '68-'69  
WICKER, Bob, P, '06  
WICKLAND, Al, OF, '13  
WIEAND, Ted, P, '58, '60  
WIGGS, Jimmy, P, '03  
WIGHT, Bill, P, '58  
WILCOX, Mitt, P, '70-'71  
WILLIAMS, Denny, OF, '21  
WILLIAMS, Dewey, C, '48  
WILLIAMS, Ken, OF, '15-'16  
WILLIAMS, Woody, IF, '43-'45  
WILLS, Ted, P, '62  
WILSON, Jimmie, C, '39-'40  
WINGO, Ivy, C, '15-'26, '29  
WISTERT, Whitley, P, '34  
WOLC, Ray, IF, '27  
WOLTER, Harry, OF, '07  
WOOD, Bob, C-IF, '00  
WOOD, HAZEL, OF, '03  
WOOD, Jake, IF, '67  
WOODWARD, Woody, IF, '68-'71  
WORKS, Ralph, P, '12-'13  
WORTHINGTON, Al, P, '63-'64  
WYROSTEK, Johnny, OF, '48-'52  
WYSONG, Bill, P, '30-'32

## Y

YINGLING, Earl, P, '14  
YOUNG, Babe, IF, '47-'48  
YOUNG, Del, OF, '09  
YOUNG, Pep, IF, '01  
YOUNGBLOOD, Joel, OF, '76

## Z

ZACHRY, Pat, P, '76-'77  
ZAHNISER, Paul, P, '29  
ZANNI, Dom, P, '63, '65-'66  
ZIENTARA, Benny, IF, '41, '46-'48  
ZIMMER, Dan, P, '52  
ZIMMERMAN, Jerry, C, '01  
ZITZMAN, Billy, OF, '19, '25-'29  
ZUVERINK, George, P, '54

# Cincinnati Reds

## Most Valuable Players

Eight different Cincinnati Reds have won National League Most Valuable Player of the Year honors since the award was first established in 1931.

Six times during the 1970's a Reds player has captured the honor, two each by Johnny Bench and Joe Morgan and one each by George Foster and Pete Rose.

The first Reds winner was Ernie Lombardi in 1938. Others to win were Bucky Walters, Frank McCormick and Frank Robinson.

Following is a capsulized summary of each Cincinnati player's MVP winning season:

**ERNIE LOMBARDI (1938)** — This Cincinnati catcher won the National League batting title with a mark of .342, becoming only the second backstop in baseball history to win the swat crown. Lombardi played a big role in Cincinnati's climb from eighth place in 1937 to fourth place in 1938. Lombardi collected 229 votes, 63 more than runnerup Bill Lee of Chicago.

**BUCKY WALTERS (1939)** — This righthanded pitcher, who won 27 games against only 11 losses, sparked the Reds to their first pennant in 20 years. Walters also led the league in earned run average at 2.29 and tied for the most strikeouts. He received 303 votes in the balloting while Johnny Mize was runnerup with 178.

**FRANK MC CORMICK (1940)** — This righthanded hitting first baseman batted .309 and led the league in doubles sparking the Reds to their second straight NL pennant. McCormick also led the league in hits for the third straight year and knocked in 127 runs. He received 274 votes, 65 more than runnerup Johnny Mize.

**FRANK ROBINSON (1961)** — This Reds rightfielder sparked Cincinnati to the pennant with his timely hits and consistent power. Robinson batted .323, hit 37 home runs and knocked in 124 runs. He collected 219 votes, 102 more than runnerup Orlando Cepeda.

**JOHNNY BENCH (1970)** — This Reds catcher became the youngest MVP ever when he was a landslide winner at the age of 22. Bench led the majors in home runs (45) and runs batted in (148), becoming the first catcher since Roy Campanella in 1955 to win. He received 326 votes, only 10 short of the maximum attainable. Billy Williams was runnerup with 218.

**JOHNNY BENCH (1972)** — Johnny became the first Cincinnati repeat winner in the MVP balloting as he out-distanced Billy Williams for the second time. Bench hit 40 home runs and knocked in 125 runs. He received 263 votes to Williams' 211.

**PETE ROSE (1973)** — The Reds captain won his third batting championship and set a club record with 230 hits as he won his first Most Valuable Player Award. Rose batted .338 sparking Cincinnati to its second straight division championship. Rose received 274 votes, just 24 more than Willie Stargell in one of the tightest MVP races ever.

**JOE MORGAN (1975)** — This Reds second baseman, who batted .327, hit 17 home runs and knocked in 94 runs, was a whopping MVP winner. It was the largest winning total in history as Morgan amassed 321½ points to runnerup Greg Luzinski's 154 points.

**JOE MORGAN (1976)** — Morgan became only the second player in National League history to win the MVP back-to-back. Only Ernie Banks of Chicago, in 1958-59, had accomplished this. Morgan batted .320, hit 27 homers and knocked in 111 runs. He collected 311 votes to teammate George Foster's 221.

**GEORGE FOSTER (1977)** — Foster crashed 52 home runs and knocked in 149 runs, top-notch credentials for MVP selection. The hard-hitting Reds leftfielder also batted .320. He collected 291 votes, compared to 255 for Philadelphia's Greg Luzinski.



# Reds All-Star Performers

- 1933—Chick Hafey  
1935—Paul Derringer  
1936—Ernie Lombardi, Lew Riggs  
1937—Ernie Lombardi, Lee Grissom  
1938—Ernie Lombardi, Paul Derringer, Ival Goodman, Frank McCormick, Johnny Vander Meer  
1939—Ernie Lombardi, Paul Derringer, Lonnie Frey, Ival Goodman, Frank McCormick, Johnny Vander Meer, Bucky Walters  
1940—Ernie Lombardi, Paul Derringer, Frank McCormick, Bucky Walters  
1941—Paul Derringer, Lonnie Frey, Bucky Walters, Frank McCormick  
1942—Paul Derringer, Frank McCormick, Johnny Vander Meer, Bucky Walters  
1943—Lonnie Frey, Frank McCormick, Eddie Miller, Johnny Vander Meer  
1944—Frank McCormick, Ray Mueller, Bucky Walters, Eddie Miller  
1946—Ewell Blackwell, Ray Lamanno, Eddie Miller  
1947—Ewell Blackwell, Bert Haas, Eddie Miller  
1948—Ewell Blackwell  
1949—Ewell Blackwell, Walker Cooper  
1950—Ewell Blackwell, Johnny Wyrostek  
1951—Ewell Blackwell, Johnny Wyrostek  
1952—Grady Hatton  
1953—Gus Bell, Ted Kluszewski  
1954—Gus Bell, Ted Kluszewski  
1955—Smoky Burgess, Joe Nuxhall, Ted Kluszewski  
1956—Ed Bailey, Gus Bell, Ted Kluszewski, Brooks Lawrence, Roy McMillan, Joe Nuxhall, Frank Robinson, Johnny Temple  
1957—Ed Bailey, Gus Bell, Don Hoak, Roy McMillan, Frank Robinson, Johnny Temple  
1958—George Crowe, Bob Purkey  
1959—Vada Pinson, Frank Robinson, Johnny Temple  
1960—Ed Bailey, Bill Henry, Vada Pinson  
1961—Joey Jay, Eddie Kasko, Bob Purkey, Frank Robinson  
1962—Bob Purkey, Frank Robinson (2nd game only)  
1963—John Edwards, Jim O'Toole  
1964—Leo Cardenas, John Edwards  
1965—Leo Cardenas, John Edwards, Sam Ellis, Jim Maloney, Frank Robinson, Pete Rose  
1966—Leo Cardenas, Bill McCool  
1967—Tommy Helms, Tony Perez, Pete Rose  
1968—Johnny Bench, Pete Rose, Tommy Helms, Leo Cardenas  
1969—Johnny Bench, Lee May, Tony Perez, Pete Rose  
1970—Johnny Bench, Jim Merritt, Tony Perez, Pete Rose, Wayne Simpson  
1971—Johnny Bench, Clay Carroll, Lee May, Pete Rose  
1972—Johnny Bench, Clay Carroll, Gary Nolan, Joe Morgan  
1973—Johnny Bench, Jack Billingham, Dave Concepcion, Joe Morgan, Pete Rose  
1974—Johnny Bench, Joe Morgan, Tony Perez, Pete Rose  
1975—Johnny Bench, Joe Morgan, Pete Rose, Tony Perez, David Concepcion  
1976—Johnny Bench, Joe Morgan, Pete Rose, Tony Perez, George Foster, Dave Concepcion, Ken Griffey  
1977—Johnny Bench, Joe Morgan, Pete Rose, George Foster, Dave Concepcion, Ken Griffey, Tom Seaver  
1978—Johnny Bench, Joe Morgan, Pete Rose, George Foster, Dave Concepcion, Tom Seaver

## Reds Three-Time All-Star Hosts

The All-Star game has been played in Cincinnati three times since it was first begun in 1933.

Twice it was staged at Crosley Field — in 1938 and 1953 — and once at Riverfront Stadium, in 1970. All three games saw the National League win.

# Championship Series History

The Reds have played in half of the National League Championship Series since they first began in 1969 when baseball went to divisional play. Cincinnati has made five appearances in the post-season playoffs, winning four of the five. Following is a summary of those Championship Series:

## 1970

The Reds made their first appearance in the Championship Series in 1970 — the second year of the post-season competition — and swept three straight games from the Pittsburgh Pirates.

In the opener that year Gary Nolan and Dock Ellis each pitched nine scoreless innings before the Reds broke loose for three in the 10th. Pete Rose singled home pinch-hitter Ty Cline, who had led off with a triple, getting the Reds on the scoreboard and Lee May followed with a two-run insurance single.

The Reds won the second game 3-1 as Bobby Tolan scored three times. Jim Merritt recorded the victory. And in the final that year the Reds beat the Pirates 3-2 as Tolan singled home Rose with the winning run in the eighth inning.

## 1972

This Series is one of those unforgettable ones. It was the Series of Johnny Bench's dramatic home run; of Roberto Clemente's last game; of Bob Moose's wild pitch.

Pittsburgh won the opener 5-1, but the Reds came back to even things up with a 5-3 triumph in Game 2. The Pirates took a 2-1 advantage after the third game as they scored a 3-2 decision. But in Game 4 Ross Grimsley pitched a two-hitter — both hits were by Clemente — as the Reds stormed to a 7-1 triumph. Then came the big fifth game.

The Pirates led 3-2 going to the bottom of the ninth inning. Bench, who was facing Dave Giusti, fouled off several pitches before drilling a game-tying home run over the right center field fence. Then with two outs, George Foster was on third base when Moose uncorked a wild pitch. Foster came home and the Reds won the pennant with a 4-3 victory.

## 1973

This Series went five games, too, and it was the first and only one the Reds have lost.

The 1973 Series will long be remembered for the Game 3 incident involving Rose and Bud Harrelson who started a brawl that brought both benches on to the field and a barrage of debris from the Shea Stadium stands.

The Reds won the Series opener, 2-1, as Bench hit a ninth inning home run. The next day it was 5-0 Mets. The Mets beat the Reds 9-2 in Game 3, which was held up about 20 minutes while order was being restored.

Rose was the Reds' hero in Game 4. He hit a 12th inning game-winning home run to tie the series. But in Game 5 Tom Seaver was the

*(Continued on Page 116)*

winner, 7-2, as the Mets snapped a 2-2 tie in the fifth with a four-run outburst.

### 1975

Stealing 11 bases in 11 attempts, the Reds won the National League pennant with three straight victories over the Pittsburgh Pirates.

Joe Morgan stole three bases sparking an 8-3 opening game win while Ken Griffey stole three more in a 6-1 triumph in Game 2. Griffey was a big hitter in Game 1, knocking in three runs while Tony Perez and Dave Concepcion sparked the offense in Game 2 with three hits each.

The Reds overcame a 14-strikeout performance by John Candelaria to win Game 3. Concepcion and Rose hit home runs as the Reds won the game 5-3 in 10 innings.

### 1976

Cincinnati made it another sweep, this time over the Philadelphia Phillies. Comebacks highlighted the Reds win.

The Reds won the opener, 6-3, sparked by Pete Rose, who raised his lifetime LCS batting average to .378 during the Series.

In the second game, Jim Lonborg held the Reds hitless until the sixth inning when the Reds exploded for four runs, wiping out a 2-0 deficit. The big blow of that inning was a three-run error off the glove of Richie Allen.

Cincinnati made one of their patented Frank Merriwell finishes in Game 3. Trailing the Phillies 6-4 in the bottom of the ninth, George Foster and Johnny Bench homered off Ron Reed to tie the score. Ten moments later Dave Concepcion slid safely across the plate, scoring on Ken Griffey's high bounding infield hit.

## Championship Series Results

Year	Game	Date	Site	Score	Winner	Loser	Att.
1970	1	10-3	Pitt.	Reds 3, Pirates 0 (10)	Nolan	Ellis	33,088
	2	10-4	Pitt.	Reds 3, Pirates 1	Merritt	Walker	39,317
	3	10-5	Cin.	Reds 3, Pirates 2	Wilcox	Moose	40,538
1972	1	10-7	Pitt.	Pirates 5, Reds 1	Blass	Gullett	50,476
	2	10-8	Pitt.	Reds 5, Pirates 3	Hall	Moose	50,584
	3	10-9	Cin.	Pirates 3, Reds 2	Kison	C. Carroll	52,420
	4	10-10	Cin.	Reds 7, Pirates 1	Grimsley	Ellis	39,447
	5	10-11	Cin.	Reds 4, Pirates 3	C. Carroll	Giusti	41,887
1973	1	10-6	Cin.	Reds 2, Mets 1	Borbon	Seaver	53,431
	2	10-7	Cin.	Mets 5, Reds 0	Matlack	Gullett	54,041
	3	10-8	N.Y.	Mets 9, Reds 2	Koosman	Grimsley	53,967
	4	10-9	N.Y.	Reds 2, Mets 1 (12)	C. Carroll	Parker	50,786
	5	10-10	N.Y.	Mets 7, Reds 2	Seaver	Billingham	50,323
1975	1	10-4	Cin.	Reds 8, Pirates 3	Gullett	Reuss	54,633
	2	10-5	Cin.	Reds 6, Pirates 1	Norman	Rooker	54,752
	3	10-7	Pitt.	Reds 5, Pirates 3 (10)	Eastwick	Hernandez	46,355
1976	1	10-9	Phil.	Reds 6, Phils 3	Gullett	Carlton	62,640
	2	10-10	Phil.	Reds 6, Phils 2	Zachry	Lonborg	62,651
	3	10-12	Cin.	Reds 7, Phils 6	Eastwick	Garber	55,047



cincinnati reds®

## 580 Gift Shop

... a great place. Something for fans of all ages. Unique gift items and souvenirs, many that are 580 "exclusives." From art prints, fine jewelry and glassware to Reds jackets, caps and player posters.

### gift ideas from 580

- Ladies Mascot Watch, gold timepiece with velvet band . . . . . **32.95(\$1)**
- Reds Scrub Set, soap and sponge baseball mitt with emblem. **4.95(.75)**
- Reds Pewter Mug, Reed & Barton Pewter . . . . . **49.95(\$1)**
- Cross Pen/Pencil with Reds emblem:
  - Pen/Pencil, 14K filled . . . . . **40.00(\$1)**
  - Pen only, 14K filled . . . . . **20.00(\$1)**
  - Pen/Pencil, chrome . . . . . **20.00(\$1)**
  - Pen or Pencil, chrome . . . . . **10.00(\$1)**
- Reds Tie Tac, Reds emblem, 14K gold . . . . . **35.00(\$1)**
- Mushroom Cooler, footstool top, opens to styrofoam cooler, white vinyl with Reds emblem on top . . . . . **24.95(\$2)**
- Reds Wooden Desk Set, Parker Pen, gold plaque with '78 Reds signatures, for home or office . . . **24.00(\$1)**
- Reds Field Jacket, nylon, flannel lined, white satin lettering, knit collar, cuffs & waist . . . . . **34.95(\$1)**
- Reds Nite Shirt
  - adult sizes only S,M,L,XL . . . **6.50(.50)**
- Reds Roll-up Hat (7¼-7½) . . . . . **6.50(.50)**

- Reds Glassware
  - Reds Mugset, set of 4 . . . . . **5.95(1.50)**
  - '76 World Champs, set of 8 **5.95(1.50)**
  - Team of the '70s, set of 8 . . . **5.95(1.50)**
- Reds Tube Sox, S,M,L . . . . . **1.75(.50)**
- Reds Ball Point Pen, Sheaffer. **1.99(.25)**
- Reds Tie, red with blue emblems or blue with red emblems . . . . . **12.00(\$1)**
- Reds Crystalite Desk Accessories
  - Pen with weight stand . . . . . **10.75(.75)**
  - Hold-a-note Clip, weighted. **9.75(.75)**
  - Paperweight . . . . . **7.00(.50)**
- Reds Pro-model Baseball cap, wool blend, sizes 6½-7¼ . . . . . **8.95(.75)**
- Mr. Red Doll, white plush with red, 24" high, meets all federal safety regulations . . . . . **21.95(1.50)**
- Reds Corduroy Pillow, red with Mr. Red emblem, 16" x 16" . . . . . **5.50(.75)**
- Reds VIP Bat, Louisville Slugger with your name, bats shipped from factory . . . . . **20.00**
- Reds Jumbo Glass Set, set of two, 32 ounces each . . . . . **4.95(\$1)**
- Reds 1978 Yearbook . . . . . **1.50(.50)**

## 580 Gift Shop

580 Bldg., 6th & Walnut, downtown Cincinnati. Open Mon. thru Sat., 7:30 'til 5:30 and up until gametime before all home games. Master Charge accepted.

**TO ORDER BY MAIL:** List item(s) desired. Amount in parentheses indicates postage/handling charge. Residents of Ohio add 4½% sales tax. Make check or money order payable to Cincinnati Reds, Inc., and send to: Cincinnati Reds, 100 Riverfront Stadium, Cincinnati, Ohio 45202.

## Cincinnati Reds Roster

No.	Pitchers (19)	1978 Club	G	W-L	ERA	B-T	HT.	WT.	Birthdate	Birthplace
40	BAIR, Doug	Reds	70	7-6	1.98	R-R	6-0	180	8-22-49	Melrose, OH
38	BERENYI, Bruce	Nashville	23	10-5	2.47	R-R	6-3	205	8-21-54	Bryan, OH
42	BONHAM, Bill	Reds	23	11-5	3.54	R-R	6-3	195	10- 1-48	Glendale, CA
34	BORBON, Pedro	Reds	62	8-2	5.00	R-R	6-2	200	12- 2-46	Valverde, D.R.
44	CAPILLA, Doug	Indianapolis	22	10-6	5.47	L-L	5-8	175	1- 7-52	Honolulu, HI
		Reds	6	0-1	9.82					
48	COMBE, Geoff	Nashville	66	12-6	1.89	R-R	6-2	185	2- 1-56	Melrose, MA
48	DAWLEY, Bill	Nashville	27	7-13	4.02	R-R	6-4	205	2- 6-58	Norwich, CT
50	DUMOULIN, Dan	Indianapolis	32	12-6	4.17	R-R	6-0	185	8-20-53	Kokomo, IN
		Reds	3	1-0	1.80					
43	HOWELL, Jay	Nashville	28	9-14	3.09	R-R	6-3	200	11-26-55	Miami, FL
47	HUME, Tom	Reds	42	8-11	4.14	R-R	6-1	180	3-29-53	Cincinnati, OH
51	LaCOSS, Mike	Indianapolis	19	11-5	3.47	R-R	6-4	190	5-30-56	Glendale, CA
		Reds	16	4-8	4.50					
54	MOORE, David	Indianapolis	29	12-6	4.83	R-R	6-2	185	9-19-54	Lexington, KY
31	MOSKAU, Paul	Indianapolis	4	1-1	3.08	R-R	6-2	210	12-20-53	St. Joseph, MO
		Reds	26	6-4	3.97					
32	NORMAN, Fred	Reds	36	11-9	3.71	B-L	5-8	170	8-20-42	San Antonio, TX
53	PASTORE, Frank	Nashville	22	6-8	3.49	R-R	6-2	205	8-21-57	Alhambra, CA
		Indianapolis	4	0-2	6.94					
45	SARMIENTO, Manny	Reds	63	9-7	4.39	R-R	5-11	170	2- 2-56	Cagua, VENEZ.
41	SEAVER, Tom	Reds	36	16-14	2.87	R-R	6-1	210	11-17-44	Fresno, CA
36	SOTO, Mario	Indianapolis	26	9-12	5.02	R-R	6-0	180	7-12-56	Bani, D.R.
		Reds	5	1-0	2.50					
37	TOMLIN, Dave	Reds	57	9-1	5.81	L-L	6-3	185	6-22-49	Maysville, KY

No.	Catchers (3)	1978 Club	G	Avg.	HR	RBI	B-T	HT.	WT.	Birthdate	Birthplace
5	BENCH, Johnny	Reds	120	.260	23	73	R-R	6-1	215	12- 7-47	Oklahoma City, OK
9	CORRELL, Vic	Indianapolis	33	.260	6	19	R-R	5-9	175	2- 5-46	Florence, SC
		Reds	52	.238	1	6					
7	WERNER, Don	Indianapolis	40	.240	3	22	R-R	6-1	185	3- 8-53	Appleton, WI
		Reds	50	.150	0	11					

### No. Infielders (10)

23	AUERBACH, Rick	Reds	63	.327	2	5	R-R	6-0	175	2-15-50	Glendale, CA
13	CONCEPCION, Dave	Reds	153	.301	6	67	R-R	6-1	180	6-17-48	Aragua, VENEZ.
58	DeFREITES, Arturo	Indianapolis	131	.327	32	101	R-R	6-2	195	4-26-53	San Pedro de Macoris, D.R.
		Reds	9	.211	1	2					
22	DRIESSEN, Dan	Reds	153	.250	16	70	L-R	5-11	190	7-29-51	Hilton Head, SC
26	KENNEDY, Junior	Reds	89	.255	0	11	R-R	6-0	185	8- 9-50	Fort Gibson, OK
25	KNIGHT, Ray	Reds	83	.200	1	4	R-R	6-2	185	12-28-52	Albany, GA
8	MORGAN, Joe	Reds	132	.236	13	75	L-R	5-7	160	9-19-43	Bonham, TX
16	OESTER, Ron	Indianapolis	135	.259	7	49	R-R	6-1	175	5- 5-56	Cincinnati, OH
		Reds	6	.375	0	1					
57	SANTO DOMINGO, Rafael	Nashville	22	.205	2	7	B-R	6-0	160	11-24-55	Orocovis, P.R.
		Indianapolis	49	.265	2	15					
12	SPILMAN, Harry	Indianapolis	133	.295	13	79	L-R	6-1	185	7-18-54	Albany, GA
		Reds	4	.250	0	0					

### No. Outfielders (8)

29	COLLINS, Dave	Reds	102	.216	0	7	B-L	5-10	175	10-20-52	Rapid City, SD
15	FOSTER, George	Reds	158	.281	40	120	R-R	6-1	190	12- 1-48	Tuscaloosa, AL
20	GERONIMO, Cesar	Reds	122	.226	5	27	L-L	6-2	175	3-11-48	El Seibo, D.R.
30	GRIFFEY, Ken	Reds	158	.288	10	63	L-L	6-0	195	4-10-50	Donora, PA
19	HENDERSON, Ken	Reds/Mets	71	.175	4	23	B-R	6-3	190	6-15-46	Manning, IA
56	HOUSEHOLDER, Paul	Tampa	123	.248	9	42	R-R	6-0	180	9- 4-58	North Haven, CT
55	MILNER, Eddie	Tampa	133	.284	8	44	L-L	6-0	170	5-21-55	Griffin, GA
28	SUMMERS, Champ	Indianapolis	132	.368	34	124	L-R	6-2	205	6-15-48	Bremerton, WA
		Reds	13	.257	1	3					

# 1979 Pre-Season Schedule

Day	Date	Opponent	Time	Reds	Opp.	Record
Sat.	Mar. 10	Toronto at Dunedin	1:30	_____	_____	_____
Sun.	Mar. 11	Pittsburgh at Tampa	1:30	_____	_____	_____
Mon.	Mar. 12	Houston at Cocoa	1:30	_____	_____	_____
Tue.	Mar. 13	Los Angeles at Vero Beach	1:30	_____	_____	_____
Wed.	Mar. 14	Toronto at Tampa	1:30	_____	_____	_____
Thur.	Mar. 15	Chicago (AL) at Tampa	1:30	_____	_____	_____
Fri.	Mar. 16	Minnesota at Orlando	1:30	_____	_____	_____
Sat.	Mar. 17	Kansas City at Tampa	1:30	_____	_____	_____
Sun.	Mar. 18	St. Louis at St. Petersburg	1:30	_____	_____	_____
Mon.	Mar. 19	Philadelphia at Clearwater	1:30	_____	_____	_____
Tue.	Mar. 20	Boston at Winter Haven	1:30	_____	_____	_____
Wed.	Mar. 21	Minnesota at Tampa	1:30	_____	_____	_____
Thur.	Mar. 22	Chicago (AL) at Sarasota	1:30	_____	_____	_____
Fri.	Mar. 23	Los Angeles at Tampa	1:30	_____	_____	_____
Sat.	Mar. 24	New York (NL) at Tampa	1:30	_____	_____	_____
Sun.	Mar. 25	Boston at Tampa	1:30	_____	_____	_____
Mon.	Mar. 26	St. Louis at Tampa	1:30	_____	_____	_____
Tue.	Mar. 27	Chicago (AL) at Sarasota	1:30	_____	_____	_____
Wed.	Mar. 28	Kansas City at Ft. Myers	1:30	_____	_____	_____
Thur.	Mar. 29	Philadelphia at Tampa	1:30	_____	_____	_____
Fri.	Mar. 30	Houston at Tampa	1:30	_____	_____	_____
Sat.	Mar. 31	New York (NL) at St. Petersburg	7:30	_____	_____	_____
Sun.	Apr. 1	Pittsburgh at Bradenton	1:30	_____	_____	_____
Mon.	Apr. 2	Detroit at Lakeland	8:00	_____	_____	_____
Tue.	Apr. 3	St. Louis at Tampa	11:30	_____	_____	_____

## Spring Training Numerical Roster

2—Nixon, coach	16—Oester, inf	32—Norman, p	47—Hume, p
3—McNamara, mgr	19—Henderson, of	34—Borbon, p	48—Combe, p
4—Dunlop, coach	20—Geronimo, of	36—Soto, p	49—Dawley, p
5—Bench, c	22—Driessen, inf	37—Tomlin, p	50—Dumoulin, p
6—Fischer, coach	23—Auerbach, inf	38—Berenyi, p	51—LaCoss, p
7—Werner, c	25—Knight, inf	40—Bair, p	53—Pastore, p
8—Morgan, inf	26—Kennedy, inf	41—Seaver, p	54—Moore, p
9—Correll, c	28—Summers, of	42—Bonham, p	55—Milner, of
11—Plaza, coach	29—Collins, of	43—Howell, p	56—Householder, of
12—Spilman, inf	30—Griffey, of	44—Capilla, p	57—Santo Domingc, inf
13—Concepcion, inf	31—Moskau, p	45—Sarmiento, p	58—DeFreites, inf
15—Foster, of			

# 1978 Spring Training Statistics

Hitting	Ave.	G	AB	R	H	2B	3B	HR	RBI	SB-CS
Armbrister	.000	9	7	1	0	0	0	0	1	0-0
Auerbach	.324	22	37	8	12	5	0	1	2	1-0
Bench	.237	15	38	6	9	3	0	3	7	0-0
Collins	.375	17	32	6	12	2	1	0	6	2-1
Concepcion	.232	19	56	5	13	3	2	1	7	1-1
Driessen	.253	23	75	13	19	1	2	3	9	3-2
Foster	.282	23	71	13	20	1	0	8	14	1-0
Geronimo	.239	21	71	8	17	3	0	1	9	2-0
Grace	.000	4	1	0	0	0	0	0	0	0-0
Griffey	.354	21	79	14	28	2	2	0	5	3-2
Kennedy	.357	24	42	5	15	2	0	0	6	0-2
Knight	.293	24	41	8	12	4	0	0	5	0-0
Lum	.326	18	43	7	14	2	0	2	11	0-0
Morgan	.186	15	43	4	8	1	0	0	6	1-0
Mutz	.000	2	1	1	0	0	0	0	0	0-0
Oester	.143	6	7	1	1	0	0	0	0	0-0
Plummer	.222	13	27	1	6	2	0	0	5	0-0
Rose	.345	20	58	10	20	0	2	0	4	0-0
Santo Domingo	.000	4	2	0	0	0	0	0	0	0-0
Spilman	.100	9	10	1	1	0	0	0	0	0-0
Summers	.176	17	17	2	3	1	0	1	1	0-0
Werner	.345	13	29	3	10	1	0	1	3	0-1

\*Reds Totals .275 25 829 117 228 34 9 20 106 12-9

\*Includes pitchers' hitting

Pitching	ERA	W-W	G	IP	H	R-ER	BB	SO	Longest
Bair	4.00	2-1	8	9	8	6-4	4	4	2
Bonham	2.77	3-1	5	25.2	23	9-8	6	21	7
Borbon	0.82	1-0	7	11	5	1-1	3	1	3
Capilla	4.24	1-1	11	17.1	12	8-8	11	6	3
Downing	4.09	0-0	7	11	11	5-5	7	7	3
Dumoulin	0.00	0-0	1	1	0	0-0	1	0	1
Ferreyra	1.50	1-1	3	6	3	1-1	1	3	4
Hume	4.70	2-2	6	22.2	27	12-12	4	6	6
LaCoss	4.91	1-1	4	11	11	6-6	7	4	4
Moore	18.00	0-0	1	1	2	2-2	2	0	1
Moskau	9.00	0-2	6	23	33	24-23	13	15	6
Murray	6.30	2-0	9	10	9	8-7	6	2	2
Norman	1.87	0-0	5	24	19	6-5	8	15	6
O'Keeffe	18.00	0-0	1	4	3	2-2	1	0	1
Pastore	0.00	0-0	1	2	1	0-0	0	0	1
Sarmiento	4.15	0-1	8	12.2	10	7-6	6	11	4
Seaver	4.05	1-0	5	20	19	9-9	4	14	6
Soto	7.50	0-0	3	6.1	9	8-5	6	8	2.1
Tomlin	1.50	0-0	4	6	5	1-1	1	4	2
Torres	4.50	0-1	1	2.1	3	1-1	3	1	2.1

Reds Totals 4.32 14-11 25 223 212 116-107 94 122 —

Home Attendance 50,753 (10 games; 5,075 ave.) (3 SRO)

Road Attendance 82,060 (14 games; 5,861 ave.) (13 SRO)

Neutral Site 14,131 (1 game; 14,131 ave.) (1 SRO)

# SPRING TRAINING

## Headquarters

International Inn Motel  
Westshore & Kennedy Blvds.  
Tampa, Florida 33609  
813-877-7611

## Training Camp

Al Lopez Field  
Dale Mabry & Tampa Bay Blvd.  
P.O. Box 4648  
Tampa, Florida 33677  
813-879-0205

## Reporting Dates

Batterymen—Feb. 23  
First Workout—Feb. 24  
Remainder of Squad—Feb. 28  
First Workout—March 1

## Minor League Complex

Redsland  
Hines Street & Columbus Avenue  
Tampa, Florida 33677  
813-879-0253

The spring training home for the Reds is Tampa, Fla., about 1,000 miles down Interstate 75 from Cincinnati. This is the 46th year of training in Tampa since the Reds first went to the Cigar City in 1931, training there continuously except for three years during World War II when travel restrictions sent the Reds to the Indiana University campus in Bloomington.

The Reds play their home Grapefruit League pre-season games at Al Lopez Field on Tampa's West Side. The field is named in honor of Hall of Famer Al Lopez, a Tampa native.

Early training and site of Cincinnati's minor league spring headquarters is Redsland, a \$250,000 complex consisting of four baseball diamonds, a central observation tower, four batting cages and three warm up pitching areas.

Redsland, which is located three blocks south of Al Lopez Field on Tampa's Dale Mabry Avenue, is built on a 1,000 by 1,230-foot lot. It was constructed in 1969 after the Tampa Sports Authority built Tampa Stadium on the Reds' former minor league complex.

This spring the Reds play a 25-game pre-season schedule. Twelve of the games will be played at Al Lopez Field.

Cincinnati pitchers and catchers report to Redsland Feb. 23 with the first workout scheduled Feb. 24. The remainder of the squad reports Feb. 28 with the first workout March 1. The first pre-season game is March 10 against the Toronto Blue Jays in Dunedin.

## Year-by-Year Spring Training Sites

Year	Location	Year	Location
1895	Mobile, Alabama	1910-1911	Hot Springs, Arkansas
1896-1897	New Orleans, Louisiana	1912	Columbus, Georgia
1898	Fort Worth, Texas	1913	Mobile, Alabama
1899	Columbus, Georgia	1914-1915	Alexandria, Louisiana
1900	New Orleans, Louisiana	1916-1917	Shreveport, Louisiana
1901-1902	Cincinnati, Ohio	1918	Montgomery, Alabama
1903	Augusta, Georgia	1919	Waxahachie, Texas
1904	Dallas, Texas	1920	Miami, Florida
1905	Jacksonville, Florida	1921	Cisco, Texas
1906	San Antonio, Texas	1922	Mineral Wells, Texas
1907	Marlin, Texas	1923-1930	Orlando, Florida
1908	St. Augustine, Florida	1931-1942*	Tampa, Florida
1909	Atlanta, Georgia	1943-1945	Bloomington, Indiana
		1946-1979	Tampa, Florida

\*In 1936, Reds trained at San Juan, Puerto Rico from Feb. 10 to March 10 and from March 10 to March 30 at Tampa.



WELCOME TO TAMPA ...  
TRAINING HEADQUARTERS FOR  
CINCINNATI REDS

TICKETS

**SPRING TRAINING**

## Reds on Radio Network

<b>OHIO</b>			<b>KENTUCKY</b>		
Archbold	WHFD	95.9	Bardstown	WBRT	1320
Athens	WXTQ	105.5	Bowling Green	WLBJ	1410
Bellevue	WNRR	92.1	Central City	WNES	1050
Cambridge	WILE	96.7		WNES-FM	101.9
Celina	WKKI	94.3	Corbin	WCCT	680
Chillicothe	WBEX	1490	Cynthiana	WCYN	1400
	WBEX-FM	93.3		WCYN-FM	102.3
Circleville	WNRE	1540	Danville	WHIR	1230
	WNRE-FM	107.1	Eminence	WSTL	1600
Columbus	WRMZ	99.7	Frankfort	WKYW	104.9
Dayton	WHIO	1290	Glasgow	WKAY	1490
Findlay	WHMQ	100.5		WGGC	95.1
Gallipolis	WJEH	990	Grayson	WGOH	1370
	WYPC	101.5		WGOH-FM	102.3
Georgetown	WURD	97.7	Hazard	WSGS	101.1
Hillsboro	WSRW	106.7	Jamestown	WJRS	103.1
Ironton	WIRO	1230	Jenkins	WREM	1000
Lancaster	WHOK	95.5		WREM-FM	94.3
Lima	WIMA	1150	Lexington	WBLG	1300
Marietta	WMOA	1490	Louisa	WVKY	1270
Middleport/ Pomeroy	WMPO	1390	Louisville	WAVE	970
Middletown	WMPO-FM	92.1	Madisonville	WKTG	730
Mt. Vernon	WPFB	910		WKTG-FM	93.9
Newark	WMVO-FM	93.7	Maysville	WFTM	1240
	WHTH	1000		WFTM-FM	95.9
Piqua	WNKO	101.7	Munfordville	WLOC	1150
	WPTW	1570		WLOC-FM	102.3
	WPTW-FM	95.7	Pikeville	WDHR	92.1
Portsmouth	WPAY	1400	Pineville	WANO	1230
	WPAY-FM	104.1	Prestonsburg	WDOC	95.5
Springfield	WBLV	102.9	Richmond	WEKY	1340
Wellston	WKOV	1330	Somerset	WSFC	1240
	WKOV-FM	96.7		WSEK	96.7
Zanesville	WHIZ	1240	Vanceburg	WKKS	1570
			West Liberty	WLKS	1450
			Winchester	WKDJ	100.1
<b>INDIANA</b>			<b>VIRGINIA</b>		
Anderson	WHBU	1240	Gate City/ Kingsport	WGAT	104.9
Aurora	WSCH	99.3	Grundy	WMJD	97.7
Bedford	WBIW	1340	Marion	WMEV	1010
	WBIF	105.5		WMEV-FM	93.9
Bloomington	WGTC	92.3	Norton	WNVA	106.3
Bluffton	WCRD	100.1	Pennington Gap	WSWV	1570
Columbus	WWWY	104.9		WSWV-FM	105.5
Connorsville	WCNB	100.3	<b>WEST VIRGINIA</b>		
Corydon	WPDF	1550	Beckley	WJLS	560
Crawfordsville	WCVL	1550	Bluefield	WHIS	1440
Greensburg	WTRE	107.3	Charleston	WCHS	580
Hartford City	WWHC	104.9	Huntington	WGNT	930
Jasper	WITZ	104.7	Logan	WVOW	1290
Kokomo	WIOU	1350		WVOW-FM	101.9
Muncie	WLBC	1340	Montgomery	WMON	1340
New Castle	WCTW	1550	Parkersburg	WPAR	1450
Portland	WPGW	1440	Welch	WXEE	1340
Richmond	WKBV	1490	Wheeling/Bellaire	WOMP	1290
	WRIA	101.3	Williamson	WBTH	1400
Rushville	WRCR	94.3	<b>TENNESSEE</b>		
Scottsburg	WMPI	100.9	Athens	WLAR	1450
Shelbyville	WVSV	1520	Clinton/Knoxville	WYSH	104.9
Terre Haute	WTHI	1480	Erwin	WXIS	103.9
Vevay	WAVV	95.9	Lebanon	WCOR	107.3
Wabash	WKUZ	95.9	Livingston	WLIV	920
Winchester	WIUC	98.3		WLIV-FM	95.9
<b>FLORIDA</b>					
Dunedin	WWQT	1470			

As of Dec. 19, 1978. List subject to change.



Marty Brennaman



Joe Nuxhall

## Reds Radio Network

Marty Brennaman and Joe Nuxhall call the play-by-play action on the Cincinnati Reds Radio network. All regular season and pre-season games are aired on flagship station WLW in Cincinnati and the Reds Radio network.

Heading the Reds network, which is more than 110 stations in nearly 100 markets in seven states, is WHIO in Dayton. Other major outlets in Reds' Country are WAVE in Louisville, WBLG in Lexington, WRMZ in Columbus, and WGNT in Huntington.

The Stroh Brewery Company is the prime sponsor on WLW and the network.

Marathon Oil is a co-sponsor on WLW and the network. Kahn's is a participating sponsor on both WLW and the network.

Conwood Tobacco Co. and Kings Island are participating sponsors on the network. The First National Bank of Cincinnati, Frisch's Restaurants and Pepsi Cola are co-sponsors on WLW. Riverside Ford is a participating sponsor on WLW.

Brennaman is in his sixth season as the Reds' play-by-play announcer while Nuxhall is in his 13th.



Bill Brown

## Reds Television Network

WLW Television in Cincinnati holds the television rights to Reds games in 1979. Flagship station on the network is WLWT, Channel 5. Bill Brown is play-by-play commentator for the 1979 season. He's in his fourth season on the Reds telecasts. The Pabst Brewing Co. is the major sponsor for television.

### Television Network

Cincinnati	5	WLWT	4	WTTV
Columbus	4	WCMH	18	WLEX
Dayton	2	WDTN	35	WLIO
Ft. Wayne	33	WKJG	32	WLKY
Huntington	3	WSAZ	17	WZTV
		Indianapolis		
		Lexington		
		Lima		
		Louisville		
		Nashville		

## Reds Minor League Review cont'd.

### Tampa Tarpons (61-73)

Player	AB	H	HR	RBI	Pct.	Pitcher	G	W-L	IP	BB	SO	ERA
Dahl	130	27	0	8	.208	Brown	17	7-6	117	22	73	1.31
Guarnaccia	72	15	2	12	.208	Buckle	26	4-11	129	72	74	4.06
Harris	251	63	0	31	.251	Dye	46	3-5	71	31	65	2.04
Hendrickson	204	41	0	17	.201	Jensen	30	4-7	73	20	34	3.96
Herring	325	74	6	44	.228	King	3	0-3	11	7	3	7.36
Hopper	399	98	0	25	.246	Leibrandt	6	4-1	26	17	40	0.77
Householder	415	103	9	42	.248	Lombardo	10	4-3	53	30	24	3.42
Hudson	288	65	0	18	.226	Mayer	15	7-4	99	35	75	2.01
Ingraham	268	65	1	27	.243	Moore	36	4-6	71	27	36	4.46
Jendra	127	29	0	5	.228	Morrow	41	2-5	55	24	23	4.61
Kotchman	115	22	0	5	.191	Newcomer	22	5-11	136	44	87	2.72
McClendon	369	82	0	27	.222	Price	23	10-4	165	51	128	1.48
Milner	497	141	8	44	.284	Stryker	44	7-6	87	41	49	1.66
Moretto	152	37	2	17	.243							
Pyka	364	91	1	30	.250							
Sarrett	37	8	0	5	.216							

### Shelby Reds (75-64)

Aldrich	77	24	1	15	.312	Breitenbach	29	4-3	77	25	42	2.34
Carr	453	115	6	51	.254	Brito	30	10-8	155	67	107	3.66
Christmas	352	88	9	40	.250	Gibson	24	9-6	140	71	71	3.02
Harris	76	14	0	6	.184	Gosse	27	7-12	166	65	107	3.09
Kopsky	148	36	0	15	.243	Hughes	26	11-5	164	61	57	2.14
Kuchar	362	81	7	77	.224	Lorenz	11	5-3	63	25	36	3.71
McArdle	390	95	2	33	.244	Meyer	40	8-4	62	62	52	3.48
Mugele	40	5	0	3	.125	Mihlbachler	8	1-0	30	14	22	4.20
Norko	54	6	0	6	.111	Neunschwander	53	8-7	76	52	76	2.72
Pimentel	389	101	3	34	.260	Ortiz	9	1-1	16	8	7	4.50
Ventress	180	39	2	29	.217	Scherrer	10	0-2	31	26	18	4.06
Waller	430	112	13	63	.260	Willett	40	5-6	92	51	60	3.62
Watkins	427	95	9	63	.222							

### Eugene Emeralds (35-34)

Cauley	200	49	9	32	.245	Arnold	17	5-5	72	31	33	5.25
Corbett	153	41	1	22	.268	Glynn	12	0-6	48	22	26	4.31
Feliz	286	85	4	32	.297	King	19	1-2	33	29	30	8.18
Halasz	189	51	2	22	.270	Lahti	16	1-5	53	21	32	4.42
Hoenstine	270	83	1	40	.307	Leibrandt	3	2-0	20	5	18	4.05
Hornaman	98	26	3	12	.265	Lesley	13	5-4	79	26	60	5.01
Jacobson	266	82	7	57	.308	Ortiz	12	0-1	30	16	19	3.00
Kripner	126	25	3	24	.198	Sarmiento	23	4-1	41	18	36	3.73
Rincones	250	60	0	28	.240	Scherrer	13	6-4	84	42	87	3.54
Stropolo	101	27	0	1	.267	Torres	21	5-4	53	17	46	3.40
Venger	182	55	7	36	.302	Town	10	3-0	37	16	20	1.94
Walker	102	32	1	14	.314	Umdenstock	13	4-2	47	32	38	6.32

### Billings Mustangs (50-18)

Barnes	277	102	3	76	.368	Engel	3	0-0	3	2	1	3.00
Engel	241	81	1	69	.336	Glynn	2	0-0	8	5	7	1.13
Esasky	213	65	4	48	.305	Guinn	12	7-4	73	35	55	3.82
Hover	275	88	2	23	.320	Hayes	16	2-0	38	23	49	3.55
Lawless	254	70	5	35	.276	B. Jackson	20	3-1	37	29	31	3.89
Mateo	67	15	0	4	.224	L. Jackson	8	1-0	14	17	18	6.43
G. McKinney	103	24	1	10	.233	LoCasio	21	2-1	36	19	35	2.00
Redus	253	117	17	62	.462	C. McKinney	15	1-3	49	42	54	5.14
Sarrett	169	47	4	32	.278	Mihlbachler	13	6-5	86	26	60	3.24
Stropolo	30	7	0	6	.233	Neely	25	8-0	52	37	50	2.77
Sullivan	31	7	0	3	.226	Noble	8	2-1	40	19	26	4.50
Taylor	63	13	0	11	.206	Skaggs	11	5-0	54	35	39	1.83
Viltz	221	55	0	29	.249	Straker	12	7-2	69	37	54	2.35
						Wells	18	6-1	34	37	26	5.29

## PLAYER DEVELOPMENT

Sheldon "Chief" Bender, Vice President, Player Development

Sal Artiaga, Assistant

Woody Woodward, Field Coordinator

Ted Kluszewski, Hitting Instructor

Scott Breeden, Pitching Instructor

Marc Bombard, Pitching Coach

### 1979 Affiliates

Club Classification	League	Executive	Field Manager
Indianapolis—AAA	American Association	Max Schumacher	Roy Majtyka
Nashville—AA	Southern League	Larry Schmittou	George Scherger
Tampa—A	Florida State	Mike Moore	Mike Compton
Greensboro—A	Western Carolinas	Tom Romanasky	Jim Lett
Eugene—A	Northwest	Tom Maks	Greg Riddoch
Billings—A	Pioneer	Bob Wilson	Jim Hoff

## Reds Minor League Review — 1978

### Indianapolis Indians (78-57)

Player	AB	H	HR	RBI	Pct.	Player	G	W-L	IP	BB	SO	ERA
Armbrister	431	119	8	53	.276	Armstrong	16	1-2	23	17	17	6.65
Correll	104	27	6	19	.260	Capilla	22	10-6	132	93	87	5.47
Davidson	155	45	1	16	.290	Cappuzzello	40	3-1	56	39	57	3.04
DeFreites	468	153	32	101	.327	Corbett	38	4-4	68	17	46	1.98
Grace	308	73	5	35	.237	Dumoulin	32	12-6	123	68	79	4.17
Jones	482	158	9	62	.328	Ferreya	45	1-3	68	22	26	5.16
Mutz	229	59	10	42	.258	LaCoss	19	11-5	130	49	67	3.47
Oester	514	133	7	49	.259	Leibrandt	4	2-1	29	12	12	2.83
Santo Domingo	136	36	2	15	.265	Moore	29	12-7	140	87	75	4.83
Sovern	50	8	1	6	.160	Moskau	4	1-1	26	15	27	3.08
Spilman	488	144	13	79	.295	Pastore	4	0-2	12	5	8	6.94
Summers	462	170	34	124	.368	Payne	7	0-1	24	25	15	7.77
Valle	314	82	10	48	.261	Rothschild	8	4-0	45	19	38	2.18
Werner	125	30	3	22	.240	Soto	26	9-12	160	95	121	5.02
						Torres	50	8-6	105	63	63	4.87

### Nashville Sounds (64-77)

Dahl	140	30	3	8	.214	Berenyi	23	10-5	135	63	103	2.47
Davidson	53	17	0	8	.321	Brown	13	4-3	66	29	47	4.50
Doerr	409	102	5	41	.249	Combe	66	12-6	100	18	68	1.89
Duncan	342	101	4	28	.295	Corbett	15	2-1	25	7	33	2.52
Duval	391	111	1	31	.284	Dawley	27	7-13	141	55	86	4.02
Griffin	184	39	3	34	.212	Howell	28	9-14	166	55	173	3.09
Hamilton	157	41	1	10	.261	Hughes	2	0-0	2	2	0	13.50
Harris	85	23	0	10	.271	Huntington	14	0-2	18	17	10	4.00
Hughes	354	80	0	13	.226	Kelly	41	5-8	154	37	83	2.51
Lyle	432	124	7	67	.287	Lombardo	22	0-4	37	26	15	4.38
Menees	421	116	5	34	.276	Mayer	18	2-4	58	34	26	2.95
Moretto	173	33	0	8	.191	Nelson	24	3-6	40	36	22	5.63
Miller	21	6	1	4	.286	O'Keefe	21	4-5	89	48	38	4.15
Santo Domingo	44	9	2	7	.205	Pastore	22	6-8	129	46	120	3.49
Pyka	15	3	0	0	.200	Price	2	0-0	10	3	10	2.70
Sohns	337	74	2	22	.220	Rothschild	5	0-0	12	4	9	4.50
Van Gorder	217	57	1	25	.263							
Walker	288	69	2	31	.240							
Weicker	430	112	3	52	.260							

# SCOUTING

JOE BOWEN, Director

## AREA SUPERVISORS

### LARRY BARTON, JR.

1051 El Camino  
Santa Ana, Calif. 92705  
714-832-1351  
SO. CALIFORNIA

### LARRY BARTON, SR.

1130 West 186th St.  
Gardena, Calif. 90248  
213-324-3937  
SO. CALIFORNIA

### GENE BENNETT

1102 Van Dyke Ave.  
Wheelersburg, Ohio 45694  
614-574-2941—H  
614-456-4191—D  
IND., OHIO, MICH.

### PORTER BLINN

817 Pleasant Valley Rd.  
S. Windsor, Conn. 06074  
203-528-6729  
NEW ENGLAND &  
E. NEW YORK STATE

### JOSEPH CAPUTO

802 Maple Ave.  
Royersford, Pa. 19468  
215-948-7195  
E. PA., N.J., DEL., MD.,  
E. VA. & E. N.C.

### BILL CLARK

3906 Grace Ellen Dr.  
Columbia, Mo. 65201  
314-474-4510—H  
314-449-3811—D  
WIS., N. ILL., IA., MINN.,  
N. & S. DAKOTA &  
MO. MISSOURI

### DAVID CALAWAY

P.O. Box 1195  
Rosamond, Ca. 93560  
805-256-3253

### PAUL CAMPBELL

P.O. Box 1724  
Fairfield Glade, Tn. 38555  
615-484-4819

### DENNIS D'AMATO

424 Callan Ave.  
San Leandro, Calif. 94577  
415-357-1452

### JAMES DAVIES

8 Cedar Brook Avenue  
Bridgeton, N.J. 08302  
609-451-3768

### JESSE DAVIS

4321 South Lee  
Spokane, Wa. 99203

### ED DE BENEDETTI

1708 Lebec Ct.  
Lodi, Calif. 95240  
209-369-9669

### STEPHEN GRUWELL

1337 E. Maplegrove St.  
W. Covina, Calif. 91792  
213-961-5854

### FRED HAYES

91 N. 32nd St.  
Battle Creek, Mi. 49015  
616-962-6441

### LARRY D'AMATO

1935 SW 65th  
Apt. 63  
Tualatin, Oreg.  
503-638-7994

### RENO DEBENEDETTI

13713 Pinto Lane  
Lodi, Calif. 95240  
209-727-5754  
N. CA. & NV.

### LARRY DOUGHTY

Route 2, Box 412-A  
Vinemont, Al. 35179  
205-734-5856  
MS., AL., GA., & S.C.

### ELMER GRAY

3323 Latonia Ave.  
Pittsburgh, Pa. 15216  
412-563-4680  
W. NEW YORK, W. PA.,  
W. N.C., W. VA. & VA.

### EDWIN HOWSAM

8745 Via deLaLuna  
Scottsdale, Ariz. 85258  
602-948-9688  
AZ. & N.M.

### CHESTER MONTGOMERY

901 So. Elm St.  
Henderson, Ky. 42420  
502-826-7845  
KY., TENN., SO. ILL.,  
SO. MISSOURI

## SCOUTS

### HERB HESS

621 S. Green St.  
Wichita, Ks. 67211  
316-683-2446

### JOE HOERNER

6344 Tidewater Drive  
Florissant, Mo. 63033  
314-741-2106

### ROBERT LEE

6240 South Fountain  
Seattle, Wa. 98178  
206-725-3756

### LES HOUSER

11609 Nambé N.E.  
Albuquerque, N.M. 87123  
505-299-3942

### MICKEY MCCONNELL

786 New Haw Creek Rd.  
Ashville, N.C. 28005  
704-298-2252

### JULIAN MOCK

5003 Lynne Drive  
College Park, Ga. 30032  
404-766-4998—H  
404-762-8183—O

### HARRY PRITIKIN

2809 Walnut Road  
Homewood, Ill. 60430  
312-798-6664

### RAFAEL SANTO DOMINGO

Box 21  
Orocovic, P.R. 00720  
809-798-2750

### PAUL RICCIARINI

1604 Erin  
Apt. 107  
Monroe, La. 71203  
713-666-3151  
LA., MISS., ARK., OK.

### TONY ROBELLO

3504 Wesley St.  
Ft. Worth, Tex. 76111  
817-834-5085  
TEX., OKLA. & ARK.

### JOHNNY SIERRA

Calle Manuel Ubaldo  
Gomez 191  
Orocovic, Puerto Rico  
00720  
LATIN AMERICA

### LARRY SMITH

1412 Muse St.  
Ft. Worth, Tx. 76112  
817-457-3468  
S. TX., & LA.

### NEIL SUMMERS

827 Stanton Ave.  
Baldwin, New York 11510  
516-223-3772  
LONG ISLAND & NYC

### FRED UHLMAN

15312 E. Milan Dr.  
Aurora, Col. 80013  
303-693-1841  
KA., NE., CO., UT. & WY.

### GEORGE ZURAW

1419 Deer Creek Dr.  
Englewood, Fla. 33533  
813-474-2126  
FL., CARIBBEAN, CENTRAL  
AMERICA & MEXICO

### REX BOWEN\*

Phelps Town House  
506 E. 4th St.  
Cincinnati, Ohio 45202

### HARRY STEINRIEDE

4711 Cieslesdale Drive  
Cincinnati, Ohio 45238  
513-471-5114—H  
513-921-9720—O

### GAETAN STE-MARIE

926 DeBourgnone  
Apt. #2  
Ste. Foy, Quebec, Canada  
418-651-4766

### ROBERT SYMONDS

660 Woodhollow Lane  
Buffalo Grove, Ill. 60090  
312-541-7445

### JAMES VENNARI

303 Wetzgall Street  
Pomeroy, Ohio 45769  
614-992-5593

### WILLIAM R. WEAVER

609 Bear Tavern Road  
W. Trenton, N.J. 08628  
609-882-1559

### PHILIP ZELMAN

7970 SW 17th St.  
Miami, Fl. 33155  
305-264-3598

### MURRAY LARRY ZUK

Box 639  
Souris, Manitoba, Canada  
204-483-2687—H  
204-483-2161—O

\*Special Assignment Scout

## 1978 Winter Draft

REGULAR PHASE							
No.	Player	Pos.	Ht.	Wt.	Age	B-T	Hometown
1	Bradley J. Lesley ..RHP		6-5	220	19	R-R	Merced, CA
2	Larry T. Buckle ....RHP		6-4	185	21	R-R	Long Beach, CA
3	Paul Gibson .....LHP		6-1	165	18	L-L	Moriches, NY
4	Larry Mikesell .....LHP		5-11	150	18	L-L	Cocoa, FL
5	Daniel B. Sarrett ....C		6-0	180	19	R-R	Tampa, FL
6	Tim Muench .....RHP		5-11	160	18	R-R	Maitland, FL
7	Kevin D. Wiebold ..RHP		6-3	180	20	R-R	Dallas, TX
8	Robert T. Day ....SS/3B		5-10	170	19	R-R	Great Falls, MT
9	James E. McManus RHP		6-2	180	19	R-R	Oak Park, IL
10	Jeff D. Fiechtner ..RHP		6-2	200	21	R-R	Boone, IA

### SECONDARY PHASE

1	Wayne D. Guinn ....RHP		6-2	190	18	R-R	Decatur, GA
2	Jeffrey A. Ayers ....RHP		6-3	200	18	R-R	Kirkland, WA

## 1978 Summer Draft

REGULAR PHASE							
No.	Player	Pos.	Ht.	Wt.	Age	B-T	Hometown
1	Nicholas Esasky .....SS		6-3	185	18	R-R	Miami, FL
2	Dave Van Gorder .....C		6-2	190	21	R-R	Santa Ana, CA
3	Eschamillo Viltz ....OF		5-9	158	18	B-R	Hollywood, CA
4	Michael Kripner .....C		6-0	190	20	B-R	Hinsdale, IL
5	Jeffrey Lahti .....RHP		6-0	180	21	R-R	Hood River, OR
6	Raymond Townsend 2B		6-3	175	22	B-R	San Jose, CA
7	Timothy Greene ....LHP		6-1	172	17	L-L	Macon, GA
8	Charles McKinney RHP		6-0	185	17	R-R	Hamilton, OH
9	Charles Leibrandt ..LHP		6-3	195	21	L-L	Golf, IL
10	Chris Stropolo .....OF		5-10	165	18	L-L	Metairie, LA
11	John Warren .....C		6-0	185	17	L-R	Jesup, GA
12	Michael Sullivan ....C		6-1	180	18	R-R	Colebrook, CT
13	Byron Jackson .....RHP		6-3	190	18	R-R	Wichita Falls, TX
14	James Thomas .....SS		5-10	160	17	R-R	Wichita, KS
15	Gary Redus .....2B/SS		6-1	178	21	R-R	Tanner, AL
16	William Barnes .....2B		5-11	175	21	B-R	Cincinnati, OH
17	Thomas Lawless 2B/SS		5-10	160	21	R-R	Erie, PA
18	Mitchell Dean .....RHP		6-0	175	21	R-R	Phoenix, AZ
19	David Anderson .....RHP		6-4	190	18	R-R	Las Vegas, NV
20	James Taylor .....C		5-11	185	18	R-R	Charlotte, NC
21	Ottis Nixon .....3B		6-2	182	19	R-R	Evergreen, NC
22	John Cook .....OF		5-8	147	20	L-L	Oakland, CA
23	Kevin Maroney ....OF		6-0	178	18	R-R	Dayton, OH
24	Richard Jendra ..2B/SS		5-11	165	21	R-R	Miami, FL
25	Lee Hover .....OF		5-10	160	21	R-R	Morgan City, LA
26	Monte DeRatt .....RHP		6-0	195	20	R-R	Stantonsburg, NC
27	James Mugele .....SS		5-11	172	21	R-R	Lutherville, MO
28	William Bakewell RHP		5-11	165	21	R-R	Springdale, AR
29	Alex Neely .....RHP		6-6	200	20	R-R	Enid, OK
30	Joseph Stafani ....RHP		6-0	200	18	R-R	Des Moines, IA
31	Ronald Walling ....LHP		5-10	185	19	L-L	Johnstown, PA
32	Cary Hornaman ....OF		6-0	170	21	R-R	Aberdeen, SD
33	James Johnston ....C		6-0	185	21	R-R	Wilson, NC
34	Charles Engel .....3B		6-2	190	22	R-R	St. Louis Park, MN
35	Kurty Moody .....LHP		6-3	175	17	L-L	Des Moines, IA
36	John LoCascio ....LHP		6-0	175	18	L-L	Toledo, OH
37	Patrick Chester ....OF		5-10	185	18	R-R	Cambridge, MD

### SECONDARY PHASE

1	Bradley Lesley ....RHP		6-4	200	19	R-R	Merced, CA
2	Ralph Citarella ....RHP		6-0	175	20	R-R	Concord, NJ
3	Kevin Niewulsi ....LHP		6-4	205	19	L-L	Hickory, NC
4	Gary Kempton .....C		6-0	180	19	R-R	Arlington Hts., IL

## Reds Saluted as Organization of the Year

The Cincinnati Reds were saluted as the Baseball Organization of the Year for 1978 during baseball's winter meetings in December.

And in addition, Champ Summers was honored as Minor League Player of the Year and Larry Schmittou, President of the Reds' Nashville farm team, was named Minor League Executive of the Year.

The organizational trophy is presented annually to the major league team which has had the most players in its minor league organization receive Topps Chewing Gum awards during the season.

Summers, who hit .368 with 34 home runs and 124 RBI at Indianapolis, received the top individual honor — the J. G. Taylor Spinks Minor League Player of the Year Award.

Three other Cincinnati players were selected as Player of the Year in their respective leagues — Summers; Eddie Milner of Tampa in the Florida State League and Gary Redus of Billings of the Pioneer League.

Redus had one of the most outstanding seasons in baseball history. He batted .462 in his first professional year, collecting the second highest all-time batting average. The only higher percentage ever recorded was .477 by Walter Malmquist of York in the Nebraska State League in 1913.

It was a banner year in the Cincinnati farm system as three clubs reached the post-season playoffs. Indianapolis won its division on the final day of the season. Eugene captured its division by two games in the Northwest League and Billings won it in a walk, winning 50 of its 68 games while compiling a .304 team batting average.

And while Nashville didn't make the playoffs, the team did set the all-time Class AA attendance mark with more than 380,000 fans turning out to watch the Sounds.

## National Association of Professional Baseball Leagues Awards

### Class A All-Star team

Eddie Milner, Tampa, outfielder  
Greg Hughes, Shelby, pitcher

### Class A Summer All-Star team

Gary Redus, Billings, second baseman  
Skeeter Barnes, Billings, outfielder

### Class AAA All-Star team

Champ Summers, Indianapolis, outfielder



### Top Ten Riverfront Stadium Crowds

1.	56,393	Game 5	World Series, October 16, 1975
2.	56,040	Game 7	World Series, October 22, 1972
3.	55,667	Game 4	World Series, October 15, 1975
4.	55,392	Game 3	World Series, October 14, 1975
5.	55,047	Game 3	Championship Series, October 12, 1976
6.	54,826	Game 1	World Series, October 16, 1976
7.	54,816	Game 2	World Series, October 17, 1976
8.	54,752	Game 2	Championship Series, October 5, 1975
9.	54,633	Game 1	Championship Series, October 4, 1975
10.	54,041	Game 2	Championship Series, October 7, 1973

### Top Ten Regular Season Crowds

1.	53,390	Houston, April 11, 1976
2.	53,328	Pittsburgh, July 9, 1976
3.	52,949	Houston, April 8, 1976
4.	52,526	Los Angeles, April 7, 1975
5.	52,315	Atlanta, September 15, 1973
6.	52,286	Houston, July 16, 1977
7.	52,285	Houston, August 3, 1973
8.	52,216	Chicago, July 9, 1972
9.	52,154	Atlanta, April 4, 1974
10.	52,147	Atlanta, June 23, 1974

### Largest Crowds By Teams

Atlanta	52,315	September 15, 1973
Chicago	52,116	July 9, 1972
Houston	53,390	April 11, 1976
Los Angeles	52,526	April 7, 1975
Montreal	51,049	July 17, 1976
New York	54,041	October 7, 1973
Philadelphia	55,047	October 12, 1976
Pittsburgh	54,752	October 5, 1975
St. Louis	51,617	June 13, 1976
San Diego	51,869	April 6, 1977
San Francisco	51,579	April 5, 1973

### Largest Crowds (Regular Season)

Opening Day	52,949	Houston, April 8, 1976
Single Week Day	52,949	Houston, April 8, 1976
Single Night	51,083	Los Angeles, Sept. 6, 1974
Tw-Night DH	53,328	Pittsburgh, July 9, 1976
Saturday Afternoon	51,091	Philadelphia, Aug. 28, 1976
Saturday Night	52,315	Atlanta, Sept. 15, 1973
Sunday Single	53,390	Houston, April 11, 1976
Sunday Doubleheader	52,147	Atlanta, June 23, 1974
3-Day, 3-Game Series	152,565	Los Angeles, Sept. 6-8, 1974
3-Day, 4-Game Series	153,641	Los Angeles, June 24-26, 1977
4-Day, 4-Game Series	190,382	Philadelphia, Aug. 26-29, 1976

Date No.	Date	Day	Opponent	Game No.	Attendance	Series	Season
59	8-25	Friday	Chicago	64	39,070		2,060,633
60	8-26	Saturday	Chicago	65	47,299		2,107,932
61	8-27	Sunday	Chicago	66	40,014	126,383	2,147,946
62	8-28	Monday	Pittsburgh	67	23,612		2,171,558
63	8-29	Tuesday	Pittsburgh	68	24,967	48,579	2,196,525
64	9- 7	Thursday	San Diego	69	20,611		2,217,136
65	9- 8	Friday	San Diego	70	27,205	47,816	2,244,341
66	9- 9	Saturday	San Francisco	71	47,091		2,291,432
67	9-10	Sunday	San Francisco	72	43,779	90,870	2,335,211
68	9-11	Monday	Houston	73	20,400		2,355,611
69	9-12	Tuesday	Houston	74	20,801	41,201	2,376,412
70	9-26	Tuesday	Los Angeles	75	27,189		2,403,601
71	9-27	Wednesday	Los Angeles	76	26,028		2,429,629
72	9-28	Thursday	Los Angeles	77	25,314	78,531	2,454,943
73	9-29	Friday	Atlanta	78	20,660		2,475,603
74	9-30	Saturday	Atlanta	79	21,054		2,496,657
75	10- 1	Sunday	Atlanta	80	35,840	77,554	2,532,497

### Paid Home Attendance Year By Year

1901	....	205,728	1921	....	311,227	1941	....	643,513	1961	....	1,117,603
1902	....	217,300	1922	....	493,754	1942	....	427,031	1962	....	982,095
1903	....	351,680	1923	....	575,063	1943	....	379,122	1963	....	858,805
1904	....	391,915	1924	....	473,707	1944	....	409,567	1964	....	862,466
1905	....	313,927	1925	....	464,920	1945	....	290,970	1965	....	1,047,824
1906	....	330,056	1926	....	672,987	1946	....	715,751	1966	....	742,958
1907	....	317,500	1927	....	442,164	1947	....	899,975	1967	....	958,300
1908	....	399,200	1928	....	490,490	1948	....	823,386	1968	....	733,354
1909	....	424,643	1929	....	295,040	1949	....	707,782	1969	....	987,991
1910	....	380,622	1930	....	386,727	1950	....	538,794	1970	....	1,803,568
1911	....	300,000	1931	....	263,316	1951	....	588,268	1971	....	1,501,122
1912	....	344,000	1932	....	356,950	1952	....	604,197	1972	....	1,611,459
1913	....	258,000	1933	....	218,281	1953	....	548,086	1973	....	2,017,601
1914	....	100,791	1934	....	206,773	1954	....	704,167	1974	....	2,164,307
1915	....	218,878	1935	....	448,247	1955	....	693,662	1975	....	2,315,603
1916	....	255,846	1936	....	446,245	1956	....	1,125,928	1976	....	2,629,708
1917	....	269,056	1937	....	411,221	1957	....	1,070,850	1977	....	2,519,670
1918	....	163,009	1938	....	706,756	1958	....	788,582	1978	....	2,532,497
1919	....	532,501	1939	....	981,443	1959	....	801,298			
1920	....	568,107	1940	....	850,180	1960	....	663,486			

### Road Attendance Past 23 Years

The Reds set the all-time major league record for road attendance in 1978 when 2,320,616 watched the club play away from home. The total broke the old National League record of 2,207,530 set in 1966 by San Francisco and the old major league record of 2,216,159 set by the 1962 New York Yankees. It was the second straight year the Reds drew more than two million fans on the road.

1956	....	1,103,875	1962	....	1,085,051	1968	....	1,143,245	1974	....	1,653,909
1957	....	1,140,235	1963	....	1,051,198	1969	....	1,316,360	1975	....	1,693,810
1958	....	1,143,874	1964	....	1,087,093	1970	....	1,605,874	1976	....	1,840,861
1959	....	1,072,931	1965	....	1,451,838	1971	....	1,398,686	1977	....	2,140,987
1960	....	1,141,962	1966	....	1,406,030	1972	....	1,403,413	1978	....	2,320,616
1961	....	1,181,977	1967	....	1,357,652	1973	....	1,572,586			

# Paid Attendance Data — 1978

Date No.	Date	Day	Opponent	Game			
				No.	Attendance	Series	Season
1	4- 6	Thursday	Houston	1	52,378		52,378
2	4- 7	Friday	Houston	2	22,883		75,261
3	4- 8	Saturday	Houston	3	17,958		93,219
4	4- 9	Sunday	Houston	4	42,667	135,886	135,886
5	4-11	Tuesday	San Francisco	5	16,134		152,020
6	4-12	Wednesday	San Francisco	6	17,123		169,143
7	4-13	Thursday	San Francisco	7	19,309	52,566	188,452
8	4-25	Tuesday	Los Angeles	8	27,361		215,813
9	4-26	Wednesday	Los Angeles	9	32,872	60,233	248,685
10	5- 1	Monday	Philadelphia	10	21,476		270,161
11	5- 3	Wednesday	Philadelphia	11	26,054	47,530	296,215
12	5- 5	Friday	Montreal	12	37,823		334,038
13	5- 6	Saturday	Montreal	13	50,142		384,180
14	5- 7	Sunday	Montreal	14 & 15	35,037	123,002	419,217
15	5- 8	Monday	New York	16	16,094		435,311
16	5- 9	Tuesday	New York	17	19,217	35,311	454,528
17	5-19	Friday	San Diego	18	36,283		490,811
18	5-20	Saturday	San Diego	19	35,429		526,240
19	5-21	Sunday	San Diego	20 & 21	38,295	110,007	564,535
20	5-22	Monday	Atlanta	22	18,434		582,969
21	5-23	Tuesday	Atlanta	23	17,771		600,740
22	5-24	Wednesday	Atlanta	24	23,891	60,096	624,631
23	6- 2	Friday	Pittsburgh	25	40,495		665,126
24	6- 3	Saturday	Pittsburgh	26	50,152		715,278
25	6- 4	Sunday	Pittsburgh	27	37,304	127,951	752,582
26	6-12	Monday	Chicago	28	30,190		782,772
27	6-13	Tuesday	Chicago	29	31,283		814,055
28	6-14	Wednesday	Chicago	30	34,658	96,131	848,713
29	6-16	Friday	St. Louis	31	38,216		886,929
30	6-17	Saturday	St. Louis	32	40,262		927,191
31	6-18	Sunday	St. Louis	33	40,016	118,494	967,207
32	6-30	Friday	Los Angeles	34 & 35	50,370		1,017,577
33	7- 1	Saturday	Los Angeles	36	48,044		1,065,621
34	7- 2	Sunday	Los Angeles	37	46,067	144,481	1,111,688
35	7- 3	Monday	Houston	38	31,840		1,143,528
36	7- 4	Tuesday	Houston	39	31,705		1,175,233
37	7- 5	Wednesday	Houston	40	30,320	93,865	1,205,553
38	7- 7	Friday	San Francisco	41 & 42	51,163		1,256,716
39	7- 8	Saturday	San Francisco	43	43,316		1,300,032
40	7- 9	Sunday	San Francisco	44	37,966	132,445	1,337,998
41	7-13	Thursday	New York	45	35,226		1,373,224
42	7-14	Friday	New York	46	34,751		1,407,975
43	7-15	Saturday	New York	47	50,125		1,458,100
44	7-16	Sunday	New York	48	33,519	153,621	1,491,619
45	7-17	Monday	Montreal	49	31,113		1,523,732
46	7-18	Tuesday	Montreal	50	36,739	68,852	1,560,471
47	7-28	Friday	Philadelphia	51 & 52	51,779		1,612,250
48	7-29	Saturday	Philadelphia	53	49,108		1,661,358
49	7-30	Sunday	Philadelphia	54	44,092	144,979	1,705,450
50	8- 4	Friday	San Diego	55	44,829		1,750,279
51	8- 5	Saturday	San Diego	56	40,202		1,790,481
52	8- 6	Sunday	San Diego	57	39,263	124,294	1,829,744
53	8- 7	Monday	Atlanta	58	33,215		1,862,959
54	8- 8	Tuesday	Atlanta	59	32,730		1,895,689
55	8- 9	Wednesday	Atlanta	60	34,090	100,035	1,929,779
56	8-21	Monday	St. Louis	61	30,548		1,960,327
57	8-22	Tuesday	St. Louis	62	31,182		1,991,509
58	8-24	Wednesday	St. Louis	63	30,054	91,784	2,021,563

# Reds Establish 3 Major League Gate Marks

The Cincinnati Reds established three major league attendance marks during the 1978 baseball season. They were:

(1) First team to draw 2.5 million paid fans at home three consecutive years.

(2) First team to draw in excess of two million fans both at home and on the road two straight years.

(3) Highest road attendance in one season, more than 2.3 million.

Cincinnati's second highest home attendance total of 2,532,497 enabled the Reds to become baseball's first team to crack the two and one-half million mark three years in a row. The 1978 total ranks second only to the 1976 figure of 2,629,708 set when the Reds led the major leagues in home paid attendance.

Seven times in 1978 more than 50,000 fans were on hand at Riverfront. On 15 other occasions more than 40,000 were in attendance. Twelve home series drew more than 100,000, highlighted by a three-date engagement with Los Angeles that attracted 144,481. The biggest crowd of the season was for the traditional National League opener when 52,378 watched the Reds and Houston Astros.

On the road the Reds played before the all-time record crowd of 2,320,616 in 81 dates for an average of 28,650.

The Dodgers were once again the top drawing opponent in Cincinnati last year. The Reds and Dodgers played in front of 283,245 fans in eight dates. A close second was San Diego, which attracted 282,117. Philadelphia averaged the most at Riverfront, 38,502 in five dates.

Cincinnati has now drawn at least two million fans six straight years to rank as one of the top franchises in baseball history. Every year this decade the Reds have drawn at least 1.5 million.

Since Riverfront opened on June 30, 1970, nearly 20 million paying fans have seen baseball at the stadium. Going into 1979 and counting all regular season, post season, exhibition and All-Star games, 19,863,458 had witnessed baseball games at Riverfront. Regular season games have attracted 18,527,558 fans paid. To put that in better perspective, that is more than 600 consecutive sellouts at old Crosley Field.

# Riverfront Stadium

Riverfront Stadium has been the home of the Cincinnati Reds since midway through the 1970 season when the new ball park was opened for the first time. Seating capacity is 51,880.

Construction of Riverfront started in 1968 and the Reds played their first baseball game in their new home park against the Atlanta Braves on June 30, 1970. It was built for an estimated cost of \$40,000,000. The stadium was financed through revenue bonds issued by Hamilton County and backed by the City of Cincinnati.

It was the first stadium of its kind to feature Astro-Turf on nearly all of the baseball diamond, with only sliding areas around the bases, the pitcher's mound and the batter's box not being covered by the artificial turf.

The stadium sits in the middle of a large parking garage. Three levels of parking accommodate 3,612 cars while the top or plaza level has spaces for 75 buses and vans. Another 1,657 cars can be parked on surface lots to the East and West of Riverfront while within a 12-block radius of the stadium there is enough parking to handle approximately 20,000 more automobiles.

Inter-State highways 75, 74 and 71 make it easily accessible from most parts of Reds Country.

The baseball field is symmetrical in design with measurements reaching 330 feet down each foul line, 375 feet in the power alleys in left center and right center and 404 feet to the deepest part in center.

Lighting is about the best in any professional sports stadium. More than 1,700 1,000 watt bulbs turn night into day at Riverfront.

A flood wall protects against high waters from the Ohio River. In case of a flood, entrances can be sealed off so that while flood waters would be in garages; the playing area, locker rooms, etc., would be dry. The flood wall protects against waters up to 78 feet deep.

For the statistically minded, the stadium required 370,000 lineal feet (70 miles) of reinforced concrete piling; 162,000 cubic yards of reinforced concrete; 9,500 tons of structural steel; 13,000 tons of reinforced steel; 600,000 square feet of masonry and 123,000 square feet of Astro Turf.

## Riverfront Stadium Firsts

**First Game** — Cincinnati vs. Atlanta, June 30, 1970  
**First at Bat** — Sonny Jackson, June 30, 1970  
**First Hit** — Felix Millan, June 30, 1970  
**First Cincinnati Hit** — Pete Rose, June 30, 1970  
**First Run** — Felix Millan, June 30, 1970  
**First Single** — Felix Millan, June 30, 1970  
**First Double** — Orlando Cepeda, June 30, 1970  
**First Triple** — Pete Rose, July 1, 1970  
**First Home Run** — Hank Aaron, June 30, 1970  
**First Cincinnati Home Run** — Tommy Helms, July 1, 1970  
**First Base on Balls** — Hank Aaron, June 30, 1970  
**First Strikeout** — Sonny Jackson, June 30, 1970  
**First Strikeout, Pitcher** — Jim McGlothlin, June 30, 1970  
**First Victory** — Pat Jarvis, June 30, 1970  
**First Cincinnati Victory** — Wayne Simpson, July 1, 1970

## Reds Day-by-Day Schedule (Cont'd)

Date	Opponent	Time	Reds	Opp.	W/L	Record	Crowd
Wed., 15	Philadelphia	8:05	_____	_____	_____	_____	_____
Thu., 16	off		_____	_____	_____	_____	_____
Fri., 17	New York	8:05	_____	_____	_____	_____	_____
Sat., 18	New York	7:00	_____	_____	_____	_____	_____
Sun., 19	New York	2:15	_____	_____	_____	_____	_____
Mon., 20	Montreal	8:05	_____	_____	_____	_____	_____
Tue., 21	Montreal	8:05	_____	_____	_____	_____	_____
Wed., 22	Montreal	8:05	_____	_____	_____	_____	_____
Thu., 23	off		_____	_____	_____	_____	_____
Fri., 24	at New York	8:05	_____	_____	_____	_____	_____
Sat., 25	at New York	2:05	_____	_____	_____	_____	_____
Sun., 26	at New York	2:05	_____	_____	_____	_____	_____
Mon., 27	at Philadelphia	7:35	_____	_____	_____	_____	_____
Tue., 28	at Philadelphia	7:35	_____	_____	_____	_____	_____
Wed., 29	at Philadelphia	7:35	_____	_____	_____	_____	_____
Thu., 30	off		_____	_____	_____	_____	_____
Fri., 31	at Montreal	7:35	_____	_____	_____	_____	_____
<b>SEPTEMBER</b>							
Sat., 1	at Montreal	7:35	_____	_____	_____	_____	_____
Sun., 2	at Montreal	1:35	_____	_____	_____	_____	_____
Mon., 3	at Atlanta	7:35	_____	_____	_____	_____	_____
Tue., 4	at Atlanta	7:35	_____	_____	_____	_____	_____
Wed., 5	San Francisco	8:05	_____	_____	_____	_____	_____
Thu., 6	San Francisco	8:05	_____	_____	_____	_____	_____
Fri., 7	Los Angeles	8:05	_____	_____	_____	_____	_____
Sat., 8	Los Angeles	2:15	_____	_____	_____	_____	_____
Sun., 9	Los Angeles	2:15	_____	_____	_____	_____	_____
Mon., 10	off		_____	_____	_____	_____	_____
Tue., 11	Houston	8:05	_____	_____	_____	_____	_____
Wed., 12	Houston	8:05	_____	_____	_____	_____	_____
Thu., 13	off		_____	_____	_____	_____	_____
Fri., 14	at Los Angeles	10:30	_____	_____	_____	_____	_____
Sat., 15	at Los Angeles	10:00	_____	_____	_____	_____	_____
Sun., 16	at Los Angeles	4:00	_____	_____	_____	_____	_____
Mon., 17	at San Francisco	10:35	_____	_____	_____	_____	_____
Tue., 18	at San Francisco	10:35	_____	_____	_____	_____	_____
Wed., 19	at San Diego	10:00	_____	_____	_____	_____	_____
Thu., 20	at San Diego	10:00	_____	_____	_____	_____	_____
Fri., 21	at Houston	8:35	_____	_____	_____	_____	_____
Sat., 22	at Houston	8:35	_____	_____	_____	_____	_____
Sun., 23	at Houston	3:05	_____	_____	_____	_____	_____
Mon., 24	off		_____	_____	_____	_____	_____
Tue., 25	San Diego	8:05	_____	_____	_____	_____	_____
Wed., 26	San Diego	8:05	_____	_____	_____	_____	_____
Thu., 27	San Diego	8:05	_____	_____	_____	_____	_____
Fri., 28	Atlanta	8:05	_____	_____	_____	_____	_____
Sat., 29	Atlanta	2:15	_____	_____	_____	_____	_____
Sun., 30	Atlanta	2:15	_____	_____	_____	_____	_____

## Reds Day-by-Day Schedule (Cont'd)

Date	Opponent	Time	Reds	Opp.	W/L	Record	Crowd
Mon.,	2 off						
Tue.,	3 Houston	8:05	_____	_____	_____	_____	_____
Wed.,	4 Houston	1:00	_____	_____	_____	_____	_____
Thu.,	5 Houston	8:05	_____	_____	_____	_____	_____
Fri.,	6 Pittsburgh	8:05	_____	_____	_____	_____	_____
Sat.,	7 Pittsburgh	5:30	_____	_____	_____	_____	_____
Sun.,	8 Pittsburgh (2)	1:15	_____	_____	_____	_____	_____
Mon.,	9 St. Louis	8:05	_____	_____	_____	_____	_____
Tue.,	10 St. Louis	8:05	_____	_____	_____	_____	_____
Wed.,	11 St. Louis	8:05	_____	_____	_____	_____	_____
Thu.,	12 Chicago	8:05	_____	_____	_____	_____	_____
Fri.,	13 Chicago	8:05	_____	_____	_____	_____	_____
Sat.,	14 Chicago	7:00	_____	_____	_____	_____	_____
Sun.,	15 Chicago	2:15	_____	_____	_____	_____	_____
Mon.,	16 off						
Tue.,	17 All-Star Game at Seattle						
Wed.,	18 off						
Thu.,	19 at St. Louis	8:35	_____	_____	_____	_____	_____
Fri.,	20 at St. Louis	8:35	_____	_____	_____	_____	_____
Sat.,	21 at St. Louis	2:15	_____	_____	_____	_____	_____
Sun.,	22 at Chicago (2)	1:00	_____	_____	_____	_____	_____
Mon.,	23 at Chicago	2:30	_____	_____	_____	_____	_____
Tue.,	24 at Pittsburgh	7:35	_____	_____	_____	_____	_____
Wed.,	25 at Pittsburgh	7:35	_____	_____	_____	_____	_____
Thu.,	26 at Pittsburgh	7:35	_____	_____	_____	_____	_____
Fri.,	27 at Atlanta	7:35	_____	_____	_____	_____	_____
Sat.,	28 at Atlanta (2)	6:05	_____	_____	_____	_____	_____
Sun.,	29 at Atlanta	7:05	_____	_____	_____	_____	_____
Mon.,	30 Los Angeles	8:05	_____	_____	_____	_____	_____
Tue.,	31 Los Angeles	8:05	_____	_____	_____	_____	_____
<b>AUGUST</b>							
Wed.,	1 Los Angeles	8:05	_____	_____	_____	_____	_____
Thu.,	2 off						
Fri.,	3 San Diego	8:05	_____	_____	_____	_____	_____
Sat.,	4 San Diego	7:00	_____	_____	_____	_____	_____
Sun.,	5 San Diego	2:15	_____	_____	_____	_____	_____
Mon.,	6 Atlanta	8:05	_____	_____	_____	_____	_____
Tue.,	7 Atlanta	8:05	_____	_____	_____	_____	_____
Wed.,	8 Atlanta	8:05	_____	_____	_____	_____	_____
Thu.,	9 Atlanta	12:30	_____	_____	_____	_____	_____
Fri.,	10 at San Diego	10:00	_____	_____	_____	_____	_____
Sat.,	11 off						
Sun.,	12 at San Diego (2)		_____	_____	_____	_____	_____
Mon.,	13 off						
Tue.,	14 Philadelphia	8:05	_____	_____	_____	_____	_____

## Reds Day-by-Day Schedule (Cont'd)

Date	Opponent	Time	Reds	Opp.	W/L	Record	Crowd
Sat., 19	Los Angeles	7:00	_____	_____	_____	_____	_____
Sun., 20	Los Angeles	2:15	_____	_____	_____	_____	_____
Mon., 21	off		_____	_____	_____	_____	_____
Tue., 22	at San Francisco	10:35	_____	_____	_____	_____	_____
Wed., 23	at San Francisco	10:35	_____	_____	_____	_____	_____
Thu., 24	at San Francisco	10:35	_____	_____	_____	_____	_____
Fri., 25	at Los Angeles	10:30	_____	_____	_____	_____	_____
Sat., 26	at Los Angeles	10:00	_____	_____	_____	_____	_____
Sun., 27	at Los Angeles	4:00	_____	_____	_____	_____	_____
Mon., 28	at Los Angeles	8:10	_____	_____	_____	_____	_____
Tue., 29	at Houston	8:35	_____	_____	_____	_____	_____
Wed., 30	at Houston	8:35	_____	_____	_____	_____	_____
Thu., 31	at Houston	8:35	_____	_____	_____	_____	_____
<b>JUNE</b>							
Fri., 1	Philadelphia	8:05	_____	_____	_____	_____	_____
Sat., 2	Philadelphia	2:15	_____	_____	_____	_____	_____
Sun., 3	Philadelphia (2)	1:15	_____	_____	_____	_____	_____
Mon., 4	New York	8:05	_____	_____	_____	_____	_____
Tue., 5	New York	8:05	_____	_____	_____	_____	_____
Wed., 6	New York	12:30	_____	_____	_____	_____	_____
Thu., 7	off		_____	_____	_____	_____	_____
Fri., 8	Montreal	8:05	_____	_____	_____	_____	_____
Sat., 9	Montreal	7:00	_____	_____	_____	_____	_____
Sun., 10	Montreal	2:15	_____	_____	_____	_____	_____
Mon., 11	at New York	8:05	_____	_____	_____	_____	_____
Tue., 12	at New York	8:05	_____	_____	_____	_____	_____
Wed., 13	at New York	8:05	_____	_____	_____	_____	_____
Thu., 14	off		_____	_____	_____	_____	_____
Fri., 15	at Philadelphia	8:05	_____	_____	_____	_____	_____
Sat., 16	at Philadelphia	7:35	_____	_____	_____	_____	_____
Sun., 17	at Philadelphia	1:35	_____	_____	_____	_____	_____
Mon., 18	at Montreal	7:35	_____	_____	_____	_____	_____
Tue., 19	at Montreal	7:35	_____	_____	_____	_____	_____
Wed., 20	at Montreal	7:35	_____	_____	_____	_____	_____
Thu., 21	off		_____	_____	_____	_____	_____
Fri., 22	San Francisco	8:05	_____	_____	_____	_____	_____
Sat., 23	San Francisco	2:15	_____	_____	_____	_____	_____
Sun., 24	San Francisco	2:15	_____	_____	_____	_____	_____
Mon., 25	at Houston (2)	7:35	_____	_____	_____	_____	_____
Tue., 26	at Houston	8:35	_____	_____	_____	_____	_____
Wed., 27	at Los Angeles	10:30	_____	_____	_____	_____	_____
Tue., 28	at Los Angeles	10:30	_____	_____	_____	_____	_____
Fri., 29	at San Francisco	10:35	_____	_____	_____	_____	_____
Sat., 30	at San Francisco	4:05	_____	_____	_____	_____	_____
<b>JULY</b>							
Sun., 1	at San Francisco (2)	3:05	_____	_____	_____	_____	_____

# Reds Day-by-Day Schedule

Date	Opponent	Time	Reds	Opp.	W/L	Record	Crowd
<b>APRIL</b>							
Wed.,	4 San Francisco	2:30	_____	_____	_____	_____	_____
Thu.,	5 off		_____	_____	_____	_____	_____
Fri.,	6 San Francisco	8:05	_____	_____	_____	_____	_____
Sat.,	7 San Francisco	2:15	_____	_____	_____	_____	_____
Sun.,	8 San Francisco	2:15	_____	_____	_____	_____	_____
Mon.,	9 at Atlanta	7:35	_____	_____	_____	_____	_____
Tue.,	10 at Atlanta	7:35	_____	_____	_____	_____	_____
Wed.,	11 at Atlanta	7:35	_____	_____	_____	_____	_____
Thu.,	12 off		_____	_____	_____	_____	_____
Fri.,	13 at San Diego	10:00	_____	_____	_____	_____	_____
Sat.,	14 at San Diego	10:00	_____	_____	_____	_____	_____
Sun.,	15 at San Diego(2)	4:00	_____	_____	_____	_____	_____
Mon.,	16 off		_____	_____	_____	_____	_____
Tue.,	17 Atlanta	8:05	_____	_____	_____	_____	_____
Wed.,	18 Detroit	7:00	_____	_____	_____	_____	_____
Thu.,	19 Atlanta	8:05	_____	_____	_____	_____	_____
Fri.,	20 at St. Louis	8:35	_____	_____	_____	_____	_____
Sat.,	21 at St. Louis	8:05	_____	_____	_____	_____	_____
Sun.,	22 at St. Louis	2:15	_____	_____	_____	_____	_____
Mon.,	23 at Detroit	7:00	_____	_____	_____	_____	_____
Tue.,	24 Pittsburgh	8:05	_____	_____	_____	_____	_____
Wed.,	25 Pittsburgh	12:30	_____	_____	_____	_____	_____
Thu.,	26 off		_____	_____	_____	_____	_____
Fri.,	27 St. Louis	8:05	_____	_____	_____	_____	_____
Sat.,	28 St. Louis	2:15	_____	_____	_____	_____	_____
Sun.,	29 St. Louis	2:15	_____	_____	_____	_____	_____
Mon.,	30 off		_____	_____	_____	_____	_____
<b>MAY</b>							
Tue.,	1 Chicago	8:05	_____	_____	_____	_____	_____
Wed.,	2 Chicago	8:05	_____	_____	_____	_____	_____
Thu.,	3 off		_____	_____	_____	_____	_____
Fri.,	4 Houston	8:05	_____	_____	_____	_____	_____
Sat.,	5 Houston	5:30	_____	_____	_____	_____	_____
Sun.,	6 Houston (2)	1:15	_____	_____	_____	_____	_____
Mon.,	7 off		_____	_____	_____	_____	_____
Tue.,	8 at Chicago	2:30	_____	_____	_____	_____	_____
Wed.,	9 at Chicago	2:30	_____	_____	_____	_____	_____
Thu.,	10 at Chicago	2:30	_____	_____	_____	_____	_____
Fri.,	11 at Pittsburgh	7:35	_____	_____	_____	_____	_____
Sat.,	12 at Pittsburgh	2:15	_____	_____	_____	_____	_____
Sun.,	13 at Pittsburgh	1:05	_____	_____	_____	_____	_____
Mon.,	14 San Diego	8:05	_____	_____	_____	_____	_____
Tue.,	15 San Diego	8:05	_____	_____	_____	_____	_____
Wed.,	16 San Diego	12:30	_____	_____	_____	_____	_____
Thu.,	17 off		_____	_____	_____	_____	_____
Fri.,	18 Los Angeles	8:05	_____	_____	_____	_____	_____

ALL TIMES ARE CINCINNATI TIME

# CINCINNATI REDS, INC.

100 Riverfront Stadium, Cincinnati, Ohio 45202

Telephone (AC 513) 421-4510

## GAME TIMES

Game	Weekdays	Satur- days	Sundays
Single	12:30*	2:15	2:15
Doubleheader	1:15		1:15
Night	8:05	7:00**	
Twi-Night	5:30		

\*Wed., April 4, 2:30 p.m.

\*\*Sat., May 5, 5:30 p.m.

\*Wed., July 4, 1:00 p.m.

\*\*Sat., July 7, 5:30 p.m.

## ADMISSION PRICES

Box Seats	\$5.00
Club Box Seats	\$7.00
Reserved Seats	\$4.00
Loge Reserved	\$3.00
(sold only day of game)	

Reds tickets are on sale at more than 70 locations in Ohio, Kentucky, Indiana and West Virginia. Box seats are \$5.00, Club Box Seats are \$7.00 and Reserved Seats are \$4.00. Reserved Loge tickets are on sale the day of the game only (\$3.00). Opening Day prices are \$1.00 higher.

To order by mail specify date, number of tickets desired, and price of tickets. Make check or money order payable to Cincinnati Reds, Inc. Add .50 for postage and handling. Mail to Cincinnati Reds, Box 1970, Cincinnati, Ohio 45201.

## Ticket Outlets

### CINCINNATI

580 Walnut Street (580 Gifts & News)  
Riverfront Stadium  
Suburban Burkhardt's Stores in Kenwood,  
Tri-County, Northgate, Florence  
Home Federal Savings & Loan, Western Hills

### OHIO

Bucyrus ..... Crawford County Auto Club  
Cambridge ..... Guernsey County Auto Club  
Celina ..... The Style Shop  
Chillicothe ..... Stark Pharmacy, Sears  
Circleville ..... Hallmark Card Shop  
Columbus ..... All Central Ticket Office Locations  
Coshocton ..... Coshocton County AAA  
Dayton ..... Rike's  
Delaware ..... PennySaver, Inc.  
Eatonsville ..... Preble County National Bank  
Fairfield ..... Fairfield Pharmacy  
Granville ..... Acoustics Unlimited  
Hamilton ..... Clark's Sporting Goods  
Hillsboro ..... Hillsboro Bank & Savings  
Lancaster ..... Fairfield County AAA  
Lebanon ..... Bashfords Sporting Goods  
Mansfield ..... Sears, Richland Mall  
Marion ..... Richman Brothers  
Middletown ..... Montgomery Ward  
Mt. Vernon ..... Knox County AAA  
Newark ..... Sears  
Oxford ..... Jack's Corner  
Piqua ..... Jack's Drugs

Portsmouth ..... Martings, Inc.  
Springfield ..... Sears  
Washington Court House ..... Downtown Drugs  
Wilmington ..... Jamboree Sporting Goods  
Xenia ..... Harold's Men's Shop  
Zanesville ..... Muskingum Motor Club

### INDIANA

Bloomington ..... Southern Sporting Goods  
Columbus ..... Hoosier Sporting Goods  
Connersville ..... Schube's Pharmacy  
Ft. Wayne ..... Hartzler's Sports Shop  
Greensburg ..... Tree City Sports  
Indianapolis ..... Ross & Babcock  
Kokomo ..... Sanburn's  
Lawrenceburg ..... American State Bank  
Madison ..... Rogers Drug Store  
Muncie ..... Retz Sporting Goods  
New Castle ..... Rose City Bowl  
Richmond ..... Phillips Drugs  
Seymour ..... Montgomery Ward  
Shelbyville ..... Farmers National Bank

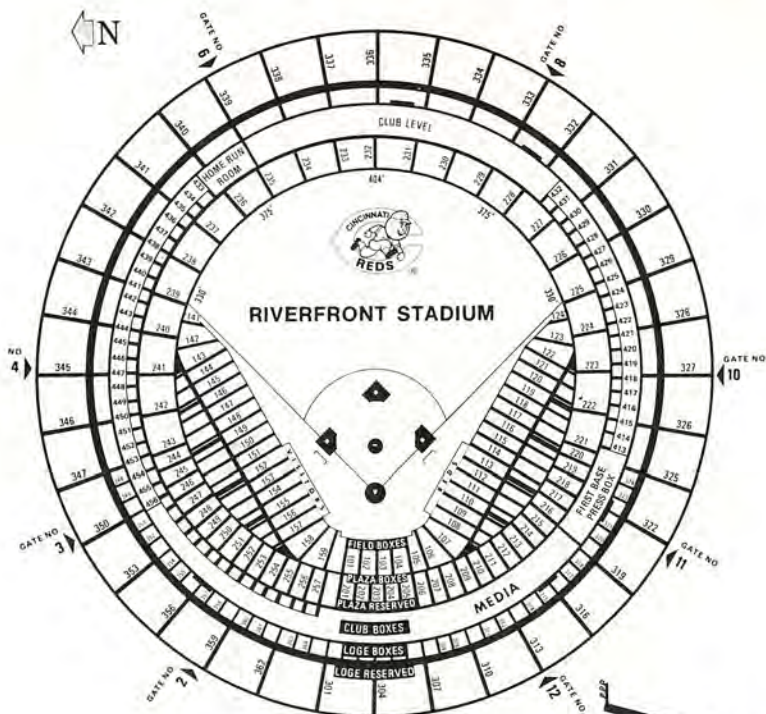
### KENTUCKY

Ashland ..... Zwick Music Co.  
Frankfort ..... Sears  
Lexington ..... Graves, Cox & Co.  
Louisville ..... Rodes  
Maysville ..... Maysville Sport Shop

### WEST VIRGINIA

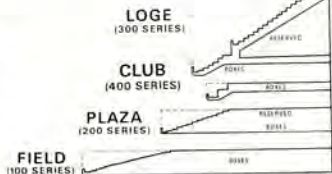
Huntington ..... Southside Pharmacy

# Riverfront Seating Diagram



Club Boxes  
 Box Seats  
 Reserved Seats  
 Loge Reserved  
**Total Capacity**

**Seats**  
 2,180  
 18,509  
 24,303  
 7,400  
**52,392**



That set the stage for Game 7. The Reds trailed 3-0 going to the sixth, but Perez hit a two-run homer. Pete Rose singled home the tying run in the seventh and in the ninth Morgan delivered his game-winner.

### 1976

The Reds became the first National League team in more than 50 years to win two consecutive World Championships when they swept the Yankees in four straight games. Not since the New York Giants of 1921-22 had a NL team won two straight titles.

Cincinnati outscored New York 22-8 in the convincing victory. Johnny Bench led the Reds onslaught. He batted .533, the fourth highest World Series batting average ever, as he was selected the MVP of the Series.

Bench had plenty of help as the Reds batted .313 as a team. The pitching staff posted a nifty 2.00 ERA.

### World Series Results

1919	1	10-1	Cin.	Reds 9, White Sox 1	Ruether	Cicotte	30,511
	2	10-2	Cin.	Reds 4, White Sox 2	Sallee	Williams	29,690
	3	10-3	Chi.	White Sox 3, Reds 0	Kerr	Fisher	29,126
	4	10-4	Chi.	Reds 2, White Sox 0	Ring	Cicotte	34,363
	5	10-6	Chi.	Reds 5, White Sox 0	Eller	Williams	34,379
	6	10-7	Cin.	White Sox 5, Reds 4 (10)	Kerr	Ring	32,006
	7	10-8	Cin.	White Sox 4, Reds 1	Cicotte	Sallee	13,923
	8	10-9	Chi.	Reds 10, White Sox 5	Eller	Williams	32,930
1939	1	10-4	N.Y.	Yankees 2, Reds 1	Ruffing	Derringer	58,541
	2	10-5	N.Y.	Yankees 4, Reds 0	Pearson	Walters	59,791
	3	10-7	Cin.	Yankees 7, Reds 3	Hadley	Thompson	32,723
	4	10-8	Cin.	Yankees 7, Reds 4 (10)	Murphy	Walters	32,794
1940	1	10-2	Cin.	Tigers 7, Reds 2	Newsom	Derringer	31,793
	2	10-3	Cin.	Reds 5, Tigers 3	Walters	Rowe	30,640
	3	10-4	Det.	Tigers 7, Reds 4	Bridges	Turner	52,877
	4	10-5	Det.	Reds 5, Tigers 2	Derringer	Trout	54,093
	5	10-6	Det.	Tigers 8, Reds 0	Newsom	Thompson	55,189
	6	10-7	Cin.	Reds 4, Tigers 0	Walters	Rowe	30,481
	7	10-8	Cin.	Reds 2, Tigers 1	Derringer	Newsom	26,854
1961	1	10-4	N.Y.	Yankees 2, Reds 0	Ford	O'Toole	62,397
	2	10-5	N.Y.	Reds 6, Yankees 2	Jay	Terry	63,083
	3	10-7	Cin.	Yankees 3, Reds 2	Arroyo	Purkey	32,589
	4	10-8	Cin.	Yankees 7, Reds 0	Ford	O'Toole	32,589
	5	10-9	Cin.	Yankees 13, Reds 5	Daley	Jay	32,589
1970	1	10-10	Cin.	Orioles 4, Reds 3	Palmer	Nolan	51,531
	2	10-11	Cin.	Orioles 6, Reds 5	Phoebus	Wilcox	51,531
	3	10-13	Balt.	Orioles 9, Reds 3	McNally	Cloninger	51,773
	4	10-14	Balt.	Reds 6, Orioles 5	C. Carroll	Watt	53,007
	5	10-15	Balt.	Orioles 9, Reds 3	Cuellar	Merritt	45,341
1972	1	10-14	Cin.	Athletics 3, Reds 2	Holtzman	Nolan	52,918
	2	10-15	Cin.	Athletics 2, Reds 1	Hunter	Grimsley	53,224
	3	10-18	Oak.	Reds 1, Athletics 0	Billingham	Odum	49,410
	4	10-19	Oak.	Athletics 3, Reds 2	Fingers	C. Carroll	49,410
	5	10-20	Oak.	Reds 5, Athletics 4	Grimsley	Fingers	49,410
	6	10-21	Cin.	Reds 8, Athletics 1	Grimsley	Blue	52,737
	7	10-22	Cin.	Athletics 3, Reds 2	Hunter	Borbon	56,040
1975	1	10-11	Bos.	Red Sox 6, Reds 0	Tiant	Gullett	35,205
	2	10-12	Bos.	Reds 3, Red Sox 2	Eastwick	Drago	35,205
	3	10-14	Cin.	Reds 6, Red Sox 5 (10)	Eastwick	Willoughby	55,392
	4	10-15	Cin.	Red Sox 5, Reds 4	Tiant	Norman	55,667
	5	10-16	Cin.	Reds 6, Red Sox 2	Gullett	Cleveland	56,393
	6	10-21	Bos.	Red Sox 7, Reds 6 (12)	Wise	Darcy	35,205
	7	10-22	Bos.	Reds 4, Red Sox 3	C. Carroll	Burton	35,205
1976	1	10-16	Cin.	Reds 5, Yankees 1	Gullett	Alexander	54,826
	2	10-17	Cin.	Reds 4, Yankees 3	Billingham	Hunter	54,816
	3	10-19	N.Y.	Reds 6, Yankees 2	Zachry	Ellis	56,667
	4	10-21	N.Y.	Reds 7, Yankees 2	Nolan	Figueroa	56,700

Jay pitched a 6-2 decision.

Game 3 went to New York, 3-2, as Maris hit a game-winning home run in the ninth inning. Ford pitched six more shutout innings in Game 4, a 7-0 Yankee triumph. And then they finished off Cincinnati with a 13-5 victory in Game 5.

### 1970

Brooks Robinson dominated this World Series from Baltimore, both at the plate and in the field. He batted .429 and time after time thwarted the Reds with diving catches at third base. It was a five-game Series with the Reds winning Game 4.

The Orioles won the opener, 4-3, as Robinson hit a game-winning home run in the seventh inning. It was in this game that the now famous Bernie Carbo—Elrod Hendricks—Ken Burkhart collision took place.

Ty Cline hit a chopper up the first base line. Umpire Burkhart signaled fair as he straddled the base line in front of the plate. Whirling Hendricks attempted to tag Carbo as he came flying down from third. As Hendricks whirled, he knocked Burkhart to the seat of his pants and he lunged at Carbo. The Reds argued that Hendricks tagged Carbo with his glove, but the ball was in his right hand. The Reds protested but the play stood with Carbo out.

Game 2, without a wild scene, was won 6-5 by the Orioles. In Game 3 Baltimore scored a 9-3 triumph as Dave McNally became the first pitcher ever to hit a grand slam in Series play.

Lee May's three-run homer in the eighth inning of Game 4 saved the Reds from elimination, 6-5, but Mike Cuellar cruised to a 9-3 Series-clinching triumph in Game 5.

### 1972

This was one of the closest World Series of all time. Six of the seven games were decided by one run.

Gene Tenace hit a pair of home runs in the opener as the Oakland A's beat the Reds, 3-2. Game 2 went to Oakland 2-1 as Joe Rudi made a ninth inning leaping catch to save the game for the A's.

Jack Billingham pitched a three-hit, 1-0 win in Game 3 to get the Reds going, but Oakland won the fourth game with a 3-2 win, scoring twice in the bottom of the ninth.

Game 5 was Cincinnati's from the first pitch, a home run by Pete Rose. In the end the Reds won it, 5-4, as Joe Morgan threw out John Odom at the plate to end the game. The only lopsided game went to Cincinnati in Game 6, 8-1. The A's won the Series the next day, 3-2.

### 1975

This series was called by many the most exciting ever. The Reds won it in Game 7 as Morgan knocked in the winning run with a two-out, two-strike single.

Luis Tiant pitched a shutout in the first as Boston took a 1-0 lead. But in Game 2 the Reds scored twice in the ninth and came from behind, 3-2. Game 3 was Cincinnati's, 6-5 in 10 innings, as Morgan delivered the winning hit. Tiant evened the count in Game 4, though, nipping the Reds, 5-4, thanks to a five-run Boston fourth.

Tony Perez hit a pair of home runs in Game 5 as the Reds scored a 6-2 win. Then in Game 6 the Red Sox won the game as Carlton Fisk hit a home run in the bottom of the 12th inning.

# World Series History

The Cincinnati Reds have played in four World Series during the 1970's and a total of eight overall — 1919, 1939, 1940, 1961, 1970, 1972, 1975 and 1976. Following is a history:

## 1919

Cincinnati's first appearance in a World Series was a successful one. The Reds beat the Chicago White Sox five games to three in what was then a nine game World Series.

Earle "Greasy" Neale, who would later gain fame in college and professional football, was the star of the Series for Cincinnati. He batted .357 to spark all hitters. On the mound Hod Eller won a pair of games.

The White Sox held the NL batting champion, Edd Roush, to a .214 average but he was sensational on defense, saving nearly a dozen runs in the eight games with circus catches.

## 1939

The New York Yankees swept the Reds in four straight games in the '39 World Series. It was a pitching dominated Series as the Yankees hit just .206 while the Reds batted .203. New York out-scored the Reds 20-8 and hit seven home runs to the Reds' none. Charlie Keller was the Yankees' star, batting .438 with three home runs. Frank McCormick hit .400 for Cincinnati.

Red Ruffing beat Paul Derringer, 2-1, in the Opener while Monte Pearson hurled a two-hit shutout as the Yankees won the second game, 4-0. New York won Game 3, 10-5 and then captured the Series with a 7-3 triumph in the fourth game.

## 1940

This Series went to the wire with the Reds beating the Detroit Tigers, 3-2, in the seventh game to capture the World Series.

Derringer and Bucky Walters each won two games for Cincinnati while Buck Newsom won a pair for Detroit. Newsom beat Derringer, 7-1 to win the opener, but Walters knotted the Series with a 5-3 victory in Game 2. Tommy Bridges beat Jim Turner in Game 3 as the Tigers scored a 7-4 triumph, but Derringer came back from his opening game defeat to even the Series once more, 5-2, breaking a Series jinx for him that started with his first appearance in the 1931 World Series.

Detroit went back on top three games to two in Game 5 as Newsom blanked the Reds, 8-0. Walters saved the Reds from elimination in Game 6, however, as he hurled a shutout, 4-0, setting the stage for the first Game 7 in a World Series in seven years.

The Reds scored two runs in the seventh inning to come from behind and win the game and Series, 2-1. The winning run came home on Billy Meyers' long sacrifice fly.

## 1961

The Reds and Yankees met for the second time and New York won this World Series, four games to one. The Yankees won the American League pennant as Roger Maris broke Babe Ruth's home run record with 61 and they didn't let up in the Series.

Whitey Ford got New York off and running in the opener with a two-hit, 2-0 victory. But Cincinnati tied the Series the next day as Joey

*(Continued on Page 118)*

# at home or away

Grange Insurance  
protects the precious  
things you own and  
those you love.

*Your partner in protection*


**Grange**  
MUTUAL COMPANIES



# Coke *adds life...*

Trade Mark®

## Enjoy the Cincinnati Reds®



# Follow the Reds to Fun!

