



1981 Media Fact Book Cincinnati Reds

\$3.00

1981 CINCINNATI REDS' SCHEDULE

APRIL

SUN	MON	TUE	WED	THUR	FRI	SAT
			1	2	3	4
5	6	7	8 Phil. 2:00	9	10 Atl. 7:35	11 Atl. 7:35
12 Atl. 2:05	13 S.D. 10:05	14 S.D. 10:05	15 S.D. 10:05	16	17 St. L. 7:35	18 St. L. 2:15
19 St. L. 2:15	20	21 Atl. 7:35	22 Atl. 12:30	23 Hous. 8:35	24 Hous. 8:35	25 Hous. 1:20
26 Hous. 3:05	27	28 S.D. 7:35	29 S.D. 7:35	30 S.D. 7:35		

MAY

SUN	MON	TUE	WED	THUR	FRI	SAT
					1 St. L. 8:35	2 St. L. 1:20
3 St. L. 2:15	4	5 Pitt. 7:35	6 Pitt. 7:35	7 Pitt. 7:35	8 Hous. 7:35	9 Hous. 2:15
10 Hous. 2:15	11 Hous. 7:35	12 Chi. 7:35	13 Chi. 7:35	14 Chi. 7:35	15 Pitt. 7:35	16 Pitt. 2:15
17 Pitt. 1:35	18	19 Chi. 2:35	20 Chi. 2:35	21 Chi. 2:35	22 L.A. 7:35	23 L.A. 2:15
24 L.A. 1:15-DH	25 S.F. 7:00*	26 S.F. 7:35	27 S.F. 7:35	28 S.F. 12:30	29 L.A. 10:35	30 L.A. 4:05
31 L.A. 4:05						

JUNE

SUN	MON	TUE	WED	THUR	FRI	SAT
	1 S.F. 10:35	2 S.F. 10:35	3 S.F. 10:35	4	5 Mont. 7:35	6 Mont. 7:00
7 Mont. 2:15	8	9 N.Y. 8:05	10 N.Y. 8:05	11 N.Y. 8:05	12 Mont. 7:35	13 Mont. 2:15
14 Mont. 1:35	15 Phil. 7:35	16 Phil. 7:35	17 N.Y. 7:35	18 N.Y. 7:35	19 Phil. 7:35	20 Phil. 7:00
21 Phil. 2:15	22	23 St. L. 7:35	24 St. L. 12:30	25 St. L. 7:35	26 Atl. 5:30-DH	27 Atl. 7:00
28 Atl. 2:15	29 Hous. 8:35	30 Hous. 8:35				

JULY

SUN	MON	TUE	WED	THUR	FRI	SAT
			1 Hous. 8:35	2	3 S.D. 10:05	4 S.D. 10:05
5 S.D. 4:05	6	7 Atl. 7:35	8 Atl. 7:35	9 Atl. 7:35	10 S.D. 7:35	11 S.D. 7:00
12 S.D. 2:15	13	14 All Star Game	15	16 Hous. 7:35	17 Hous. 7:35	18 Hous. 2:15
19 Pitt. 1:15-DH	20 Pitt. 7:35	21 St. L. 8:35	22 St. L. 8:35	23 St. L. 8:35	24 Chi. 7:35	25 Chi. 7:00
26 Chi. 2:15	27 Pitt. 7:35	28 Pitt. 7:35	29 Pitt. 7:35	30	31 Chi. 2:35	

AUGUST

SUN	MON	TUE	WED	THUR	FRI	SAT
						1 Chi. 2:20
2 Chi. 2:20	3	4 L.A. 7:35	5 L.A. 7:35	6	7 S.F. 10:35	8 S.F. 4:05
9 S.F. 3:05-DH	10 L.A. 8:35	11 L.A. 10:35	12 L.A. 10:35	13	14 S.F. 7:35	15 S.F. 7:00
16 S.F. 2:15	17	18 Phil. 7:35	19 Phil. 7:35	20	21 N.Y. 7:35	22 N.Y. 7:00
23 N.Y. 2:15	24 N.Y. 7:35	25 Mont. 7:35	26 Mont. 7:35	27 Mont. 7:35	28 N.Y. 8:05	29 N.Y. 7:05
30 N.Y. 2:05	31 Mont. 7:35					

SEPTEMBER

SUN	MON	TUE	WED	THUR	FRI	SAT
		1 Mont. 7:35	2 Mont. 7:35	3 Phil. 7:35	4 Phil. 8:05	5 Phil. 7:05
6 Phil. 1:35	7 S.D. 7:00*	8 S.D. 7:35	9 S.D. 12:30	10	11 L.A. 7:35	12 L.A. 7:00
13 L.A. 2:15	14 Hous. 8:35	15 Hous. 6:00	16 S.F. 10:35	17 S.F. 10:35	18 L.A. 10:35	19 L.A. 10:05
20 L.A. 4:05	21 S.D. 10:05	22 S.D. 10:05	23 S.D. 10:05	24	25 Atl. 7:35	26 Atl. 7:35
27 Atl. 2:05	28 S.F. 7:35	29 S.F. 7:35	30 Hous. 7:35			

OCTOBER

SUN	MON	TUE	WED	THUR	FRI	SAT
				1 Hous. 5:00	2 Atl. 7:35	3 Atl. 2:15
4 Atl. 2:15						

Home Away

ALL TIMES ARE CINCINNATI TIME.



More publications available at:

www.retroseasons.com/library/

Cincinnati Reds

Media Fact Book

1981 Edition

REDS PUBLICITY OFFICE

(513) 421-4510

421-4512 (night line)

Director of Publicity

JIM FERGUSON

Director of Publications

JOHN OLBERDING

Administrative Assistant

DORCAS PATTEN

©Copyright 1981, The Cincinnati Reds

Table of Contents

All-Star Data	110
Attendance Data	121-124
Batting , Final Official 1980	66
Opponents vs. Reds 1980	76-77
Reds All-Time 300 Hitters	80
Reds All Time Top 5	88
Reds Breakdown 1980	74-75
Behind The Scenes	63
Birthdays of Reds Players	52
Championship Series, History, Results	112-113
Club Officials and Front Office Staff	3-7
Coaches	10-13
Day By Day, 1980	70-72
Grand Slam Home Runs	79
Gold Glove Winners	103
Hall of Fame, Reds in Cooperstown	101
Hall of Fame, Reds	109
Highs and Lows, 1980	68
History of Reds	98-101
Home Run Data	78-79
Hotels	138
Howsam, Bob	103
Inter-Club Won-Lost Records	67, 102
League-Leading Performances by Reds	89
McNamara, John	8-9
Minor League Information	131-137
Most Valuable Player Data	108-109
Most Valuable Players, Reds	108-109
Non-Roster Players	64-65
Pinch-Hitting	36
Pitching , Final Official 1980	66
Lifetime Won-Lost	86
Lifetime by Parks	86
20-game Winners	84
No-Hit Games	86
Opponents Lifetime Records	85
Reds Breakdown 1980	82-84
Reds All-Time Top 5	88
Winning Streaks	53
Player Sketches & Career Records	14-65
Radio Data	129
Radio Network	130
Records, Reds Individuals	90
Records, Reds Team	91
Red Seat Home Runs	33
Riverfront Stadium Data	119
Riverfront Stadium Diagram	118
Roster	143
Roster, All-Time	104-107
Rules & Regulations	96
Saves Leaders	15
Schedule, 1980, Day-by-Day	125-128
Scouting Roster	135
Spring Training	139-142
Standings	67-68
Team of the 70's	100-101
Television Data	129
Ticket Data	120
Triple Crown Leaders, Reds	94-95
Wagner, Dick	4
World Series History, Results	114-116
Year-by-Year, Records, Reds	92-93

Throughout the 1981 Reds Media Fact Book:

* Denotes league leader in career statistics

† Denotes tied for league in career statistics

Cincinnati Reds Officials

Officers

Chairman Emeritus	Louis Nippert
Chairmen	James R. Williams and William J. Williams
Vice-Chairman	Robert L. Howsam
President & Chief Executive Officer	Richard Wagner
Secretary	Henry W. Hobson, Jr.
Treasurer	James R. Williams
Vice President/Marketing	Roger Ruhl
Vice President/Scouting	Joe Bowen
Vice President /Player Personnel	Sheldon Bender

Partners

J. Barrett Buse	Robert D. Lindner	Marge Schott
David G. Gamble	Lloyd I. Miller	Taft Broadcasting
Carl A. Kroch	Louis Nippert	Company
Carl H. Lindner	Mrs. Louis Nippert	Morley P. Thompson

Front Office Staff

Richard Wagner	President and Chief Executive Officer
Roger Ruhl	Vice-President/Marketing
Sheldon Bender	Vice-President/Player Personnel
Joe Bowen	Vice-President/Scouting
Don Tecklenburg	Business Manager
Ray Shore	Special Assignment Scout
Woody Woodward	Assistant General Manager
Jim Ferguson	Director Publicity
D. L. Porco	Controller
Jim Winters	Director Broadcasting
Sal Artiaga	Business Coordinator, Player Development
Doug Bureman	Traveling Secretary
Gordy Coleman	Director Speakers Bureau
Doug Duennes	Director Stadium Operations
Bob Kruetzkamp	Director Special Projects
John Olberding	Director Publications
Bill Stewart	Director Ticket Department
Janet Wendel	Director Season Ticket Sales and Customer Relations
Charlie Taylor	Director Group Sales
Cheryl Williams	Shopkeeper, 580 Gifts and News
Chris Krabbe	Assistant to Controller
Jim Harkness	Advertising Sales, RedsVue and Yearbook
Marsha Brown	Scoreboard
Chris Carey	Marketing
Patricia Mulrone	Administrative Assistant
Dorcas Patten	Administrative Assistant
Joyce Pfarr	Administrative Assistant
Lois Schneider	Administrative Assistant
Lubie Veal	Turf Superintendent
Larry Starr	Trainer
Bernie Stowe	Equipment Manager

Accounting: Carl Scheidenberger, Greg Park, Norma Blankenship, Rose Price, *Administrative:* Kathy Butscha, Pat Coffey, Bob Harrison, Judy Waters, *Broadcasting:* Susan Burns, *Group Sales:* Jonell Moody, *PBX:* Betty Sheldon, *Marketing:* Vicki Henderson, *Scouting:* Wilma Mann, *Stadium Operations:* Brian Hunterman, Steve Sears, Ginny Kamp, *Tickets:* Mark Altmier, Deborah Lohr, John O'Brien, Monica Shack, Dave Sharp, and Jane Vatter.

Richard Wagner

President and Chief Executive Officer

To describe Dick Wagner is to describe first and foremost a baseball man. Since the age of 19 he has been involved in the sport on the decision making level and the broad range of experience he has accumulated has served him well in his three years as head of the Reds. Every action he takes is with the goal of improving the ball club on and off the field and he has shown that he is willing to make the tough decisions sometimes necessary to achieve that goal. Raised in a small Nebraska town, Wagner



was active and deeply interested in all sports. While serving in the U. S. Navy on the West Coast, he had the opportunity to see Pacific Coast League games which whetted his sports appetite and led to his start in Baseball. Upon discharge from the Navy in December, 1946, and at the age of only 19, he was named by Eddie Gilliland, then farm director for the Tigers, to the post of general manager of the Detroit Club's Thomasville franchise in the Georgia-Florida League. The next season, 1948, with Jack Tighe running the club on the field, Wagner was General Manager of the pennant winning Flint, Mich.

club in the Central League. Later in his minor league career, Wagner enjoyed back to back championships in 1956 and 1957 while General Manager of the Lincoln, Neb., entry in the Western League with Larry Shepard as field manager.

He was named Minor League Baseball Executive of the Year in 1957 by The Sporting News.

Wagner departed Baseball to pursue interesting careers in other fields — arenas, radio management and for three years as an executive in Hollywood under John H. Harris, President of the Ice Capades, Inc.

It was two years before the last of those positions, in 1964, that Wagner had been called upon by former baseball friend Bob Howsam to be promotions director with the St. Louis Cardinals. And when Howsam moved to Cincinnati, he called upon Wagner again, this time to become the No. 2 man in the organization. It was a call Wagner could not resist, so he moved to Cincinnati and has been an integral part of the Reds operation for the past 14 years.

Wagner tended to the Reds' "business side" while Howsam concentrated on baseball's on-field activities and player development. By 1970 the Reds were transformed into pennant winners, and at the same time, fans attracted by promotions and new selling techniques were entering the turnstiles in record numbers.

When Bob Howsam announced the "changing of the guard" in February of 1978, Dick Wagner took over as President and Chief Executive Officer.

Richard Wagner was born October 19, 1927 in Central City, Nebraska. He married the former Gloria Larsen, also of Central City, in 1950. The Wagners have two children.

Roger Ruhl

Vice-President, Marketing

Ruhl co-ordinates the Reds' marketing (sales, promotion, publicity, advertising, on-field activities). He oversees the season ticket, group sales, publicity and publications departments, as well as the Reds' 580 Gift Shop. A native Cincinnati-



he graduated from West Virginia University, where he was Sports Information Director. He was an information sergeant with the U. S. Army in Vietnam and Public Relations Director with the Cincinnati Royals before joining the Reds as Publicity Director in 1971. He became the Promotion/Sales Director in 1973 and assumed his present position in April, 1978. He and his wife Lynne have a daughter.

Don Tecklenburg

Business Manager

Tecklenburg returned to the Reds in October, 1979 after previously serving on the Reds administrative staff from 1974 to 1976. He oversees the Reds accounting, stadium operations and ticket departments and coordinates the club's data processing. A native Cincinnati, he first started working summers for the Reds as a part-timer in-



(Continued on page 6)

Sheldon Bender

Vice-President, Player Personal

"Chief" Bender coordinates the Reds minor league operations. He is responsible for the instruction and development of the young talent on the six minor league clubs in the Reds farm system. Bender is in his 37th year in baseball. Chief played and managed in the



minor leagues for 12 seasons. He was with the St. Louis Cardinals organization from 1948 to 1966, before joining the Reds as Director of Player Personnel in 1967. He was named to his present position in April, 1978. His baseball career was interrupted in its early years by World War II. Bender and his wife Dotty have a son.

Joe Bowen

Vice-President, Scouting

Bowen directs a network of 18 full-time and recommending scouts. His staff sees about 6,000 high school, college, American Legion and other amateur games each year, and they file reports on 2,000 players.



He is responsible for providing the flow of talent into the Reds Farm system. Bowen is a grad-

(Continued on page 6)

Don Tecklenburg (continued from page 5)

cluding a stint with the ground crew, while in school at Brown University. Following graduation from Brown, Tecklenburg earned a master's degree from the University of Virginia. He came to the Reds from Reliance Electric of Cleveland, where he was production planning supervisor. He and his wife Linda have a daughter.

Joe Bowen (continued from page 5)

uate of Salem (W. Va.) College and holds a master's degree from Temple University. His baseball career spans over 30 years, and three organizations (Brooklyn, Pittsburg and Cincinnati). He joined the Reds as a scout in 1967 and became the Director of Scouting the following year. He was named to his present position in April, 1978. He and his wife Betty live in Cincinnati.

Front Office Staff

RAY SHORE, Special Assignment Scout, broke into baseball as a catcher. His career was interrupted early by World War II. He turned pitcher in 1946 and spent most of the next 12 seasons in the minors, except for three partial seasons (1946-48) with the St. Louis Browns. He was a Reds coach from 1963-67. He and his wife Kathy live in Cincinnati.

WOODY WOODWARD, Assistant General Manager, was named to his present position last January after 2½ years as the Reds' minor league field coordinator. He spent eight seasons as an infielder in the National League, the last 3½ with the Reds. He has also been baseball coach at his alma mater, Florida State University, and he was a Reds television commentator for one year. Woody and his wife Pamela have three children.

JIM FERGUSON, Director of Publicity, deals with print and broadcast media which cover the Reds. An Ohio State graduate in journalism, Ferguson covered the Reds for 14 years while a sportswriter with the Dayton Daily News. He is now in his ninth season with the Reds, Jim is a native of Jamestown, Ohio. He and his wife Joanne have a son and a daughter.

LOU PORCO, Controller, has headed the accounting department since 1961. A Registered C.P.A., he supervises all financial matters, payroll and internal auditing of the club. He is a graduate of New York University and has done postgraduate work at Xavier University and Samuel Chase Law School. He and his wife Billie have two daughters, a son and three grandsons.

JIM WINTERS, Director of Broadcasting, heads the largest independent radio network in the nation. A former executive with a broadcast group in New England, he puts together the total Reds radio package which includes spring games, regular season games, and pre- and post-game shows. He also handles advertising sales for the Riverfront Stadium scoreboard. He and his wife Barbara have two daughters and a son.

SAL ARTIAGA, Business Coordinator, Player Development, has been a member of the Reds' staff since 1967 as Assistant in the Player Development and Scouting Departments, after serving as Business Manager for the Tampa Tarpons. He was named to his present position in January, 1980. He is a native of New Mexico. He and his wife Sue have three children.

DOUG BUREMAN, Traveling Secretary, coordinates all phases of travel for the Reds players and staff, dealing with airlines, bus companies, hotels, etc. Team travel totals about 35,000 miles a year. During spring training, his duties expand to the role of a kind of "jack of all trades." A Springfield, Oh., native, he holds undergraduate and graduate degrees (Sports Administration) from Ohio University.

GORDY COLEMAN, Director of Speaker's Bureau, is a non-stop talker in his role with the Reds. He makes some 200 appearances annually. Coleman, a former Reds first baseman (1961-67), is a member of the Reds Hall of Fame. He attended Duke University. He and his wife Marion have one son.

DOUG DUENNES, Director of Stadium Operations, is responsible for the day-to-day operation of the stadium for the Reds. On game days his department swells with more than 300 part-time, game personnel (police, ushers, tickettakers, clean-up, grounds crew). He attended the University of Cincinnati and was with MacGregor Brunswick before joining the Reds in 1975. He was named to his present position in October, 1978.

BOB KRUEZKAMP, Director of Special Projects, returned home to the Reds in June, 1978. He worked part-time for the Reds from 1973 to 1975 while in college. A Northern Kentucky native, he graduated from Xavier University with an A.B. in economics in 1975. He graduated from Duke Law School in 1978.

JOHN OLBERDING, Director of Publications, is responsible for publications such as the Media Fact Book, the Yearbook Magazine, Reds Vue and the Scorebook. He also supervises the operation of the scoreboard and is the Reds on-field M.C. A graduate of Miami University, he joined the Reds in April, 1979. He and his wife Kathy are native Cincinnatians.

BILL STEWART, Director of Ticket Department, joined the Reds in 1978 after directing the Ohio University Sports Administration program for six years. A native of Troy, OH, Stewart coached and taught in Springfield for 19 years. He graduated from Wittenberg, has a Master's Degree in Physical Education from Alabama and earned his doctorate in P.E. from Indiana. He and his wife Marilyn have two sons.

CHARLIE TAYLOR, Director of Group Sales, was named to his present position in February, 1980 after joining the Reds in 1977. His department handles ticket sales for groups of 30 or more attending Reds' games. The Northern Kentucky native was a pitcher at the University of Kentucky, Eastern Kentucky and in the Houston Astros organization. He and his wife Pam have three daughters.

JANET WENDEL, Director of Season Tickets, was named to her present position in January, 1980 after working in the Reds' accounting department for the previous six years. She supervised the work of a five person staff. Her duties also include customer relations. A native of Botkins, Ohio, she attended the University of Cincinnati.

CHERYL WILLIAMS, Shopkeeper, 580 Gifts and News, manages the Reds official gift shop and newsstand in downtown Cincinnati. She grew up in the Northern Kentucky suburb of Erlanger and attended Miami University. She started work at 580 in 1975 and was elevated to Shopkeeper in June, 1977.

NO. 3



John McNamara

No.: 3

Manager

Born: 6-4-32, Sacramento, CA

Resides: Sacramento, CA.

Bats: Right Throws: Right

Ht.: 5-10 Wt.: 175

Married: Kathleen Fordon

Children: Peggy (8-9-56), Mike (12-7-57),

Maureen (1-10-60), Susan

(9-12-63)

Full Name: John Francis McNamara

John McNamara reached a milestone in his career as a major league manager on the final day of the 1980 season when the Reds won for the 89th time, giving him his 500th victory as a major league manager. But a bigger monument to his success as a manager last year was the fact that he was instrumental in keeping his team "alive" in the Western Division race until only four games remained to be played. This was a team that was picked by the "experts" during spring training to finish down in the pack, then written off time after time during the season. Yet McNamara had the team in the thick of one of the tightest division races in National League history until the final week, finishing three games behind Houston and Los Angeles, which finished in a tie for first place, necessitating a playoff game. "People underestimated us in 1979 when we came from behind and won the division," said McNamara. "They did it in 1980 and we almost pulled it off again. If they underestimate us this year, they'll be making a mistake again." The 1980 season could well have been McNamara's best as a manager. There was a period of time during the middle of the season when he almost literally didn't know from day to day who his starting pitcher would be for upcoming games. This was at a time when Tom Seaver, Bill Bonham and Frank Pastore, the trio expected to be the mainstays of the starting rotation, were all on the disabled list. Seaver sat out five weeks; Pastore missed about six weeks; and Bonham was idle virtually the entire season. It was a time when the young pitchers, of whom McNamara is so proud, matured rapidly and let the Reds keep afloat until Seaver and Pastore returned. The starting rotation in July consisted primarily of Paul Moskau, the oldest at 26 and most experienced with two years in the N.L.; Mike LaCoss, 24 with 1½ years; and three rookies — Charlie Leibrandt, 23; Joe Price, 23; and Bruce Berenyi, 25. "When we took over here in 1979," says McNamara, "our goal was to establish some credibility in our pitching and we've done that. I'm proud of our pitching right now. We showed

the last half of the season what we could do." Over the last 69 games of the 1980 season, the Reds' pitching staff had a collective earned run average of 3.09, the best in the National League over that period. The 1980 season was similar to 1979, the first for McNamara with the Reds, when the team came from 10 games off the pace in mid-season and made it all the way to the Western Division title, the sixth for the Reds in the decade of the 1970s. McNamara has had a 17-year managerial career that began when he was 26 and still active as a catcher. He spent nine seasons as a minor league manager before he made it to the major leagues in 1968 as a coach for the Oakland A's, eventually succeeding Hank Bauer as manager of that team late in the 1969 season. His 1970 Oakland team finished second. He later managed the San Diego Padres for 3½ years and was a coach with both the San Francisco Giants and California Angels.

1951	Fresno	.209	60	182	20	38	2	0	0	12	42	43	1
1952	Houston	.077	6	13	0	1	0	0	0	0	0	2	2
1952	Lynchburg	.178	102	303	25	54	8	0	0	19	42	41	1
1953													
1954													
1955	Lewiston	.239	129	427	49	102	24	4	1	54	53	54	7
1956	Sacramento	.171	76	181	22	31	5	1	1	18	16	31	1
1956	Albuquerque	.277	29	83	11	23	2	2	1	9	25	14	2
1957	Tulsa	.149	19	47	5	7	2	0	0	5	8	14	1
1957	Amarillo	.280	43	93	17	26	8	0	0	21	27	11	0
1958	Lewiston	.276	133	439	62	117	20	2	2	63	65	56	2
1959	Lewiston	.248	141	491	74	122	25	4	1	44	62	64	12
1960	Lewiston	.253	120	387	62	98	19	2	0	42	60	53	4
1961	Lewiston	.265	77	204	28	54	6	0	0	27	41	32	1
1962	Lewiston	.274	93	281	41	77	11	2	1	33	51	49	2
1963	Birmingham	.226	69	199	19	45	10	1	0	24	36	34	2
1964	Dallas	.194	13	13	1	6	0	0	0	1	2	14	0
1965													
1966	Mobile	.235	8	17	3	4	0	0	0	0	3	4	0
1967	Birmingham	.000	2	6	1	0	0	0	0	1	2	1	0

Managerial

Year	Club	League	Pos.	1st Half		2nd Half		
				W	L	Pos.	W	L
1959	Lewiston*	Northwest	Second	36	34	Third	39	32*
1960	Lewiston	Northwest	Third	38	29	Third	40	34
1961	Lewiston†	Northwest	First	41	25	Second	43	31
1962	Lewiston	Northwest	Fifth	31	38	Fourth	35	37
1963	Binghampton	Eastern	Fourth	65	75	—	—	—
1964	Dallas	Pacific Coast	Sixth	53	104	—	—	—
1965	Birmingham	Southern	Eighth	54	85	—	—	—
1966	Mobile	Southern	First	88	52	—	—	—
1967	Birmingham	Southern	First	84	55	—	—	—
1969	Oakland‡	American	Second	8	5	—	—	—
1970	Oakland	American	Second	89	73	—	—	—
1974	San Diego	National	Sixth	60	102	—	—	—
1975	San Diego	National	Fourth	71	91	—	—	—
1976	San Diego	National	Fifth	73	89	—	—	—
1977	San Diego§	National	Fourth	20	28	—	—	—
1979	Cincinnati	National	First	90	71	—	—	—
1980	Cincinnati	National	Third	89	73	—	—	—
Major League Totals				500 532				

*—best overall record

†—won playoff

‡—replaced Hank Bauer, Sept. 19

§—replaced by Alvin Dark, May 30

Coach—Oakland, 1968-69

Coach—San Francisco, 1971-72-73

Coach—California, 1978

NO. 4



Harry Dunlop

No.: 4

Coach

Born: 9-6-33, Sacramento, CA.

Resides: Sacramento, CA.

Batted: Left Threw: Right

Ht.: 6-2 Wt.: 195

Married: Joanne Aradis

Children: Laura (9-1-58), David (3-21-60),
Susan (7-31-62)

Named Coach: 12-14-78

Full Name: Harry Alexander Dunlop

Harry Dunlop is a veteran major league coach, having worked in that capacity for 10 seasons with the Reds, Kansas City and the Chicago Cubs. During the season, his assignment is in the dugout, working closely with Manager John McNamara. Dunlop had a 13-year playing career as a minor league catcher, much of it as a playing manager. He managed 10 years, beginning at age 24.

Year	Club	Pct.	G	AB	R	H	2B	3B	HR	RBI	BB	SO	SB
1952	Bristol	.255	16	55	4	16	4	0	0	8	10	4	1
1952	Burlington	.238	70	223	19	53	9	0	1	31	30	23	3
1953-54						Military Service							
1955	Lincoln	.232	84	250	28	58	8	0	1	29	39	33	3
1956	New Orleans	.231	9	26		6							
1956	Williamsport	.250	96	196	22	74	14	0	2	36	31	24	0
1957	Lincoln	.198	87	252	22	50	5	2	1	15	27	29	1
1958	Tucson	.349	112	427	70	149	26	8	4	77	48	23	12
1959	Tri-City	.263	134	453	58	118	22	0	3	60	65	28	6
1960	Tri-City	.333	119	387	58	129	22	0	2	68	58	21	6
1961	Stockton	.287	103	348	47	100	9	0	1	37	46	25	8
1962	Stockton	.249	78	201	22	50	9	1	1	24	26	16	1
1963	Stockton	.354	19	48	9	17	4	0	2	8	5	5	1
1964	Stockton	.246	28	69	7	17	0	0	2	6	5	8	0
1965	Quad Cities	.306	15	36	4	11	2	1	0	3	4	3	0
1966	Quad Cities	.429	9	14	1	6	2	0	0	1	3	0	0
1967						(Did not play)							
1968	Seattle	.000	1	1	0	0	0	0	0	0	0	1	0

Managerial

Year	Club	League	1st Half		2nd Half			
			Pos.	W	L	Pos.	W	L
1958	Tucson	Arizona-Mexico	Second	66	54	—	—	—
1961	Stockton	California	Sixth	21	46	Third	33	36
1962	Stockton	California	Sixth	33	38	Third	37	30
1963	Stockton* #	California	Second	41	31	First	46	21
1964	Stockton	California	Fourth	34	35	Sixth	35	35
1965	Quad Cities	Midwest	Ninth	25	37	Seventh	28	33
1966	Quad Cities	Midwest	Sixth	30	31	Fourth	33	40
1967	San Jose* #	California	First	46	22	Second	40	40
1977	Wichita	American Assn.	Second	68	64	(West Div.)		
1978	Wichita	American Assn.	Fourth	58	77	(West Div.)		

*—won playoff, #—Named Manager of Year in league

Coach — Seattle 1968, Kansas City 1969-1975, Chicago Cubs 1976, Cincinnati 1979.—

Bill Fischer

NO. 6

No.: 6
 Pitching Coach
 Born: 10-11-30, Wausau, WI.
 Resides: Sarasota, FL.
 Batted: Right Threw: Right
 Ht.: 6-0 Wt.: 210
 Married: Nora Runyon
 Named Coach: 12-1-78
 Full Name: William Charles Fischer



FISCHER

Bill Fischer is in his third season as the Reds' pitching coach and has been a major factor in the development of a youthful pitching staff that has become one of the team's strengths. He came to the Reds from the Kansas City organization, where he specialized in working with young pitchers as the farm system pitching instructor. Fischer spent nine years as a major league pitcher with the Chicago White Sox, Detroit Tigers, Washington Senators, Kansas City A's and Minnesota Twins. When he talks about control, his pitchers pay attention because Fischer holds a major league record for pitching 84 $\frac{1}{3}$ consecutive innings without walking a batter.

Year	Club	Pct.	G	AB	R	H	2B	3B	HR	RBI	BB	SO	SB
1948	Wisc. Rapids	14- 3	2.63	19	19	16	147	131	66	43	47	118	
1949	Hot Springs	16-15	3.89	34	34	19	227	272	148	98	94	140	
1950	Memphis	1- 1	5.79	5	3	1	14	17	9	9	10	9	
1950	Waterloo	11- 7	4.12	25	25	13	177	155	97	81	93	138	
1951	Waterloo	5-10	3.77	24	24	8	124	121	66	92	63	63	
1951	Colo. Springs	3- 6	8.17	16	16	1	65	82	63	59	46	46	
1954	Memphis	14-12	3.86	35	28	11	203	207	107	87	73	92	
1955	Memphis	5-15	4.85	34	28	10	204	213	120	110	82	73	
1956	Chicago (AL)	0- 0	18.00	3	0	0	2	6	4	4	1	2	
1956	Toronto	5- 3	3.09	13	9	3	64	68	22	22	14	24	
1956	Vancouver	6- 8	4.66	16	14	4	97	125	54	50	26	40	
1957	Chicago (AL)	7- 8	3.48	33	11	3	124	139	50	48	35	48	
1958	Chi-Det-Wash	4-10	5.71	42	6	0	88	113	71	62	31	42	
1959	Washington	9-11	4.28	34	29	6	187	211	98	89	43	62	
1960	Wash-Det	8- 8	4.30	40	13	2	132	135	68	63	35	55	
1961	Det-KC	4- 2	4.62	41	1	0	68	80	37	35	23	30	
1962	Portland	2- 2	1.00	13	0	0	35	23	8	4	7	26	
1962	Kansas City	4-12	3.94	34	16	5	128	150	61	56	8	38	
1963	Kansas City	9- 6	3.56	45	2	0	95	86	44	38	29	14	
1964	Minnesota	0- 1	7.71	9	0	0	7	16	6	6	5	2	
1965	Indianapolis	11-10	3.37	30	21	9	163	158	76	61	18	91	
1966	Indianapolis	11- 6	2.35	37	16	6	165	144	50	43	23	110	
1967	Indianapolis	12- 4	2.36	24	13	8	118	123	47	31	12	55	
1958	Hawaii	8- 9	3.11	24	19	4	139	137	57	48	15	46	
Major League Totals		45-48	4.34	281	78	16	831	936	439	401	210	313	

Coach — Cincinnati 1979 —

NO. 2

Russ Nixon



No.: 2

Coach

Born: 2-19-35, Cleves, OH.

Resides: Williamsburg, OH.

Bats: Left Throws: Right

Ht.: 6-1 Wt.: 185

Married: Glenda Carder

Children: Rebel (4-6-56), Chris (10-20-57),
Misty (7-1-51) and Samantha
(12-7-64)

Named Coach: 12-10-75

Full Name: Russell Eugene Nixon

Russ Nixon is in his 12th season in the Cincinnati Reds' organization. This is his sixth as a major league coach, following a successful six-year stint as a manager in the farm system, where his teams won one championship and finished second three times. He serves Manager John McNamera as third base coach. Nixon has spent nearly half of his life in a major league uniform. He had a distinguished 13-year career as a major league catcher, all in the American League with Cleveland, Boston and Minnesota. Nixon was honored in 1951 as the national Player of the Year in American Legion baseball.

Year	Club	Pct.	G	AB	R	H	2B	3B	HR	RBI	BB	SO	SB
1953	Green Bay	.336	43	137	17	46	6	5	0	30	12	25	1
1954	Jack. Beach	*.387	125	465	114	180	*36	12	6	96	67	27	8
1955	Keokuk	*.385	94	358	66	138	29	2	5	77	53	44	2
1956	Indianapolis	.319	105	320	38	102	19	5	4	44	23	25	3
1957	Cleveland	.281	62	185	15	52	7	1	2	18	12	12	0
1958	Cleveland	.301	113	376	42	113	17	4	9	46	13	38	0
1959	Cleveland	.240	82	258	23	62	10	3	1	29	15	28	0
1960	Cleveland	.244	25	82	6	20	5	0	1	6	6	6	0
1960	Boston	.298	80	272	24	81	17	3	5	33	13	23	0
1961	Boston	.289	87	242	24	70	12	2	1	19	13	19	0
1962	Boston	.278	65	151	11	42	7	2	1	19	8	14	0
1963	Boston	.268	98	287	27	77	18	1	5	30	22	32	0
1964	Boston	.233	81	163	10	38	7	0	1	20	14	29	0
1965	Toronto	.323	31	93	10	30	3	2	0	14	12	12	2
1965	Boston	.270	59	137	11	37	5	1	0	11	6	23	0
1966	Minnesota	.260	51	96	5	25	2	1	0	7	7	13	0
1967	Minnesota	.235	74	170	16	40	6	1	1	22	18	29	0
1968	Pittsfield	.212	41	137	15	29	3	2	0	13	13	15	0
1968	Boston	.153	29	85	1	13	2	0	0	6	7	13	0
Major League Totals		.268	906	2504	215	670	115	19	27	266	154	279	0

Managerial

Year	Club	League	Position	Won	Lost
1970	Sioux Falls	Northern	Sixth	24	46
1971	Tampa	Florida State	Second (West)	79	61
1972	Tampa	Florida State	Second (West)	66	64
1973	Tampa	Florida State	Fourth (North)	73	71
1974	Tampa	Florida State	First (North)	68	64
1975	Tampa	Florida State	Second (North)	72	59

Coach — Cincinnati, 1976 —

Ron Plaza

NO. 11

No.: 11

Coach

Born: 8-24-34, Passaic, N.J.

Resides: St. Petersburg, FL.

Batted: Right Threw: Right

Ht.: 6-0 Wt.: 180

Married: Phyllis Day

Children: Sherry (10-18-48), David

(3-24-57), Tina (10-19-52)

and Allison (3-31-60)

Full Name: Ronald Charles Plaza



PLAZA

It is no exaggeration to say that Ron Plaza has devoted his life to baseball. The Reds' first base coach won't turn 47 until late in the 1981 season, but he is already in his 30th consecutive season in professional baseball. Plaza has not missed many assignments along the way, serving as a player, coach, manager and minor league coordinator. The highly regarded instructor spent 10 seasons as a manager, winning three titles. He was Field Coordinator for the entire Reds' farm system from 1970 through 1977, then moved up to Cincinnati as a coach in 1978.

Year	Club	Pct.	G	AB	R	H	2B	3B	HR	RBI	BB	SO	SB
1951	Johnston C.	.302	56	212	45	64	16	2	4	34	42	61	7
1952	Albany	.211	135	497	75	105	11	3	9	47	72	69	3
1953	Hamilton	.273	123	455	85	124	*37	7	6	106	102	74	13
1954	Allentown	.260	137	485	58	126	19	11	6	67	74	83	5
1955	Allentown	.284	119	423	66	120	19	9	8	79	70	69	18
1956	Rochester	.297	121	417	69	124	23	1	5	30	55	66	2
1957	Rochester	.221	144	467	54	103	17	5	14	49	74	67	2
1958	Omaha	.238	145	478	59	114	21	7	3	36	43	75	5
1959	Omaha	.246	133	472	55	116	20	6	4	48	38	63	4
1961	Charleston	.245	98	274	32	67	16	1	5	36	33	41	0
1962	Atlanta	.191	100	230	24	44	6	2	1	23	24	26	1

Managerial

Year	Club	League	1st Half		2nd Half			
			Pos.	W	L	Pos.	W	L
1963	Billings	Pioneer	Third	28	30	Fourth	33	36
1964	Winnipeg	Northern	Fourth	52	65	—	—	—
1965	Cedar Rapids	Midwest	Sixth	28	29	Second	34	23
1966	Cedar Rapids	Midwest	Third	33	25	First	48	15
1967	St. Petersburg	Florida State	First	50	22	First	46	21
1968	St. Petersburg	Florida State	Second	80	63	—	—	—
1970	Bradenton	Gulf Coast	Sixth	25	35	—	—	—
1971	Bradenton	Gulf Coast	Fourth	23	29	—	—	—
1972	Bradenton	Gulf Coast	Eighth	21	39	—	—	—
1973	Bradenton	Gulf Coast	Eighth	20	32	—	—	—

Coach — Cincinnati 1978-

NO. 40

BAIR



Doug Bair

No.: 40

Position: Pitcher

Born: 8-22-49, Defiance, OH.

Resides: Cincinnati, OH.

Bats: Right Throws: Right

Ht.: 6-0 Wt.: 180

Married: Connie Taylor

Acquired: From Oakland for Dave

Revering and cash, 2-25-78

Full Name: Charles Douglas Bair

Doug Bair has been one of the most durable pitchers in the National League during his three seasons with the Reds, appearing in 196 games. Only three pitchers have worked in more National League games during that time, two of them barely ahead of the 31-year-old righthander. Kent Tekulve has been the clear N.L. leader with 296 appearances, followed by Gene Garber with 201 and Gary Lavelle with 199. Bair has accounted for 21 wins and 50 saves, fifth best total in club history, over the three years. Bair, a product of Northwestern Ohio and a graduate of Bowling Green State University, had three distinct parts to his 1980 season. He liked two of them. The hard-throwing veteran, who hasn't started a game since he discovered the bullpen in 1976, pitched well for the Reds in the early part of the season and again down the stretch, but he struggled through the middle of the year. From Opening Day through the end of May, Bair had a 2.25 ERA and five saves, only one behind Tom Hume for the club lead, during 21 appearances. From the first day of August through the end of the season, Doug had similar statistics, a 2.33 ERA for 18 appearances. Doug kept the Reds in the pennant race late in September when he beat the Padres two nights in a row, retiring 6 of the 7 batters he faced in each game. While he would like to forget the middle of the season, he won't forget a message that was delivered to him. Manager John McNamera had a long talk with Bair and convinced him that he was forgetting the pitch that got him to the major leagues, a smoking fast ball. "I was a power pitcher who wasn't using my power. I really didn't realize how often I was throwing breaking pitches and getting behind the hitters," said Bair. His late-season performance indicated Bair won't make the same mistake again.

Year	Club	W-L	ERA	G	GS	CG	IP	H	R	ER	BB	SO
1971	Salem	2- 3	5.90	6	6	1	29	35	22	19	26	18
1971	Waterbury	1- 0	0.00	1	1	1	7	5	0	0	0	2
1972	Salem	15- 7	2.85	24	24	15	180	170	86	57	95	186
1972	Charleston	0- 0	6.75	1	1	0	4	5	3	3	0	5
1973	Charleston	7-11	4.39	26	26	3	158	173	103	77	87	94
1974	Charleston	7-16	4.07	26	26	11	170	166	87	77	91	117
1975	Charleston	9-12	3.01	26	26	7	167	157	72	56	58	113
1976	Charleston	7-10	3.18	45	0	0	122	102	48	43	57	108
1976	Pittsburgh	0- 0	6.00	4	0	0	6	4	4	4	6	4
1977	San Jose	5- 2	2.18	20	0	0	33	24	8	8	17	49
1977	Oakland	4- 6	3.47	45	0	0	83	78	39	32	57	68
1978	Cincinnati	7- 6	1.98	70	0	0	100	87	23	22	38	91
1979	Cincinnati	11- 7	4.31	65	0	0	94	93	47	45	51	86
1980	Cincinnati	3- 6	4.24	61	0	0	85	91	42	40	39	62
N.L. Totals		21-19	3.50	200	0	0	285	275	116	111	134	243
A.L. Totals		4- 6	3.47	45	0	0	83	78	39	32	57	68
Major League Totals		25-25	3.50	145	0	0	368	353	155	143	191	311

LIFETIME MAJOR LEAGUE HITTING: AB—24, H—2, HR—0, RBI—1, Pct.—.083.
LIFETIME MAJOR LEAGUE SAVES: 1977—8, 1978—28, 1979—16, 1980—6, Total—58.

Championship Series

Year	Club	W-L	ERA	G	GS	CG	IP	H	R	ER	BB	SO
1979	Cincinnati	0- 1	9.00	1	0	0	1	2	1	1	1	0

TOP E.R.A. LEADERS

(Top Eleven Qualifiers for Earned Run Leadership)

*Throws Lefthanded

Pitcher & Club	ERA	W	L	PCT	G	GS	CG	GF	SV	SHO	IP	H	R	ER	HR	BB	SO
Sutton, L.A.	2.21	13	5	.722	32	31	4	1	1	2	212	163	56	52	20	47	128
Carlton, Phil.*	2.34	24	9	.727	38	38	13	0	0	3	304	243	87	79	15	90	286
Reuss, L.A.*	2.52	18	6	.750	37	29	10	7	3	6	229	193	74	64	12	40	111
Blue, S.F.*	2.97	14	10	.583	31	31	10	0	0	3	224	202	79	74	14	61	129
Rogers, Mtl.	2.98	16	11	.593	37	37	14	0	0	4	281	247	101	93	16	85	147
Zachry, N.Y.	3.00	6	10	.375	28	26	7	1	0	3	165	145	65	55	16	58	88
SOTO, CIN.	3.08	10	8	.556	53	12	3	10	4	1	190	126	72	65	11	84	182
Whitson, S.F.	3.10	11	13	.458	34	34	6	0	0	2	212	222	88	73	7	56	90
Sanderson, Mtl.	3.11	16	11	.593	33	33	7	0	0	3	211	206	76	73	18	56	125
Forsch, Hou.	3.20	12	13	.480	32	32	6	0	0	3	222	230	90	79	15	41	84
PASTORE, CIN.	3.26	13	7	.650	27	27	9	0	0	2	185	161	72	67	13	42	110

Reds All-Time Saves Leaders

Following are all-time Reds saves leaders since the statistical category was first officially recognized in 1969:

Clay Carroll	102	Tom Hume	42
Pedro Borbon	76	Will McEnaney	24
Wayne Granger	73	Tom Hall	17
Rawly Eastwick	57	Joe Gibbon	11
Doug Bair	50	Don Gullett	11

NO. 5

BENCH



Johnny Bench

No.: 5

Position: Catcher

Born: 12-7-47, Oklahoma City, OK.

Resides: Cincinnati, OH.

Bats: Right Throws: Right

Ht.: 6-1 Wt.: 215

Single

Acquired: No. 2 draft choice regular phase, June, 1965

Full Name: Johnny Lee Bench

When Johnny Bench established one major league record and tied another during the 1980 season, they had to rank among the favorite accomplishments of his illustrious career with the Reds. They involved the two things that have been the most important to him — hitting homers and catching baseball games. When the 33-year-old catcher slammed a pitch from Montreal's David Palmer into the left field seats at Riverfront Stadium on July 15, Bench took one step toward first base and leaped high into the air in exultation. Johnny knew he had hit more home runs than any other catcher in the history of baseball. "It's hard to top MVP awards and World Series championships, but for one swing of the bat, though, this one can't be topped. It's not comparable to anything I've done." The home run was Bench's 314th as a catcher, erasing Yogi Berra's standard of 313, and a total that Bench would lift to 323 by the end of the season. Bench's overall career home run total of 356, including those he hit while playing other positions, ranks 30th on the all-time list and fourth behind Willie Stargell, Carl Yastrzemski and Reggie Jackson among active players. By the end of the season, Bench had caught in 100 or more games for the 13th consecutive season, a National League record and matching Bill Dickey's major league mark, adding to Bench's stature as perhaps the best catcher ever in baseball. "I'd like to be recognized as the best," said Bench, "but that judgment is made by your records and by the people who have seen you play. Who can really say who's the best?" Bench intends to cut down on his catching assignments in 1981, but he hopes to continue his impact as one of the best power hitters and most popular players in the game. When he was voted into the starting lineup for the 1980 All-Star game, it was the 10th time that has happened in the 11 years that fans have determined the lineup and his 13th All-Star selection, one for every full season he has been in the league. When he finished the season with 24 home runs, it was the 11th time in his 13 seasons he has had 20 or more. Johnny was the premier power

hitter in the decade of the '70s, piling up 1,013 RBIs, far ahead of any other major league player (Tony Perez was second with 954), and slugging 290 homers, a close third to the top totals of 296 by Stargell and 292 by Jackson. Bench's career RBI total is 1,259 and the only catcher who ever had more is Berra, with 1,430. Johnny's 1980 home runs included two with the bases loaded, the 10th and 11th of his career. He and Stargell are tied for second place on the all-time National League grand slam list, trailing only Willie McCovey's 18. Among Bench's recent off-the-field activities are roles as host of "The Baseball Bunch," a new TV show for children; co-host of the NBC-TV show "Games People Play"; and cutting a record with the Cincinnati Symphony Orchestra. He was saluted by the management of the Reds in 1980 when they commissioned famed sculptor Bob Scriver to create a bronze statuette of Bench in action. Among Bench's career achievements are National League MVP awards in 1970 and 1972, leading the league in both homers and RBIs in both seasons; World Series MVP in 1976; and 10 consecutive Gold Glove awards (1968-77) as the league's best defensive catcher. When he hit three home runs off Randy Jones in a May 29 game at San Diego, it was the third time he had accomplished that feat. Both of his other 3-homer games were against Steve Carlton. Bench has hit 2 or more homers in a game 17 times in his career. He and teammate George Foster are the only active players who have won league RBI titles three times. (CONTINUED)

Bench Catches 1731 Games

Johnny Bench remained one of the top defensive catchers in baseball history after his performance in 1980. Johnny caught in 105 games, running his career total behind the plate to 1731, only 187 short of the all-time record set by Al Lopez and 4th in the all-time list. Bench's career fielding percentage remained at .991, less than one point off the all-time NL mark set by Johnny Edwards. Bill Freehan holds the big league record of .993. Following is a career breakdown of Bench's defensive work:

Year	G	PO	Assts.	E	PB	Pct.
1967	26	175	16	1	2	.995
1968	154	942	102	9	18	.991
1969	147	793	76	7	14	.992
1970	140	759	73	12	9	.986
1971	141	687	59	9	6	.988
1972	130	742	56	6	2	.993
1973	134	693	61	4	8	.995
1974	137	757	68	6	3	.993
1975	121	568	51	7	0	.989
1976	128	651	60	2	5	.997
1977	135	705	66	10	3	.987
1978	107	605	48	7	12	.989
1979	126	619	68	10	5	.986
1980	105	505	39	5	6	.991
Total	1731	9201	843	95	93	.991

Bench

Year	Club	Pct.	G	AB	R	H	2B	3B	HR	RBI	BB	SO	SB
1965	Tampa	.248	68	214	29	53	13	1	2	35	27	32	2
1966	Peninsula	.294	98	350	59	103	16	0	22	68	36	69	0
1966	Buffalo	.000	1	0	0	0	0	0	0	0	0	0	0
1967	Buffalo	.259	98	344	39	89	17	2	23	68	21	68	2
1967	Cincinnati	.163	26	86	7	14	3	1	1	6	5	19	0
1968	Cincinnati	.275	154	564	67	155	40	2	15	82	31	96	1
1969	Cincinnati	.293	148	532	83	156	23	1	26	90	49	86	6
1970	Cincinnati	.293	158	605	97	177	35	4	*45	*148	54	102	5
1971	Cincinnati	.238	149	562	80	134	19	2	27	61	49	83	2
1972	Cincinnati	.270	147	538	87	145	22	2	*40	*125	100	84	6
1973	Cincinnati	.253	152	557	83	141	17	3	25	104	83	83	4
1974	Cincinnati	.280	160	621	108	174	38	2	33	*129	80	90	5
1975	Cincinnati	.283	142	530	83	150	39	1	28	110	65	108	11
1976	Cincinnati	.234	135	465	62	109	24	1	16	74	81	95	13
1977	Cincinnati	.275	142	494	67	136	34	2	31	109	58	95	2
1978	Cincinnati	.260	120	393	52	102	17	1	23	73	50	83	4
1979	Cincinnati	.276	130	464	73	128	19	0	22	80	67	73	4
1980	Cincinnati	.250	114	360	52	80	12	0	24	68	41	64	4
Major League Totals		.269	1877	6721	1001	1811	342	22	356	1259	813	1161	67

Championship Series

Year	Club	Pct.	G	AB	R	H	2B	3B	HR	RBI	BB	SO	SB
1970	Cincinnati	.222	3	9	2	2	0	0	1	1	3	1	0
1972	Cincinnati	.333	5	18	3	6	1	1	1	2	1	3	2
1973	Cincinnati	.263	5	19	1	5	2	0	1	1	2	3	0
1975	Cincinnati	.077	3	13	1	1	0	0	0	0	1	6	1
1976	Cincinnati	.333	3	12	3	4	1	0	1	1	1	2	1
1979	Cincinnati	.250	3	12	1	3	0	1	1	1	2	2	0
Totals		.253	22	83	11	21	4	2	5	6	10	17	4

World Series

Year	Club	Pct.	G	AB	R	H	2B	3B	HR	RBI	BB	SO	SB
1970	Cincinnati	.211	5	19	3	4	0	0	1	3	1	2	0
1972	Cincinnati	.261	7	23	4	6	1	0	1	1	5	5	1
1975	Cincinnati	.207	7	29	5	6	2	0	1	4	2	4	0
1976	Cincinnati	.533	4	15	4	8	1	1	2	6	0	1	0
Totals		.279	23	86	16	24	4	1	5	14	8	12	1

All-Star Game

Year	Club	Pct.	G	AB	R	H	2B	3B	HR	RBI	BB	SO	SB
1968	National	.000	1	0	0	0	0	0	0	0	0	0	0
1969	National	.667	1	3	2	2	0	0	1	2	1	0	0
1970	National	.000	1	3	0	0	0	0	0	0	0	3	0
1971	National	.500	1	4	1	2	0	0	1	2	0	0	0
1972	National	.500	1	2	0	1	0	0	0	0	0	0	0
1973	National	.333	1	3	1	1	0	0	1	1	0	0	0
1974	National	.667	1	3	1	2	0	0	0	0	1	1	0
1975	National	.250	1	4	0	1	0	0	0	1	0	0	0
1976	National	.500	1	2	0	1	0	0	0	0	0	1	0
1977	National	.000	1	2	0	0	0	0	0	0	0	1	0
1978	National												
1979	National												
Totals		.385	10	26	5	10	0	0	3	6	2	6	0

Bruce Berenyi

NO. 38

No.: 38

Position: Pitcher

Born: 8-21-54, Bryan, OH.

Resides: Sherwood, OH.

Bats: Right Throws: Right

Ht.: 6-3 Wt.: 215

Single

Acquired: No. 1 draft choice, secondary phase, June, 1976

Full Name: Bruce Michael Berenyi



BERENYI

Bruce Berenyi led the American Association in strikeouts for the second year in a row, fanning 121 batters in 123 innings. The 26-year-old righthander recorded his first two major league victories in 1980 during a month-long stay with the Reds, pitching seven shutout innings on his way to an 8-3 victory over the Mets. That was followed by a game in which he allowed only two earned runs in 7 $\frac{1}{3}$ innings in a 7-3 victory over the Philadelphia team that was to become World Champions. Those outings helped convince Bruce that he needs only to keep his blazing fastball in the strike zone to find the same success in the National League that he has had in the Reds' farm system. Bruce has twice won league ERA championships, pacing the American Association with a 2.82 mark in 1979 and the Western Carolinas League with a 2.30 figure in 1977. Berenyi also had the rare accomplishment of pitching the entire season at Indianapolis in 1979 without allowing a home run. Berenyi is the nephew of Ned Garver, former major league pitcher.

Year	Club	W-L	ERA	G	GS	CG	IP	H	R	ER	BB	SO
1976	Eugene	3- 1	4.78	12	11	0	49	50	37	26	55	39
1977	Shelby	10- 8	2.30	25	21	7	145	102	55	37	75	120
1978	Nashville	10- 5	2.47	23	23	3	135	107	44	37	63	103
1979	Indianapolis	9- 9	2.82*	25	25	6	166	134	64	52	98	136*
1980	Indianapolis	5- 8	4.31	20	20	2	123	111	66	59	100	121*
1980	Cincinnati	2- 2	7.71	6	6	0	28	34	26	24	23	19
Major League Totals		2- 2	7.71	6	6	0	28	34	26	24	23	19

LIFETIME MAJOR LEAGUE HITTING:

AB—7, H—0, Pct.—.000

Reds Minor League MVP's

1977

- 1 Dave Revering, Indianapolis
- 2 Harry Spilman, Three Rivers
- 3 Tommy Sohns, Tampa
- 4 Paul Herring, Shelby
- 5 Greg Jackson, Eugene
- 6 Joe Price, Billings

1978

- 1 Champ Summers, Indianapolis
- 2 Don Lyle, Nashville
- 3 Eddie Milner, Tampa
- 4 Doug Neuenschwander, Shelby
- 5 Dave Hoenstine, Eugene
- 6 Gary Redus, Billings

1979

- Ron Oester, Indianapolis
 Geoff Combe, Nashville
 Tom Lawless, Tampa
 Jeff Lahti, Greensboro
 Frank DeJulio, Eugene
 Keefe Cato, Billings

1980

- Geoff Combe, Indianapolis
 Nick Esasky, Waterbury
 Gary Redus, Tampa
 Eski Viltz, Cedar Rapids
 Crestwell Pratt, Eugene
 Michael Foote, Billings

BIITTNER

NO. 33



Larry Biittner

No.: 33
Position: First baseman-outfielder
Born: 7-27-1947, Pocahontas, IA.
Resides: Chicago
Bats: Left **Throws:** Left
Ht.: 6-2 **Wt.:** 200
Married: Ann Cleal
Children: Tom(3-14-69) and Bobby(10-19-73)
Acquired: As free agent (1-8-81)
Full Name: Larry David Biittner

Larry Biittner has been one of the top pinch-hitters in the National League during the past three seasons and is expected to provide a strong bat off the bench for the Reds. He has piled up 34 RBIs on 33 pinch hits during the last three seasons with the Chicago Cubs, while compiling a .274 average as a pinch-hitter. His 12 RBIs as a pinch-hitter in 1980 ranked second in the National League. The lefthanded hitter, who plays both first and the outfield, has spent nine years in the major leagues, including the last 6-1/2 in the National League with Montreal and Chicago. Biittner began his pro career with the Washington Senators organization in 1968 and moved with that team to Texas in 1972. He moved into the National League (for pitcher Pat Jarvis) after the 1973 season. In his first full season at Montreal in 1975, Larry's .315 batting average was tops on the team. Biittner moved to Chicago (along with Steve Renko in exchange for Andy Thornton) during the 1976 season. He hit .298 as a regular with the Cubs the next season. Biittner has a .336 batting average (51-for-152) against the Reds. He is the first free agent ever signed by the Reds through the re-entry draft system.

Year	Club	Pct.	G	AB	R	H	2B	3B	HR	RBI	BB	SO	SB
1968	Savannah	.286	58	199	24	57	12	2	1	21	11	22	2
1969	Savannah	.205	14	44	4	9	2	0	0	2	1	3	0
1970	Pittsfield	.325	102	324	51	126	27	6	9	62	44	37	3
	Washington	.000	2	2	0	0	0	0	0	0	0	0	0
1971	Denver	.356	25	101	20	36	10	2	2	18	4	15	1
	Washington	.258	66	171	12	44	4	1	0	16	16	20	1
1972	Texas	.259	137	382	34	99	18	1	0	31	29	37	1
1973	Texas	.252	83	258	19	65	8	2	1	12	20	21	1
1974	Memphis	.327	94	303	53	99	16	1	3	48	43	37	4
	Montreal	.269	18	26	2	7	1	0	0	3	0	2	0
1975	Montreal	.315	121	346	34	109	13	5	3	28	34	33	2
1976	Montreal	.188	11	32	2	6	1	1	0	1	0	9	0
	Chicago (N)	.245	78	192	21	47	13	1	0	17	10	6	0
1977	Chicago (N)	.298	138	493	74	147	28	1	12	62	35	36	2
1978	Chicago (N)	.257	120	343	32	88	15	1	4	50	23	37	0
1979	Chicago (N)	.290	111	272	35	79	13	3	3	50	21	23	1
1980	Chicago (N)	.249	127	273	21	68	12	2	1	34	18	33	1
N.L. Totals		.279	724	1977	223	551	96	13	26	245	141	173	6
A.L. Totals		.256	288	813	63	208	30	4	1	59	65	78	3
Major League Totals		.272	1012	2790	286	759	126	17	27	304	206	251	9

PITCHING RECORD

Year	Club	W-L	ERA	G	GS	CG	IP	H	R	ER	BB	SO
1977	Chicago (N)	0-0	54.00	1	0	0	1.1	5	6	6	1	3

Bill Bonham

No.: 42

Position: Pitcher

Born: 10-1-48, Glendale, CA.

Resides: Solvang, CA.

Bats: Right Throws: Right

Ht.: 6-3 Wt.: 195

Married: Dona Ray

Acquired: From Chicago Cubs for
Woodie Fryman, Bill Caudill
and cash, 10-31-77

Full Name: William Gordon Bonham



BONHAM

Bill Bonham will be trying to battle his way back from surgery for the second time in three years. The 32-year-old righthander spent most of the 1980 season on the disabled list with a shoulder problem that led to surgery on Oct. 28 by Dr. Frank Jobe, the same man who operated on Bonham's right elbow late in the 1978 season. Bill was able to pitch in just four games for the Reds last season, but two of them were impressive victories. He limited Atlanta to four hits in seven innings during a 6-1 win on Apr. 19 and allowed six hits in five innings of a 5-1 win over the Mets on July 26. But recurring problems with the shoulder after each game kept Bonham on the sidelines for long periods. Bill was on the disabled list from May 21 through July 24, spending three weeks of that time with the Reds' Tampa farm team under the new rehabilitation rule. While with Tampa, the veteran hurler allowed only seven hits and two runs in 16 innings, starting three games. That led to his return to the active list and his July 26 victory over the Mets, but he had to leave that game after five innings and saw no further action during the 1980 season. Bonham had a traumatic experience during the off-season when he and teammate Tom Hume and their wives were caught in the MGM Grand Hotel fire in Las Vegas and had to be rescued off the roof by helicopter.

Year	Club	W-L	ERA	G	GS	CG	IP	H	R	ER	BB	SO
1970	Huron	3- 3	3.00	18	2	0	39	27	20	13	24	69
1971	Tacoma	2- 1	2.45	8	0	0	11	9	4	3	2	12
1971	Chicago	2- 1	4.65	33	2	0	60	63	38	31	36	41
1972	Wichita	10- 4	3.54	18	18	7	125	120	57	49	41	116
1972	Chicago	1- 1	3.10	19	4	0	58	56	22	20	25	49
1973	Chicago	7- 5	3.02	44	15	3	152	126	55	51	64	121
1974	Chicago	11-22	3.85	44	36	10	243	246	133	104	109	191
1975	Chicago	13-15	4.72	38	36	7	229	254	133	120	109	165
1976	Chicago	9-13	4.27	32	31	3	196	215	102	93	96	110
1977	Chicago	10-13	4.35	34	34	1	215	207	111	104	82	134
1978	Cincinnati	11- 5	3.54	23	23	1	140	151	59	55	50	83
1979	Cincinnati	9- 7	3.78	29	29	2	176	173	80	74	60	78
1980	Cincinnati	2- 1	4.74	4	4	0	19	21	10	10	5	13
1980	Tampa	1- 0	0.56	3	3	0	16	7	3	1	5	14
Major League Totals		75-83	4.00	300	214	27	1488	1512	743	662	636	975

LIFETIME MAJOR LEAGUE HITTING: AB—414, H—73, HR—0, RBI—22. Pct.—.176

LIFETIME MAJOR LEAGUE SAVES: 1972—4, 1973—6, 1974—1. Total—11.

LIFETIME MAJOR LEAGUE SHUTOUTS: 1974—2, 1975—2. Total—4.

BRITO

NO. 54



Jose Brito

No.: 54

Position: Pitcher

Born: 10-28-59, Salcedo, Dom. Republic

Resides: Salcedo, Dom. Republic

Bats: Right Throws: Right

Ht.: 6-2 Wt.: 160

Single

Acquired: As free agent

Full Name: Jose Oscar Brito (BREE •toh)

Jose Brito was the top winner in the Reds' farm system in 1980, posting a 12-6 record for the Class AA Waterbury team. The hard-throwing righthander from the Dominican Republic has increased his victory total each year he has moved up through the farm system. Brito averaged more than one strikeout per inning, whiffing 175 batters in 172 innings. His ERA of 3.14 ranked sixth in the Eastern League.

Year	Club	W-L	ERA	G	GS	CG	IP	H	R	ER	BB	SO
1977	Eugene	6-6	5.20	15	14	4	90	119	66	52	26	69
1978	Shelby	10-8	3.66	30	25	4	155	132	74	63	67	107
1979	Tampa	11-7	2.43	28	26	8	167	126	57	45	82	154
1980	Waterbury	12-6	3.14	25	25	8	172	125	66	60	75	175

NO. 53

BROWN



Scott Brown

No.: 53

Position: Pitcher

Born: 8-30-56, DeQuincy, L.A.

Resides: DeQuincy, L.A.

Bats: Right Throws: Right

Ht.: 6-6 Wt.: 213

Married: Cheryl Jones

Acquired: No. 4 draft choice, regular phase, June 1975

Full Name: Scott Edward Brown

Scott Brown continued to make big strides toward the major leagues as the righthanded pitcher at the triple-A level for the first time in 1980. The husky 6-foot-6 pitcher spent much of his time as a relief pitcher, recording two saves to go with his six wins. Brown, a high draft choice in 1975 despite the fact his high school had no baseball team, won two ERA titles earlier in his pro career, posting a 2.40 mark at Nashville in 1979 after compiling a 1.31 ERA for Tampa a year earlier.

Year	Club	W-L	ERA	G	GS	CG	IP	H	R	ER	BB	SO
1975	Billings	0-1	6.50	10	2	0	18	25	25	13	21	13
1976	Eugene	6-5	2.56	16	12	7	102	77	42	29	62	84
1977	Tampa	6-12	3.82	26	24	5	153	157	85	65	65	82
1978	Tampa	7-6	1.31	17	16	6	117	92	32	17	22	73
1978	Nashville	4-3	4.50	13	13	2	66	82	36	33	29	47
1979	Nashville	9-2	2.40*	27	19	3	131	103	40	35	43	109
1980	Indianapolis	6-7	3.44	40	11	1	123	114	52	47	49	73

Steve Christmas

NO. 62

No.: 62

Position: Catcher

Born: 12-9-57, Orlando, FL.

Resides: Orlando, FL.

Bats: Left Throws: Right

Ht.: 6-0 Wt.: 190

Married: Elizabeth Harvey

Acquired: As free agent

Full Name: Steven Randall Christmas



CHRISTMAS

Steve Christmas continued to impress with his strong throwing arm as the 23-year-old catcher had 80 assists and led all Eastern League catchers with a .984 fielding percentage. The lefthanded hitter had a career high 44 RBIs as one of the leaders of the Waterbury team that won a division championship. A year earlier, at Tampa, Christmas was named to the Florida State League All-Star team when he had 113 assists to lead the league by a wide margin. As a high school player in Orlando, Christmas was named the Player of the Year in Florida.

Year	Club	Pct.	G	AB	R	H	2B	3B	HR	RBI	BB	SO	SB
1977	Eugene	.306	46	173	30	53	13	1	6	30	18	20	2
1978	Shelby	.250	106	352	53	88	10	0	9	40	56	22	2
1979	Tampa	.263	122	377	50	99	18	2	6	39	72	30	5
1980	Waterbury	.242	115	347	44	84	15	2	7	44	61	35	1

1981 Reds Special Dates

Teen Nite: Friday, April 17

Band Festival: Saturday April 18

Uniform Shirt Day: Sunday, April 19

Family Nites:

Thursday, April 30

Tuesday, May 26

College Nite: Thursday, May 7

Bat Day: Sunday, May 10

Batting Helmet Day: Saturday, May 23

Cap Day: Sunday, June 7

Poster Day: Sunday, June 28

Farmers Nite: Saturday, July 11

Business Day Specials:

Wed., April 22, Thurs., May 28

Wed., June 24, Wed., September 9

Senior Citizen's Dates:

Wed., April 22, Thurs., May 28

Wed., June 24, Mon., July 20

Mon., Aug. 24, Wed., Sept. 9

NO. 29

**Dave Collins****No:** 29**Position:** Outfielder**Born:** 10-20-52, Rapid City, S.D.**Resides:** Springboro, OH.**Bats:** Both **Throws:** Left**Ht:** 5-10 **Wt.:** 175**Married:** Kim Davis**Child:** Leah (10-27-80)**Acquired:** From Seattle Mariners for

Shane Rawley, 12-9-77

Full Name: David S. Collins

Dave Collins was determined to prove his 1979 season was no fluke and the 28-year-old outfielder did it in a spectacular fashion. A series of injuries, first to George Foster and then to Ken Griffey, had created a job opening for Collins and he responded with a .318 batting mark, a robust 66 points above his career average. But when 1980 came around, Foster had reclaimed his job in left and Griffey returned to right. That left only center field, not Collins' best position. He knew a good start was important and he got it. After six games, all wins for the Reds, Dave was batting .480, had scored the winning run three times and hit a bases-loaded triple in the bottom of the ninth to win another game. From that point on, the center field job belonged to Collins. Dave finished the 1980 season, his first as an every-day player in the majors, with a .303 average, ninth best in the league, and a reputation as one of the most exciting players in baseball. Collins has always had speed. He proved that when he ran a 9.6 hundred in high school. But he had never been able to harness it the way he did in 1980. Collins set a goal of 50 steals for the year, but when he ran off 21 in a row without being caught in late May and early June, it became obvious he needed a new goal. "Stealing bases takes total concentration," he said, at that time. "I'm learning. I don't feel I'm as good as I can be. I'm stealing a lot of bases on my legs alone." By the All-Star break, Collins was getting better jumps, knew the pitchers better and had already reached the 40 mark. He could now take dead aim at one of the oldest club records. Dave needed five stolen bases the final week of the season to match Bob Bescher's total of 80 that had stood unchallenged since he set the record in 1911. Collins just missed, finishing with a total of 79. He had better success reaching another goal — to bat .300. He went into the final week with a .295 average and put together four straight two-hit games, went hitless in the next-to-last game of the season and then closed out with a 3-for-4 performance to finish at .303, tops on the club. Earlier in the year, Dave hit safely in 15 consecutive games, the Reds' best streak of 1980.

Year	Club	Pct.	G	AB	R	H	2B	3B	HR	RBI	BB	SO	SB
1972	Idaho Falls	.274	68	252	40	69	8	8	1	27	41	51	21
1973	Davenport	.258	110	387	61	100	15	7	4	49	82	58	32
1974	Salinas	.343	39	143	30	49	3	5	1	21	16	19	29
1974	El Paso	.352	82	324	64	114	15	4	4	49	42	34	32
1975	Salt Lake City	.311	51	193	41	60	7	6	0	24	23	26	32
1975	California	.266	93	319	41	85	13	4	3	29	36	55	24
1976	Salt Lake City	.360	35	136	28	49	13	4	0	12	18	14	19
1976	California	.263	99	365	45	96	12	1	4	28	40	55	32
1977	Seattle	.239	120	402	46	96	9	3	5	28	33	66	25
1978	Cincinnati	.216	102	102	13	22	1	0	0	7	15	18	7
1979	Cincinnati	.318	122	396	59	126	16	4	3	35	27	48	16
1980	Cincinnati	.303	144	551	94	167	20	4	3	35	53	68	79
N.L. Totals		.300	368	1049	156	315	37	8	6	77	95	134	102
A.L. Totals		.255	312	1086	132	277	34	8	12	85	109	176	81
Major League Totals		.277	782	2135	298	592	71	16	18	162	204	310	183

Championship Series

Year	Club	Pct.	G	AB	R	H	2B	3B	HR	RBI	BB	SO	SB
1979	Cincinnati	.357	3	14	6	5	1	0	0	1	0	2	2

Geoff Combe

No.: 37

Position: Pitcher

Born: 2-1-56, Melrose, MA.

Resides: Thousand Oaks, CA

Bats: Right Throws: Right

Ht.: 6-1 Wt.: 185

Married: Sandy Wilson

Child: Kristin (6-25-80)

Acquired: As free agent 9-2-74

Full Name: Geoffrey Wade Combe

NO. 37



COMBE

Geoff Combe had his third consecutive outstanding season as a relief pitcher in 1980 when he set an American Association record with 22 saves and was named the Most Valuable Player at Indianapolis. Geoff and Gary Redus are the first players to win MVP honors at two different stops in the Reds' farm system. Combe earned his first award in 1979 where he set a Southern League record with 27 saves and was named the Outstanding Pitcher in the league. The 25-year-old righthander had a 12-6 record with 9 saves and 1.89 ERA at Nashville in 1978. Combe got his first taste of major league life in 1980, joining the Reds in September. In a two-inning stint against the Dodgers, Combe recorded five strikeouts with his forkball.

Year	Club	W-L	ERA	G	GS	CG	IP	H	R	ER	BB	SO
1975	Eugene	9-3	2.74	19	11	3	*102	99	40	31	41	40
1976	Tampa	9-2	2.12	47	1	0	102	78	31	24	39	63
1977	Three Rivers	6-6	2.41	46	0	0	82	72	24	22	34	68
1978	Nashville	12-6	1.89	*66	0	0	100	84	31	21	38	68
1979	Indianapolis	1-0	4.50	14	0	0	22	28	12	11	16	7
1979	Nashville	5-5	2.07	54	0	0	87	66	29	20	30	84
1980	Indianapolis	2-2	2.22	60	0	0	77	50	20	19	35	72
1980	Cincinnati	0-0	10.29	4	0	0	7	9	8	8	4	10

NO. 13



David Concepcion

No.: 13

Position: Shortstop

Born: 6-17-48, Aragua, Venezuela

Resides: Maracay, Venezuela

Bats: Right Throws: Right

Ht.: 6-1 Wt.: 180

Married: Delia Montenegro

Children: David (4-28-75)

Acquired: As free agent

Full Name: David Ismael Concepcion

Dave Concepcion gave a gutty performance in 1980 when he overcame a painful elbow problem and one of his worst hitting slumps in years to lead the Reds in a late-season stretch run toward a Western Division title that proved to be elusive in the final days of the season. The 32-year-old Venezuelan has had periodic trouble with his right elbow, but the problem became severe in 1980, eventually necessitating an Oct. 3 operation by Dr. Frank Jobe to remove calcium deposits. Concepcion is expected to be back in full form this season, however, and what form that is. Generally acknowledged as baseball's best at his position, Concepcion has won five Gold Glove awards in the past seven years. Despite his physical problem, Concepcion missed only four games all season until the Reds were eliminated from the race during the final week. "Davey doesn't get enough credit," says Manager John McNamara. "He never asks out of the lineup. He wants to play. Davey is right at the top of the competitors on the team." Concepcion got off to a horrible start at the plate and was batting only .207 as June began. But then his bat began to come alive. He was named to the All-Star team for the fifth time in the last six years, an indication of the high regard in which he is held. Concepcion was batting only .239 at the All-Star break, but went into high gear shortly after that. From August through the end of the season, his average was .295 and he had 21 RBIs in the vital month of September. Concepcion's 77 RBIs for the season were head-and-shoulders above any other middle infielder in the league. Concepcion had to cut down his swing somewhat because of the elbow, but it affected only his home run production. He had a career high 8 triples and 31 doubles, only two short of his best-ever total in that department. Concepcion also became an inventor in 1980, perfecting the one-hop throw to first base. "Not only do you save your arm," says Concepcion, "but the ball picks up speed on the Astro turf and gets to first base quicker. If you throw the ball in the air without much on it, it's going to die before it gets there." The maneuver only works on artificial turf,

of course, but first baseman Dan Driessen endorses it enthusiastically. "The ball always takes a true bounce. I think it saves a lot of errors," says Driessen, "because it eliminates low throws in the dirt and the wild high throws." Concepcion had 12 stolen bases in 14 attempts in 1980 to run his career total to 232, third highest total in club history.

Year	Club	Pct.	G	AB	R	H	2B	3B	HR	RBI	BB	SO	SB	
1968	Tampa	.234	120	329	47	77	11	1	0	22	40	70	11	
1969	Asheville	.294	96	340	47	100	11	5	1	37	28	63	11	
1969	Indianapolis	.341	42	167	29	57	7	1	0	17	16	27	11	
1970	Cincinnati	.260	101	265	38	69	6	3	1	19	23	45	10	
1971	Cincinnati	.205	130	327	24	67	4	4	1	20	18	51	9	
1972	Cincinnati	.209	119	378	40	79	13	2	2	29	32	65	13	
1973	Cincinnati	.287	89	328	39	94	18	3	8	46	21	55	22	
1974	Cincinnati	.281	160	594	70	167	25	1	14	82	44	79	41	
1975	Cincinnati	.274	140	507	62	139	23	1	5	49	39	51	33	
1976	Cincinnati	.281	152	576	74	162	28	7	9	69	49	68	21	
1977	Cincinnati	.271	156	572	59	155	26	3	8	64	46	77	29	
1978	Cincinnati	.301	153	565	75	170	33	4	6	67	51	83	23	
1979	Cincinnati	.281	149	590	91	166	25	3	16	84	64	73	19	
1980	Cincinnati	.260	156	622	72	162	31	8	5	77	37	107	12	
Major League Totals			.269	1505	5324	644	1430	232	39	75	607	387	666	232

Championship Series

Year	Club	Pct.	G	AB	R	H	2B	3B	HR	RBI	BB	SO	SB	
1970	Cincinnati	.000	3	0	0	0	0	0	0	0	0	0	0	
1972	Cincinnati	.000	3	2	0	0	0	0	0	0	0	0	0	
1975	Cincinnati	.455	3	11	2	5	0	0	1	1	1	2	2	
1976	Cincinnati	.200	3	10	4	2	1	0	0	0	2	1	0	
1979	Cincinnati	.429	3	14	1	6	1	0	0	0	0	3	0	
Totals			.351	15	37	7	13	2	0	1	1	3	6	2

World Series

Year	Club	Pct.	G	AB	R	H	2B	3B	HR	RBI	BB	SO	SB	
1970	Cincinnati	.333	3	9	0	3	0	1	0	3	0	0	0	
1972	Cincinnati	.308	6	13	2	4	0	1	0	2	2	2	1	
1975	Cincinnati	.179	7	28	3	5	1	0	1	4	0	1	3	
1976	Cincinnati	.357	4	14	1	5	1	1	0	3	1	3	1	
Totals			.266	20	64	6	17	2	3	1	12	3	6	5

All-Star Game

Year	Club	Pct.	G	AB	R	H	2B	3B	HR	RBI	BB	SO	SB
1975	National	.500	1	2	0	1	0	0	0	0	0	0	0
1976	National	.500	1	2	0	1	0	0	0	0	0	0	0
1977	National	.000	1	1	0	0	0	0	0	0	1	0	0
1978	National	.000	1	0	1	0	0	0	0	0	1	0	0
1980	National	.000	1	1	1	0	0	0	0	0	0	0	0
Totals			.300	5	6	2	2	0	0	0	0	0	0

NO. 22

DRIESEN



Dan Driessen

No.: 22

Position: First Baseman

Born: 7-29-51, Hilton Head, S.C.

Resides: Hilton Head, S.C.

Bats: Left Throws: Right

Ht.: 5-11 Wt.: 190

Married: Bonnie Gary

Children: Dominique (1-5-77),

Devon (10-16-79)

Acquired: As free agent

Full Name: Daniel Driessen

(DREES•un)

Dan Driessen has never won a Gold Glove award, which has to be one of the inequities of the game. The 29-year-old first baseman not only has two of the surest hands in baseball, but is unmatched in the wide range he covers on the right side of the infield. If any testimony is needed, all you have to do is talk with Reds' pitchers who watch potential hits disappear into Dan's mitt or visit with other Cincinnati infielders, who see possible errors erased by Driessen's amazing ability to dig out throws in the dirt. "I spend a lot of time on my defense, because I take extra pride in it," says Driessen. "Ron Plaza (Reds' coach) works with me every day on it. He hits balls to me from every angle possible and that has sharpened my reflexes." Dan made only seven errors all season and had one stretch from late May to early July when he made one error in a span of 52 games. Dan had off-season surgery on his right wrist to remove bone spurs and is hopeful that the elimination of pain in that area will let him continue his offensive resurgence in 1981. He made big strides in 1980 after two consecutive seasons of hitting .250. In his other two years as an every-day regular with the Reds, Driessen posted .300 and .281 averages. Dan got off to a slow start in 1980, but batted .345 during May and kept his average around the .280 mark most of the season before a year-end slump took him to a final .265. But it was a very productive season. He led the league in walks with 93 and his on-base average was .377, fifth in the league. Dan had career highs in doubles and runs scored, as well as walks. His 74 RBIs included 10 game-winners.

Year	Club	Pct.	G	AB	R	H	2B	3B	HR	RBI	BB	SO	SB
1970	Tampa	.223	93	242	28	54	2	1	0	20	27	32	9
1971	Tampa	.327	136	468	72	153	27	9	4	62	74	59	17
1972	Three Rivers	.322	136	481	62	155	37	4	4	65	66	64	10
1973	Indianapolis	.409	47	181	42	74	14	4	6	46	26	32	6
1973	Cincinnati	.301	102	366	49	110	15	2	4	47	24	37	8
1974	Cincinnati	.281	150	470	63	132	23	6	7	56	48	62	10
1975	Cincinnati	.281	88	210	38	59	8	1	7	38	35	30	10
1976	Cincinnati	.247	98	219	32	54	11	1	7	44	43	32	14
1977	Cincinnati	.300	151	536	75	161	31	4	17	91	64	85	31
1978	Cincinnati	.250	153	524	68	131	23	3	16	70	75	79	28
1979	Cincinnati	.250	150	515	72	129	24	3	18	75	62	77	11
1980	Cincinnati	.265	154	524	81	139	36	1	14	74	93*	68	19
Major League Totals		.277	1066	3364	478	931	171	21	90	495	544	470	131

Championship Series

Year	Club	Pct.	G	AB	R	H	2B	3B	HR	RBI	BB	SO	SB
1973	Cincinnati	.167	4	12	0	2	1	0	0	1	0	2	1
1976	Cincinnati	.000	1	1	0	0	0	0	0	0	0	0	0
1979	Cincinnati	.083	3	12	1	1	0	0	0	0	1	3	0
Totals		.120	8	25	1	3	1	0	0	1	1	5	1

World Series

Year	Club	Pct.	G	AB	R	H	2B	3B	HR	RBI	BB	SO	SB
1975	Cincinnati	.000	2	2	0	0	0	0	0	0	0	0	0
1976	Cincinnati	.357	4	14	4	5	2	0	1	1	2	0	1
Totals		.313	6	16	4	5	2	0	1	1	2	0	1

Reds All-Time Leaders By Position

Home Runs	No.	Yr.	Pos.	Runs Batted In	No.	Yr.
Ted Kluszewski	49	1954	1B	Ted Kluszewski	141	1954
Joe Morgan	27	1976	2B	Joe Morgan	111	1976
Leo Cardenas	20	1966	SS	Eddie Miller	87	1947
Tony Perez	40	1970	3B	Deron Johnson	130	1965
George Foster	52	1977	LF	George Foster	144	1977
Gus Bell	30	1953	CF	Cy Seymour	119	1905
Wally Post	40	1955	RF	Frank Robinson	136	1962
Johnny Bench	45	1970	C	Johnny Bench	148	1970

NO. 55



Nick Esasky

No.: 55

Position: Third Base

Born: 3-27-57, Los Angeles, CA

Resides: Decatur, Georgia

Bats: Right Throws: Right

Ht.: 6-3 Wt.: 190

Married:

Acquired: No. 1 draft choice,
regular phase, June 1978

Full Name: Nicholas A. Esasky

Nick Esasky emerged as the top power hitter in the Reds' farm system in 1980 when he slammed 30 homers at Waterbury to lead the Eastern League. It was the highest total by a Reds' farmhand below the triple-A level in many years. Esasky also led the league with 14 game-winning RBIs among his total of 79 as he earned a promotion to the major league roster for the first time. Esasky, the Reds' No. 1 draft choice in 1978, was chosen as Reds-Budweiser MVP at Waterbury. He was named to the Eastern League All-Star team

Year	Club	Pct.	G	AB	R	H	2B	3B	HR	RBI	BB	SO	SB
1978	Billings	.305	64	213	38	65	10	5	4	48	43	59	8
1979	Tampa	.269	124	439	52	118	16	3	10	66	44	97	3
1980	Waterbury	.271	135	425	79	115	18	4	30	79	83	131	2

NO. 59



Tom Foley

No.: 59

Position: Infielder

Born: 9-9-59, Columbus, GA.

Resides: Miami, FL.

Bats: Left Throws: Right

Ht.: 6-1 Wt.: 160

Single

Acquired: No. 7 draft choice, regular
phase, June 1977

Full Name: Thomas Foley

One of the marks of an outstanding athlete is that the tougher the competition, the better he performs. Tom Foley continued that trend in 1980 as he made the jump to Class AA baseball with his best season as a pro. The slick-fielding, accurate-throwing 21-year-old shortstop was a vital factor in leading Waterbury to a division championship in the Eastern League as he had his best offensive season

Year	Club	Pct.	G	AB	R	H	2B	3B	HR	RBI	BB	SO	SB
1977	Billings	.254	59	209	37	53	7	1	2	21	37	43	7
1978	Shelby	.231	124	424	55	98	19	1	2	41	50	43	8
1979	Tampa	.229	125	414	38	95	12	6	0	37	37	39	5
1980	Waterbury	.249	131	477	49	119	16	4	4	41	47	50	3

George Foster

No.: 15
 Position: Outfielder
 Born: 12-1-48, Tuscaloosa, ALA.
 Resides: Cincinnati, OH.
 Bats: Right Throws: Right
 Ht.: 6-1 Wt.: 195
 Married: Sheila Roberts
 Acquired: From San Francisco for
 Frank Duffy and Vern
 Geishert, 5-29-71
 Full Name: George Arthur Foster



FOSTER

Ask George Foster about his 1980 season and he might ask you which one you're talking about. The 32-year-old outfielder definitely did have two distinct seasons. The second one, from the All-Star break on, brings a quick smile to Foster's face. He batted .303 with 16 homers and 62 RBIs and was a major factor in the Reds' stretch run that just missed producing another division title. It was the kind of production that Reds' fans have come to expect from the man who has been the premier slugger in baseball during the last five seasons. During that time, Foster has piled up 581 RBIs, an average of 116 per season, and the most, by a wide margin, of any major league player. He has also clubbed 176 home runs, an average of 35, a total second only to Philadelphia's Mike Schmidt among all major league hitters. Yet Foster's full-season statistics in 1980 were considerably below what is expected of him — a .273 average with 25 homers and 93 RBIs, his worst figures in each category in the last five years. That was because of that other "season" Foster experienced in 1980, from Opening Day through the All-Star break when he hit just .229 with 9 homers and 31 RBIs. Incredibly, he hit only one home run in the entire month of June. For the second year in a row, injuries were a factor. A strain in his left side kept him out of action the first two weeks of May and a thigh injury eliminated the first 10 days of July. That's why he devoted much of the off-season to a vigorous training program. "The older one gets, the more he has to work out," says Foster. "I want to do everything possible to avoid injuries like those that have hampered me the past two seasons. I know my job on this club is to produce runs." When Foster is healthy and in the groove, there is no one in baseball better at it. "George is the most destructive hitter in baseball," says Ray Knight. "When he's hot, he can tear up a team singlehandedly." Foster was named N.L. Player of the Week after one such period in 1980. In six consecutive road games against Pittsburgh and St. Louis, Foster went 16-for-28 (.571), including 4 doubles, 2 triples, 3 homers and 12 RBIs. "When George is pounding the ball like

that," says Dan Driessen, "you don't have to look in the batter's box to see who's hitting. You can tell by the crack of the bat." Foster had 16 game-winning RBIs in 1980, only two behind Jack Clark, the league leader. One of his home runs came with the bases loaded, the 8th grand slam of his career, a total second only to Johnny Bench's 11 on the all-time Reds' list. He hit two homers in one game, giving him 19 multiple homer games for his career, including one in 1977 in which he hit three. But none of his blasts made it to the red seats (top deck) at Riverfront Stadium in 1980, a feat he had accomplished in each of the four preceding seasons. Since Riverfront opened in 1970, only 12 homers have made it to the red seats. Five of them were propelled there by Foster.

Year	Club	Pct.	G	AB	R	H	2B	3B	HR	RBI	BB	SO	SB	
1968	Medford	.277	72	253	47	70	9	5	3	30	28	20	3	
1969	Fresno	.321	121	449	68	144	5	8	14	85	37	59	1	
1969	S.F.	.400	9	5	1	2	0	0	0	1	0	1	0	
1970	Phoenix	.308	114	403	54	124	18	6	8	66	41	57	1	
1970	S.F.	.316	9	19	2	6	1	1	1	4	2	5	0	
1971	S.F.-Cin.	.241	140	473	50	114	23	4	13	58	29	120	7	
1972	Cincinnati	.200	59	145	15	29	4	1	2	12	5	44	2	
1973	Indianapolis	.262	134	496	77	130	26	1	15	60	44	109	4	
1973	Cincinnati	.282	17	39	6	11	3	0	4	9	4	7	0	
1974	Cincinnati	.264	106	276	31	73	18	0	7	41	30	52	3	
1975	Cincinnati	.300	134	463	71	139	24	4	23	78	40	73	2	
1976	Cincinnati	.306	144	562	86	172	21	9	29	*121	52	89	17	
1977	Cincinnati	.320	158	615*	124	197	31	2	*52	*149	61	107	6	
1978	Cincinnati	.281	158	604	97	170	26	7	*40	*120	70	138	4	
1979	Cincinnati	.302	121	440	68	133	18	3	30	98	59	105	0	
1980	Cincinnati	.285	1199	4169	630	1190	21	5	25	93	75	99	1	
Major League Totals			.273	144	528	79	144	190	36	226	784	427	840	42

Championship Series

Year	Club	Pct.	G	AB	R	H	2B	3B	HR	RBI	BB	SO	SB	
1972	Cincinnati	.000	1	0	1	0	0	0	0	0	0	0	0	
1975	Cincinnati	.364	3	11	3	4	0	0	0	0	1	2	1	
1976	Cincinnati	.167	3	12	2	2	0	0	2	4	0	4	0	
1979	Cincinnati	.200	3	10	1	2	0	0	1	2	4	3	0	
Totals			.242	10	33	7	8	0	0	3	6	5	9	1

World Series

Year	Club	Pct.	G	AB	R	H	2B	3B	HR	RBI	BB	SO	SB	
1972	Cincinnati	.000	2	0	0	0	0	0	0	0	0	0	0	
1975	Cincinnati	.276	7	29	1	8	1	0	0	2	1	1	1	
1976	Cincinnati	.429	4	14	3	6	1	0	0	4	2	3	0	
Totals			.326	13	43	4	14	2	0	0	6	3	4	1

Loge Level Home Runs

There have been 12 home runs hit into the Loge Level (red seats) at Riverfront Stadium since it opened on June 30, 1970. George Foster owns the most, five. Following is a list of the Loge Level home runs at Riverfront:

Player	Date	Pitcher
Tony Perez	8-11-70	Jim McAndrew
Bob Bailey	8-19-70	Jim McGlothlin
Tony Perez	7- 7-75	Steve Carlton
George Foster	6-14-76	Joe Coleman
George Foster	8- 3-77	Willie Hernandez
Dave Parker	8- 5-77	Fred Norman
Greg Luzinski	8-26-77	Tom Seaver
George Foster	9- 7-77	Ed Halicki
George Foster	7-29-78	Jim Lonborg
Champ Summers	9-12-78	Mark Lemongello
Dave Concepcion	6- 9-79	Bill Lee
George Foster	9- 6-79	Tom Griffin

Reds With 100 RBI Seasons

149—George Foster, 1977	121—George Foster, 1976	106—Vada Pinson, 1963
148—Johnny Bench, 1970	120—George Foster, 1978	Frank McCormick, 1938
141—Ted Kluszewski, 1954	119—Cy Seymour, 1905	105—Gus Bell, 1953
136—Frank Robinson, 1962	115—Gus Bell, 1959	104—Gus Bell, 1955
130—Deron Johnson, 1965	113—Frank Robinson, 1965	103—George Kelly, 1929
129—Tony Perez, 1970	Ted Kluszewski, 1955	102—Frank McCormick, 1944
Johnny Bench, 1974	111—Ted Kluszewski, 1950	Johnny Bench, 1973
128—Frank McCormick, 1939	Joe Morgan, 1976	Ted Kluszewski, 1956
127—Frank McCormick, 1940	110—Lee May, 1969	Tony Perez, 1967
125—Frank Robinson, 1959	Johnny Bench, 1975	101—Gus Bell, 1954
Johnny Bench, 1972	109—Wally Post, 1955	Tony Perez, 1973, 1974
124—Frank Robinson, 1961	Tony Perez, 1975	100—Vada Pinson, 1962
122—Tony Perez, 1969	Johnny Bench, 1977	Jim Greengrass, 1953
	108—Ted Kluszewski, 1953	

Leading Sluggers Past Five Seasons

Reds outfielder George Foster has knocked in more runs the past five seasons than any other player in the major leagues. Following is a list of the top five sluggers the past five years:

HOME RUNS		RBI		TOTAL BASES	
1. Schmidt	190	FOSTER	581	Rice	1691
2. FOSTER	176	Rice	554	Garvey	1554
3. Rice	173	Garvey	524	FOSTER	1513
4. Kingman	157	Schmidt	521	Parker	1497
5. Jackson	156	Jackson	498	Schmidt	1488

NO. 30



Ken Griffey

No.: 30

Position: Outfielder

Born: 4-10-50, Donora, PA.

Resides: Cincinnati, OH.

Bats: Left Throws: Left

Ht.: 6-0 Wt.: 200

Married: Alberta Littleton

Children: George, Jr. (11-21-69),
Craig (6-3-71)Acquired: No. 29 draft choice, regular
phase, June, 1969

Full Name: George Kenneth Griffey

Ken Griffey began the 1980 season as a MUP (Most Uncertain Person) and finished it as a two-time MVP, having been voted the Most Valuable Player in the All-Star game at mid-season and then again as the Reds' Most Valuable Player for the season. The uncertainty was because the 30-year-old outfielder was battling his way back from an operation on his left kneecap and thigh bone, which had ended the 1979 season for him in mid-August. A knee operation can be critical for any athlete, particularly one who has speed as one of his prime assets. The struggle wasn't easy and Griffey occasionally had to take some time off to let the leg rest, but he kept getting stronger as the year progressed and finished with one of his best overall seasons. Ken had career highs in triples, homers and RBIs while batting .294. He had 13 game-winning RBIs, second best total on the team. He was the only player in the National League to finish in double figures in doubles, triples and home runs. He also proved he could still run by stealing 23 bases in 24 tries. No catcher was able to throw him out. The only time he was caught was when he broke too soon and the pitcher was able to head him off. Griffey was named the MVP at the All-Star game in Los Angeles after hitting a home run off Tommy John to get the National League rolling toward a 4-2 win. He also had a single in that game. Although Ken had the most homers of his career (13) and won his All-Star honor with a home run, don't look for the veteran to suddenly start swinging for the fences. "Ever since I started playing baseball, I looked at .300 as the ideal for a baseball player," said Griffey, "That shows consistency. That's what I set out to do... hit .300 every year. I know I'm going against the glamour with that attitude. Home runs are what people want to see. But it's important that there are guys on the team who get things started, get on base and score runs when the home run hitters do hit 'em out." Griffey didn't quite achieve .300, as he had in four of the previous five seasons. He took a .299 average into the final week of the season,

but ran into a cold spell at the wrong time, going 1-for-13 to finish at .294. He is one of only seven active players in the N.L. (4 years or more) with a career average of .300. He goes into 1981 with a .307 average. One of his 1980 hits was a milestone, the 1,000th of his major league career on July 19 off the Mets' Roy Jackson. As the season went on and his leg gained strength, Ken even began to pile up infield hits again, a Griffey trademark. In the five previous seasons, Ken had averaged 31 leg hits. He got his 1980 total up to 20, giving him 176 for the six full seasons he has been with the club. "I used to act like it made me mad when the guys would get on me about my infield hits," admitted Griffey. "But actually I considered it flattery. Nobody else on the team could get those kind of hits."

Year	Club	Pct.	G	AB	R	H	2B	3B	HR	RBI	BB	SO	SB
1969	Bradenton	.281	49	153	22	43	*11	1	1	12	18	35	11
1970	Sioux Falls	.244	51	164	20	40	2	1	2	24	23	41	10
1971	Tampa	.342	88	281	60	96	7	11	3	33	43	54	25
1971	Three Rivers	.406	9	32	1	13	1	2	0	4	1	10	4
1972	Three Rivers	.318	128	472	*96	150	21	3	14	52	55	93	31
1973	Indianapolis	.327	107	397	88	130	18	5	10	58	51	84	*43
1973	Cincinnati	.384	25	86	19	33	5	1	3	14	6	10	4
1974	Indianapolis	.333	43	162	34	54	6	4	5	18	18	26	12
1974	Cincinnati	.251	88	227	24	57	9	5	2	19	27	43	9
1975	Cincinnati	.305	132	463	95	141	15	9	4	46	67	67	16
1976	Cincinnati	.336	148	562	111	189	28	9	6	74	62	65	34
1977	Cincinnati	.318	154	585	117	186	35	8	12	57	69	84	17
1978	Cincinnati	.288	158	614	90	177	33	8	10	63	54	70	23
1979	Cincinnati	.316	95	380	62	120	27	4	8	32	36	39	12
1980	Cincinnati	.294	146	544	89	160	28	10	13	85	62	77	23
Major League Totals		.307	946	3461	607	1063	180	54	58	390	383	355	138

Championship Series

Year	Club	Pct.	G	AB	R	H	2B	3B	HR	RBI	BB	SO	SB
1973	Cincinnati	.143	3	7	0	1	1	0	0	0	0	1	0
1975	Cincinnati	.333	3	12	3	4	1	0	0	4	0	3	3
1976	Cincinnati	.385	3	13	2	5	0	1	0	2	2	1	2
Totals		.313	9	32	5	10	2	1	0	6	2	5	5

World Series

Year	Club	Pct.	G	AB	R	H	2B	3B	HR	RBI	BB	SO	SB
1975	Cincinnati	.269	7	26	4	7	3	1	0	4	4	2	2
1976	Cincinnati	.059	4	17	2	1	0	0	0	1	0	1	1
Totals		.186	11	43	6	8	3	1	0	5	4	3	3

All-Star Game

Year	Club	Pct.	G	AB	R	H	2B	3B	HR	RBI	BB	SO	SB
1976	National	1.000	1	1	1	1	0	0	0	1	0	0	0
1977	National												
1980	National	.667	1	3	1	2	0	0	1	1	0	0	0
Totals		.750	2	4	2	3	0	0	0	2	0	0	0

NO. 21



Paul Householder

No. 21

Position: Outfielder

Born: 9-4-58, Columbus, OH.

Resides: North Haven, CT.

Bats: Both Throws: Right

Ht.: 6-0 Wt.: 180

Single

Acquired: No. 2 draft choice, regular phase, June 1976.

Full Name: Paul Wesley Householder

Paul Householder has been wearing that "can't miss" label ever since the Reds made him a second round draft choice in 1976. Now the 22-year-old outfielder may be about ready to prove at the major league level that those prophets were right. The youngster had a taste of life in the big time in 1980 after an impressive first-year of triple-A baseball at Indianapolis. The Columbus, OH, native will never forget his major league debut, Aug. 26 against the Cubs — two hits, an RBI, a stolen base and a standing ovation from the appreciative Riverfront Stadium crowd. Paul hit safely in 7 of the 8 games he started during the final weeks of the season. Householder earned his way to Cincinnati by hitting .295 with nine homers and 50 RBIs at Indianapolis. In addition to sharp defensive skills and a powerful throwing arm, Householder also has speed. He had 31 stolen bases in 1980, giving him a total of 102 over the past four seasons. When he was named to the American Association All-Star team, it was his third such honor in three different leagues in three years.

Year	Club	Pct.	G	AB	R	H	2B	3B	HR	RBI	BB	SO	SB
1976	Billings	.255	50	149	23	38	3	2	2	19	23	33	9
1977	Shelby	.232	137	500	72	116	15	9	10	63	62	30	22
1978	Tampa	.248	123	415	59	103	8	10	9	42	41	80	28
1979	Nashville	.283	142	488	93	138	24	7	20	95	84	63	21
1980	Indianapolis	.295	125	464	74	137	26	5	9	50	44	88	30
1980	Cincinnati	.244	20	45	3	11	1	1	0	7	1	13	1

1980 Reds Pinch-Hitting

Player	PCT.	G	AB	R	H	2B	3B	HR	RBI	BB	SO
Auerbach	.176	18	17	4	3	0	1	1	1	1	3
Bench	.154	15	13	2	2	0	0	1	3	1	2
Collins	.333	3	3	1	1	0	0	0	0	0	1
Concepcion	.000	2	2	0	0	0	0	0	0	0	1
Correll	.000	1	1	0	0	0	0	0	0	0	0
Cruz	.045	24	22	0	1	1	0	0	0	2	4
Driessen	.000	3	1	0	0	0	0	0	0	2	0
Foster	.000	3	3	0	0	0	0	0	0	0	1
Geronimo	.238	25	21	2	5	1	0	0	0	3	3
Griffey	.571	9	7	2	4	0	0	0	1	2	2
Householder	.286	7	7	1	2	0	0	1	0	0	2
Kennedy	.000	2	1	0	0	0	0	0	0	1	0
Knight	.000	1	1	0	0	0	0	0	0	1	0
Knight	.286	7	7	1	2	2	0	0	0	0	1
Mejias	.000	3	3	0	0	0	0	0	0	0	0
Milner	.000	3	3	0	0	0	0	0	0	0	0
Nolan	.000	3	3	0	0	0	0	0	0	0	0
Oester	.300	11	10	0	3	1	0	0	1	0	1
Spilman	.293	46	41	5	12	2	0	2	10	2	9
Werner	1.000	1	1	0	1	0	0	0	0	0	0

Tom Hume

NO. 47

No.: 47

Position: Pitcher

Born: 3-29-53, Cincinnati, OH.

Resides: Palmetto, FLA.

Bats: Right Throws: Right

Ht.: 6-1 Wt.: 185

Married: Susan Holland

Children: Bradley (11-13-76),

Nicole(6-14-79)

Acquired: No. 1 draft choice, secondary phase, January, 1972

Full Name: Thomas Hubert Hume, Jr.



HUME

When you mention the word "fireman" to Tom Hume, he wants to know exactly what you're talking about. His experiences in 1980 were both good and bad. During the off-season, Hume and Reds' pitcher Bill Bonham and their wives were caught in the tragic Las Vegas hotel fire and had to be rescued off the roof by helicopter. That was only a few weeks after the 27-year-old righthander was named co-winner with Rollie Fingers of the Fireman of the Year Award by the Sporting News as the top relief pitchers in the National League. Hume missed by only one point of sharing with Fingers the other major trophy for relievers, the Relief Man of the Year Award, which uses a different point formula. Hume finished with 25 saves and 9 wins out of the bullpen, along with a 2.56 ERA. It was the second year in a row that he has had the Reds' best ERA. Hume has established himself as one of baseball's best relievers in an amazingly short time. It was not until the middle of the 1979 season that Manager John McNamara decided to employ Tom in the critical "short man" role, a move made in desperation. Hume responded with 17 saves, 5 wins and a 2.02 ERA in 45 relief appearances. "He's an outstanding competitor and his temperament is perfect for a relief pitcher. Mix in his fast ball and slider with an excellent sinker and you have one hell of a pitcher," says McNamara. Unlike many of the top relievers, Hume has no "gimmick" pitch, no "hex" to put on the hitters, no wisecracks and no fierce look. All he does is stroll in from the bullpen, take the baseball from McNamara and send hitters muttering back to the dugout. "When I first began relief pitching," says Hume, "I didn't know how to handle it. Now nothing bothers me. Whatever happens, happens." What happens is plenty of work for Hume. He worked in 78 games in 1980, the second highest total in the major leagues and the most by a Reds' pitcher in seven years. Hume was named the N.L. Player of the Week in mid-August when he retired 25 of the 29 batters he faced in 4 games, picking up 2 saves and a victory. It was just one of several such periods

(CONTINUED)

he had during the season. For instance, he didn't allow a run in eight April appearances with 2 wins and 3 saves. He closed out the season much the same way, giving up no earned runs in his last seven games, earning 2 wins and 2 saves

Year	Club	W-L	ERA	G	GS	CG	IP	H	R	ER	BB	SO
1972	Tampa	7-11	3.45	23	23	5	141	135	69	54	68	112
1973	Three Rivers	7- 8	4.29	27	†27	3	170	186	97	81	99	103
1974	Three Rivers	7-12	4.41	26	26	7	157	167	91	77	90	109
1975	Three Rivers	3- 2	3.00	7	6	2	45	43	20	15	15	19
1975	Indianapolis	6- 6	4.05	17	16	4	100	106	49	45	36	56
1976	Indianapolis	9-12	4.10	27	27	8	182	178	91	83	62	111
1977	Indianapolis	5- 6	2.55	28	12	2	106	99	40	30	37	76
1977	Cincinnati	3- 3	7.12	14	5	0	43	54	36	34	17	22
1978	Cincinnati	8-11	4.14	42	23	3	174	198	89	80	50	90
1979	Cincinnati	10- 9	2.76	57	12	2	163	162	54	50	33	80
1980	Cincinnati	9-10	2.56	78	0	0	137	121	44	39	38	68
Major League Totals		30-33	3.53	191	40	5	517	535	223	203	138	250

LIFETIME MAJOR LEAGUE HITTING: AB—117, H—15, HR—1, RBI—12, Pct.—.128
(Home run 6-15-77 at Riverfront off Lerch, Philadelphia)

LIFETIME MAJOR LEAGUE SAVES: 1978—1, 1979—17, 1980—25. Total—43.

Championship Series

Year	Club	W-L	ERA	G	GS	CG	IP	H	R	ER	BB	SO
1979	Cincinnati	0- 1	6.75	3	0	0	4	6	3	3	0	2

INDIVIDUAL PITCHING LEADERS

Earned Run Average	2.21	Sutton, L.A.
Won & Lost Percentage	.760	Bibby, Pitt. (19-6)
Games Won	24	Carlton, Phil.
Games Lost	18	Niekro, Atl.
Appearances	84	Tidrow, Chi.
Games Started	38	Carlton, Phil., Niekro, Atl. & Reuschel, Chi.
Complete Games	14	Rogers, Mtl.
Games Finished	62	Hume, Cin.
Saves	28	Sutter, Chi.
Shutouts	6	Reuss, L.A.
Innings	304	Carlton, Phil.
Hits	281	Reuschel, Chi.
Batsmen Faced	1228	Carlton, Phil.
Runs	123	Lamp, Chi.
Earned Runs	117	Lamp, Chi.
Home Runs	30	Niekro, Atl.
Sacrifice Hits	19	Reuschel, Chi. & Rogers, Mtl.
Sacrifice Flies	14	Reuschel, Chi.
Bases on Balls	98	Ryan, Hou.
Intentional Bases on Balls	16	Tekulve, Pitt. & Tidrow, Chi.
Hit Batsmen	8	Griffin & Knepper S.F. & Krukow, Chi.
Strikeouts	286	Carlton, Phil.
Wild Pitches	17	Carlton, Phil.
Balks	7	Carlton, Phil.
Games Won, Consecutive	8	Carlton, Phil. May 14 - June 22
Biddy, Pitt. June 1 - July 27		
Games Lost, Consecutive	8	Hernandez, Chi. May 6 - August 7
Capilla, Chi. July 13 - October 5		

During the 1980 season 183 pitchers participated in regular season games

Junior Kennedy

NO. 26

No.: 26
Position: Infielder
Born: 8-9-50, Ft. Gibson, OK.
Resides: Arvin, CA.
Bats: Right Throws: Right
Ht.: 6-0 Wt.: 185
Married: Joy Johnston
Children: Jory (6-9-74), Jarek (3-30-79)
Acquired: From Baltimore with Merv Rettenmund and Bill Wood for Ross Grimsley and Wally Williams 12-4-73
Full Name: Junior Raymond Kennedy



KENNEDY

Junior Kennedy gave the Reds another solid performance in 1980, just as the team has come to expect from the 30-year-old veteran who battled his way through 10 minor league seasons before making it up to stay with the Reds in 1978. Kennedy learned to play his positions well, whether he was in action at second, third or shortstop. He was a semi-regular at second base in 1978 and 1979 because Joe Morgan's injuries and when the 1980 season opened, Kennedy was a steady, reliable player who filled a job the Reds desperately needed filling. Rarely spectacular, Kennedy always seems to be in the right place to field the ball. A diving stop for some players is more often a routine play for Junior, a quality appreciated more by managers than fans. "Junior's speed is just average, but he's got agility and quickness," says Manager John McNamara. "He has really impressed me with his range and when he makes a throw, he has something on the ball." Teammate Ray Knight concurs. "Junior has never been a flashy player," said Knight, "but he's a winner. He does the little things that you have to have to win and he contributes them every day he plays." Kennedy was the regular second baseman through the first half of the season. At the All-Star break, he was batting .292 and playing second base just as solidly. He might have done that same job over the full season, but a July slump let Ron Oester get into the lineup and Oester never let Kennedy get back in. One of Junior's big thrills last season was a late-inning, game-winning grand slam homer against the Cubs on May 4, only his second major league home run. Junior had one regret. "I didn't even get to see it go out. I knew I'd hit it good, but I don't know what it feels like to hit homers. When I hit a ball, I just start running."

(CONTINUED)

Year	Club	Pct.	G	AB	R	H	2B	3B	HR	RBI	BB	SO	SB
1968	Aberdeen	.262	65	225	32	59	5	0	0	22	24	39	7
1969	Stockton	.264	115	375	38	99	16	1	2	34	48	65	21
1970	D-Ft. Worth	.333	3	9	1	3	0	0	0	2	1	0	0
1971	D-Ft. Worth	.226	118	420	58	95	12	1	2	29	46	59	16
1972	Rochester	.240	123	388	41	93	14	5	3	33	39	62	10
1973	Rochester	.219	58	196	40	43	7	1	1	15	33	46	4
1973	Indianapolis	.282	46	142	21	40	3	3	0	5	19	22	4
1974	Indianapolis	.284	84	271	50	77	9	4	1	22	28	35	10
1974	Cincinnati	.158	22	19	2	3	0	0	0	0	6	4	0
1975	Indianapolis	.277	116	405	49	112	13	5	3	46	57	73	10
1976	Indianapolis	.250	122	348	53	87	15	4	2	44	60	54	11
1977	Phoenix	.316	135	481	88	152	16	9	0	76	74	51	14
1978	Cincinnati	.255	89	157	22	40	2	2	0	11	31	28	4
1979	Cincinnati	.273	83	220	29	60	7	0	1	17	28	31	4
1980	Cincinnati	.261	104	337	31	88	16	3	1	34	36	34	3
Major League Totals		.261	298	733	84	191	25	5	2	62	101	97	11

NO. 25

KNIGHT



Ray Knight

No.: 25

Position: Third Baseman

Born: 12-28-52, Albany, GA.

Resides: Albany, GA.

Bats: Right Throws: Right

Ht.: 6-2 Wt.: 190

Single

Acquired: No. 10 draft choice, regular phase, June, 1970

Full Name: Charles Ray Knight

When Ray Knight's name is mentioned, no one, including the third baseman himself, thinks first of home runs. Knight has become known for his diving stops at third base, his hustling play, his clutch hits, his ability to play through injuries and his general enthusiasm. But two of Knight's biggest accomplishments during the 1980 season involved home runs. He hit only 14, but three of them came with the bases loaded, only the third Cincinnati player in history ever to hit three grand slams in a season. The others were Frank Robinson in 1962 and Lee May in 1970. That feat tied a National League record for a 162-game season, although in this case, the record for the old 154-game season was higher — five slams by Ernie Banks in 1955. Ray also became only the 20th player in major league history (12th in the N.L.) to hit two home runs in one inning. That was against the Mets on May 13 and one of them was also one of his grand slammers. That outburst was particularly meaningful for Knight since the two homers came when he was struggling through an 0-for-15 slump. "When you're struggling and having problems getting any kind of a hit, it's really a thrill to do something like this," said Knight. That was the kind of up-and-down year it was for Knight in 1980.

The consistency that marked the 1979 season, his first as a regular, was missing. Most of Knight's offensive stats in 1980 were comparable to 1979, but his batting average plummeted from .318, third best in the league, to .264. Part of the problem was a long list of nagging injuries that hit almost every part of his body. "I've learned one thing about playing with pain," Knight admitted after the season. "You can get by with it if it's a leg or a foot, but when it's your arms or hands, it can't help but affect your hitting." One of the injuries came in a home plate collision that resulted in 27 stitches to close a gash in his right leg. Ray was back in the lineup the next night to continue a batting streak that reached 14 games, the longest of his career. While Knight made headlines with his home runs in 1980, he insists that will not affect his hitting style. "I still consider myself a contact hitter. Home runs are strictly for my ego." Home runs will turn on any hitter, but nothing turns on this Georgia boy like a return home to Georgia. When family and friends make the drive up from his Albany, Ga., home to see Ray play at Atlanta Stadium, he puts on a show. He has a career batting average of .422 at Atlanta Stadium (35-for-83) with 3 homers and 18 RBIs. Ray was also turned on in 1980 by being selected to the N.L. All-Star team for the first time.

Year	Club	Pct.	G	AB	R	H	2B	3B	HR	RBI	BB	SO	SB
1971	Sioux Falls	.285	64	239	34	68	5	2	6	31	26	27	6
1972	Three Rivers	.212	97	302	25	64	8	1	2	35	21	41	2
1973	Three Rivers	.280	57	193	41	54	14	2	2	22	28	33	1
1973	Indianapolis	.217	78	253	20	55	10	4	1	16	24	40	3
1974	Indianapolis	.227	107	352	36	80	13	4	5	37	17	51	2
1974	Cincinnati	.182	14	11	1	2	1	0	0	2	1	2	0
1975	Indianapolis	.272	123	434	58	118	16	5	4	48	40	51	3
1976	Indianapolis	.268	110	396	47	106	24	3	10	41	36	50	2
1977	Cincinnati	.261	80	92	8	24	5	1	1	13	9	16	1
1978	Cincinnati	.200	83	65	7	13	3	0	1	4	3	13	0
1979	Cincinnati	.318	150	551	64	175	37	4	10	79	38	57	4
1980	Cincinnati	.264	162	618	71	163	39	7	14	78	36	62	1
Major League Totals		.282	489	1337	151	377	85	12	26	176	87	150	6

All-Star Game

Year	Club	Pct.	G	AB	R	H	2B	3B	HR	RBI	BB	SO	SB
1980	National	1.000	1	1	1	1	0	0	0	0	0	0	1

Championship Series

Year	Club	Pct.	G	AB	R	H	2B	3B	HR	RBI	BB	SO	SB
1979	Cincinnati	.286	3	14	0	4	1	0	0	0	0	2	1

Grand Slam Leaders

3- KNIGHT, Cin.	2- Johnson, Chi.
2- BENCH, Cin.	1- 21 tied

NO. 51



Mike LaCoss

No.: 51

Position: Pitcher

Born: 5-30-56, Glendale, CA.

Resides: Visalia, CA.

Bats: Right Throws: Right

Ht.: 6-4 Wt.: 190

Married: Theresa Vallecillo

Acquired: No. 3 draft choice, regular phase, June, 1974

Full Name: Michael James LaCoss

Mike LaCoss was the Reds' pitching "find" of 1979 when he made the All-Star team in his first season in the majors, but a year later he spent most of the season struggling to "find" himself. The 24-year-old righthander got off to a fast start in 1980, just as he had the year before when he won his first eight decisions on his way to a 14-8 season. LaCoss pitched a shutout over Atlanta in his first start, followed with a complete game win against the Giants and was 3-and-0 when he beat Houston 12 days into the season. But he was not to win again for five weeks and by mid-June he had a 4-7 record, at least partially because of a nagging back problem. LaCoss went to the sidelines for two weeks just prior to the All-Star break and the rest helped, although you couldn't prove it by his record. Beginning in mid-July he had a string of six consecutive starts in which he pitched well. The Reds won all six games, although only two of them went into LaCoss' personal ledger, one of them a 2-0 shutout of the Phillies. He finished as one of four 10-game winners on the Reds' staff and five of his wins came against Los Angeles and Houston, the two teams the Reds were chasing in pursuit of the Western Division title.

Year	Club	W-L	ERA	G	GS	CG	IP	H	R	ER	BB	SO
1974	Billings	6-5	2.79	13	13	6	87	81	40	27	38	58
1975	Tampa	7-10	2.86	23	22	9	151	131	61	48	41	72
1976	Three Rivers	12-10	2.94	25	25	9	162	148	66	53	53	80
1977	Indianapolis	11-13	3.87	27	27	8	186	181	93	80	65	104
1978	Indianapolis	11-5	3.47	19	19	10	130	129	62	50	49	67
1978	Cincinnati	4-8	4.50	16	15	2	96	104	56	48	46	31
1979	Cincinnati	14-8	3.50	35	32	6	206	203	92	80	79	73
1980	Cincinnati	10-12	4.63	34	29	4	169	207	101	87	68	59
Major League Totals		28-28		85	76	12	471	514	249	215	193	163

LIFETIME MAJOR LEAGUE HITTING: AB—155, H—16, HR—0, RBI—2, Pct.—.103.

LIFETIME MAJOR LEAGUE SHUTOUTS: 1978—1, 1979—1, 1980—2, Total—4.

Championship Series

Year	Club	W-L	ERA	G	GS	CG	IP	H	R	ER	BB	SO
1979	Cincinnati	0-1	9.00	1	1	0	2	1	2	2	4	0

All-Star Game

Year	Club	W-L	ERA	G	GS	CG	IP	H	R	ER	BB	SO
1979	Cincinnati	0-0	0.00	1	0	0	2	1	0	0	0	0

Jeff Lahti

NO. 48

No.: 48

Position: Pitcher

Born: 10-8-56, Oregon City, OR

Resides: Portland, Oregon

Bats: Right Throws: Right

Ht.: 6-0 Wt.: 180

Single

Acquired: No. 5 draft choice,
regular phase, June 1978

Full Name: Jeffrey Allen Lahti (LAH•tee)



LAHTI

Jeff Lahti had another outstanding season as a relief pitcher in 1980, earning his first promotion to the major league roster with a 13-save, 7-victory season at Waterbury. His save total ranked third in the Eastern League. The 24-year-old righthander has pitched in 114 games during the past two seasons, striking out 177 batters in 196 innings. He was the MVP of the Greensboro team in 1979 when he had 13 saves and 7 wins to earn a late-season promotion to Nashville, where he picked up two wins and 1.69 ERA in six impressive outings.

YR	CLUB	W-L	ERA	G	GS	CG	IP	H	R	ER	BB	SO
1978	Eugene	1-5	4.42	16	5	1	53	58	34	26	21	32
1979	Greensboro	7-2	2.84	53	2	1	92	83	43	29	33	89
1979	Nashville	2-0	1.69	6	0	0	16	10	4	3	5	12
1980	Waterbury	7-8	2.77	55	0	0	91	75	34	28	40	78

Tom Lawless

NO. 56

No: 56

Position: Second Base

Born: 12-19-56, Erie, PA.

Resides: Erie, PA.

Bats: Right Throws: Right

Ht.: 6-0 Wt.: 164

Married

Acquired: No. 17 draft choice,
regular phase, June, 1978

Full Name: Thomas J. Lawless



LAWLESS

Tom Lawless added to his reputation as Mr. Speed in the Reds' farm system when he had 64 stolen bases for the Waterbury team in 1980, second best total in the Eastern League, after leading the Florida State League with 60 steals a year earlier. The 24-year-old second baseman continued his outstanding work with the glove, finishing second among the league's second basemen with a .979 mark. He led the league a year earlier with a .976 figure on his way to winning his team's MVP award.

Year	Club	Pct.	G	AB	R	H	2B	3B	HR	RBI	BB	SO	SB
1978	Billings	.276	63	254	64	70	5	7	5	35	45	50	16
1979	Tampa	.269	131	469	66	126	9	5	1	39	70	92	60*
1980	Waterbury	.275	131	501	84	138	20	7	2	29	41	82	64

Charlie Leibrandt



No.: 44

Position: Pitcher

Born: 10-4-56, Chicago, IL.

Resides: Fairfield, OH.

Bats: Right Throws: Left

Ht.: 6-4 Wt.: 200

Single

Acquired: No. 9 draft choice, regular phase, June 1978

Full Name: Charles Louis Leibrandt, Jr.

Charlie Leibrandt had a fine rookie season in 1980, winning 10 games and showing that he needed only to achieve consistency to become a steady winner. The Reds went to spring training last year looking for a lefthanded starting pitcher. Charlie, less than two years off the campus of Miami (O.) (University), put in an immediate claim for the job with a 3-0 spring record and a 1.13 ERA for his four starts. He added to his claim four days into the regular season when he made his first major league start a memorable event with a 5-hit shutout over Atlanta. One of the first things a team likes to find out about a young athlete is how good he is when he is at his best. Leibrandt left no doubt in that area. Nine of his 10 victories came in starting roles. In those nine games, Charlie's ERA was a sensational 1.37. Five of his wins were complete games. They included a pair of three-hitters and a four-hitter, in addition to his first start shutout. The next thing a team needs to know is how to get those "best" performances out of a young athlete more often. That's where Charlie's career stands in 1981.

Year	Club	W-L	ERA	G	GS	CG	IP	H	R	ER	BB	SO
1978	Eugene	2-0	4.05	3	2	1	20	24	13	9	5	18
1978	Tampa	4-1	0.77	6	6	5	47	26	4	4	17	40
1978	Indianapolis	2-1	2.83	4	4	1	29	20	9	9	12	12
1979	Indianapolis	8-14	2.94	27	26	5	162	146	67	53	65	100
1979	Cincinnati	0-0	0.00	3	0	0	4	2	2	0	0	1
1980	Cincinnati	10-9	4.24	36	27	8	174	200	84	82	54	62
Major League Totals		10-9	4.15	39	27	8	178	202	86	82	54	63

LIFETIME MAJOR LEAGUE HITTING: AB—56, H—11, RBI—4, HR—0. Pct.—.196

LIFETIME MAJOR LEAGUE SHUTOUTS: 1980—2.

Championship Series

Year	Club	W-L	ERA	G	GS	CG	IP	H	R	ER	BB	SO
1979	Cincinnati	0-0	0.00	1	0	0	0.3	0	0	0	0	0

Sam Mejias

NO. 28

No: 28
 Position: Outfielder
 Born: 5-9-52, Santiago, Dom. Rep.
 Resides: Santiago, Dom. Rep.
 Bats: Right Throws: Right
 Ht.: 6-0 Wt.: 170
 Married: Rochi Polanco
 Children: Sam, Jr. (8-19-79),
 Daniel (11-16-80)
 Acquired: From Indianapolis, 8-21-79
 Full Name: Samuel Elias Mejias
 (Muh•HEE•us)



MEJIAS

Sam Mejias came to the Reds with a reputation as a standou defensive outfielder and he has done nothing to injure that image. But the Dominican Republic native went beyond that in 1980 when he had his best season in the majors, getting some big hits on his way to a .278 average. His biggest came in the form of a 28th birthday present to himself on May 9, a bases-loaded triple to account for a 5-2 victory over the Phillies. Most of his appearances, however, came in the role he has grown accustomed to — late inning defense. "I realize that's why teams want me," says Mejias, "but I think I am showing people that I can hit, too." Mejias not only has outstanding ability to run down outfield flies, but has an arm that Reds' scout Ray Shore rates among the top ten in the National League.

Year	Club	Pct.	G	AB	R	H	2B	3B	HR	RBI	BB	SO	SB
1971	Newark	.260	66	227	34	59	14	0	4	26	20	58	7
1972	Danville	.168	39	107	13	18	2	0	0	4	23	28	1
1972	Newark	.310	59	232	38	72	14	3	5	32	21	45	3
1973	Danville	.248	114	432	70	107	16	9	6	39	47	85	15
1974	Shreveport	.263	134	486	75	128	25	7	12	60	37	68	8
1975	Mines	.226	134	455	56	103	18	3	9	50	44	67	18
1976	Spokane	.236	51	123	13	29	8	0	0	6	9	18	3
1976	Tulsa	.323	70	263	49	85	13	3	6	30	21	46	6
1977	St. Louis	.143	18	21	1	3	1	0	0	0	2	2	2
1977	Montreal	.228	74	101	14	23	4	1	3	8	2	17	1
1978	Montreal	.232	67	56	9	13	1	0	0	6	2	5	0
1979	Indianapolis	.281	47	178	21	50	15	1	4	24	17	26	5
1979	Chi.-Cin.	.231	38	13	5	3	0	0	0	0	2	5	0
1979	Cincinnati	.500	7	2	1	1	0	0	0	0	0	0	0
1980	Cincinnati	.278	71	108	16	30	5	1	1	10	6	13	4
Major League Totals		.241	268	299	45	72	11	2	4	18	14	42	7

1980 Game Winning RBI's

Foster.....16	Driessen.....10	Nolan, Oester.....2
Griffey.....13	Bench.....6	Correll, Cruz, Spilman,
Knight.....12	Collins.....6	LaCoss, Leibbrandt..1
Concepcion.....10	Kennedy.....3	

NO. 57



Eddie Milner

No. 57

Position: Outfielder

Born: 5-21-55, Columbus, OH.

Resides: Columbus, OH.

Bats: Left Throws: Left

Ht.: 5-11 Wt.: 170

Single

Acquired: No. 21 draft choice, regular phase, June 1976

Full Name: Eddie James Milner, Jr.

Eddie Milner maintained his steady progress through the Reds' farm system, reaching the triple-A level in 1980 at Indianapolis, where he put his great speed on display both on the basepaths and in center field, where he had an outstanding season defensively. Milner had 24 stolen bases, giving him 141 for his pro career, an average of 28 per season. Milner is a total Buckeye product. He was born in Columbus, where he still lives in the off-season, and was signed by the Reds off the campus of Central State University.

Year	Club	Pct.	G	AB	R	H	2B	3B	HR	RBI	BB	SO	SB
1976	Billings	.255	67	231	51	59	14	3	2	27	49	23	71
1977	Shelby	.268	110	414	62	111	15	8	3	30	56	46	35
1978	Tampa	.284	133	497	79	141	16	16	8	44	55	49	28
1979	Nashville	.263	104	369	70	97	12	12	11	51	48	39	35
1979	Indianapolis	.184	30	98	9	18	0	2	0	5	8	15	2
1980	Indianapolis	.252	130	468	63	118	11	7	5	37	45	42	24
1980	Cincinnati	.000	6	3	1	1	0	0	0	0	0	0	0

Baseball Writers of America

Earl Lawson, Cincinnati Post, Chairman
 Hal McCoy, Dayton Daily News, Vice-Chairman
 Dick Netzley, Troy News, Secretary
 Bill Ford, Cincinnati Enquirer, Treasurer

Membership

Associated Press

Joe Kay
 Terry Kinney
 Bill Vale

United Press

International
 Rick Van Sant

Cincinnati Reds

Jim Ferguson

Cincinnati Post

Pat Harmon
 Greg Hoard
 Earl Lawson
 Rick Millions

Cincinnati Enquirer

Jerry Dowling
 Bill Ford
 Frank Hinchey
 Peter King
 Mark Purdy
 Tim Sullivan

Dayton Daily News

Si Burick
 Hal McCoy
 Gary Nuhn

Dayton Journal Herald

Bucky Albers
 Ritter Collett
 Jerry Howe
 Paul Meyer

Hamilton Journal-News

Joe Minster
 Bill Moeller

Lexington Leader

Rick Bailey

Louisville Times

George Rorrer

Middletown Journal

Jerry Nardiello

Richmond Palladium-Item

Mike Lopresti

Troy News

Dick Netzley

Paul Moskau

NO. 31

No.: 31
 Position: Pitcher
 Born: 12-20-53, St. Joseph, MO.
 Resides: Tucson, AZ.
 Bats: Right Throws: Right
 Ht.: 6-2 Wt.: 205
 Married: Anna Zoback
 Children: Ryan Paul (8-22-77),
 Rachel (6-25-80)



MOSKAU

Acquired: No. 3 draft choice, regular phase, June 1975

Full Name: Paul Richard Moskau (MOSS • KOV)

Paul Moskau took a new look and a new attitude into the 1980 season and it seemed he was on his way to the kind of season the Reds have been expecting since his meteoric rise through the farm system. But the new look and the new attitude needed a new right shoulder as well. The old one had problems again and the 27-year-old righthander will be battling back from surgery in 1981. The setback should be only temporary. Moskau reported to spring camp in 1980 a slim, trim 15 pounds lighter than when he took off his uniform at the end of the 1979 season. "My attitude and my direction have changed," he said. "I started thinking about the way things have been going for me the last couple of years. If I couldn't watch myself and keep the weight off, how could I expect to pitch?" Moskau has been on the verge of stardom since he arrived on the big league scene in June, 1977, with a composite 30-9 record to show for the equivalent of two full seasons in the farm system. Although Paul has been a starter nearly all of his career, he spent a good part of the early season in the bullpen with good success. Overall in 1980, his 14 relief appearances produced a 4-1 record, 2 saves and a 2.00 ERA. In mid-season, Paul switched to starting assignments and found more success. When he shut out the Pirates on Aug. 28, he had a 9-5 record and a shrinking ERA. But then the shoulder problem hit again and Paul was to pitch only 15 ineffective innings the rest of the season.

		W-L	ERA	G	GS	CG	IP	H	R	ER	BB	SO
1975	Billings	0-1	2.25	1	1	0	4	3	5	1	3	6
1975	Eugene	*10-1	*1.50	13	12	7	84	52	22	14	41	*92
1976	Three Rivers	13-6	*1.55	26	23	11	180	134	42	31	58	124
1977	Indianapolis	7-1	3.54	12	12	3	81	69	35	32	26	55
1977	Cincinnati	6-6	4.00	20	19	2	108	116	51	48	40	71
1978	Indianapolis	1-1	3.08	4	4	0	26	21	14	9	15	27
1978	Cincinnati	6-4	3.97	26	25	2	145	139	65	64	57	88
1979	Indianapolis	0-0	0.00	2	2	0	5	2	0	0	1	5
1979	Cincinnati	5-4	3.91	21	15	1	106	107	53	46	51	58
1980	Cincinnati	9-7	4.00	33	19	2	153	147	69	68	41	94
Major League Totals		26-21	3.97	100	78	7	512	509	238	226	189	311

LIFETIME MAJOR LEAGUE HITTING: AB—131, H—24, HR—2, RBI—14, Pct. .183
 (Last home run 7-29-78 at Riverfront off Lonborg, Philadelphia)

LIFETIME MAJOR LEAGUE SAVES: 1978—1, 1980—3, Total—4.

LIFETIME MAJOR LEAGUE SHUTOUTS: 1977—2, 1978—1, 1980—1, Total—4.

NO. 17**NOLAN****Joe Nolan**

No: 17

Position: Catcher

Born: 3-12-1951, St. Louis, MO.

Resides: St. Louis, MO.

Bats: Left Throws: Right

Ht.: 6-0 Wt.: 190

Married: Kathy Kinest

Children: Patricia (12-8-69), Kelly
(3-8-72), Becky (3-10-79)

Acquired: As free agent, 6-13-80

Joe Nolan is another in a long line of examples of the value of being in the right place at the right time. The 29-year-old catcher had gambled on his baseball future last June when he elected to become a free agent from the Atlanta Braves rather than accept a trip to the minors. At the same time, the Reds were looking for someone who could move behind the plate while Johnny Bench's injuries were healing. The matchup was almost instantaneous and so successful that Nolan caught almost half the Reds' games the rest of the season. Joe did a good job defensively, worked well with the pitchers and emerged with a .312 batting average for his 53 games as a Red, the top average on the team. His overall average for the year was .307. Nolan hit safely in 24 of the last 27 games he started, batting .356 on 36-101 in those games. And his hits were productive ones. He had 24 RBIs after joining the Reds, the most by any Reds' catcher other than Johnny Bench since Don Pavletich had 34 back in 1967.

Year	Club	Pct.	G	AB	R	H	2B	3B	HR	RBI	BB	SO	SB
1969	Marion	.250	52	160	33	40	5	0	2	19	36	32	8
1970	Pompano Beach	.231	95	281	38	109	6	4	0	30	50	22	3
1971	Visalia	.277	120	393	51	90	17	3	13	75	83	68	3
1972	Memphis	.215	130	418	51	90	13	3	4	41	75	89	3
1972	New York (N)	.000	4	10	0	0	0	0	0	0	1	3	0
1973	Tidewater	.240	97	287	34	69	9	1	4	25	42	41	1
1974	Tidewater	.269	57	145	18	39	8	0	5	20	30	17	2
1975	Richmond	.269	111	342	41	92	13	0	6	53	47	49	1
1975	Atlanta	.250	4	4	0	1	0	0	0	0	1	0	0
1976	Richmond	.287	32	87	9	25	6	1	0	9	19	3	0
1977	Atlanta	.280	62	82	13	23	3	0	3	9	13	12	1
1978	Atlanta	.230	95	213	22	49	7	3	4	22	34	28	3
1979	Atlanta	.248	89	230	28	57	9	3	4	21	27	28	1
1980	Atlanta-Cincinnati	.307	70	176	16	54	8	0	3	26	15	12	0
Major League Totals		.257	324	715	79	184	27	6	14	78	91	83	5

Mike O'Berry

No.: 9

Position: Catcher

Born: (4-20-54), Birmingham, AL.

Resides: Birmingham, AL.

Bats: Right Throws: Right

Ht.: 6-2 Wt.: 190

Married

Acquired: From Chicago Cubs for

Jay Howell, 10-20-80

Full Name: Preston Michael O'Berry

NO. 9



O'BERRY

Mike O'Berry came to the Cincinnati Reds last fall with a solid reputation as a defensive catcher. The 26-year-old Alabama product was obtained from the Chicago Cubs in a trade during the 1980 World Series. O'Berry spent his first five professional seasons in the Boston organization, earning a mid-1979 promotion to the Red Sox. His strong, accurate throwing arm let O'Berry lead Eastern League catchers with 76 assists in 1978.

Year	Club	Avg.	G	AB	R	H	2B	3B	HR	RBI	BB	SO	SB
1975	Winter Haven	.083	39	96	5	8	2	1	0	5	13	28	0
1976	Win.-Salem	.200	111	330	51	66	12	4	4	32	58	85	1
1977	Bristol	.205	125	352	46	72	10	2	2	25	56	94	1
1978	Bristol	.236	114	339	41	80	12	1	6	41	46	89	7
1979	Pawtucket	.169	34	78	6	13	1	0	1	5	11	24	0
1979	Boston	.169	43	59	8	10	1	0	1	4	5	16	0
1980	Chicago (N)	.208	19	48	7	10	1	0	0	6	5	13	0
1980	Wichita	.300	9	23	4	6	2	0	0	6	2	5	0
1980	Midland	.243	57	173	31	42	9	3	1	23	37	41	2
Major League Totals		.187	62	107	15	20	2	0	1	9	10	29	0

1980 Best Against Reds Team

1980 Reds Best Against Team

Cromartie, Mtl., .364	1B	Garvey, L.A., .250
Flynn, N.Y., .333	2B	Royster, Atl., .176
Templeton, St.L., .333	SS	Speier, Mtl., .091
Madlock, Pitt., .423	3B	Horner, Atl., .121
Parker, Pitt., .381	OF	Baker, L.A., .183
Hendrick, St.L., .373	OF	Murphy, Atl., .224
McBride, Phil., .364	OF	Herndon, S.F., .159
Foote, Chi., .360	C	Boone, Phil., .176
J. Niekro, Hou., 4-1	P	P. Niekro, Atl., 0-5
Reuss, L.A., 4-1		

NO. 16



Ron Oester

No.: 16
 Position: Infielder
 Born: 5-6-56, Cincinnati, OH.
 Resides: Cincinnati, OH.
 Bats: Both Throws: Right
 Ht.: 6-2 Wt.: 185
 Married: Jackie Wallace
 Acquired: No. 9 draft choice, regular
 phase, June 1974
 Full Name: Ronald John Oester

Ron Oester was not about to let his second chance get away. The 24-year-old native Cincinnati had gone to spring training to battle Junior Kennedy for the open second base job. Kennedy had a big spring while Oester struggled, so Ron spent most of the first half of the 1980 season on the bench, getting an occasional start at second or shortstop and doing some pinch-hitting. When Kennedy went into a slump in July, Manager John McNamara wrote Oester's name on his lineup card on July 27 and Ron kept it there. He went 4-for-5 in that first game. When 10 games had passed, Oester had gone 18-for-40 (.450) with 5 doubles, a triple and his first major league home run. The switch-hitter was to start every Reds' game the rest of the season, batting .283 in that span to finish with a .277 average for the season. And his play at second base was so spectacular that veteran baseball observers were already predicting Gold Glove awards and All-Star assignments in his future. Oester excelled at second base even though he had been a shortstop throughout his six years in the Reds' farm system. He was the heir apparent for the shortstop job, except that the second base job opened up sooner. "There isn't a second baseman in the league who can match his range and the strength and accuracy of his arm," claims Manager John McNamara. "He's such a gifted athlete that I could play him anywhere in the infield or outfield and he would do a good job." Oester was named to the post-season Major League All-Rookie team by Topps and finished high in the voting for Rookie of the Year awards by both the BBWAA and the Sporting News.

Year	Club	Pct.	G	AB	R	H	2B	3B	HR	RBI	BB	SO	SB
1974	Billings	.311	53	167	23	52	11	1	0	21	9	27	1
1975	Tampa	.219	117	375	40	82	3	4	0	25	38	56	3
1976	Three Rivers	.246	138	447	57	110	14	4	0	44	47	68	6
1977	Indianapolis	.255	134	455	60	116	16	5	3	33	39	80	14
1978	Indianapolis	.259	135	514	78	133	21	4	7	49	29	84	11
1978	Cincinnati	.375	6	8	1	3	0	0	0	1	0	2	0
1979	Indianapolis	.281	136	509	62	143	19	6	2	33	48	59	23
1979	Cincinnati	.000	6	3	0	0	0	0	0	0	0	1	0
1980	Cincinnati	.277	100	303	40	84	16	2	2	20	26	44	6
Major League Totals		.277	112	314	41	87	16	2	2	21	26	47	6

Frank Pastore

NO. 35

No.: 35
Position: Pitcher
Born: 8-21-57, Alhambra, CA.
Resides: Upland, CA.
Bats: Right Throws: Right
Ht.: 6-3 Wt.: 210
Married: Gina Pignotti
Acquired: No. 2 draft choice, regular
phase, June 1975
Full Name: Frank Enrico Pastore



PASTORE

Frank Pastore, in his first full season in the major leagues, led the Reds in victories, with 13, and complete games, with 9, and has a solid 3.26 ERA. But the 1980 season was still somewhat of a disappointment for the strong-armed righthander. An injury to the middle finger of his pitching hand put Pastore on the sidelines for about six weeks in the middle of the season and robbed him of what might have been a brilliant record. The 23-year-old Californian got started in that direction on Opening Day when he pitched a 3-hit shutout against Atlanta, the first Opening Day shutout by a Reds pitcher since Johnny Vander Meer did it in 1943. Frank, who had closed out the 1979 season with a 5-2 record and a 2.10 ERA for the last two months, was on a roll. By the middle of June, his 1980 record was 8-2 and 2.73 and Frank was looking toward the All-Star game. A desire to excel burns fiercely in the brash youngster. "Being the best is important to me," he says. "At a young age, my sense of values became strong that it was important to be the best among your peers." Then the finger problem surfaced and Pastore had some problems gripping the baseball. From July 6 to Aug. 23, Pastore made it to the mound only once. Frank's effectiveness returned in the closing weeks when he had five impressive starts, winning three of four decisions. In his nine complete games, Pastore had two shutouts, three games in which he allowed just one run and three more in which he gave up a pair of runs. His best game may have been a 2-hitter against the Expos on May 24, but there was also a 3-hitter in San Francisco on Sept. 23 when Frank retired the last 19 batters he faced to win 2-1. Frank had a strange affinity for Candlestick Park, where many pitchers hate to work because of the often windy, cold weather. He had three complete game victories there in three 1980 starts, allowing a total of four runs. He was even more effective against the Braves, winning all four starts with a 1.06 ERA and allowing just 20 hits in 34 innings.

Year	Club	W-L	ERA	G	GS	CG	IP	H	R	ER	BB	SO
1975	Billings	5- 7	2.56	15	13	3	88	89	47	25	27	69
1976	Tampa	5- 7	3.11	21	19	2	107	101	50	37	34	54
1977	Three Rivers	6- 6	3.64	15	15	7	94	98	43	38	32	51
1978	Nashville	6- 8	3.49	22	20	6	129	106	58	50	46	120
1978	Indianapolis	0- 2	6.94	4	3	0	12	24	15	9	5	8
1979	Indianapolis	7- 2	2.78	10	10	5	68	51	21	21	17	69
1979	Cincinnati	6- 7	4.26	30	9	2	95	102	47	45	23	63
1980	Cincinnati	13- 7	3.26	27	27	8	185	161	72	67	42	110
Major League Totals		19-14	3.60	57	36	10	280	263	119	112	65	173
LIFETIME MAJOR LEAGUE HITTING: AB—89, H—14, HR—0, RBI—6. Pct.—.157												
LIFETIME MAJOR LEAGUE SAVES: 1979—1, 1980—2. Total—3.												
LIFETIME MAJOR LEAGUE SHUTOUTS: 1979—1, 1980—2. Total—3.												

Championship Series

Year	Club	W-L	ERA	G	GS	CG	IP	H	R	ER	BB	SO
1979	Cincinnati	0- 0	2.57	1	1	0	7	7	2	2	3	1

1981 BIRTHDAYS OF CURRENT REDS

JANUARY

20 — Bill Scherrer (23)

FEBRUARY

1 — Geoff Combe (25)
24 — Nick Esasky (21)

MARCH

13 — Duane Walker (24)
27 — Dave Van Gorder (37)
29 — Tom Hume (28)

APRIL

10 — Ken Griffey (31)
20 — Mike O'Berry (27)

MAY

5 — Ron Oester (25)
9 — Sam Mejias (29)
12 — Joe Nolan (30)
21 — Eddie Milner (26)
30 — Mike LaCoss (25)

JUNE

6 — Dave Concepcion (33)

JULY

12 — Mario Soto (25)
18 — Harry Spilman (27)
27 — Larry Bittner (34)
29 — Dan Driessen (30)

AUGUST

9 — Junior Kennedy (31)
21 — Frank Pastore (24)
21 — Bruce Berenyi (27)
22 — Doug Bair (32)
30 — Scott Brown (25)

SEPTEMBER

4 — Paul Householder (23)

OCTOBER

1 — Bill Bonham (33)
4 — Charlie Leibrandt (25)
8 — Jeff Lahti (25)
9 — Tom Foley (22)
20 — Dave Collins (29)
28 — Jose Britto (22)

NOVEMBER

1 — Gary Redus (25)
10 — Mike Vail (30)
17 — Tom Seaver (37)
29 — Joe Price (25)

DECEMBER

1 — George Foster (33)
7 — Johnny Bench (34)
9 — Steve Christmas (24)
19 — Tom Lawless (25)
20 — Paul Moskau (28)
28 — Ray Knight (29)

Joe Price

No.: 49

Position: Pitcher

Born: (11-29-56), Inglewood, CA.

Resides: Lakeside, CA.

Bats: Right Throws: Left

Ht.: 6-4 Wt.: 220

Single

Acquired: As No. 4 draft choice,
June, 1977, regular phase.

Full Name: Joseph Walter Price.



Joe Price was one of the Reds' most effective pitchers after earning a mid-June promotion from the Indianapolis farm team. Like most youngsters, the 24-year-old lefthander needed a few games to get his feet on the ground. Everything clicked into place for the native Californian on July 27 when he got a victory over the Mets with six strong innings of relief, allowing just two hits. Even though Joe had been a starting pitcher almost exclusively during his 3-½ seasons in the farm system, he was effective both as a starter and out of the bullpen the rest of the season. In his final 16 appearances (8 starts, 8 relief), Price had a 2.55 ERA in 74 innings and a 6-3 record. Oddly, Joe was unbeaten in the National League except against one club. The Giants imposed all of his three losses. Price allowed two runs or less in nine of his 13 starts as a rookie.

Year	Club	W-L	ERA	G	GS	CG	IP	H	R	ER	BB	SO
1977	Billings	6-5	3.37	15	13	4	94	83	50	39	42	97
1978	Tampa	10-4	1.48	23	21	9	165	123	40	27	51	128
1978	Nashville	0-0	2.70	2	2	0	10	7	3	3	3	10
1979	Nashville	6-6	3.96	22	20	2	109	101	58	48	31	69
1980	Indianapolis	4-4	3.87	11	11	3	79	64	36	34	30	83
1980	Cincinnati	7-3	3.57	24	13	2	111	130	45	44	37	44
Major League Totals		7- 3	3.57	24	13	2	111	130	45	44	37	44

LIFETIME MAJOR LEAGUE HITTING: AB—39, H—5, HR—0, RBI—0, Pct.—.128

Reds' Pitchers Top Winning Streaks Last 40 Years

16—Ewell Blackwell, 1947	9—Dave Tomlin, 1978
13—Brooks Lawrence, 1956	9—Don Gullett, 1973
11—Tom Seaver, 1979	9—Brooks Lawrence, 1958
10—Clay Carroll, 1968-69 (combined)	8—Tom Hall, 1972
10—Wayne Simpson, 1970	8—Joey Jay, 1961
10—Pedro Borbon, 1973-74 (combined)	8—Jim O'Toole, 1961
10—Pat Darcy, 1975-76 (combined)	8—Don Newcombe, 1959
10—Elmer Riddle, 1941	8—Tom Seaver, 1977

NO. 61



Gary Redus

No.: 61

Position: Outfielder-First Baseman

Born: 11-1-56, Limestone County, AL

Resides: Tanner, AL

Bats: Right Throws: Right

Ht.: 6-1 Wt.: 178

Married: Minnie

Acquired: No. 15 draft choice,
regular phase, June, 1978

Full Name: Gary Eugene Redus (REE • dus)

Gary Redus put together another outstanding season in 1980 as he finished among the Florida State League leaders in doubles, triples and home runs; led in total bases; and was third in the league with a .301 average. That earned him the Reds-Budweiser MVP award for the Tampa farm team. Redus is that baseball rarity who combines power with speed. In his three pro seasons, he has averaged 47 stolen bases, including 50 in 1980, and 16 homers. At Billings in 1978, Redus hit .462, the second highest average ever recorded in the history of professional baseball.

YR	CLUB	PCT.	G	AB	R	H	2B	3B	HR	RBI	BB	SO	SB
1978	Billings	.462*	68	253	100	117	19	6	17	62	62	31	42*
1979	Nashville	.174	36	109	7	19	2	1	0	7	18	27	8
1979	Greensboro	.278	83	309	79	86	17	1	16	52	58	61	41
1980	Tampa	.301	128	452	81	136	18	9	16	68	66	78	50

NO. 52



Bill Scherrer

No.: 52

Position: Pitcher

Born: 1-20-58, Tonawanda, NY.

Resides: Spring Hill, FL.

Bats: Left Throws: Left

Ht.: 6-4 Wt.: 180

Married: Michelle

Acquired: No. 1 draft choice, secondary
phase, January 1977

Full Name: William Joseph Scherrer

Bill Scherrer was a major contributor to Waterbury's championship season in 1980, winning seven regular season games and one more in the playoffs. The 23-year-old lefthander has had considerable success as a starter in the farm system, including 12-3 for Tampa in 1979, but went to the Florida Instructional League to learn the ways of the bullpen. He proved to be a quick learner, posting a 4-0 record with 3 saves and a 1.60 ERA in 16 appearances.

Year	Club	W-L	ERA	G	GS	CG	IP	H	R	ER	BB	SO
1977	Shelby	9- 9	3.53	27	26	5	158	132	87	62	105	122
1978	Shelby	0- 2	4.06	10	5	1	31	27	19	14	26	18
1978	Eugene	6- 4	3.54	13	13	3	84	61	43	33	42	87
1979	Tampa	12- 3	1.81	25	24	10	159	126	43	32	65	140
1980	Waterbury	7- 8	3.34	25	25	4	151	139	58	56	58	84

Tom Seaver

No.: 41

Position: Pitcher

Born: 11-17-44, Fresno, CA.

Resides: Greenwich, CT.

Bats: Right Throws: Right

Ht.: 6-1 Wt.: 210

Married: Nancy McIntyre

Children: Sarah (2-24-71), and Anne

10-28-75

Acquired: From New York Mets for Pat

Zachry, Doug Flynn, Steve

Henderson and Dan Norman

6-15-77

Full Name: George Thomas Seaver



A baseball season can sometimes seem very long, but it would have been all right with Tom Seaver if the 1980 season had continued right on through October and November. The way he was pitching in the closing weeks, he hated to take off his uniform and pack it away. In his last eight starts, from Aug. 25 on, Seaver put his shoulder problems behind him and built a 6-1 record, allowing just 12 earned runs for a brilliant 1.64 ERA. Included on that list was his 53rd career shutout, 3-0 over Atlanta; another game in which he combined with Mario Soto for a 2-hit, 2-0 shutout over Chicago; and still another game in which he gave up a single on his first pitch and took that one-hitter into the 9th against the Giants before finishing with a three-hitter. In his one loss, he allowed 3 hits in a 2-0 setback at Houston. In his one no-decision game, he allowed 3 hits and 1 run in 8 innings against San Diego. That is vintage Seaver. That is the kind of pitching that will put him in the Hall of Fame one day and has allowed him to build statistics that are among the best ever in baseball. He finished the 1980 season with 2,988 career strikeouts, needing 12 to become only the fifth pitcher in history to reach 3,000. His 53rd shutout puts him 10th on that all-time list and No. 1 among active pitchers. His 2.60 career ERA ranks third behind only Walter Johnson and Grover Cleveland Alexander among pitchers who have worked 3,000 or more innings. His 245 career wins put him 34th on the all-time list and fifth among active pitchers. He has fanned 10 or more batters in a game 69 times and led the league in strikeouts five times. He has won the Cy Young Award three times — 1969, 1973 and 1975. But statistics were not the story of Seaver in 1980. He had the fewest wins, the fewest starts, the fewest innings and the highest ERA of his career.

But the brilliant finish made it satisfying for the 36-year-old right-hander because he proved to himself that he could still pitch in the Seaver manner. And that is important to this craftsman of the mound. "I love what I do for a living," he says. "That 2-½ hours out there on the mound belong to me. In that sense, I'm selfish. I enjoy pitching my game plan... understanding the mental and physical approach to pitching. You never know how long you'll have that." At the end of June, Seaver didn't know if he would have it ever again. Tendinitis in his right shoulder put him on the sidelines. "It's really the first time I had to face realistically that it could be the end of my career," he said. But a five-week rest proved to be the answer. The real Seaver was back. "I didn't expect to come back and throw like this," he admitted, during his late surge. "But I'm throwing well and I'm throwing easy. It was the kind of game you're proud of as a pro athlete." It was the kind of pitching that let Seaver look eagerly toward 1981 and a fresh start.

All-Time Victory List

Tom Seaver is 34th on the All-Time Victory List heading into the 1981 season.

Cy Young	511	Lefty Grove	300	Ted Lyons	260
Walter Johnson	416	Early Wynn	300	FERGUSON JENKINS	259
Grover Alexander	373	GAYLORD PERRY	289	Urban Faber	254
Christy Mathewson	373	Robin Roberts	286	Carl Hubbell	253
Warren Spahn	363	Tony Mullane	282	Bob Gibson	251
James Galvin	361	JIM KAAT	273	STEVE CARLTON	249
Charles Nichols	360	Red Ruffing	273	John Powell	248
Tim Keefe	346	Burleigh Grimes	270	Joe McGinnity	247
John Clarkson	328	Eppa Rixey	266	John Quinn	247
Ed Plank	325	Bob Feller	266	TOM SEAVER	245
Michael Welch	316	August Weyhing	265		
Charles Radbourne	308	Jim McCormick	264	(active players in caps)	

Seaver In Top 10

Top 10 Strikeouts

Walter Johnson	3,508
GAYLORD PERRY	3,276
Bob Gibson	3,117
NOLAN RYAN	3,109
TOM SEAVER	2,988
STEVE CARLTON	2,969
FERGUSON JENKINS	2,899
Jim Bunning	2,855
Mickey Lolich	2,832
Cy Young	2,819

(caps active)

Top 10 Shutouts

Walter Johnson	113
Grover Alexander	90
Christy Mathewson	83
Cy Young	77
Ed Plank	64
Warren Spahn	63
Ed Walsh	58
James Galvin	57
Bob Gibson	56
TOM SEAVER	53
Juan Marichal	52

Year	Club	W-L	ERA	G	GS	CG	IP	H	R	ER	BB	SO
1966	Jacksonville	12-12	3.13	34	32	10	210	184	87	73	66	188
1967	New York	16-13	2.76	35	34	18	251	224	85	77	78	170
1968	New York	16-12	2.20	36	35	14	278	224	73	68	48	205
1969	New York	*25- 7	2.21	36	35	18	273	202	75	67	82	208
1970	New York	18-12	*1.81	37	36	19	291	230	103	91	83	*283
1971	New York	20-10	*1.76	36	35	21	286	210	61	56	61	*289
1972	New York	21-12	2.92	35	35	13	262	215	92	85	77	249
1973	New York	19-10	*2.08	36	36	18	290	219	74	67	64	*251
1974	New York	11-11	3.20	32	32	12	236	199	89	84	75	201
1975	New York	*22- 9	2.38	36	36	15	280	217	81	74	88	*243
1976	New York	14-11	2.59	35	34	13	271	211	83	78	77	*235
1977	Cin.-N.Y.	21- 6	2.59	33	33	19	261	199	78	75	66	196
1978	Cincinnati	16-14	2.87	36	36	8	260	218	97	83	89	226
1979	Cincinnati	16- 6	3.14	32	32	9	215	187	85	75	61	131
1980	Cincinnati	10- 8	3.64	26	26	5	168	140	74	68	59	101
Major League Totals		245-141	2.60	491	475	200	3622	2895	1150	1048	1008	2988

All-Star Games

Year	Club	W-L	ERA	G	GS	CG	IP	H	R	ER	BB	SO
1967	National	0- 0	0.00	1	0	0	1	0	0	0	1	1
1968	National	0- 0	0.00	1	0	0	2	2	0	0	0	5
1969	National						(Selected, did not play)					
1970	National	0- 0	0.00	1	1	0	3	1	0	0	0	4
1971	National						(Selected, did not play)					
1972	National						(Selected, did not play)					
1973	National	0- 0	0.00	1	0	0	1	0	0	0	1	0
1975	National	0- 0	27.00	1	0	0	1	2	3	3	1	2
1976	National	0- 0	4.50	1	0	0	2	2	1	1	0	1
1977	National	0- 0	18.00	1	0	0	2	4	3	2	1	2
1978	National						(Selected, did not play)					
Totals		0- 0	4.50	7	1	0	12	11	7	6	4	15

LIFETIME MAJOR LEAGUE HITTING: AB—1162, H—175, HR—11, RBI—76, Pct.—.151.
(Last home run 6-4-79 at Riverfront off Swan, N.Y.)

LIFETIME MAJOR LEAGUE SHUTOUTS: 1967—2, 1968—5, 1969—5, 1970—2,
1971—4, 1972—3, 1973—3, 1974—5, 1975—5, 1976—5, 1977—7, 1978—1,
1979—5, 1980—1. Total—53.

Championship Series

Year	Club	W-L	ERA	G	GS	CG	IP	H	R	ER	BB	SO
1969	New York	1- 0	6.43	1	1	0	7	8	5	5	3	2
1973	New York	1- 1	1.59	2	2	1	17	13	4	3	5	17
1979	Cincinnati	0- 0	2.25	1	1	0	8	5	2	2	2	5
Totals		2- 1	2.81	4	4	1	32	26	11	10	10	24

World Series

Year	Club	W-L	ERA	G	GS	CG	IP	H	R	ER	BB	SO
1969	New York	1- 1	3.00	2	2	1	15	12	5	5	3	9
1973	New York	0- 1	2.40	2	2	0	15	13	4	4	3	18
Totals		1- 2	2.70	4	4	1	30	25	9	9	6	27

NO. 36**SOTO****Mario Soto**

No.: 36

Position: Pitcher

Born: 7-12-56, Bani, Dominican Republic

Resides: Santo Domingo,

Dominican Republic

Bats: Right Throws: Right

Ht.: 6-0 Wt.: 185

Single

Acquired: As free agent 12-3-73

Full Name: Mario Melvin Soto

Mario Soto was named the Reds' Pitcher of the Year for 1980 in voting by the Cincinnati Chapter of the Baseball Writers Association of America. No one could have suggested the possibility of that to him in mid-season, when the 24-year-old native of the Dominican Republic was struggling with a record of 0-3, a fat ERA hovering around the 5.00 mark and a definite lack of confidence in his ability to get out major league hitters. Yet when the Reds made their run at the National League West title in September, Soto was the best pitcher on the staff and some of those scouts who follow pennant contenders down the stretch were saying he was one of the best in the league. Pitching short relief, pitching long relief and getting an occasional starting assignment, Soto's record after the All-Star break was 9-5 with 4 saves and a 2.29 ERA. But his amazing emergence as a star began in his last appearance before the mid-season break, and under most unlikely circumstances. The Reds were trailing Houston with one out in the first inning, 6-0, when Mario was summoned out of the bullpen. Soto allowed only three hits as he completed the game, working $8\frac{2}{3}$ innings and earning an 8-6 victory. From that point on, he was a different pitcher and it seemed to make no difference how or how often Manager John McNamara used him. Although he had only 12 starts among his 53 pitching appearances, Mario worked more innings (190) than any other pitcher on the staff. He finished third in the league with 182 strikeouts, just under one per inning. And his ratio of strikeouts, per innings pitched was the best in the N.L. among those who pitched the full season. He got 15 of those strikeouts in one game at Atlanta, one short of the club record.

Year	Club	W-L	ERA	G	GS	CG	IP	H	R	ER	BB	SO
1975	Eugene	2- 3	4.20	5	5	2	30	33	21	14	18	11
1976	Tampa	13- 7	1.87	26	25	13	197	142	54	41	80	124
1977	Indianapolis	11- 5	3.08	18	18	4	123	100	51	42	61	109
1977	Cincinnati	2- 6	5.31	12	10	2	61	60	38	36	26	44
1978	Indianapolis	9-12	5.02	26	24	6	160	129	102	89	95	121
1978	Cincinnati	1- 0	2.50	5	1	0	18	13	5	5	13	13
1979	Indianapolis	1- 1	3.96	15	0	0	25	20	11	11	18	38
1979	Cincinnati	3- 2	5.35	25	0	0	37	33	25	22	30	32
1980	Cincinnati	10- 8	3.08	53	12	3	190	126	72	65	84	182
Major League Totals		16-16	3.76	95	23	5	306	232	140	128	153	271
LIFETIME MAJOR LEAGUE HITTING: AB—68, H—7, HR—0, RBI—2,—Pct.—.103.												
LIFETIME MAJOR LEAGUE SHUTOUTS: 1977—1, 1980—1. Total—2.												

Championship Series

Year	Club	W-L	ERA	G	GS	CG	IP	H	R	ER	BB	SO
1979	Cincinnati	0- 0	0.00	1	0	0	2	0	0	0	0	1

Soto — Outstanding Pitcher for 1980

Mario Soto was named the Reds' Outstanding Pitcher for 1980 in voting by the Cincinnati Chapter of the Baseball Writers Association of America, which will present their Johnny Vander Meer Award to him. The award was named in honor of the former great Reds' pitcher in 1978. Following is a list of the Reds' Outstanding Pitcher winners (the BBWAA did not give an award in 1976 or 1977):

1969 — Wayne Granger	1974 — Don Gullett
1970 — Jim Merritt	1975 — Don Gullett
1971 — Don Gullett	1978 — Doug Bair
1972 — Clay Carroll	1979 — Tom Hume
1973 — Jack Billingham	1980 — Mario Soto

Griffey 1980 Reds M.V.P.

Ken Griffey was named the Most Valuable Player of the 1980 Cincinnati Reds in voting by the Cincinnati Chapter of the Baseball Writers Association of America, which will present their Ernie Lombardi Award to him. The MVP award was named in honor of the former great Reds' catcher in 1978. Following is a list of the Reds' MVP winners:

1955—Wally Post, OF	1968—Pete Rose, OF
1956—Roy McMillan, SS	1969—Pete Rose, OF
1957—Don Hoak, 3B	1970—Johnny Bench, C
1958—Johnny Temple, 2B	1971—Lee May, 1B
1959—Frank Robinson, 1B	1972—Johnny Bench, C
1960—Eddie Kasko, 3B-SS-2B	1973—Pete Rose, OF
1961—Frank Robinson, OF	1974—Joe Morgan, 2B
1962—Frank Robinson, OF	1975—Joe Morgan, 2B
1963—Jim Maloney, P	1976—Joe Morgan, 2B
1964—Frank Robinson, OF	1977—George Foster, OF
1965—Deron Johnson, 3B	1978—Pete Rose, 3B
1966—Pete Rose, 2B	1979—Ray Knight, 3B
1967—Tony Perez, 3B	1980—Ken Griffey, OF

NO. 12

Harry Spilman

SPILMAN



No: 12
 Position: Infielder
 Born: 7-18-54, Albany, GA.
 Resides: Dawson, GA.
 Bats: Left Throws: Right
 Ht.: 6-1 Wt.: 190
 Married: Kim Grossman
 Acquired: As free agent 6-25-74
 Full Name: William Harry Spilman

Harry Spilman was the Reds' best pinch-hitter in 1980 and one of the most productive the team has had in many years. The 26-year-old Georgia product batted .293 in emergency situations and his 10 RBIs were the most by a Reds' pinch-hitter since 1972. Spilman would rather be called first baseman than pinch-hitter, but he gladly accepted the role as a means of staying in the major leagues. "Pinch-hitting is tough," he says, "but I've just made up my mind to do the job when called upon. I'm not putting any pressure on myself. I just try to stay in the game mentally." Spilman's bat always make him a handy commodity. He earned his way to the Reds in mid-1979 after two solid years in triple-A, batting .288 and .295, and a sensational .373 average in the Eastern League in 1977. Although regarded as more of a line drive hitter than a home run hitter, Spilman hit two consecutive pitches for home runs in 1980. They came three days apart in pinch situations. Both were memorable. The first, off Dick Ruthven, was his first in the majors. The second, off Jeff Reardon, was a 3-run shot in the bottom of the ninth to tie the score. While Spilman had to be content with 101 at-bats in 65 games, it was a busy time for him in other ways. He spent a lot of time learning to become the third catcher on a team that was carrying only two and actually made it behind the plate in one game. He also played the outfield for the first time in one game.

Year	Club	Pct.	G	AB	R	H	2B	3B	HR	RBI	BB	SO	SB	
1974	Billings	.309	54	178	29	55	12	2	2	30	13	33	3	
1975	Tampa	.259	115	348	33	90	13	1	1	38	61	43	6	
1976	Tampa	.249	118	361	50	90	12	5	6	35	65	48	6	
1977	Three Rivers	.373	133	493	94	184	39	3	16	78	74	40	1	
1978	Indianapolis	.295	133	488	95	144	26	4	13	79	68	57	2	
1978	Cincinnati	.250	4	4	1	1	0	0	0	0	0	1	0	
1979	Indianapolis	.288	71	267	42	77	13	3	3	27	37	29	12	
1979	Cincinnati	.214	43	56	7	12	3	0	0	5	7	5	0	
1980	Cincinnati	.267	65	101	14	27	4	0	4	19	9	19	0	
Major League Totals			.248	112	157	21	39	7	0	4	24	16	24	0

Championship Series

Year	Club	Pct.	G	AB	R	H	2B	3B	HR	RBI	BB	SO	SB
1979	Cincinnati	.000	2	2	0	0	0	0	0	0	0	0	0

Mike Vail

NO. 23

No.: 23
 Position: Outfielder
 Born: 11-10-51, San Francisco, CA.
 Resides: San Jose, CA.
 Bats: Right Throws: Right
 Ht.: 6-0 Wt.: 185
 Married: Laurie Barnes
 Child: Christopher 4-24-77



VAIL

Acquired: From Chicago Cubs
 for Hector Cruz, 12-12-80

Mike Vail added another strong bat to the Reds when they obtained his contract from the Chicago Cubs in a trade involving Hector Cruz at the winter meetings last December. The 29-year-old outfielder, a righthanded hitter, has a .292 career average during his five-plus seasons in the National League with the Cubs and the New York Mets. He was particularly effective coming off the bench for the Cubs, batting .299 as a pinch-hitter during his 2-1/2 seasons in Chicago, including 34 RBIs on 35 pinch hits. His overall average with the Cubs was .317. Mike wasted no time showing what he could do with a bat when he got his first major league chance as a rookie with the Mets in 1975. Vail quickly put together a 23-game hitting streak that was the longest in the major leagues that season, tying the National League record for a rookie. Vail batted .302 in 38 games for the Mets that season. He had earned his late-season promotion by hitting .342 in 115 games for the Mets' Tidewater farm team, winning acclaim as the International League Player of the Year. He led the league in hits, triples and RBIs, in addition to batting average. Vail was signed originally by the St. Louis Cardinals.

Year	Club	Pct.	G	AB	R	H	2B	3B	HR	RBI	BB	SO	SB
1971	Sarasota	.253	35	95	6	24	4	1	0	17	6	16	0
1972	Modesto	.235	42	136	15	32	5	0	4	17	17	44	4
	Cedar Rapids	.243	61	202	19	49	7	1	7	37	17	38	6
1973	Modesto	.185	19	65	4	12	6	0	1	7	2	12	1
	Arkansas	.278	134	479	81	133	31	9	15	80	53	105	9
1974	Modesto	.357	62	221	37	79	15	3	7	41	34	42	4
	Arkansas	.314	73	261	31	82	7	4	8	35	16	53	1
1975	Tidewater	.342	115	409	53	140	23	9	7	79	34	74	3
	New York (N)	.302	38	162	17	49	8	1	3	17	9	37	0
1976	New York (N)	.217	53	143	8	31	5	1	0	9	6	19	0
1977	New York (N)	.262	108	279	29	73	12	1	8	35	19	58	0
1978	Portland	.393	14	56	10	22	2	0	4	19	2	10	0
	Cleveland	.235	14	34	2	8	2	1	0	2	1	9	1
	Chicago (N)	.333	74	180	15	60	6	2	4	33	3	24	0
1979	Chicago (N)	.335	87	179	28	60	8	2	7	35	14	27	0
1980	Chicago (N)	.298	114	312	30	93	17	2	6	47	14	77	2
N.L. Totals		.292	474	1255	127	366	56	9	28	176	65	242	2
A.L. Totals		.235	14	34	2	8	2	1	0	2	1	9	1
Major League Totals		.290	488	1289	129	374	58	10	28	178	66	251	3

NO. 60

**Dave Van Gorder**

Position: Catcher

Born: 3-27-57

Resides: Santa Ana, California

Bats: Right Throws: Right

Ht.: 6-2 Wt.: 205

Married: Bonnie Graham

Acquired: No. 2 draft choice,
regular phase, June, 1978

Full Name: David T. Van Gorder

Dave Van Gorder suffered a setback on his trip to the major leagues when he had to spend half the 1980 season on the sidelines, but the surgery on his left knee was successful and the 23-year-old catcher expects to pick up right where he left off. Van Gorder was the regular catcher for the Reds' Indianapolis farm team before a home plate collision shortened his season. Van Gorder was a second round draft choice in 1978, the year he caught for the University of Southern California, which won the College World Series. Van Gorder was named to the Southern League All-Star team in 1979, where he led all catchers with a .993 fielding percentage.

YR	CLUB	PCT	G	AB	R	H	2B	3B	HR	RBI	BB	SO	SB
1978	Nashville	.263	73	217	23	57	10	0	1	25	25	24	0
1979	Nashville	.284	137	461	58	131	27	1	6	64	62	66	0
1980	Indianapolis	.225	71	253	11	57	12	1	3	26	22	38	1

NO. 58

**Duane Walker**

No.: 58

Position: Outfielder

Born: 3-13-57, Pasadena, TX.

Resides: Pasadena, TX.

Bats: Left Throws: Left

Ht.: 6-0 Wt.: 180

Married: Susan Spinks

Child: Michelle (7-13-77)

Acquired: No. 1 draft choice, secondary
phase, January 1976

Full Name: Duane Allen Walker

Duane Walker continued his trip up the baseball ladder in 1980 with his first try at Class AAA baseball, where he hit .248 as the Indianapolis left fielder. The 23-year-old Texan, who was a first round draft choice in 1976, had his best professional season in 1979, when he hit .303 at Nashville and won the Southern League's "Best Hustler" Award. Walker caught the eye of Manager John McNamara when he hit .333 last year in his first spring training at a major league camp.

Year	Club	PCT	G	AB	R	H	2B	3B	HR	RBI	BB	SO	SB
1976	Tampa	.209	29	91	9	19	1	0	0	3	7	19	17
1976	Eugene	.285	46	172	41	49	11	5	10	24	26	33	26
1977	Tampa	.249	122	466	67	116	13	7	2	37	48	75	40
1979	Nashville	.303	143	545	97	165	28	15*	9	57	89	67	46
1980	Indianapolis	.248	109	351	41	87	16	6	4	30	54	62	18

BEHIND THE SCENES

BALLOU



Dr. George Ballou

Team Physician
Born: 11-30-22, Maysville, KY.
Resides: Cincinnati, OH.
Married: Lois Shank
Children: Brynn, George II
Full Name: George Williams Ballou

Dr. George Ballou, prominent Cincinnati physician, is in his 28th year as team doctor for the Cincinnati Reds. He is a graduate of the University of Louisville School of Medicine.

STARR



Larry Starr

Trainer
Born: 8-26-46, Steubenville, OH.
Resides: Ft. Mitchell, KY.
Married: Linda Fetherolf
Named Trainer: 11-1-71

Larry Starr is in his tenth season as trainer of the Reds. He is a graduate of Ohio University. As club trainer, Starr's duties are classified as prevention of injury, treatment of injury, rehabilitation of injury and administration of all player injuries.

STOWE



Bernie Stowe

Equipment Manager
Born: 4-27-35, Cincinnati, OH.
Resides: Cincinnati, OH.
Married: Priscilla Calif
Children: Mark, Kimberley, Jeff, Eric
Named Equipment Manager: 1-1-68

Bernie Stowe started out as a clubhouse boy in 1947 with the Reds and has risen to the job of equipment manager. He was a bat boy as a youngster. He is the man in charge of bats, balls, uniforms, etc.

Non-Roster Players

German Baranca

No.: 63

Position: Infielder

Born: 10-19-56, Omaha, Nebraska

Resides: Veracruz, Mexico

Bats: Left Throws: Right

Ht.: 6-0 Wt.: 160

Single

Acquired: From Kansas City for

Cesar Geronimo, 1-21-81

German Baranca is a veteran of six seasons in the Kansas City organization, including the last three at the Triple-A level. The native of Veracruz, Mexico has exceptional speed, stealing a total of 160 bases in the last four years, including 78 during the 1979 season. Most of his career has been as a second baseman and shortstop.

Year	Club	AVG.	G	AB	R	H	2B	3B	HR	RBI	BB	SO	SB
1975	Waterloo	.226	65	190	26	43	5	3	0	22	33	23	6
1976	Waterloo	.279	92	319	69	89	14	3	0	27	69	48	7
1977	Jacksonville	.259	118	409	47	106	9	4	0	36	43	57	29
1978	Omaha	.236	61	229	23	54	5	0	0	17	29	31	12
	Jacksonville	.242	49	182	22	44	3	2	2	13	19	17	13
1979	Omaha	.254	122	472	79	120	18	7	8	49	66	42	75
	Kansas City	.600	5	5	3	3	1	0	0	0	0	0	3
1980	Omaha	.226	93	305	39	69	10	3	3	26	37	41	28
	Kansas City	—	7	0	3	0	0	0	0	0	0	0	0
A.L. Totals		.600	12	5	6	3	0	0	0	0	0	0	3

Sheldon Burnside

No.: 34

Position: Pitcher

Born: 12-22-54, South Bend, IND.

Resides: Toronto, Canada

Bats: Right Throws: Left

Ht.: 6-5 Wt.: 210

Married: Cynthia Cleveland

Acquired: From Detroit Tigers for

Champ Summers, 10-24-79

Full Name: Sheldon John Burnside

Sheldon Burnside spent three weeks with the Reds during the 1980 season, winning his only decision while appearing in six games in relief. The lefthanded pitcher had a 5-1 record with two saves and a 3.04 ERA for the Reds' Indianapolis farm team.

Year	Club	W-L	ERA	G	GS	CG	IP	H	R	ER	BB	SO
1975	Bristol	4- 6	3.81	21	9	4	78	66	49	33	48	65
1976	Lakeland	6- 3	2.61	10	10	5	76	61	30	22	25	54
1976	Montgomery	6- 5	2.73	12	12	7	79	62	31	24	20	43
1977	Montgomery	10-12	3.32	27	26	*16	176	154	80	65	86	100
1978	Evansville	14- 5	3.53	41	18	4	161	184	82	63	51	100
1978	Detroit	0- 0	9.00	2	0	0	4	4	4	4	2	3
1979	Detroit	1- 1	6.33	10	0	0	21	28	16	15	8	13
1979	Indianapolis	6- 4	3.00	39	2	0	57	47	22	19	33	48
1980	Indianapolis	5- 1	3.16	51	3	0	79	89	30	28	31	46
1980	Cincinnati	1- 0	1.80	7	0	0	5	6	1	1	1	2
A.L. Totals		1- 1	6.84	12	0	0	25	32	20	19	10	16
N.L. Totals		1- 0	1.80	7	0	0	5	6	1	1	1	2
Major League Totals		2- 1	.600	19	0	0	30	38	21	20	11	18

Non-Roster Players

Greg Mahlberg

No.: 64

Position: Catcher

Born: 8-8-51, Milwaukee, WI.

Resides: Tucson, Arizona

Bats: Right Throws: Right

Ht.: 5-10 Wt.: 181

Married

Acquired: by Indianapolis with Danny Walton from Texas for Don Werner and Greg Hughes, 12-15-80

Full Name: Gregory John Mahlberg

Greg Mahlberg is a veteran of eight seasons in the Texas Rangers organization, including the last four years at the Triple-A level. The righthanded hitting catcher was up with the Rangers briefly in both 1978 and 1979.

Year	Club	Pcl.	G	AB	R	H	2B	3B	HR	RBI	BB	SO	SB
1973	Sarasota, FL	.248	34	109	17	27	3	1	0	14	23	20	0
1974	Rocky Mount, NC	.292	100	298	48	87	11	3	2	41	71	41	8
1975	Pittsfield, MA	.188	111	324	41	61	9	0	3	27	53	39	1
1976	Sacramento, CA	.251	85	247	46	82	8	3	8	23	52	40	1
1977	Tucson, AZ	.230	60	178	31	41	18	0	3	29	38	29	1
1978	Tucson, AZ	.294	86	265	47	78	20	1	7	53	45	37	2
1978	Texas	.000	1	1	0	0	0	0	0	0	0	0	0
1979	Tucson, AZ	.221	87	271	31	60	8	2	3	36	44	45	2
1979	Texas	.118	7	17	2	2	0	0	1	1	2	4	0
1980	Charleston	.218	92	280	30	61	11	1	1	24	34	39	1
Major League Totals		.111	8	18	2	2	0	0	1	1	2	4	0

Joe Kerrigan

No.: 45

Position: Pitcher

Born: 1-30-54, Philadelphia, PA. Acquired: by Indianapolis with John Buffamoyer from Rochester

Resides: Philadelphia, PA.

Bats: Right Throws: Right

Ht.: 6-5 Wt.: 216

Child: Joseph (11-1-76)

(Baltimore) for John Hale and Mike Grace, 1-22-81

Married: Lynn

Full Name: Joseph Thomas Kerrigan

Joe Kerrigan has had three years of major league experience with the Montreal Expos and Baltimore Orioles. The righthanded relief pitcher ranked third in the International League with 12 saves for Rochester in 1980.

Year	Club	W-L	ERA	G	GS	CG	IP	H	R	ER	BB	SO
1974	Kinston	4-10	4.64	36	14	0	128	166	97	66	57	83
1975	W.P. Beach	0- 2	2.74	22	0	0	23	24	7	7	11	24
	Quebec	6- 2	0.68	27	0	0	53	38	11	4	15	28
1976	Quebec	1- 1	2.40	8	0	0	15	9	5	4	5	6
	Denver	2- 0	3.38	22	0	0	32	26	13	12	12	13
	Montreal	2- 6	3.79	38	0	0	57	63	27	24	23	22
1977	Montreal	3- 5	3.24	66	0	0	89	80	37	32	33	43
1978	Baltimore	3- 1	4.75	26	2	0	72	75	44	38	36	41
1979	Rochester	10- 6	3.50	64	0	0	95	88	41	37	49	55
1980	Rochester	3- 3	2.78	39	0	0	55	46	19	17	23	23
1980	Baltimore	0- 0	4.50	1	0	0	2	3	1	1	0	1
A.L. Totals		3- 1	4.75	27	2	0	74	78	45	39	36	42
N.L. Totals		5-11	3.45	104	0	0	146	143	64	56	56	65
Major League Totals		8-12	3.88	131	2	0	220	221	109	95	92	107

LIFETIME MAJOR LEAGUE SAVES: 1976—1, 1977—11, 1978—3

1980 Final Official Statistics

Hitting	Avg.	G	AB	R	H	2B	3B	HR	RBI	BB-1	SO	S-SF	SB-C	E
Auerbach	.333	24	33	5	11	1	1	1	4	3-0	5	1-0	0-3	1
Bench	.250	114	360	52	90	12	0	24	68	41-2	64	0-4	4-2	5
Collins	.303	144	551	94	167	20	4	3	35	53-2	68	3-3	79-21	5
vs. LHP	.268	—	164	23	44	8	3	0	8	10-0	13	2-1	—	—
vs. RHP	.318	—	387	71	123	12	1	3	27	43-2	55	1-2	—	—
Concepcion	.260	156	622	72	162	31	8	5	77	37-2	107	2-6	12-2	16
Correll	.421	10	19	1	8	1	0	0	3	0-0	2	0-0	0-0	3
Cruz	.213	52	75	5	16	4	1	1	5	8-1	16	0-0	0-0	2
Driessen	.265	154	524	81	139	36	1	14	74	93-17	68	0-9	19-6	7
Foster	.273	144	528	79	144	21	5	25	93	75-14	99	0-4	1-0	1
Geronimo	.255	103	145	16	37	5	0	2	9	14-3	24	2-1	2-1	0
Griffey	.294	146	544	89	160	28	10	13	85	62-4	77	3-5	23-1	6
Householder	.244	20	45	3	11	1	1	0	7	1-0	13	0-0	1-0	0
vs. LHP	.167	—	6	0	1	0	0	0	1	0-0	2	0-0	—	—
vs. RHP	.256	—	39	3	10	1	1	0	6	1-0	11	0-0	—	—
Kennedy	.261	104	337	31	88	16	3	1	34	36-6	34	4-8	3-1	6
Knight	.264	162	618	71	163	39	7	14	78	36-9	62	5-4	1-2	13
Mejias	.278	71	108	16	30	5	1	1	10	6-0	13	2-0	4-2	1
Milner	.000	6	3	1	0	0	0	0	0	0-0	0	0-0	0-0	0
Nolan	.307	70	176	16	54	8	0	3	26	15-0	12	3-6	0-0	5
Cin Only	.312	53	154	14	48	7	0	3	24	13-0	8	3-6	0-0	5
Oester	.277	100	303	40	84	16	2	20	26-7	44	5-0	6-2	10	10
vs. LHP	.304	—	79	11	24	3	1	2	8	5-2	9	0-0	—	—
vs. RHP	.268	—	224	29	60	13	1	0	12	21-5	35	5-0	—	—
Spilman	.267	65	101	14	27	4	0	4	19	9-1	19	1-2	0-0	2
Werner	.172	24	64	2	11	2	0	0	5	7-0	10	0-1	1-0	5
Bair	.000	61	2	0	0	0	0	0	0	0-0	1	0-0	0-0	0
Berenyi	.000	6	7	1	0	0	0	0	0	0-0	2	4-0	0-0	0
Bonham	.000	4	6	1	0	0	0	0	0	1-0	1	0-0	0-0	1
Burnside	.000	7	1	0	0	0	0	0	0	0-0	1	0-0	0-0	0
Combe	.000	4	0	0	0	0	0	0	0	0-0	0	0-0	0-0	0
Howell	.000	5	0	0	0	0	0	0	0	0-0	0	0-0	0-0	0
Hume	.188	78	16	2	3	2	0	0	4	0-0	5	1-0	0-0	0
LaCoss	.091	34	55	2	5	1	0	0	1	1-0	23	6-0	0-0	3
Leibrandt	.196	36	56	2	11	0	1	0	4	3-0	14	4-1	0-0	3
Moskau	.159	33	44	4	7	1	0	0	1	1-0	10	8-0	0-0	3
Pastore	.156	27	64	0	10	0	0	0	5	3-0	23	6-0	0-0	3
Price	.128	24	39	1	5	0	0	0	0	0-0	6	3-0	0-0	2
Seaver	.130	26	46	5	6	3	0	0	3	7-0	17	7-0	0-0	0
Soto	.043	54	46	3	2	0	0	0	0	0-0	16	8-0	0-0	3
Tomlin	.000	27	0	0	0	0	0	0	0	1-0	0	0-0	0-0	0
Reds Totals	.262	163	5516	707	1445	256	45	113	668	537-68	852	78-54	156-43	106
Opponents	.255	163	5511	670	1404	245	51	113	628	506-60	833	74-38	186-54	139

Pitching	W-L	ERA	G	GS	CG	IP	H	R	ER	BB-1	SO	WP	HB	HR	S
Bair	3-6	4.24	61	0	0	85.0	91	42	40	39-0	62	5	1	7	6
Berenyi	2-2	7.71	6	6	0	27.2	34	26	24	23-0	19	3	0	1	0
Bonham	2-1	4.74	4	4	0	19.0	21	10	10	5-0	13	0	0	1	0
Burnside	1-0	1.80	7	0	0	4.2	6	1	1	1-0	2	0	0	1	0
Combe	0-0	10.29	4	0	0	6.2	9	8	8	4-1	10	1	0	0	0
Howell	0-0	15.00	5	0	0	3.1	8	5	5	0-0	1	0	1	0	0
Hume	9-10	2.56	78	0	0	137.0	121	44	39	38-14	68	2	3	6	25
LaCoss	10-12	4.63	34	29	4	169.1	207	101	87	68-8	59	3	1	9	0
Leibrandt	10-9	4.24	36	27	5	173.2	200	84	82	54-4	62	1	2	15	0
Moskau	9-7	4.00	33	19	2	152.2	147	69	68	41-2	94	8	1	13	2
Pastore	13-7	3.26	27	27	8	184.2	161	72	67	42-3	110	0	0	13	0
Price	7-3	3.57	24	13	2	111.1	95	45	44	37-0	44	1	1	10	0
Seaver	10-8	3.64	26	26	5	168.0	140	74	68	59-3	101	4	1	24	0
Soto	10-8	3.08	53	12	3	190.1	126	72	65	84-10	182	6	2	11	4
Tomlin	3-0	5.54	27	0	0	26.0	38	17	16	11-5	6	1	0	2	0
Reds Totals	89-73	3.85	163	163	29	1459.1	1404	670	624	506-60	833	35	13	113	37
Opponents	73-89	3.98	163	163	24	1450.1	1445	707	642	537-68	852	38	23	113	35

1980 Won-Lost Breakdown

	Home			Road			Total		
	Won	Lost	Pct.	Won	Lost	Pct.	Won	Lost	Pct.
Season	44	37	.543	45	36	.556	89	73	.549
Day Games	17	15	.531	15	13	.536	32	28	.533
Night Games	27	22	.551	30	23	.566	57	45	.559
vs. RHP	28	26	.519	33	27	.550	61	53	.535
vs. LHP	16	11	.593	12	9	.571	28	20	.583
One-Run Games	16	5	.762	16	13	.552	32	18	.640
Extra Innings	1	2	.333	6	4	.600	7	6	.538
Shutouts	8	3	.727	4	6	.400	12	9	.571
In April	7	2	.777	6	4	.600	13	6	.684
May	8	8	.500	5	6	.455	13	14	.481
June	6	5	.545	5	10	.333	11	15	.423
July	10	8	.556	6	6	.500	16	14	.533
August	8	7	.533	10	3	.769	18	10	.643
Sept.-Oct.	5	7	.417	13	7	.650	18	14	.563
Before All-Star Game	24	16	.600	17	22	.436	41	38	.519
After All-Star Game	20	21	.488	28	14	.667	48	35	.578
Vs. Atlanta	8	1	.889	8	1	.889	16	2	.889
Houston	4	5	.444	4	5	.444	8	10	.444
Los Angeles	3	6	.333	6	3	.667	9	9	.500
San Diego	7	2	.778	8	1	.889	15	3	.833
San Francisco	4	5	.444	3	6	.333	7	11	.389
N. L. West	26	19	.578	29	16	.644	55	35	.611
Chicago	3	3	.500	2	4	.333	5	7	.417
Montreal	2	4	.333	1	5	.167	3	9	.250
New York	4	2	.667	4	2	.667	8	4	.667
Philadelphia	5	1	.833	2	4	.333	7	5	.583
Pittsburgh	1	5	.167	5	1	.833	6	6	.500
St. Louis	3	3	.500	2	4	.333	5	7	.417
N. L. East	18	18	.500	16	20	.444	34	38	.472

National League Final Standings

EASTERN DIVISION

	Won	Lost	Pct.	GB	Phil.	Mil.	Pitt.	St.L.	NY	Chi.	Hou.	LA	Cin.	Atl.	SF	SD
Philadelphia	91	71	.562	—	—	9	7	9	12	13	9	6	5	7	6	8
Montreal	90	72	.556	1	9	—	6	12	10	12	7	1	9	7	7	10
Pittsburgh	83	79	.512	8	11	12	—	10	8	10	5	6	6	1	8	6
St. Louis	74	88	.457	17	9	6	8	—	9	9	5	5	7	6	5	5
New York	67	95	.414	24	6	8	10	9	—	8	4	5	4	9	3	1
Chicago	64	98	.395	27	5	6	8	9	10	—	1	5	7	4	5	4

WESTERN DIVISION

	Won	Lost	Pct.	GB	Hou.	LA	Cin.	Atl.	SF	SD	Phil.	Mil.	Pitt.	St.L.	NY	Chi.
Houston	93	70	.571	—	—	9	10	11	11	11	3	5	7	7	8	11
Los Angeles	92	71	.564	1	10	—	9	7	13	9	6	11	6	7	7	7
Cincinnati	89	73	.549	3½	8	9	—	16	7	15	7	3	6	5	8	5
Atlanta	81	80	.503	11	7	11	2	—	11	12	5	5	11	6	3	8
San Francisco	75	86	.466	17	7	5	11	6	—	8	6	5	4	7	9	7
San Diego	73	89	.451	19½	7	9	3	6	10	—	4	2	6	7	11	8

TIE GAME: San Diego at Cincinnati, June 9, 11 innings (6-6)

1980 Highs and Lows

Club

Most runs, inning — 8 vs. New York, May 13; vs. San Diego, Aug. 4.
 Most runs, game — 15 vs. New York, May 13; vs. Atlanta, June 25
 Most hits, game — 21 at New York, May 6.
 Most homers, game — 5 at Atlanta, July 10.
 Most stolen bases — 5 at Atlanta, Apr. 19.
 Longest game, innings — 14 at New York, May 6.
 Longest game, time (9 innings) — 3:20 at Houston, June 29.
 Longest game, time (extra innings) — 4:37 at New York, May 6
 Shortest game, time (9 innings) — 1:48 at Atlanta, Apr. 18.
 Longest winning streak — 8 Apr. 9-17
 Longest losing streak — 5 Apr. 29-May 3
 Highest attendance (home) — 51,774 vs. Atlanta, Apr. 9
 Highest attendance (road) — 50,933 at Los Angeles, Aug. 15

Individual Batting

Longest hitting streak — 15 Dave Collins Apr. 21-May 20
 Most hits, game — 5 George Foster at Houston, Apr. 21
 Most RBIs, game — 6 George Foster at Pittsburgh, Aug. 29
 Most homers, game — 3 Johnny Bench at San Diego, May 29.
 Most runs, game — 4 Dave Collins vs. New York, May 13;
 Ken Griffey at Pittsburgh, Aug. 29
 Most stolen bases, game — 3 Ken Griffey vs. Houston, May 1;
 Dave Collins vs. New York, July 19.

Individual Pitching

Most strikeouts, game — 15 Mario Soto at Atlanta, Sept. 9.
 Longest winning streak — 6 Tom Seaver, Aug. 25-Sept. 20.
 Most Consecutive scoreless innings — 17 Frank Pastore, Apr. 9-17.
 Fewest hits allowed, complete game — 2 Frank Pastore vs. Montreal, May 24.

American League Final Standings 1980

EASTERN DIVISION

	Won	Lost	Pct.	N.Y.	Balt.	Milw.	Bos.	Det.	Clev.	Tor.	K.C.	Oak.	Minn.	Tex.	Chi.	Calif.	Sea.
New York	103	59	.636	0	6	8	10	8	8	10	4	8	8	7	7	10	9
Baltimore	100	62	.617	7	0	7	8	10	6	11	6	7	10	6	6	10	6
Milwaukee	86	76	.531	5	6	0	7	6	10	5	6	7	7	5	7	6	9
Boston	83	77	.519	3	5	0	0	8	7	7	5	9	6	5	6	9	7
Detroit	84	78	.519	5	3	7	5	0	10	9	2	6	6	4	10	7	10
Cleveland	79	81	.494	5	7	3	6	3	0	8	5	6	9	6	7	6	8
Toronto	67	95	.414	3	2	8	6	4	5	0	3	4	5	5	7	9	6

WESTERN DIVISION

	Won	Lost	Pct.	N.Y.	Balt.	Milw.	Bos.	Det.	Clev.	Tor.	K.C.	Oak.	Minn.	Tex.	Chi.	Calif.	Sea.
Kansas City	97	65	.599	8	6	6	7	10	7	9	0	6	5	10	8	8	7
Oakland	83	79	.512	4	5	5	3	6	6	8	7	0	7	7	7	10	8
Minnesota	77	84	.478	4	2	5	6	6	3	7	8	6	0	9	8	6	7
Texas	76	85	.472	5	6	7	7	8	6	7	3	6	3	0	7	2	9
Chicago	70	90	.438	5	6	5	4	2	5	5	5	6	5	6	0	10	6
California	65	95	.406	2	2	6	3	5	4	3	5	3	7	11	3	0	11
Seattle	59	103	.364	3	6	3	5	2	4	6	6	5	6	4	7	2	0

Individual Reds Fielding — 1980

Player		Pct.	G	PO	Assts.	E	TC	DP
Driessen	1B	.995	151	1349	85	7	1441	115
Spilman	1B	.986	18	132	13	2	147	11
Auerbach	2B	1.000	1	1	0	0	1	0
Concepcion	2B	—	1	0	0	0	0	0
Kennedy	2B	.988	103	200	303	6	509	53
Oester	2B	.980	79	144	194	7	345	42
Auerbach	3B	.750	3	0	3	1	4	0
Knight	3B	.969	162	120	291	13	424	19
Oester	3B	.800	3	1	3	1	5	0
Spilman	3B	1.000	1	0	2	0	2	0
Auerbach	SS	1.000	3	3	11	0	14	1
Concepcion	SS	.978	155	265	451	16	732	98
Oester	SS	.956	17	16	27	2	45	4
Collins	OF	.986	141	337	5	5	347	1
Cruz	OF	.955	29	42	0	2	44	0
Foster	OF	.997	141	295	6	1	302	1
Geronimo	OF	1.000	86	110	2	0	112	1
Householder	OF	1.000	14	16	2	0	18	0
Mejias	OF	.989	67	89	4	1	94	1
Spilman	OF	—	2	0	0	0	0	0
Bench	C	.991	105	505	39	5	549	7
Correll	C	.919	10	33	1	3	37	0
Spilman	C	—	1	0	0	0	0	0
Werner	C	.962	24	119	6	5	130	1

TWO OR MORE CLUBS

		Pct.	G	PO	Assts.	E	TC	DP
Nolan, Cin.	C	1.000	6	20	3	0	23	1
Nolan, Atl.	C	.982	51	251	23	5	279	6

N.L. Team Fielding — 1980

Club	PCT	G	PO	A	E	TC	DP	PB	TP
CINCINNATI	.983	163	4378	1730	106	6214	144	12	0
St. Louis	.981	162	4341	1959	122	6422	174	12	0
Los Angeles	.981	163	4418	1830	123	6371	149	12	0
San Diego	.980	163	4399	2012	132	6543	157	6	0
Philadelphia	.979	162	4440	1936	136	6512	136	8	0
Pittsburgh	.978	162	4375	1819	137	6331	154	6	0
Houston	.978	163	4448	1784	140	6372	145	24	0
Montreal	.977	162	4370	1784	144	6298	126	7	1
New York	.975	162	4354	1682	154	6190	132	2	0
San Francisco	.975	161	4345	1825	159	6319	124	7	1
Atlanta	.975	161	4284	1950	162	6396	156	14	0
Chicago	.974	162	4437	2030	174	6641	149	12	0
TOTALS	.978	973	52589	22341	1689	76619	1746	122	2

1980 Day-by-Day

Game No.	Date	Opp.	Pitcher of Record		W-L	Score	Record	Pos.	GA	GB
			Reds	Opp.						
1	4/9	Atl.	PASTORE	Niekro	W	9-0	1-0	1	½	Hou.
2	4/10	OFF								tie
3	4/11	Atl.	LA COSS	McWilliams	W	6-0	2-0	1		tie
4	4/12	Atl.	Hume	Hrabosky	W	5-4	3-0	1		tie
5	4/13	Atl.	LEIBRANT	P. Niekro	W	5-0	4-0	1	1	S.D.
6	4/14	S.F.	Tomlin	Lavelle	W	6-5	5-0	1	1	S.D.
7	4/15	S.F.	Seaver	Whitson	W	8-3	6-0	1	1	SD & Hou
8	4/16	S.F.	LA COSS	Montefusco	W	5-3	7-0	1	1-½	Hou.
9	4/17	at Atl.	PASTORE	Niekro	W	4-1	8-0	1	2-½	Hou.
10	4/18	at Atl.	Leibrandt	MATULA	L	0-3	8-1	1	1-½	Hou.
11	4/19	at Atl.	Bonham	Alexander	W	6-1	9-1	1	1-½	Hou.
12	4/20	at Atl.	Tomlin	Bradford	W	5-3	10-1	1	2-½	Hou.
13	4/21	at Hou.	LaCoss	Ruhle	W	6-5	11-1	1	3-½	Hou.
14	4/22	at Hou.	Pastore	Ryan	L	0-8	11-2	1	2-½	Hou.
15	4/23	at Hou.	Hume	Andujar	W	3-2	12-2	1	3-½	Hou.
16	4/24	OFF								Hou.
17	4/25	at S.F.	Bair	Minton	L	3-4	12-3	1	2-½	Hou.
18	4/26	at S.F.	LaCoss	KNEPPER	L	1-3	12-4	1	1-½	Hou.
19	4/27	at S.F.	PASTORE	Whitson	W	3-1	13-4	1	1-½	Hou.
20	4/28	OFF								Hou.
21	4/29	HOU.	Leibrandt	K. FORSCH	L	0-3	13-5	1	½	Hou.
22	4/30	HOU.	Seaver	Richard	L	1-5	13-6	2	½	Hou.
23	5/1	HOU.	LaCoss	J. NIEKRO	L	3-9	13-7	2	1-½	Hou.
24	5/2	CHI.	Hume	Sutter	L	4-12	13-8	2	1-½	Hou.
25	5/3	CHI.	Bonham	KRUKOW	L	1-7	13-9	2	2-½	Hou.
26	5/4	CHI.	Leibrandt	Reuschel	W	3-2	14-9	2		
27	5/4	CHI.	Moskau	Caudill	W	5-4	15-9	2		Hou.
28	5/5	at N.Y.	Bair	Reardon	L	3-4	15-10	2	2	Hou.
29	5/6	at N.Y.	Tomlin	Reardon	W	12-10	16-10	2	2	Hou.
30	5/7	at N.Y.	Hume	Zachry	W	3-2	17-10	2	1	Hou.
31	5/8	OFF								Hou.
32	5/9	PHIL.	LEIBRANDT	Lerch	W	5-2	18-10	2	.011	Hou.
33	5/10	PHIL.	Seaver	Carlton	W	5-3	19-10	2	.012	Hou.
34	5/11	PHIL.	LaCoss	Ruthven	L	3-7	19-11	2	.010	Hou.
35	5/12	OFF								Hou.
36	5/13	N.Y.	Pastore	Burris	W	15-4	20-11	1	1	Hou.
37	5/14	N.Y.	Hume	Reardon	L	6-7	20-12	1	1	Hou.
38	5/15	OFF								Hou.
39	5/16	at Mtl.	SEEVER	Rogers	L	1-2	20-13	1	½	LA
40	5/17	at Mtl.	Hume	Bahnsen	L	6-9	20-14	2		LA
41	5/18	at Mtl.	RAINED OUT							LA
42	5/19	at Phil.	Pastore	Carlton	L	4-6	20-15	3	2	LA
43	5/20	at Phil.	Moskau	Ruthven	W	7-6	21-15	3	2	LA
44	5/21	at Phil.	Hume	Reed	L	8-9	21-16	3	3	LA
45	5/22	OFF								LA
46	5/23	MTL.	LaCoss	LEE	L	4-7	21-17	3	3	LA
47	5/24	MTL.	PASTORE	PALMER	W	2-0	22-17	2	3	LA
48	5/25	MTL.	Leibrandt	Sanderson	L	4-7	22-18	2	3	LA
49	5/26	L.A.	Seaver	REUSS	L	0-4	22-19	3	4	LA
50	5/26	L.A.	Moskau	Goltz	W	5-4	23-19	3	3	LA
51	5/27	L.A.	LaCOSS	Sutton	W	6-1	24-19	3	2	LA
52	5/28	OFF								LA
53	5/29	at S.D.	Pastore	Jones	W	5-3	25-19	3	2	LA
54	5/30	at S.D.	Leibrandt	Mura	W	5-3	26-19	2	2	LA
55	5/31	at S.D.	Hume	Shirley	L	5-7	26-20	3	2	LA
56	6/1	at S.D.	Burnside	Lucas	W	7-6	27-2-	2	1	LA
57	6/2	at L.A.	Bair	Sutcliffe	L	2-3	27-21	2	2	LA
58	6/3	at L.A.	Seaver	Welch	L	1-5	27-22	3	3	LA
59	6/4	at L.A.	Moskau	Hough	W	5-4	28-22	3	2	LA
60	6/5	OFF								LA
61	6/6	S.D.	Pastore	D'Acquisto	W	4-2	29-22	3	2	LA
62	6/7	S.D.	LaCoss	Lucas	L	1-6	29-23	3	2	LA
63	6/8	S.D.	LEIBRANDT	Jones	W	1-0	30-23	3	2	LA

1980 Day-by-Day (Cont'd)

Game No.	Date	Opp.	Pitcher of Record		W-L	Score	Record	Pos.	GA	GB	
			Reds	Opp.							
54	6/9	S.D.	—	—	tie	6-6	30-23	3		2	LA
55	6/10	PITT.	Soto	Candelaria	L	3-5	30-24	3		2½	Hou.
56	6/11	PITT.	PASTORE	Blyleven	W	3-2	31-24	3		2½	Hou.
57	6/12	PITT.	LaCoss	Bibby	L	6-10	31-25	3		3	Hou.
58	6/13	at St. L.	Leibrandt	Vuckovich	W	5-2	32-25	2	(tie)	2	Hou.
59	6/14	at St. L.	Soto	Littlefield	L	3-4	32-26	3		3	Hou.
60	6/15	at St. L.	Moskau	Thomas	L	9-10	32-27	3		3	Hou.
61	6/16	at Pitt.	Pastore	Blyleven	L	3-5	32-28	3		4	Hou.
62	6/17	at Pitt.	Moskau	Romo	W	4-3	33-28	3		4	Hou.
63	6/18	at Chi.	Leibrandt	Lamp	L	0-7	33-29	3		5	Hou.
64	6/19	at Chi.	Hume	Krukow	L	2-5	33-30	3		6	Hou.
65	6/20	ST. L.	Hume	Seaman	L	5-7	33-31	3		7	Hou.
66	6/21	ST. L.	PASTORE	Littlefield	W	8-5	34-31	3		7	Hou.
67	6/22	ST. L.	LaCoss	VUCKOVICH	L	2-12	34-32	3		7	HOU.
68	6/23	OFF						3		6½	Hou.
68	6/24	ATL.	LEIBRANDT	McWilliams	W	8-2	35-32	3		6½	Hou.
69	6/25	ATL.	Seaver	Matula	W	15-3	36-32	3		5½	Hou.
	6/26	OFF						3		5½	Hou.
70	6/27	at Hou.	Pastore	J. Niekro	L	4-5	36-33	3		6½	Hou.
71	6/28	at Hou.	Price	Richard	W	8-5	37-33	3		5½	Hou.
72	6/29	at Hou.	Soto	LaCorte	L	10-12	37-34	3		6½	Hou.
73	6/30	at S. F.	Seaver	Bordley	L	4-8	37-35	3		6½	Hou.
74	7/1	at S. F.	Moskau	WHITSON	L	1-4	37-36	3		6½	Hou.
75	7/2	at S. F.	PASTORE	Montefusco	W	6-2	38-36	3		5½	Hou.
76	7/3	at S. F.	Price	Knepper	L	3-4	38-37	3		6½	Hou.
77	7/4	HOU.	LEIBRANDT	Ryan	W	8-1	39-37	3		5½	Hou.
78	7/5	HOU.	Soto	K. Forsch	W	8-6	40-37	3		5½	LA
79	7/5	HOU.	LaCoss	Andujar	W	3-2	41-37	3		4½	LA
80	7/6	HOU.	Pastore	J. Niekro	L	2-3	41-38	3		4½	HOU.
	7/7-7/9		ALL-STAR BREAK								
81	7/10	at Atl.	Moskau	P. Niekro	W	8-6	42-38	3		4½	LA
82	7/11	at Atl.	Soto	Alexander	W	5-3	43-38	3		4½	LA
83	7/12	S. F.	Bair	Lavelle	L	4-7	43-39	3		5	LA
84	7/12	S. F.	LaCoss	Bordley	L	7-10	43-40	3		5	LA
85	7/13	S. F.	Price	Ripley	L	0-2	43-41	3		5½	Hou.
86	7/14	S. F.	Leibrandt	Hargesheimer	L	3-5	43-42	3		5½	Hou.
87	7/15	MONT.	MOSKAU	Palmer	W	11-7	44-42	3		5½	Hou.
88	7/16	MONT.	Soto	Rogers	L	4-6	44-43	3		5½	Hou.
89	7/17	MONT.	LaCoss	SANDERSON	L	1-6	44-44	3		6	LA
90	7/18	N.Y.	Soto	Falcone	W	5-3	45-44	3		5½	LA
91	7/18	N.Y.	Berenyi	Bomback	W	8-3	46-44	3		4½	LA
92	7/19	N.Y.	Leibrandt	JACKSON	L	3-13	46-45	3		4½	Hou.-LA
93	7/20	N.Y.	Hume	Rearдон	W	4-3	47-45	3		4½	Hou.
94	7/21	PHIL.	Leibrandt	Lerch	W	5-4	48-45	3		4½	Hou.
95	7/22	PHIL.	SOTO	Carlton	W	3-2	49-45	3		4½	Hou.
96	7/23	PHIL.	Berenyi	Espinosa	W	7-3	50-45	3		3½	Hou.
	7/24	OFF						3		3½	Hou.
97	7/25	at N.Y.	Moskau	ZACHRY	L	0-2	50-46	3		4½	Hou.
98	7/26	at N.Y.	Bonham	Jackson	W	5-1	51-46	3		3½	Hou.
99	7/27	at N.Y.	Price	Pacella	W	10-4	52-46	3		3½	Hou.
100	7/28	at Mtl.	Bair	Lea	W	3-2	53-46	3		3	Hou.
101	7/28	at Mtl.	Soto	Norman	L	4-5	53-47	3		4	Hou.
102	7/29	at Mtl.	Berenyi	GULLICKSON	L	1-4	53-48	3		4	Hou.
103	7/30	at Mtl.	Bair	Fryman	L	1-2	53-49	3		4	Hou.
	7/31	OFF						3		4	Hou.
104	8/1	at P. il.	Leibrandt	Walk	L	1-3	53-50	3		4	Hou.
105	8/2	at Phil.	LA COSS	Carlton	W	2-0	54-50	3		4	LA
106	8/3	at Phil.	Berenyi	Espinosa	L	4-8	54-51	3		4	Hou.
107	8/4	S. D.	Seaver	Jones	W	7-1	55-51	3		4	Hou.
108	8/4	S. D.	Soto	Kinney	W	11-2	56-51	3		3½	Hou.
109	8/5	S. D.	Moskau	Lucas	W	9-2	57-51	3		2½	Hou.
110	8/6	S. D.	Hume	D'Acquisto	W	4-3	58-51	3		2½	Hou.
	8/7	OFF						3		2	Hou.

1980 Day-by-Day (Cont'd)

Game No.	Date	Opp.	Pitcher of Record		W-L	Score	Record	Pos.	GA	GB	
			Reds	Opp.							
111	8/8	L. A.	Hum	Castillo	W	8-5	59-51	3		1	Hou.
112	8/9	L. A.	Seaver	Reuss	L	4-9	59-52	3		2	Hou.
113	8/10	L. A.	Moskau	Goltz	L	1-7	59-53	3		2½	Hou.
114	8/11	at S. D.	Leibrandt	Mura	W	1-0	60-53	3		1½	LA
115	8/12	at S. D.	PRICE	Jones	W	3-2	61-53	3		½	LA
116	8/13	at S. D.	SOTO	Shirley	W	4-3	62-53	1	½		LA
	8/14	OFF						1			LA
117	8/15	at L. A.	Seaver	REUSS	L	1-3	62-54	3		½	LA-Hou.
118	8/16	at L. A.	Hume	Howe	W	3-2	63-54	2		½	Hou.
119	8/17	at L. A.	Soto	Welch	W	6-2	64-54	2		½	Hou.
120	8/18	ST. L.	Leibrandt	B. FORSCH	L	1-10	64-55	2		1	Hou.
121	8/19	ST. L.	LaCoss	Martinez	W	4-2	65-55	2		1	Hou.
122	8/20	ST. L.	Price	Hood	W	4-3	66-55	2		1	Hou.
	8/21	OFF						2		1½	Hou.
123	8/22	PITT.	Moskau	Robinson	L	2-4	66-56	2		2½	Hou.
124	8/23	PITT.	Pastore	Rhoden	L	1-2	66-57	3		3½	Hou.
125	8/24	PITT.	LaCoss	CANDELARIA	L	2-5	66-58	3		4½	Hou.
126	8/25	CHI.	Seaver	McClothen	W	2-0	67-58	3		3½	Hou.
127	8/26	CHI.	Hume	REUSCHEL	L	2-4	67-59	3		4½	Hou.
	8/27	OFF						3		4	Hou.
128	8/28	at Pitt.	MOSKAU	Rhoden	W	4-0	68-59	3		4	Hou.
129	8/29	at Pitt.	Soto	Tekulve	W	8-7	69-59	3		4	Hou.
130	8/30	at Pitt.	SEAVER	Bibby	W	5-3	70-59	3		4	Hou.
131	8/31	at Pitt.	LaCoss	Blyleven	W	5-4	71-59	3		3	Hou.
132	9/1	at St. L.	PRICE	Kaat	W	8-1	72-59	3		2½	Hou.
133	9/2	at St. L.	Moskau	B. Forsch	L	4-12	72-60	3		3	Hou-LA
134	9/3	at St. L.	Hume	Kaat	L	3-4	72-61	3		4	LA
	9/4	OFF						3		3½	LA
135	9/5	at Chi.	Seaver	Reuschel	W	5-3	73-61	3		3½	LA
136	9/6	at Chi.	Hume	Sutter	L	3-4	73-62	3		4½	LA
137	9/6	at Chi.	Price	Martz	W	6-1	74-62	3		4	LA
138	9/7	at Chi.	Bair	Sutter	L	4-6	74-63	3		5	LA
139	9/8	at Atl.	Pastore	Alexander	W	6-1	75-63	3		4½	LA
140	9/9	at Atl.	SOTO	Boggs	W	7-1	76-63	3		3½	LA
141	9/10	at Atl.	SEAVER	McWilliams	W	3-0	77-63	3		2½	Hou-LA
	9/11	OFF						3		2½	Hou-LA
142	9/12	L. A.	LaCoss	Sutton	L	2-5	77-64	3		3½	Hou-LA
143	9/13	L. A.	Soto	Castillo	L	2-3	77-65	3		4½	Hou-LA
144	9/14	L. A.	Moskau	REUSS	L	1-3	77-66	3		5½	Hou-LA
145	9/15	S. F.	SEAVER	Knepper	W	6-2	78-66	3		4½	Hou-LA
146	9/16	S. F.	Price	WHITSON	L	1-8	78-67	3		4½	LA-Hou.
147	9/17	HOU.	SOTO	J. Niekro	W	7-0	79-67	3		4½	LA
148	9/18	HOU.	Pastore	K. Forsch	L	2-10	79-68	3		5½	LA
149	9/19	at L. A.	LaCoss	Reuss	W	10-7	80-68	3		4½	LA
150	9/20	at L. A.	SEAVER	Hooton	W	10-2	81-68	3		3½	LA-Hou.
151	9/21	at L. A.	Hume	Howe	W	7-2	82-68	3		3½	Hou.
152	9/22	at S. F.	LaCoss	Ripley	L	3-7	82-69	3		4½	Hou.
153	9/23	at S. F.	PASTORE	Hargesheimer	W	2-1	83-69	3		3½	Hou.
154	9/24	at S. D.	Bair	Fingers	W	7-6	84-69	3		2½	LA-Hou.
155	9/25	at S. D.	Bair	Kinney	W	5-3	85-69	3		2½	Hou.
156	9/26	at Hou.	Seaver	RUHLE	L	0-2	85-70	3		3½	Hou.
157	9/27	at Hou.	Soto	J. Niekro	L	0-2	85-71	3		4½	Hou.
158	9/28	at Hou.	LaCoss	Andujar	W	8-5	86-71	3		3½	Hou.
	9/29	OFF						3		3½	Hou.
159	9/30	S. D.	Leibrandt	CURTIS	L	2-3	86-72	3		4½	Hou.
160	10/1	S. D.	Hume	SHIRLEY	W	2-1	87-72	3		4½	Hou.
	10/2	OFF						3		5	Hou.
161	10/3	ATL.	Soto	Boggs	L	1-4	87-73	3		5	Hou.
162	10/4	ATL.	PASTORE	Alexander	W	3-2	88-73	3		4	Hou.
72 163	10/5	ATL.	Price	P. NIEKRO	W	1-0	89-73	3		3	Hou-LA
	10/6							3		3½	Hou.



Batting

Batting Breakdown — 1980

	Bench					Collins					Concepcion				
	AB	H	HR	RBI	Pct.	AB	H	HR	RBI	Pct.	AB	H	HR	RBI	Pct.
Season	360	90	24	68	.250	551	167	3	35	.303	622	162	5	77	.260
Home	160	30	9	23	.188	269	88	3	19	.327	300	80	4	39	.267
Road	200	60	15	45	.300	282	79	0	16	.280	322	82	1	38	.255
Vs. All.	48	16	4	8	.333	63	23	0	3	.365	63	17	3	14	.270
Hou.	42	10	1	5	.238	47	14	0	1	.298	75	18	0	12	.240
L.A.	35	10	4	13	.286	67	19	0	1	.284	69	15	0	8	.217
S.D.	30	8	5	11	.267	75	23	1	8	.307	73	18	1	16	.247
S.F.	39	10	1	5	.256	64	18	0	5	.281	62	19	1	11	.306
N.L. West	194	54	15	42	.278	316	97	1	18	.307	342	87	5	61	.254
Chi.	21	2	1	2	.095	31	9	0	1	.290	48	13	0	5	.271
Mont.	21	4	2	5	.190	30	6	0	5	.200	45	9	0	3	.200
N.Y.	28	3	0	2	.107	47	22	1	3	.468	51	11	0	3	.216
Phil.	35	9	1	7	.257	47	9	0	3	.191	35	10	0	0	.286
Pitt.	31	11	4	7	.355	38	8	0	2	.211	51	17	0	1	.333
St. L.	30	7	1	3	.233	42	16	1	3	.381	50	15	0	4	.300
N.L. East	166	36	9	26	.217	235	70	2	17	.298	280	75	0	16	.268
Before ASG	193	54	11	33	.280	280	79	2	18	.282	314	75	3	39	.239
After ASG	167	36	13	35	.216	271	88	1	17	.325	308	87	2	38	.282
In April	58	15	1	4	.259	48	14	0	5	.292	78	20	2	11	.256
May	63	12	5	13	.190	103	28	1	8	.272	96	16	0	5	.167
June	64	23	4	14	.359	100	27	1	5	.270	110	32	1	18	.291
July	60	17	5	12	.283	86	30	0	4	.349	114	28	1	12	.246
August	60	13	6	14	.217	92	27	1	6	.293	106	33	1	10	.311
Sept.-Oct.	55	10	3	11	.182	122	41	0	7	.336	118	33	0	21	.280
Vs. RHP	249	56	14	38	.225	387	123	3	27	.318	442	113	2	51	.256
Vs. LHP	111	34	10	30	.306	164	44	0	8	.268	180	49	3	26	.272

Batting Breakdown — 1980

	Driessen					Foster					Griffey				
	AB	H	HR	RBI	Pct.	AB	H	HR	RBI	Pct.	AB	H	HR	RBI	Pct.
Season	524	139	14	74	.265	528	144	25	93	.273	544	160	13	85	.294
Home	251	66	11	45	.263	240	55	14	46	.229	244	73	9	49	.299
Road	273	73	3	29	.267	288	89	11	47	.309	300	87	4	36	.290
Vs. All.	58	12	2	7	.207	67	24	7	18	.358	67	14	2	14	.209
Hou.	56	11	1	6	.196	36	11	2	6	.306	71	21	1	9	.296
L.A.	61	18	3	7	.295	64	13	3	12	.203	58	14	2	11	.241
S.D.	59	17	2	8	.288	67	16	3	10	.239	68	19	0	7	.279
S.F.	62	15	1	10	.242	56	14	3	7	.250	50	17	1	6	.340
N.L. West	293	73	9	38	.247	290	78	18	53	.269	314	85	6	47	.271
Chi.	30	6	1	5	.200	29	5	0	0	.172	29	10	1	4	.345
Mont.	37	12	0	3	.324	47	13	2	5	.277	40	12	0	5	.300
N.Y.	45	10	1	5	.222	38	10	1	13	.263	43	14	2	11	.326
Phil.	37	16	1	12	.432	35	9	0	2	.257	36	9	0	5	.250
Pitt.	40	11	0	4	.275	49	16	3	12	.327	43	14	3	6	.326
St. L.	39	11	2	7	.282	40	13	1	8	.325	39	16	1	7	.410
N.L. East	228	66	5	36	.289	238	66	7	40	.277	230	75	7	38	.326
Before ASG	258	74	9	42	.287	218	50	9	31	.229	283	89	7	43	.314
After ASG	266	65	5	32	.244	310	94	16	62	.303	261	71	6	42	.272
In April	55	10	2	10	.182	63	17	4	11	.270	67	15	0	8	.224
May	84	29	2	15	.345	67	14	4	12	.209	85	31	3	11	.365
June	93	27	4	14	.290	86	19	1	8	.221	108	35	4	22	.324
July	97	24	3	10	.247	92	27	6	25	.293	94	28	1	17	.298
August	87	24	2	15	.276	100	32	6	20	.320	80	21	1	8	.263
Sept.-Oct.	108	25	1	10	.231	120	35	4	17	.292	110	30	4	19	.273
Vs. RHP	358	94	11	49	.263	375	100	16	63	.267	391	119	11	63	.304
Vs. LHP	166	45	3	25	.271	153	44	9	30	.288	153	41	2	22	.268

*Reds totals only

Batting Breakdown — 1980

	Householder					Kennedy					Knight				
	AB	H	HR	RBI	Pct.	AB	H	HR	RBI	Pct.	AB	H	HR	RBI	Pct.
Season	45	11	0	7	.244	337	88	1	34	.261	618	163	14	78	.264
Home	14	3	0	1	.214	189	51	1	23	.270	294	70	6	39	.238
Road	31	8	0	6	.258	148	37	0	11	.250	324	93	8	39	.287
Vs. All.	3	1	0	0	.333	50	15	0	6	.300	65	20	3	13	.308
Hou.	2	1	0	0	.500	50	9	0	4	.180	68	18	2	17	.265
L.A.	5	0	0	0	.000	8	2	0	0	.250	70	18	1	6	.257
S.D.	2	1	0	0	.500	21	8	0	1	.381	72	21	1	5	.292
S.F.	2	0	0	0	.000	49	14	0	4	.286	71	17	2	7	.239
N.L. West	14	3	0	0	.214	178	48	0	15	.270	346	94	9	48	.272
Chi.	9	3	0	3	.333	20	8	1	6	.400	44	9	0	2	.205
Mont.	—	—	—	—	—	30	6	0	2	.200	47	13	1	3	.277
N.Y.	—	—	—	—	—	35	7	0	2	.200	46	14	3	12	.304
Phil.	—	—	—	—	—	33	10	0	4	.303	43	12	0	6	.279
Pitt.	9	1	0	1	.111	21	1	0	2	.048	41	8	1	3	.195
St. L.	13	4	0	3	.308	20	8	0	3	.400	51	13	0	4	.255
N.L. East	31	8	0	7	.258	159	40	1	19	.252	272	69	5	30	.254
Before ASG	—	—	—	—	—	257	75	1	30	.292	304	88	8	53	.289
After ASG	45	11	0	7	.244	80	13	0	4	.163	314	75	6	25	.239
In April	—	—	—	—	—	61	17	0	6	.279	67	19	2	8	.284
May	—	—	—	—	—	82	25	1	11	.305	101	27	3	21	.267
June	—	—	—	—	—	91	27	0	9	.297	109	35	3	18	.321
July	—	—	—	—	—	81	14	0	8	.173	110	28	2	13	.255
August	13	3	0	2	.231	8	2	0	0	.250	108	22	1	6	.204
Sept.-Oct.	32	8	0	5	.250	14	3	0	0	.214	123	32	3	12	.260
Vs. RHP	39	10	0	6	.256	228	55	1	24	.241	453	107	10	56	.236
Vs. LHP	6	1	0	1	.167	109	33	0	10	.303	165	56	4	22	.339

Batting Breakdown — 1980

	Mejias					Nolan					Oester				
	AB	H	HR	RBI	Pct.	AB	H	HR	RBI	Pct.	AB	H	HR	RBI	Pct.
Season	108	30	1	10	.278	176	54	3	26	.307	303	84	2	20	.277
Home	65	17	1	7	.262	82	21	3	13	.256	123	26	0	6	.211
Road	43	13	0	3	.302	94	33	0	13	.351	180	58	2	14	.322
Vs. All.	7	2	0	1	.286	9	3	0	0	.333	21	3	0	2	.143
Hou.	13	3	0	0	.231	23	4	0	4	.174	17	4	0	0	.235
L.A.	6	3	0	1	.500	18	7	0	3	.389	67	19	0	6	.284
S.D.	7	3	0	0	.429	21	7	0	5	.333	51	18	1	5	.353
S.F.	13	6	0	1	.462	16	4	0	1	.250	22	5	0	0	.227
N.L. West	46	17	0	3	.370	87	25	0	13	.287	178	49	1	13	.275
Chi.	14	2	0	1	.143	15	4	0	2	.267	23	8	0	0	.348
Mont.	20	4	1	1	.200	9	4	1	1	.444	18	7	1	2	.389
N.Y.	14	4	0	2	.286	11	3	0	1	.273	11	6	0	3	.545
Phil.	7	2	0	3	.286	6	4	0	4	.667	22	5	0	0	.227
Pitt.	—	—	—	—	—	11	4	0	0	.364	25	5	0	2	.200
St. L.	7	1	0	0	.143	15	4	2	3	.267	26	4	0	0	.154
N.L. East	62	13	1	7	.210	89	29	3	13	.326	125	35	1	7	.280
Before ASG	60	18	0	7	.300	33	10	1	7	.303	57	16	0	4	.281
After ASG	48	12	1	3	.250	143	44	2	19	.308	246	68	2	16	.276
In April	9	4	0	0	.444	9	4	0	0	.444	6	1	0	0	.167
May	31	9	0	6	.290	13	2	0	2	.154	34	11	0	3	.324
June	10	3	0	1	.300	15	6	1	3	.400	17	4	0	1	.235
July	44	8	1	1	.182	46	13	1	9	.283	31	12	1	4	.387
August	6	2	0	0	.333	46	18	1	9	.391	99	25	1	8	.253
Sept.-Oct.	8	4	0	2	.500	47	11	0	3	.234	116	31	0	4	.267
Vs. RHP	58	16	1	4	.276	—	—	—	—	—	224	60	0	12	.268
Vs. LHP	50	14	0	6	.280	—	—	—	—	—	79	24	2	8	.304

Opponents Batting vs. Reds — 1980

(10 or more at bats)

Western Division

ATLANTA	AB	H	HR	RBI	AVG.
Asselstine	18	4	0	0	.222
Benedict	25	4	0	1	.160
Blanks	12	1	0	0	.083
Burroughs	18	6	2	4	.333
Chambliss	62	16	2	3	.258
Gomez	25	4	0	1	.160
Harper	12	2	0	3	.167
Horner	66	8	0	1	.121
Hubbard	34	7	0	2	.206
Lum	10	3	0	1	.300
Matthews	53	13	0	3	.245
Miller	18	3	0	0	.167
Murphy	67	15	6	10	.224
Pocoroba	29	6	0	3	.207
Ramirez	17	4	0	0	.235
Royster	51	9	0	0	.176

Team Totals 566 112 10 34 .198

HOUSTON	AB	H	HR	RBI	AVG.
Ashby	50	11	0	6	.220
Bergman	12	3	0	1	.250
Cabell	69	18	0	4	.261
Cedeno	61	20	3	10	.328
Cruz	72	21	1	16	.292
Howe	27	9	1	5	.333
Landestoy	31	7	0	1	.226
Leonard	24	5	0	1	.208
Morgan	56	18	4	12	.321
Puhl	51	15	0	3	.294
Pujols	19	3	0	2	.158
Reynolds	53	10	0	7	.189
Walling	46	12	1	5	.261

Team Totals 616 158 11 77 .256

LOS ANGELES	AB	H	HR	RBI	AVG.
Baker	54	10	2	8	.185
Cey	59	18	6	12	.305
Garvey	68	17	2	6	.250
Guerrero	31	10	0	5	.323
Johnstone	38	10	0	2	.263
Law	24	6	0	3	.250
Lopes	71	21	2	11	.296
Monday	34	12	3	6	.353
Russell	38	9	0	1	.237
Scioscia	18	3	0	0	.167
Smith	20	5	0	2	.250
Thomas	43	14	0	6	.326
Thomasson	20	3	0	0	.150
Yeager	34	8	0	5	.235

Team Totals 607 151 15 68 .249

SAN DIEGO	AB	H	HR	RBI	AVG.
Cash	37	9	0	2	.243
Evans	25	6	0	2	.240
Fahey	29	10	0	1	.345
Flannery	39	8	0	0	.205
Montanez	56	15	0	7	.268
Mumphrey	70	18	1	8	.257
Perkins	16	2	0	0	.125
Richards	78	24	0	4	.308
Rodriguez	18	1	0	3	.056
Salazar	18	3	0	1	.167
Smith	77	20	0	4	.260
Tenace	34	8	3	6	.235
Turner	19	5	2	5	.263
Winfield	69	16	4	7	.232

Team Totals 646 158 10 56 .245

SAN FRANCISCO	AB	H	HR	RBI	AVG.
Clark	51	14	5	11	.275
Evans	52	15	3	13	.288
Herndon	44	7	0	5	.159
Ivie	10	2	0	0	.200
LeMaster	39	7	1	1	.179
May	46	13	3	10	.283
McCovey	17	4	0	3	.235
Murray	28	8	1	6	.286
North	45	14	0	0	.311
Pettini	27	7	0	1	.259
Sadek	17	6	0	3	.353
Stennett	51	11	0	7	.216
Strain	28	8	0	2	.286
Venable	25	9	0	3	.360
Whitfield	32	11	0	3	.344
Wohlford	12	5	0	4	.417

Team Totals 584 150 13 76 .257

Opponents Batting vs. Reds — 1980

(10 or more at bats)

Eastern Division

CHICAGO	AB	H	HR	RBI	AVG.
Biittner	20	6	0	4	.300
Blackwell	16	4	0	0	.250
Buckner	37	10	0	3	.270
DeJesus	49	11	0	3	.224
Dillard	10	1	0	1	.100
Figueroa	11	4	0	1	.364
Foote	25	9	2	5	.360
Kingman	26	7	2	4	.269
Martin	44	10	3	14	.227
Randle	38	13	1	4	.342
Thompson	17	5	0	1	.294
Tracy	11	5	0	1	.455
Tyson	27	6	0	1	.222
Vail	19	6	0	6	.316
Team Totals	411	109	8	52	.265

MONTREAL	AB	H	HR	RBI	AVG.
Bernazard	15	2	0	1	.133
Carter	41	9	2	9	.220
Cromartie	44	16	0	7	.364
Dawson	46	14	1	9	.304
LeFlore	37	9	0	1	.243
Parrish	41	12	2	5	.293
Scott	45	9	0	3	.200
Speier	22	2	0	1	.091
Valentine	41	14	2	13	.341
Team Totals	385	91	7	50	.236

NEW YORK	AB	H	HR	RBI	AVG.
Flynn	45	15	0	2	.333
Henderson	43	13	1	4	.302
Jorgensen	33	9	0	6	.273
Maddox	27	5	0	3	.185
Mazzilli	53	16	2	10	.302
Morales	22	6	0	2	.273
Norman	10	3	0	1	.300
Stearns	39	13	0	9	.333
Taveras	44	13	0	0	.295
Trevino	24	8	0	0	.333
Washington	12	2	1	2	.167
Youngblood	51	15	1	7	.294
Team Totals	450	127	5	50	.282

PHILADELPHIA	AB	H	HR	RBI	AVG.
Aviles	14	2	1	3	.143
Boone	34	6	1	6	.176
Bowa	32	10	1	2	.313
Gross	25	8	0	2	.320
Luzinski	22	7	4	6	.318
Maddox	36	9	0	3	.250
McBride	44	16	2	8	.364
Moreland	13	4	2	3	.308
Rose	49	12	0	4	.245
Schmidt	41	7	3	5	.171
Smith	19	6	0	0	.316
Trillo	32	10	0	4	.313
Unser	11	2	0	1	.182
Team Totals	403	105	14	50	.261

PITTSBURGH	AB	H	HR	RBI	AVG.
Berra	19	6	1	5	.316
*Bevacqua	13	4	0	4	.308
Easler	45	13	2	8	.289
Foli	3	9	0	6	.273
Garner	45	10	1	4	.222
Law	11	2	0	0	.182
Madlock	26	11	0	2	.423
Milner	27	8	2	6	.295
Moreno	48	12	0	0	.250
Ott	38	7	0	4	.184
Parker	42	16	0	4	.381
Stargell	16	2	1	3	.125
Team Totals	403	106	7	46	.263

* - combined Pittsburgh/San Diego totals

ST. LOUIS	AB	H	HR	RBI	AVG.
Bonds	14	1	0	2	.071
Durham	17	4	0	1	.235
Hendrick	51	19	2	10	.373
Hernandez	47	17	2	11	.352
Herr	15	2	0	0	.133
Iorg	26	8	0	3	.308
Kennedy	27	11	3	13	.407
Oberkfell	34	11	0	0	.324
Phillips	10	4	0	1	.400
Reitz	44	11	3	8	.250
Scott	21	12	0	2	.571
Simmons	45	13	3	12	.289
Templeton	42	14	0	5	.333
Team Totals	440	137	13	70	.311

Lifetime N.L. Home Runs by Clubs

Player	Total	Atl.	Chi.	Cin.	Hou.	L.A.	Mont.	N.Y.	Phil.	Pitt.	St.L.	S.D.	S.F.
Bench	356	49	29	0	31	30	33	25	39	29	22	37	32
Collins	6	0	0	0	0	1	0	1	0	0	2	1	1
Concepcion	75	17	5	0	6	5	8	9	4	4	2	7	8
Driessen	90	11	8	0	7	14	6	7	8	8	5	7	9
Foster	226	38	20	0	18	26	18	14	22	16	10	21	23
Griffey	58	11	7	0	3	12	0	4	2	5	6	2	6
Kennedy	2	0	2	0	0	0	0	0	0	0	0	0	0
Knight	26	5	0	0	3	3	1	3	2	1	1	3	4
Mejias	4	0	1	0	0	0	1	0	0	1	1	0	0
Nolan	14	0	1	0	0	1	3	0	1	1	3	2	2
Oester	2	0	0	0	0	0	1	0	0	0	0	1	0
Spilman	4	0	0	0	0	0	0	2	1	0	1	0	0
Vail	28	2	1	2	1	2	4	3	5	4	2	0	1

1980 Home Runs

Player	Total	H	A	Atl	Chi	Hst	LA	Mtl	NY	Phil	Pitt	StL	SD	SF
				H-A	H-A	H-A	H-A	H-A	H-A	H-A	H-A	H-A	H-A	H-A
Bench	24	9	15	1-3	0-1	1-0	1-3	2-0	0-0	0-1	2-2	0-1	1-4	1-0
Biittner	1	1	0	0-0	0-0	0-0	0-0	0-0	0-0	1-0	0-0	0-0	0-0	0-0
Collins	3	3	0	0-0	0-0	0-0	0-0	0-0	1-0	0-0	0-0	1-0	1-0	0-0
Concepcion	5	4	1	2-1	0-0	0-0	0-0	0-0	0-0	0-0	0-0	0-0	1-0	1-0
Driessen	14	11	3	0-2	0-1	1-0	3-0	0-0	1-0	1-0	0-0	2-0	2-0	1-0
Foster	25	14	11	3-4	0-0	1-1	2-1	2-0	1-0	0-0	0-3	1-0	2-1	2-1
Griffey	13	9	4	1-1	1-0	0-1	1-1	0-0	2-0	0-0	3-0	1-0	0-0	0-1
Kennedy	1	1	0	0-0	1-0	0-0	0-0	0-0	0-0	0-0	0-0	0-0	0-0	0-0
Knight	14	6	8	1-2	0-0	1-1	0-1	1-0	2-1	0-0	0-1	0-0	0-1	1-1
Mejias	1	1	0	0-0	0-0	0-0	0-0	1-0	0-0	0-0	0-0	0-0	0-0	0-0
Nolan	3	3	0	0-0	0-0	0-0	0-0	1-0	0-0	0-0	0-0	2-0	0-0	0-0
Oester	2	0	2	0-0	0-0	0-0	0-0	0-1	0-0	0-0	0-0	0-0	0-1	0-0
Spilman	4	2	2	0-0	0-0	0-0	0-0	0-0	1-1	1-0	0-0	0-1	0-0	0-0
Vail	6	2	4	0-0	0-0	0-0	0-1	0-1	0-1	1-1	0-0	0-0	0-0	1-0

Lifetime N.L. Home Runs by Parks

Player	Total	H	A	Atl	Chi	Cin	Hst	LA	Mtl	NY	Phil	Pitt	StL	SD	SF
Bench	356	180	176	31	17	139	17	16	4	9	15	11	11	20	9
Biittner	23	16	7	0	14	0	0	1	5	1	0	1	0	0	1
Collins	6	3	3	0	0	3	0	1	0	0	0	0	1	0	1
Concepcion	75	40	35	10	3	40	1	3	1	4	2	3	1	3	2
Driessen	90	58	32	9	6	58	1	3	2	1	2	4	1	2	1
Foster	226	122	104	20	9	120	8	13	4	8	8	8	7	7	12
Griffey	58	30	28	5	4	30	2	9	0	2	1	2	2	0	1
Hume	1	1	0	0	0	1	0	0	0	0	0	0	0	0	0
Kennedy	2	1	1	0	1	1	0	0	0	0	0	0	0	0	0
Knight	26	11	15	3	0	11	2	1	0	1	2	1	1	2	2
Mejias	4	2	2	0	1	1	0	0	1	0	0	1	0	0	0
Moskau	2	1	1	0	0	1	0	0	0	0	1	0	0	0	0
Nolan	14	9	5	6	1	3	0	0	0	0	1	0	0	2	1
Oester	2	0	2	0	0	0	0	0	0	1	0	0	1	0	0
Seaver	11	4	7	3	0	4	1	0	0	1	0	0	0	0	1
Spilman	4	2	2	0	0	2	0	0	0	1	0	0	1	0	0
Vail	28	15	13	0	10	1	0	2	4	7	3	1	0	0	0

Additional home runs hit at CROSLY FIELD, CINCINNATI: Bench 41; CONNIE MACK STADIUM, PHILADELPHIA: Bench 3; JARRY PARK, MONTREAL: Bench 12, Foster 2, 78 Concepcion 2, Seaver 1; FORBES FIELD, PITTSBURGH: Bench 1.

Three Home Runs In A Game

Jake Beckley, Sept. 26, '97	Gus Bell, May 29, '56	Johnny Bench, July 26, '70
Alex Kampouris, May 9, '37	Ed Bailey, June 24, '56	Johnny Bench, May 9, '73
Walker Cooper, July 6, '49	Ted Kluszewski, July 1, '56	George Foster, July 14, '77
Gus Bell, July 21, '55	Bob Thurman, Aug. 18, '56	Pete Rose, April 29, '78
Smoky Burgess, July 29, '55	Frank Robinson, Aug. 22, '59	Johnny Bench, May 29, '80
	Art Shamsky, Aug. 12, '66	

Reds Hitting 30 or More Homers

52 — George Foster ... 1977	39 — Lee May 1971	33 — Johnny Bench ... 1974
49 — Ted Kluszewski ... 1954	38 — Frank Robinson ... 1956	33 — Frank Robinson .. 1965
47 — Ted Kluszewski ... 1955	38 — Lee May 1969	32 — Deron Johnson ... 1965
45 — Johnny Bench 1970	37 — Frank Robinson ... 1961	31 — Johnny Bench 1977
40 — George Foster 1978	37 — Tony Perez 1969	31 — George Crowe 1957
40 — Johnny Bench 1972	36 — Wally Post 1956	31 — Frank Robinson ... 1958
40 — Ted Kluszewski ... 1953	36 — Frank Robinson ... 1959	31 — Frank Robinson ... 1960
40 — Wally Post 1955	35 — Hank Sauer 1948	30 — Ival Goodman 1938
40 — Tony Perez 1970	35 — Ted Kluszewski ... 1966	30 — George Foster ... 1979
39 — Frank Robinson .. 1962	34 — Lee May 1970	

Grand Slams By Active Reds

Johnny Bench 11	Dave Concepcion 4	Ray Knight 4
George Foster 8	Ken Griffey 1	Junior Kennedy 1

Reds Career Grand Slam Leaders

Johnny Bench 11	Tony Perez 4	Ernie Lombardi 3
George Foster 8	Joe Morgan 4	Wally Post 3
Vada Pinson 6	Ray Knight 4	Andy Seminick 3
Frank Robinson 5	Ed Bailey 3	Ted Kluszewski 3
Dave Concepcion 4	Gus Bell 3	

Reds Home Run Totals — 1950-1980

The Reds tied a National League record in 1980 by hitting over 100 home runs for the 29th consecutive year.

Year	HR	Rank*	Home	Away	Year	HR	Rank*	Home	Away
1950	99	8	52	47	1966	149	4	91	58
1951	88	8	44	44	1967	109	5	57	52
1952	104	5	43	61	1968	106	3	55	51
1953	166	3	89	77	1969	171	1	97	74
1954	147	4	94	53	1970	191	1	100	91
1955	181	3	102	79	1971	138	4	71	67
1956	221	1	128	93	1972	124	5	58	66
1957	187	2	118	69	1973	137	4	47	90
1958	123	7	71	52	1974	135	2	74	61
1959	161	4	101	60	1975	124	3	70	54
1960	140	2	75	65	1976	141	1	73	68
1961	158	4	70	88	1977	181	3	83	98
1962	167	3	95	72	1978	136	2	74	58
1963	122	6	65	57	1979	132	5	71	61
1964	130	4†	62	68	1980	113	6	66	47
1965	183	2	108	75					


*Rank In National League

†Tied

Reds .300 Hitters 1900-1979

(Minimum 400 At Bats)

Rank	Player	Pct.	Year	Rank	Player	Pct.	Year
1	C. Seymour	.377	1905	65	C. Seymour	.313	1904
2	B. Hargrave	.353	1926		C. Walker	.313	1929
3	E. Roush	.352	1921		L. Scarsella	.313	1936
4	E. Roush	.351	1923		V. Pinson	.313	1963
	M. Donlin	.351	1903		P. Rose	.313	1966
6	E. Roush	.348	1924	70	H. Steinfeld	.312	1903
	P. Rose	.348	1969		T. Cuccinello	.312	1930
8	V. Pinson	.343	1961		J. Lynch	.312	1958
9	C. Seymour	.342	1903		P. Rose	.312	1965
	F. Robinson	.342	1962		A. Johnson	.312	1968
	E. Lombardi	.342	1938	75	J. Wyrostek	.311	1951
12	J. Beckley	.341	1900		F. Robinson	.311	1959
	E. Roush	.341	1917		J. Temple	.311	1959
14	G. Harper	.340	1922		P. Rose	.311	1977
	E. Roush	.339	1920	79	M. Mitchell	.310	1909
15	H. Chase	.339	1916		H. Groh	.310	1919
	E. Roush	.339	1920	81	F. McCormick	.309	1940
	E. Roush	.339	1925		T. Kluszewski	.309	1949
18	P. Rose	.338	1973		W. Post	.309	1959
19	J. Daubert	.336	1922	84	R. Hohlitzel	.308	1909
	K. Griffey	.336	1976		P. Duncan	.308	1921
21	P. Rose	.335	1968		G. Bell	.308	1955
22	S. Crawford	.333	1902	87	J. Beckley	.307	1901
	E. Roush	.333	1918		T. Griffith	.307	1915
	H. Heilmann	.333	1930		C. Walker	.307	1930
25	F. McCormick	.332	1939		W. Berger	.307	1938
26	S. Crawford	.330	1901		T. Kluszewski	.307	1950
	J. Beckley	.330	1902		J. Temple	.307	1954
28	P. Duncan	.328	1922		P. Rose	.307	1972
29	J. Beckley	.327	1903		C. Geronimo	.307	1976
	P. Duncan	.327	1923	95	J. Daubert	.306	1921
	F. McCormick	.327	1938		B. Pinelli	.306	1924
	J. Morgan	.327	1975		C. Walker	.306	1926
33	B. Herman	.326	1932		J. Stripp	.306	1930
	K. Cuyler	.326	1936		S. Burgess	.306	1955
	T. Kluszewski	.326	1954		J. Temple	.306	1958
36	S. Barry	.324	1905		F. Robinson	.306	1964
	J. Stripp	.324	1931		G. Foster	.306	1976
38	E. Roush	.323	1926	103	B. Pinelli	.305	1922
	I. Goodman	.323	1939		E. Allen	.305	1928
	F. Robinson	.323	1961		E. Lombardi	.305	1934
	P. Rose	.323	1976		F. McCormick	.305	1944
42	H. Critz	.322	1924		V. Pinson	.305	1965
	F. Robinson	.322	1957		B. Tolan	.305	1969
44	E. Roush	.321	1919		K. Griffey	.305	1975
45	H. Groh	.320	1918	110	H. Groh	.304	1917
	T. Kluszewski	.320	1952		J. Daubert	.304	1920
	J. Morgan	.320	1976		P. Rose	.304	1971
	G. Foster	.320	1977	111	E. Lombardi	.303	1932
49	C. Walker	.318	1925		C. Hafey	.303	1933
	K. Griffey	.318	1977		F. McCormick	.303	1943
	R. Knight	.318	1979		D. Collins	.303	1980
52	A. Marsans	.317	1912	117	T. Kluszewski	.302	1956
	T. Perez	.317	1970		P. Rose	.302	1978
	P. Rose	.317	1975	120	E. Tipton	.301	1944
55	J. Barrett	.316	1900		P. Rose	.301	1967
	T. Kluszewski	.316	1953		G. Foster	.302	1979
	V. Pinson	.316	1959		D. Concepcion	.301	1978
	P. Rose	.316	1970	123	D. Paskert	.300	1910
	B. Tolan	.316	1970		F. Swanson	.300	1929
60	H. Hendrick	.315	1931		M. McCormick	.300	1940
	T. Cuccinello	.315	1931		G. Bell	.300	1953
	A. Johnson	.315	1969		G. Foster	.300	1975
63	T. Kluszewski	.314	1955		D. Driessen	.300	1977
	T. Perez	.314	1973				



Pitching

Pitching Breakdown — 1980

	Bair								Hume							
	G	GS	CG	IP	H	W-L	SV	ERA	G	GS	CG	IP	H	W-L	SV	ERA
Season	61	0	0	85.0	91	3-6	6	4.24	78	0	0	137.0	121	9-10	25	2.56
Home	31	0	0	47.0	54	0-1	3	3.64	35	0	0	69.1	56	5-4	10	2.87
Road	30	0	0	38.0	37	3-5	3	4.97	43	0	0	67.2	65	4-6	15	2.25
Vs. Atl.	4	0	0	3.0	3	0-0	0	0.00	7	0	0	11.0	3	1-0	3	0.00
Hou.	4	0	0	4.2	2	0-0	1	0.00	11	0	0	20.0	18	1-0	4	2.70
L.A.	6	0	0	5.1	10	0-1	1	10.80	12	0	0	22.1	14	3-0	3	1.64
S.D.	9	0	0	16.2	15	2-0	1	3.18	11	0	0	17.2	16	2-1	5	1.50
S.F.	8	0	0	14.0	13	0-2	0	4.50	6	0	0	10.1	12	0-0	1	2.70
N.L. West	31	0	0	43.2	43	2-3	3	3.89	47	0	0	81.1	63	7-1	16	1.78
Chi.	5	0	0	6.1	8	0-1	1	4.50	5	0	0	12.1	16	0-4	1	8.25
Mont.	8	0	0	12.1	12	1-1	0	4.50	6	0	0	6.1	5	0-1	1	3.00
N.Y.	5	0	0	7.0	9	0-1	0	5.14	6	0	0	12.0	10	2-1	2	0.75
Phil.	3	0	0	4.0	4	0-0	1	2.25	5	0	0	10.1	7	0-1	3	2.70
Pitt.	4	0	0	5.0	7	0-0	0	5.40	3	0	0	7.1	4	0-0	1	0.00
St. L.	5	0	0	6.2	8	0-0	1	5.14	6	0	0	9.2	16	0-2	1	5.40
N.L. East	30	0	0	41.1	48	1-3	3	4.61	31	0	0	55.2	58	2-9	9	3.70
Before ASG	34	0	0	44.0	44	0-3	5	5.11	38	0	0	65.1	65	3-7	12	3.32
After ASG	27	0	0	41.0	47	3-3	1	3.29	40	0	0	71.2	56	6-3	13	1.88
In April	8	0	0	7.2	5	0-1	1	1.13	8	0	0	15.1	7	2-0	3	0.00
May	13	0	0	20.0	17	0-1	4	2.70	13	0	0	24.1	25	1-5	3	5.62
June	11	0	0	14.0	23	0-1	0	11.57	14	0	0	21.0	23	0-2	5	3.86
July	11	0	0	16.1	17	1-2	0	4.50	16	0	0	25.0	26	1-0	7	1.44
August	9	0	0	12.1	15	0-0	1	2.25	12	0	0	24.2	17	3-1	4	1.44
Sept.-Oct.	9	0	0	14.2	14	2-1	0	2.40	15	0	0	26.2	23	2-2	3	2.33
As Starter	—	—	—	—	—	—	—	—	—	—	—	—	—	—	—	—
In Relief	61	0	0	85.0	91	3-6	6	4.24	78	0	0	137.0	121	9-10	25	2.56

	LaCoss								Leibrandt							
	G	GS	CG	IP	H	W-L	SV	ERA	G	GS	CG	IP	H	W-L	SV	ERA
Season	34	29	4	169.1	207	10-12	0	4.63	36	27	5	173.2	200	10-9	0	4.24
Home	18	17	3	85.1	110	5-10	0	5.40	19	14	5	97.1	92	7-6	0	3.80
Road	16	12	1	84.0	97	5-2	0	3.86	17	13	0	76.1	108	3-3	0	4.86
Vs. Atl.	1	1	1	6.0	7	1-0	0	0.00	4	4	2	29.0	23	2-1	0	3.10
Hou.	4	3	0	19.2	25	3-1	0	4.05	5	4	1	27.0	27	1-1	0	4.33
L.A.	5	4	1	29.2	37	2-1	0	3.30	1	1	0	3.2	6	0-0	0	6.75
S.D.	3	2	0	13.0	13	0-1	0	4.15	6	6	1	41.2	41	3-1	0	2.14
S.F.	5	4	1	26.2	29	1-3	0	4.33	3	1	0	6.0	10	0-1	0	9.00
N.L. West	18	14	3	95.0	111	7-6	0	3.69	19	16	4	107.1	107	6-4	0	3.53
Chi.	1	1	0	8.0	8	0-0	0	1.13	3	2	0	13.2	16	1-1	0	1.93
Mont.	4	4	0	15.2	16	0-2	0	7.31	1	1	0	4.0	7	0-0	0	9.00
N.Y.	1	1	0	5.0	12	0-0	0	12.60	3	3	0	12.0	28	0-1	0	11.25
Phil.	3	3	1	17.2	22	1-1	0	3.00	4	3	1	19.1	21	2-1	0	4.74
Pitt.	4	4	0	18.0	24	1-2	0	8.00	3	0	0	6.1	8	0-0	0	3.00
St. L.	3	2	0	10.0	14	1-1	0	4.50	3	2	0	11.0	13	1-1	0	4.91
N.L. East	16	15	1	74.1	96	3-6	0	5.84	17	11	1	66.1	93	4-5	0	5.45
Before ASG	17	16	3	88.2	88	5-7	0	5.16	17	17	5	111.1	111	8-4	0	3.49
After ASG	17	13	1	80.2	119	5-5	0	4.00	19	10	0	62.1	89	2-5	0	5.66
In April	4	4	2	26.2	25	3-1	0	2.67	4	4	1	32.0	24	1-2	0	2.25
May	6	6	1	28.2	43	1-3	0	7.14	6	6	1	33.1	45	3-1	0	5.45
June	6	5	0	26.2	42	0-3	0	6.00	6	6	2	37.0	36	3-1	0	3.41
July	6	5	0	27.1	31	1-2	0	4.67	6	5	1	25.1	36	2-2	0	7.20
August	6	6	1	36.1	35	3-1	0	3.75	7	4	0	28.0	34	1-2	0	3.21
Sept.-Oct.	6	3	0	23.2	31	2-0	0	3.37	7	2	0	18.0	25	0-1	0	5.00
As Starter	29	29	4	161.2	197	8-12	0	4.67	27	27	5	161.0	182	9-9	0	4.25
In Relief	5	0	0	7.2	10	2-0	0	3.37	9	0	0	12.2	18	1-0	0	4.15

Pitching Breakdown — 1980

	Moskau								Pastore							
	G	GS	CG	IP	H	W-L	SV	ERA	G	GS	CG	IP	H	W-L	SV	ERA
Season	33	19	2	152.2	147	9-7	2	4.00	27	27	9	184.2	161	13-7	0	3.26
Home	15	10	1	78.2	70	4-3	1	4.10	13	13	5	95.1	74	7-3	0	2.65
Road	18	9	1	74.0	77	5-4	1	3.89	14	14	4	89.1	87	6-4	0	3.94
Vs. Atl.	1	0	0	5.0	4	1-0	0	1.80	4	4	3	34.0	20	4-0	0	1.06
Hou.	2	0	0	4.2	5	0-0	0	5.40	5	5	0	24.2	34	0-4	0	7.20
L.A.	6	5	0	29.1	33	2-2	0	4.66	1	1	0	7.0	3	0-0	0	1.29
S.D.	3	3	0	20.0	21	1-0	0	4.50	2	2	0	15.0	12	2-0	0	3.00
S.F.	4	2	0	13.1	11	0-1	0	4.85	3	3	3	27.0	13	3-0	0	1.33
N.L. West	16	10	0	72.1	74	4-3	0	4.50	15	15	6	107.2	82	9-4	0	2.83
Chi.	2	2	0	13.0	14	1-0	0	5.54	1	1	0	7.0	6	0-0	0	2.57
Mont.	2	2	1	15.2	15	1-0	0	4.50	1	1	1	9.0	2	1-0	0	0.00
N.Y.	4	2	0	20.0	18	0-1	2	2.25	3	3	0	18.1	18	1-0	0	4.00
Phil.	3	0	0	7.1	1	1-0	0	0.00	1	1	0	6.2	10	0-1	0	6.43
Pitt.	3	2	1	17.0	13	2-1	0	1.59	4	4	1	20.0	27	1-2	0	4.50
St. L.	3	1	0	7.1	12	0-2	0	10.29	2	2	1	16.0	16	1-0	0	4.50
N.L. East	17	9	2	80.1	73	5-4	2	3.60	12	12	3	77.0	79	4-3	0	3.86
Before ASG	17	6	0	67.2	67	5-2	2	3.84	17	17	7	124.2	106	10-5	0	3.17
After ASG	16	13	2	85.0	80	4-5	0	4.13	10	10	2	60.0	55	3-2	0	3.45
In April	2	1	0	9.0	5	0-0	0	6.00	4	4	3	29.0	19	3-1	0	2.17
May	8	3	0	33.0	30	3-0	2	3.00	6	6	1	44.0	40	3-1	0	3.27
June	6	1	0	20.2	19	2-1	0	3.43	5	5	2	35.2	33	3-2	0	4.25
July	8	5	1	43.0	42	2-2	0	3.77	3	3	1	21.0	17	1-1	0	2.57
August	5	5	1	32.0	29	2-2	0	2.81	2	2	0	7.2	14	0-1	0	5.62
Sept.-Oct.	4	4	0	15.0	22	0-2	0	9.00	7	7	1	47.1	38	3-1	0	3.06
As Starter	19	19	2	116.1	120	5-6	0	4.66	27	27	9	184.2	161	13-7	0	3.26
In Relief	14	0	0	36.1	27	4-1	2	2.00	—	—	—	—	—	—	—	—

	Price								Seaver							
	G	GS	CG	IP	H	W-L	SV	ERA	G	GS	CG	IP	H	W-L	SV	ERA
Season	24	13	2	111.1	95	7-3	0	3.57	26	26	5	168.0	140	10-8	0	3.64
Home	13	5	0	47.1	48	2-2	0	4.40	12	12	1	72.2	64	6-3	0	4.07
Road	11	8	2	63.3	47	5-1	0	2.95	14	14	4	95.1	76	4-5	0	3.32
Vs. Atl.	1	1	0	8.0	3	1-0	0	0.00	3	3	1	22.0	21	2-0	0	2.05
Hou.	2	1	0	8.7	7	1-0	0	4.74	2	2	0	13.0	8	0-2	0	4.15
L.A.	2	0	0	4.2	2	0-0	0	3.60	5	5	1	28.0	27	1-4	0	5.79
S.D.	3	3	1	19.1	16	1-0	0	4.26	2	2	0	14.0	7	1-0	0	0.64
S.F.	3	3	0	14.0	22	0-3	0	5.79	4	4	1	25.2	20	2-1	0	3.46
N.L. West	11	8	1	56.1	50	3-3	0	4.02	16	16	3	102.2	83	6-7	0	3.50
Chi.	3	3	0	18.1	17	1-0	0	2.50	2	2	0	15.0	9	2-0	0	1.80
Mont.	2	0	0	6.0	6	0-0	0	4.50	1	1	1	8.0	3	0-1	0	2.25
N.Y.	2	0	0	9.0	6	1-0	0	1.00	1	1	0	8.0	6	0-0	0	2.25
Phil.	—	—	—	—	—	—	—	—	2	2	0	8.2	10	1-0	0	8.00
Pitt.	1	0	0	0.2	0	0-0	0	0.00	1	1	1	9.0	9	1-0	0	3.00
St. L.	5	2	1	23.1	16	2-0	0	3.91	3	3	0	16.2	20	0-0	0	5.29
N.L. East	13	5	1	54.3	45	4-0	0	3.10	10	10	2	65.1	57	4-1	0	3.88
Before ASG	5	4	0	24.1	24	1-1	0	6.38	14	14	1	81.1	73	3-5	0	4.78
After ASG	19	9	2	87.0	71	6-2	0	2.79	12	12	4	86.2	67	7-3	0	2.59
In April	—	—	—	—	—	—	—	—	4	4	0	24.2	19	1-1	0	3.96
May	—	—	—	—	—	—	—	—	5	5	1	29.2	25	1-2	0	4.60
June	4	3	0	19.1	18	1-0	0	6.63	5	5	0	27.0	29	1-2	0	5.33
July	6	2	0	27.0	28	1-2	0	3.00	—	—	—	—	—	—	—	—
August	7	3	1	30.0	20	2-0	0	2.40	6	6	1	36.0	35	3-2	0	4.00
Sept.-Oct.	7	5	1	34.3	29	3-1	0	3.33	6	6	3	50.2	32	4-1	0	1.59
As Starter	13	13	2	80.0	72	5-3	0	3.49	26	26	5	168.0	140	10-8	0	3.64
In Relief	11	0	0	31.1	23	2-0	0	3.77	—	—	—	—	—	—	—	—

Pitching Breakdown — 1980

	Soto							
	G	GS	CG	IP	H	W-L	SV	ERA
Season	53	12	3	190.1	126	10-8	4	3.08
Home	27	5	2	103.2	64	5-4	1	2.68
Road	26	7	1	86.2	62	5-4	3	3.52
Vs. Atl.	3	3	1	25.2	16	2-1	0	2.77
Hou.	7	2	1	32.2	21	2-2	0	2.18
L.A.	8	2	0	26.2	17	1-1	0	2.33
S.D.	4	1	0	11.2	13	2-0	0	3.75
S.F.	4	0	0	5.2	2	0-0	0	3.00
N.L. West	26	8	2	102.1	69	7-4	0	2.65
Chi.	6	0	0	13.1	7	0-0	3	5.54
Mont.	4	2	0	20.2	14	0-2	0	3.43
N.Y.	3	0	0	9.2	2	1-0	0	2.70
Phil.	5	1	1	17.0	17	1-0	0	3.71
Pitt.	5	1	0	20.0	10	1-1	1	2.70
St. L.	4	0	0	7.1	7	0-1	0	3.86
N.L. East	27	4	1	88.0	57	3-4	4	3.58
Before ASG	26	2	0	72.2	53	1-3	0	4.32
After ASG	27	10	3	117.2	73	9-5	4	2.29
In April	3	0	0	4.1	6	0-0	0	9.00
May	11	0	0	31.1	15	0-0	0	2.90
June	9	2	0	25.2	29	0-3	0	6.92
July	9	4	1	47.0	31	4-2	0	2.68
August	12	1	0	34.2	19	4-0	2	2.31
Sept.-Oct.	9	5	2	47.1	26	2-3	2	1.53
As Starter	12	12	3	90.2	69	5-5	0	2.77
In Relief	41	0	0	99.2	57	5-3	0	3.33

20-Game Winners

(Since 1900)

Twenty-two different Cincinnati Reds pitchers have won 20 or more games since 1900. Paul Derringer is the leader, accomplishing the feat four times. Noodles Hahn, Pete Donohue, Eppa Rixey and Bucky Walters all won 20 games three times. The last lefthander to win 20 was Jim Merritt in 1970.

1901—Frank Noodles Hahn 22-19	1935—Paul Derringer 22-13
1902—Frank Noodles Hahn 22-12	1938—Paul Derringer 21-14
1903—Frank Noodles Hahn 22-12	1939—Bucky Walters 27-11
1904—Charles Harper 23-9	Paul Derringer 25-7
1905—Robert Ewing 20-11	1940—Bucky Walters 22-10
1906—Jacob Weimar 20-14	Paul Derringer 20-12
1910—George Suggs 20-12	1943—Elmer Riddle 21-11
1917—Fred Toney 24-16	1944—Bucky Walters 23-8
Pete Schewer 20-19	1947—Ewell Blackwell 22-8
1919—Harry Sallee 21-7	1961—Joey Jay 21-10
1922—Eppa Rixey 25-13	1962—Bob Purkey 23-5
1923—Dolph Luque 27-8	Joey Jay 21-14
Peter Donohue 21-15	1963—Jim Maloney 23-7
Eppa Rixey 20-15	1965—Sammy Ellis 22-10
1924—Carl Mays 20-9	Jim Maloney 20-9
1925—Eppa Rixey 21-11	1970—Jim Merritt 20-12
Peter Donohue 21-14	1977—Tom Seaver 21-6
1926—Peter Donohue 20-14		

Opposing Pitchers vs Reds

Pitcher	1980	Lifetime	Pitcher	1980	Lifetime
Alexander	0-4	0-6	Lucas	0-3	0-3
Allen	0-0	0-2	Mahler	0-0	3-4
Andujar	0-3	6-8	Martinez	1-0	3-3
Bahnsen	1-0	1-2	Martz	0-1	0-1
Bibby	1-1	2-1	Matula	1-1	1-2
Blue	0-0	3-3	McGlothen	0-1	3-6
Boggs	1-1	1-2	McGraw	0-0	7-10
Bomback	0-1	0-1	McLaughlin	0-0	0-1
Bordley	2-0	2-0	McWilliams	0-3	3-4
Bradford	0-1	0-1	Minton	1-0	1-2
Brizzolara	0-0	0-1	Moffitt	0-0	1-5
Bruno	0-0	0-1	Montefusco	0-2	5-8
Brusstar	0-0	1-1	Mura	0-2	0-4
Burris	0-1	2-6	Murray	0-0	3-4
Candelaria	2-0	8-3	Niekro, J.	4-1	13-17
Carlton	1-3	9-17	Niekro, P.	0-5	25-32
Castillo	1-1	1-1	Norman	1-0	6-2
Caudill	0-1	0-1	Owchinko	0-0	1-6
Christenson	0-0	2-6	Pacella	0-1	0-1
Curtis	1-0	4-5	Palmer	0-2	1-2
Denny	0-0	3-5	Perry	0-0	20-10
Easterly	0-0	1-4	Rasmussen	0-0	4-3
Espinosa	1-1	4-2	Rau	0-0	8-11
Falcone	0-1	3-7	Reardon	2-2	2-3
Forsch, B.	2-0	4-7	Reed	1-0	16-13
Forsch, K.	2-1	9-10	Reuschel	1-2	11-11
Forster	0-0	1-1	Reuss	4-1	15-14
Fryman	1-0	4-12	Rhoden	1-1	7-6
Fulgham	0-0	0-1	Richard	1-1	9-12
Garber	0-0	2-3	Ripley	2-0	2-0
Goltz	1-1	1-1	Robinson	1-0	2-2
Griffin	0-0	6-10	Rogers	2-0	7-8
Gullickson	1-0	1-0	Romo	0-1	0-1
Hanna	0-0	1-2	Ruhle	1-1	1-2
Hargesheimer	1-1	1-1	Ruthven	1-1	2-12
Hausman	0-0	0-1	Ryan	1-1	3-5
Hernandez	0-0	3-1	Sambito	0-0	2-3
Hooton	0-1	4-8	Sanderson	2-0	2-0
Howe	0-2	0-2	Schultz	0-0	3-1
Hrabosky	0-1	3-2	Seaman	1-0	1-0
Jackson, G.	0-0	7-6	Shirley	1-2	2-7
Jackson, R.	1-1	1-1	Solomon	0-0	0-2
Jones	0-4	11-14	Sosa	0-0	3-5
Kaat	1-1	4-4	Stanhouse	0-0	2-0
Kinney	0-2	0-2	Sutcliffe	1-0	4-1
Knepper	2-1	5-7	Sutter	3-0	4-2
Knowles	0-0	2-3	Sutton	1-1	20-24
Kobel	0-0	0-2	Swan	0-0	3-2
Krukow	2-0	4-1	Tekulve	0-1	2-2
LaCorte	1-0	1-5	Thomas	1-0	1-0
Lamp	1-0	2-1	Tidrow	0-0	1-0
Lavelle	1-1	9-6	Urrea	0-0	0-1
Lea	0-1	0-1	Walk	1-0	1-0
Lee, B.	1-0	2-1	Welch	1-1	2-2
Lee, M.	0-0	1-1	Whitson	2-2	3-5
Lerch	0-2	2-5	Wise	0-0	8-10
Littell	0-0	0-2	Zachry	1-1	2-2
Littlefield	1-1	1-1			

Lifetime N.L. Won-Lost Records

Pitcher	Atl.	Chi.	Hou.	L.A.	Mont.	N.Y.	Phil.	Pitt.	St.L.	S.D.	S.F.
Bair (21-19)	1-3	0-3	3-2	2-2	1-1	4-1	1-2	3-1	0-0	4-1	2-3
Berenyi (2-2)	0-0	0-0	0-0	0-0	0-1	1-0	1-1	0-0	0-0	0-0	0-0
Bonham (75-83)	8-4	2-3	4-9	5-7	10-9	4-6	10-10	6-5	6-14	7-7	7-4
Burnside (1-0)	0-0	0-0	0-0	0-0	0-0	0-0	0-0	0-0	0-0	1-0	0-0
Hume (30-33)	7-1	1-5	5-4	5-5	1-4	4-3	4-3	0-0	0-5	2-1	1-2
LaCoss (28-28)	4-1	2-2	3-3	4-1	3-4	2-1	2-1	2-3	3-3	1-4	2-5
Leibrandt (10-9)	2-1	1-1	1-1	0-0	0-1	0-1	2-1	0-0	1-1	3-1	0-1
Moskau (26-21)	3-0	2-0	2-2	3-5	1-2	1-1	3-1	3-3	3-4	4-0	1-3
Pastore (19-14)	5-1	0-0	2-4	0-0	1-0	1-0	1-1	1-4	2-0	3-2	3-2
Price (7-3)	1-0	1-0	1-0	0-0	0-0	1-0	0-0	0-0	2-0	1-0	0-3
Seaver (245-141)	30-8	20-16	19-19	22-17	18-11	2-2	26-11	23-11	24-11	26-7	24-10
Soto (16-16)	3-1	1-2	2-3	2-1	0-2	1-0	2-1	3-1	0-1	2-1	0-3

Bonham has 6-5 lifetime record vs. Cincinnati

Seaver has 11-18 lifetime record vs. Cincinnati

Lifetime N.L. Records by Parks

Pitcher	Atl.	Chi.	Cin.	Hou.	L.A.	Mont.	N.Y.	Phil.	Pitt.	St. L.	S.D.	S.F.
Bair	1-2	0-1	12-7	0-1	0-1	1-1	1-1	0-2	2-1	0-0	4-0	0-2
Berenyi	0-0	0-0	2-0	0-0	0-0	0-1	0-0	0-1	0-0	0-0	0-0	0-0
Bonham	3-3	29-24	10-11	2-5	2-5	3-0	3-4	5-7	3-5	4-9	4-3	3-4
Burnside	0-0	0-0	0-0	0-0	0-0	0-0	0-0	0-0	0-0	0-0	1-0	0-0
Hume	3-0	1-3	19-13	2-2	3-2	0-3	1-2	1-3	0-0	0-3	0-1	0-1
LaCoss	2-1	1-1	14-12	2-2	2-0	1-2	1-1	1-0	2-0	1-2	0-3	1-4
Leibrandt	0-1	0-1	7-6	0-0	0-0	0-0	0-0	0-1	0-0	1-0	2-0	0-0
Moskau	2-0	1-0	16-11	0-1	1-1	0-0	1-1	1-1	2-1	1-3	0-0	1-2
Pastore	2-1	0-0	11-6	1-2	0-0	0-0	0-0	1-1	0-2	0-0	1-1	3-1
Price	0-0	1-0	2-2	1-0	0-0	0-0	1-0	0-0	0-0	1-0	1-0	0-1
Seaver	16-6	12-6	28-22	9-13	12-7	4-2	96-49	8-3	7-5	13-6	14-3	12-5
Soto	3-0	1-1	6-8	0-2	2-0	0-1	0-0	1-1	2-0	0-1	1-0	0-2

Additional W-L records at CROSLY FIELD, CINCINNATI: Seaver 2-5; CONNIE MACK STADIUM, PHILADELPHIA: Seaver 4-1; FORBES FIELD, PITTSBURGH: Seaver 3-2; JARRY PARK, MONTREAL: Bonham 4-3; Seaver 5-6.

Reds National League No-Hit Pitchers

	10 or More Innings	Score	Location
Fred Toney vs. Chicago, May 2, 1917 (10 innings)	1-0		Chicago
Jim Maloney vs. New York, June 14, 1965 (10 innings) (Allowed two hits in 11th, lost)	0-1		Cincinnati
Jim Maloney vs. Chicago, August 19, 1965 (10 innings)	1-0		Chicago
Nine Innings			
Charles Jones vs. Pittsburgh, October 15, 1892 (1st game)	7-1		Cincinnati
Ted Breitenstein vs. Pittsburgh, April 22, 1898	11-0		Cincinnati
Frank Hahn vs. Philadelphia, July 12, 1900	4-0		Cincinnati
Hod Eller vs. St. Louis, May 11, 1919	6-0		Cincinnati
John Vander Meer vs. Boston, June 11, 1938	3-0		Cincinnati
John Vander Meer vs. Brooklyn, June 15, 1938	6-0		Brooklyn
Clyde Shoun vs. Boston, May 15, 1944	1-0		Cincinnati
Ewell Blackwell vs. Boston, June 18, 1947	6-0		Cincinnati
George Culver vs. Philadelphia, July 29, 1968	6-1		Philadelphia
Jim Maloney vs. Houston, April 30, 1969	10-0		Cincinnati
Tom Seaver vs. St. Louis, June 16, 1978	4-0		Cincinnati



All-Time Records

Reds All-Time Top Five Since 1900

Batting

Games

Rose	2,505
Bench	1,877
Perez	1,728
Pinson	1,565
Concepcion	1,505

At Bats

Rose	10,196
Bench	6,771
Pinson	6,335
Perez	6,326
F. Robinson	5,527

Runs

Rose	1,657
F. Robinson	1,043
Bench	1,001
Pinson	978
Perez	888

Hits

Rose	3,164
Pinson	1,881
Bench	1,811
Perez	1,790
Roush	1,784

Doubles

Rose	572
Pinson	342
Bench	342
F. Robinson	318
Perez	313

Triples

Roush	153
Rose	111
Pinson	96
W. C. Walker	94
M. F. Mitchell	88

Home Runs

Bench	356
F. Robinson	324
Perez	277
Kluszewski	251
Foster	222

Extra Base Hits

Rose	833
Bench	720
F. Robinson	692
Perez	644
Pinson	624

Total Bases

Rose	4,408
Bench	3,265
F. Robinson	3,063
Perez	3,042
Pinson	2,973

Runs Batted In

Bench	1,259
Perez	1,115
F. Robinson	1,009
Rose	954
Kluszewski	886

Stolen Bases

Morgan	406
Bescher	320
Concepcion	232
Pinson	221
Roush	189

Percentage**

Seymour	.333
Roush	.331
Beckley	.324
Hargrave	.314
Lombardi	.311
Bressler	.311

Pitching

Games

Borbon	531
C. Carroll	486
Nuxhall	484
Rixey	440
Luque	395

Games Started

Rixey	356
Derringer	322
Luque	319
Walters	296
Vander Meer	278

Complete Games

Hahn	207
Walters	195
Derringer	189
Ewing	184
Luque	183

Innings Pitched

Rixey	2,890
Luque	2,669
Derringer	2,615
Walters	2,356
Nuxhall	2,169

Strikeouts

Maloney	1,592
Nuxhall	1,289
Vander Meer	1,251
Derringer	1,062
Nolan	1,035

Bases on Balls

Vander Meer	1,072
Walters	806
Maloney	786
Luque	756
Nuxhall	706

Wins

Rixey	179
Derringer	161
Walters	160
Luque	153
Maloney	134

Shutouts

Walters	32
Maloney	30
Vander Meer	30
Raffensberger	25
Derringer, Luque, Hahn	24

ERA*

Ewing	2.37
Hahn	2.52
Schneider	2.61
Walters	2.93
Nolan	3.01

*Based on 1000 or more Innings Pitched **500 or more games

Reds League Leaders

Batting (9)

J. B. "Cy" Seymour - 1905 (.377)
Hal Chase - 1916 (.339)
Edd Roush - 1917 (.341)
Edd Roush - 1919 (.321)
Eugene Hargrave - 1926 (.353)
Ernie Lombardi - 1938 (.342)
Pete Rose - 1968 (.335)
Pete Rose - 1969 (.348)
Pete Rose - 1973 (.338)

Runs Batted In (10)

Hal Chase - 1916 (84)
Frank McCormick - 1939 (128)
Ted Kluszewski - 1954 (141)
Deron Johnson - 1965 (130)
Johnny Bench - 1970 (148)
Johnny Bench - 1972 (125)
Johnny Bench - 1974 (129)
George Foster - 1976 (121)
George Foster - 1977 (149)
George Foster - 1978 (120)

Home Runs (7)

Sam Crawford - 1901 (16)
Fred Odwell - 1905 (9)
Ted Kluszewski - 1954 (49)
Johnny Bench - 1970 (45)
Johnny Bench - 1972 (40)
George Foster - 1977 (52)
George Foster - 1978 (40)

Runs Scored (13)

Bob Bescher - 1912 (120)
Heine Groh - 1918 (88)
William Werber - 1939 (115)
Frank Robinson - 1956 (122)
Vada Pinson - 1959 (131)
Frank Robinson - 1962 (134)
Tommy Harper - 1965 (126)
Pete Rose - 1969 (120)*
Joe Morgan - 1972 (122)
Pete Rose - 1974 (110)
Pete Rose - 1975 (112)
Pete Rose - 1976 (130)
George Foster - 1977 (124)

Base Hits (15)

J. B. "Cy" Seymour - 1905 (219)
Hal Chase - 1916 (184)
Heine Groh - 1917 (182)
Frank McCormick - 1938 (209)
Frank McCormick - 1939 (209)
Frank McCormick - 1940 (191)*

Ted Kluszewski - 1955 (192)
Vada Pinson - 1961 (208)
Vada Pinson - 1963 (204)
Pete Rose - 1965 (209)
Pete Rose - 1968 (210)*
Pete Rose - 1970 (205)*
Pete Rose - 1972 (198)
Pete Rose - 1973 (230)
Pete Rose - 1976 (215)

Doubles (16)

J. C. Beckley - 1901 (39)*
Harry Steinfieldt - 1903 (32*)
J. B. "Cy" Seymour - 1905 (40)
Heine Groh - 1917 (39)
Heine Groh - 1918 (28)
Edd Roush - 1923 (41)
Mike McCormick - 1940 (44)
Eddie Miller - 1947 (38)
Don Hoak - 1957 (39)
Vada Pinson - 1959 (47)
Vada Pinson - 1960 (37)
Frank Robinson - 1962 (51)
Pete Rose - 1974 (45)
Pete Rose - 1975 (47)
Pete Rose - 1976 (42)
Pete Rose - 1978 (51)

Triples (12)

Sam Crawford - 1902 (23)
J. B. "Cy" Seymour - 1905 (21)
John Ganzel - 1907 (16)*
Michael Mitchell - 1909 (17)
Michael Mitchell - 1910 (18)
Jake Daubert - 1922 (22)
Edd Roush - 1924 (21)
Floyd "Babe" Herman - 1932 (19)
Ival Goodman - 1935 (18)
Ival Goodman - 1936 (14)
Vada Pinson - 1963 (14)
Vada Pinson - 1967 (13)

Stolen Bases (7)

James Barrett - 1900 (46)
Bob Bescher - 1909 (54)
Bob Bescher - 1910 (70)
Bob Bescher - 1911 (81)
Bob Bescher - 1912 (67)
Lonny Frey - 1940 (22)
Bobby Tolan - 1970 (57)

Earned Run Avg. (6)

Adolfo Luque - 1923 (1.93)
Adolfo Luque - 1925 (2.63)
Bucky Walters - 1939 (2.29)
Bucky Walters - 1940 (2.48)
Elmer Riddle - 1941 (2.24)
Ed Heusser - 1944 (2.38)

Strikeouts (6)

Frank (Noodles) Hahn - 1901 (233)
Bucky Walters - 1939 (137)*
Johnny Vander Meer - 1942 (186)
Johnny Vander Meer - 1943 (174)
Ewell Blackwell - 1947 (193)

Percentage Ldrs. *(9)

Walter Reuther - 1919 (19-6-.760)
Peter Donohue - 1922 (18-9-.667)
Adolfo Luque - 1923 (27-8-.771)
Paul Derringer - 1939 (25-7-.781)
Elmer Riddle - 1941 (19-4-.826)
Bob Purkey - 1962 (23-5-.821)
Don Gullett - 1971 (16-6-.727)
Gary Nolan - 1972 (15-5-.750)
Don Gullett - 1975 (15-4-.789)
Tom Seaver - 1979 (16-6-.727)

MVP (10)

Ernie Lombardi - 1938
Bucky Walters - 1939
Frank McCormick - 1940
Frank Robinson - 1961
Johnny Bench - 1970
Johnny Bench - 1972
Pete Rose - 1973
Joe Morgan - 1975
Joe Morgan - 1976
George Foster - 1977

Rookie of Year (5)

Frank Robinson - 1956
Pete Rose - 1963
Tommy Helms - 1966
Johnny Bench - 1968
Pat Zachry - 1976*

All-Star MVP (3)

Joe Morgan - 1972
George Foster - 1976
Ken Griffey - 1980

World Series MVP (2)

Pete Rose - 1975
Johnny Bench - 1976

*Tied for League Lead
**Among Pitchers with 15 or more Victories

Individual Records Since 1900

Batting

Highest Batting Average	.377	J. Bentley (Cy) Seymour, 1905
Highest Slugging Average	.642	Ted Kluszewski, 1954
Most Games	163	Leo Cardenas, 1964, Pete Rose, 1974
Most At Bats	680	Pete Rose, 1973
Most Runs	134	Frank Robinson, 1962
Most Consecutive Games Scoring Run	17	Ted Kluszewski, 1954 (24 Runs)
Most Consecutive Games Driving In Run	10	Joe Morgan, 1975 (17 RBIs)
Most Hits	230	Pete Rose, 1973
Most One Base Hits	181	Pete Rose, 1973
Most Two Base Hits	51	Frank Robinson, 1962
	51	Pete Rose, 1978
Most Three Base Hits	23	Sam Crawford, 1902
Most Home Runs (Left Handed Batter)	49	Ted Kluszewski, 1954
Most Home Runs (Right Handed Batter)	52	George Foster, 1977
Most Career Home Runs (Pitcher)	13	Joe Nuxhall
Most Home Runs At Home	34	Ted Kluszewski, 1954
Most Home Runs On Road	31	George Foster, 1977
Most Home Runs, One Month	14	Frank Robinson, August, 1962
Most Extra Base Hits	92	Frank Robinson, 1962
Most Total Bases	388	George Foster, 1977
Most Runs Batted In	149	George Foster, 1977
Most Bases On Balls	132	Joe Morgan, 1975
Most Strikeouts	142	Lee May, 1969
Fewest Strikeouts	13	Frank McCormick, 1941
Most Hit By Pitch	20	Frank Robinson, 1956
Most Sacrifices (including sacrifice flies)	39	Jack Daubert, 1919
Most Sacrifice Bunts	31	Roy McMillan, 1954
Most Stolen Bases	81	Bob Bescher, 1911
Longest Batting Streak (Games)	44	Pete Rose, 1978
Most Grounded Into Double Plays	30	Ernie Lombardi, 1938
Fewest Grounded Into Double Plays	2	Bobby Adams, 1950
	2	Joe Morgan, 1976
Most Pinch Hits	19	Jerry Lynch, 1960, 61

Pitching

Most Victories	27	Adolfo Luque, 1923
	27	Bucky Walters, 1939
Most Consecutive Wins	16	Ewell Blackwell, 1947
Highest Percentage	.826	Elmer Riddle, 1941 (19-4)
Highest Percentage, 20 Game Winner	.821	Bob Purkey, 1962 (23-5)
Lowest Earned Run Average	1.58	Fred Toney, 1915
Most Games Lost	25	Paul Derringer, 1933
Most Consecutive Games Lost	12	Henry Thielman, 1902
	12	Peter J. Schneider, 1914
	12	Si Johnson, 1933
Most Games	90	Wayne Granger, 1969
Most Games Started	42	Frank (Noodles) Hahn, 1901
Most Complete Games	41	Frank (Noodles) Hahn, 1901
Most Games Finished	61	Ted Abernathy, 1967
Most Saves	37	Clay Carroll, 1972
Most Innings Pitched	375	Frank (Noodles) Hahn, 1901
Most Strikeouts	265	Jim Maloney, 1963
Most Bases On Balls	162	Johnny Vander Meer, 1943
Most Hit Batsmen	23	Jake Weimer, 1907
Most Home Runs	35	Sammy Ellis, 1966
Most Shutouts	7	Jake Weimer, 1906
	7	Fred Toney, 1917
	7	Hod Eller, 1919
	7	Ken Raffensberger, 1956, 1957
	7	Jack Billingham, 1973
Most Strikeouts, Game, Nine Innings	16	Frank (Noodles) Hahn, 5-22-01
	16	Jim Maloney, 5-21-63
Most Strikeouts, Extra Inning Game	18	Jim Maloney, (11 innings, 6-14-65)
Most Wild Pitches	19	Jim Maloney, 1963 & 1965
Most Runs	158	Frank (Noodles) Hahn, 1901
Most Earned Runs	145	Herm Wehmeier, 1950
Most Hits	368	Frank (Noodles) Hahn, 1901

Team Records Since 1900

Most At Bats	5,767 (1968)
Most Runs Scored	857 (1976)
Fewest Runs Scored	488 (1908)
Most Hits	1,599 (1976)
Fewest Hits	1,108 (1908)
Most Singles	1,191 (1922)
Most Doubles	281 (1968)
Most Triples	120 (1926)
Most Home Runs	221 (1956)
Most Grand Slams	7 (1974)
Most Home Runs By Pinch Hitters	12 (1957)
Most Total Bases	2,483 (1965)
Most Sacrifices (including sacrifice flies)	239 (1926)
Most Sacrifices (no sacrifice flies)	195 (1907)
Most Bases on Balls	693 (1974)
Most Strikeouts	1,042 (1969)
Most Hit Batsmen	51 (1956)
Most Runs Batted In	802 (1976)
Highest Batting Average	.296 (1922)
Lowest Batting Average	.227 (1908)
Most Grounded Into Double Plays	142 (1968)
Fewest Grounded Into Double Plays	93 (1935)
Most Men Left On Base	1,328 (1976)
Fewest Men Left On Base	997 (1921)
Most .300 Hitters	8 (1926)
Most Stolen Bases	310 (1910)
Most Double Plays	194 (1928, '31, '54)
Most Putouts	4,401 (1964)
Most Assists	2,151 (1905)
Most Errors	314 (1914)
Fewest Errors	95 (1977)
Most Consecutive Errorless Games	15 (1975)
Most Errorless Games	94 (1977)
Highest Fielding Average	.984 (1971, '75, '77)
Lowest Fielding Average	.952 (1914)
Most Games Won	108 (1975)
Most Games Lost	99 (1934)
Most Shutouts Won	23 (1919)
Most Shutouts Lost	24 (1908)
Most Consecutive Games Won	12 (1939, '57)
Most Consecutive Games Lost	19 (1914)
Most One-Run Games Won	41 (1940)

Collins To Aim For 81 in '81

If Dave Collins is to make another run at the Reds' stolen base record, he will have to set his sights a little higher. While researching Bob Bescher's 1911 season, Peter King of the Cincinnati Enquirer discovered one additional stolen base for the old timer. King's research was considered and approved by the Official Baseball Records Committee and Bescher's club record is now 81.

Year-by-Year with Reds in N.L. (1876-1979)

Year	Position	Won	Lost	Pct.	Manager	Pennant Winner
1876	Eighth	9	56	.138	Charles H. Gould	Chicago
1877	Sixth	15	42	.253	Lipman E. Pike, Robert E. Addy	Boston
1878	Second	37	23	.617	Calvin A. McVey	Boston
1879	Fifth	38	36	.514	Calvin A. McVey, James L. White	Providence
1880	Eighth	21	58	.263	John Edgar Clapp	Chicago
1890	Fourth	78	55	.586	Thomas J. Loftus	Brooklyn
1891	Seventh	56	81	.409	Thomas J. Loftus	Boston
1892*	Fifth	82	68	.547	Charles A. Comiskey	Boston
1893*	Sixth‡	65	63	.508	Charles A. Comiskey	Boston
1894*	Tenth	54	75	.419	Charles A. Comiskey	Baltimore
1895*	Eighth	66	64	.508	William Ewing	Baltimore
1896*	Third	77	50	.606	William Ewing	Baltimore
1897*	Fourth	76	56	.576	William Ewing	Boston
1898*	Third	92	60	.605	William Ewing	Boston
1899*	Sixth	83	67	.553	William Ewing	Brooklyn
1900	Seventh	62	77	.446	Robert Allen	Brooklyn
1901	Eighth	52	87	.374	John McPhee	Pittsburgh
1902	Fourth	70	70	.500	John McPhee, Frank Bancroft Joseph Kelley	Pittsburgh
1903	Fourth	74	65	.532	Joseph Kelley	Pittsburgh
1904	Third	88	65	.575	Joseph Kelley	New York
1905	Fifth	79	74	.516	Joseph Kelley	New York**
1906	Sixth	64	87	.424	Edward (Ned) Hanlon	Chicago
1907	Sixth	66	87	.431	Edward (Ned) Hanlon	Chicago**
1908	Fifth	73	81	.474	John Ganzel	Chicago**
1909	Fourth	77	76	.503	Clark Griffith	Pittsburgh**
1910	Fifth	75	79	.487	Clark Griffith	Chicago
1911	Sixth	70	83	.458	Clark Griffith	New York
1912	Fourth	75	78	.490	Henry O'Day	New York
1913	Seventh	64	89	.418	Joseph Tinker	New York
1914	Eighth	60	94	.390	Charles (Buck) Herzog	Boston**
1915	Seventh	71	83	.461	Charles (Buck) Herzog	Philadelphia
1916	Seventh	60	93	.392	Charles (Buck) Herzog Christy Mathewson	Brooklyn
1917	Fourth	78	76	.506	Christy Mathewson	New York
1918	Third	68	60	.531	Christy Mathewson Heine Groh	Chicago
1919	FIRST	96	44	.686	PATRICK MORAN	CINCINNATI**
1920	Third	82	71	.536	Patrick Moran	Brooklyn
1921	Sixth	70	83	.458	Patrick Moran	New York**
1922	Second	86	68	.558	Patrick Moran	New York**
1923	Second	91	63	.591	Patrick Moran	New York
1924	Fourth	83	70	.542	John (Jack) Hendricks	New York
1925	Third	80	73	.523	John (Jack) Hendricks	Pittsburgh**
1926	Second	87	67	.565	John (Jack) Hendricks	St. Louis**
1927	Fifth	75	78	.490	John (Jack) Hendricks	Pittsburgh
1928	Fifth	78	74	.513	John (Jack) Hendricks	St. Louis
1929	Seventh	66	88	.429	John (Jack) Hendricks	Chicago
1930	Seventh	59	95	.383	Dan Howley	St. Louis
1931	Eighth	58	96	.377	Dan Howley	St. Louis**
1932	Eighth	60	94	.390	Dan Howley	Chicago
1933	Eighth	58	94	.382	Owen (Donie) Bush	New York**
1934	Eighth	52	99	.344	Robert O'Farrell, Burt Shotten Charles Dressen	St. Louis**
1935	Sixth	68	85	.444	Charles Dressen	Chicago
1936	Fifth	74	80	.481	Charles Dressen	New York
1937	Eighth	56	98	.364	Charles Dressen Roderick (Bobby) Wallace	New York
1938	Fourth	82	68	.547	William McKechnie	Chicago
1939	FIRST	97	57	.630	WILLIAM McKECHNIE	CINCINNATI
1940	FIRST	100	53	.654	WILLIAM McKECHNIE	CINCINNATI**

Year	Position	Won	Lost	Pct.	Manager	Pennant Winner
1941	Third	88	66	.571	William McKechnie	Brooklyn
1942	Fourth	76	76	.500	William McKechnie	St. Louis**
1943	Second	87	67	.565	William McKechnie	St. Louis
1944	Third	89	65	.578	William McKechnie	St. Louis**
1945	Seventh	61	93	.396	William McKechnie	Chicago
1946	Sixth	67	87	.435	William McKechnie	St. Louis**
1947	Fifth	73	81	.474	John Neun	Brooklyn
1948	Seventh	64	89	.416	John Neun	Boston
1949	Seventh	62	92	.403	William (Bucky) Walters	Brooklyn
1950	Sixth	66	87	.431	J. Luther Sewell	Philadelphia
1951	Sixth	68	86	.442	J. Luther Sewell	New York
1952	Sixth	69	85	.448	J. Luther Sewell, Earle Brucker	Brooklyn
1953	Sixth	68	86	.442	Rogers Hornsby	New York*
1954	Fifth	74	80	.481	Rogers Hornsby	
1955	Fifth	75	79	.487	George (Birdie) Tebbetts	Brooklyn**
1956	Third	91	63	.591	George (Birdie) Tebbetts	Brooklyn
1957	Fourth	80	74	.519	George (Birdie) Tebbetts	Milwaukee**
1958	Fourth	76	78	.494	George (Birdie) Tebbetts	Milwaukee
1959	Fifth	74	80	.481	Jimmy Dykes	
1960	Sixth	67	87	.435	Mayo Smith	Los Angeles**
1961	FIRST	93	61	.604	Fred Hutchinson	
1962	Third	98	64	.605	Fred Hutchinson	Pittsburgh**
1963	Fifth	86	76	.531	Fred Hutchinson	CINCINNATI
1964	Second†	92	70	.568	Fred Hutchinson	San Francisco
1965	Fourth	89	73	.549	Dick Sisler	Los Angeles**
1966	Seventh	76	84	.475	Don Hefner, Dave Bristol	Los Angeles
1967	Fourth	87	75	.537	Dave Bristol	St. Louis**
1968	Fourth	83	79	.512	Dave Bristol	St. Louis
1969	Third†	89	73	.549	Dave Bristol	New York**
1970	FIRST†	102	60	.628	SPARKY ANDERSON	CINCINNATI
1971	Fourth††	79	83	.488	Sparky Anderson	Pittsburgh**
1972	FIRST†	95	59	.617	SPARKY ANDERSON	CINCINNATI
1973	FIRST†	99	63	.611	SPARKY ANDERSON	New York
1974	Second	98	64	.605	Sparky Anderson	Los Angeles
1975	FIRST†	108	54	.667	SPARKY ANDERSON	CINCINNATI**
1976	FIRST†	102	60	.630	SPARKY ANDERSON	CINCINNATI**
1977	Second	88	74	.543	Sparky Anderson	Los Angeles
1978	Second	92	69	.571	Sparky Anderson	Los Angeles
1979	FIRST†	90	71	.559	JOHN McNAMARA	Pittsburgh
1980	Third	89	73	.549	John McNamara	Philadelphia**

All-Time Tots. 7143 7043 .503

Finishes from 1876: First—10, Second—9, Third—12, Fourth—16, Fifth—13, Sixth—14, Seventh—11, Eighth—10, Tenth—1.

*12 Teams in National League **World Champions †Tied

†N.L. Split into two six team divisions, Reds member Western Division.

(NOTE: Cincinnati not member of National League 1881-1889)

Reds Winning Margins

Year	Won	Lost	Pct.	Margin	2nd
1919	96	44	.686	9	Giants
1939	97	57	.630	4½	Cardinals
1940	100	53	.654	12	Dodgers
1961	93	61	.604	4	Dodgers
1970	102	60	.628	14½	Dodgers
1972	95	59	.617	10½	Astros
1973	99	63	.611	3½	Dodgers
1975	108	54	.667	20	Dodgers
1976	102	60	.630	10	Dodgers
†1979	90	71	.559	1½	Astros

Reds Triple Crown Leaders

Year	Pct. Leader		H.R. Leader		RBI Leader	
1900	Beckley	.341	Crawford	7	Beckley	94
1901	Crawford	.330	Crawford	*16	Crawford	104
1902	Crawford	.333	Beckley	5	Crawford	78
1903	Donlin	.351	Seymour, Donlin	7	Steinfeldt	83
1904	Seymour	.313	Dolan	6	Corcoran	74
1905	Seymour	.377	Odwel	*9	Seymour	*121
1906	Huggins	.292	Seymour, Schlei	4	Schlei	54
1907	Mitchell	.292	Mitchell, Kane	3	Ganzel	64
1908	Lobert	.293	Lobert	4	Lobert	63
1909	Mitchell	.310	Hoblitzell, Lobert, Mitchell	4	Mitchell	86
1910	Lobert	.309	Mitchell	5	Mitchell	88
1911	Bates	.292	Hoblitzell	11	Hoblitzell	91
1912	Marsans	.317	Mitchell	4	Hoblitzell	85
1913	Tinker	.317	Bates	6	Tinker	57
1914	Groh	.288	Niehoff	4	Niehoff	49
1915	T. Griffith	.307	T. Griffith	4	T. Griffith	85
1916	Chase	*.339	Chase	4	Chase	82
1917	Roush	*.341	Chase, Roush, Thorpe	4	Chase	86
1918	Roush	.333	Roush	5	Magee	*76
1919	Roush	*.321	Groh	5	Roush	71
1920	Roush	.339	Daubert, Roush	4	Roush	90
1921	Roush	.352	Roush	4	Roush	71
1922	Harper	.340	Daubert	12	Duncan	94
1923	Roush	.351	Hargrave	10	Roush	88
1924	Roush	.348	Caveney, Bressler, Walker, Bohne	4	Roush	72
1925	Roush	.339	Roush, Smith	8	Roush	83
1926	Hargrave	*.353	Roush	7	Pipp	99
1927	Hargrave	.308	Walker	6	Walker	80
1928	Allen	.305	Picinich	7	Walker	73
1929	Walker	.313	Walker	7	Kelly	103
1930	Heilmann	.333	Heilmann	19	Heilmann	91
1931	Stripp	.324	Cullop	8	Cuccinello	93
1932	Herman	.326	Herman	16	Herman	87
1933	Hafey	.303	Bottomley	13	Bottomley	83
1934	Pool	.327	Hafey	18	Bottomley	78
1935	Lombardi	.343	Goodman, Lombardi	12	Goodman	72
1936	Lombardi	.333	Goodman	17	Cuyler	74
1937	Jordan	.282	Kampouris	17	Kampouris	71
1938	Lombardi	*.342	Goodman	30	F. McCormick	106
1939	F. McCormick	.332	Lombardi	20	F. McCormick	*128
1940	Lombardi	.319	F. McCormick	19	F. McCormick	127
1941	M. McCormick	.287	F. McCormick	17	F. McCormick	97
1942	F. McCormick	.277	F. McCormick	13	F. McCormick	89
1943	F. McCormick	.303	Tipton	9	Miller	71
1944	F. McCormick	.305	F. McCormick	20	F. McCormick	102
1945	Libke	.283	Miller	13	F. McCormick	81
1946	Hatton	.271	Hatton	14	Hatton	69
1947	Galan	.314	Miller	19	Miller	87
1948	Adams	.298	Sauer	35	Sauer	97
1949	Kluszewski	.309	Cooper	16	Hatton	69
1950	Kluszewski	.307	Kluszewski	25	Kluszewski	111
1951	Wrostek	.311	Ryan	16	Kluszewski	77
1952	Kluszewski	.320	Kluszewski	16	Kluszewski	86
1953	Kluszewski	.316	Kluszewski	40	Kluszewski	108
1954	Kluszewski	.326	Kluszewski	*49	Kluszewski	*141
1955	Kluszewski	.314	Kluszewski	47	Kluszewski	113
1956	Kluszewski	.302	Robinson	38	Kluszewski	102
1957	Hoak	.293	Robinson	29	Crowe	92
1958	Lynch	.312	Robinson	31	Robinson	83

Year	Pct. Leader		H.R. Leader		RBI Leader	
1959	Pinson	.316	Robinson	36	Robinson	125
1960	Robinson	.297	Robinson	31	Robinson	83
1961	Pinson	.343	Robinson	37	Robinson	124
1962	Robinson	.342	Robinson	39	Robinson	136
1963	Pinson	.313	Pinson	22	Pinson	106
1964	Robinson	.306	Robinson	29	Robinson	96
1965	Rose	.312	Robinson	33	Johnson	130
1966	Rose	.313	Johnson	24	Cardenas	81
					Johnson	81
1967	Rose	.301	Perez	26	Perez	102
1968	Rose	*.335	May	22	Perez	92
1969	Rose	*.348	May	38	Perez	122
1970	Perez	.317	Bench	*45	Bench	*148
1971	Rose	.304	May	39	May	98
1972	Rose	.307	Bench	*40	Bench	*125
1973	Rose	*.338	Perez	27	Bench	104
1974	Morgan	.293	Bench	33	Bench	*129
1975	Morgan	.327	Bench	28	Bench	110
1976	Griffey	.336	Foster	29	Foster	*121
1977	Foster	.320	Foster	*52	Foster	*149
1978	Rose	.302	Foster	*40	Foster	*120
1979	Knight	.318	Foster	30	Foster	97
1980	Collins	.303	Foster	25	Foster	93

*Led League

Reds With 200 Hits In Season

230—Pete Rose, 1973	208—Vada Pinson, 1961
219—Cy Seymour, 1905	Frank Robinson, 1961
218—Pete Rose, 1969	205—Pete Rose, 1966 & 1970
215—Pete Rose, 1976	Vada Pinson, 1959
210—Pete Rose, 1968 & 1975	Jake Daubert, 1922
209—Frank McCormick, 1938 & 1939	204—Vada Pinson, 1963 & 1965
Pete Rose, 1965	Pete Rose, 1977

Reds' Gold Glove Winners

1957	1969	1975
Roy McMillan, SS	Johnny Bench, C	Johnny Bench, C
	Pete Rose, OF	Joe Morgan, 2B
1958	1970	Dave Concepcion, SS
Harvey Haddix, P (1)	Johnny Bench, C	Cesar Geronimo, OF
Roy McMillan, SS	Tommy Helms, 2B	
Frank Robinson, OF (1)	Pete Rose, OF (2)	1976
1959	1971	Johnny Bench, C
Roy McMillan, SS (3)	Johnny Bench, C	Joe Morgan, 2B
1961	Tommy Helms, 2B (2)	Dave Concepcion, SS
Vada Pinson, OF (1)	1972	Cesar Geronimo, OF
1963	Johnny Bench, C	1977
John Edwards, C	1973	Johnny Bench, C (10)
1964	Johnny Bench, C	Joe Morgan, 2B (5)
John Edwards, C (2)	Joe Morgan, 2B	Dave Concepcion, SS
1965	1974	Cesar Geronimo, OF (4)
Leo Cardenas, SS (1)	Johnny Bench, C	1979
1968	Joe Morgan, 2B	Dave Concepcion, SS (5)
Johnny Bench, C	Dave Concepcion, SS	
	Cesar Geronimo, OF	

(number in parentheses indicates number of Gold Gloves)

Rules of Interest

PLAYER LIMITS: 40 until opening day, when the number must be reduced to 25 until September 1, when it again becomes 40.

DETERMINING BATTING AVERAGE: Divide the number of at bats into the number of hits.

DETERMINING AN EARNED RUN AVERAGE: Multiply the number of earned runs by nine; take the number and divide it by the number of innings pitched.

DETERMINING SLUGGING PERCENTAGE: Divide the total bases of all safe hits by the total times at bat (At bats do not include walks, sacrifices, hit by pitcher, or times awarded first base because of interference or obstruction).

DETERMINING PERCENTAGE OF GAMES WON AND LOST: Divide the number of games won by the total games won and lost.

CONSECUTIVE HITTING STREAKS: A consecutive hitting streak shall not be terminated if the plate appearance results in a base on balls, hit batsman, defensive interference or a sacrifice bunt. A sacrifice fly shall terminate the streak.

CONSECUTIVE-GAME HITTING STREAKS: A consecutive-game hitting streak shall not be terminated if all the player's plate appearances (one or more) result in a base on balls, hit batsman, defensive interference or a sacrifice bunt. The streak shall terminate if the player has a sacrifice fly and no hit.

CONSECUTIVE-GAME PLAYING STREAK: A consecutive-game playing streak shall be extended if the player plays one half-inning on defense, or if he completes a time at bat by reaching base or being put out. A pinch-running appearance only shall not extend the streak. If a player is ejected from a game by an umpire before he can comply with the requirements of this rule, his streak shall continue.

TRADING REGULATIONS: Players are available on waivers in reverse order of standings, at the time waivers expire, if more than 30 days after start of the season; otherwise in reverse order of standings at close of preceding season.

INTER-LEAGUE TRADES: Midnight, five days after the World Series — Midnight preceding the last scheduled day of Winter Meetings. Another period Midnight Feb. 15—Midnight April 1.

TRADING WITHIN LEAGUE: Midnight, the last day of the season — Midnight, June 15 — No waivers necessary. Midnight, June 15 — Midnight, the last day of the season — League waivers necessary.


GAME WINNING RBI: The RBI that gives your team a lead that it never relinquishes

BATTING AND ERA CHAMPION QUALIFICATIONS: 502 or more plate appearances. 162 or more innings pitched.

ROOKIE QUALIFICATIONS: A player shall be considered a rookie unless, during a previous season or seasons, he has (A) exceeded 130 at bats or 50 innings pitched in the major leagues; or (B) accumulated more than 45 days on the active roster of a major league club or clubs during the period of the 25-player limit (excluding time in military service).

DETERMINING MAGIC NUMBER: To figure "Magic Number" in pennant race, compute the number of games yet to be played, add one, then subtract the number of games ahead, in the lost column of the standings from the closest opponent.

QUALIFICATIONS FOR A SAVE: Pitcher is credited with a save when he meets all 3 of the following conditions: (1) he is the finishing pitcher in a game won by his club; (2) he is not the winning pitcher; (3) he qualifies under one of the following conditions: (a) he enters the game with a lead of no more than three runs and pitches for at least one inning; (b) or he enters the game with the potential tying run either on base or at bat or on deck; (c) or he pitches effectively for at least three innings.



Reds History

History of the Reds

The history of professional baseball begins in Cincinnati, where the "ancestors" of the current Cincinnati Reds, the Reds Stockings began play 109 years ago.

That first professional team, led by Harry and George Wright played on a spot where Union Terminal on Cincinnati's near West Side now stands. It's first recorded game was a practice contest against a "Picked Nine" from Cincinnati, April 17, 1869, which was won by the Reds Stockings, 24-15. After six more games of this first "pre-season" the Reds embarked on their famous tour. The first regular game was scheduled against the Antioch Nine on May 31, but that became the first rain out in professional baseball history. The first official game took place the next day, June 1, 1869 as the Red Stockings defeating the Mansfield Independents, 48-14.

That first Red Stockings team that was organized by Harry Wright, a Newport, Ky., jeweler, was fabulous. During the first two years of play the team went 130 consecutive games without a loss before the Brooklyn Atlantics finally beat the Red Stockings in June of 1870.

In 1876 the National League was founded and the Red Stockings became a charter member, although the club dropped out of the league for 10 years because the league would not permit sale of beer in the park. The Red Stockings joined the American Association for the 1882-83 seasons and also played in the Union Association, but rejoined the National League in 1890.

The turn of the century saw one of the most colorful men ever associated with the team take over the presidency of the club. August "Garry" Herrmann was the club president from 1902 until 1927 when he was forced to retire because of blindness.

A host of famous players paraded through the Herrmann regime. Noodles Hahn was a standout pitcher and Cy Seymour won the Reds' first batting championship, hitting .378 in 1905, a mark that still stands in the Cincinnati record book.

And later came Edd Roush, an all-time great centerfielder, and Heinie Groh, the famous third baseman who used a bottle bat. They formed the nucleus of Cincinnati's first pennant winner in 1919 and then beat the Chicago White Sox in the World Series.

The Reds came close the next few years, but couldn't match up with John McGraw's powerful New York Giants. Players such as Eppa Rixey, who holds the club record with 179 career wins and Bubbles Hargrave, the first catcher ever to win a batting title kept the Reds in the running during the 20's, but there wasn't another pennant until 1939.

After Herrmann resigned control of the club in the late 20's, Sidney Weil assumed command. When the depression crippled him, Powel Crosley purchased the Reds, more for civic purposes than any other cause. It was strongly rumored that the Cincinnati franchise might be moved and Crosley felt that the City needed a major league baseball team.

Crosley, the famous radio tycoon, was sold on the franchise by Larry McPhail, the club's general manager. MacPhail, who had made a name for himself at Columbus, was one of the early promoters and opened up a new era of baseball when the Reds became the first team to play at night. Lights were installed at Crosley Field and the Reds and Phillies met in the first night game on May 24, 1935.

Two years later a new chapter opened in Cincinnati as Warren Giles was named the club's general manager. Although the Reds finished last in Giles' first year, the team began to move in 1938, jumping to fourth. By 1939 the club had matured into the National League's best. The Reds won back to back pennants in '39-'40 and captured the World Series in 1940, beating the Detroit Tigers in an exciting seven-game series.

Some of the great names of Reds' history were on those clubs. Paul Derringer, Bucky Walters and Johnny Vander Meer were well-known pitchers. Ernie Lombardi, Frank McCormick and Walters were Most Valuable Player winners.

World War II and age caught up with the Reds in the 40's and the club began rebuilding in the late 40's and early 50's. Ewell Blackwell became the only pitcher to pitch in six consecutive All-Star games. Ted Kluszewski was signed off the Indiana University campus.

But Giles left the Reds in 1951 and was named President of the National League. His successor was Gabe Paul who put together a powerful hitting team in the mid-fifties. The Reds nearly won the pennant in 1956, losing by two games to Brooklyn, but the fans fell in love with this team. The Reds hit the million mark in paid attendance for the first time and in '56 they tied the NL record for most team home runs, 221. Birdie Tebbets was named Manager of the Year.

Fred Hutchinson took command of the Reds in 1960 and in '61 they startled most baseball "experts" by winning the NL pennant. Frank Robinson, who had been Rookie of the Year in 1956, was Most Valuable Player, and Vada Pinson nearly won the batting title. Under Hutch, who died of cancer in 1964, the Reds remained close. They won 98 games in 1962, but finished third. They came within one game in 1964.

Rumors again spread in 1966 that the Reds would leave Cincinnati. They were silenced quickly, however, when a group of businessmen headed by Francis L. Dale purchased the Reds and pledged allegiance to the city with a 40-year lease, thus assuring construction of a new stadium.

The group named Bob Howsam General Manager in 1967, and six years later he moved up to the club presidency. In 1978 Dick Wagner was elected President of the Reds with Howsam assuming the title of Vice-Chairman of the Board.

Sparky Anderson became the manager in 1970 and guided the team for nine seasons, being replaced by John McNamara in November, 1978.

The Reds moved into Riverfront Stadium June 30, 1970, ending a long association with Crosley Field, and before that Redland Field. A total of 4,543 games were played at the old park which was officially dedicated April 11, 1912. It was Redland Field then and became Crosley Field after Crosley purchased the Reds.

The Team of The '70s

It was known as the Team of the 70's and for good reason. From 1970, when the team won its first Western Division title, through 1979, when it won its sixth Divisional race, the Reds won more games and more titles than any other major league team.

The Reds piled up 953 regular season victories in the ten years of the 1970's, an average of 95.3 per season with a .593 winning percentage and an impressive mark of consistency.

The two teams involved in the 1979 World Series were the Reds' top challengers. Baltimore won 944 regular season games and Pittsburgh won 916.

Reds fans saw a total of 12 championships by the Reds, six Western Division titles (1970-72-73-75-76-79); four National League titles (1970-72-75-76); and back-to-back World Championships in 1975 and 1976.

Oakland, with 11 titles in a five-year period, was next. Pittsburgh ended the decade with 10 titles and Baltimore had 9.

The 70's will be remembered not only for the championship appearances (detailed on pages 110-116) but for the many memorable moments that were packed into that 10-year period.

Reds fans said goodbye to Crosley Field and the first century of baseball's oldest professional team June 24, 1970 and six days later, a little over two years after the first spadeful of dirt was turned, Riverfront Stadium opened to a crowd of over 50,000 cheering fans.

The All-Star game came to Cincinnati that year and it was a good one, with the National League winning in the 12th inning when Pete Rose crashed into Cleveland catcher Ray Fosse to score the winning run. Johnny Bench, at 22 years of age, won the Most Valuable Player Award that year, the first of six awards Reds players would garner in the decade.

Through the decade, Bench combined with players such as Lee May, Tony Perez, Joe Morgan and George Foster to form a power-packed lineup that became known as "The Big Red Machine."

In 1978, Pete Rose became the 13th player in history to get 3,000 hits and later that year he put together a 44-game hitting streak, longest in modern National League history.

As the decade progressed, the Reds asserted themselves more and more with their pitching. Tom Seaver was acquired in 1977 and he joined a talented crop of hurlers developed through the Reds farm system.

The 1979 team, which wrote the final chapter of the 70's, did not possess the overpowering attack that marked the World Championship teams of 1975 and 1976. But under Manager John McNamara, it was a team that won the hearts of the fans for the way it continually overcame adversity to produce another title.

The team also provided, partly by design and partly by necessity, the opportunity for some new faces to emerge, young players such as Frank Pastore, Ron Oester, Tom Hume and Mario Soto who provided the basis for building a team of the 80's.

Reds At Cooperstown

A total of 32 former Cincinnati Reds players, managers and executives have been elected to the Baseball Hall of Fame at Cooperstown, N.Y. Newest former Red to be enshrined was Amos Rusie, elected by the Old-Timer's Committee last year. Following is a list of Reds players, managers and executives.

Jake Beckley	Chick Hafey	George Kelly	Amos Rusie
Jim Bottomley	Candy Cummings	Mike Kelly	Al Simmons
Three-Finger Brown	†Warren Giles	Rube Marquard	Joe Tinker
*Charles Comiskey	Jess Haines	Christy Mathewson	Dazzy Vance
Sam Crawford	Harry Heilmann	*Bill McKechnie	*Rod Wallace
Ki Ki Cuyler	*Rogers Hornsby	Charles Radbourne	Lloyd Waner
Buck Ewing	Miller Huggins	Eppa Rixey	George Wright
Clark Griffith	Joe Kelley	Edd Roush	Harry Wright
		†Executive	*Manager

10-Year Won-Lost Breakdown

	1971	1972	1973	1974	1975	1976	1977	1978	1979	1980
At Home	46-35	42-34	50-31	50-31	64-17	49-32	48-33	49-31	48-32	44-37
Away	33-48	53-25	49-32	48-33	44-37	53-28	40-41	43-38	42-39	45-36
Day Games	27-25	29-23	39-26	37-23	42-15	37-22	32-27	37-21	31-28	32-28
Night Games	52-58	66-36	60-37	61-41	66-39	65-38	56-47	56-36	59-43	57-45
Vs. RHP	67-62	67-46	72-43	71-45	82-32	69-41	53-46	55-48	55-45	61-53
Vs. LHP	12-21	28-13	27-20	27-19	26-22	33-19	35-28	36-33	35-26	28-20
1-Run Games	30-28	26-18	31-20	22-27	33-20	31-24	24-23	33-19	30-30	32-18
Extra-Inning	4- 8	8- 8	12- 9	8- 8	11- 4	10- 4	4- 5	11- 4	5- 6	7- 6
Shutouts	11-13	14- 8	17- 8	11-18	8- 5	12- 8	12- 9	10- 9	10- 5	12- 9
In April	8-12	5- 8	13- 8	10- 9	12-11	10- 7	9-10	13- 8	11-10	13- 6
May	12-17	18-10	14-13	17-10	16-10	18-10	13-13	17-11	15-12	13-14
June	16-15	18- 9	12-16	17-12	22- 7	18-12	18-10	14-14	15-14	11-15
July	13-16	16-10	24- 7	19-12	20- 9	20- 9	11-18	18-10	17-15	16-14
August	19-10	21- 9	17-11	18- 9	21- 8	18-11	21-11	10-18	19- 7	18-10
Sept.-Oct.	11-13	17-13	19- 8	17-12	17- 9	19-11	16-12	20- 8	13-13	18-14
Before All-Star	41-51	55-33	57-42	58-40	61-29	53-33	48-41	49-37	48-45	41-38
After All-Star	38-32	40-26	42-21	40-24	47-25	49-27	40-33	43-32	42-26	48-35

10-Year Inter-Club Won-Lost Statistics

vs.	1971	1972	1973	1974	1975	1976	1977	1978	1979	1980
Braves	9- 9	9- 9	13- 5	11- 7	15- 3	12- 6	14- 4	12- 6	12- 6	16- 2
Cubs	6- 6	4- 8	4- 8	7- 5	11- 1	9- 3	5- 7	5- 7	5- 7	5- 7
Astros	5-13	11- 6	11- 7	14- 4	13- 5	12- 6	5-13	11- 7	8-10	8-10
Dodgers	7-11	9- 5	11- 7	6-12	8-10	13- 5	10- 8	9- 9	11- 7	9- 9
Expos	7- 5	8- 4	8- 4	6- 6	8- 4	9- 3	7- 5	8- 4	6- 6	3- 9
Mets	8- 4	8- 4	8- 4	9- 3	8- 4	6- 6	10- 2	7- 5	8- 4	8- 4
Phillies	5- 7	10- 2	8- 4	8- 4	7- 5	5- 7	8- 4	7- 5	8- 4	7- 5
Pirates	5- 7	8- 4	7- 5	8- 4	6- 6	8- 4	3- 9	4- 7	8- 4	6- 6
Cardinals	8- 4	10- 2	6- 6	6- 6	8- 4	6- 6	5- 7	8- 4	8- 4	5- 7
Padres	10- 8	8-10	13- 5	12- 6	11- 7	13- 5	11- 7	9- 9	10- 7	15- 3
Giants	9- 9	10- 5	10- 8	11- 7	13- 5	9- 9	10- 8	12- 6	6-12	7-11

Robert L. Howsam

Vice-Chairman

Bob Howsam who served as the Reds chief executive for 11 years, maintains an active role with the Reds and baseball. He is a member of baseball Executive Committee, Player Relations Committee and Radio-Television Committee and he represents the club at Major League and National League meetings.

The Howsam Years will be remembered as glory ones in Reds history. He took charge of running the Reds in 1967 after a successful tenure as General Manager of St. Louis. Strengthening the farm system and establishing long-term promotion and public relations programs (like Straight A) were among his first moves. He presided over the move from Crosley Field to Riverfront Stadium in 1970.



The Big Red Machine's success in the seventies is well documented – five division titles, four National League Pennants, and back-to-back World Series wins in '75 and '76. Howsam was named baseball's Executive-of-the-Year in 1973.

Robert L. Howsam is a Colorado native. His days in baseball go back to 1948 when his family purchased and ran Denver's minor league club. He was one of the founders of the American Football League, owning the Denver Broncos in their early years. After a few years in the investment business, he returned to baseball in 1964 to take over the Cardinals.

Born Feb. 28, 1918, Howsam is married to the former Janet Johnson. They have two sons, Robert of New York City and Edwin, who lives in Phoenix and is a Reds Scouting Supervisor.

Cincinnati Reds Presidents

Aaron A. Stern, 1890	Warren C. Giles, 1946-1951
John T. Brush, 1891-1902	Powel Crosley, 1951-1961
August (Gary) Hermann, 1902-1927	William D. DeWitt, 1961-1966
C. J. McDiarmid, 1928-1929	Francis L. Dale, 1967-1973
Sidney Weil, 1930-1933	Robert L. Howsam, 1973-1978
Powel Crosley, 1934-1946	Richard Wagner, 1978 to date

All-Time Reds Roster Since 1900

- A**
- ABERNATHY, Ted, P, '67-'68
 ABRAMS, Cal, OF, '52
 ABRAMS, George, P, '23
 ABREU, Jos, IF, '42
 ACKER, Tom, P, '56-'59
 ADAMS, Bobby, IF, '46-'55
 AD 'MS, Karl, P, '14
 ADAMS, Sparky, IF, '34
 ADCOCK, Joe, IF, '50-'52
 ALCALA, Santo, P, '70-'77
 ALENO, Chuck, IF, '41-'44
 ALLEN, Bob, IF, 1900
 ALLEN, Ethan, OF, '26-'30
 ALLEN, Nick, C, '16-'20
 ALMEIDA, Rafael, IF, '11-'13
 ALTIZER, Dave, IF, '10-'11
 ALVAREZ, Rogelio, IF, '60-'62
 AMES, Red, P, '10-'15
 AMOR, Vincente, P, '57
 ANDERSON, Harry, IF, '60-'61
 ANDERSON, Wingo, P, '10
 ANDREWS, Nate, P, '46
 APPLETON, Pete, P, '27-'28
 ARMBRISTER, Ed, OF, '73-'77
 ARNOVICH, Morrie, OF, '40
 ARRIGO, Gerry, P, '65-'69
 ARROYO, Luis, P, '33
 ASBJORNSON, Asby, C, '31-'32
 ASH, Ken, P, '28-'30
 AUERBACH, Rick, IF, '77-'80
 AUTRY, Chick, OF, '07-'09
 AVREA, Jim, P, '50
 AZCUE, Joe, C, '60
- B**
- BACZEWSKI, Fred, P, '53-'55
 BAGBY, Jim, P, '10
 BAILEY, Bob, IF, OF, '76-'77
 BAILEY, Ed, C, '53-'61
 BAILEY, Jim, P, '59
 BAIR, Doug, P, '78
 BAKER, Ernie, P, '06
 BALCENA, Bobby, OF, '58
 BALDSCHEIN, Jack, P, '69-'67
 BALDWIN, Frank, C, '53
 BALENTI, Mike, IF, 1911
 BANEY, Dick, P, '73-'74
 BARNES, Junie, P, '34
 BARRETT, Jimmy, OF, '00, '06
 BARRETT, Red, P, '37-'40
 BARRY, Shad, IF, OF, '05-'06
 BARTON, Bob, C, '73
 BATES, Johnny, OF, '11-'14
 BATT, Matt, C, '55-'58
 BAUMER, Jim, IF, '61
 BAUMHOLTZ, Frank, OF, '47-'49
 BAY, Harry, OF, 1901-'02
 BAYLESS, Dick, OF, '08
 BEALL, Johnny, OF, '13, '15-'16
 BEAUCHAMP, Jim, IF, OF, '69-'69
 BECK, Clyde, IF, '31
 BECK, Erve, OF, '02
 BECK, Fred, OF, '11
 BECK, Walter, P, '45
 BECKER, Beate, OF, '13
 BECKLEY, Jack, P-IF, '00-'03
 BECKMAN, Jim, P, '27-'28
 BEEBE, Fred, P, '10
 BEELER, Jodie, IF, '44
 BEGGS, Joe, P, '40-'44, '46-'47
 BEGLEY, Jim, IF, '24
 BEHNEY, Mel, P, '70
 BELL, Gus, OF, '63-'61
 BELINSKY, Ben, P, '70
 BENCH, Johnny, C, '67
 BENGE, Ray, P, '38
 BENTON, Larry, P, '30-'34
 BENTON, Rubie, P, '10-'15, '23-'25
 BERENYI, Bruce, P, '60
 BERGEN, Bill, P-C, '01-'03
 BERGER, Wally, OF, '38-'40
 BERGHAMMER, Marty, IF, '13-'14
 BESCHER, Bob, OF, '05-'13
 BETTS, Hal, P, '13
 BEVAN, Hal, C, '61
 BIEMILLER, Harry, P, '25
 BILKO, Steve, IF, '58
 BILLINGHAM, Jack, P, '72-'77
 BLACK, Joe, P, '53-'56
 BLACKBURN, Earl, C, '13
 BLACKBURN, John, P, '48-'51
 BLACKBURN, Lena, IF, '18
 BLACKWELL, Ewell, P, '42, '46-'52
- BLAIR, Paul, OF, '79
 BLAKE, Ed, P, '53
 BLAKELY, Link, OF, '34
 BLANKENSHIP, Cliff, IF, '05
 BLASINGAME, Don, IF, '61-'63
 BLATERIC, Steve, P, '71
 BLOODWORTH, Jimmy, IF, '49-'50
 BLOTT, Jack, C, '24
 BLUEGE, Otto, IF, '32-'33
 BLUEJACKET, Jim, P, '16
 BOEHMER, Len, IF, '67
 BOHNE, Sammy, IF, '21-'26
 BOLGER, Jim, OF, '50-'51, '54
 BONGIOVANNI, Nino, OF, '38-'39
 BONHAM, Bill, P, '78
 BORRON, Pedro, P, '70-'79
 BORDAGARAY, Frenchy, OF, '39
 BORKOWSKI, Bob, OF, '52-'55
 BOROS, Steve, IF, '64-'65
 BOTTNER, Mel, P, '45
 BOTTORLEY, Jim, IF, '33-'35
 BOWMAN, Joe, P, '45
 BOYD, Ray, P, '11
 BRADFORD, Buddy, OF, '71
 BRADY, Neal, P, '25
 BRAIN, Dave, OF, '68
 BRAVO, Angel, OF, '70-'71
 BREEDEN, Dan, C, '09
 BREITENSTEIN, Ted, P-OF, '00
 BRENNAN, Don, P, '34-'37
 BRENTON, Lynn, P, '20-'21
 BRESSLER, Rubie, P-IF, '17-'27
 BREWSTER, Charlie, IF, '43
 BRIDGES, Marshall, P, '60-'61
 BRIDGES, Rocky, IF, '53-'57
 BRIDWELL, Al, IF, '05
 BRIGHT, Harry, IF, '63
 BRITAIN, Gus, C, '37
 BROSEMAN, Jack, P, '69-'63
 BROVIA, Joe, OF, '55
 BROWN, Curly, P, '15
 BROWN, Jumbo, P, '37
 BROWN, Mordecai, P, '13
 BRUGGY, Frank, C, '25
 BURGESS, Smokey, C, '55-'56
 BURKHART, Ken, P, '48-'48
 BURNS, Bill, P, '10-'11
 BURNS, George, OF, '22-'24
 BURNS, Joe, OF, '10
 BURNSIDE, Sheldon, P, '80
 BURPO, George, P, '46
 BUSH, Guy, P, '45
 BUSHELMAN, Jack, P, '09
 BYERLY, Bud, P, '50-'52
 BYRD, Sammy, OF, '35-'36
- C**
- CALDWELL, Mike, P, '77
 CALLAGHAN, Marty, OF, '28, '30
 CALLAHAN, Ray, P, '15
 CAMPBELL, Archie, P, '30
 CAMPBELL, Billy, P, '07-'08
 CAMPBELL, Gilly, C, '35-'37
 CANTWELL, Tom, P, '09-'10
 CAPILLA, Doug, P, '77-'79
 CARBO, Bernie, OF, '69-'72
 CARDENAS, Leo, IF, '60-'66
 CARNICHAEL, Chel, P, '09
 CARR, Charlie, IF, '07
 CARROLL, Clay, P, '65-'75
 CARROLL, Owen, P, '31-'32
 CARROLL, Tom, P, '74-'75
 CARTER, Arnold, P, '44-'45
 CARTER, Howard, IF, '36
 CASARELLA, Joe, P, '37-'38
 CASE, Charlie, P, '01
 CASTLETON, Roy, P, '09-'10
 CAVENY, Ike, IF, '22-'25
 CHAGON, Elio, IF, '60-'61
 CHANEY, Darrel, IF, '69-'75
 CHAPMAN, Calvin, IF, '35-'35
 CHAPMAN, Harry, C, '13
 CHAPPELLE, Bill, P, '09
 CHARLES, Chappy, IF, '09-'10
 CHASE, Hal, IF, '16-'18
 CHECH, Charlie, P, '05-'06
 CHOZEN, Harry, C, '37
 CHRISTENSEN, Walter, OF, '26-'27
 CHURCH, Bubba, P, '52-'53
 CLARKE, Al, P, '21
 CLARKE, Tommy, C, '09-'17
 CLAY, Dale, OF, '43-'46
 CLINE, Ty, OF, '70-'71
 CLOWINGER, Tony, P, '68-'71
 COAKLEY, Phil, P, '07-'08
- COATES, Jim, P, '63
 COCHRAN, Al, P, '15
 COCKER, Jim, C, '64-'67
 COLEMAN, Gordy, IF, '60-'67
 COLES, Chuck, OF, '58
 COLLINS, Dave, OF, '78
 COLLUM, Jackie, P, '53-'55
 COMBE, Geoff, P, '8
 COMPTON, A. Adair, OF, '34-'35
 COMPTON, Jack, P, '11
 CONCEPTION, Dave, IF, '70-'70
 CONLEY, Jim, P, '18
 COOK, Cliff, IF, '59-'62
 COOKE, Dusty, OF, '38
 COOPER, Walker, C, '49-'50
 CORBIT, Claude, IF, '46, '48-'49
 CORCORAN, Mickey, IF, '10
 CORCORAN, Tommy, IF, '00-'06
 CORRALES, Pat, C, '68-'72
 CORRELL, Vic, C, '78-'80
 COUCH, Johnny, P, '22-'23
 COULSON, Bob, OF, '28
 COUMBE, Fritz, P, '20-'21
 COVELESKI, Harry, P, '10
 CRABTREE, E. OF, '29, '31-'32, '43-'44
 CRAFT, Harry, OF, '37-'42
 CRAIG, Roger, P, '68
 CRAMER, Bill, P, '12
 CRANE, Sam, IF, '20-'21
 CRAWFORD, Pat, IF, '30
 CRAWFORD, Sam, OF, '00-'02
 CREGAN, Pete, OF, '03
 CRESS, Walker, P, '48-'49
 CRISCOLA, Tony, OF, '44
 CRITZ, Hughie, IF, '24-'30
 CROMPTON, Ned, OF, '09-'10
 CROSBY, Ed, IF, '73
 CROUGH, Jack, C, '33
 CROUSE, George, IF, '56-'58
 CROWLEY, Terry, IF, '07, '74-'75
 CRUZ, Hector, OF, '79-'80
 CUCCINELLO, Tony, IF, '30-'31
 CUELLAR, Mike, P, '59
 CUETO, Manuel, IF-OF, '17-'19
 DALCOUR, Bill, OF, '30-'31
 CULVER, Clarence, P, '56-'69
 CURRIE, George, P, '02
 CUYLER, Kiki, OF, '35-'37
- D**
- DALE, Gene, P, '15-'16
 DALEY, Tom, OF, '13
 DALEY, Tom, IF, '03
 DANIELS, Bert, OF, '14
 DARCY, Pat, P, '74-'76
 DASSO, Frank, P, '45-'46
 DAUBERT, Jake, IF, '19-'24
 DAVENPORT, Dave, P, '14
 DAVIDSON, Ted, P, '65-'68
 DAVIS, Frank, P, '12
 DAVIS, George, OF, '37-'38
 DAVIS, Lefter, OF, '07
 DAVIS, Ray, P, '36-'39
 DAVIS, Spud, C, '37-'38
 DAY, Clyde, P, '26
 DEAL, John, IF, '06
 DEARMOND, Charlie, IF, '03
 DEFREITES, Arturo, IF, '78-'79
 DEISEL, Pat, C, '93
 DEJAN, Mike, OF, '40
 DELAHANTY, Jim, IF, '06
 de la CRUZ, Tommy, P, '44
 de la HOZ, Mike, IF, '69
 DEPHILLIPS, Tony, C, '43
 DERRICK, Claude, IF, '14
 DERRINGER, Paul, P, '33-'42
 DEVORE, Josh, OF, '13
 DIBUT, Pedro, P, '24-'25
 DICKSON, Jim, P, '64
 DIMAGGIO, Vinco, OF, '38-'40
 DIXON, Ed, '29
 DOAK, Bill, P, '12
 DOBBS, John, OF, '01-'02
 DOBERNIC, Jess, P, '49
 DOLAN, Al, IF, '09
 DOLAN, Pat, OF, '03-'05
 DONLON, Ed, P, '10
 DONLIN, Mike, OF, '02-'04
 DONOHUE, Pete, P, '21-'30
 DOONIN, Red, C, '15
 DORNER, Gus, P, '06
 DOSCHER, Jack, P, '08
 DOTYER, Dutch, C, '57-'60
 DOUGLAS, Astyanax, C, '21, '25
 DOUGLAS, Phil, P, '14-'15

DOUTHIT, Taylor, OF, '31-'33
DOYLE, Jim, IF, 10
DOYLE, Judd, P, 10
DRABOWSKY, Moe, P, '62
DRESSEN, Chuck, IF, '25-'31
DREWS, Karl, P, '54
DRIESSEN, Dan, OF, '73-
DROPO, Walt, IF, '58-'59
DRUHOT, Carl, P, '06
DUBUC, Jean, P, '08-'09
DUFFALO, Jim, P, '65
DUFFY, Frank, IF, '70-'71
DUMQUILN, Dan, P, '77-'78
DUNCAN, Pat, OF, '19-'24
DURBIN, Kid, OF, '09
DUREN, Ryne, P, '64
DURNBAUGH, Bobby, IF, '57
DURROCHER, Leo, IF, '30-'33
DYWER, Joe, OF, '37
DYCK, Jim, OF, '56

E

EASTWICK, Rawly, P, '74-'77
ECKERT, Al, P, '35-'37
EDWARDS, Bruce, C, '56
EDWARDS, Hank, OF, '51-'52
EDWARDS, Jim, P, '28
EDWARDS, Johnny, C, '61-'67
EDWARDS, Sherman, P, '34
EGAN, Dick, IF, '62-'67
EHRHARDT, Rubie, P, '29
EISENHARDT, Jake, P, '44
ELLAM, Roy, IF, '09
ELLER, Hod, P, '17-'21
ELLIOTT, Claude, P, '04
ELLIS, Sammy, P, '62-'67
EMMER, Frank, IF, '16, '26
ENGEL, Joe, P, '17
ENGLISH, Charlie, IF, '37
ENNIS, Del, OF, '59
ERAUTT, Eddie, P, '47-'51, '53
ERICKSON, Hank, C, '55
ERWIN, Tex, C, '14
ESCALERA, Nino, IF-OF, '54
ESMOND, Jimmy, IF, '11-'12
ESSICK, Bill, P, '06-'07
EWING, Bob, P, '02-'09

F

FAHRER, Pete, P, '14
FANOVIICH, Frank, P, '49
FAUSETT, Buck, IF, '44
FAUGUSON, Bob, P, '44
FERRARA, Al, OF, '71
FILIPOWICZ, Steve, OF, '49
FISCHER, Hank, P, '66
FISHER, Bob, IF, '16
FISHER, Jack, P, '61
FISHER, Maury, P, '55
FISHER, Ray, P, '19-'20
FITTERY, Paul, P, '14
FLAGER, Wally, IF, '45
FLETCHER, Sam, P, '12
FLOOD, Curt, OF, '56-'57
FLOWERS, Jake, IF, '34
FLYNN, Doug, IF, '75-'77
FOILES, Hank, C, '53, '62-'63
FONDY, Dee, IF-OF, '58
FONSECA, Lew, IF, '21-'24
FORD, Hod, IF, '26-'31
FOSTER, George, OF, '71-
FOWLER, Art, P, '54-'57
FOWLER, Joe, IF, '23-'25
FOX, Bill, IF, '01
FOX, Howie, P, '44-'46, '48-'51
FRASER, Chick, P, '06
FRAZIER, Joe, OF, '56
FREED, Roger, OF, '74
FREEMAN, Hershell, P, '55-'58
FREETSE, Gene, IF, '61-'63
FREITAS, Tony, P, '34-'36
FREY, Benny, P, '29-'36
FREY, Lonnie, IF, '29-'43, '45
FRIDLEY, Jim, OF, '58
FRILL, John, P, '12
FROMME, Art, P, '09-'13
FRYMAN, Woodie, P, '77

G

GAGLIANO, Phil, IF, '73-'74
GAINES, Joe, OF, '60-'62
GALAN, Augie, OF, '47-'48
GALATZER, Milt, IF, '09
GAMBLE, Lee, OF, '25, '35-'40
GANZEL, John, IF, '07-'08
GARRETT, Greg, P, '71
GASPAR, Harry, P, '09-'12
GASPY, Bob, P, '21

GEHRMAN, Paul, P, '37
GEIER, Phil, OF, 1900
GELBERT, Charley, IF, '37
GEORGE, Letty, P, '15
GERNER, Ed, P, '19
GERNERT, Dick, IF, '61
GERONIMO, Cesar, OF, '72-'80
GETZ, Gus, IF, '17
GIBBON, Joe, P, '71-'72
GILBERT, Wally, IF, '32
GILL, Hattie, P, '23
GILLESPIE, John, P, '22
GLEESOM, Jim, OF, '41-'42
GLENDON, Martin, P, '02
GONDER, Jessie, C, '62-'63
GONZALEZ, Mike, C, '14
GONZALEZ, Tony, OF, '60
GOOCH, Johnny, C, '29-'30
GOODMAN, Wat, OF, '35-'42
GOODWIN, Marv, P, '25
GORBOUS, Glen, OF, '55
GRACE, Mike, IF, '78
GRAHAM, Frank, IF, '14
GRAMMAS, Alex, IF, '58-'58
GRANGER, Wayne, P, '69-'71
GRANT, Eddie, IF, '11-'13
GRANTHAM, George, IF, '32-'33
GREENGRASS, Jim, OF, '52-'55
GREGORY, Frank, P, '12
GRIFFY, Ken, OF, '73-
GRIFFIN, Pat, P, '14
GRIFFITH, Clark, P, '09
GRIFFITH, Tommy, OF, '15-'18
GRIM, Bob, P, '60
GRIMSLEY, Ross, P, '71-'73
GRISSOM, Lee, P, '34-'39
GROH, Heinie, IF, '13-'21
GROSS, Don, P, '55-'57
GUDAT, Marv, P, '29
GUESE, Whitey, P, '01
GUISE, Witt, P, '40
GULLETT, Dan, P, '70-'76
GUMBERT, Harry, P, '44, '46-'49
GUTIERREZ, Cesar, IF, '04, '10

H

HAAS, Bert, IF-OF, '42-'43, '46-'47
HABERER, Emil, C-IF, '01, '03, '09
HACKER, Warren, P, '57
HADDIX, Harvey, P, '39
HAFEY, Bud, OF, '09
HAFFEY, Chuck, OF, '32-'35, '37
HAFFORD, Leo, P, '06
HAGUE, Joe, IF-OF, '72-'73
HAIN, Noodles, P, '90-'05
HAINES, Jesse, P, '18
HALL, Charley, P, '06-'07
HALL, Tom, P, '72-'75
HALLAHAN, Bill, P, '35-'37
HANDLEY, Lee, IF, '36
HARGRAVE, Bubbles, C, '21-'28
HARLEY, Dick, OF, 1900-'01
HARMON, Chuck, IF-OF, '54-'56
HARPER, George, OF, '22-'24
HARPER, Jack, P, '03-'06
HARPER, Tommy, OF, '62-'67
HARRINGTON, Andy, P, '13
HARRIS, Bill, P, '23-'24
HARRIST, Earl, P, '45
HARTER, Frank, P, '12-'13
HARTSEL, Topsy, OF, 1900
HARTFIELD, Fred, IF, '58
HATTON, Grady, IF, '46-'54
HAUGSTAD, Phil, P, '52
HAYDEN, Gene, P, '51
HAZLE, Bob, OF, '55
HEATH, Mickey, IF, '31-'32
HEATHCOTE, Cliff, IF-OF, '31-'32
HEILEMAN, Chink, IF, '01
HELMANN, Harvey, OF, '30, '32
HEISMANN, Cressie, P, '01-'02
HELMS, Tommy, IF, '64-'71
HEMSLEY, Rollie, C, '33
HENDERSON, Joe, P, '76-'77
HENDERSON, Ken, OF, '78-'79
HENDRICK, Harvey, IF, '31-'32
HENRICH, Bobby, IF, '57-'59
HENRY, Bill, P, '60-'65
HERBERT, Ernie, P, '13
HERMAN, Babe, OF, '32, '35-'36
HERSMANN, LeRoy, P, '35
HERSBERGER, Willard, C, '38-'40
HERZOG, Buck, IF, '44-'16
HETKI, John, P, '45-'48, '50
HEUSSER, Ed, P, '43-'46
HIGH, Andy, IF, '32-'33
HILCHER, Whitey, P, '31-'32, '35-'36

HILLER, Frank, P, '62
HILLMAN, Dave, P, '62
HINCHMAN, Bill, OF, '05-'06
HINTON, Rich, P, '76
HITT, Roy, P, '07
HOAK, Don, IF, '57-'58
HOBBS, Milt, IF, '13-'16
HOBBLITZELL, Dick, IF, '08-'13
HOOK, Ed, OF, '23-'24
HOERNER, Joe, P, '77
HOGAN, Kenny, OF, '21
HOLCOMBE, Ked, P, '48
HOLGREN, Bill, OF, '14
HOLKE, Walter, IF, '25
HOLLAND, Mui, P, '26
HOLLINGSWORTH, Al, P, '35-'38
HOOK, Jay, P, '57-'61
HOOPER, Cy, P, '02-'03
HOOPER, Bob, P, '55
HORSEY, Hanson, P, '12
HOUSE, Frank, C, '60
HOUSEHOLDER, Paul, OF, '80
HOWELL, Dixie, C, '49-'52
HOWELL, Jay, P, '80
HOWELL, Milard, P, '49
HOY, Dummy, OF, '02
HUGHES, Jimmy, IF, '25-'26
HUGHINS, Miller, IF, '04-'09
HUGHES, Tommy, P, '48
HUHN, Ed, C, '18-'19
HULSWITZ, Rudy, IF, '08
HUME, Tom, P, '77-
HUMPHRIES, Bert, P, '11-'12
HUNT, Ken, P, '61
HUNTER, Ed, IF, '33
HURLEY, Pat, C, '01
HUTCHINGS, Johnny, P, '40-'41

I

INGERSOLL, Bob, P, '14
IRWIN, Charlie, IF, '00-'01

J

JABLONSKI, Ray, IF, '55-'56
JACKSON, Al, P, '69
JACOBS, Art, P, '39
JACOBUS, Larry, P, '18
JAMES, Charlie, OF, '65
JANSEN, Larry, P, '56
JAVIER, Julian, IF, '72
JAY, Joey, P, '61-'66
JEFFCOAT, Hal, P, '56-'59
JOHNS, Ollie, P, '05
JOHNSON, Alex, OF, '68-'69
JOHNSON, Bob, IF, '68
JOHNSON, Darrell, C, '61-'62
JOHNSON, Deron, IF, '64-'67
JOHNSON, George, P, '13-'14
JOHNSON, Hank, P, '39
JOHNSON, Ken, P, '61
JOHNSON, Si, P, '28-'35
JOHNSON, Syl, P, '34
JOHNSTON, Doc, IF, '09
JONES, Mack, OF, '66
JONES, Sherman, P, '61
JONES, Willie, IF, '59-'60
JOOST, Eddie, IF, '36-'37, '38-'42
JORDAN, Buck, IF, '37-'38
JORDAN, Niles, P, '52
JORGENSEN, Pinky, P, '37
JUDE, Frank, OF, '06
JUDSON, Howie, P, '53-'54
JUST, Joe, C, '44-'45
JUUL, Herb, P, '11

K

KAHOE, Mike, C, '00-'01
KAMPOURIS, Alex, IF, '34-'38
KANE, John, OF, '07-'08
KARGER, Ed, P, '09
KASKO, Ed, IF, '59-'63
KATZ, Bob, P, '44
KECK, Frank, P, '22-'23
KEEFE, Bob, P, '11-'12
KELLEHER, Frank, OF, '42-'43
KELLEY, Joe, IF-OF, '02-'06
KELLNER, Alton, P, '58
KELLOGG, Bill, IF, '14
KELLOGG, Win, P, '04
KELLY, Bob, P, '53, '58
KELLY, George, IF, '27-'30
KELSO, Bill, P, '68
KENNEDY, Dutch, IF, '29
KENNEDY, Junior, P, '74, '78-
KENNEDY, Vern, P, '45
KEOUGH, Marty, IF-OF, '62-'65
KERWIN, Dan, P-OF, '03
KILLFER, Red, OF, '14-'16

KIMMICK, Wally, IF, 21-23
KING, Clyde, P, 53
KING, Hal, C, 73-74
KIPPERT, Ed, OF, 14
KIRBY, Clay, P, 74-75
KLAUS, Bob, IF, 64
KLEE, Olive, OF, 25
KLEINHANS, Ted, P, 37-38
KLIPPSTEIN, John, P, 55-58, 62
KLING, Johnny, C, 13
KLUSZEWski, Ted, IF, 47-57
KNETZER, Elmer, P, 16-17
KNIGHT, Ray, IF, 74, 77
KNISLEY, Pete, OF, 12
KOENIG, Mark, IF, 34
KOSTNER, Elmer, P, 14
KOLP, Ray, P, 27-34
KONNICK, Mike, C, IF, 09-10
KONSTANTY, Jim, P, 44
KOPF, Larry, IF, 16-17, 19-21
KOSCO, Andy, OF, 73-74
KOSMAN, Mike, IF, 44
KOY, Ernie, OF, 41-42
KRESS, Charlie, IF, 47, 49
KRUEGER, Art, OF, 07
KRUEGER, Ernie, C, 25
KYLE, Andy, OF, 12

L

LACROSS, Mike, P, 78
LAKEMAN, Al, C, 42-47
LAMANNO, Hal, C, 41-42, 46-48
LAMAR, Pete, C, 07
LAMBERT, Clay, P, 46-47
LANDRITH, Hobie, C, 50-55
LANE, Jerry, P, 54-55
LANG, Don, IF, 38
LAPALME, Paul, P, 56-57
LAROSS, Harry, OF, 14
LAWING, Garland, OF, 46
LAWRENCE, Brooks, P, 56-60
LEACH, Tommy, OF, 15
LEAR, King, P, 1-15
LEARY, Frank, P, 07
LEE, Bob, P, 67-68
LEE, Cliff, OF, 24
LEIBRANDT, Charlie, P, 79-
LERCHEM, George, OF, 53
LIBKE, Al, OF, 45-46
LINDSEY, Jim, P, 34
LIPON, Johnny, IF, 34
LISENBE, Hod, P, 45
LITWHILER, Danny, OF, 48-51
LIVELY, Bud, P, 47-49
LIVINGOOD, Wes, P, 39
LIVINGSTON, Paddy, OF, 06
LOBERT, Hans, IF, 06-10
LOCKE, Bobby, P, 65
LOCKLEAR, Gene, OF, 73
LOCKMAN, Whitey, IF, 59-60
LOGAN, Bob, P, 41
LOHR, Howard, OF, 14
LOHRMAN, Bill, P, 44
LOMBARDI, Ernie, C, 37-41
LOUDEN, Baldy, IF, 16
LOWE, George, P, 20
LOWN, Turk, P, 58
LOWREY, Pleasant, OF, 49-50
LUCAS, Red, P, 29-33
LUKON, Eddie, OF, 41, 45-47
LUQUE, Doll, P, 18-29
LUM, Mike, OF, 76-78
LUTZ, Red, C, 22
LYNCH, Jerry, OF, 57-63

M

MABE, Bob, P, 59
MacFAYDEN, Danny, P, 35
MAGEE, Lee, IF, 16
MAGEE, Sherry, IF, OF, 17-19
MAGOOD, George, IF, 01-03
MAHONEY, Dan, OF, 11
MALLOY, Bob, P, 43-44, 46-47
MALONEY, Billy, OF, 02
MALONEY, Jim, P, 60-70
MANION, Clyde, C, 32-34
MANN, Les, OF, 23
MARKLE, Cliff, P, 21
MARQUARDT, Rube, P, 21
MARDUS, Bob, OF, 53
MARSANIS, Armand, OF, 11-14
MARSHALL, Bill, IF, 24
MARSHALL, Max, OF, 42-44
MARSHALL, Willard, OF, 52-53
MARTIN, Barney, P, 53
MARTIN, Billy, IF, 80
MASHORE, Clyde, OF, 69

MASON, Del, P, 06-07
MATHEWSON, Christy, P, 16
MATTICK, Bobby, IF, 41-42
MAY, Jackie, P, 24-30
MAY, Lee, IF, 65-71
MAYES, Carl, P, 74-78
MCBIDE, Algie, OF, 00-01
McCADE, Swat, OF, 09-10
McCARTHY, Bill, C, 07
McCARTHY, Tom, P, 06
McCLUSKEY, Harry, P, 15
MCCOOL, Billy, P, 64-66
McCOORMICK, Frank, IF, 34, 37-45
McCORMICK, Mike, OF, 40-43, 46
MCCOSKY, Barney, OF, 51
McCURDY, Harry, IF, 34
McDONALD, Tex, IF, 12-13
McENAREY, Will, P, 74-76
McFADDEN, Barney, P, 01
McGILVRAAY, Bill, OF, 08
McGINN, Dan, P, 68
McGLOTHLIN, Jim, P, 70-73
McGRAWNER, Howard, P, 12
McINTIRE, Harry, P, 13
McLENNAN, Bill, IF, 16-17
McKENRY, Limb, P, 15-16
McLAUGHLIN, kid, OF, 14
McLEAN, Larry, C, 06-12
McLISH, Cal, P, 60
McMANUS, Joe, P, 13
McMANN, Ray, P, 51-60
McMILLAN, Tommy, IF, 10
McMULLEN, Hugh, C, 29
McQUAID, Herd, P, 23
McQUEEN, Mike, P, 74
McQUILLAN, George, P, 11
McQUINN, George, IF, 36
McRAE, Hal, IF-OF, 68-72
McWEENEY, Doug, P, 30
MEADOWS, Rufe, P, 26
MEDEIROS, Ray, IF, 45
MEEKER, Roy, P, 26
MEERS, Sammy, IF, 49-51
MEINKE, Bob, IF, 10
MEISTER, Karl, OF, 13
MEJIAS, Sam, OF, 79-
MEJIAS, Dutch, OF, 37
MELE, Sam, OF, 55
MEERS, Denis, IF, 72-73
MERRIMAN, Lloyd, OF, 49-51, 54
MERRITT, Jim, P, 69-72
MESNER, Steve, IF, 43-45
MEUSEL, Bob, OF, 30
MEYER, Russ, P, 56
MIDKIFF, Ezra, IF, 09
MIXWISS, Eddie, IF, 58
MILLER, Bob, P, 62
MILLER, Eddie, IF, 36-37, 43-47
MILLER, Ward, OF, 10
MILNER, Eddie, OF, 80-
MINAHAN, Cotton, P, 07
MIRACLIN, Rudy, P, 55
MITCHELL, Clarence, P, 16-17
MITCHELL, Mike, OF, 07-12
MITCHELL, Roy, P, 18-19
MODAK, Mike, P, 45
MOLLWITZ, Fritz, IF, 14-16
MOORE, Dec, C, 36-37
MOORE, Gene, P, 12
MOORE, Gene, OF, 31
MOORE, Johnny, OF, 33-34
MOORE, Whitey, P, 36-42
MOOTY, Jake, 36-37
MORAN, Herbie, OF, 14
MOREJAN, Dan, OF, 58
MORGAN, Joe, IF, 72-79
MORIARTY, Bill, IF, 09
MOSELY, Earl, P, 16
MOSER, Arnie, OF, 37
MOSKAL, Paul, P, 77
MOSS, Howie, IF-OF, 45
MOWREY, Mike, IF, 05-09
MUELLER, Ray, C, 43-44, 46-49
MURRAY, Dale, P, 77-78
MURPHY, Dick, IF, 54
MYERS, Billy, IF, 35-40

N

NAKTENIS, Pete, P, 39
NAPIER, Buddy, P, 20-21
NEAL, Charlie, P, 63
NEALE, Great, OF, 16-24
NEHF, Art, P, 26-27
NELSON, Emmett, P, 35-36
NELSON, Red, P, 13
NELSON, Roger, P, 73-74
NEVEL, Ernie, P, 53
NEWCOMBE, Don, P, 58-60

NEWTON, Doc, P, 00-01
NICHOLS, Chet, P, 64
NIEHAUS, Al, IF, 25
NIEHOFF, Bert, IF, 13-14
NIEMES, Jack, P, 43
NIGGELING, Johnny, P, 29
NORMAN, Gary, P, 67-73, 75-77
NOLAN, Joe, C, 80
NORIEGA, John, P, 69-70
NORMAN, Fred, P, 73-79
NORTHEM, Hub, OF, 11
NORTHERN, Ron, OF, 60
NOTEBERG, Don, P, 46-67
NUNN, Howie, P, 61-62
NUXHALL, Joe, P, 44, 52-60, 62-66

O

OKES, Robert, OF, 09
O'BRIEN, Pete, IF, 01
ODWELL, Fred, OF, 04-07
OESTER, Ron, IF, 78-
O'FARRELL, Bob, C, 34
OGDEN, Jack, P, 31-32
OLDHAM, John, P, 58
OLSON, Iv, IF, 58-66
O'NEILL, Mike, OF, 07
O'NEILL, Peaches, OF, 04
OSBURN, Pat, P, 74
OSTEEN, Claude, P, 59-61
OSTEEN, Darrell, P, 65-67
O'TOOLE, Jim, P, 58-66
O'TOOLE, Marty, P, 08
OUTLAW, Jimmy, IF, 37
OVERALL, Orval, P, 05-06
OVERALL, Jim, P, 63

P

PACKARD, Gene, P, 12-13
PALYS, Stan, OF, 55-56
PAPPAS, Pat, P, 66-68
PARKER, Doc, P, 01
PASQUAL, Camilo, P, 69
PASKERT, Dode, OF, 07-10, 21
PASTORE, Frank, P, 79-
PATTERSON, Claire, OF, 09
PAUXTIS, Si, C, 09
PAVLETICH, Don, C, 57, 59, 62-68
PEARCE, Ducky, C, 09-09
PEARCE, Jim, P, 5-55
PEARSON, Monte, P, 41
PEITZ, Henie, C-IF, 00-04
PELLAGRINI, Eddie, IF, 52
PENA, Jose, P, 69
PENA, Orlando, P, 56-60
PENDLETON, Jim, IF-OF, 59
PEREZ, Tony, IF, 64-76
PERKOWSKI, Harry, P, 47, 49-54
PERRY, Scott, P, 17
PETERSON, Kent, P, 44, 47-51
PETOSKY, Ted, OF, 34-35
PHILAN, Art, IF, 19, 12
PHILPS, Ed, C, 05-06
PHILLIPS, Bill, P, 00-03
PHILLIPS, Damon, IF, 42
PICINICH, Val, C, 26-28
PICK, Eddie, OF, 23-24
PICONE, Mario, P, 54
PIET, Tony, IF, 34-35
PILLETTE, Herman, P, 17
PINELLI, Babe, IF, 22-27
PINSON, Vada, OF, 58-66
PIPP, Wally, IF, 26-28
PITTINGER, Pinky, IF, 27-29
PLUMMER, Bill, C, 70-77
PODBIELAN, Bud, P, 52-55, 57
POLAND, Hugh, C, 47-48
POLIVKA, Ken, P, 47
POOL, Harin, OF, 34-35
POOLE, Ed, P, 02-03
POST, Wally, OF, 49-57, 60-63
POWELL, Bill, P, 13
POWERS, Johnny, OF, 59
PRAMESA, Johnny, C, 49-51
PRICE, Joe, P, 80
PROTHRO, Doc, IF, 26
PROUCH, Bill, P, 12
PURDY, Phil, OF, 27-29
PURKEY, Bob, P, 58-64
PYLE, Harlan, P, 28

Q

QUEEN, Mel, P-OF, 64-69
QUINN, Jack, P, 33
QUINN, Joe, IF, 00

R

RABE, Charlie, P, 57-58
RACKLEY, Marv, OF, 50

RAFFENBERGER, Ken, P. 47-54
RAGAN, Pat, P. 09
RAMOS, Chucho, OF, 44
RAMOS, Pedro, P. 69
RAMSDELL, Willie, P. 50-51
RARDEN, Bill, C, 19-20
RATH, Morrie, IF, 19-20
RAWLINGS, Johnny, IF, 14
REAGAN, Rip, P. 03
REGAN, Mike, P. 17-19
REHG, Wally, OF, 19
RETTENMUNNY, Marv, OF, 74-75
RHODES, Charlie, P. 08
RIBANT, Dennis, P. 69
RICE, Harry, OF, 33
RICE, Len, C. 44
RICHARDS, Duane, P. 60
RICHARDS, Nolan, IF, 38-39
RICHMOND, Berry, P. 48
RICKERT, Marv, OF, 34
RICONDA, Harry, IF, 30
RIDDLE, Elmer, P. 39-45, 47
RIDDLE, Johnny, C. 41, 44-45
RIDZIK, Steve, P. 55
RIGGS, Lew, IF, 35-40
RING, Jimmy, P. 17-20
RIPPLE, Jimmy, OF, 40-41
RITCHIE, Jay, P. 68
RIXEY, Eppa, P. 21-33
RIZZO, Johnny, OF, 40
ROBELLO, Tommy, IF, 33-34
ROBERTSON, Dick, P. 13
ROBINSON, Floyd, OF, 87
ROBINSON, Frank, OF, 56-65
ROBINSON, Rabbit, IF, 10
RODGERS, Bill, IF, 16
ROETGER, Wally, OF, 31-33
ROGGE, Clint, P. 21
ROJAS, Cookie, IF, 62
ROSE, Pete, IF-OF, 63-78
ROSS, Cliff, P. 54
ROSSI, Joe, C. 53
ROTH, Frank, C. 09-10
ROUSH, Edd, OF, 16-26, 31
ROWAN, Jack, P. 08-10, 13-14
RUBERTO, Sonny, C. 72
RUDDOLPH, Don, P. 59
RUETHER, Dutch, P. 17-20
RUIZ, Chico, IF, 64-69
RUIZ, Amos, P. 01
RYAN, Connie, IF, 50-51, 54

S

SALLEE, Slim, P. 19-20
SANBERG, Gus, C. 23-24
SANCHEZ, Raul, P. 57, 60
SANDERS, Roy, P. 17
SANTO DOMINGO, Rafael, IF, 79-80
SARMIENTO, Manny, P. 76-80
SAUER, Hank, 41-42, 45, 48-49
SAVAGE, Ted, OF, 69
SAVIDGE, Ralph, P. 08-09
SAVRANSKY, Moe, P. 54
SCANTLEBURY, Pat, P. 56
SCARSELLA, Les, IF, 35-37, 39
SCHAFFER, Jimmie, C. 68
SCHEFFING, Bob, C. 50-51
SCHEINBLUM, Richie, OF, 73
SCHLEI, George, C. 04-08
SCHMIDT, Bob, C. 61
SCHMIDT, Winard, P. 56-59
SCHMITZ, Johnny, P. 52
SCHNEIDER, Pete, P. 14-16
SCHNELL, Karl, P. 22-23
SCHOTT, Gene, P. 35-38
SCHREIBER, Barney, P. 11
SCHREIBER, Hank, IF, 19
SCHULMERICHS, Wes, OF, 34
SCHULT, Art, IF-OF, 56-57
SCHULTZ, Howie, IF, 48
SCHULTZ, Joe, OF, 25
SCHULTZ, Mike, P. 47
SCHULZ, Al, P. 16
SCOTT, Dick, P. 01
SCOTT, Ed, P. 00
SCOTT, Everett, IF, 26
SCOTT, Jack, P. 22
SEAVER, Tom, P. 77
SEBRING, Jimmy, P. 04-05
SECORY, Frank, OF, 42
SEE, Charlie, OF, 19-21
SEMINICK, Andy, C. 52-55
SEVEREID, Hank, C. 11-13
SEYMOUR, Cy, OF, 02-06
SHAKS, Art, OF, 57
SHANER, Wally, IF-OF, 29
SHAUTE, Joe, P. 34

SHEAN, Dave, IF, 17
SHECKARD, Jimmy, OF, 13
SHEEHAN, Tom, P. 24-25
SHEVLIN, Jimmy, IF, 32, 34
SHYVER, Ivey, OF, 34
SHOFFNER, Bill, P. 39-40
SHOKES, Eddie, IF, 41, 46
SHORT, Bill, P. 69
SHORTEN, Chick, OF, 24
SHOUN, Cyde, P. 42-44, 46-47
SICKING, Eddie, IF, 20
SIEGLE, Johnny, OF, 05-06
SIGAFDOS, Frank, IF, 31
SILVERA, Al, OF, 55-56
SIMMONS, Al, OF, 39
SIMPSON, Dick, OF, 66-67
SIMPSON, Wayne, P. 70-72
SINCOCK, Bert, P. 08
SIPEK, Dick, OF, 55
SISLER, Dave, P. 62
SISLER, Dick, IF, 52
SKAUGSTAD, Dave, P. 57
SKINNER, Bob, OF, 63-64
SLADE, Gordon, P. 34-35
SLAGLE, Walt, P. 10
SMITH, Bob, P. 33
SMITH, Chick, P. 13
SMITH, Elmer, OF, 00
SMITH, Elmer, OF, 25
SMITH, Frank, P. 11-12
SMITH, Frank, P. 50-54, 56
SMITH, Fred, P. 07
SMITH, George, P. 18
SMITH, Hal, C. 64
SMITH, Harry, C. 17-18
SMITH, Jimmy, IF, 11
SMITH, Mill, IF, 59
SMITH, Paul, OF, 16
SMITH, Willie, IF, 71
SMOOT, Homer, OF, 06
SOTO, Mario, P. 77
SPADE, Bob, P. 07-10
SPENCER, Daryl, IF, 63
SPILMAN, Harry, IF, 78
SPRAGUE, Ed, P. 71-73
SPRINGER, Brad, P. 26
STAHL, Larry, OF, 73
STALEY, Gerry, P. 55
STALLCUP, Virgil, IF, 47-52
STANAGE, Oscar, C. 06
STARR, Ray, P. 41-43
STEIN, Justin, IF, 38
STEINFELT, Harry, IF, 00-05
STEWART, Jim, IF-OF, 69-71
STEWART, Mark, C. 13
STIMMEL, Archie, P. 00-02
STINE, Lee, P. 36
STONE, Rocky, P. 43
STOUT, Ailyn, P. 33-34
STREET, Gabby, C. 04-05
STRELECKI, Ed, P. 31
STRIPP, Joe, IF, 28-31
STYLES, Lena, C. 30-31
SUGGS, George, P. 10-13
SUKEFORTH, Clyde, C. 76-31
SULLIVAN, Billy, IF, 35
SULLIVAN, Tom, C. 25
SUMMERS, Champ, OF, 77-79
SUTTHOFF, Jack, P. 01, 03-04
SWANSON, Evar, OF, 29-30
SWARTZ, Dazzy, P. 20
SWORMSTEDT, Len, P. 01-02
SZEKELY, Joe, OF, 53

T

TANNEHILL, Jessie, P. 11
TAPPE, Ted, IF, 50-51
TATUM, Tommy, OF, 47
TAYLOR, Ben, P. 12
TAYLOR, Joe, OF, 57
TAYLOR, Sammy, C. 63
TEMPLE, Johnny, IF, 52-59, 64
THEIS, Jack, P. 20
THEVENOW, Tommy, IF, 36
THIELMAN, Henry, P. 02
THOMAS, Frank, IF-OF, 59
THOMPSON, Gene, P. 39-42
THORPE, Jim, OF, 17
THURMAN, Bob, OF, 55-59
TILMEYER, Ed, P. 06-07
TINKER, Joe, IF, 13
TIPTON, Eric, OF, 42-45
TOLAN, Bobby, OF, 69-73
TOMLIN, Dave, P. 72-73, 78-80
TOMPkins, Chuck, P. 12
TONEY, Fred, P. 15-18

TORRES, Angel, P. 77
TOZER, Bill, P. 08
TSTOURIS, John, P. 62-68
TURNER, Jim, P. 40-42
TWINING, Twink, P. 16
TWOBMBLY, George, OF, 14-16

U

UHLAENDER, Ted, OF, 72
UNSER, Maury, OF, 14
UNSLER, Al, C. 45
USHER, Bob, OF, 46-47, 50-51

V

VALENTINE, Corky, P. 54-55
VANCE, Dazzy, P. 34
VANDEMBERG, J. P., 37-43, 46-49
VICKERS, Ruhr, P. 02
VOLLMEER, Clyde, OF, 42, 46-48
VOLZ, Jake, P. 08
VON KOLNITZ, Fritz, IF, 14-15
VOWINKAL, Rip, P. 05
VUKOVICH, Jotin, IF, 75

W

WAGNER, Joe, IF, 15
WAHL, Kermit, IF, 44-45, 47
WALKER, Curt, OF, 24-30
WALKER, Fred, P. 10
WALKER, Gee, OF, 42-45
WALKER, Harry, OF, 49
WALKER, Bud, OF, 36-37
WALKER, Tom, P. 04-05
WALLS, Lee, OF, 60
WALTERS, Bucky, P. 38-48
WALTERS, Ken, OF, 63
WANER, Lloyd, OF, 41
WANNINGER, Paul, IF, 27
WARD, Jay, IF, 70
WASHBURN, Ray, P. 70
WEAVER, Jim, P. 38-39
WEHMEIER, Herin, P. 45, 47-54
WEINER, Jake, P. 06-08
WEINTRAUB, Phil, OF, 37
WEEBER, Bill, IF, 39-41
WERNER, Don, C. 75-80
WEST, Dick, C-OF, 38-43
WEST, Max, OF, 46
WESTLAKE, Wally, OF, 52
WEYHING, Gus, P. 01
WHEELER, George, OF, 10
WHISENANT, Pete, OF, 57-81
WHITE, Jack, IF, 27-28
WHITE, Jo-Jo, OF, 44
WHITFIELD, Fred, IF, 68-69
WICKER, Bob, P. 06
WICKLAND, Al, OF, 13
WIEAND, Ted, P. 58, 60
WIGGS, Jimmy, P. 03
WIGHT, Bill, P. 58
WILCOX, Mill, P. 70-71
WILLIAMS, Denny, OF, 21
WILLIAMS, Dewey, C. 48
WILLIAMS, Ken, OF, 15-16
WILLIAMS, Woody, IF, 43-45
WILLS, Ted, P. 62
WILSON, Jimmie, C. 39-40
WINDO, Irv, C. 15-26, 29
WISTERT, Whitley, P. 34
WOLF, Ray, IF, 27
WOLTER, Harry, OF, 07
WOOD, Bob, C-IF, 00
WOOD, Harry, OF, 03
WOOD, Jake, IF, 67
WOODWARD, Woody, IF, 68-71
WORKS, Ralph, P. 12-13
WORTHINGTON, Al, P. 63-64
WYROSTEK, Johnny, OF, 48-52
WYSONG, Bill, P. 30-32

Y

YINGLING, Earl, P. 14
YOUNG, Babe, IF, 47-48
YOUNG, Del, OF, 09
YOUNG, Pep, IF, 41
YOUNGBLOOD, Joel, OF, 76

Z

ZACHRY, Pat, P. 76-77
ZAHNISER, Paul, P. 29
ZANONI, Don, P. 63, 65-66
ZIENTARA, Benny, IF, 41, 46-48
ZIMMER, Don, IF, 62
ZIMMERMAN, Jerry, C. 61
ZITZMAN, Billy, OF, 19, 25-29
ZUVERINK, George, P. 54

Cincinnati Reds Most Valuable Players

Eight different Cincinnati Reds have won National League Most Valuable Player of the Year honors since the award was first established in 1931.

Six times during the 1970's a Reds player captured the honor, two each by Johnny Bench and Joe Morgan and one each by George Foster and Pete Rose.

The first Reds winner was Ernie Lombardi in 1938. Others to win were Bucky Walters, Frank McCormick and Frank Robinson.

Following is a capsulized summary of each Cincinnati player's MVP winning season:

ERNIE LOMBARDI (1938)—This Cincinnati catcher won the National League batting title with a mark of .342, becoming only the second backstop in baseball history to win the swat crown. Lombardi played a big role in Cincinnati's climb from eighth place in 1937 to fourth place in 1938. Lombardi collected 229 votes, 63 more than runnerup Bill Lee of Chicago.

BUCKY WALTERS (1939)—This righthanded pitcher, who won 27 games against only 11 losses, sparked the Reds to their first pennant in 20 years. Walters also led the league in earned run average at 2.29 and tied for the most strikeouts. He received 303 votes in the balloting while Johnny Mize was runnerup with 178.

FRANK MCCORMICK (1940)—This righthanded hitting first baseman batted .309 and led the league in doubles sparking the Reds to their second straight NL pennant. McCormick also led the league in hits for the third straight year and knocked in 127 runs. He received 274 votes, 65 more than runnerup Johnny Mize.

FRANK ROBINSON (1961)—This Reds rightfielder sparked Cincinnati to the pennant with his timely hits and consistent power. Robinson batted .323, hit 37 home runs and knocked in 124 runs. He collected 219 votes, 102 more than runnerup Orlando Cepeda.

JOHNNY BENCH (1970)—This Reds catcher became the youngest MVP ever when he was a landslide winner at the age of 22. Bench led the majors in home runs (45) and runs batted in (148), becoming the first catcher since Roy Campanella in 1955 to win. He received 326 votes, only 10 short of the maximum attainable. Billy Williams was runnerup with 218.

JOHNNY BENCH (1972)—Johnny became the first Cincinnati repeat winner in the MVP balloting as he out-distanced Billy Williams for the second time. Bench hit 40 home runs and knocked in 125 runs. He received 263 votes to Williams' 211.

PETE ROSE (1973)—The Reds captain won his third batting championship and set a club record with 230 hits as he won his first Most Valuable Player Award. Rose batted .338 sparking Cincinnati to its second straight division championship. Rose received 274 votes, just 24 more than Willie Stargell in one of the tightest MVP races ever.

JOE MORGAN (1975)—This Reds second baseman, who batted .327, hit 17 home runs and knocked in 94 runs, was a whopping MVP winner. It was the largest winning total in history as Morgan amassed 321½ points to runnerup Greg Luzinski's 154 points.

JOE MORGAN (1976)—Morgan became only the second player in National League history to win the MVP back-to-back. Only Ernie Banks of Chicago, in 1958-59, had accomplished this. Morgan batted .320, hit 27 homers and knocked in 111 runs. He collected 311 votes to teammate George Foster's 221.

GEORGE FOSTER (1977)—Foster crashed 52 home runs and knocked in 149 runs, top-notch credentials for MVP selection. The hard-hitting Reds leftfielder also batted .320. He collected 291 votes, compared to 255 for Philadelphia's Greg Luzinski.

Reds Hall of Fame

Clay Carroll became the 44th member to be elected to the Cincinnati Reds Hall of Fame.

Following is a list of players in the Reds Hall of Fame:

Gus Bell, 1964	Heinie Groh, 1963	Roy McMillan, 1971
Ewell Blackwell, 1960	Noodles Hahn, 1963	Billy Meyers, 1966
Rube Bressler, 1963	Tommy Helms, 1979	Joe Nuxhall, 1968
Smoky Burgess, 1975	Fred Hutchinson, 1965	Jim O'Toole, 1970
Clay Carroll, 1980	Bubbles Hargrave, 1962	Vada Pinson, 1977
Gordy Coleman, 1972	Ted Kluszewski, 1962	Wally Post, 1965
Harry Craft, 1963	Larry Kopf, 1965	Bob Purkey, 1974
Sam Crawford, 1968	Brooks Lawrence, 1976	Eppa Rixey, 1959
Hughie Critz, 1962	Ernie Lombardi, 1958	Frank Robinson, 1978
Jake Daubert, 1966	Red Lucas, 1965	Edd Roush, 1960
Paul Derringer, 1958	Adolpho Luque, 1967	Johnny Temple, 1965
Pete Donohue, 1964	Jim Maloney, 1973	Johnny Vander Meer, 1958
Lonnie Frey, 1961	Frank McCormick, 1958	Bucky Walters, 1958
Warren Giles, 1969	Mike McCormick, 1966	Billy Werber, 1961
Ival Goodman, 1959	Bill McKechnie, 1967	


Reds All-Star Performers

- 1933—Chick Hafey
1935—Paul Derringer
1936—Ernie Lombardi, Lew Riggs
1937—Ernie Lombardi, Lee Grissom
1938—Ernie Lombardi, Paul Derringer, Ival Goodman, Frank McCormick, Johnny Vander Meer
1939—Ernie Lombardi, Paul Derringer, Lonnie Frey, Ival Goodman, Frank McCormick, Johnny Vander Meer, Bucky Walters
1940—Ernie Lombardi, Paul Derringer, Frank McCormick, Bucky Walters
1941—Paul Derringer, Lonnie Frey, Bucky Walters, Frank McCormick
1942—Paul Derringer, Frank McCormick, Johnny Vander Meer, Bucky Walters
1943—Lonnie Frey, Frank McCormick, Eddie Miller, Johnny Vander Meer
1944—Frank McCormick, Ray Mueller, Bucky Walters, Eddie Miller
1946—Ewell Blackwell, Ray Lamanno, Eddie Miller
1947—Ewell Blackwell, Bert Haas, Eddie Miller
1948—Ewell Blackwell
1949—Ewell Blackwell, Walker Cooper
1950—Ewell Blackwell, Johnny Wyrostek
1951—Ewell Blackwell, Johnny Wyrostek
1952—Grady Hatton
1953—Gus Bell, Ted Kluszewski
1954—Gus Bell, Ted Kluszewski
1955—Smoky Burgess, Joe Nuxhall, Ted Kluszewski
1956—Ed Bailey, Gus Bell, Ted Kluszewski, Brooks Lawrence, Roy McMillan, Joe Nuxhall, Frank Robinson, Johnny Temple
1957—Ed Bailey, Gus Bell, Don Hoak, Roy McMillan, Frank Robinson, Johnny Temple
1958—George Crowe, Bob Purkey
1959—Vada Pinson, Frank Robinson, Johnny Temple
1960—Ed Bailey, Bill Henry, Vada Pinson
1961—Joey Jay, Eddie Kasko, Bob Purkey, Frank Robinson
1962—Bob Purkey, Frank Robinson (2nd game only)
1963—John Edwards, Jim O'Toole
1964—Leo Cardenas, John Edwards
1965—Leo Cardenas, John Edwards, Sam Ellis, Jim Maloney, Frank Robinson, Pete Rose
1966—Leo Cardenas, Bill McCool
1967—Tommy Helms, Tony Perez, Pete Rose
1968—Johnny Bench, Leo Cardenas, Tommy Helms, Pete Rose
1969—Johnny Bench, Lee May, Tony Perez, Pete Rose
1970—Johnny Bench, Jim Merritt, Tony Perez, Pete Rose, Wayne Simpson
1971—Johnny Bench, Clay Carroll, Lee May, Pete Rose
1972—Johnny Bench, Clay Carroll, Gary Nolan, Joe Morgan
1973—Johnny Bench, Jack Billingham, Dave Concepcion, Joe Morgan, Pete Rose
1974—Johnny Bench, Joe Morgan, Tony Perez, Pete Rose
1975—Johnny Bench, David Concepcion, Joe Morgan, Tony Perez, Pete Rose
1976—Johnny Bench, Dave Concepcion, George Foster, Ken Griffey, Joe Morgan, Tony Perez, Pete Rose
1977—Johnny Bench, Dave Concepcion, George Foster, Ken Griffey, Joe Morgan, Pete Rose, Tom Seaver
1978—Johnny Bench, Dave Concepcion, George Foster, Joe Morgan, Pete Rose, Tom Seaver
1979—Johnny Bench, Dave Concepcion, George Foster, Mike LaCoss, Joe Morgan
1980—Johnny Bench, Dave Concepcion, Ken Griffey, Ray Knight

Reds Three-Time All-Star Hosts

The All-Star game has been played in Cincinnati three times since it was first begun in 1933.

Twice it was staged at Crosley Field — in 1938 and 1953 — and once at Riverfront Stadium, in 1970. All three games saw the National League win.



Post-Season History

Championship Series History

The Reds have played in six of the National League Championship Series since they first began in 1969. Following is a summary: **1970** — The Reds made their first appearance in the Championship Series in 1970 — the second year of the post-season competition — and swept three straight games from the Pittsburgh Pirates.

In the opener that year Gary Nolan and Dock Ellis each pitched nine scoreless innings before the Reds broke loose for three in the 10th. Pete Rose singled home pinch-hitter Ty Cline, who had led off with a triple, getting the Reds on the scoreboard and Lee May followed with a two-run insurance single.

The Reds won the second game 3-1 as Bobby Tolan scored three times. Jim Merritt recorded the victory. And in the final that year the Reds beat the Pirates 3-2 as Tolan singled home Rose with a two-run insurance single.

1972 — This Series is one of those unforgettable ones. It was the Series of Johnny Bench's dramatic home run; of Roberto Clemente's last game; of Bob Moose's wild pitch.

Pittsburgh won the opener 5-1, but the Reds came back to even things up with a 5-3 triumph in Game 2. The Pirates took a 2-1 advantage after the third game as they scored a 3-2 decision. But in Game 4 Ross Grimsley pitched a two-hitter — both hits were by Clemente — as the Reds stormed to a 7-1 triumph. Then came the big fifth game.

The Pirates led 3-2 going to the bottom of the ninth inning. Bench, who was facing Dave Giusti, fouled off several pitches before drilling a game-tying home run over the right center field fence. Then with two outs, George Foster was on third base when Moose uncorked a wild pitch. Foster came home and the Reds won the pennant with a 4-3 victory.

1973 — The 1973 Series will long be remembered for the Game 3 incident involving Rose and Bud Harrelson who started a brawl that brought both benches on to the field and a barrage of debris from the Shea Stadium stands.

The Reds won the Series opener, 2-1, as Bench hit a ninth inning home run. The next day it was 5-0 Mets. The Mets beat the Reds 9-2 in Game 3, which was held up about 20 minutes while order was being restored.

Rose was the Reds' hero in Game 4. He hit a 12th inning game-winning home run to tie the series. But in Game 5 Tom Seaver was the winner, 7-2, as the Mets snapped a 2-2 tie in the fifth with a four-run outburst to win the Series.

1975 — Stealing 11 bases in 11 attempts, the Reds won the National League pennant with three straight victories over the Pittsburgh Pirates.

Joe Morgan stole three bases sparking an 8-3 opening game win while Ken Griffey stole three more in a 6-1 triumph in Game 2.

Griffey was a big hitter in Game 1, knocking in three runs while Tony Perez and Dave Concepcion sparked the offense in Game 2 with three hits each.

The Reds overcame a 14-strikeout performance by John Candelaria to win Game 3. Concepcion and Rose hit home runs as the Reds won the game 5-3 in 10 innings.

1976 — Cincinnati made it another sweep, this time over the Philadelphia Phillies. Comebacks highlighted the Reds win.

The Reds won the opener, 6-3, sparked by Pete Rose, who raised his lifetime LCS batting average to .378 during the Series.

In the second game, Jim Lonborg held the Reds hitless until the sixth inning when the Reds exploded for four runs, wiping out a 2-0 deficit. The big blow of that inning was a three-run error off the glove of Richie Allen.

Cincinnati made one of their patented Frank Merriwell finishes in Game 3. Trailing the Phillies 6-4 in the bottom of the ninth, George Foster and Johnny Bench homered off Ron Reed to tie the score. Then moments later Dave Concepcion slid safely across the plate, scoring on Ken Griffey's high bounding infield hit.

1979 — This Series will be remembered by Reds fans for controversy and two ultra-close games as the Pirates won in three games.

A pitching duel in Game 1 between Tom Seaver and John Candelaria became a 2-2 deadlock after nine innings. A Willie Stargell home run in the 11th put the contest in the Pirates' column, 5-2.

Game 2 was another extra inning win for the Pirates, 3-2 in 10, but a ball that looked on television replay like a Dave Collins catch and was ruled a Phil Garner hit by umpire Frank Pulli may have made the difference. Garner eventually scored in that third inning. The Pirates clinched the pennant in their home park with a 7-1 win before going on to win the World Series.

Championship Series Results

Year	Game	Date	Site	Score	Winner	Losers	Att.
1970	1	10-3	Pitt.	Reds 3, Pirates 0 (10)	Nolan	Ellis	33,088
	2	10-4	Pitt.	Reds 3, Pirates 1	Merritt	Walker	39,317
	3	10-5	Cin.	Reds 3, Pirates 2	Wilcox	Moose	40,538
1972	1	10-7	Pitt.	Pirates 5, Reds 1	Blass	Gullett	50,476
	2	10-8	Pitt.	Reds 5, Pirates 3	Hall	Moose	50,584
	3	10-9	Cin.	Pirates 3, Reds 2	Kison	C. Carroll	52,420
	4	10-10	Cin.	Reds 7, Pirates 1	Grimsley	Ellis	39,477
	5	10-11	Cin.	Reds 4, Pirates 3	C. Carroll	Giusti	41,887
1973	1	10-6	Cin.	Reds 2, Mets 1	Borbon	Seaver	53,431
	2	10-7	Cin.	Mets 5, Reds 0	Matlack	Gullett	54,041
	3	10-8	N.Y.	Mets 9, Reds 2	Koosman	Grimsley	53,967
	4	10-9	N.Y.	Reds 2, Mets 1 (12)	C. Carroll	Parker	50,786
	5	10-10	N.Y.	Mets 7, Reds 2	Seaver	Billingham	50,323
1975	1	10-4	Cin.	Reds 8, Pirates 3	Gullett	Reuss	54,633
	2	10-5	Cin.	Reds 6, Pirates 1	Norman	Rooker	54,752
	3	10-7	Pitt.	Reds 5, Pirates 3 (10)	Eastwick	Hernandez	46,355
1976	1	10-9	Phil.	Reds 6, Phils 3	Gullett	Carlton	62,640
	2	10-10	Phil.	Reds 6, Phils 2	Zachry	Lonborg	62,651
	3	10-12	Cin.	Reds 7, Phils 6	Eastwick	Garber	55,047
1979	1	10-2	Cin.	Pirates 5, Reds 2	Jackson	Hume	55,006
	2	10-3	Cin.	Pirates 3, Reds 2	D. Robinson	Bair	55,000
	3	10-5	Pitt.	Pirates 7, Reds 1	Blyleven	LaCoss	42,240

World Series History

The Cincinnati Reds have played in four World Series during the 1970's and a total of eight overall – 1919, 1939, 1940, 1961, 1970, 1972, 1975 and 1976. Following is a history:

1919

Cincinnati's first appearance in a World Series was a successful one. The Reds beat the Chicago White Sox five games to three in what was then a nine game World Series.

Earle "Greasy" Neale, who would later gain fame in college and professional football, was the star of the Series for Cincinnati. He batted .357 to spark all hitters. On the mound Hod Eller won a pair of games.

The White Sox held the NL batting champion, Edd Roush, to a .214 average but he was sensational on defense, saving nearly a dozen runs in the eight games with circus catches.

1939

The New York Yankees swept the Reds in four straight games in the '39 World Series. It was a pitching dominated Series as the Yankees hit just .206 while the Reds batted .203. New York out-scored the Reds 20-8 and hit seven home runs to the Reds' none. Charlie Keller was the Yankees' star, batting .438 with three home runs. Frank McCormick hit .400 for Cincinnati.

Red Ruffing beat Paul Derringer, 2-1, in the Opener while Monte Pearson hurled a two-hit shutout as the Yankees won the second game, 4-0. New York won Game 3, 10-5 and then captured the Series with a 7-3 triumph in the fourth game.

1940

This Series went to the wire with the Reds beating the Detroit Tigers, 3-2, in the seventh game to capture the World Series.

Derringer and Bucky Walters each won two games for Cincinnati while Buck Newsom won a pair for Detroit. Newsom beat Derringer, 7-1 to win the opener, but Walters knotted the Series with a 5-3 victory in Game 2. Tommy Bridges beat Jim Turner in Game 3 as the Tigers scored a 7-4 triumph, but Derringer came back from his opening game defeat to even the Series once more, 5-2, breaking a Series jinx for him that started with his first appearance in the 1931 World Series.

Detroit went back on top three games to two in Game 5 as Newsom blanked the Reds, 8-0. Walters saved the Reds from elimination in Game 6, however, as he hurled a shutout, 4-0, setting the stage for the first Game 7 in a World Series in seven years.

The Reds scored two runs in the seventh inning to come from behind and win the game and the Series, 2-1. The winning run came home on Billy Meyers' long sacrifice fly.

1961

The Reds and the Yankees met for the second time and New York won this World Series, four games to one. The Yankees won the American League pennant as Roger Maris broke Babe Ruth's home run record with 61 and they didn't let up in the Series.

Whitey Ford got New York off and running in the opener with a two-hit, 2-0 victory. But Cincinnati tied the Series the next day as Joey Jay pitched a 6-2 decision.

Game 3 went to New York, 3-2, as Maris hit a game-winning home run in the ninth inning. Ford pitched six more shutout innings in Game 4, a 7-0 Yankee triumph. And then they finished off Cincinnati with a 13-5 victory in Game 5.

1970

Brooks Robinson dominated this World Series from Baltimore, both at the plate and in the field. He batted .429 and time after time thwarted the Reds with diving catches at third base. It was a five-game Series with the Reds winning Game 4.

The Orioles won the opener, 4-3, as Robinson hit a game-winning home run in the seventh inning. It was in this game that the now famous Bernie Carbo — Elrod Hendricks — Ken Burkhart collision took place.

Ty Cline hit a chopper up the first base line. Umpire Burkhart signaled fair as he straddled the base line in front of the plate. Whirling Hendricks attempted to tag Carbo as he came flying down from third. As Hendricks whirled, he knocked Burkhart to the seat of his pants and he lunged at Carbo. The Reds argued that Hendricks tagged Carbo with his glove, but the ball was in his right hand. The Reds protested but the play stood with Carbo out.

Game 2, without a wild scene, was won 6-5 by the Orioles. In Game 3 Baltimore scored a 9-3 triumph as Dave McNally became the first pitcher ever to hit a grand slam in Series play.

Lee May's three-run homer in the eighth inning of Game 4 saved the Reds from elimination 6-5, but Mike Cuellar cruised to a 9-3 Series-clinching triumph in Game 5.

1972

This was one of the closest World Series of all time. Six of the seven games were decided by one run.

Gene Tenace hit a pair of home runs in the opener as the Oakland A's beat the Reds, 3-2. Game 2 went to Oakland 2-1 as Joe Rudi made a ninth inning leaping catch to save the game for the A's.

Jack Billingham pitched a three-hit, 1-0 win in Game 3 to get the Reds going, but Oakland won the fourth game with a 3-2 win, scoring twice in the bottom of the ninth.

Game 5 was Cincinnati's from the first pitch, a home run by Pete Rose. In the end the Reds won it, 5-4, as Joe Morgan threw out John Odom at the plate to end the game. The only lopsided game went to Cincinnati in Game 6, 8-1. The A's won the Series the next day, 3-2.

1975

This Series was called by many the most exciting ever. The Reds won it in Game 7 as Morgan knocked in the winning run with a two-out, two-strike single.

Luis Tiant pitched a shutout in the first as Boston took a 1-0 lead. But in Game 2 the Reds scored twice in the ninth and came from behind, 3-2. Game 3 was Cincinnati's, 6-5 in 10 innings, as Morgan delivered the winning hit. Tiant evened the count in Game 4, though, nipping the Reds,

5-4, thanks to a five-run Boston fourth.

Tony Perez hit a pair of home runs in Game 5 as the Reds scored a 6-2 win. Then in Game 6 the Red Sox won the game as Carlton Fisk hit a home run in the bottom of the 12th inning.

That set the stage for game 7. The Reds trailed 3-0 going to the sixth, but Perez hit a two-run homer. Pete Rose singled home the tying run in the seventh and in the ninth Morgan delivered his game-winner.

1976


The Reds became the first National League team in more than 50 years to win two consecutive World Championships when they swept the Yankees in four straight games. Not since the New York Giants of 1921-22 had a NL team won two straight titles.

Cincinnati outscored New York 22-8 in the convincing victory. Johnny Bench led the Reds onslaught. He batted .533, the fourth highest World Series batting average ever, as he was selected the MVP of the Series.

Bench had plenty of help as the Reds batted .313 as a team. The pitching staff posted a nifty 2.00 ERA.

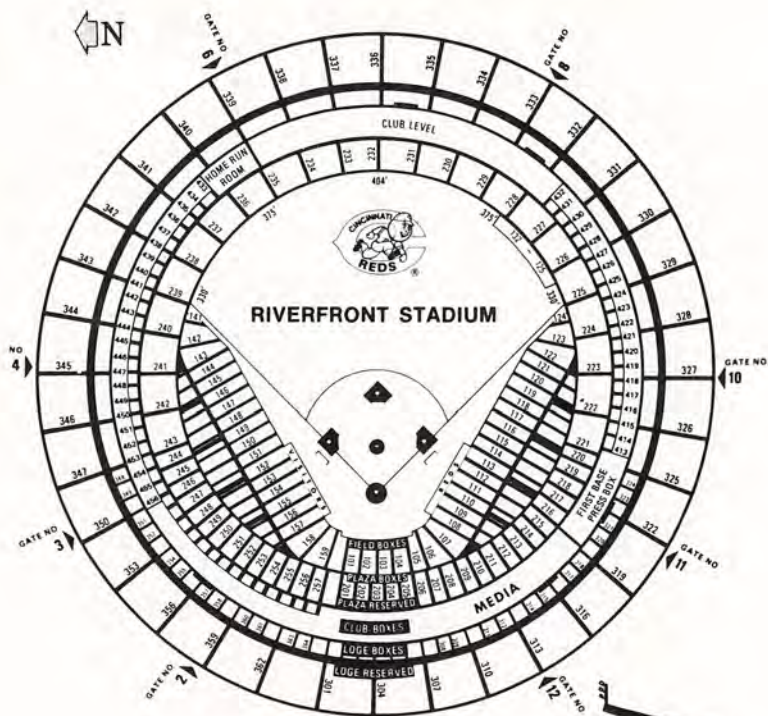
World Series Results

1919	1	10-1	Cin.	Reds 9, White Sox 1	Ruether	Cicotte	30,511
	2	10-2	Cin.	Reds 4, White Sox 2	Sallee	Williams	29,690
	3	10-3	Chi.	White Sox 3, Reds 0	Kerr	Fisher	29,126
	4	10-4	Chi.	Reds 2, White Sox 0	Ring	Cicotte	34,363
	5	10-6	Chi.	Reds 5, White Sox 0	Eller	Williams	34,379
	6	10-7	Cin.	White Sox 5, Reds 4 (10)	Kerr	Ring	32,006
	7	10-8	Cin.	White Sox 4, Reds 1	Cicotte	Sallee	13,923
	8	10-9	Chi.	Reds 10, White Sox 5	Eller	Williams	32,930
1939	1	10-4	N.Y.	Yankees 2, Reds 1	Ruffing	Derringer	58,541
	2	10-5	N.Y.	Yankees 4, Reds 0	Pearson	Walters	59,791
	3	10-7	Cin.	Yankees 7, Reds 3	Hadley	Thompson	32,723
	4	10-8	Cin.	Yankees 7, Reds 4 (10)	Murphy	Walters	32,794
1940	1	10-2	Cin.	Tigers 7, Reds 2	Newsom	Derringer	31,793
	2	10-3	Cin.	Reds 5, Tigers 3	Walters	Rowe	30,640
	3	10-4	Det.	Tigers 7, Reds 4	Bridges	Turner	52,877
	4	10-5	Det.	Reds 5, Tigers 2	Derringer	Trout	54,093
	5	10-6	Det.	Tigers 8, Reds 0	Newsom	Thompson	55,189
	6	10-7	Cin.	Reds 4, Tigers 0	Walters	Rowe	30,481
	7	10-8	Cin.	Reds 2, Tigers 1	Derringer	Newsom	26,854
1961	1	10-4	N.Y.	Yankees 2, Reds 0	Ford	O'Toole	62,397
	2	10-5	N.Y.	Reds 6, Yankees 2	Jay	Terry	63,083
	3	10-7	Cin.	Yankees 3, Reds 2	Arroyo	Purkey	32,589
	4	10-8	Cin.	Yankees 7, Reds 0	Ford	O'Toole	32,589
	5	10-9	Cin.	Yankees 13, Reds 5	Daley	Jay	32,589
1970	1	10-10	Cin.	Orioles 4, Reds 3	Palmer	Nolan	51,531
	2	10-11	Cin.	Orioles 6, Reds 5	Hunter	Wilcox	51,531
	3	10-13	Balt.	Orioles 9, Reds 3	McNally	Cloninger	51,773
	4	10-14	Balt.	Reds 6, Orioles 5	C. Carroll	Watt	53,007
	5	10-15	Balt.	Orioles 9, Reds 3	Cuellar	Merritt	45,341
1972	1	10-14	Cin.	Athletics 3, Reds 2	Holtzman	Nolan	52,918
	2	10-15	Cin.	Athletics 2, Reds 1	Hunter	Grimsley	53,224
	3	10-18	Oak.	Reds 1, Athletics 0	Billingham	Odum	49,410
	4	10-19	Oak.	Athletics 3, Reds 2	Fingers	C. Carroll	49,410
	5	10-20	Oak.	Reds 5, Athletics 4	Grimsley	Fingers	49,410
	6	10-21	Cin.	Reds 8, Athletics 1	Grimsley	Blue	52,737
	7	10-22	Cin.	Athletics 3, Reds 2	Hunter	Borbon	56,040
1975	1	10-11	Bos.	Red Sox 6, Reds 0	Tiant	Gullett	35,205
	2	10-12	Bos.	Reds 3, Red Sox 2	Eastwick	Drago	35,205
	3	10-14	Cin.	Reds 6, Red Sox 5 (10)	Eastwick	Willoughby	55,392
	4	10-15	Cin.	Red Sox 5, Reds 4	Tiant	Norman	55,667
	5	10-16	Cin.	Reds 6, Red Sox 2	Gullett	Cleveland	56,393
	6	10-21	Bos.	Red Sox 7, Reds 6 (12)	Wise	Darcy	35,205
	7	10-22	Bos.	Reds 4, Red Sox 3	C. Carroll	Burton	35,205
1976	1	10-16	Cin.	Reds 5, Yankees 1	Gullett	Alexander	54,826
	2	10-17	Cin.	Reds 4, Yankees 3	Billingham	Hunter	54,816
	3	10-19	N.Y.	Reds 6, Yankees 2	Zachry	Ellis	56,667
	4	10-21	N.Y.	Reds 7, Yankees 2	Nolan	Figueroa	56,700

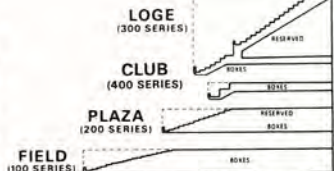


Riverfront Stadium

Riverfront Seating Diagram



Club Boxes	2,180
Box Seats	18,509
Reserved Seats	24,303
Loge Reserved	7,400
Total Capacity	52,392



Riverfront Stadium

Riverfront Stadium has been the home of the Cincinnati Reds since midway through the 1970 season when the new ball park was opened for the first time. Seating capacity is 52,392.

Construction of Riverfront started in 1968 and the Reds played their first baseball game in their new home park against the Atlanta Braves on June 30, 1970. It was built for an estimated cost of \$40,000,000. The stadium was financed through revenue bonds issued by Hamilton County and backed by the City of Cincinnati.

It was the first stadium of its kind to feature Astro-Turf on nearly all of the baseball diamond, with only sliding areas around the bases, the pitcher's mound and the batter's box not being covered by the artificial turf.

The stadium sits in the middle of a large parking garage. Three levels of parking accommodate 3,612 cars while the top or plaza level has spaces for 75 buses and vans. Another 1,657 cars can be parked on surface lots to the East and West of Riverfront while within a 12-block radius of the stadium there is enough parking to handle approximately 20,000 more automobiles.

Inter-State highways 75, 74 and 71 make it easily accessible from most parts of Reds Country. The recent completion of the I-275 circle freeway, the first in the nation to cross three states, also helps Riverfront-bound motorists from Ohio, Kentucky and Indiana.

The baseball field is symmetrical in design with measurements reaching 330 feet down each foul line, 375 feet in the power alleys in left center and right center and 404 feet to the deepest part in center.

Lighting is about the best in any professional sports stadium. More than 1,700 1,000 watt bulbs turn night into day at Riverfront.

A flood wall protects against high waters from the Ohio River. In case of a flood, entrances can be sealed off so that flood waters would be in garages, but the playing area, locker rooms, etc., would be dry. The flood wall protects against waters up to 78 feet deep.

For the statistically minded, the stadium required 370,000 lineal feet (70 miles) of reinforced concrete piling; 162,000 cubic yards of reinforced concrete; 9,500 tons of structural steel; 13,000 tons of reinforced steel; 600,000 square feet of masonry and 123,000 square feet of Astro-Turf.

Riverfront Stadium Firsts

First Game — Cincinnati vs. Atlanta, June 30, 1970
First at Bat — Sonny Jackson, June 30, 1970
First Hit — Felix Millan, June 30, 1970
First Cincinnati Hit — Pete Rose, June 30, 1970
First Run — Felix Millan, June 30, 1970
First Single — Felix Millan, June 30, 1970
First Double — Orlando Cepeda, June 30, 1970
First Triple — Pete Rose, July 1, 1970

First Home Run — Hank Aaron, June 30, 1970
First Cincinnati Home Run — Tommy Helms, July 1, 1970
First Base on Balls — Hank Aaron, June 30, 1970
First Strikeout — Sonny Jackson, June 30, 1970
First Strikeout, Pitcher — Jim McGlothlin, June 30, 1970
First Victory — Pat Jarvis, June 30, 1970
First Cincinnati Victory — Wayne Simpson, July 1, 1970

CINCINNATI REDS, INC.

100 Riverfront Stadium, Cincinnati, Ohio 45202

Telephone (AC 513) 421-4510

GAME TIMES

Game	Weekdays	Satur- days	Sundays
Single	12:30*	2:15**	2:15
Doubleheader	1:15		1:15
Night	7:35	7:00	
Twilight	5:30		

*Wed., April 8, 2:00 p.m.

**Thur., Oct. 1, 5:00 p.m.

ADMISSION PRICES

Box Seats	\$6.00
Club Box Seats	\$8.00
Reserved Seats	\$5.00
Loge Reserved	\$3.00

(sold only day of game unless all other tickets sold in advance)

Reds tickets are on sale at more than 50 locations in Ohio, Kentucky, Indiana and West Virginia. Box Seats are \$6.00, Club Box Seats are \$8.00 and Reserved Seats are \$5.00. Reserved Loge tickets are on sale the day of the game only (\$3.00 unless all other tickets for that game have been sold in advance). Opening Day prices are \$1.00 higher.

To order by mail specify date, number of tickets desired, and price of tickets. Make check or money order payable to Cincinnati Reds, Inc. Add .50 for postage and handling. Mail to Cincinnati Reds, Box 1970, Cincinnati, Ohio 45201.

Ticket Outlets

CINCINNATI

580 Walnut Street (580 Gifts & News)
Riverfront Stadium

Suburban Burkhardt's Stores in Kenwood,
Tri-County, Northgate, Florence

Suburban Elder-Beerman Stores in Beechmont Mall,
Swifton Center

Home Federal Savings & Loan, Western Hills

OHIO

Athens Marting's, Inc.
Bucyrus Crawford County Auto Club
Cambridge Guernsey County Auto Club
Celina The Style Shop
Chillicothe Sears
Columbus All Central Ticket Office Locations
Coshocton Coshocton County AAA
Dayton Rike's, Downtown & Dayton Mall
Delaware News Shop, Inc.
Fairfield Fairfield Pharmacy
Hamilton Clark's Sporting Goods
Hillsboro 1st Security Bank
Lancaster Buzzard's Nest #5
Lima Sears
Marion Palace Theater
Middletown Montgomery Ward
Mt. Vernon Mt. Vernon AAA

Newark Sears
Piqua Jack's Drugs
Portsmouth Marting's, Inc.
Reynoldsburg Buzzard's Nest (Eastland Mall)
Springfield Sears
Washington Court House Downtown Drugs
Zanesville Muskingum Motor Club

INDIANA

Bloomington Southern Sporting Goods
Columbus Hoosier Sporting Goods
Indianapolis All Sears Locations
Kokomo Sanburn's
Madison Rogers Drug Store
Muncie Retz Sporting Goods
Richmond Phillips Drugs
Shelbyville Farmers National Bank

KENTUCKY

Ashland Zwick Music Co.
Lexington Dawahare's (Fayette Mall)
Louisville Dawahare's (The Mall)
Maysville Maysville Sport Shop

WEST VIRGINIA

Huntington Southside Pharmacy

Riverfront Site of Baseball Attendance Records

The Cincinnati Reds drew more than two million fans to Riverfront Stadium in 1980 for the eighth consecutive year, and no team in the history of professional baseball has ever done better.

Riverfront is the capitol of Reds Country and capital is the way to spell the success the Reds have had at the turnstiles. Nearly 2.1 million fans saw the Reds play this past season, a major league attendance record all the more remarkable because Cincinnati comprises the second smallest market in major league baseball. Only the Los Angeles Dodgers have equalled the Reds' work of surpassing two million in attendance eight consecutive years.

But there has been good reason for fans to pack into Riverfront from hundreds and thousands of miles around. Four times since the Reds moved into Riverfront in 1970, Cincinnati has been a World Series host. Hank Aaron tied Babe Ruth with his 714th home run on opening day of 1974 and Pete Rose picked up his 3,000th hit at Riverfront. The 1970 All-Star game was played here, with the National League winning on Rose's famous home plate collision with Ray Fosse providing the winning run.

Following a Cincinnati tradition, Riverfront Stadium has seen a number of "firsts" when it comes to packing them in. The Reds were the first team ever to sell out a regular season game in advance, accomplishing that feat in 1974 and then again in 1975 against the arch-rival Los Angeles Dodgers. Cincinnati was also the first team ever to sell out the Championship Series in advance, doing it first in 1973.

The Reds had a total home paid attendance of 22.6 million fans during the decade of the 1970s, nearly 13 times the total population of metropolitan Cincinnati. That's the highest ratio of attendance to population, by far, of any major league baseball team.

The Reds' attendance total of 22,603,795 includes regular season games, Championship Series in 1970-72-73-75-76-79, and World Series in 1970-72-75-76. The Reds had more than one million fans for post-season games alone, the only team to surpass the million mark.

Only one team in baseball, the Los Angeles Dodgers, attracted more fans for home games than the Reds. The Dodgers, drawing from a metropolitan population of 9.3 million, had just over 25 million fans for the decade. To achieve the same ratio as the Reds, the Dodgers would have had to draw 121 million fans.

Paid Attendance Data — 1980

Date No.	Date	Day	Opponent	Game			Season
				No.	Attendance	Series	
1	4-9	Wednesday	Atlanta	1	51,774		51,774
2	4-11	Friday	Atlanta	2	12,902		64,676
3	4-12	Saturday	Atlanta	3	11,839		76,515
4	4-13	Sunday	Atlanta	4	32,996	109,511	109,511
5	4-14	Monday	San Francisco	5	10,296		119,807
6	4-15	Tuesday	San Francisco	6	11,544		131,351
7	4-16	Wednesday	San Francisco	7	15,603	37,443	146,954
8	4-29	Tuesday	Houston	8	18,092		165,046
9	4-30	Wednesday	Houston	9	19,821		184,867
10	5-1	Thursday	Houston	10	18,215	56,128	203,082
11	5-2	Friday	Chicago	11	25,993		229,075
12	5-3	Saturday	Chicago	12	27,165		256,240
13	5-4	Sunday	Chicago	13-14	32,041	85,199	288,281
14	5-9	Friday	Philadelphia	15	32,583		320,864
15	5-10	Saturday	Philadelphia	16	28,919		349,783
16	5-11	Sunday	Philadelphia	17	25,920	87,422	375,703
17	5-13	Tuesday	New York	18	18,732		394,435
18	5-14	Wednesday	New York	19	21,785	40,517	416,220
19	5-23	Friday	Montreal	20	23,311		439,531
20	5-24	Saturday	Montreal	21	30,024		469,555
21	5-25	Sunday	Montreal	22	27,433	80,768	496,988
22	5-26	Monday	Los Angeles	23-24	29,483		526,471
23	5-27	Tuesday	Los Angeles	25	20,296	49,779	546,767
24	6-6	Friday	San Diego	26	23,329		570,096
25	6-7	Saturday	San Diego	27	27,004		597,100
26	6-8	Sunday	San Diego	28	26,272		623,372
27	6-9	Monday	San Diego	29	19,688	96,293	643,060
28	6-10	Tuesday	Pittsburgh	30	26,648		669,708
29	6-11	Wednesday	Pittsburgh	31	29,211		698,919
30	6-12	Thursday	Pittsburgh	32	31,557	87,416	730,476
31	6-20	Friday	St. Louis	33	32,640		763-116
32	6-21	Saturday	St. Louis	34	31,186		794,302
33	6-22	Sunday	St. Louis	35	29,182	93,008	823,484
34	6-24	Tuesday	Atlanta	36	22,682		846,166
35	6-25	Wednesday	Atlanta	37	23,457	46,139	869,623
36	7-4	Friday	Houston	38	37,047		906,670
37	7-5	Saturday	Houston	39-40	44,083		950,753
38	7-6	Sunday	Houston	41	30,045	111,175	980,798
39	7-12	Saturday	San Francisco	42-43	35,584		1,016,382
40	7-13	Sunday	San Francisco	44	25,014		1,041,396
41	7-14	Monday	San Francisco	45	20,158	80,756	1,061,554
42	7-15	Tuesday	Montreal	46	21,589		1,083,143
43	7-16	Wednesday	Montreal	47	20,023		1,103,166
44	7-17	Thursday	Montreal	48	20,290	61,902	1,123,456
45	7-18	Friday	New York	49-50	30,026		1,153,482
46	7-19	Saturday	New York	51	40,079		1,193,561
47	7-20	Sunday	New York	52	24,081	94,186	1,217,642
48	7-21	Monday	Philadelphia	53	27,177		1,244,819
49	7-22	Tuesday	Philadelphia	54	28,079		1,272,898
50	7-23	Wednesday	Philadelphia	55	29,614	84,870	1,302,512
51	8-4	Monday	San Diego	56-57	25,162		1,327,674
52	8-5	Tuesday	San Diego	58	23,180		1,350,854
53	8-6	Wednesday	San Diego	59	27,070	75,412	1,377,924
54	8-8	Friday	Los Angeles	60	40,339		1,418,263
55	8-9	Saturday	Los Angeles	61	45,095		1,463,358
56	8-10	Sunday	Los Angeles	62	35,179	120,613	1,498,537
57	8-18	Monday	St. Louis	63	25,404		1,523,941
58	8-19	Tuesday	St. Louis	64	32,751		1,556,692
59	8-20	Wednesday	St. Louis	65	30,013	88,168	1,586,705

Paid Attendance Data — 1980

Date No.	Date	Day	Opponent	Game		Series	Season
				No.	Attendance		
60	8-22	Friday	Pittsburgh	66	37,936		1,624,641
61	8-23	Saturday	Pittsburgh	67	43,482		1,668,123
62	8-24	Sunday	Pittsburgh	68	37,072	118,490	1,705,195
63	8-25	Monday	Chicago	69	20,330		1,725,525
64	8-26	Tuesday	Chicago	70	20,632	40,962	1,746,157
65	9-12	Friday	Los Angeles	71	36,287		1,782,444
66	9-13	Saturday	Los Angeles	72	38,542		1,820,986
67	9-14	Sunday	Los Angeles	73	34,038	108,867	1,855,024
68	9-15	Monday	San Francisco	74	16,002		1,871,076
69	9-16	Tuesday	San Francisco	75	12,706	28,208	1,883,232
70	9-17	Wednesday	Houston	76	25,092		1,908,324
71	9-18	Thursday	Houston	77	23,861	48,953	1,937,185
72	9-30	Tuesday	San Diego	78	14,779		1,946,964
73	10- 1	Wednesday	San Diego	79	11,764	26,543	1,958,728
76	10- 5	Sunday	Atlanta	80	18,868		1,977,596
74	10- 3	Friday	Atlanta	81	14,376		1,991,972
75	10- 4	Saturday	Atlanta	82	30,478	63,722	2,022,450

Paid Home Attendance Year By Year

1901	205,728	1921	311,227	1941	643,513	1961	1,117,603
1902	217,300	1922	493,754	1942	427,031	1962	982,095
1903	351,680	1923	575,063	1943	379,122	1963	858,805
1904	391,915	1924	473,707	1944	409,567	1964	862,466
1905	313,927	1925	464,920	1945	290,970	1965	1,047,824
1906	330,056	1926	672,987	1946	715,751	1966	742,958
1907	317,500	1927	442,164	1947	899,975	1967	958,300
1908	399,200	1928	490,490	1948	823,386	1968	733,354
1909	424,643	1929	295,040	1949	707,782	1969	987,991
1910	380,622	1930	386,727	1950	538,794	1970	1,803,568
1911	300,000	1931	263,316	1951	588,268	1971	1,501,122
1912	344,000	1932	356,950	1952	604,197	1972	1,611,459
1913	258,000	1933	218,281	1953	548,086	1973	2,017,601
1914	100,791	1934	206,773	1954	704,167	1974	2,164,307
1915	218,878	1935	448,247	1955	693,662	1975	2,315,603
1916	255,846	1936	446,245	1956	1,125,928	1976	2,629,708
1917	269,056	1937	411,221	1957	1,070,850	1977	2,519,670
1918	163,009	1938	706,756	1958	788,582	1978	2,532,497
1919	532,501	1939	981,443	1959	801,298	1979	2,356,933
1920	568,107	1940	850,180	1960	663,486	1980	2,002,450

Road Attendance Past 25 Years

1980 marked the 25th consecutive year that the Reds have gone over the one million mark in road attendance.

1956	1,103,875	1962	1,085,051	1968	1,143,245	1974	1,653,909
1957	1,140,235	1963	1,051,198	1969	1,316,360	1975	1,693,810
1958	1,143,874	1964	1,087,093	1970	1,605,874	1976	1,840,861
1959	1,072,931	1965	1,451,838	1971	1,398,686	1977	2,140,987
1960	1,141,962	1966	1,406,030	1972	1,403,413	1978	2,320,616
1961	1,181,977	1967	1,357,652	1973	1,572,586	1979	1,959,597
			1980	1,876,787						

Top Ten Riverfront Stadium Crowds

1.	56,393	Game 5	World Series, October 16, 1975
2.	56,040	Game 7	World Series, October 22, 1972
3.	55,667	Game 4	World Series, October 15, 1975
4.	55,392	Game 3	World Series, October 14, 1975
5.	55,047	Game 3	Championship Series, October 12, 1975
6.	55,006	Game 1	Championship Series, October 2, 1979
7.	55,000	Game 2	Championship Series, October 3, 1979
8.	54,826	Game 1	World Series, October 16, 1976
9.	54,816	Game 2	World Series, October 17, 1976
10.	54,752	Game 2	Championship Series, October 5, 1975

Top Ten Regular Season Crowds

1.	53,390	Houston, April 11, 1976
2.	53,328	Pittsburgh, July 9, 1976
3.	52,949	Houston, April 8, 1976
4.	52,526	Los Angeles, April 7, 1975
5.	52,315	Atlanta, September 15, 1973
6.	52,286	Houston, July 16, 1977
7.	52,285	Houston, August 3, 1973
8.	52,216	Chicago, July 9, 1972
9.	52,154	Atlanta, April 4, 1974
10.	52,147	Atlanta, June 23, 1974

Largest Crowds By Teams

Atlanta	52,315	September 15, 1973
Chicago	52,116	July 9, 1972
Houston	53,390	April 11, 1976
Los Angeles	52,526	April 7, 1975
Montreal	51,049	July 17, 1976
New York	54,041	October 7, 1973
Philadelphia	55,047	October 12, 1976
Pittsburgh	54,752	October 5, 1975
St. Louis	51,617	June 13, 1976
San Diego	51,869	April 6, 1977
San Francisco	52,115	April 4, 1979

Largest Crowds (Regular Season)

Opening Day	52,949	Houston, April 8, 1976
Single Week Day	52,949	Houston, April 8, 1976
Single Night	51,083	Los Angeles, Sept. 6, 1974
Two-Night DH	53,328	Pittsburgh, July 9, 1976
Saturday Afternoon	51,091	Philadelphia, Aug. 28, 1976
Saturday Night	52,315	Atlanta, Sept. 15, 1973
Sunday Single	53,390	Houston, April 11, 1976
Sunday Doubleheader	52,147	Atlanta, June 23, 1974
3-Day, 3-Game Series	152,565	Los Angeles, Sept. 6-8, 1974
3-Day, 4-Game Series	153,641	Los Angeles, June 24-26, 1977
4-Day, 4-Game Series	190,382	Philadelphia, Aug. 26-29, 1976

Reds Day-by-Day Schedule

Date	Opponent	Time	Reds	Opp.	W/L	Record	Crowd
APRIL			P.M.				
Wed.	8 Philadelphia	2:00	_____	_____	_____	_____	_____
Thu.	9 OFF		_____	_____	_____	_____	_____
Fri.	10 at Atlanta	7:35	_____	_____	_____	_____	_____
Sat.	11 at Atlanta	7:35	_____	_____	_____	_____	_____
Sun.	12 at Atlanta	2:05	_____	_____	_____	_____	_____
Mon.	13 at San Diego	10:05	_____	_____	_____	_____	_____
Tue.	14 at San Diego	10:05	_____	_____	_____	_____	_____
Wed.	15 at San Diego	10:05	_____	_____	_____	_____	_____
Thu.	16 OFF		_____	_____	_____	_____	_____
Fri.	17 St. Louis	7:35	_____	_____	_____	_____	_____
Sat.	18 St. Louis	2:15	_____	_____	_____	_____	_____
Sun.	19 St. Louis	2:15	_____	_____	_____	_____	_____
Mon.	20 OFF		_____	_____	_____	_____	_____
Tue.	21 Atlanta	7:35	_____	_____	_____	_____	_____
Wed.	22 Atlanta	12:30	_____	_____	_____	_____	_____
Thu.	23 at Houston	8:35	_____	_____	_____	_____	_____
Fri.	24 at Houston	8:35	_____	_____	_____	_____	_____
Sat.	25 at Houston	1:20	_____	_____	_____	_____	_____
Sun.	26 at Houston	3:05	_____	_____	_____	_____	_____
Mon.	27 OFF		_____	_____	_____	_____	_____
Tue.	28 San Diego	7:35	_____	_____	_____	_____	_____
Wed.	29 San Diego	7:35	_____	_____	_____	_____	_____
Thu.	30 San Diego	7:35	_____	_____	_____	_____	_____
MAY							
Fri.	1 at St. Louis	8:35	_____	_____	_____	_____	_____
Sat.	2 at St. Louis	1:20	_____	_____	_____	_____	_____
Sun.	3 at St. Louis	2:15	_____	_____	_____	_____	_____
Mon.	4 OFF		_____	_____	_____	_____	_____
Tue.	5 Pittsburgh	7:35	_____	_____	_____	_____	_____
Wed.	6 Pittsburgh	7:35	_____	_____	_____	_____	_____
Thu.	7 Pittsburgh	7:35	_____	_____	_____	_____	_____
Fri.	8 Houston	7:35	_____	_____	_____	_____	_____
Sat.	9 Houston	2:15	_____	_____	_____	_____	_____
Sun.	10 Houston	2:15	_____	_____	_____	_____	_____
Mon.	11 Houston	7:35	_____	_____	_____	_____	_____
Tue.	12 Chicago	7:35	_____	_____	_____	_____	_____
Wed.	13 Chicago	7:35	_____	_____	_____	_____	_____
Thu.	14 Chicago	7:35	_____	_____	_____	_____	_____
Fri.	15 at Pittsburgh	7:35	_____	_____	_____	_____	_____
Sat.	16 at Pittsburgh	2:15	_____	_____	_____	_____	_____
Sun.	17 at Pittsburgh	1:35	_____	_____	_____	_____	_____
Mon.	18 OFF		_____	_____	_____	_____	_____
Tue.	19 at Chicago	2:35	_____	_____	_____	_____	_____
Wed.	20 at Chicago	2:35	_____	_____	_____	_____	_____
Thu.	21 at Chicago	2:35	_____	_____	_____	_____	_____
Fri.	22 Los Angeles	7:35	_____	_____	_____	_____	_____
Sat.	23 Los Angeles	2:15	_____	_____	_____	_____	_____
Sun.	24 Los Angeles (2)	1:15	_____	_____	_____	_____	_____

Date	Opponent	Time	Reds	Opp.	W/L	Record	Crowd
MAY (cont.)		P.M.					
Mon. 25	San Francisco	7:00	_____	_____	_____	_____	_____
Tue. 26	San Francisco	7:35	_____	_____	_____	_____	_____
Wed. 27	San Francisco	7:35	_____	_____	_____	_____	_____
Thu. 28	San Francisco	12:30	_____	_____	_____	_____	_____
Fri. 29	at Los Angeles	10:35	_____	_____	_____	_____	_____
Sat. 30	at Los Angeles	4:05	_____	_____	_____	_____	_____
Sun. 31	at Los Angeles	4:05	_____	_____	_____	_____	_____

JUNE

Mon. 1	at San Francisco	10:35	_____	_____	_____	_____	_____
Tue. 2	at San Francisco	10:35	_____	_____	_____	_____	_____
Wed. 3	at San Francisco	10:35	_____	_____	_____	_____	_____
Thu. 4	OFF		_____	_____	_____	_____	_____
Fri. 5	Montreal	7:35	_____	_____	_____	_____	_____
Sat. 6	Montreal	7:00	_____	_____	_____	_____	_____
Sun. 7	Montreal	2:15	_____	_____	_____	_____	_____
Mon. 8	OFF		_____	_____	_____	_____	_____
Tue. 9	at New York	8:05	_____	_____	_____	_____	_____
Wed. 10	at New York	8:05	_____	_____	_____	_____	_____
Thu. 11	at New York	8:05	_____	_____	_____	_____	_____
Fri. 12	at Montreal	7:35	_____	_____	_____	_____	_____
Sat. 13	at Montreal	2:15	_____	_____	_____	_____	_____
Sun. 14	at Montreal	1:35	_____	_____	_____	_____	_____
Mon. 15	at Philadelphia	7:35	_____	_____	_____	_____	_____
Tue. 16	at Philadelphia	7:35	_____	_____	_____	_____	_____
Wed. 17	New York	7:35	_____	_____	_____	_____	_____
Thu. 18	New York	7:35	_____	_____	_____	_____	_____
Fri. 19	Philadelphia	7:35	_____	_____	_____	_____	_____
Sat. 20	Philadelphia	7:00	_____	_____	_____	_____	_____
Sun. 21	Philadelphia	2:15	_____	_____	_____	_____	_____
Mon. 22	OFF		_____	_____	_____	_____	_____
Tue. 23	St. Louis	7:35	_____	_____	_____	_____	_____
Wed. 24	St. Louis	12:30	_____	_____	_____	_____	_____
Thu. 25	St. Louis	7:35	_____	_____	_____	_____	_____
Fri. 26	Atlanta (2)	5:30	_____	_____	_____	_____	_____
Sat. 27	Atlanta	7:00	_____	_____	_____	_____	_____
Sun. 28	Atlanta	2:15	_____	_____	_____	_____	_____
Mon. 29	at Houston	8:35	_____	_____	_____	_____	_____
Tue. 30	at Houston	8:35	_____	_____	_____	_____	_____

JULY

Wed. 1	at Houston	8:35	_____	_____	_____	_____	_____
Thu. 2	OFF		_____	_____	_____	_____	_____
Fri. 3	at San Diego	10:05	_____	_____	_____	_____	_____
Sat. 4	at San Diego	10:05	_____	_____	_____	_____	_____
Sun. 5	at San Diego	4:05	_____	_____	_____	_____	_____
Mon. 6	OFF		_____	_____	_____	_____	_____
Tue. 7	at Atlanta	7:35	_____	_____	_____	_____	_____
Wed. 8	at Atlanta	7:35	_____	_____	_____	_____	_____
Thu. 9	at Atlanta	7:35	_____	_____	_____	_____	_____

Date	Opponent	Time	Reds	Opp.	W/L	Record	Crowd
JULY (cont.)		P.M.					
Fri. 10	San Diego	7:35	_____	_____	_____	_____	_____
Sat. 11	San Diego	7:00	_____	_____	_____	_____	_____
Sun. 12	San Diego	2:15	_____	_____	_____	_____	_____
Mon. 13	OFF		_____	_____	_____	_____	_____
Tue. 14	ALL-STAR GAME		_____	_____	_____	_____	_____
Wed. 15	OFF		_____	_____	_____	_____	_____
Thu. 16	Houston	7:35	_____	_____	_____	_____	_____
Fri. 17	Houston	7:35	_____	_____	_____	_____	_____
Sat. 18	Houston	2:15	_____	_____	_____	_____	_____
Sun. 19	Pittsburgh (2)	1:15	_____	_____	_____	_____	_____
Mon. 20	Pittsburgh	7:35	_____	_____	_____	_____	_____
Tue. 21	at St. Louis	8:35	_____	_____	_____	_____	_____
Wed. 22	at St. Louis	8:35	_____	_____	_____	_____	_____
Thu. 23	at St. Louis	8:35	_____	_____	_____	_____	_____
Fri. 24	Chicago	7:35	_____	_____	_____	_____	_____
Sat. 25	Chicago	7:00	_____	_____	_____	_____	_____
Sun. 26	Chicago	2:15	_____	_____	_____	_____	_____
Mon. 27	at Pittsburgh	7:35	_____	_____	_____	_____	_____
Tue. 28	at Pittsburgh	7:35	_____	_____	_____	_____	_____
Wed. 29	at Pittsburgh	7:35	_____	_____	_____	_____	_____
Thu. 30	OFF		_____	_____	_____	_____	_____
Fri. 31	at Chicago	2:35	_____	_____	_____	_____	_____

AUGUST

Sat. 1	at Chicago	2:20	_____	_____	_____	_____	_____
Sun. 2	at Chicago	2:20	_____	_____	_____	_____	_____
Mon. 3	OFF		_____	_____	_____	_____	_____
Tue. 4	Los Angeles	7:35	_____	_____	_____	_____	_____
Wed. 5	Los Angeles	7:35	_____	_____	_____	_____	_____
Thu. 6	OFF		_____	_____	_____	_____	_____
Fri. 7	at San Francisco	10:35	_____	_____	_____	_____	_____
Sat. 8	at San Francisco	4:05	_____	_____	_____	_____	_____
Sun. 9	at San Francisco(2)	3:05	_____	_____	_____	_____	_____
Mon. 10	at Los Angeles	8:35	_____	_____	_____	_____	_____
Tue. 11	at Los Angeles	10:35	_____	_____	_____	_____	_____
Wed. 12	at Los Angeles	10:35	_____	_____	_____	_____	_____
Thu. 13	OFF		_____	_____	_____	_____	_____
Fri. 14	San Francisco	7:35	_____	_____	_____	_____	_____
Sat. 15	San Francisco	7:00	_____	_____	_____	_____	_____
Sun. 16	San Francisco	2:15	_____	_____	_____	_____	_____
Mon. 17	OFF		_____	_____	_____	_____	_____
Tue. 18	Philadelphia	7:35	_____	_____	_____	_____	_____
Wed. 19	Philadelphia	7:35	_____	_____	_____	_____	_____
Thu. 20	OFF		_____	_____	_____	_____	_____
Fri. 21	New York	7:35	_____	_____	_____	_____	_____
Sat. 22	New York	7:00	_____	_____	_____	_____	_____
Sun. 23	New York	2:15	_____	_____	_____	_____	_____
Mon. 24	New York	7:35	_____	_____	_____	_____	_____
Tue. 25	at Montreal	7:35	_____	_____	_____	_____	_____
Wed. 26	at Montreal	7:35	_____	_____	_____	_____	_____

Date	Opponent	Time	Reds	Opp.	W/L	Record	Crowd
AUGUST (cont.)			P.M.				
Thu.	27 at Montreal	7:35	_____	_____	_____	_____	_____
Fri.	28 at New York	8:05	_____	_____	_____	_____	_____
Sat.	29 at New York	7:05	_____	_____	_____	_____	_____
Sun.	30 at New York	2:05	_____	_____	_____	_____	_____
Mon.	31 Montreal	7:35	_____	_____	_____	_____	_____

SEPTEMBER

Tue.	1 Montreal	7:35	_____	_____	_____	_____	_____
Wed.	2 Montreal	7:35	_____	_____	_____	_____	_____
Thu.	3 at Philadelphia	7:35	_____	_____	_____	_____	_____
Fri.	4 at Philadelphia	8:05	_____	_____	_____	_____	_____
Sat.	5 at Philadelphia	7:05	_____	_____	_____	_____	_____
Sun.	6 at Philadelphia	1:35	_____	_____	_____	_____	_____
Mon.	7 San Diego	7:00	_____	_____	_____	_____	_____
Tue.	8 San Diego	7:35	_____	_____	_____	_____	_____
Wed.	9 San Diego	12:30	_____	_____	_____	_____	_____
Thu.	10 OFF		_____	_____	_____	_____	_____
Fri.	11 Los Angeles	7:35	_____	_____	_____	_____	_____
Sat.	12 Los Angeles	7:00	_____	_____	_____	_____	_____
Sun.	13 Los Angeles	2:15	_____	_____	_____	_____	_____
Mon.	14 at Houston	8:35	_____	_____	_____	_____	_____
Tue.	15 at Houston	6:00	_____	_____	_____	_____	_____
Wed.	16 at San Francisco	10:35	_____	_____	_____	_____	_____
Thu.	17 at San Francisco	10:35	_____	_____	_____	_____	_____
Fri.	18 at Los Angeles	10:35	_____	_____	_____	_____	_____
Sat.	19 at Los Angeles	10:05	_____	_____	_____	_____	_____
Sun.	20 at Los Angeles	4:05	_____	_____	_____	_____	_____
Mon.	21 at San Diego	10:05	_____	_____	_____	_____	_____
Tue.	22 at San Diego	10:05	_____	_____	_____	_____	_____
Wed.	23 at San Diego	10:05	_____	_____	_____	_____	_____
Thu.	24 OFF		_____	_____	_____	_____	_____
Fri.	25 at Atlanta	7:35	_____	_____	_____	_____	_____
Sat.	26 at Atlanta	7:35	_____	_____	_____	_____	_____
Sun.	27 at Atlanta	2:05	_____	_____	_____	_____	_____
Mon.	28 San Francisco	7:35	_____	_____	_____	_____	_____
Tue.	29 San Francisco	7:35	_____	_____	_____	_____	_____
Wed.	30 Houston	7:35	_____	_____	_____	_____	_____

OCTOBER

Thu.	1 Houston	5:00	_____	_____	_____	_____	_____
Fri.	2 Atlanta	7:35	_____	_____	_____	_____	_____
Sat.	3 Atlanta	2:15	_____	_____	_____	_____	_____
Sun.	4 Atlanta	2:15	_____	_____	_____	_____	_____

ALL GAMES CINCINNATI TIME
(2) DOUBLEHEADER



Marty Brennaman

Reds Radio Network



Joe Nuxhall

Marty Brennaman and Joe Nuxhall call the play-by-play action on the Cincinnati Reds Radio network. All regular season and pre-season games are aired on flagship station WLW in Cincinnati and the Reds Radio network.

Heading the Reds network, which is more than 110 stations in nearly 100 markets in seven states, is WHIO in Dayton. Other major outlets in Reds country are WAVE, Louisville; WLAP, Lexington; WMNI, Columbus; WIFE, Indianapolis; WCHS, Charleston; and WGNT, Huntington.

Anheuser-Busch is the prime sponsor on WLW and the network.

Marathon Oil is a co-sponsor on WLW and the network. Kahn's and IH(AG) are participating sponsors on both WLW and the network.

Kings Island and Nu Maid Margarine are participating sponsors on the network. The First National Bank of Cincinnati, Frisch's Restaurants and Pepsi-Cola are co-sponsors on WLW. Sweeney Chevrolet and Cincinnati Bell are participating sponsors on WLW.

Brennaman is in his eighth season as the Reds' play-by-play announcer while Nuxhall is in his 15th.



Bill Brown

Reds Television Network



Ray Lane


WLWT Television in Cincinnati holds the television rights to Reds games in 1981. Flagship station on the network is WLWT, Channel 5. Bill Brown is play-by-play commentator for the 1981 season and Ray Lane is color commentator. Brown is in his sixth season on the Reds telecasts while the veteran Lane is in his third.

Television Network*

Cincinnati	5	WLWT	Lexington	18	WLEX
Columbus	4	WCMH	Lima	35	WLIO
Dayton	2	WDTN	Louisville	41	WDRB
Ft. Wayne	55	WFFT	Nashville	17	WZTV
Huntington	3	WSAZ	Winston-Salem	12	WXII
Indianapolis	4	WTTV	*others to be announced		

1981 Cincinnati Reds Radio Network

Primary Market	Station	Frequency	Primary Market	Station	Frequency
OHIO			FLORIDA		
Archbold	WHFD	95.9	Stuart	WSTU	1450
Athens	WXTQ	105.5	Tampa	WHBO	1050
Cambridge	WILE	96.7	W. Palm Beach	WJNO	1230
Celina	WKKI	94.3	KENTUCKY		
Chillicothe	WBEX	1490	Bardstown	WOKH	96.7
	WBEX FM	93.3	Bowling Green	WLBJ	1410
	WNRE	1540	Branbenburg	WMMG	93.5
Circleville	WNRE FM	107.1	Campbellsville	WCKQ	1450
	WMNI	920	Central City	WNES	1050
Columbus	WHIO	1290		WNES FM	101.9
Dayton	WHMQ	100.5	Corbin	WCTT	680
Findlay	WJEH	990	Cynthiana	WCYN	1400
Gallipolis	WYPC FM	101.5		WCYN FM	102.3
	WURD	97.7	Danville	WHIR	1230
Georgetown	WSRW	106.7	Frankfort	WFKY	1490
Hillsboro	WIRO	1230	Glasgow	WKAY	1490
Ironton	WHOK	95.5		WGGC	95.1
Lancaster	WIMA	1150	Grayson	WUGO	102.3
Lima	WMOA	1490	Hazard	WSGS	101.1
Marietta	WDIF	94.3	Jamestown	WJRS	103.1
Marion	WMPO	1390	Lebanon	WLSK FM	100.9
Middleport	WMPO FM	92.1	Lexington	WLAP	630
Pomeroy	WPFM	910	Louisa	WVKY	1270
Middletown	WMVO	93.7	Louisville	WAVE	970
Mt. Vernon	WNKO	101.7	Madisonville	WKTG	93.9
Newark	WPTW	1570	Maysville	WFTM	1240
Piqua	WPTW FM	95.7		WFTM FM	95.9
	WPAY	1400	Munfordville	WLOC	1150
Portsmouth	WPAY FM	104.1		WLOC FM	102.3
	WAZU	102.9	Pikeville	WDHR	92.1
Springfield	WCHO	1250	Pineville	WANO	1230
Washington CH	WCHO FM	105.5	Prestonsburg	WDOC	95.5
Court House	WKOV	1330	Richmond	WCBR	1110
Wellston	WKOV FM	96.7		WCBR FM	101.7
	WHIZ	1240	Somerset	WSFC	1240
Zanesville	WDIF	94.3		WSEK	96.7
Marion			Vanceburg	WKKS	1570
			West Liberty	WLKS	1450
			Winchester	WKDJ	100.1
INDIANA			VIRGINIA		
Anderson	WHBU	1240	Gate City/ Kingsport	WGAT	104.9
Aurora	WSCH	99.3			
Batesville	WRBI	103.9	Marion	WMJD	97.7
Bedford	WBIW	1340		WMEV	1010
	WBIF	105.5		WMEV FM	93.9
	WCRD	100.1	WEST VIRGINIA		
Bluffton	WWWY	104.9	Beckley	WJLS	560
Columbus	WCNB	100.3	Bluefield	WHIS	1440
Connersville	WCVL	1550	Charleston	WCHS	580
Crawfordsville	WWHC	104.9	Huntington	WGNT	930
Hartford City	WIFE	1310	Logan	WVOW	1290
Indianapolis	WITZ	104.7		WVOW FM	101.9
Jasper	WIOU	1350	Montgomery	WMON	1340
Kokomo	WIOU FM	93.5	Parkersburg	WPAR	1450
	WQTY	93.5	Welch	WXEE	1340
Linton	WLBC	1340	Wheeling/ Bellaire	WOMP	1290
Muncie	WPGW	1440	Williamson	WBTH	1400
Portland	WKBV	1490	TENNESSEE		
Richmond	WRIA	101.3	Bristol	WOPI	1490
	WRCR	94.3	Clinton/ Knoxville	WYSH	104.9
Rushville	WMPI	100.9	Erwin	WXIS	103.9
Scottsburg	WSVL	1520	Livingston	WLIV	920
Shelbyville	WAVV	95.9		WLIV FM	95.9
Vevay	WKUZ	95.9			
Wabash	WZZY	98.3			
Winchester					



Reds Farm System

Farm System Keeps Looking Up

The Reds' farm system keeps them coming up so the Reds' fortunes keep looking up.

Six of the starting eight in the Reds' 1980 lineup and seven of the pitchers came up through the Reds' organization. Both of the other starters and all the other pitchers were acquired in trades for players who likewise were products of the Reds farm system.

It is a method of developing champions that has worked exceedingly well. An impressive scouting bureau headed by Reds Vice President for Scouting Joe Bowen works hard at locating and spotting talent, despite the handicap of perennially picking near the bottom of each round of the draft.

A farm system with six teams — the largest number in baseball — then develops those players into major leaguers. Reds Vice President of Player Personnel Sheldon "Chief" Bender oversees that system.

And what he saw in 1980 has been very encouraging.

Indianapolis, for example, was loaded with talent, but Reds fans already know that. Last year Cincinnati called on its AAA affiliate for such players as Joe Price, Paul Householder, Sheldon Burnside, Jay Howell, Bruce Berenyi, Ed Milner and Geoff Combe.

Combe was called up in September after setting an American Association record with 23 saves to go along with a 2.22 earned run average. It was the second year in a row that the 24-year-old fork ball specialist had broken a league saves record, having posted 27 in the Southern League in 1979. Berenyi was the Indians' top starter, leading the American Association with 121 strikeouts. Milner continued to impress with his speed (24 stolen bases) and defensive ability.

There was plenty more to write home about from Waterbury, where the Reds' AA affiliate won its Eastern League Division, before bowing two games to one in the playoffs.

The team's success could be traced to some fairly simple elements — power, speed, pitching and defense. The power barrage was led by third baseman Nick Esasky, who led the Eastern League with 30 home runs to go with 82 RBI's and a .270 batting average. Outfielder Paul Herring complemented that with 16 homers and 62 RBI's.

Speed was represented by second baseman Tom Lawless, who, as his name would suggest, was a consummate thief. Like Combe, Lawless set his second league record in as many years by stealing 64 bases. He teamed with Esasky and promising major league shortstop prospect Tom Foley to give Waterbury quite a dynamic infield.

The AA Reds also had some of the league's top pitching. In fact, Jose Brito was named as the loop's righthanded All-Star pitcher. His credentials included 175 strikeouts in 172 innings with a 12-6 record. He and left-handed ace Bill Scherrer had plenty of help out of the bull pen from Doug Nuenschwander and Jeff Lahti. Nuenschwander was 7-1 with 7 saves and a 2.17 ERA, while Lahti led the team with 15 saves to go with a 2.86 ERA.

Pitching was also at the forefront at Tampa where starters Mike Dowless and Mike Sullivan had respective ERA's of 1.68 and 1.76. Offensive honors went to club MVP Gary Redus, who was among the league leaders in batting (.301), homers (16), RBI's (68) and stolen bases (50). Defensively the Florida State League affiliate was another that was strong up the middle, with the nifty double play combination of Adolpho Feliz and

Hector Rincones.

One more top-notch shortstop in the organization can't hurt, and Midwest League affiliate Cedar Rapids (Class A) had just that in Eski Viltz. The 20-year-old infielder had 140 hits, the highest total for a Cedar Rapids player in 10 years. He batted .287 with 54 RBIs and .15 stolen bases.

Eugene brought home a Northwest League co-championship after the team's playoff with Bellingham ended in a 1-1 deadlock. Crestwell Pratt was the star of the Class A Emeralds. A native of the Bahamas, Pratt had 92 hits and 64 RBIs in 66 games with a .368 batting average. The ace of the Eugene mound staff was Cincinnati native Jeff Russell.

Billings continued to win championships and set attendance records in the Pioneer League.

It was another talented infield that was the story for the Mustangs. Shortstop Michael Foote hit .304 with 19 stolen bases and a couple of familiar baseball names complemented him "around the horn." Daniello Tartabull, son of former American League outfielder Jose Tartabull hit .299 and Steve Leppert, son of Houston Astros Coach Don Leppert, turned in .289 hitting and another 18 base thefts. Catcher David Miley also hit .289 and showed plenty of promise behind the plate. Righthander Scot Ender (6-1, 2.40) was the top starter, while Anthony Threatt posted a 2.30 ERA with 79 strikeouts in just 47 innings out of the bullpen.

Reds' Team Wins Instructional League Title

Three players promoted to the Reds' 40-man roster over the winter — Gary Redus, Jeff Lahti and Tom Lawless — played key roles in the success of the Reds' entry in the Florida Instructional League this fall, which won the Northern Division championship.

The young Reds had a 31-19 record with one tie in the 11-team division to edge Minnesota and Detroit, which tied for second with 29-18-3 records.

Redus, hit .338 and led the Instructional League team in hits (49), runs (30), doubles (9) and triples (3), while learning the intricacies of playing first base.

Lawless, batted .318 and had 18 stolen bases.

Lahti, had a 1.08 ERA with three wins and eight saves this fall. Two of Lahti's Waterbury teammates during the regular season, Bill Scherrer and Keefe Cato, also had outstanding fall records. The lefthanded Scherrer had a 4-0 mark with a 1.60 ERA, while the righthanded Cato was the top winner with an 8-1 mark.

1980 Florida Instructional League Statistics:

Player	AVG.	AB	H	HR	RBI	Pitching	ERA	W-L	IP	BB	SO
Barnes, Skeeter	.308	156	48	1	20	Cato, Keefe	2.24	8-1	52	19	37
Christmas, Steve	.366	41	15	0	4	Hayes, Ben	1.71	2-1	48	13	29
Foley, Tom	.244	86	21	1	10	Jackson, Larry	3.77	3-4	50	11	28
Foote, Mike	.192	57	11	0	8	Jones, Ken	2.29	5-4	51	18	40
Gilbert, Mark	.328	119	39	0	12	Lahti, Jeff	1.08	3-2	34	9	24
Herring, Paul	.338	133	45	4	25	Martinez, Dean	4.48	1-4	34	21	16
Kripner, Mike	.254	55	14	0	4	Mayles, Rick	7.01	0-2	23	29	14
Lawless, Tom	.318	110	35	0	10	Neuenschwander, Doug	1.92	2-1	38	17	15
Leppert, Steve	.267	86	23	0	7	Scherrer, Bill	1.60	4-0	45	17	39
Little, Chub	.189	95	18	0	9	Threatt, Tony	1.41	3-0	19	14	13
McKinney, Greg	.326	92	30	3	23						
Miley, David	.158	63	10	0	1						
Pratt, Crestwell	.198	106	21	3	9						
Redus, Gary	.338	145	49	3	24						

JUNE 1980 DRAFT

REGULAR PHASE

No.	Player	Pos.	Ht.	Wt.	Age	B-T	Hometown
1.	Ronald Robinson	RHP	6-4	200	18	R-R	Woodlake, CA
2-A.	James Pettibone	RHP	6-4	190	17	R-R	Scottsdale, AZ
2-B.	Ken Jones	RHP	6-0	180	21	R-R	Lennox, CA
2-C.	David Miley	C	6-2	190	18	L-R	Tampa, FL
3.	Danielo Tartabull	2B	6-0	175	17	R-R	Miami, FL
4.	Ken Scarpace	OF	6-0	170	20	L-L	Westland, MI
5.	Stephen Leppert	2B	5-11	180	21	S-R	Ninevah, IN
6.	Miguel Salguero	RHP	6-1	190	17	R-R	Miami, FL
7.	Thomas Wesley	1B	6-3	195	22	R-R	Blockton, AL
8.	Eric Davis	SS	6-2	165	18	R-R	Los Angeles, CA
9.	Tim Hume	SS	5-10	165	18	R-R	St. Petersburg, FL
10.	Larry Simcox	SS	6-2	165	21	R-R	Chattanooga, TN
11.	Thomas Marino	C	6-2	205	17	R-R	Pembroke Pines, FL
12.	Scott Terry	OF	5-11	185	20	R-R	Portland, TX
13.	Broderick Walker	SS	6-0	165	18	R-R	Houston, TX
14.	David Lochner	LHP	6-0	178	20	L-L	Dayton, OH
15.	John Edmonds	OF	6-3	185	22	L-R	Inglewood, CA
16.	Anthony Threatt	RHP	6-0	172	21	R-R	Paducah, KY
17.	William Metil	2B/3B	6-0	170	21	L-R	Pittsburgh, PA
18.	Charles Smith	OF	5-10	160	17	R-R	St. Petersburg, FL
19.	Douglas Barba	RHP	6-6	220	17	R-R	San Diego, CA
20.	Anthony Delancy	SS	6-3	195	18	R-R	Mims, FL
21.	Edward White	2B	5-10	165	18	R-R	Canal Winchester, OH
22.	Michael Murray	3B	6-0	175	23	R-R	Ft. Mitchell, KY
23.	Stephen Brier	C	6-1	200	18	R-R	Salisbury, NC
24.	Scot Ender	RHP	6-4	205	21	R-R	Cedar Falls, IA
25.	Roger Lewis	RHP	6-0	170	18	R-R	Rapid City, SD
26.	Calvin James	1B	5-10	175	17	L-L	Carol City, FL
27.	David Hall	OF	6-1	185	20	R-R	Spokane, WA
28.	Thomas Layton	RHP	6-4	210	19	R-R	Tulsa, OK
29.	Timothy Stout	OF	5-11	170	18	R-R	Yakima, WA
30.	Michael Foote	2B	6-1	180	21	R-R	Albuquerque, NM
31.	Sean Sevrens	C	6-3	185	20	R-R	Cheney, WA
32.	Curtis Heidenreich	RHP	6-7	220	20	R-R	Crystal Lake, IL
33.	Willie Wilson	OF	6-2	187	17	R-R	Jesup, GA
34.	David Carter	RHP	5-11	165	18	R-R	Orlando, FL

SECONDARY PHASE

1.	Kevin Maroney	OF	6-0	178	20	R-R	Dayton, OH
2.	Edwin Schneider	LHP	6-1	185	20	L-L	Cincinnati, OH
3.	Randall O'Neal	RHP	6-2	187	19	R-R	W. Palm Beach, FL
4.	Jeffrey Adams	C	6-1	185	19	R-R	Tustin, CA
5.	Scott Meir	C	5-11	200	19	R-R	Lodi, CA

January 1981 Draft

REGULAR PHASE

No.	Player	Pos.	Ht.	Wt.	Age	B-T	Hometown
1.	Dan Durst	RHP	6-0	175	20	R-R	Plover, WI
2.	Damon Farmar	OF	6-2	180	18	R-R	Los Angeles, CA
3.	Randy Romagna	RHP	5-11	170	18	R-R	Cherry Tree, PA
4.	Terrell Ayo	2B	5-9	145	19	R-R	Oakland, CA
5.	John Minyard	RHP	6-3	190	18	R-R	Lansing, IL
6.	John Foley	OF/1B	6-0	165	19	L-L	Port Charlotte, FL
7.	William Kincacon	RHP	6-4	215	21	L-R	Oak Park, IL

SECONDARY PHASE

1.	Robert Murphy	LHP	6-2	185	20	L-L	Miami, FL
2.	Tyson Hubbard III	RHP	6-3	195	20	R-R	Darlington, SC
3.	Derek Tatuso	LHP	5-10	160	22	L-L	Aiea, HI

SCOUTING

JOE BOWEN, Director

AREA SUPERVISORS

LARRY BARTON, JR.
1051 El Camino Lane
Santa Ana, CA 92705
714-832-1391

GENE BENNETT
1102 Van Dyke Avenue
Wheelersburg, OH 45694
614-574-2941-H
614-456-4191-O

PORTER BLINN
817 Pleasant Valley Road
South Windsor, CT 06074
203-526-6729-H
203-289-5391-Daughter

DAVE CALAWAY
P. O. Box 1196
Rosamond, CA 93560
805-256-3253

ROBERT "BUS" CAMPBELL
5224 South Grant Street
Littleton, CO 80121
303-789-1291

BILL CLARK
3906 Grace Ellen Drive
Columbia, MO 65201
314-474-4510

MARTIN D. DAILY
1515-C Split Oak Lane
Richmond, VA 23229
804-282-4632

LARRY D'AMATO
P. O. Box 536
Tualatin, OR 97062
503-638-7994

RENO DeBENEDETTI
13713 Pinto Lane
Lodi, CA 95240
209-727-5754

LARRY DOUGHTY
Route #2, Box 412-A
Vinemont, AL 35179
205-734-5856

ELMER GRAY
3323 Latonia Avenue
Pittsburgh, PA 15216
412-563-4680

EDWIN HOWSAM
8745 Via De La Luna
Scottsdale, AZ 85258
602-948-9688

JULIAN MOCK
5003 Lynn Drive
College Park, GA 30337
404-997-3924-H
404-996-1686-O

CHET MONTGOMERY
901 South Elm Street
Henderson, KY 42420
502-826-7845

EDWARD J. ROEBUCK
3434 Warwood Road
Lakewood, CO 90712
213-425-3488

JOHNNY SIERRA
Calle Manuel Ubaldo Gomez # 191
Santo Domingo, Dominican
Republic 682-8316

NEIL SUMMERS
827 Stanton Avenue
Baldwin, LI, NY 11510
516-223-3772-H
212-921-9772-O

FRED UHLMAN
4002 Luna Trail
Georgetown, TX 78626
512-863-7252

GEORGE ZURAW
1419 Deer Creek Drive
Englewood, FL 33533
813-474-2126

SCOUTS

EARL BROWN, JR.
524 E. 66th Street
Los Angeles, CA 90003
213-751-9713

JAMES DAVIES
8 Cedar Brook Avenue
Bridgeton, NJ 08302
609-451-3768

JESSE DAVIS
4321 South Lee
Spokane, WA 99203
509-448-1080

EO DeBENEDETTI
2356 Rockingham Circle
Lodi, CA 95240
209-369-9669

DON GUST
9321 South 3400 West
West Jordan, UT 84084
801-255-3081

FRED HAYES
91 N. 32nd Street
Battle Creek, MI 49015
616-962-6441

HERB HESS
521 S. Green Street
Wichita, KS 67211
316-683-2446

LES HOUSER
11609 Namba North East
Albuquerque, NM 87123
505-299-3942-H
505-292-0152-O

JAMES KAUFFMAN
14513 So. Union
Riverdale, IL 60627
312-849-2271

ROBERT LEE
6240 South Fountain
Seattle, WA 98178
206-725-3756

RIC LESSMANN
400 Glan Tai
Manchester, MO 63011
314-227-9312

FRED MILES
1842 Grove Road
El Cajon, CA 92020
714-442-7593

RAFAEL SANTO DOMINGO
Box 21
Orocovis, Puerto Rico 00720
809-789-2750

HARRY STEINRIEDE
4711 Giesledale Drive
Cincinnati, OH 45238
513-471-5114

GAETAN STE-MARIE
926 DeBourgnogne, Apt. #2
Ste. Foy, Quebec, Canada
418-651-4766

ROBERT SYMONDS
660 Woodhollow Lane
Buffalo Grove, IL 60090
312-541-7445

JIM VENNARI
303 Wetgall Street
Pomeroy, OH 45769
614-992-5593

WILLIAM WEAVER
609 Bear Tavern Road
West Trenton, NJ 08628
609-882-1559

PHILIP ZELMAN
9515 SW 47th Street
Miami, FL 33165
305-221-1536

MURRAY ZUK
Box 639
Souris, Manitoba, Canada R0K 2C0
204-483-2687-H
204-483-2161-O

CONSULTING SCOUTS

LARRY BARTON, SR.
Route #4, Box 728
Eufaula, OK 74432
918-689-2375

REX BOWEN
506 E. 4th Street
Cincinnati, OH 45202
513-621-6052

-or-
Captains Quarters
101 N. Riverside Drive
New Smyrna Beach, FL 32069

PAUL CAMPBELL
P. O. Box 1724
Fairfield Glade, TN 38555
615-484-4819

TONY ROBELLO
3504 Wesley Street
Fr. Worth, TX 76111
817-834-1293

PLAYER DEVELOPMENT

Reds Minor League Review — 1980

Sheldon "Chief" Bender, Vice President,
 Woody Woodward, Assistant General Manager
 Sal Artiaga, Business Coordinator
 Mike Compton, Field Coordinator
 Ted Kluszewski, Hitting Instructor
 Scott Breedon, Pitching Instructor
 Marc Bombard, Pitching Coach

1979 Affiliates

Club Classification	League	Executive	Field Manager
Indianapolis—AAA	American Association	Max Schumacher	Jim Beauchamp
Waterbury—AA	Eastern League	Mike DeVito	George Scherger
Tampa—A	Florida State	Mike Moore	Jim Lett
Cedar Rapids—A	Midwest	Don Buchheister	Randy Davidson
Eugene—A	Northwest	Bob Wilson	Greg Riddoch
Billings—A	Pioneer		Jim Hoff

Indianapolis Indians AAA (58-77) American Association

Player	AB	H	HR	RBI	AVG.	Pitcher	G	W-L	IP	BB	SO	ERA
Doyle	379	94	1	22	.248	Berenyi	20	5-8	123	100	*121	4.32
Grace	431	102	5	52	.237	Brown	40	6-7	123	49	73	3.44
Hale	412	113	27	77	.274	Burnside	51	5-1	80	31	46	3.04
Householder	464	137	9	50	.295	Combe	60	2-2	77	35	72	2.22
+ Hughes	77	13	0	9	.169	+ Dawley	25	4-6	77	31	28	4.56
Lyle	228	62	4	42	.272	Howell	25	5-11	98	71	73	5.05
Menees	456	119	5	36	.261	Kelly	29	11-11	178	55	72	4.04
Milner	468	118	5	37	.252	+ O'Keefe	12	3-4	59	30	23	4.27
O'Neill	70	13	1	9	.186	Price	11	4-4	79	30	83	3.87
Santo Domingo	281	62	1	19	.221	Rothschild	33	8-7	113	44	74	4.22
Van Gorder	253	57	3	26	.225	Torres	55	2-7	78	38	49	6.00
Walker	351	87	6	30	.248	Young	21	3-9	95	38	54	4.26
Werner	219	60	6	35	.274							

Waterbury Reds AA (75-64) Eastern League

Player	AB	H	HR	RBI	AVG.	Pitcher	G	W-L	IP	BB	SO	ERA
Aldrich	409	95	5	43	.232	Brito	25	12-6	172	75	175	3.14
Barnes	533	156	4	64	.293	+ Buckle	4	1-2	26	10	12	3.81
Christmas	347	84	7	44	.242	+ Cato	12	3-7	73	28	25	3.82
+ Duval	163	36	2	23	.221	+ Dawley	7	2-2	49	25	33	2.94
Esasky	425	115	*30	79	.271	Dye	48	9-7	102	37	75	4.15
Foley	477	119	4	41	.249	Fiorillo	26	4-3	51	28	28	4.24
Gilbert	154	31	0	6	.201	Hughes	21	5-7	96	30	57	4.13
Hamilton	255	60	3	33	.235	Lahti	55	7-8	91	40	78	2.77
Herring	453	121	16	62	.267	Mayer	11	4-3	49	27	32	3.49
Lawless	498	137	2	29	.275	Neuenschwander	56	7-1	89	41	48	2.22
Sarrett	98	17	0	4	.173	+ O'Keefe	18	6-1	86	48	32	3.20
Sohns	176	30	1	14	.170	Scherrer	25	7-8	151	58	84	3.34
						Town	29	8-9	147	43	50	3.31

*—led league

+—Played with more than one team

Tampa Tarpons A (64-67) Florida State League

Player	AB	H	HR	RBI	AVG.	Pitcher	G	W-L	IP	BB	SO	ERA
Adams	54	14	1	7	.259	Buchanan	27	7-7	101	40	62	4.28
Bobby	232	53	0	21	.228	+ Cato	11	6-3	74	14	42	1.70
+ Corbett	103	19	0	4	.184	Dowless	26	12-8	166	51	130	*1.68
+ Duval	119	33	1	14	.277	Hayes	41	1-4	61	42	59	3.84
Feliz, A.	447	120	1	37	.268	Jackson	22	7-6	105	52	50	3.77
+ Johnson	204	38	0	14	.186	+ Kepshire	29	5-4	54	19	26	2.00
Lais	225	59	1	26	.262	Lesley	37	4-2	76	40	44	2.01
McKinney, G.	262	61	3	19	.233	LoCascio	45	3-5	67	49	53	3.49
Redus	452	136	16	68	.301	Martinez	20	1-1	39	22	27	2.54
Rincones	419	93	0	24	.222	Mulholland	8	1-0	11	6	7	3.27
Scarpace	259	53	1	14	.205	Noble	15	2-3	36	19	24	2.25
Simon	131	23	0	11	.176	Ramsey	20	3-7	87	40	67	2.79
Sorel	71	13	0	6	.183	Robinson	13	4-6	76	16	44	3.32
Taylor	203	44	3	27	.217	Schrimser	10	1-5	33	19	12	4.91
+ Tirado	39	7	0	1	.179	Sullivan	16	6-6	102	27	54	1.76
Walker	397	100	5	43	.252							

Cedar Rapids Reds A (59-81) Midwest League

Player	AB	H	HR	RBI	AVG.	Pitcher	G	W-L	IP	BB	SO	ERA
Barbee	118	25	0	11	.212	Box	54	5-5	120	27	60	2.93
+ Corbett	188	39	2	12	.207	+ Buckle	17	5-5	103	42	82	3.06
Drzayich	425	100	19	66	.235	Daniels	52	4-9	79	31	59	4.90
Hoenstein	277	59	0	27	.213	DeJulio	35	5-3	82	22	55	2.41
+ Hughes	144	30	0	14	.208	+ Fiorillo	11	4-3	74	27	67	4.26
Jendra	181	39	2	17	.215	Gibson	28	6-15	146	53	74	4.93
+ Johnson	119	37	1	15	.311	Guinn	28	9-10	158	93	109	3.65
Jones	332	66	11	33	.199	McKinney, C.	16	4-5	70	35	51	3.60
Kripner	170	44	1	20	.259	Moore	64	4-6	91	51	75	3.96
Lapple	144	22	0	7	.153	Skaggs	24	5-13	131	51	73	4.60
Masone	449	101	10	58	.225	Straker	34	6-5	135	66	89	3.73
Miller	346	87	1	23	.251							
Mota	523	126	0	31	.241							
Porte	227	47	2	20	.207							
Viltz	488	140	5	54	.287							
Waller	53	8	1	3	.151							

Eugene Emeralds A (37-33) Northwest League

Player	AB	H	HR	RBI	AVG.	Pitcher	G	W-L	IP	BB	SO	ERA
Davis	73	16	1	11	.219	Adams	19	2-2	47	21	30	6.32
Feliz	78	15	0	4	.192	Ayers	21	4-6	58	32	41	6.67
Guzman	134	37	3	21	.276	Ferguson	20	1-2	45	31	28	6.60
Hall	214	71	6	51	.332	Freeburg	17	3-3	37	29	21	5.11
Hinds	245	79	3	33	.322	Jones, K.	15	7-4	96	46	80	4.41
Jones, R.	217	53	2	24	.244	+ Kepshire	8	3-4	42	15	18	6.21
Lamar	43	16	1	12	.372	Klosicki	17	6-2	87	35	60	3.21
Little	292	91	10	54	.312	Mulholland	11	1-1	23	17	21	5.87
Pratt	250	92	8	64	.368	Rothey	17	3-4	49	50	43	6.80
Severns	158	34	4	31	.215	Russell	13	6-5	90	50	75	3.00
Sorel	147	34	1	15	.231	Stamper	15	1-1	29	21	20	4.66
Tirado	36	9	1	6	.250							
Wenzel	144	35	6	31	.243							
Williams	43	6	0	1	.140							

Billings Mustangs A (44-26) Pioneer League

Player	AB	H	HR	RBI	AVG.	Pitcher	G	W-L	IP	BB	SO	ERA
Defancy	72	16	0	9	.222	Barba	15	0-3	23	21	16	3.91
Estep	173	45	1	25	.260	Bowden	13	8-3	72	20	48	3.38
Footo	253	77	1	28	.304	Canavan	20	3-0	36	31	30	6.25
Garcia	32	7	0	1	.219	Ender	15	6-1	75	31	60	2.40
Hume	32	4	0	2	.125	Layton	18	5-3	76	31	55	3.32
Leppert	242	70	0	36	.289	Lochner	11	4-1	45	20	58	5.20
Marino	34	12	1	11	.353	Molina	18	5-5	69	23	51	2.87
Maroney	109	28	1	8	.257	Myles	10	2-0	16	20	23	8.44
Metts	47	12	0	8	.255	Pettibone	14	2-6	57	39	42	5.84
Miley	194	56	2	38	.289	Raines	23	2-2	41	25	44	4.39
Murray	174	44	0	25	.253	Salgueiro	14	2-1	43	32	27	7.12
Smith	74	19	0	8	.257	Threatt	18	5-1	47	25	79	2.30
Tartabull	157	47	2	27	.299							
Terry	251	65	4	45	.259							
Walker	99	28	0	13	.283							
Wesley	279	75	5	60	.269							

*—led league

+—played with more than one team.

1980 TEAM BATTING

Club	PCT	G	AB	R	H	2B	3B	HR	RBI	SB
St. Louis	.275	162	5608	738	1541	300	49	101	688	117
Philadelphia	.270	162	5625	728	1517	272	54	117	674	140
Pittsburgh	.266	162	5517	666	1469	249	38	116	626	209
Los Angeles	.263	163	5568	663	1462	209	24	148	638	123
CINCINNATI	.262	163	5516	707	1445	256	45	113	668	156
Houston	.261	163	5566	637	1455	231	67	75	599	194
Montreal	.257	162	5465	694	1407	250	61	114	647	237
New York	.257	162	5478	611	1407	218	41	61	554	158
San Diego	.255	163	5540	591	1410	195	43	67	546	239
Chicago	.251	162	5619	614	1411	251	35	107	578	93
Atlanta	.250	161	5402	630	1352	226	22	144	597	73
San Francisco	.244	166	5368	573	1310	199	44	80	539	100
TOTALS	.259	973	66272	7852	17186	2856	523	1243	7354	1839

1980 TEAM PITCHING

Club	ERA	G	CG	SV	SHO	IP	H	R	ER	HR	TBB	SO
Houston	3.10	163	31	41	18	1482.2	1367	589	511	69	466	929
Los Angeles	3.24	163	24	42	19	1472.2	1358	591	531	105	480	835
Philadelphia	3.43	162	25	40	8	1480.0	1419	639	564	87	530	889
San Francisco	3.46	161	27	35	10	1448.1	1446	634	556	92	492	811
Montreal	3.48	162	33	36	15	1456.2	1447	629	563	100	460	823
Pittsburgh	3.58	162	25	43	8	1458.1	1422	646	580	110	451	832
San Diego	3.65	163	19	39	9	1466.1	1474	654	595	97	536	728
Atlanta	3.77	161	29	37	9	1428.0	1397	660	598	131	454	696
CINCINNATI	3.85	163	30	37	12	1459.1	404	670	624	113	506	833
New York	3.85	162	17	33	9	1451.1	1473	702	621	140	510	886
Chicago	3.89	162	13	35	6	1479.0	1525	728	639	109	589	923
St. Louis	3.93	162	34	27	9	1447.0	1454	710	632	90	495	664
TOTALS	3.60	973	307	445	132	17529.2	17186	7852	7014	1243	5969	9849

Road Hotels

Atlanta	Marriott Motor Hotel	(404) 659-6500
Chicago	Chicago Marriott	(312) 836-0100
Houston	Marriott Motor Hotel	(713) 797-9000
Los Angeles	Los Angeles Hilton	(213) 629-4321
Montreal	Parc Régent	(514) 288-6666
New York	New York Sheraton	(212) 247-8000
Philadelphia	Hilton Hotel of Philadelphia	(215) 387-8333
Pittsburgh	Pittsburgh Hilton	(412) 391-4600
St. Louis	Stouffer's Inn	(314) 241-9500
San Diego	Sheraton Harbor Island	(714) 291-2900
San Francisco	San Francisco Hilton	(415) 771-1400



Spring Training

SPRING TRAINING

Headquarters

International Inn Motel
Westshore & Kennedy Blvds.
Tampa, Florida 33609
813-877-7611

Training Camp

Al Lopez Field
Dale Mabry & Tampa Bay Blvd.
P.O. Box 4648
Tampa, Florida 33677
813 877-9340

Reporting Dates

Batterymen — Feb. 26
First Workout — Feb. 27
Remainder of Squad — March 3
First Workout — March 4

Minor League Complex

Redsland
Himes Ave. & Columbus Drive
Tampa, Florida 33677
813 877-9350

The spring training home for the Reds is Tampa, Fla., about 1,000 miles down Interstate 75 from Cincinnati. This is the 48th year of training in Tampa since the Reds first went to the Cigar City in 1931, training there continuously except for three years during World War II when travel restrictions sent the Reds to the Indiana University campus in Bloomington.

The Reds play their home Grapefruit League pre-season games at Al Lopez Field on Tampa's West Side. The field is named in honor of Hall of Famer Al Lopez, a Tampa native.

Early training and site of Cincinnati's minor league spring headquarters is Redsland, a \$250,000 complex consisting of four baseball diamonds, a central observation tower, four batting cages and three warm up pitching areas.

Redsland, which is located three blocks south of Al Lopez Field on Tampa's Dale Mabry Avenue, is built on a 1,000 by 1,230-foot lot. It was constructed in 1969 after the Tampa Sports Authority built Tampa Stadium on the Reds' former minor league complex.

This spring the Reds play a 26-game pre-season schedule, including two split-squad games. Thirteen of the games will be played at Al Lopez Field.

Cincinnati pitchers and catchers report to Redsland Feb. 26 with the first workout schedule Feb. 27. The remainder of the squad reports March 3 with the first workout March 4. The first pre-season game is March 14 against the Toronto Blue Jays at Duneuin.

Year-by-Year Spring Training Sites

Year	Location	Year	Location	Year	Location
1895	Mobile, Alabama	1906	San Antonio, Texas	1918	Montgomery, Alabama
1896-1897	New Orleans, Louisiana	1907	Marlin, Texas	-1919	Waxahacie, Texas
1898	Fort Worth, Texas	1908	St. Augustine, Florida	1920	Miami, Florida
1899	Columbus, Georgia	1909	Atlanta, Georgia	1921	Cisco, Texas
1900	New Orleans, Louisiana	1910-1911	Hot Springs, Arkansas	1922	Mineral Wells, Texas
1901-1902	Cincinnati, Ohio	1912	Columbus, Georgia	1923-1930	Orlando, Florida
1903	Augusta, Georgia	1913	Mobile, Alabama	1931-1942*	Tampa, Florida
1904	Dallas, Texas	1914-1915	Alexandria, Louisiana	1943-1945	Bloomington, Indiana
1905	Jacksonville, Florida	1916-1917	Shreveport, Louisiana	1946-	Tampa, Florida

*In 1936, Reds trained at San Juan, Puerto Rico from Feb. 10 to March 10 and from March 10 to March 30 at Tampa.

1980 Spring Training Statistics

HITTING	AVG.	G	AB	R	H	2B	3B	HR	RBI	SB-C
Auerbach	.206	13	34	2	7	1	0	0	1	0-0
Bench	.286	11	21	5	6	3	0	1	9	0-1
Christmas	.250	8	16	2	4	1	0	0	2	0-0
Collins	.264	19	53	12	14	2	0	0	4	0-1
Concepcion	.262	15	42	6	11	2	0	1	5	1-0
Cruz	.281	13	32	2	9	0	0	0	1	1-0
Driessen	.250	16	48	7	12	4	0	0	6	0-0
Foley	.333	11	15	2	5	1	0	0	1	0-0
Foster	.200	9	30	5	6	0	0	1	2	0-0
Geronimo	.400	12	25	3	10	1	0	3	4	0-0
Grace	.417	12	24	4	10	1	1	1	5	0-0
Griffey	.364	8	22	4	8	1	0	0	1	0-1
Hale	.241	15	29	6	7	1	0	3	8	0-0
Householder	.138	14	29	3	4	0	0	0	6	0-1
Kennedy	.286	12	35	7	10	2	0	0	4	1-0
Knight	.345	18	58	8	20	7	0	2	14	0-0
Mejias	.389	11	18	3	7	2	0	0	2	0-0
Milner	.125	10	16	0	2	0	0	0	1	0-0
Oester	.189	13	37	2	7	4	0	0	0	0-1
Santo Domingo	.167	8	12	1	2	0	0	0	0	0-1
Spilman	.421	16	38	6	16	3	1	4	14	0-0
Van Gorder	.211	10	19	0	4	0	0	0	0	0-0
Walker	.333	14	27	7	9	2	0	2	6	0-0
Werner	.467	8	15	2	7	2	0	0	0	0-0
*REDS TOTALS	.273	22	732	101	200	40	4	18	96	3-6

* — Includes pitchers' batting

PITCHING	ERA	W-L	G	IP	H	R-ER	BBSO	Longest
Bair	4.50	0-0	8	8	8	5-4	2	6
Berenyi	6.00	0-2	4	11.2	16	13-8	6	11
Bonham	7.88	0-2	3	8	11	7-7	2	2
Brito	0.00	0-0	2	2	1	0-0	0	2
Brown	7.20	0-1	3	5	9	4-4	1	4
Burnside	3.75	0-0	6	12	11	5-5	2	2
Combe	5.14	0-2	7	7	8	4-4	4	3
Dawley	0.00	0-0	2	2	1	0-0	1	0
Howell	4.50	0-0	2	4	8	3-2	1	0
Hume	4.50	0-1	7	12	16	8-6	3	2
LaCoss	6.00	3-1	5	18	27	17-12	8	3
Leibrandt	1.13	3-0	4	16	11	5-2	2	7
Moskau	7.71	0-0	3	7	8	7-6	3	2
Pastore	2.25	1-2	4	20	13	5-5	2	6
Sarmiento	6.23	0-1	5	13	21	10-9	4	7
Scherrer	0.00	0-0	1	1	1	0-0	0	1
Seaver	3.46	2-0	3	13	12	6-5	6	8
Soto	2.70	0-1	6	11.1	10	5-3	6	13
Tomlin	2.25	0-0	7	8	6	2-2	2	4
Torres	2.00	0-0	6	9	6	3-2	4	3
Reds Totals	4.12	9-13	22	188	204	109-86	59	86

ATTENDANCE: Home 29,702 (3,300 avg.)
Road 55,138 (4,241 avg.)

Reds Record: Home 4-5
Road 5-8
Vs. N.L. 5-5
Vs. A.L. 4-8

1981 Spring Training Schedule

Day	Date	Opponent	Time	Reds	Opp.	Record
Sat.,	Mar. 14	Reds vs. Toronto at Dunedin	1:30 p.m.	_____	_____	_____
Sun.,	Mar. 15	Reds vs. Pittsburgh at Tampa	1:30 p.m.	_____	_____	_____
Mon.,	Mar. 16	Reds vs. Houston at Cocoa	1:30 p.m.	_____	_____	_____
Tue.,	Mar. 17	*Reds vs. Minnesota at Tampa	1:30 p.m.	_____	_____	_____
		*Reds vs. St. Louis at St. Petersburg	1:30 p.m.	_____	_____	_____
Wed.,	Mar. 18	Reds vs. Kansas City at Fort Myers	1:30 p.m.	_____	_____	_____
Thu.,	Mar. 19	Reds vs. Detroit at Lakeland	8:00 p.m.	_____	_____	_____
Fri.,	Mar. 20	Reds vs. St. Louis at St. Petersburg	1:30 p.m.	_____	_____	_____
Sat.,	Mar. 21	Reds vs. Boston at Tampa	1:30 p.m.	_____	_____	_____
Sun.,	Mar. 22	Reds vs. Houston at Tampa	1:30 p.m.	_____	_____	_____
Mon.,	Mar. 23	Reds vs. Chicago White Sox at Sarasota	1:30 p.m.	_____	_____	_____
		Reds vs. Detroit at Lakeland	8:00 p.m.	_____	_____	_____
Tue.,	Mar. 24	Reds vs. Los Angeles at Tampa	1:30 p.m.	_____	_____	_____
Wed.,	Mar. 25	Reds vs. Baltimore at Tampa	1:30 p.m.	_____	_____	_____
Thu.,	Mar. 26	Reds vs. Minnesota at Orlando	1:30 p.m.	_____	_____	_____
Fri.,	Mar. 27	Reds vs. Kansas City at Tampa	1:30 p.m.	_____	_____	_____
Sat.,	Mar. 28	Reds vs. Houston at Tampa	1:30 p.m.	_____	_____	_____
Sun.,	Mar. 29	Reds vs. Detroit at Tampa	1:30 p.m.	_____	_____	_____
Mon.,	Mar. 30	Reds vs. Chicago White Sox at Tampa	1:30 p.m.	_____	_____	_____
Tue.,	Mar. 31	Reds vs. Los Angeles at Vero Beach	1:30 p.m.	_____	_____	_____
Wed.,	Apr. 1	Reds vs. Philadelphia at Tampa	1:30 p.m.	_____	_____	_____
Thu.,	Apr. 2	Reds vs. New York Mets at St. Petersburg	7:30 p.m.	_____	_____	_____
Fri.,	Apr. 3	Reds vs. New York Mets at Tampa	1:30 p.m.	_____	_____	_____
Sat.,	Apr. 4	Reds vs. Philadelphia at Clearwater	1:30 p.m.	_____	_____	_____
Sun.,	Apr. 5	Reds vs. Pittsburgh at Bradenton	1:30 p.m.	_____	_____	_____
Mon.,	Apr. 6	Reds vs. Detroit at Tampa	11:30 a.m.	_____	_____	_____

NOTE: *Reds' Split Squad

NUMERICAL ROSTER

2—Russ Nixon coach	26—Junior Kenedy, inf	48—Jeff Lahli, p
3—John McNamara, mgr.	28—Sam Mejias, of	49—Joe Price, p
4—Harry Dunlop, coach	29—Dave Collins, of	51—Mike LaCoss, p
5—Johnny Bench, c	30—Ken Griffey, of	52—Bill Scherrer, p
6—Bill Fisher, coach	31—Paul Moskau, p	53—Scott Brown, p
9—Mike O'Berry, c	33—Larry Blittner, inf-of	54—Jose Brito, p
11—Ron Plaza, coach	*34—Sheldon Burnside, p	55—Nick Esasky, inf
12—Harry Spilman, inf	35—Frank Pastore, p	56—Tom Lawless, inf
13—Dave Concepcion, inf	36—Mario Soto, p	57—Eddie Milner, of
15—George Foster, of	37—Geoff Combe, p	58—Duane Walker, of
16—Ron Oester, inf	38—Bruce Berenyi, p	59—Tom Foley, inf
17—Joe Nolan, c	40—Doug Bair, p	60—Dave Van Gorder, c
18—Ted Kluszewski, hit. instr.	41—Tom Seaver, p	61—Gary Redus, inf
21—Paul Householder, of	42—Bill Bonham, p	62—Steve Christmas, c
22—Dan Driessen, inf	44—Charlie Leibrandt, p	*63—German Baranca, inf
23—Mike Vail, of	*45—Joe Kerrigan, p	*64—Greg Mahlberg, c
25—Ray Knight, inf	47—Tom Hume, p	

* Non-Roster Players

Cincinnati Reds Roster

No. Pitchers (16)	1980 Club	G	W-L	ERA	B-T	HT.	WT.	Birthdate	Birthplace
40 BAIR, Doug	Cincinnati	81	3-6	4.24	R-R	6-0	180	8-22-48	Melrose, OH
38 BERENYI, Bruce	Indianapolis	20	5-8	4.32	R-R	6-3	215	8-21-54	Bryan, OH
	Cincinnati	8	2-2	7.71					
42 BONHAM, Bill	Tampa	3	1-0	0.58	R-R	6-3	195	10-1-48	Glendale, CA
	Cincinnati	4	2-1	4.74					
54 BRITO, Jose	Waterbury	25	12-6	3.14	R-R	6-2	180	10-28-58	Salcado, D.R.
53 BROWN, Scott	Indianapolis	40	6-7	3.44	R-R	6-8	220	8-30-58	OaQuincy, LA
37 COMBE, Geoff	Indianapolis	80	2-2	2.22	R-R	6-1	185	2-1-58	Melrose, MA
	Cincinnati	4	0-0	10.29					
47 HUME, Tom	Cincinnati	78	9-10	2.58	R-R	6-1	185	3-28-53	Cincinnati, OH
51 LaCOSS, Mike	Cincinnati	34	10-12	4.83	R-R	6-4	180	5-30-58	Glendale, CA
48 LAHTI, Jaff	Waterbury	55	7-8	2.77	R-R	6-0	180	10-8-58	Oregon City, OR
44 LEIBRANOT, Charlie	Cincinnati	38	10-9	4.24	R-L	6-4	200	10-4-58	Chicago, IL
31 MOSKAU, Paul	Cincinnati	33	9-7	4.00	R-R	6-2	205	12-20-53	St. Joseph, MO
35 PASTORE, Frank	Cincinnati	27	13-7	3.28	R-R	6-3	210	8-21-57	Alhambra, CA
49 PRICE, Joe	Indianapolis	11	4-4	3.87	R-L	6-4	220	11-28-58	Inglewood, CA
	Cincinnati	24	7-3	3.57					
52 SCHERRER, Bill	Waterbury	25	7-8	3.34	L-L	6-4	180	1-20-58	Tonawanda, NY
41 SEAVER, Tom	Cincinnati	28	10-8	3.84	R-R	6-1	210	11-17-44	Fresno, CA
36 SOTO, Mario	Cincinnati	53	10-8	3.08	R-R	6-0	185	7-12-58	Bani, D.R.

No. Catchers (5)	1980 Club	G	Avg.	HR	RBI	B-T	HT.	WT.	Birthdate	Birthplace
5 BENCH, Johnny	Cincinnati	114	.250	24	88	R-R	6-1	215	12-7-47	Oklahoma City, OK
E2 CHRISTMAS, Steve	Waterbury	115	.242	7	44	L-R	6-0	190	12-9-57	Orlando, FL
9 O'BERRY, Mike	Midland	57	.243	1	23	R-R	6-2	190	4-20-54	Birmingham, AL
	Wichita	9	.281	0	8					
	Chicago (N)	19	.208	0	5					
17 NOLAN, Joe	Cincinnati	53	.312	3	24	L-R	6-0	190	5-12-51	St. Louis, MO
	Atlanta	17	.273	0	2					
	(Composite)	70	.307	3	28					
80 VAN GORDER, Dave	Indianapolis	71	.225	3	26	R-R	6-2	205	3-27-57	Los Angeles, CA

No. Infielders (10)	1980 Club	G	Avg.	HR	RBI	B-T	HT.	WT.	Birthdate	Birthplace
13 CONCEPCION, Dave	Cincinnati	158	.280	5	77	R-R	6-1	180	6-17-48	Aragua, VENEZ.
22 ORIESSEN, Dan	Cincinnati	154	.285	14	74	L-R	5-11	197	7-29-51	Hilton Head, SC
55 ESASKY, Nick	Waterbury	135	.271	30	79	R-R	6-3	190	2-24-80	Hialeah, FL
59 FOLEY, Tom	Waterbury	131	.249	4	41	L-R	6-1	180	9-9-59	Columbus, GA
28 KENNEDY, Junior	Cincinnati	104	.281	1	34	R-R	6-0	185	8-9-50	Fort Gibson, OK
25 KNIGHT, Ray	Cincinnati	182	.284	14	78	R-R	6-2	190	12-28-52	Albany, GA
58 LAWLESS, Tom	Waterbury	130	.275	2	29	R-R	6-0	185	12-19-58	Erie, PA
18 DESTER, Ron	Cincinnati	100	.277	2	20	S-R	6-2	185	5-5-58	Cincinnati, OH
81 REOUS, Gary	Tampa	128	.301	18	88	R-R	6-1	180	11-1-58	Limestone, AL
12 SPILMAN, Harry	Cincinnati	85	.287	4	19	L-R	6-1	190	7-18-54	Albany, GA

No. Outfielders (9)	1980 Club	G	Avg.	HR	RBI	B-T	HT.	WT.	Birthdate	Birthplace
33 BIITNER, Larry	Chicago	127	.248	1	34	L-L	6-2	200	7-27-47	Pocahontas, IA
29 COLLINS, Dave	Cincinnati	144	.303	3	35	S-L	5-10	175	10-20-52	Rapid City, SD
15 FOSTER, George	Cincinnati	144	.273	25	93	R-R	6-1	185	12-1-48	Tuscaloosa, AL
30 GRIFFEY, Ken	Cincinnati	148	.294	3	85	L-L	6-0	195	4-10-50	Donora, PA
21 HOUSEHOLDER, Paul	Indianapolis	125	.295	9	50	L-L	6-0	200	9-4-58	Columbus, OH
	Cincinnati	20	.244	0	7					
28 MEJIAS, Sam	Cincinnati	71	.278	1	10	S-R	6-0	180	5-9-52	Santiago, D.R.
57 MILNER, Eddie	Indianapolis	130	.252	5	37	L-L	5-11	170	5-21-55	Columbus, OH
	Cincinnati	8	.000	0	0					
23 VAIL, Mike	Chicago	114	.288	8	47	R-R	6-0	185	11-0-51	San Francisco, CA
58 WALKER, Duane	Indianapolis	109	.248	8	30	L-L	6-0	180	3-13-57	Pasadena, TX

Have a Coke[®]
and a smile.



Coke adds life.[®]

Coca-Cola and Coke are registered trademarks which identify the same product of The Coca-Cola Company.