


# 1999 MEDIA GUIDE



JACOBS FIELD ERA

CHAMPS

95

98

96

97



## Cleveland Indians Charities

Cleveland Indians Charities (CIC), the charitable arm of the 1998 American League Central Division Champion Cleveland Indians, was established in 1989 to make a positive contribution to the quality of life for Northeast Ohio youth by providing educational and recreational opportunities.



The Indians, through the generosity of their corporate sponsors and various fund-raising events, donated nearly \$500,000 to area charities in 1998. For the fourth straight year, the Indians donated \$100,000 to the Cleveland Indians Public Schools' Athletic Department. The \$100,000 donation will help defray the cost of its high school boys' baseball and girls' softball programs.

CIC has also made significant donations to the following organizations in 1998: the Boys and Girls Clubs of Cleveland (\$100,000); the City of Cleveland Division of Recreation (\$45,000) for the operation of the Rookie League youth baseball program and a girls' softball program; the United Black Fund (\$40,000) for the operation of the Larry Doby RBI (Reviving Baseball in Inner Cities) Program presented by Huntington Bank; the Cleveland Baseball Federation (\$20,000); and the University Hospitals AAU Junior Olympic Games (\$50,000), which will be staged in Cleveland from July 27 to August 7, 1999.

Since 1989, CIC has donated nearly \$2,500,000 to local organizations who serve the youth of Northeast Ohio. The Cleveland Indians organization and its players have a unique opportunity to make a positive impact on the youth of Northeast Ohio. It is an opportunity and responsibility we embrace.



More publications available at:

[www.retroseasons.com/library/](http://www.retroseasons.com/library/)



Cleveland Indians  
Jacobs Field, 2401 Ontario Street  
Cleveland, Ohio 44115-4003  
<http://www.indians.com>

# 1999 Cleveland Indians Media Guide

Club Directory .....	4-6
Front Office Bios .....	7-12
Owners Bio .....	7
Table of Contents .....	2-3

## PHONE NUMBERS

Cleveland Indians Main Number .....	(216) 420-4200
Jacobs Field Team Shop .....	(216) 420-4444
Belden Village Mall Team Shop .....	(330) 497-8088
Galleria Team Shop .....	(216) 420-4443
Great Lakes Mall Team Shop .....	(440) 974-0587
South Park Centre Team Shop .....	(440) 572-8305
Summit Mall Team Shop .....	(330) 869-9639
Westgate Mall Team Shop .....	(440) 331-6449
Fan Info. Line .....	(216) 420-INFO (4636)
Season Tickets/Group Sales .....	(216) 420-HITS (4487)
Merchandise Mail Order .....	(216) 420-GIFT (4438)

## FAX NUMBERS

Ballpark Management Company .....	(216) 420-4550
Community Relations/Media Relations .....	(216) 420-4396
Cleveland Indians Ticket Services/Ticket Sales .....	(216) 420-4481
Heavy Hitters .....	(216) 420-4459
Finance/Information Services .....	(216) 420-4358
Corporate Sales/Marketing/Business .....	(216) 420-4430
Baseball Operations .....	(216) 420-4321

## TABLE OF CONTENTS

All-Star Game .....	317-318
All-Time Roster .....	376-382
A.L. and N.L. Central Seating Capacities .....	419
American League Statistics, 1998 .....	279-280
Attendance Records .....	319-321
Awards .....	216, 322, 418-419
Batting History:	
DH Records .....	349
Hitting Streaks .....	354
Home Run Records .....	349-352
League Leaders .....	347-348
Miscellaneous .....	353-354
Records—Individual, Game and Season .....	342-346
Team Leaders .....	334-341
Top Ten .....	333
Year-by-Year .....	331-332
Batting Statistics, Indians 1998 .....	281-283
Broadcast Information .....	412-417
Cleveland Stadium .....	329-330, 432
Club Directory .....	4-6
Clubhouse Personnel .....	208
Coaches Bios .....	17-27
Coaches, All-Time .....	30
Day-by-Day, Indians 1998 .....	274-276
Designated Hitters, Indians 1998 .....	281
Draft Selections .....	217
Fielding History:	
Records .....	371-372
Year-by-Year .....	356-357
Fielding Statistics, Indians 1998 .....	284
Finishes, Year-by-Year .....	298-299
Formation of 1999 Indians .....	402
Front Office Bios .....	7-12
Hargrove, Mike, Biography .....	14-16
Historical Recap .....	292-296
History of Names .....	297
Items of Interest .....	420-422
Jacobs Field .....	424-432
Last Time It Happened .....	404-405

Managerial History .....	302
Minor League Highlights, 1998 .....	269-271
Minor League Personnel .....	214-215, 221-223
Minor League Players .....	229-263
Minor League Statistics, 1998 .....	223-228
Miscellaneous Records .....	374
Odds-n-Ends, 1998 .....	278
Opponents .....	384-399
Opponents Pitching vs. Indians .....	408-409
Owner's Bio .....	7
Ownership History .....	7
Phonetic Pronunciations, 1999 Indians .....	406
Pinch Hitters, Indians 1998 .....	281
Pitching History:	
League Leaders .....	370
No Hitters .....	365
Records—Individual, Game and Season .....	364-368
Save Leaders .....	357
Team Leaders .....	358-363
Top Ten .....	355
Year-by-Year .....	356-357
Pitching Statistics, Indians 1998 .....	282-283
Players .....	32-207
Post-Season Review .....	303-316
Pre-Game Workout Schedule .....	407
Records vs. Other Clubs .....	301
Retired Uniform Numbers .....	323-328
Road Hotels .....	407
Roster .....	210-211
Scouts .....	218-220
Sockalexis, Louis .....	297
Spring Training Information .....	410-411
Standings, Final 1998 .....	272
Streaks, Winning and Losing .....	300
Trainers .....	28-29
Transactions, 1998 Season .....	287-289
Transactions, 1998-99 Off-Season .....	403
Twenty Game Winners .....	368-369
Won-Lost Breakdown, Indians 1998 .....	273

# CLUB DIRECTORY

## BOARD OF DIRECTORS

Richard E. Jacobs .....	Chairman of the Board/CEO and President - Cleveland Indians Baseball Company, Limited Partnership Owner and CEO - The Richard E. Jacobs Group
Martin J. Cleary .....	President and COO - The Richard E. Jacobs Group
Edward G. Ptaszek, Jr. ....	Partner - Baker and Hostetler LLP
William B. Summers, Jr. ....	Chairman and CEO - McDonald Investments
Raymond P. Park .....	Chairman of the Board - Park Corporation
Robert W. Brown, M.D. ....	Retired - American League President

## OFFICERS

Executive Vice President, General Manager .....	John Hart
Executive Vice President, Business .....	Dennis Lehman
Vice President .....	Martin J. Cleary
Vice President, Public Relations .....	Bob DiBiasio
Vice President, Marketing and Communications .....	Jeff Overton
Vice President, Finance .....	Ken Stefanov
Vice President of Baseball Operations/ Assistant General Manager .....	Mark Shapiro

## BASEBALL OPERATIONS

Director, Team Travel .....	Mike Seghi
Director, Player Development .....	Neal Huntington
Administrator, Player Personnel .....	Wendy Hughes
Director, Scouting .....	Josh Byrnes
Assistant Director, Scouting .....	Brad Grant
Executive Administrative Assistant, Baseball Operations .....	Ethel LaRue
Assistant, Baseball Operations .....	Chris Antonetti
Assistant, Player Development .....	David Shapiro
Assistant, Scouting Operations .....	Scott Meany
Coordinator Baseball Systems .....	Dan Mendlik
Administrative Assistant, Baseball Operations .....	Barbara Lessman
Administrative Assistant, Player Development .....	Joan Pachinger
Sports Psychologist .....	Dr. Charles Maher

## MEDIA AND COMMUNITY RELATIONS

Director, Media Relations .....	Bart Swain
Director, Community Relations .....	Allen Davis
Manager, Media Relations, Administration and Credentials .....	Susie Giuliano
Manager, Community Relations .....	Melissa Zapanta
Coordinator, Media Relations .....	Curtis Danburg
Coordinator, Public Relations .....	Angela Brdar
Administrative Assistant, Community Relations and Cleveland Indians Charities .....	Ed Jaroszewicz
Press Box Supervisor .....	John Krepp
Media Relations Intern .....	Jeff Sibel

## BUSINESS OPERATIONS

Manager, Spring Training .....	Jerry Crabb
Administrative Assistant, Business and Marketing .....	Jacqueline Stetter

## BALLPARK OPERATIONS

Senior Director, Ballpark Operations .....	Jim Folk
Manager, Ballpark Operations .....	Mike DeCore
Manager, Building Maintenance .....	Chris Donahoe
Manager, Field Maintenance .....	Brandon Koehnke
Assistant Manager, Field Maintenance .....	Tony Walley

Coordinator, Hosts and Greeters .....	Jim Goldwire
Scheduling Coordinator .....	Neyza Ortega
Coordinator, Guest Services .....	Rico Rivera
Custodial Supervisor .....	Zachary Turner
Administrative Assistant .....	Gloria Carter
Office Services Supervisor .....	Bob Hricko
Main Lobby Reception .....	Kenny Campbell
Umpires Room Attendant .....	Jack Efta

### **CORPORATE MARKETING AND BROADCASTING**

Senior Director, Corporate Marketing and Broadcasting .....	Jon Starrett
Manager, Corporate Marketing .....	Chris Previte
Corporate Sales Representatives .....	Linda Ahern, Karen Bonsiewicz
Account Coordinators, Corporate Marketing .....	Dave Murray, Kenneth Redd
Manager, Broadcasting and Special Events .....	Nadine Glinski
Coordinator, Broadcasting and Special Events .....	Dan Foust
Special Events Assistant .....	Dan Kilday
Manager, Broadcast Operations .....	Steve Warren
Production Assistant .....	David Szucs
Administrative Assistants, Corporate Marketing and Broadcasting .....	Danielle Strainer, Abbi Rittman

### **ADVERTISING/PUBLICATIONS**

Director, Advertising/Publications .....	Valerie Arcuri
Manager, Advertising/Publications .....	Bernadette Repko

### **FINANCE AND INFORMATION SYSTEMS**

Director, Corporate Planning and Development .....	Ron McQuate
Controller .....	Lisa Ostry
Director, Information Systems .....	Dave Powell
Manager of Accounting .....	Karen Menzing
Network Manager .....	Kelly Janda
Senior Systems Analyst .....	Matt Tagliaferri
Programmer/Analyst .....	Mark Wiley
Systems Specialist .....	Nick Korosi
Payroll Supervisor .....	Linda Corsale
Staff Accountants .....	Samantha Fowkes, Dawn Luchowski, Mary Forkapa
Accounts Payable Administrator .....	Nilda Taffanelli
Accounting Assistant .....	Kim Cooper

### **HUMAN RESOURCES**

Manager, Human Resources .....	Sara Lehrke
Trainer/Recruiter .....	Susie Downey
Administrative Assistant .....	Crystal Basile

### **TICKET SERVICES**

Director, Ticket Services .....	John Schulze
Box Office Manager .....	Gail Liebenguth
Box Office Controller .....	Carolyn Villao
Processing and Vault Coordinators .....	Sheryl Schuff, Ann Gaertner
Ticket Services Coordinator .....	Maria Miceli
Administrative Assistant, Ticket Services .....	Debbie Bigley

### **TICKET SALES**

Director, Ticket Sales .....	Scott Sternecker
Manager, Ticket Sales .....	Larry Abel
Sr. Account Executive .....	Dick Sapara
Account Executives .....	John Bowers, Skip Snow
Coordinator, Season/Group Sales .....	Diana Stack

*CLUB DIRECTORY (continued)*

Coordinator, Telemarketing/Customer Service ..... Lou Woyton  
Coordinator, Heavy Hitters ..... Kathy Burrows

**MERCHANDISING AND LICENSING**

Senior Director, Merchandising/Licensing ..... Jayne Churchmack  
Merchandise Manager ..... Michael Thom  
Merchandise Buyers ..... Iris Delgado, Karen Fox  
Retail Controller ..... Marjorie Ruhl  
Staff Accountants ..... Ryan Smith, Michael Bauer  
Operations Manager ..... Marie Patten  
Distribution Center Supervisors ..... Michelle Saunier, Sharen Gresky  
District Manager ..... Cathy Adamescu  
Concessions Manager ..... TBA  
Concessions Assistant Manager ..... Sharon Wolff  
Mail Order Manager ..... Cara Hrabusa  
Jacobs Field Manager ..... Tracy Barkacs  
Jacobs Field Assistant Manager ..... Angel Beninato  
Belden Village Manager ..... Linda Gambow  
Belden Village Assistant Manager ..... Cindy Rodehaver  
Galleria Manager ..... Chris Painter  
Galleria Assistant Manager ..... David Marks  
Great Lakes Manager ..... Jennifer Verillo  
Great Lakes Assistant Manager ..... Sheila Theibold  
South Park Manager ..... Jennifer Skrtic  
South Park Assistant Manager ..... Heather Terry  
Summit Manager ..... Shelly Hoffer  
Summit Assistant Manager ..... Leanne Hinman  
Westgate Manager ..... Tiffany Kraus  
Westgate Assistant Manager ..... Susi Riviotta  
Winter Haven Manager ..... Heather Young

**TRAINING/CONDITIONING**

Head Trainer ..... Paul Spicuzza  
Assistant Trainer ..... Jim Warfield  
Director Of Rehabilitation ..... Jim Mehalik  
Strength and Conditioning Coach ..... Fernando Montes  
Assistant Strength and Conditioning Coaches ..... Joe Hughes

**CLUBHOUSE**

Home Clubhouse/Equipment Manager ..... Ted Walsh  
Manager, Equipment Acquisitions ..... Jeff Sipos  
Visiting Clubhouse Manager ..... Cy Buynak  
Manager, Video Operations ..... Bob Chester  
Video Operations ..... Frank Velotta, Joe Cataliotti  
Assistant Home Clubhouse/Equipment Manager ..... Tom Foster  
Consultant ..... Ray Negron

**MEDICAL STAFF**

Medical Director ..... William T. Wilder, M.D.  
Head Orthopaedic Doctor ..... Louis Keppler, M.D.  
Team Orthopaedic Doctor ..... Mark Schickendantz, M.D.  
Team Physicians ..... Ronald Golovan, M.D., K.V. Gopal, M.D.,  
Zenos Vangelos, D.O.

**CONSULTANTS**

Dentist ..... Christopher Ruskowski, D.D.S.  
Ophthalmologist ..... James Conforto, M.D.

**OWNER****Richard E. Jacobs**

Richard E. Jacobs is the controlling owner, Chairman of the Board, President and Chief Executive Officer of the Cleveland Indians Baseball Company, Inc., the sole general partner of the Cleveland Indians Baseball Company Limited Partnership.

Jacobs is a member of the Executive Council, Ownership Committee, Expansion and Realignment Committee and the Commissioner's Blue Ribbon Panel on Baseball Economics. Jacobs is also a member of the Board of Directors of the American League.

He is owner and Chief Executive Officer of The Richard E. Jacobs Group, whose primary business includes the development, ownership and management of office towers, office parks, hotels, strip centers and regional, enclosed malls.

**OWNERSHIP OF THE CLEVELAND INDIANS**

1900 to February 21, 1916 .....	Charles W. Somers
1916 to June, 1922 .....	Jim Dunn
1922 to November 17, 1927 .....	Estate of Jim Dunn
1927 to June 21, 1946 .....	Alva Bradley
June 21, 1946 to November 1949 .....	Bill Veeck
November, 1949 to December 18, 1952 .....	Ellis Ryan (President)
1953 to February 29, 1956 .....	Myron H. (Mike) Wilson (President)
1956 through 1962 .....	William R. Daley
1963 to August 13, 1966 .....	Gabe Paul
1967 through 1972 .....	Vernon Stouffer
1972 through 1976 .....	Nick Mileti (President)
1977 through 1978 .....	Ted Bonda (President)
1978 to August 29, 1983 .....	F. J. "Steve" O'Neill
August 29, 1983 to December 9, 1986 .....	Estate of F. J. "Steve" O'Neill
December 1986 to present .....	Richard E. Jacobs

## CLUB OFFICERS



### **Dennis Lehman**

**Executive Vice President,  
Business**

Dennis Lehman is in his 12th season with the Indians. Lehman attended LaSalle College in Philadelphia and graduated in 1973 with a degree in political science. He came to the Tribe in September of 1988, after eighteen years of baseball management (1970-88) with the Philadelphia Phillies.

While with the Phillies, Dennis was Director of Marketing, which involved him in radio and television production, cable and signage ad sales as well as club promotion.

With the Indians, Dennis is responsible for all business aspects, including marketing, ticket sales, ballpark operations, media contracts, concessions and parking. He is also the liaison with the Gateway Economic Development Corporation of Greater Cleveland, which was responsible for the building of Jacobs Field. Lehman is a member of the Board of Directors for the Cleveland Chapter of the American Red Cross, the Convention & Visitors Bureau of Greater Cleveland, Downtown Development Coordinators and the National Conference.

Dennis and his wife, Ginny, reside in Chagrin Falls with their sons — Denny, Drew and David.



### **Jeff Overton**

**Vice President,  
Marketing/Communications**

Jeff Overton is in his 11th season as Vice President of Marketing and Communications with the Indians after joining the team in April, 1989.

A native of Charleston, IL, Jeff graduated with a B.S. Degree from Eastern Illinois University in 1979 and earned his M.S. Degree in Sports Management in 1980 from Western Illinois University. While at Western, Jeff served as Assistant Varsity Baseball Coach.

Overton began his professional career in 1981 as General Manager of the Chicago White Sox Class

A minor League affiliate in Appleton, WI. He held that position through the 1981 and 1982 seasons. From 1983 through 1987, Jeff assumed the position of Assistant Vice President of Marketing and Director of Sales and Promotions for the Chicago White Sox. During his term with the Sox, Overton was honored in 1983 and 1986 as the recipient of Major League Baseball "Marketing Excellence Award." In 1988, Jeff served as the National Sports Marketing Director of the Miller Brewing Company sports account at Rogers Merchandising, where he managed Miller's promotional involvement in professional baseball, basketball and football, as well as various disciplines of motor sports.

Jeff and his wife Denise have two daughters, Tara and Megan, and reside in Westlake.



## **Ken Stefanov**

### **Vice President, Finance**

Ken Stefanov enters his 5th season as the Indians Vice President of Finance. Ken joined the Cleveland Indians as a full-time employee in November, 1990 as Controller and was promoted to Vice President, Finance in January, 1995. Ken began his career with the Indians as an intern in the Community Relations department during the 1990 baseball season.

Stefanov, born and raised in Cleveland, is a graduate of Holy Name High School. He attended Bowling Green State University and graduated with a degree in Accounting in 1979. Ken subsequently

received his Masters Degree in Sports Administration from Kent State University in 1990. He is also a Certified Public Accountant in the state of Ohio.

Prior to joining the Tribe, Stefanov was employed as an auditor with Arthur Anderson & Co. from 1979-1982, and worked in several different financial and operational functions with the Mays Department Stores in Cleveland.

Ken resides in Brecksville with his wife, Kathy Roberts.



## **Bob DiBiasio**

### **Vice President, Public Relations**

Bob DiBiasio is entering his 21st season in Major League Baseball, his 20th with the Indians. He started in 1979 as Assistant PR Director and was named Director of Public Relations in 1980. The Lakewood, OH native was promoted to his current position in 1988. His lone season away from the Tribe was 1987 when he served as Public Relations Director for the Atlanta Braves.

DiBiasio graduated from Lakewood High School in 1973 and earned degrees in journalism and education from Ohio Wesleyan University in 1977.

While at Ohio Wesleyan, Bob was sports editor of the school paper "The Transcript"; was the student Sports Information Director; and did color on OWU football and basketball radio broadcasts. DiBiasio also played one year of basketball and three years of baseball at OWU.

In 1978 he earned his Masters Degree in journalism from The Ohio State University and started a stint as Assistant Sports Editor of the Fremont (OH) *News Messenger*.

DiBiasio is President of Cleveland Indians Charities and serves on the Executive Board of The Boys and Girls Clubs of Cleveland and the Greater Cleveland Sports Commission. In 1986, DiBiasio was named the Public Relations Director to *Sports Illustrated's* Dream Team. He won the Mel Harder Distinguished Service Award for Community Involvement in 1997.

DiBiasio resides in Solon, OH with wife Penny, daughter Julie and son Patrick.

## BASEBALL OPERATIONS



### JOHN HART

#### Executive Vice President and General Manager

John Hart enters his eighth season as Executive Vice President and General Manager of the Cleveland Indians. He was named General Manager on September 18, 1991 after spending the 1990 and 1991 seasons as the Indians Director of Baseball Operations under former Indians President Hank Peters. John currently ranks 4th in tenure among the fourteen AL GMs.

Under John's tutelage the Indians have posted a record of 601-483, a winning percentage of .554, since he was named General Manager at the end of the 1991 season.

During the "Jacobs Field Era," John and his staff have turned the Indians into a perennial contender in the American League. The "Jacobs Field Era" has seen the Indians capture two of the last four American League Pennants (1995 and '97) and a franchise record four consecutive AL Central Division titles (1995-98). Since the building opened in April of 1994, the Indians have played to sold out crowds in 333 of the 362 (92.0%) regular season dates, including a standing major league record of 292 consecutive sellouts since June of 1995. The Indians are just the 3rd Major League team since divisional play began in 1969 to post four straight division titles (Oakland A's, 1971-75; Atlanta Braves, 1991-current). The Tribe's 47 post-season games in the decade of the 1990's is second only to the Atlanta Braves (81).

Since John assumed the role of GM in 1991, he has implemented the signing of long-term contracts by the Tribe's young, core players. The visionary strategy has virtually eliminated the acrimonious process of arbitration and has created stability for the franchise. Twelve players on the Tribe's 40-man roster are signed to long-term deals into the next century.

Also, the minor league/player development system he oversees, which has produced the likes of Jim Thome, Richie Sexson, Manny Ramirez, Bartolo Colon and Jaret Wright during his tenure, was named the best in Major League Baseball in a 1996 poll by *The Sporting News*. In addition, the Indians were also named "Organization of the Year" by *Baseball America* in 1992.

In 1994, John earned one of the highest honors in baseball when he was named Major League Baseball "Executive of the Year" by *The Sporting News*. He was only the second Indians executive to receive the award, the last being Bill Veeck in 1948, and was also named TSN "Executive of the Year" in 1995 after masterminding Cleveland's first American League pennant since 1954. He was given a contract extension through 2003 (with four club option years) in February of 1998 by owner Richard Jacobs.

Hart joined the Indians family as a Special Assignment Scout in 1989. He also served as interim manager for the Indians for the final 19 games of the 1989 campaign after the dismissal of Doc Edwards. During his brief stint as Tribe skipper the team compiled an 8-11 record.

John was born in Tampa, FL on July 21, 1948. He graduated from Winter Park (FL) High School where he played football, basketball and baseball. He played baseball at Seminole Junior College and earned Junior College All-American honors in 1969 as a catcher.

He began his professional baseball career in 1969 as a catcher in the Montreal Expos organization followed by seven seasons in the Baltimore Orioles organization. He was a minor league manager for the Orioles for six seasons (1982-87) at

the A, AA, and AAA levels where he compiled a record of 436-334 (.566). He was named Appalachian League Manager of the Year in 1982 and Minor League Manager of the Year at Rochester (AAA) in 1986. During stretch he also managed three seasons in the Dominican Winter League, guiding the Estrellas club in San Pedro de Macoris. Hart spent the 1988 season as the Baltimore Orioles third base coach before joining the Tribe in 1989.

John graduated from the University of Central Florida in 1973, majoring in history and physical education. John and his wife, the former Sandi DeVorak, have been married for 29 years and reside in Westlake, OH. John and Sandi have a daughter, Shannon.



## **Mark Shapiro**

### **Vice President, Baseball Operations and Assistant General Manager**

Mark Shapiro enters his first season as the Tribe's Vice President of Baseball Operations/Assistant General Manager. The 32-year old Shapiro replaced Dan O'Dowd on November 3, 1998 after spending five seasons as the Tribe's Director of Minor League Operations from 1994-98. The 1999 season marks his 8th season as a member of the Indians organization.

Mark Shapiro's tenure with the Cleveland Indians began in January of 1992 as an assistant in Baseball Operations. He was promoted to Assistant Director of Minor League Operations the following January where he assisted in all aspects of the Tribe's farm system, including: player development, minor league player programs, staffing, and player movement. Mark's ever-expanding role grew even larger in January of 1994, assuming the role of Director of Minor League Operations.

During his tenure as Director of Minor League Operations Mark oversaw all aspects of the Tribe's player development system and Latin American operations. He implemented the Winter Development Program and installed a system of individual player plans for every Tribe minor leaguer in the farm system. The system he helped to create and oversaw is based on a holistic philosophy of development, providing cutting edge resources to the Indians's players in the mental, physical and fundamental domains.

As Assistant General Manager he, along with John Hart, is responsible for the day-to-day operations of the major league club, including working with John on all trades and free agent acquisitions. Mark has also played an important role in the conception and implementation of the Indians widely recognized long-term contract strategy, which locks up the tribe's core players to ensure stability for the organization. In addition, Mark will oversee the club's player development and scouting departments.

Mark played 4 years of football for Princeton University Tigers, graduating in 1989 with a degree in history. Following his graduation from Princeton he worked in the real estate development industry in Southern California before latching on with the Tribe in '92.

Mark, who is single and resides in Shaker Heights, is originally from Baltimore, MD. His father, Ron, represents major and minor league baseball players and has authored a recent book on negotiation entitled *The Power of Nice*.



**Josh Byrnes**  
**Director, Scouting**

Josh Byrnes begins his first full season as Indians Director of Scouting. Josh replaced former Scouting Director Lee MacPhail in July of 1998.

Byrnes, 28, directs all aspects of the organization's amateur scouting efforts, overseeing the efforts of the Tribe's seventeen area scouts, three regional supervisors and a national crosschecker around the United States, Puerto Rico and Canada in preparation for the 1999 First Year Player Draft on June 2. After the June draft, Byrnes' scouting staff focuses their efforts on evaluating minor and major league players in all 30 Major League

organizations. In addition to his amateur and professional scouting duties, he also assists John Hart and Mark Shapiro in all player acquisitions.

The Washington, DC native began his tenure with the Indians in 1994 as an intern in the Tribe's baseball operations department before joining on full-time for the 1995 season. From 1994-96, Josh compiled all of the advance scouting reports for the Major League coaching staff and assisted John Hart in player acquisitions. Josh became the Assistant Director of Scouting in October of 1996 and spent all of 1997 and half of 1998 in that capacity before being named director midway thru the 1998 campaign.

Josh is single and resides in Lakewood, OH. He graduated from Haverford College outside Philadelphia with a degree in English in 1992. He played four years of baseball for the Fords, captaining the winningest team in school history while graduating as the career leader in HR and RBI. Upon graduating from Haverford he worked for the Center for the Study of Sport in Society in Boston.



**NEAL HUNTINGTON**  
**Director, Player Development**

Neal Huntington begins his first season as the Tribe's Director of Player Development, his 2nd season with the Indians. Neal succeeded Mark Shapiro on November 3, 1998 when Shapiro was promoted to Assistant General Manager.

Huntington, 29, spent his first season with the Tribe in 1998 as the Assistant Director of Minor League Operations, assisting Shapiro in the Tribe's minor league system. As director Neal will oversee all aspects of the Tribe's Player Development system and the Latin American field operations in the Dominican Republic and Venezuela.

Neal is in his 8th season of working in professional baseball, spending the first six seasons working in the baseball operations department of the Montreal Expos. He joined the Expos as an Administrative Assistant, Minor League Operations during the 1992 season. Neal spent the 1994 season as the video advance scout for the Expos Major League club that had compiled the best record in Major League Baseball at the time of the strike. Huntington was promoted to Assistant Director, Player Development after the 1994 season where he assisted in all aspects of the Expos' Player Development system. During Neal's tenure with Montreal the Expos were named "Organization of the Year" by *Topps* in 1993 and 1996. Neal joined the Indians as the Assistant Director of Minor League Operations on October 20, 1997.

Neal played four years of baseball at Amherst College (MA), graduating in 1991 with a degree in Psychology. He was a two time co-captain and MVP for Amherst and was named a Division III 2nd Team All-American and the 1st Team All New England first baseman after his senior season. Neal also holds a Masters of Science in Sport Management from the University of Massachusetts at Amherst.

Originally from Amherst, New Hampshire, he now resides in Bay Village, OH with his wife, Becca. The Huntington's have one son, Connor.



## The Manager and Coaches

Coaches Bios .....	17-27
Coaches (1948-1998) .....	30
Manager's Bio .....	14-16
Training/Conditioning .....	28-29

## THE MANAGER

Mike



**HARGROVE**

**30**

**Age:** 49, born October 26, 1949  
at Perryton, TX

**Bats:** L      **Height:** 6-0

**Throws:** L      **Weight:** 215

### MANAGERIAL/COACHING CAREER

Entering his 8th full season as the manager of the Cleveland Indians since becoming the Tribe's 36th manager on July 6, 1991...Is the only Indians manager in franchise history to manage the club to multiple American League titles (1995 and '97) and consecutive appearances in the post-season...Since 1994, Grover has managed the club to the 2<sup>nd</sup> best record in the American League behind the Yankees at 440-301 (.594) and four straight AL Central Division titles (1995-98)...Over his 7½ seasons as Indians manager he has compiled a major league managerial record of 624-526 (.543)...The last Indians manager to guide the club for more than 7 full seasons was Lou Boudreau (1942-50)...Won his 500<sup>th</sup> Major League game on 7/20/97 vs. Boston and his 600<sup>th</sup> game on 8/8/98 at Tampa Bay...His 624 wins are currently 2<sup>nd</sup> all-time in club history behind Boudreau's 728 wins while his .543 is tied for 6<sup>th</sup> with William Armour...Passed Tris Speaker into 2<sup>nd</sup> place on the Tribe's all-time win list with his 617<sup>th</sup> career win on 9/14/98 vs. Toronto....His 7½ year tenure is the 2<sup>nd</sup> longest in the AL behind Minnesota's Tom Kelly (1986) and 3<sup>rd</sup> among all skippers in Major League Baseball (ATL Bobby Cox - 1990)...Over his seven full seasons he owns a record of 592-473 (.556) and the best record in the American League over that span (since 1992)... Received a one-year contract extension thru the 2000 season on 8/21/98 with a club option for the 2001 season...Finished 5<sup>th</sup> in the AL BBWAA "Manager of the Year" voting in 1998...Has received votes in the BBWAA tally in each of his seven full seasons as Indians manager since 1992, including a 6<sup>th</sup> place finish in 1997...Managed the Major League All-Star Team that toured Japan after the 1998 season to a 6-2 record...In 1995, he was named *The Sporting News* American League Manager of the Year after leading the Tribe to a regular season record of 100-44 (.694) and their first AL Pennant in 41 years...Finished 3<sup>rd</sup> in the BBWAA AL "Manager of the Year" balloting behind Lou Piniella and Kevin Kennedy... Finished 2<sup>nd</sup> to NY's Buck Showalter in '94 in the BBWAA AL "Manager of the Year" voting... Named Tribe's 36<sup>th</sup> manager, replacing John McNamara on 7/6/91... In '93, Mike placed sixth in the BBWAA AL "Manager of the Year" balloting, marking the 2<sup>nd</sup> straight year he placed in voting... Named AL's top manager by *USA Today's Baseball Weekly* magazine in '93... In 1992, he led the Indians to a 19 game turnaround and placed fifth in the AL "Manager of the Year" Balloting ... In 1991, he received the Frank Gibbons "Good Guy" Award by the Cleveland BBWAA for the second time (1985 as a player)... Following the '91 season, Mike was inducted into the Kinston Hall of Fame for his efforts as their Skipper in 1987... Hargrove was the Indians first base coach for 1½ years in 1990-91 before becoming the team's skipper... He was named the first base coach on 11/3/89...Spent three seasons managing in the Indians farm system... Led Colorado Springs to the PCL first half title in 1989 on his way to being named AAA Manager of the Year and the #1 managerial prospect by Baseball America... The Manager of the Year Award was Mike's 2<sup>nd</sup> in three years... Was named the Carolina League's top skipper in 1987, after leading Kinston to a runner-up finish in the CL Championship... Managed at AA Williamsport (Eastern League) in 1988... Was a coach at A Batavia (NY-Penn League) in 1986... Overall record as a minor league manager was 219-202 (.520).

## PLAYING CAREER

Mike spent 12 years in the major leagues, 6½ with the Indians...Compiled a .292 batting average (860-2945) with 33 HRs and 383 RBI in 888 games with Cleveland (388 runs, 139 doubles, 14 triples)...Named the Tribe's "Man of the Year" by the Cleveland BBWAA in 1980 and '81 and was the recipient of the Frank Gibbons "Good Guy" Award for the first time in 1985... Held Tribe record for most bases on balls in a single season; 111 in 1980 until Jim Thome broke it in 1996... Led AL batters in walks twice (97 in 1976 and 107 in 1978)... Had a 23-game hitting streak in 1980; T#9 on the all-time Indians list... Named the AL Rookie of the Year in 1974 (BBWAA & TSN)... AL All-Star in 1975... Owns career .400 On-Base Pct...Was 527th overall pick in the 1972 June Draft... Jumped from Class A ball to AL's top rookie in 1974... Also played for Texas Rangers and San Diego Padres.

## PERSONAL/MISC.

Full name **DUDLEY MICHAEL HARGROVE**... Resides in Richfield, OH... Married to the former Sharon Rupprecht (12/27/70)... Five Children: Kimberly Denise (3/18/75), Melissa Kathryn (12/7/76), Pamela Christine (1/18/79), Andrew Michael (10/31/81) and Cynthia Michelle (2/28/89)... Perryton High School tagged their baseball field Mike Hargrove Field... In 1992, Mike was inducted into the NW Oklahoma State Hall of Fame, as well as the NAIA Hall of Fame... Never played High School baseball... Graduated from Perryton (TX) High School in 1968, where he played football, basketball and golf... Was All-State in football in 1968 and All-Conference in basketball... Was named outstanding back in HS football All-Star Game when he intercepted three passes and tossed the game-winning TD pass in the Greenbelt Bowl... Played baseball, basketball and football at Northwest Oklahoma State University (Alva, OK.)... Intercepted 4 passes in a game in college... Appeared in College and University Who's Who in 1972... Received a degree in Physical Education and Social Sciences... Played American Legion and Little League ball as a youngster... Wife Sharon is co-author of *Safe at Home*, a baseball wife's story and she writes a column in *Indians Ink*, a monthly magazine about the Tribe... Enjoys golf, reading books and hunting in his spare time.

YEAR	CLUB	AVG	G	AB	R	H	2B	3B	HR	RBI	BB	SO	SB
1972	Geneva	.267	70	243	38	55	8	0	4	37	52	44	3
1973	Gastonia	.351	130	456	88	160	35	8	12	82	68	47	10
1974	Texas	.323	131	415	57	134	18	6	4	66	49	42	0
1975	Texas	.303	145	519	82	157	22	2	11	62	79	66	4
1976	Texas	.287	151	541	80	155	30	1	7	58	*97	64	2
1977	Texas	.305	153	525	98	160	28	4	18	69	103	59	2
1978	Texas	.251	146	494	63	124	24	1	7	40	*107	47	2
1979	San Diego	.192	52	125	15	24	5	0	0	8	25	15	0
	CLEVELAND	.325	100	338	60	110	21	4	10	56	63	40	2
1980	CLEVELAND	.304	160	589	86	179	22	2	11	85	111	36	4
1981	CLEVELAND	.317	94	322	43	102	21	0	2	49	60	16	5
1982	CLEVELAND	.271	160	591	67	160	26	1	4	65	101	58	2
1983	CLEVELAND	.286	134	469	57	134	21	4	3	57	78	40	0
1984	CLEVELAND	.267	133	352	44	94	14	2	2	44	53	38	0
1985	CLEVELAND	.285	107	284	31	81	14	1	1	27	39	29	1
<b>American League</b>		<b>.292</b>	<b>1614</b>	<b>5439</b>	<b>768</b>	<b>1590</b>	<b>261</b>	<b>28</b>	<b>80</b>	<b>678</b>	<b>940</b>	<b>535</b>	<b>24</b>
<b>National League</b>		<b>.192</b>	<b>52</b>	<b>125</b>	<b>15</b>	<b>24</b>	<b>5</b>	<b>0</b>	<b>0</b>	<b>8</b>	<b>25</b>	<b>15</b>	<b>0</b>
<b>M.L. TOTALS</b>		<b>.290</b>	<b>1666</b>	<b>5564</b>	<b>783</b>	<b>1614</b>	<b>266</b>	<b>28</b>	<b>80</b>	<b>686</b>	<b>965</b>	<b>550</b>	<b>24</b>

## RECORD AS A MANAGER

YEAR	CLUB	LEAGUE	POSITION	W	L
1987	Kinston	Carolina	2nd	75	65
1988	Williamsport	Eastern	6th	66	73
1989	Colorado Springs	Pacific Coast	2nd	78	64
1991	CLEVELAND	American	7th	32	53
1992	CLEVELAND	American	T4th	76	86
1993	CLEVELAND	American	6th	76	86
1994	CLEVELAND	American	2nd	66	47
1995	CLEVELAND	American*	1st	100	44
1996	CLEVELAND	American #	1st	99	62
1997	CLEVELAND	American *	1st	86	75
1998	CLEVELAND	American #	1st	89	73
<b>TOTAL</b>				<b>843</b>	<b>728</b>
<b>MAJOR LEAGUE TOTALS</b>				<b>624</b>	<b>526</b>

\*American League Champions

# Central Division Champs

## HARGROVE'S POST SEASON &amp; ASG MANAGERIAL RECORD

Year	Club	League	D.S. W-L	L.C.S. W-L	W.S. W-L	A.S.G. W-L
1995	CLEVELAND	American	3-0	4-2	2-4	—
1996	CLEVELAND	American	1-3	—	—	0-1
1997	CLEVELAND	American	3-2	4-2	3-4	—
1998	CLEVELAND	American	3-1	2-4	—	1-0
<b>TOTALS (25-22)</b>			<b>10-6</b>	<b>10-8</b>	<b>5-8</b>	<b>1-1</b>

## 1998 A.L. MANAGER OF THE YEAR BALLOTING

	1st	2nd	3rd	T
Joe Torre, NYY	23	4	1	128
Jimmy Williams, BOS	3	12	8	59
Terry Collins, ANA	2	7	7	38
Johnny Oates, TEX	—	2	5	11
<b>MIKE HARGROVE, CLE</b>	<b>—</b>	<b>1</b>	<b>5</b>	<b>8</b>
Tim Johnson, TOR	—	1	1	4
Jerry Manuel, CWS	—	1	1	4

## TRIBE MANAGERS WHO ALSO PLAYED FOR THE INDIANS

NAME	YEARS MANAGED	YEARS PLAYED
Napoleon Lajoie	1905-09	1902-14
George Stovall	1911	1904-11
Harry Davis	1912	1912
Joe Birmingham	1912-15	1906-14
Tris Speaker	1919-26	1916-26
Roger Peckinpaugh	1928-33, 1941	1910, 1912-13
Lou Boudreau	1942-50	1938-50
Al Lopez	1951-56	1947
Joe Gordon	1958-60	1947-50
Birdie Tebbets	1963-66	1951-52
George Strickland	1966	1952-57, 1959-60
Joe Adcock	1967	1963
Ken Aspromonte	1972-74	1960-62
Frank Robinson	1975-77	1974-76
Doc Edwards	1987-89	1962-63
Mike Hargrove	1991-Present	1979-85



**Brian**

**GRAHAM**

**11**

**Age:** 39, born April 9, 1960 in San Diego, CA

**Position:** Infield/First Base Coach

**Bats:** R      **Height:** 6-1

**Throws:** R      **Weight:** 195

MGR/COACHES

**MANAGERIAL/COACHING CAREER**

Brian is in his first full season on the major league coaching staff after being named Infield and First Base Coach by Mike Hargrove on December 10, 1998...Spent the 1998 season as the organization's Defensive Coordinator after managing in the Tribe's farm system for nine outstanding seasons...Was on the Tribe's coaching staff for the entire second half of the 1998 season after an illness sidelined Hitting Coach Charlie Manuel...Began his coaching career in 1987 as a coach at A Kinston under Indians Manager Mike Hargrove and at AA Williamsport in 1988...Nine-year minor league managerial career began in 1989 at A Watertown of the New York-Penn League...Overall over his nine-year managerial career he compiled a mark of 709-491 (.591) and guided his teams into the playoffs in each his last eight seasons as manager from 1990-97....Guided the 1991 A Kinston Indians to the Carolina League title and the 1997 AAA Buffalo Bisons to the American Association Crown...Was named "Carolina League Manager of the Year" after the 1991 season...Was named the "Minor League Manager of the Year" by *USA Today's Baseball Weekly* in 1996 after leading Buffalo to the best record in the A.A.'s Eastern Division at 84-60...In five of his nine seasons as manager his club finished with the best regular season record in their respective division...Managed in the Arizona Fall League after the 1994 season, compiling a mark of 32-19 (.627).

**PLAYING CAREER**

Five year professional playing career began in 1982 after being selected by the Oakland Athletics in the 4<sup>th</sup> round of the amateur draft...The second baseman played four full seasons in the A's organization from 1982-85, hitting a career best .289 (86-298) for AA Huntsville in 1985 with 13 2B, 3 HR & 28 RBI (8 SB) in 95 games...Was released by the A's at the start of the 1986 season and endured stints in the Milwaukee and Cleveland farm systems before ending his playing career at the end of the 1986 campaign...Five year minor league career average was .253 (366-1449).

**PERSONAL/MISC.**

Full name **JOHN BRIAN GRAHAM**...Married, wife's name is Karen...The Graham's have two children, a boy, Jack (9/10/92), and a girl, Kelsey (3/26/94)...Resides in Medina, OH...Graduate of Granite Hills High School in El Cajon, CA...Earned a degree in behavioral science from UCLA in 1982...Played four years of baseball for the Bruins after he graduated as the school's all-time leader in hits, stolen bases and runs scored...Was named the All-Pac Ten 2B in 1982 and was elected to the UCLA Athletic Hall of Fame in 1996...Enjoys golfing and spending time outdoors with his family.

YEAR	CLUB	AVG	G	AB	R	H	2B	3B	HR	RBI	BB	SO	SB
1982	Medford	.250	60	236	57	59	11	4	3	28	37	28	25
1983	Madison	.234	74	231	31	54	7	2	3	41	23	26	14
	Modesto	.272	33	114	9	31	4	0	1	6	8	14	2
1984	Modesto	.304	30	102	15	31	5	0	3	13	18	15	10
	Albany	.246	89	285	48	70	9	3	1	30	32	42	4
1985	Huntsville	.289	95	298	37	86	13	1	3	28	24	43	8
1986	El Paso	.000	3	11	1	0	0	0	0	0	1	6	0
	Glens Falls	.192	39	104	6	20	2	0	0	8	7	16	1
	Waterbury	.221	22	68	10	15	1	0	0	1	4	16	0
<b>Minor Lg. Totals</b>		<b>.253</b>	<b>445</b>	<b>1449</b>	<b>214</b>	<b>366</b>	<b>52</b>	<b>10</b>	<b>14</b>	<b>155</b>	<b>154</b>	<b>206</b>	<b>64</b>

## RECORD AS MANAGER

YEAR	CLUB	LEAGUE	POSITION	W	L
1989	Watertown	New York-Penn	3rd	47	30
1990	Kinston	Carolina	1st	88	47
1991	Kinston	Carolina*	1st	89	49
1992	Canton-Akron	Eastern	1st	80	58
1993	Canton-Akron	Eastern	2nd	75	63
1994	Charlotte	International	2nd	77	65
1995	Buffalo	American Assoc.	2nd	82	62
1996	Buffalo	American Assoc.	1st	84	60
1997	Buffalo	American Assoc.*	1st	87	57
<b>MINOR LEAGUE TOTALS</b>				<b>709</b>	<b>491</b>

\* League Champions



Luis

ISAAC

4

Age: 52, born June 19, 1946  
at Rio Piedres, PR

Position: Bullpen Coach

Bats: R Height: 5-11

Throws: R Weight: 195

## MANAGERIAL/COACHING CAREER

This is Luis' sixth year as a member of the Indians current Major League staff... Named Indians Bullpen Coach on October 11, 1993... Isaac has been in the Cleveland Indians organization as a player, coach, manager and scout since 1965... Luis was hitting instructor on Charlie Manuel's staff at AAA Colorado Springs and Charlotte in 1992-93... Luis was the Indians Bullpen Coach, prior to coaching at AAA, from July 16, 1987 thru the 1991 season... Became a player/coach at the Tribe's Class A Reno club in 1973 and served in that capacity with several Indians farm clubs thru 1977... Began the '78 season as a coach at AAA Portland... Early in that year was named manager of the Indians Class A Rookie League club in Batavia... Led the Trojans to a 34-38 mark, third place in the Wrigley Division of the NY-Penn League... Named as a coach at AA Chattanooga in 1979... Became a Tribe scout in 1980... Served in that role in addition to his coaching duties with Tribe's rookie league clubs until mid-1987 when he hooked on with Cleveland's major league staff for the first time... Was also bullpen coach from 1988-91.

## PLAYING CAREER

Signed first professional contract as a catcher with the Pittsburgh Pirates organization in 1962... Joined the Indians organization in 1965 where he was strictly a player until 1972... Was a player/coach in the Indians system from 1973-77... During that span he spent time at Reno, San Antonio, Oklahoma City, San Jose, Williamsport and Toledo.

## PERSONAL/MISC.

Full name **LUIS ISAAC**... Resides in Carolina, PR... Married to the former Maryl Morales (2/14/84)... They have one child: Luis Isaac III (9/15/85)... Luis also has three other children: Veronica, Monica and Jennifer... Participated in baseball and track and field at Carolina (PR) High School where he graduated in 1964... Played Pony League and Babe Ruth ball as a youngster.

YEAR	CLUB	AVG	G	AB	R	H	2B	3B	HR	RBI	BB	SO	SB
1962	Kingsport	.056	7	18	1	1	0	0	0	1	1	8	0
1963	Gastonia	.500	1	4	1	2	0	0	0	0	1	0	0
	Batavia	.200	8	9	0	2	0	0	0	0	1	3	0
	Reno	.159	23	69	9	11	2	0	0	2	7	25	0
1964													
1965	Waterloo	.210	21	62	4	13	3	0	0	5	1	18	0
1966	Pawtucket	.184	56	147	9	27	2	1	2	16	13	42	1
1967	Portland	.189	94	238	17	45	6	2	2	17	20	39	4
1968	Portland	.160	9	25	2	4	1	0	0	3	2	7	0
1969	Portland	.266	93	286	25	76	11	4	3	23	15	39	1
1970	Wichita	.222	52	135	15	30	3	0	0	12	20	30	1
1971	Wichita	.261	93	287	29	75	7	3	1	25	33	51	4
1972	Portland	.255	77	220	27	56	7	1	3	20	13	35	0
1973	Reno	.241	66	187	22	45	6	2	3	36	34	38	0
1974	San Antonio	.211	115	355	39	75	13	1	9	41	37	55	0
1975	Oklahoma City	.211	41	128	3	27	4	1	0	15	7	28	0
	San Jose	.288	40	132	15	38	4	1	3	19	7	21	0
1976	Williamsport	.159	64	195	7	31	8	1	0	18	9	33	0
1977	Toledo	.199	54	161	19	32	2	0	5	21	13	26	1
<b>Minor Lg. Totals</b>		<b>.222</b>	<b>914</b>	<b>2,658</b>	<b>244</b>	<b>590</b>	<b>79</b>	<b>17</b>	<b>31</b>	<b>274</b>	<b>234</b>	<b>498</b>	<b>12</b>

### RECORD AS MANAGER

YEAR	CLUB	LEAGUE	POSITION	W	L
1978	Batavia	NY-Penn	3rd	34	38



### Clarence

**JONES**
**28**

**Age:** 57, born November 7, 1941  
in Zanesville, OH

**Position:** Outfield Coach

**Bats:** L      **Height:** 6-3

**Throws:** L      **Weight:** 220

### MANAGERIAL/COACHING CAREER

Clarence is in his first season on the Tribe's major league coaching staff after being named Outfield Coach by Mike Hargrove on December 10, 1998...Was a member of the Braves major league coaching staff as Bobby Cox' Hitting Coach for 11 seasons from 1988-98...Under his tutelage in 1998, Braves hitters set Atlanta club records in home runs (215), runs scored (826), extra base hits (538) and tied the club mark in batting average (.272) as they won their division title for the 7<sup>th</sup> straight time...In addition to his duties as batting coach, Jones also coached first base in 1989-90 for the Braves...Was Hitting Coach for David Justice in Atlanta and was instrumental in David winning the "1990 NL Rookie of the Year Award"...Began his coaching career in 1984 with the Braves and was a minor league instructor and coach until being named to the Braves major league staff in 1988.

**PLAYING CAREER**

Began his professional playing career in 1959 after signing with the Philadelphia Phillies, but instead opted to attend college...Resumed his professional career in 1961 after signing with the Dodgers organization... Jones was named the Northwest League's Player of the Year in 1964 after hitting .344 with 33 HR & a league-best 120 RBI with Class A Salem...After spending parts of two seasons at the big league level with the Chicago Cubs in 1967-68, he went on to play eight seasons in Japan from 1970-77, becoming the first American player to capture the Japanese home run title in 1974 (23HR, .311 avg)...Played at AAA Indianapolis in the Reds Organization in 1969...Playing career ended in 1978 in the Mexican League.

**PERSONAL/MISC.**

Full name **CLARENCE WOODROW JONES**...Married, wife's name is Daphne...Clarence has three sons; Woody, Richard and Kenneth...His son, Richard T., is an aspiring actor, appearing in the motion picture "Kiss the Girls" along with Morgan Freeman and the Fox Network's "Ally McBeal"...Resides in Greensboro, GA...Attended Santa Ana (CA) College where he played basketball and football...Graduated from Zanesville (OH) High School in 1959 where he played football, basketball and baseball.

YEAR	CLUB	AVG	G	AB	R	H	2B	3B	HR	RBI	BB	SO	SB
1959	Johnson City	.000	3	7	0	0	0	0	0	0	1	3	0
1961	Kokomo	.213	51	160	28	34	6	0	8	27	37	45	2
	Artesia	.364	36	118	37	43	10	0	9	32	41	31	2
1962	Great Falls	.280	114	347	77	97	16	0	25	89	91	121	3
1963	Santa Barbara	.270	98	319	56	86	13	2	20	66	41	86	5
	Albuquerque	.100	12	30	5	3	0	0	2	6	4	10	1
1964	Salem	.344	139	489	114	168	30	5	33	120	69	94	13
1965	Albuquerque	.281	121	416	76	117	24	2	18	79	68	101	4
1966	Tacoma	.174	26	69	11	12	1	0	1	7	10	17	0
	Dallas/Ft. Worth	.244	82	270	39	66	17	0	13	43	50	66	1
1967	Chicago (NL)	.252	53	135	13	34	7	0	2	16	14	33	0
	Tacoma	.284	61	211	34	60	11	2	14	52	39	37	1
1968	Tacoma	.268	146	523	79	140	21	5	24	76	84	102	5
	Chicago (NL)	.000	5	2	0	0	0	0	0	0	2	1	0
1969	Indianapolis	.246	129	447	68	110	20	4	21	82	66	91	3
1970-1977	—PLAYED PROFESSIONAL BASEBALL IN JAPAN—												
1978	Aguascalientes	.311	134	424	78	132	27	1	23	88	112	73	3
<b>American League</b>		—	—	—	—	—	—	—	—	—	—	—	—
<b>National League</b>		.248	58	137	13	34	7	0	2	16	16	34	0
<b>M. L. TOTALS</b>		.248	58	137	13	34	7	0	2	16	16	34	0



Charlie

**MANUEL**

**32**

**Age:** 55, born January 4, 1944  
at North Fork, WV

**Position:** Hitting Instructor

**Bats:** L      **Height:** 6-4

**Throws:** R      **Weight:** 210

MGR/COACHES

### MANAGERIAL/COACHING CAREER

Charlie is in his sixth year as a member of the Indians current Major League coaching staff... Named to the Indians staff on October 11, 1993... Charlie managed the Indians AAA affiliates at Colorado Springs and Charlotte from 1990-1993... In 1992, he guided the Colorado Springs Sky Sox to the Pacific Coast League title and was named PCL "Manager of the Year"... In 1993, he piloted the Charlotte Knights to the International League crown in their first year as a Cleveland affiliate and managed the International League All-Star Team... For the 1988 and '89 seasons, Manuel served in his current role as Hitting Instructor for the Tribe... Was originally named to the Indians Major League staff on December 2, 1987... Prior to joining the Indians he was with the Twins organization for six years... Managed at AAA Portland in 1987 and in Toledo in '86... Skipped the Twins AA Orlando club in 1984-85... Was the manager at Class A Wisconsin Rapids in 1983... Started his off-field baseball career as a Twins scout in 1982.

### PLAYING CAREER

Was signed to his first professional contract by the Minnesota Twins... The former outfielder had a 19-year playing career which began at Wytheville of the Appalachian League in 1963... Named to Midwest League All-Star Team at Wisconsin Rapids in 1967 and the Southern League All-Star squad in '68 at Charlotte... Spent the entire 1969 season and part of the '70 campaign with the Twins... Appeared in the AL Championship Series each of those years... Also spent part of the 1971 season and the entire '72 season with Minnesota... Moved on to the Dodgers organization in 1974 and spent parts of the '74 and '75 campaigns at the major league level... Starred for six seasons in Japan with the Yakult Swallows and Kintetsu Buffaloes from 1976-81... Clubbed 192 home runs in Japan, including 48 in 1980 which was, at the time, an American record for Japanese baseball... Batted .324 with 37 homers and 97 RBI in 1979 and was named the MVP... Charlie was the first American to be so honored... Played with three Japanese pennant winners.

### PERSONAL/MISC.

Full name **CHARLES FUQUA MANUEL, JR.**... Resides in Winter Haven, FL... Hails from Roanoke, VA... Single... Two Children: Charles, Jr. (5/30/62) and Julie (4/15/79)... Participated in baseball, football, basketball and track at Parry McCluer (Buena Vista, VA) High School, where he graduated in 1963... Was captain of the baseball and basketball teams... All-Star basketball selection three years... MVP in basketball twice and baseball once... Played American Legion ball as a youngster.

MANUEL (continued)

YEAR	CLUB	AVG	G	AB	R	H	2B	3B	HR	RBI	BB	SO	SB
1963	Wytheville	.358	58	173	32	62	9	2	7	45	25	21	7
1964	Orlando	.265	114	373	43	99	21	7	4	37	43	47	3
1965	Wilson	.204	61	167	16	34	6	1	0	19	19	27	2
1966	Orlando	.225	61	187	14	42	6	1	1	21	26	31	4
	Wilson	.231	118	347	39	80	13	5	6	47	43	53	7
1967	Wisc.Rapids	.313	111	399	76	125	29	3	15	70	56	74	4
1968	Charlotte	.283	138	505	59	143	26	11	13	79	43	89	6
1969	Minnesota	.207	83	164	14	34	6	0	2	24	28	33	1
1970	Minnesota	.188	59	64	4	12	0	0	1	7	6	17	1
	Evansville	.329	21	70	13	23	5	0	6	26	6	5	0
1971	Minnesota	.125	18	16	1	2	1	0	0	1	1	8	0
	Portland	.372	63	191	47	71	8	5	19	46	31	29	0
1972	Minnesota	.205	63	122	6	25	5	0	1	8	4	16	0
1973	Tacoma	.274	105	343	47	94	18	3	16	68	42	58	0
1974	Albuquerque	.329	129	432	82	142	23	2	30	102	80	68	3
	Los Angeles	.333	4	3	0	1	0	0	0	1	1	0	2
1975	Albuquerque	.325	81	243	40	79	17	1	16	64	39	32	0
	Los Angeles	.133	15	15	0	2	0	0	0	2	0	3	3
1976-81	—PLAYED PROFESSIONAL BASEBALL IN JAPAN—												
<b>American League</b>		<b>.199</b>	<b>223</b>	<b>366</b>	<b>25</b>	<b>73</b>	<b>12</b>	<b>0</b>	<b>4</b>	<b>40</b>	<b>39</b>	<b>74</b>	<b>1</b>
<b>National League</b>		<b>.167</b>	<b>19</b>	<b>18</b>	<b>0</b>	<b>3</b>	<b>0</b>	<b>0</b>	<b>0</b>	<b>3</b>	<b>1</b>	<b>3</b>	<b>0</b>
<b>M.L. TOTALS</b>		<b>.198</b>	<b>242</b>	<b>384</b>	<b>25</b>	<b>76</b>	<b>12</b>	<b>0</b>	<b>4</b>	<b>43</b>	<b>40</b>	<b>77</b>	<b>1</b>

**RECORD AS MANAGER**

YEAR	CLUB	LEAGUE	POSITION	W	L
1983	Wisconsin Rapids	Midwest	2nd	71	67
1984	Orlando	Southern	3rd (1st half) 2nd (2nd half)	34 45	35 30
1985	Orlando	Southern	5th (1st half) 2nd (2nd half)	29 43	35 36
1986	Toledo	International	6th	62	77
1987	Portland	Pacific Coast	10th	45	96
1990	Colorado Springs	Pacific Coast	2nd (1st half) 3rd (2nd half)	37 39	34 33
1991	Colorado Springs	Pacific Coast	5th (1st half) 1st (2nd half)	30 42	41 26
1992	Colorado Springs*	Pacific Coast	2nd (1st half) 1st (2nd half)	36 48	33 24
1993	Charlotte*	International	1st	86	55
<b>TOTAL</b>				<b>647</b>	<b>622</b>

\*League Champions

Jeff

**NEWMAN**

**8**



**Age:** 50, born September 11, 1948  
at Ft. Worth, TX

**Position:** Third Base Coach

**Bats:** R      **Height:** 6-2

**Throws:** R      **Weight:** 220

MGR/COACHES

### MANAGERIAL/COACHING CAREER

Jeff begins his eighth season as Mike Hargrove's third base coach... Jeff also instructs the Tribe catchers... In 1996, he served as the Tribe Bench Coach from the beginning of the season through June 25 before resuming his familiar role as third base coach from June 25 through the remainder of the season... Was named Tribe's third base coach on October 30, 1991... Prior to joining the Indians, Newman spent the previous six seasons (1986-91) coaching and instructing in the Oakland Athletics organization... After taking a year off after his playing career ended in 1984, he was the Oakland A's bullpen coach under Jackie Moore in 1986 and was named interim manager on June 20 after the A's got off to a 29-44 record... Managed the A's for 10 games before Tony LaRussa was named manager on July 1, 1986 and he resumed his role as bullpen coach ... A's were 2-8 over the 10 games... Spent the 1987 season as a roving instructor in the A's minor league system and then spent the next four seasons (1988-91) as a minor league manager for the A's... In 1988, he was manager of the Class A club at Modesto... Spent the 1989 and 1990 seasons as the skipper at AA Huntsville... Was named "Southern League Manager of the Year" in 1989 as he guided them to the second half championship into the SL playoffs... Managed AAA Tacoma in 1991 before he began his tenure on the Indians staff the following season.

### PLAYING CAREER

Originally drafted by the Indians in 1970... His first pro season he led the Gulf Coast League in HRs and RBI and was named to the All-Star team... Started career as a third baseman, didn't catch until 1971 at Reno... Named to Texas League All-Star team in 1973 while at San Antonio... Sold by Tribe to Oakland in 1975 after spending six years in Indians organization... Made ML debut with A's in June of '76... Had best year in 1979, leading Athletics with 22 HRs and 71 RBI and was named to the AL All-Star squad... In seven seasons with Oakland he caught, played 1B and 3B... Joined the Boston Red Sox in 1983 and concluded his career there after the '84 season.

### PERSONAL/MISC.

Full name **JEFFREY LYNN NEWMAN**... Resides in Danville, CA... Married to the former Diane Rosen... Two Children: Thomas Wayne (2/6/70) and Jay Ryan (2/25/79)... 1966 graduate of Paschal High School in Ft. Worth, TX., where he played baseball and basketball... Attended Texas Christian University and graduated in 1974 with a Bachelor's degree in Education... Was a 3rd team All-American in 1968, All-Conference three years and was elected to the Texas Christian University Hall of Fame... In his spare time, enjoys fishing, golf and tennis.

NEWMAN (continued)

YEAR	CLUB	AVG	G	AB	R	H	2B	3B	HR	RBI	BB	SO	SB
1970	Sarasota	.313	55	195	27	61	9	0	6	53	17	35	4
1971	Reno	.269	67	234	35	63	11	3	16	53	24	67	0
1972	Reno	.259	107	410	59	106	20	6	20	84	33	93	1
1973	San Antonio	.246	112	394	50	97	29	0	13	63	25	92	1
1974	Oklahoma City	.245	57	188	19	46	3	1	7	28	15	38	0
	Salt Lake City	.303	28	109	15	33	8	0	4	21	9	17	3
1975	Toledo	.188	32	64	7	12	4	0	2	5	4	14	0
	Salt Lake City	.227	58	176	24	40	10	0	5	25	19	30	4
1976	Tucson	.268	68	231	23	62	11	1	5	38	14	52	1
	Oakland	.195	43	77	5	15	4	0	0	4	4	12	0
1977	Oakland	.222	94	162	17	36	9	0	4	15	4	24	2
1978	Oakland	.239	105	268	25	64	7	1	9	32	18	40	0
1979	Oakland	.231	143	516	53	119	17	2	22	71	27	88	2
1980	Oakland	.233	127	438	37	102	19	1	15	56	25	81	3
1981	Oakland	.231	68	216	17	50	12	0	3	15	9	28	0
1982	Oakland	.199	72	251	19	50	11	0	6	30	14	49	0
1983	Boston	.189	59	132	11	25	4	0	3	7	10	31	0
1984	Boston	.222	24	63	5	14	2	0	1	3	5	16	0
<b>American League</b>		<b>.224</b>	<b>735</b>	<b>2123</b>	<b>189</b>	<b>475</b>	<b>85</b>	<b>4</b>	<b>63</b>	<b>233</b>	<b>116</b>	<b>369</b>	<b>7</b>
<b>National League</b>		<b>—</b>	<b>—</b>	<b>—</b>	<b>—</b>	<b>—</b>	<b>—</b>	<b>—</b>	<b>—</b>	<b>—</b>	<b>—</b>	<b>—</b>	<b>—</b>
<b>M.L. TOTALS</b>		<b>.224</b>	<b>735</b>	<b>2123</b>	<b>189</b>	<b>475</b>	<b>85</b>	<b>4</b>	<b>63</b>	<b>233</b>	<b>116</b>	<b>369</b>	<b>7</b>

**RECORD AS MANAGER**

YEAR	CLUB	LEAGUE	POSITION	W	L
1986	Oakland	American	—	2	8
1988	Modesto	California	3rd	29	42
			3rd	25	45
1989	Huntsville	Southern	3rd	37	35
			1st	45	26
1990	Huntsville	Southern	2nd	41	31
			3rd	38	34
1991	Tacoma	Pacific Coast	3rd	33	37
			4th	30	36
<b>TOTAL</b>				<b>280</b>	<b>294</b>



Phil

**REGAN**

**38**

**Age:** 62, born April 6, 1937 at Otsego, MI

**Position:** Pitching Coach

**Bats:** R      **Height:** 6-3

**Throws:** R      **Weight:** 205

MGR/COACHES

### MANAGERIAL/COACHING CAREER

Phil is in the first season of his second stint as Indians Pitching Coach....Was named to the position on October 27, 1998...His first tenure as Tribe pitching coach came in 1994...Was originally named to the Indians major league staff on October 11, 1993...Under his tutelage in 1994 Tribe pitchers compiled an ERA of 4.36 (1018.2IP, 1097H, 494ER) in 113 games, the 5<sup>th</sup> best mark in the AL during the strike-shortened campaign....Tribe pitchers led the Major Leagues in complete games (17) and allowed the fewest homers (94) in the big leagues in 1994...The Tribe was also the only team in the AL with four 10-game winners... Left the Indians during the work stoppage after being named manager of the Baltimore Orioles, guiding the O's to a mark of 71-73 (.493) in 1995...Managed the AAA Albuquerque Dukes (LA Dodgers) in 1996 and spent the 1997 and 1998 seasons as pitching coach of the Chicago Cubs...The 1998 NL Wild Card Champion Cubs set a club record for strikeouts in each of his two seasons... Spent seven seasons with the Los Angeles Dodgers as a Major League Special Assignment and Advance Scout from 1987-93...Managed the Caracas club in Venezuela during the winter months over 8 seasons from 1990-98...Also managed winter ball in the Dominican Republic from 1985-90...Did not manage in winter ball this year for the first time in 13 years....Was Pitching coach for the Seattle Mariners from August 24, 1984, when he replaced Frank Funk, until 1986...Joined the Seattle organization as a major league advance scout and minor league pitching instructor in 1983...Served as the head baseball coach at Grand Valley State College in Grand Rapids, MI for 10 seasons, 1973-82.

### PLAYING CAREER

Pitched at the big league level for 13 seasons with the Tigers, Dodgers, Cubs and White Sox....Reached double figures in victories six times at the major league level...First professional season was in Jamestown in 1956 when he pitched a league-leading 229 innings and recorded 17 wins....Made major league debut with the Tigers in 1960...Pitched with Detroit for five seasons prior to being traded to the Dodgers in December of 1965...Won a career-high 15 games for Detroit in 1963...In 1966, his first year in Los Angeles, recorded a 14-1 record with a 1.62 ERA and 21 saves in 65 relief outings...Led the NL in winning percentage, relief wins and saves that year and appeared in two World Series games (1.2IP, 0H, 0R)... Named to the National League All-Star squad in 1966...Traded to the Cubs in 1968, was with Cubs for four years before being dealt across town to the White Sox in June of 1972 for cash...Also led the NL in saves in 1968 with 25... Was with Chisox for just a half season before retiring later that season.

### PERSONAL/MISC.

Full name **PHILIP RAYMOND REGAN**...Resides in Byron Center, MI...Married to the former Carol Jurrians (11/24/56)...Four Children: Susan, Phil Jr., Lisa and Tom...Also has ten grandchildren ranging from age 15 to 8 months... Attended Western Michigan University in Kalamazoo, MI... Signed with the Detroit organization in 1956...Tagged with the nickname "Vulture" by his Dodgers teammates for his ability to pick up wins out of the bullpen.

## REGAN (continued)

YEAR	CLUB	W	L	ERA	G	GS	CG	SHO	SV	IP	H	R	ER	BB	SO
1956	Jamestown	17	9	3.65	34	28	9	0	—	229.0	237	128	93	120	172
1957	Durham	9	14	4.48	31	27	12	1	—	185.0	184	114	92	93	102
1958	Birmingham	15	8	3.67	35	31	12	4	—	201.0	177	98	82	106	118
1959	Charleston	1	3	6.75	8	6	1	0	—	32.0	47	32	24	16	8
	Birmingham	10	5	2.94	20	19	9	3	—	147.0	110	58	48	51	116
1960	Denver	9	3	3.06	23	12	2	1	—	97.0	92	41	33	30	62
	Detroit	0	4	4.50	17	7	0	0	1	68.0	70	39	34	25	38
1961	Detroit	10	7	5.25	32	16	6	0	2	120.0	134	70	70	41	46
1962	Detroit	11	9	4.04	35	23	6	0	0	171.1	169	89	77	64	87
1963	Detroit	15	9	3.86	38	27	5	1	1	189.0	179	95	81	59	115
1964	Detroit	5	10	5.03	32	21	2	0	1	146.2	162	87	82	49	91
1965	Detroit	1	5	5.05	16	7	1	0	0	51.2	57	31	29	20	37
	Syracuse	9	5	2.47	17	15	9	3	—	124.0	89	39	34	19	108
1966	Los Angeles	14	1	1.62	65	0	0	0	*21	116.2	85	24	21	24	88
1967	Los Angeles	6	9	2.99	55	3	0	0	6	96.1	108	38	32	32	53
1968	Los Angeles	2	0	3.52	5	0	0	0	0	7.2	10	3	3	1	7
	Chicago (NL)	10	5	2.20	68	0	0	0	*25	127.0	109	36	31	24	60
1969	Chicago (NL)	12	6	3.70	71	0	0	0	17	112.0	120	49	46	35	56
1970	Chicago (NL)	5	9	4.76	54	0	0	0	12	75.2	81	43	40	32	31
1971	Chicago (NL)	5	5	3.93	48	1	0	0	6	73.1	84	37	32	33	28
1972	Chicago (NL)	0	1	2.25	5	0	0	0	0	4.0	6	1	1	2	2
	Chicago (AL)	0	1	4.05	10	0	0	0	0	13.1	18	7	6	6	4
<b>A. L. Totals</b>		<b>42</b>	<b>45</b>	<b>4.49</b>	<b>180</b>	<b>101</b>	<b>20</b>	<b>1</b>	<b>5</b>	<b>760.0</b>	<b>789</b>	<b>418</b>	<b>379</b>	<b>264</b>	<b>418</b>
<b>N. L. Totals</b>		<b>54</b>	<b>36</b>	<b>3.03</b>	<b>371</b>	<b>4</b>	<b>0</b>	<b>0</b>	<b>87</b>	<b>612.2</b>	<b>603</b>	<b>231</b>	<b>206</b>	<b>183</b>	<b>325</b>
<b>M.L. TOTALS</b>		<b>96</b>	<b>81</b>	<b>3.84</b>	<b>551</b>	<b>105</b>	<b>20</b>	<b>1</b>	<b>92</b>	<b>1372.2</b>	<b>1392</b>	<b>649</b>	<b>585</b>	<b>447</b>	<b>743</b>

## RECORD AS MANAGER

YEAR	CLUB	LEAGUE	POSITION	W	L
1995	Baltimore	American	3rd	71	73
1996	Albuquerque	Pacific Coast	3rd	67	76
<b>MINOR LEAGUE TOTALS</b>				<b>67</b>	<b>76</b>
<b>MAJOR LEAGUE TOTALS</b>				<b>71</b>	<b>73</b>



Dan

**WILLIAMS**

**43**

**Age:** 32, born September 3, 1966  
in San Gabrielle, CA

**Position:** Working Coach/Bullpen Catcher

**Bats:** R      **Height:** 6-3

**Throws:** R      **Weight:** 245

MGR/COACHES

**COACHING CAREER**

Enters fifth full season on the Major League coaching staff... Named working coach during the shortened spring training of 1995... Duties include catching starting and relief pitchers in the bullpen, throwing batting practice and hitting fungoes... Also assists Bullpen Coach Luis Isaac in various pre-game and post-game duties... Began his coaching career in 1991 in Class A Kinston of the Carolina League, spending his second year of coaching with Burlington (short season Class A) of the Appalachian League... Spent most of the 1993 season with the Columbus Redstixx of the South Atlantic League before getting call to the major leagues in August of 1993 to replace Dom Chiti following Chiti's appointment as Pitching Coach... Spent the rest of the 1993 season in that position... Returned to Class A Columbus in 1994, serving as the 3B coach for the Redstixx.

**PLAYING CAREER**

Drafted by the Indians in the 37th round out of Western Oregon State University in the 1988 draft and assigned to Burlington of the short season Appalachian League... Hit .210 (21-100) for the Indians with 4 2B, 1 3B, 1 HR & 8 RBI in 39 games... Threw out 8 of 24 (33%) of his baserunners in his rookie campaign... Besides catching (24G), also appeared at first base (5G) and the outfield (1G)... Spent the 1989 season with short season Watertown of the Class A New York-Penn League... Hit .295 (56-190) with 6 2B, 3 HR & 31 RBI in 62 games... Threw out 9 of 28 baserunners (32%) attempting to steal... Spent last full season in minors at Class A Kinston of the Carolina League... Hit .176 (12-68) with a 2B, HR & 10 RBI in 28 games... Managed by Brian Graham for the 2nd straight year... Finished up his playing career in 1991, appearing in just 6 games for Kinston... Was 4-15 (.267) in those games before signing on as a full-time coach.

**PERSONAL/MISC.**

Full name **DANIEL LAWRENCE WILLIAMS**... Married, wife's name is Christine... The couple has one son, Jacob (11/2/98)... Resides in Corvallis, OR and Cleveland, OH... Attended Rangers Junior College in Ranger, TX for two years (1985-86)... Also attended Western Oregon State University (1987-88) where he majored in Psychology... Enjoys fishing, hunting, wildlife and the outdoors.

YEAR	CLUB	AVG	G	AB	R	H	2B	3B	HR	RBI	BB	SO	SB
1988	Burlington	.210	39	100	9	21	4	1	1	8	8	23	1
1989	Watertown	.295	52	190	25	56	6	0	3	31	13	24	0
1990	Kinston	.176	28	68	8	12	1	0	1	10	10	13	0
1991	Kinston	.267	6	15	1	4	0	0	0	2	0	5	1
<b>Minor Lg. Totals</b>		<b>.249</b>	<b>125</b>	<b>373</b>	<b>43</b>	<b>93</b>	<b>11</b>	<b>1</b>	<b>5</b>	<b>51</b>	<b>31</b>	<b>65</b>	<b>2</b>

## TRAINING/CONDITIONING



Head Trainer **PAUL SPICUZZA** begins his 17th season with the Tribe, his third as head trainer after being named to the position on October 31, 1996. The 46-year-old Spicuzza started his career with the Indians AA farm team in San Antonio in 1975, and was the AA trainer at Williamsport in 1976. He was also head trainer for Mayaguez in the Puerto Rican winter league in both 1975 and 1976. In 1992, Paul and Jim Warfield were honored as the "Baseball Trainers of the Year" by the Professional Baseball Athletic Trainers Society. In 1994, the recognition continued as Paul represented the Indians as a trainer for the All-Star Game in Pittsburgh.

Paul joined the Cleveland Cavaliers of the National Basketball Association as the head trainer in 1980, and remained in that capacity until 1982. During that time, Paul was the trainer for the East squad in the 1981 NBA All-Star Game.

Spicuzza is a native Clevelander, having graduated from St. Joseph High School in 1970 and John Carroll University in 1974. Paul referees high school and college basketball games during the off-season.

Paul, his wife Beth and their sons, PJ and Ryan, reside in Mentor, Ohio.



**JIM WARFIELD**, who along with Paul Spicuzza composes one of baseball's best training staff's, begins his 29th season with the Indians this year, his third as the Tribe's Assistant Trainer.

Warfield began his training career during his high school and college years, spending summers as an assistant in training camp with the Philadelphia Eagles of the National Football League. He was briefly a member of the training staff at Franklin and Marshall College following his graduation from Indiana University in 1966.

His association with the Cleveland Indians organization began in 1969 when he was the trainer for the Tribe's AA affiliate Waterbury. He moved on to AA Savannah for one year (1970) before becoming the major league trainer in 1971. He was the Tribe's head trainer for 26 seasons from 1971-96. Well-respected among his peers, Warfield was honored as the trainer for the 1981 American League All-Star team (also trainer for 1997 ASG), and in 1992, along with partner Paul Spicuzza, was honored as "Baseball Trainer of the Year" by the Professional Baseball Athletic Trainers Society.

Jim, his wife Linda and son Jordan reside in Hudson, Ohio.



**FERNANDO MONTES** enters his 7th season as the Indians Strength and Conditioning Coach. Fernando was named to the position on October 21, 1992.

Montes, 41, came to the Indians after serving as Strength and Conditioning Coach for the Stanford (CA) University Dept. of Athletics from 1990-93.

The Cal State-LA graduate was employed by his alma mater from 1985 through 1989 in the Department of Physical Education.

Montes was the Head Athletics Trainer for Pasadena (CA) City College and in 1984 he was named the

Head Athletic Trainer for the men's and women's USA field hockey teams at the Olympic Games in Los Angeles.

Fernando is a member of the National Strength and Conditioning Association, and the current president and founder of the Professional Baseball Strength and Conditioning Coaches Society.

He has spent the past few off-seasons touring Japan as a consultant to many of their professional baseball clubs. He is single and resides in North Ridgeville, Ohio.



**JIM MEHALIK** begins his second season as the Tribe's Director of Rehabilitation after being named to the post in January of 1998. Jim oversees and coordinates the rehabilitation all injured Indians uniform personnel at both the major league and minor league level. Since 1993 he has been the Rehabilitation Manager at Lutheran Hospital, a position he still holds.


After graduating from Ohio State University in 1988 with a degree in Allied Health Sciences, Mehalik was a staff therapist at Lorain Community Hospital for two years from 1988-90 before working three years

in Columbus, OH in a private physical therapy practice from 1990-93 before assuming his current role with Lutheran Medical Center in 1993.

Mehalik, 33, resides in Brunswick Hills, OH with his wife, Lisa. They have three children: Haley, Jacob and Hannah.

## CLEVELAND INDIANS COACHES (1948-1998)

Adair, Rick, 1992-93	Lutz, Joe, 1972-73
Aker, Jack, 1986-87	MacKenzie, Gordie, 1991-1992
Appling, Luke, 1961	Manuel, Charlie, 1988-89, 1994-
Bell, Buddy, 1994-1995	McCraw, Tom, 1975, 1980-82
Bolek, Ken, 1992-93	McGaha, Mel, 1961
Bonds, Bobby, 1984-87	McKechnie, William, 1948-49
Bryant, Clay, 1967, 1974	McMahon, Don, 1983-85
Bumbry, Al, 1998	Melillo, Oscar, 1950
Chiti, Dom, 1990-93	Moeller, Joe, 1978
Clark, Ron, 1992-93	Morales, Jose, 1990-93
Colavito, Rocky, 1973, 1976-78	Mullin, Pat, 1967
Cuccinello, Tony, 1952-56	Napoleon, Ed, 1983-85
Dauer, Rich, 1990-91	Nelson, Dave, 1992-1997
Davenport, Jim, 1989	Newman, Jeff, 1992-
Deal Ellis, 1970-71	Nosseck, Joe, 1977-81
Doby, Larry, 1974	O'Neill, Steve, 1949
Duncan, Dave, 1979-81	Otero, Reggie, 1966
Edwards, Doc, 1979-81	Pacheco, Tony, 1974
Evers, Walter, 1970	Parker, Salty, 1962
Farrell, Kerby, 1970-71	Queen, Mel, 1982
Flowers, Jake, 1951-52	Regan, Phil, 1994
Garcia, Dave, 1975-76, 1979	Rice, Del, 1967
Goryl, John, 1982-88, 1997-98	Ruel, Harold, 1948-50
Haddix, Harvey, 1975-78	Sanford, Jack, 1968-69
Harder, Mel, 1948-63	Simmons, Al, 1950-51
Hargrove, Mike, 1990-91	Sommers, Dennis, 1980-85
Harrah, Toby, 1996	Spahn, Warren, 1972-73
Hartenstein, Chuck, 1979	Spencer, Tom, 1988-89
Hemus, Solly, 1965	Stanky, Eddie, 1957-58
Hofman, Bobby, 1971-72	Strickland, George, 1963-69
Isaac, Luis, 1988-91, 1994-	Susce, George, 1949
Katt, Ray, 1962	Torborg, Jeff, 1975-77
Koenig, Fred, 1986	Valo, Elmer, 1963-64
Kress, Ralph, 1953-60	White, Joyner, 1959-60
Lemon, Bob, 1960	Wiley, Mark, 1988-91, 1995-98
Lipon, John, 1968-71	Williams, Billy, 1990-91
Lobe, Bill, 1952-56	Williams, Dan, 1993, 1995-
	Wynn, Early, 1964-66



## 1999 Indians

40-Man Roster and Spring Invitees .....	32-207
Cleveland Indians Roster .....	210-211
Behind the Scenes .....	208

*Footnotes refer to player statistics that follow:*

*(\*) League Leader*

*(#) Tied for League Lead*



## Roberto

# ALOMAR

# 12

**Age:** 31, born February 5, 1968 in Ponce, PR

**Position:** Second Baseman

**Bats:** S                      **Height:** 6-0

**Throws:** R                    **Weight:** 185

**ML Service:** 11 + 000

**Contract Status:** Signed thru 2002 with a club option for 2003.

**Acquired:** November 24, 1998; Signed by the Cleveland Indians to a free agent contract.

### 1998 SEASON HIGHLIGHTS

- ◆ Joins his brother, Sandy, in his first season in Cleveland... Sandy and Robbie were teammates for 1 game in 1988 and 7 games in 1989 for the San Diego Padres before Sandy was traded to the Indians prior to the 1990 season... The last brother combination to play with the Indians concurrently was the Perry's (Gaylord & Jim) in 1974 & '75... Is one of 25 active major leaguers with a .300 career average or better (1000 or more at bats).
- ◆ Was awarded his 7<sup>th</sup> career Rawlings Gold Glove Award after the season (1991- 96, '98) and is now the American League's all-time fielding percentage leader at second base at .9867 (70E, 5222TC)... He finished the season tied with Detroit's Damion Easley among AL second basemen with a .985 fielding % (best in AL).
- ◆ In his 3<sup>rd</sup> and final season with the Orioles he hit .282 (166-588) with 36 2B, 1 3B, 14 HR, 56 RBI & 18 steals in 23 attempts in 147 games and was named the second baseman on *The Sporting News* Post-Season All-Star Team for the third time in his career.... His finished his Baltimore Oriole career as the franchise's all-time leader with a .312 (496-1588) batting average... 1998 snapped a six year run for Roberto in which he hit .300 or better (1992-97).
- ◆ Has been an All-Star for nine straight seasons, the last eight of which he has been elected in the annual fan balloting... Robbie was named MVP of the 69<sup>th</sup> All-Star Game on July 7 in Denver, going 3-4 with a HR, RBI & SB.... Sandy Alomar was the MVP of the 68<sup>th</sup> All-Star Game in Cleveland in 1997 (first MVP brother combination in ASG history).
- ◆ Brings a wealth of playoff experience to the Indians, owning a career post-season average of .321 (61-190) with 25 RS, 4 HR, 27 RBI & 18 SB in 48 career games ... Robbie was a member of the Toronto Blue Jays 1992 & '93 World Championship squads... Lifetime in post-season he is 18 for 20 in stolen base attempts.
- ◆ Was on the 15-day disabled list from July 25-August 4 with a sprained right pinkie finger, suffered sliding into 2<sup>nd</sup> base on July 18 at Anaheim... Started games in each of the first five spots of the Orioles batting order on the year... Robbie hit .274 (34-124) with RISP with 2 HR & 34 RBI and was 3 for 13 (.231) with the bases loaded... In his career, Robbie is 41-107 (.383) with the bases full.

### PRO CAREER

**1997** Suffered through an injury plagued campaign, spending nearly a month on the disabled list with a pulled right groin... In addition, due to a left shoulder strain, the switch-hitter did not bat right-handed after 5/31 (although he made an attempt on 6/20 before switching back)... Reported to spring training with a severely sprained left ankle that hampered him for nearly half of the year... On 4/26 vs. Boston, Roberto homered three times and collected a career-high 6 RBI... It was the first time he has homered three times in a game and it was the 16th time that an Oriole accomplished the feat and the first since Ripken on 5/28/96 at SEA... It was the first time that an Oriole did it at Camden Yards... On 5/4 at Oriole Park he smacked his 3rd career grand slam... The shot came against Oakland's Don Wengert... On the year he was 6-for-10 with the bases loaded... Overall with two strikes against him he batted .269 (49-182), 5th highest two strike average in the A.L.... Roberto owned a .988 fielding percentage (503-509), 2nd highest among A.L. second baseman trailing only Oakland's Spiezio (.990, 691-698)... Pulled right groin muscle on 7/29 vs. Texas while running out a sacrifice bunt... Was on the disabled list from 7/30-8/26... Finished the season on a tear, batting .500 (35-70) over his last 19 games with 9 2B, 4 HR and 17 RBI... Batted .333 on the

year but fell 30 plate appearances shy of setting the club record for BA in a season... The mark is held by Ken Singleton who hit .3283 in 1977... Was suspended for the first five games of the season for altercation with umpire John Hirschbeck on 9/27/96 at Skydome... On 11/14 in Los Angeles, he underwent surgery to repair a torn labrum in his left shoulder... The procedure was performed by Dr. Lewis Yocum... **1996** Established new team record for hits in April with 39, breaking old mark of 32 held by Frank Robinson, Paul Blair (both in '69) and Cal Ripken ('94)... Had 40 hits in May, 2nd-most by an Oriole behind Brooks Robinson's 49 in 1961... Average peaked at .410 on 6/9... Became 5th player this decade to be hitting .400 or better after 6/1, joining Lenny Dykstra in 1990 (6/10), Andres Galarraga (7/5) and John Olerud (7/27) in 1993 and Paul O'Neill (6/16) in 1994... Set a new club record and a career-high with 132 runs scored... His .328 batting average was 77th best in the American League and was 1/1000th percentage point behind Ken Singleton for highest ever by an Oriole as Singleton batted .3283 in 1977 as opposed to Alomar's .3282... On 7/25 against the Indians, Alomar homered from both sides of the plate for the second time in his career... He also did it on 5/10/91 vs. the White Sox in Toronto... Compiled career-high 22-game hitting streak, 5/12-6/8, tied for 2nd-longest in team history... Batted clean-up on 7/21 at Boston, his first time in the #4 slot since four games with the Padres in July of 1990... Captured 6th straight Rawlings Gold Glove Award for defensive excellence... He was the first Orioles second baseman to win a Gold Glove Award since Bobby Grich in 1976... Was named to the Louisville Slugger "Silver Slugger" Team as the league's best offensive second baseman... On 10/5 in Game 4 of the American League Division Series, Robbie singled off Cleveland's Jose Mesa to tie the game with two outs and two strikes against him in the top of the 9th inning... In the top of the 12th inning he smacked the series winning home run, a solo shot off Mesa, to defeat the Indians 4-3 and dethrone the defending A.L. champs, three games to one... In the annual *Baseball America* "Tools of the Trade" poll, Robbie was named "Best Defensive 2B", "Best Baserunner", "Best Bunter" and 2nd "Best Hitter" behind only Chicago's Frank Thomas among all American League players... Following the season, Robbie played for San Juan and was managed by his father, Sandy, Sr. in the Puerto Rican Winter League... For the second straight season he captured the batting title with a .347 average... **1995** Was the only Blue Jays player with an average of .300 or better... On 6/17 vs Texas, Robbie broke the A.L. record for consecutive errorless games by a second baseman with his 90th straight error-free game, breaking former Oriole Jerry Adair's record of 89... On 6/27 he set the American League record for consecutive errorless chances with 460... Had string snapped on 7/4 at California ending streak of 104 straight errorless games and 484 errorless total chances... Captured 5th straight Rawlings Gold Glove Award... Paced A.L. second baseman with a .994 fielding percentage (4 errors, 643 total chances) and led A.L. second baseman with 272 putouts... **1994** Broke his right leg on December 29, 1993 sliding into second base while playing winter ball in Puerto Rico... Did not participate in a spring training game until 3/15... On 4/16 at California he collected 400th career RBI with a double off Dopson... Committed just one error in last 66 games and none in final 45... Third in fielding among AL second basemen with a .991 fielding percentage... Won fourth Rawlings Gold Glove Award... **1993** Smacked first career inside the park home run off Boston's Tony Fossas on 6/18... Scored 500th career run on 7/6 vs. the White Sox... 1000th career hit came on 8/13 at Boston... Played in his 4th straight All-Star Game... At the Mid-Summer Classic, played at Oriole Park at Camden Yards, Robbie clubbed his first All-Star home run... Stole 18 consecutive bases without a CS... His 15 steals of third base tied with Henderson for the league lead... Ranked 8th in the league in SB success (78.6%, 55-70)... Was 6-10 with a HR with the bases loaded... Won third straight Rawlings Gold Glove Award... In the post-season, he batted .292 in the A.L.C.S. vs. the White Sox with a team high four stolen bases... In the World Series he hit .480 vs. the Phillies, second best on the club to Molitor (.500) and once again swiped four bases... **1992** Toronto chapter BBWAA "Player of the Year"... Voted A.L. "Player of the Month" for April when he batted .382... Sprained left knee sliding home 6/8 at New York and missed five games... Voted to start the All-Star Game in San Diego... Set an All-Star record with two stolen bases in an inning... On 8/6 he tied a Jays record by scoring four runs in a game... Posted 17 consecutive steals, 6/24-8/16, until being thrown out by brother Sandy vs. Cleveland... Finished second in fielding among A.L. second basemen with a .993 percentage... His 12 steals of third tied with Polonia for the league lead... Hit .354 (52-147) with runners in scoring position... Was 3rd in the league with 105 runs scored and 7th with .310 average... Named to the Associated Press Major League All-Star Team... Won second straight Rawlings Gold Glove Award... Named MVP in the ALCS vs. Oakland... Batted .423 (11-18) in A.L.C.S... **1991** Won Rawlings Gold Glove Award for first time... Toronto chapter BBWAA "Player of the Year"... On 5/10 he became the 55th player in history to homer from both sides of the plate in the same game when he did it against the White Sox... Tied a Blue Jays club record when he stole four bases in a game on 6/8 against the Orioles... Became just the second Blue Jays player to be voted to the All-Star Team (the first was George Bell in 1987)... Was 2nd in the league with 53 steals and 16 sacrifice bunts and was 3rd with 11 triples... Had second best stolen base % in the A.L. (82.8%, 53-64)... Set A.L.C.S. record for most singles in a 5-game series with 9... Holds A.L.C.S. record for most hits (20) in two consecutive series (1991-92)... **1990** Was selected to the All-Star team for the first time in his career... Missed 14 of the final

24 games due to an elbow injury...Was second among N.L. second basemen with 311 putouts...**1989** Was first full season at the major league level...Was youngest player on any N.L. Opening Day roster...Played exclusively at second base and led the league with 28 errors...Hit .365 for the month of September...Led the N.L. with 17 sacrifice hits...Tied for second in the N.L. with 42 stolen bases and was third with 184 hits...**1988** Began the year at AAA Las Vegas of the Pacific Coast League...Played just 9G before being recalled to San Diego...Notched his first M.L. hit off Nolan Ryan in his first big league at-bat on 4/22...His 16 sacrifices were the most in the N.L. of any non-pitcher...Led the club in runs, doubles and sacrifices...Voted the Padres' Rookie of the Year...Made just four errors in last 64 games...Tied for second in the N.L. with 88 double plays turned...**1987** Moved up to AA Wichita in the Texas League...Led the league with 167 putouts...Played mainly second base, seeing some action at shortstop...Had 41 doubles, second in the league...**1986** Played at Class A Reno in the California League...Led the league with a .346 batting average...Played exclusively at second base...Cut his errors in half from the previous season (18)...Named to *Baseball America's* California League All-Star team...**1985** Began his career at Class A Charleston of the South Atlantic League, splitting time between second base and shortstop...Led the league with 137 games played and 546 at-bats...Tied for 5th in the league with 89 runs scored.

### PERSONAL/MISC.

Full name **ROBERTO VELAZQUEZ ALOMAR**....Single...Resides in Bradenton, FL and shares a home in Salinas, PR with his brother, Sandy....Engaged to tennis star Mary Pierce...Originally signed by Luis Rosa of the Padres...Robbie comes from a baseball family...His father, Sandy, coached for the Padres for five seasons and played in the major leagues for 15 years with seven different clubs...His brother, Sandy, Jr., is a six-time AL All-Star catcher for the Cleveland Indians...Sandy was the 1990 AL Rookie of the Year...With the Orioles he donated over 2,000 tickets as part of the Alomar's All-Stars ticket program for children from non-profit, youth oriented organizations.

YEAR	CLUB	AVG	G	AB	R	H	2B	3B	HR	RBI	BB	SO	SB
1985	Charleston	.293	*137	*546	89	160	14	3	0	54	61	73	36
1986	Reno	*.346	90	356	53	123	16	4	4	49	32	38	14
1987	Wichita	.319	130	536	88	171	41	4	12	68	49	74	43
1988	Las Vegas	.270	9	37	5	10	1	0	2	14	1	4	3
	San Diego	.266	143	545	84	145	24	6	9	41	47	83	24
1989	San Diego	.295	158	623	82	184	27	1	7	56	53	76	42
1990	San Diego	.287	147	586	80	168	27	5	6	60	48	72	24
1991	Toronto	.295	161	637	88	188	41	11	9	69	57	86	53
1992	Toronto	.310	152	571	105	177	27	8	8	76	87	52	49
1993	Toronto	.326	153	589	109	192	35	6	17	93	80	67	55
1994	Toronto	.306	107	392	78	120	25	4	8	38	51	41	19
1995	Toronto	.300	130	517	71	155	24	7	13	66	47	45	30
1996	Baltimore	.328	153	588	132	193	43	4	22	94	90	65	17
1997	Baltimore	.333	112	412	64	137	23	2	14	60	40	43	9
1998	Baltimore	.282	147	588	86	166	36	1	14	56	59	70	18
Minor Lg. Totals		.315	366	1475	235	464	72	11	18	185	143	189	96
CLEVELAND TOTALS		—	—	—	—	—	—	—	—	—	—	—	—
American League		.309	1115	4294	733	1328	254	43	105	552	511	469	250
National League		.283	448	1754	246	497	78	12	22	157	148	231	90
M. L. TOTALS		.302	1563	6048	979	1825	332	55	127	709	659	700	340

1985 -Signed by the San Diego Padres as a free agent, February 16

1990 -Acquired by the Toronto Blue Jays, along with Joe Carter, from the Padres in exchange for Tony Fernandez and Fred McGriff, December 5.

1995 -Signed by the Baltimore Orioles as a free agent, December 21.

1998 -Signed by the Cleveland Indians as a free agent, November 24.

### ALL-STAR GAME RECORD

YEAR	CLUB	AVG	G	AB	R	H	2B	3B	HR	RBI	BB	SO	SB
1990	San Diego	.000	1	1	0	0	0	0	0	0	0	0	0
1991	Toronto	.000	1	4	0	0	0	0	0	0	0	0	0
1992	Toronto	.333	1	3	1	1	0	0	0	0	0	0	2
1993	Toronto	.333	1	3	1	1	0	0	1	1	0	0	0
1994	Toronto	.333	1	3	1	1	0	0	0	0	0	0	1
1995	Toronto	.000	1	1	0	0	0	0	0	0	0	0	1
1996	Baltimore	.333	1	3	0	1	0	0	0	0	0	0	0
1997	Baltimore	.000	1	2	0	0	0	0	0	0	0	0	0
1998	Baltimore	.750	1	4	2	3	0	0	1	1	1	0	1
Totals		.292	9	24	5	7	0	0	2	2	1	0	5

### DIVISION SERIES RECORD

YEAR CLUB	AVG	G	AB	R	H	2B	3B	HR	RBI	BB	SO	SB
1996 Baltimore	.294	4	17	2	5	0	0	1	4	2	3	0
1997 Baltimore	.300	4	10	1	3	2	0	0	2	1	1	0
<b>Totals</b>	<b>.296</b>	<b>8</b>	<b>27</b>	<b>3</b>	<b>8</b>	<b>2</b>	<b>0</b>	<b>1</b>	<b>6</b>	<b>3</b>	<b>4</b>	<b>0</b>

### LEAGUE CHAMPIONSHIP SERIES RECORD

YEAR CLUB	AVG	G	AB	R	H	2B	3B	HR	RBI	BB	SO	SB
1991 Toronto	.474	5	19	3	9	0	0	0	4	2	3	2
1992 Toronto	.423	6	26	4	11	1	0	2	4	2	1	5
1993 Toronto	.292	6	24	3	7	1	0	0	4	4	3	4
1996 Baltimore	.217	5	23	2	5	2	0	0	1	0	4	0
1997 Baltimore	.182	6	22	2	4	0	0	1	2	7	3	0
<b>Totals</b>	<b>.316</b>	<b>28</b>	<b>114</b>	<b>14</b>	<b>36</b>	<b>4</b>	<b>0</b>	<b>3</b>	<b>15</b>	<b>15</b>	<b>14</b>	<b>11</b>

### WORLD SERIES RECORD

YEAR CLUB	AVG	G	AB	R	H	2B	3B	HR	RBI	BB	SO	SB
1992 Toronto	.208	6	24	3	5	1	0	0	0	3	3	3
1993 Toronto	.480	6	25	5	12	2	1	0	6	2	3	4
<b>Totals</b>	<b>.347</b>	<b>12</b>	<b>49</b>	<b>8</b>	<b>17</b>	<b>3</b>	<b>1</b>	<b>0</b>	<b>6</b>	<b>5</b>	<b>6</b>	<b>7</b>

SEASON	1998					Career				
	AB	H	HR	RBI	BA	AB	H	HR	RBI	BA
HOME	292	84	7	25	.288	2951	924	73	393	.313
ROAD	296	82	7	31	.277	3097	291	54	316	.291
vs. Balt.	—	—	—	—	—	220	61	2	20	.277
Bos.	41	7	2	3	.171	340	96	9	38	.282
N.Y.	48	14	2	4	.292	312	107	9	39	.343
T.B.	47	14	0	3	.298	47	14	0	3	.298
Tor.	46	15	0	3	.326	126	38	2	10	.302
A.L. EAST	182	50	4	13	.275	1045	316	22	110	.302
Chi.	44	7	1	2	.159	317	104	15	40	.328
Cle.	50	16	0	4	.320	372	117	7	46	.315
Det.	25	5	1	2	.200	354	103	11	52	.291
K.C.	31	8	0	2	.258	287	90	4	38	.314
Minn.	43	15	2	6	.349	290	88	6	42	.303
A.L. CENTRAL	193	51	4	16	.264	1620	502	43	218	.310
vs Ana.	42	13	1	4	.310	296	87	12	48	.294
Oak.	29	5	1	3	.172	296	98	8	37	.331
Sea.	33	12	2	10	.364	290	92	5	46	.317
Tex.	47	22	1	6	.468	353	116	4	47	.329
A.L. WEST	151	52	5	23	.344	1235	393	29	178	.318
vs. Chi.	—	—	—	—	—	127	36	1	13	.283
Cin.	—	—	—	—	—	182	53	3	12	.291
Hou.	—	—	—	—	—	214	68	4	25	.318
Milw.	—	—	—	—	—	301	89	9	37	.296
Pitt.	—	—	—	—	—	135	39	3	10	.289
St. L.	—	—	—	—	—	130	41	0	10	.315
N.L. CENTRAL	—	—	—	—	—	1089	326	20	107	.299
PRE-ASG	330	96	8	32	.291	3378	1015	76	395	.300
POST-ASG	258	70	6	24	.271	2670	810	51	314	.303
vs. RHP	421	14	7	36	.271	4242	1342	80	493	.316
vs. LHP	167	52	7	20	.311	1806	483	47	216	.267
PINCH HITTING	4	0	0	0	.000	22	4	0	1	.182
DES. HITTING	9	2	0	1	.222	55	18	3	14	.327
IN APRIL	102	27	2	8	.265	847	258	14	94	.305
MAY	105	36	3	11	.343	1129	349	35	159	.309
JUNE	103	30	3	13	.291	1092	328	214	116	.300
JULY	60	17	1	3	.283	945	275	15	98	.282
AUGUST	113	32	2	11	.283	1063	322	19	111	.303
SEPT/OCT	105	24	3	10	.229	942	293	23	131	.311

\* League Leader, # Tied for League Lead

## All-Time Gold Glove Leaders at Second Base

1)	Ryne Sandberg	9	1983-91
T2)	Bill Mazeroski	8	1958, 1960-61, 1963-67
T2)	Frank White	8	1977-82, 1986-87
<b>4)</b>	<b>Roberto Alomar</b>	<b>7</b>	<b>1991-96, 1998</b>
T5)	Joe Morgan	5	1973-77
T5)	Bobby Richardson	5	1961-65
T7)	Craig Biggio	4	1994-97
T7)	Bobby Grich	4	1973-76

### ALOMAR'S GAME HIGHS

**HITS:** 4, 25 times, most recently August 14, 1998 at Cleveland; **HR:** 3, April 26, 1997 vs. Boston; **TWO-HOMER GAMES:** 5, last on August 14, 1996 vs. Milwaukee; **RBI:** 6, once, April 26, 1997 vs. Boston; **DOUBLES:** 3, May 9, 1990 vs St. Louis; **TRIPLES:** 1, 55 times, most recently May 13, 1998 at Cleveland; **RUNS:** 4, four times, most recently April 26, 1997 vs Boston; **WALKS:** 4, April 10, 1996 vs Cleveland; **SB:** 4, June 8, 1991 at Baltimore; **HITTING STREAK:** 22 games, May 12-June 8, 1996; **GRAND SLAMS:** 3, May 4, 1997 vs. Oakland off Don Wengert; May 4, 1996 vs. Milwaukee off Kevin Wickander; August 29, 1993 vs. Seattle off Eric Hanson

### ALOMAR, R./ML FIELDING

YEAR	PCT	G	PO	A	E	TC	DP
1988	.980	143	319	459	16	794	88
1989	.967	157	341	472	*28	841	91
1990	.974	142	316	404	19	739	77
1991	.981	160	333	447	15	795	79
1992	.993	150	287	378	5	670	66
1993	.980	151	254	439	14	707	92
1994	.991	106	176	275	4	455	71
1995	*.994	128	*273	365	4	643	84
1996	.985	141	178	446	11	735	107
1997	.988	109	203	300	6	509	66
1998	#.985	144	251	449	11	711	86
<b>Totals</b>	<b>.982</b>	<b>1530</b>	<b>3031</b>	<b>4434</b>	<b>133</b>	<b>7599</b>	<b>907</b>

\* League Leader, # Tied for League Lead

### CLEVELAND INDIANS BROTHER COMBINATIONS

Bill and Harry Hinchman  
(1907)

Vean and Dave Gregg  
(1913)

Joe and Luke Sewell  
(1921-30)

Gaylord and Jim Perry  
(1974-75)

## Sandy

# ALOMAR, JR.

# 15



**Age:** 32, born June 18, 1966 in Salinas, PR

**Position:** Catcher

<b>Bats:</b>	R	<b>Height:</b>	6-5
<b>Throws:</b>	R	<b>Weight:</b>	220

**ML Service:** 9 + 047

**Contract Status:** Signed thru 1999 with a club option for 2000.

**Acquired:** December 6, 1989; along with Carlos Baerga and Chris James, from the San Diego Padres, in exchange for Joe Carter.

### 1998 SEASON HIGHLIGHTS

- ◆ Was plagued by Inconsistency and nagging injuries in 1998 after having a storybook season in 1997... Was hitting .270 (61-226) thru games of June 30 with 16 2B, 5 HR & 30 RBI, including a .322 mark in May (28-87) with 4 2B, 1 HR & 13RBI...From July 1 thru the end of the season he hit just .191 (35-183) with 10 2B, 1 HR & 13 RBI in 54 games to lower his average from .270 to .235.
- ◆ His last homer came on August 1<sup>st</sup> (did not HR last 116 at bats)...Hit his 2<sup>nd</sup> career grand slam on May 3 vs. TB in the 9<sup>th</sup> inning (off R.Hernandez) to give the Tribe a 10-8 win...Hit his first 3B since 7/3/94 on June 21 vs. NY (400 G w/o a 3B)...Threw out 25 of 87 (28.7%) baserunners attempting to steal off him...In his career he has now thrown out 204 of 696 (29.3%).
- ◆ Indians were 57-49 (.538) in his 106 starts at catcher...Is 4<sup>th</sup> in club history w/ 820 games at catcher...Indians pitchers compiled an ERA of 4.39 when he was behind the dish (931.OIP, 454ER), 4.54 when he was not catching (529.OIP, 267ER)...He hit .216 (25-116) with runners in scoring position with 2 HR & 33 RBI & was 4 for 16 (.250) with the bases loaded.
- ◆ Was selected to his 6<sup>th</sup> AL All-Star Team by Manager Mike Hargrove... The 6 selections is the most ever by an Indians catcher (Jim Hegan had 5) & the most since Sam McDowell from 1965-71....Was kept out of action by a strained groin (4/3-10), sore right shoulder (6/15-19), strained right hamstring (7/18-25), and sore left knee (8/30-31, 9/20-23) that limited him to just 12 starts from August 30<sup>th</sup> thru the end of the season...Injuries never forced him onto the disabled list...Showed signs of coming out of it, hitting in 6 of the last 7 games on the year (6-25, .240, 2B, 3B, RBI).
- ◆ Hit a combined .138 (4-29) with 3 2B & 2 RBI in 9 games...Went 1 for 16 in the ALCS (0 for last 10, 1 for last 24) and was hampered throughout the series by lower back spasms, which forced him out of game 4 in Cleveland in the 6<sup>th</sup> inning...Missed all of game 5 after getting treatment on the back and cortisone injections...His 27 career RBI as an Indian in the post-season are still a franchise record...Underwent arthroscopic surgery on his left knee on October 27 in Cleveland, OH....Procedure to clean up the knee was performed by Dr. Louis Keppler.

### PRO CAREER

**1997** Had a career season from an offensive standpoint...Marked the first time in his 8-year career he has caught back-to-back 100 game seasons... Amassed career-highs in almost every offensive category, hitting a career-high .324 with a career best 37 doubles, 21 homers and 83 RBI...Also led all AL catchers in those categories...After the season he was named Man of the Year by the Cleveland BBWAA Chapter and finished tied for 14th in the BBWAA AL MVP voting with 22 points...His 83 RBI were the most in Indians history by a catcher, surpassing Johnny Romano's 81 in 1962...The 37 doubles are 2nd most by an Indians catcher in club history after Steve O'Neil's 39 2B in 1920 while his 21 HR were the most by an Indians catcher since John Romano had 25 in 1962...One of only 2 catchers in Tribe history to hit 20+ HR in a season...His .324 mark would have tied for 6th highest in the AL had he not fallen 18 plate apps. short of qualifying...The mark was the highest among AL catchers...Came up with huge hits all season long...His greatest hits from 1997: Home run and MVP of '97 All-Star Game in Jacobs Field, 30-game hitting streak in June and July, broke up Mike Mussina's perfect game in the 9<sup>th</sup> inning in Baltimore on 5/30 w/a 1-out single, game-winning hit in AL Central Division clincher vs.

NY on 9/23, home run in Game 4 of the Division Series vs. NY in the 8<sup>th</sup> inning with the Indians 4 outs from elimination, game-winning hit in 9th inning of Game 4 of the ALCS vs. Baltimore to break 7-7 tie, a 3-5 performance with 3 RBI in Game 4 of the World Series....Had a career-best 30-game hitting streak from 5/25-7/6...The 30G streak equaled the longest in the major leagues in 1997 (BOS Nomar Garciaparra), the 2<sup>nd</sup> longest streak in ML history by a catcher (B.Santiago/34G/1987), the 2<sup>nd</sup> longest streak in Indians history (Nap Lajoie 31G in 1906) and the longest in the big leagues since Jerome Walton's 30G streak for the Chicago Cubs in 1989...On 6/6 at Boston he went 4-4 w/4 2B...The 4 doubles equaled a club and major league record...1<sup>st</sup> 4 2B game by an Indian since Vic Wertz on 9/26/56...Enjoyed his 3rd career 2-homer game on 9/26 vs. Minnesota (last time on 9/26/95 @MIN)....Hit .420 (34-81) in June w/13 2B, 1 HR & 10 RBI and hit in all 20 games he appeared in....Homed in a club-record tying 5 straight games between 4/4-8 in Anaheim (4/4-6) and Seattle (4/7-8)...Tied the mark of 5 straight games with a HR set by Larry Doby (1954) and Al Rosen (1953 & '54)...Threw out 33 of 115 runners (28.7%) attempting to steal off him in 1997...The Indians were 66-49 (.574) in his starts...Hit .321 (44-137) with RISP w/6 HR & 48 RBI and .583 (7-12) with the bases loaded with 14RBI (4th best in AL)...Hit .352 (77-219) with men on base (4th in AL)...Was selected to his 5<sup>th</sup> All-Star game and was named MVP of the contest after hitting a 2-out, 2-run HR in the 7<sup>th</sup> inning off Shawn Estes to break a 1-1 tie, giving the AL a 3-1 win...He became the first Cleveland Indian ever to win the MVP of an All-Star Game and the first player to win the MVP in their home park...The last Indian to homer in an ASG was Rocky Colavito was in 1959 and the last player to homer in their home park in a mid-summer classic was Hank Aaron ('72)...Signed a two-year contract extension for the 1998 & '99 seasons with a club option for 2000 in spring training on 3/12....Post-season mirrored his regular season, hitting .274 (20-73) with 2 2B, 5 HR & 19 RBI in 18 games through the three rounds of playoffs...His 19 RBI set a major league record for RBI in a single post-season, breaking Atlanta's Fred McGriff's mark of 16 in 1996...His 5 HR were also a team high and the most ever by a catcher in the post-season (Gene Tenace hit 4 HR for Oakland in 1972)....Became just the 5<sup>th</sup> player ever in World Series history to have 10+ RBI in a single series (first time since 1960)...He also became the first player in MLB history to homer in his home park in the World Series and All-Star Game when he homered in Game 5 off Livan Hernandez...**1996** Enjoyed solid season in his 7th season with the Tribe, appearing in the most games (127) since his rookie year of 1990 when he appeared in 132 games...First year since '90 he did not spend anytime on the disabled list...Named as a reserve on his 4th all-star squad in the 67th All-Star Game in Philadelphia...Hit in a then career-best 17 straight games between 4/11 - 5/4...Was ejected 3 times ...Made first career appearance at first base on 6/27 at CWS...Indians were 70-41 (.631) when Sandy was the starting backstop...On the season he tossed out 25-101 (24.8%) of his baserunners attempting to steal this season...**1995** Began the season on the DL after experiencing pain in his left knee during spring training...Knee had been surgically repaired the previous November after injuring it in winter ball... Officially placed on the disabled list on 4/25....Had arthroscopic surgery performed on his left knee in Vail, CO by Dr. Richard Steadman on 4/26...Steadman repaired the left lateral meniscus...Began immediate rehabilitation of the knee in Cleveland under the supervision of strength coach Fernando Montes...Began a 20-day rehabilitation assignment with AA Canton-Akron on 6/22...Was activated from the disabled list on 6/29 and made '95 debut that night in Minneapolis...Enjoyed first career 2-homer game on 7/20 at Texas...Had 2nd 2-homer game of his career on 9/26 in the Metrodome vs. Minnesota...Hit game winning 3-run HR in 8th inning off Armando Benitez on 9/10 vs. Baltimore... Also hit game-ending solo HR in the 11th inning vs. Detroit on 8/25...Was 13-49 (26.5%) in throwing out would-be basestealers this season...Indians were 38-16 (.704) in his 54 starts...**1994** Tossed out 21 of 60 baserunners attempting to steal (35%)...On 4/4, the first game at Jacobs Field, he broke up Randy Johnson's no-hitter with an 8th inning single....On 4/23 at Texas he tore the webbing between his right ring and middle fingers...It was the second time in his career he suffered the unusual injury...Was on the disabled list from 4/24 to 5/11...Had 2nd best fielding percentage among A.L. catchers (.996), trailing only Oakland's Terry Steinbach...In 78 games he made just 2 errors...On 11/2, while playing for Ponce in the Puerto Rico winter league, Alomar injured his left knee sliding into second base...On 11/11 he underwent arthroscopic surgery on the lateral meniscus of the knee...The procedure was performed by Dr. Louis Keppler at the Lutheran Medical Center...**1993** Started the season on the active roster but was batting only .125 (7-56) when he was placed on the disabled list on 5/2...On 5/15 he underwent back surgery to repair a ruptured disc...The surgery was performed by Dr. Louis Keppler at the Lutheran Medical Center...On 7/22, Sandy reported to Class AAA Charlotte on a rehabilitation assignment...Was recalled from rehabilitation assignment and activated from the DL on 8/7...On 8/24 at Toronto, he put together the 3rd 4-Hit game of his career and his first since 4/17/92...Threw out 15 of 55 baserunners attempting to steal (27%)...After his return from the disabled list, Sandy batted .323 (50-155) in 45G w/20 RS, 5 HR, 1 3B, 7 2B and 27 RBI, raising his BA from .125 to .270...On 9/27 at Kansas City he suffered a sprained medial collateral ligament in his left knee in a collision at home plate...The injury forced him to miss the last five games of the year...**1992** Elected to start third consecutive All-Star Game...First Indians player to start three straight mid-summer classics since Ken Keltner started four straight, 1942-46 (no game in 1945)...In the game

Sandy collected the A.L.'s record setting 7th consecutive hit off Atlanta's Tom Glavine...His election to start the All-Star Game marked only the 5th time that an Indians player was elected by the fans to start an All-Star Game: Ray Fosse in '71, Manny Trillo in '83 and Alomar in '90, '91 and '92...Brother Roberto of the Blue Jays started for the A.L. at 2B and it marked the 5th time in history that brothers have started on the same All-Star squad: Joe and Dom DiMaggio for the A.L. in 1949, Mort and Walker Cooper for the N.L. in 1942 and '43 and Sandy and Robbie in '91 and '92...Was on disabled list from 5/1-18 after tearing the webbing between his right ring and middle fingers while blocking a pitch in the dirt...On 8/16 he suffered a torn medial meniscus (cartilage) in his left knee while sliding into third base...He played just one more game in the season before undergoing arthroscopic surgery to repair the knee on 9/22...Threw out 30 of 73 baserunners attempting to steal (41.1%) which was #3 among A.L. catchers, trailing only Texas' Rodriguez (49%) and Oakland's Steinbach (42.4%)...When Sandy was behind the plate the Indians team ERA was 3.81 (729.2IP, 716H, 309ER) as opposed to a 4.41 ERA when Levis or Ortiz was catching...On 6/3 he clubbed his first career grand slam...It came off Seattle's Jim Acker and led the Indians to a 7-3 victory...On 6/8 Sandy charged the mound after being knocked down by a pitch from Detroit's John Doherty...He served a 3-game suspension from 7/29-8/1 handed down by then A.L. President Dr. Bobby Brown...**1991** Suffered through injury-plagued sophomore season...Went thru two stints on the Disabled List; was on 15-Day DL from 5/15-6/18 with inflammation and irritation of the right rotator cuff and was on the DL from 8/6 until the end of the season with a strained right hip flexor...Missed 111 games due to injury...Elected to start the All-Star Game in Toronto on 7/9; 2nd straight start at the Mid-Summer Classic...It was only the 4th time that an Indians player was elected to a Mid-Summer Classic by the fans; Ray Fosse in '71, Manny Trillo in '83 and Sandy in '90 & '91...Brother Roberto of Toronto started at 2B for the American League, marking the 3rd time in history that brothers have started on the same All-Star squad...Joe and Dom DiMaggio started for A.L. in 1949 and Mort and Walker Cooper started for N.L. in 1942 and '43...On 6/18 Sandy returned to the line-up after missing a month with inflamed right rotator cuff...In his 1st game back Alomar suffered a non-displaced fracture of his right index finger and was out of line-up for four games...On 7/7 vs. Milwaukee at Cleveland Stadium Sandy put together his 1st career 4-hit game, including a pair of doubles and a run scored in Tribe's 10-6 loss to the Brewers...Sandy threw out 9 of 30 baserunners attempting to steal (30%)...Went thru two rehabilitation assignments at AAA Colorado Springs...On 10/4 Sandy reported to the Indians Florida Instructional League for two weeks...**1990** The unanimous choice as the BBWAA American League Rookie of the Year was named the league's top rookie by six organizations including *The Sporting News*, *Baseball America*, *USA Today*, *Sports Illustrated* and CNN...Only third player to win award unanimously in since its inception in 1947 (Carlton Fisk in 1972 and Mark McGwire in 1987)...Finished 2nd to Chicago's Fisk in the voting for the 1990 Associated Press Major League All-Star Team...Named Ohio Professional Athlete of the Year by the Ohio Pro-Am as determined by a vote by members of sports media throughout Ohio...Became first rookie catcher ever to start an All-Star Game and collected two hits and scored the winning run in the Mid-Summer Classic on 7/10 at Wrigley Field...With brother Roberto starting for the NL All-Stars, the Alomar's became the 6th brother combination to play in the same All-Star Game and the first since the Perry brothers (Gaylord and Jim) in 1970...His 66 RBI were 2nd only to Lance Parrish's 70 among the league's catchers...Winner of Rawlings Gold Glove Award becoming first Indians player to capture a Gold Glove since 1976 when former Tribe outfielder and current Indians broadcaster Rick Manning was a recipient...Threw out 34% of baserunners attempting to steal (33 of 96)...Alomar's .376 batting average vs. left-handed pitchers was tops in the A.L...Was 2nd among M.L. rookies in run production trailing only Dave Justice of Atlanta...Sandy was a member of the Major League All-Star Team that toured Japan following the 1990 season ... **1989** Named Minor League Player of the Year by *Baseball America* and *TSN* for the second straight season...Was honored as the Pacific Coast League MVP while playing for AAA Las Vegas as he hit .306 with 13 HRs and 101 RBI...Ranked #2 in the PCL in RBI, Hits (160), Total Bases (248) and was #4 in Runs (88) and T#5 in Doubles (33)...Led PCL catchers in putouts and total chances while throwing out 34% (25-74) of would-be base stealers...Led AAA Las Vegas Stars in RBI, ABs, Runs, Hits, Doubles and Triples...Was recalled to the SD Padres in September and appeared in seven games...Collected first M.L. home run on 9/30 off Giants' Rick Reuschel at San Diego... **1988** Named *Baseball America's* Minor League Player of the Year and PCL MVP...Enjoyed a hot start, collecting hitting streaks of 8 and 9 Gs in the month of April...Alomar was the starting catcher at the first-ever AAA All-Star Game at Buffalo...Fanned just 35 times in 374 plate appearances...Missed most of the final month of action...On 8/9, Alomar and Albuquerque's Juan Bell collided at home plate, resulting in left knee surgery...Was recalled to SD on 9/16... While rehabbing knee, made just one plate appearance...**1987** Hit a career best .307 in 103 games for Wichita, the Texas League Champions...**1986** Graduated to AA and enjoyed a solid offensive season...Caught 94 games for AA Beaumont...Best month was August when he hit all of his 4 HRs and batted .268...Tabbed by *Baseball America* as one of the Texas League's Top Ten Major League Prospects...**1985** Sandy teamed with brother, Roberto and father Sandy, Sr., who was a coach at Charleston in the South Atlantic League...**1984** Inaugural pro season at 18 years old, hit .215 in 59 games for Spokane at the Northwest League.

**PERSONAL/MISC.**

Full name **SANTOS VELAZQUEZ ALOMAR, JR.**...Married to the former Christie Solis...Two Children: Marcus Xavier (2/14/90) and Marissa Danielle (10/25/92)...Resides in Westlake, OH...Father, Sandy, Sr., enjoyed a 15 year ML playing career with the Rangers, Yankees, Angels, White Sox and Braves...Brother, Roberto, is currently the Cleveland Indians second baseman...Sandy, Jr., and Roberto have teamed together 10 times in their pro careers — at Charleston in '85; at Wichita twice in '87; twice in '88 (Las Vegas in April and SD in Sept.) and six times in September of '89 at SD...Signed with the Padres as a 17-year-old on October 21, 1983...Played Little League and American Legion ball as a youngster...Has also donated his time to the Cuyahoga County Board of Mental Retardation, Esperanza, the Special Olympics, & the Cleveland Baseball Federation...His '97 Post-Season exploits earned him a spot on a Wheaties Cereal Box and debuted his Sandy Alomar Steak Sauce in 1998.

YEAR CLUB	AVG	G	AB	R	H	2B	3B	HR	RBI	BB	SO	SB
1984 Spokane	.215	59	219	13	47	5	0	0	21	13	20	3
1985 Charleston	.207	100	352	38	73	7	0	3	43	31	30	3
1986 Beaumont	.240	100	346	36	83	15	1	4	27	15	35	2
1987 Wichita	.307	103	375	50	115	19	1	8	65	21	37	1
1988 Las Vegas	.297	93	337	59	100	9	5	16	71	28	35	1
San Diego	.000	1	1	0	0	0	0	0	0	0	1	0
1989 Las Vegas	.306	131	*523	88	160	33	8	13	101	42	58	3
San Diego	.211	7	19	1	4	1	0	1	6	3	3	0
1990 CLEVELAND	.290	132	445	60	129	26	2	9	66	25	46	4
1991 CLEVELAND	.217	51	184	10	40	9	0	0	7	8	24	0
Colorado Spr.	.400	12	35	5	14	2	0	1	10	5	0	0
1992 CLEVELAND	.251	89	299	22	75	16	0	2	26	13	32	3
1993 CLEVELAND	.270	64	215	24	58	7	1	6	32	11	28	3
Charlotte	.364	12	44	8	16	5	0	1	8	5	8	0
1994 CLEVELAND	.288	80	292	44	84	15	1	14	43	25	31	8
1995 Canton-Akron	.400	6	15	3	6	1	0	0	1	1	1	0
CLEVELAND	.300	66	203	32	61	6	0	10	35	7	26	3
1996 CLEVELAND	.263	127	418	53	110	23	0	11	50	19	42	1
1997 CLEVELAND	.324	125	451	63	146	37	0	21	83	19	48	0
1998 CLEVELAND	.235	117	409	45	96	26	2	6	44	18	45	0
Minor Lg. Totals	.273	616	2246	301	614	96	15	46	347	161	224	13
CLEVELAND TOTALS	.274	851	2916	353	799	165	6	79	386	145	322	22
American League	.274	851	2916	353	799	165	6	79	386	145	322	22
National League	.200	8	20	1	4	1	0	1	6	3	4	0
M. L. TOTALS	.274	859	2936	354	803	166	6	80	392	148	326	22

1983 -Signed as a free agent by the San Diego Padres, October 21.

1989- Acquired by the Cleveland Indians, along with Chris James and Carlos Baerga, from the San Diego Padres, in exchange for Joe Carter, December 6.

**ALL-STAR GAME RECORD**

YEAR CLUB	AVG	G	AB	R	H	2B	3B	HR	RBI	BB	SO	SB
1990 CLEVELAND	.667	1	3	1	2	0	0	0	0	0	0	0
1991 CLEVELAND	.000	1	2	0	0	0	0	0	0	0	0	0
1992 CLEVELAND	.333	1	3	0	1	0	0	0	0	0	0	0
1996 CLEVELAND	.000	1	2	0	0	0	0	0	0	0	0	0
1997 CLEVELAND	1.000	1	1	1	1	0	0	1	2	0	0	0
1998 CLEVELAND	1.000	1	1	0	1	0	0	0	1	0	0	0
TOTALS	.417	6	12	2	5	0	0	1	3	0	0	0

**DIVISION SERIES RECORD**

YEAR CLUB	AVG	G	AB	R	H	2B	3B	HR	RBI	BB	SO	SB
1995 CLEVELAND	.182	3	11	1	2	1	0	0	1	0	1	0
1996 CLEVELAND	.125	4	16	0	2	0	0	0	3	0	2	0
1997 CLEVELAND	.316	5	19	4	6	1	0	2	5	0	2	0
1998 CLEVELAND	.231	4	13	2	3	3	0	0	2	1	4	0
TOTALS	.220	16	59	7	13	5	0	2	11	1	9	0

**CHAMPIONSHIP SERIES RECORD**

YEAR CLUB	AVG	G	AB	R	H	2B	3B	HR	RBI	BB	SO	SB
1995 CLEVELAND	.267	5	15	0	4	1	1	0	1	1	1	0
1997 CLEVELAND	.125	6	24	3	3	0	0	1	4	1	3	0
1998 CLEVELAND	.063	5	16	1	1	0	0	0	0	0	2	0
TOTALS	.145	16	55	4	8	1	1	1	5	2	6	0

### WORLD SERIES RECORD

YEAR CLUB	AVG	G	AB	R	H	2B	3B	HR	RBI	BB	SO	SB
1995 CLEVELAND	.200	5	15	0	3	2	0	0	1	0	2	0
1997 CLEVELAND	.367	7	30	5	11	1	0	2	10	2	3	0
<b>TOTALS</b>	<b>.311</b>	<b>12</b>	<b>45</b>	<b>5</b>	<b>14</b>	<b>3</b>	<b>0</b>	<b>2</b>	<b>11</b>	<b>2</b>	<b>5</b>	<b>0</b>

	1998					Career				
	AB	H	HR	RBI	BA	AB	H	HR	RBI	BA
SEASON	409	96	6	44	.235	2936	803	80	392	.274
HOME	193	49	3	23	.254	1414	392	33	186	.277
ROAD	216	47	3	21	.218	1522	411	47	206	.270
vs. Balt.	31	7	0	3	.226	226	60	6	32	.265
Bos.	27	5	0	0	.185	244	69	2	17	.283
N.Y.	19	6	0	2	.316	225	68	4	34	.302
T.B.	33	9	1	8	.273	33	9	1	8	.273
Tor.	28	7	0	1	.250	259	62	4	33	.239
A.L. EAST	138	34	1	14	.246	987	268	17	124	.272
Chi.	19	4	0	2	.211	166	46	4	21	.277
Cle.	—	—	—	—	—	—	—	—	—	—
Det.	29	7	0	2	.241	216	59	8	33	.273
K.C.	24	9	0	4	.375	190	58	2	21	.305
Minn.	27	8	1	3	.296	196	47	9	26	.240
A.L. CENTRAL	99	28	1	11	.283	768	210	23	101	.273
vs Ana.	18	2	0	0	.111	202	57	8	26	.282
Oak.	21	4	1	4	.190	217	47	5	19	.217
Sea.	42	8	1	5	.190	210	56	7	36	.267
Tex.	35	8	0	2	.229	242	75	11	32	.310
A.L. WEST	116	22	2	11	.190	871	235	31	113	.270
vs. Chi.	4	0	0	0	.000	12	3	0	4	.250
Cin.	9	3	0	3	.333	22	8	0	4	.364
Hou.	8	3	1	2	.375	22	8	1	5	.364
Milw.	13	0	0	0	.000	201	57	5	29	.284
Pitt.	13	3	1	3	.231	22	4	2	7	.182
St. L.	9	3	0	0	.333	17	7	0	0	.412
N.L. CENTRAL	56	12	2	8	.214	296	87	8	49	.294
PRE-ASG	241	63	5	30	.261	1596	448	39	198	.281
POST-ASG	168	33	1	14	.196	1340	355	41	194	.265
vs. RHP	305	70	4	29	.230	2198	597	62	293	.272
vs. LHP	104	26	2	15	.250	738	206	18	88	.279
PINCH HITTING	4	1	0	2	.250	41	6	0	1	.146
DES. HITTING	10	3	1	6	.300	34	6	1	4	.176
IN APRIL	68	14	1	5	.206	492	126	16	65	.256
MAY	87	28	1	13	.322	434	116	11	57	.267
JUNE	71	19	3	12	.268	502	150	10	56	.299
JULY	65	13	0	4	.200	543	150	12	68	.276
AUGUST	77	12	1	9	.156	562	144	15	82	.256
SEPT/OCT	41	10	0	1	.244	403	117	16	64	.290

#### ALOMAR'S GAME HIGHS

**HITS:** 4, seven times, most recently on June 6, 1997 at Boston; **HR:** 2, three times, last on September 26, 1997 vs. Minnesota; **RBI:** 5, April 21 vs. CWS & May 3 at New York, 1990; **RUNS:** 4, April 11, 1997 vs. Anaheim; **SB:** 1, 22 times, most recently on June 23, 1996 vs. New York; **HITTING STREAK:** 30 games, May 25 thru July 6, 1997; **CAREER GRAND SLAMS:** 2, last on May 3, 1998 vs. Tampa Bay off Roberto Hernandez.

#### ALOMAR, S./ML FIELDING

YEAR	PCT	G	PO	A	E	TC	DP
1989	1.000	6	33	1	0	34	1
1990	.981	129	686	46	*14	746	6
1991	.987	46	280	19	4	303	4
1992	.996	88	477	39	2	518	6
1993	.984	64	342	25	6	373	4
1994	.996	78	453	41	2	496	4
1995	.995	61	364	22	2	388	3
1996	.988	125	724	48	9	781	5
1997	.985	119	743	40	*12	795	8
1998	.992	111	712	42	6	760	7
<b>Totals</b>	<b>.989</b>	<b>827</b>	<b>4814</b>	<b>323</b>	<b>57</b>	<b>5194</b>	<b>48</b>

#### GAMES CAUGHT — INDIANS HISTORY

- |    |                          |                  |            |
|----|--------------------------|------------------|------------|
| 1. | Jim Hegan                | (1941-57)        | 1491       |
| 2. | Steve O'Neill            | (1911-23)        | 1339       |
| 3. | Luke Sewell              | (1921-39)        | 944        |
| 4. | <b>Sandy Alomar, Jr.</b> | <b>(1990-98)</b> | <b>820</b> |



Paul

**ASSENMACHER**

**45**

**Age:** 38, born December 10, 1960 in Allen Park, Michigan

**Position:** Pitcher

**Bats:** L                      **Height:** 6-3

**Throws:** L                      **Weight:** 210

**ML Service:** 12 + 158

**Contract Status:** Signed thru 1999.

**Acquired:** April 10, 1995; Signed to a free agent major league contract by the Cleveland Indians... November 2, 1995; Re-signed to a 2-year contract with a club option for the 1998 season... November 12, 1997; Re-signed by Cleveland to a two-year deal thru the 1999 season.

### 1998 SEASON HIGHLIGHTS

- ◆ Paul was again a stabilizing force providing Mike Hargrove with quality left-handed relief in his 4th season with the Indians... Started the season by winning his career-best 8th straight decision on April 14 vs. Seattle... The streak was snapped the next night (4/15) vs. the Mariners, marking his first loss since 8/15/96 vs. Baltimore... Won 8 straight from 8/16/96-4/14/98.
- ◆ Made the 800th appearance of his 13-year major league career on July 13 vs. New York (AL), becoming the 22nd pitcher in MLB history to top the 800 mark... His 829 appearances currently rank 19th in MLB history behind John Franco's 832, which is 3rd among active pitchers behind Jesse Orosco & John Franco.
- ◆ His 589 appearances in the 1990's is first among all pitchers ahead of Mike Jackson's 572... Picked up his first save of the season on August 5 at Anaheim... Overall on the year he was 3 for 8 in save situations... His 25 holds were 3rd among AL relievers... Indians were 44-25 (.638) in games in which he appeared... His 20.5% inherited runners that scored % was the 5<sup>th</sup> best among AL relievers... Over his last 16 games on the season he was 0-0 w/2 saves and a 1.04 ERA (8.2IP, 8H, 1ER).
- ◆ Overall, major league hitters hit .286 (54-189) off him with 5 HR... LH hitters hit .313 (31-99) off him with 3 HR & RH hitters hit .256 (23-90) with 2 HR... Since the 1993, LH hitters have hit .243 (116-478) off him... Was 0-2 with a 2.51 ERA on the road (38G, 28.2IP, 28H, 8ER) and 2-3 with a 4.42 ERA in 31 home games (18.1IP, 26H, 9ER).
- ◆ Did not allow a run over his six post-season outings (3.0IP, 2H, 0R, 0BB, 5SO)... In his career in the post-season he is 2-0 with a 2.84 ERA in 35 games (19.0IP, 18H, 6ER).

### PRO CAREER

**1997** Had an outstanding season after a slow start... Posted an ERA of 7.63 (15.1IP, 21H, 13ER) over his first 31 games thru 6/16, which included an April in which he went 0-0 w/a 9.82 ERA (7.1IP, 11H, 8ER) in 13 games... From 6/16 thru the end of the season he went 2-0 w/4 saves a 0.80 ERA in 44 games (33.2IP, 22H, 3ER, 40SO), lowering his ERA from 7.63 to 2.94... Enjoyed a 23.1 inning scoreless streak from 6/18-8/26 covering 30 appearances... Streak ended after allowing an unearned run vs. Chicago (NL) on 8/29... The 23.1 IP stretch was the longest by an Indians pitcher in 1997 and the 3rd longest in the AL in '97... Allowed runs in only 5 of his last 50 appearances: 36.2IP, 24H, 4ER, 10BB, 45SO (0.98 ERA) and held ML hitters to a .186 (24-129) average against over the span... His 75 appearances ranked T6th in the AL... The 75 outings equaled his career high (1991 w/Cubs)... Led the Tribe relief corp with 5 wins and he ranked 6th in the AL w/20 holds... Indians were 40-35 (.533) when he appeared in a game... Inherited 74 runners (38 in SP), 17 scored (23.0%), which ranked 7th among AL relievers... Was 4 for 5 in save situations... His homer allowed to Paul Sorrento on 4/9 at Seattle was his first to a left-handed batter since 8/19/95 to BJ Surhoff (74G, 58.0IP)... Went 1-0 with

a 3.86 ERA in 14 appearances in the post-season (9.1IP, 12H, 4R/ER, 3BB, 11SO, 2HR)...His 14 games set a playoff record for appearances in the post-season by a single pitcher, eclipsing the mark of 12 set by Julian Tavarez in 1995 and New York's John Wetteland in 1996...Also tied single-series ALCS mark with Mike Jackson with 5 appearances vs. Baltimore...Did not allow a run in 5 outings in the World Series vs. Florida (4.0IP, 5H, OR, OB, 6SO)...Indians declined his '98 club option on 11/3, thus making him a free agent and ineligible for the expansion draft...Was resigned on 11/12 to a two-year contract thru 1999...**1996** Was his usual reliable self out of the bullpen...Indians were 32-31 (.508) when he appeared in a game...Inherited 50 runners (28 in SP), 13 scored (26.0%)...The 26.0% figure was 9th lowest among AL relievers...Was 1-3 in save situations...Recorded only save on 7/7 vs. Chicago (2.1IP, 1H, OR), his 2nd career save in the AL...Allowed 5 ER in 1.1IP on 9/27 & 9/29 in KC to end the season that jumped his ERA from 2.18 to 3.09...Allowed only HR in 1996 to Roberto Alomar in Baltimore on 7/25...Did not allow a run in 52 of his 63 outings (82.5%)...Picked up the win in the Tribe's only victory of the Division Series vs. Baltimore in Game 3 on 10/4 in Cleveland...Retired Rafael Palmeiro in the top of 7th to record the win...Did not allow a run in his 3 Division Series outings (1.2IP, 0H, OR, 1BB, 2SO)...**1995** Spring Training acquisition bolstered the left side of the bullpen...Held league hitters to a .225 (32-142) average against...Held league hitters to a .182 (12-66) mark with runners on base, the 7th best mark in the American League...Held left-handed batters to a .177 (11-62) average against...His 6 relief wins were 6th in the American League...Left appearance of 9/29 with numbness in his left thumb...Pitched 2 days later (10/1)...Indians were 33-14 (.702) in his 47G...Had a 2.04 ERA (17.2IP, 9H, 4ER) on the road...Held batters to a .167 (6-36) mark with RISP...Signed a 2-year contract w/a club option for the 1998 season on 11/2...**1994** Spent first full season in the AL with the Chicago White Sox...Lefties hit .200 (10-50) off him for the year...Allowed only 5 of 29 (17%) inherited runners to score...Finished tied for the AL lead with 14 holds...Limited opponents to a .135 average with runners in scoring position, 4th best in the AL...Earned first win with the Sox on 6/21 vs. Texas...Recorded first AL save on 4/28 at Cleveland...Save was his first since 10/4/92 at Montreal while with Cubs. **1993** Was a combined 4-3 w/a 3.38 ERA (56IP, 21ER) in 72 games with the Cubs and Yankees...Was 0-1 in save opp. for NYY...Stranded 25 of 29 (86%) of his inherited runners, best on the club...Retired first batter faced 73% of the time...Earned first AL victory on 8/14 vs. Baltimore...Did not allow a hit in 12 games from 8/2-29...Was 0-4 in save chances for the Cubs...Stranded 21 of 33 inherited runners...Was acquired by the Yankees on 7/30 as part of a three-team deal that sent John Habyan to KC for minor leaguer Karl Rhodes...Yankees were 17-9 in his appearances...Did not allow a run in 22 of 26 games...Made 70 or more app. in 4th straight season...AL hitters hit .175, including a .154 (4-26) mark vs. lefties...**1992** Became first Cub pitcher to make at least 70 appearances in 3 straight seasons...Was 2-2 w/a 2.87 ERA before the all-star break...**1991** Established career high in games (75) and SO (117)...Led NL relievers in IP (102.2) and ranked 2nd in appearances & SO...His 117 SO was 2nd most in Cubs relief history...On 6/18, struck out 6 of 7 batters at LA...Made first error on 4/24 at STL, snapping 322 game errorless streak...Record was 332 (at any position) by pitcher Rob Murphy...**1990** Ranked 2nd in NL in appearances (74)...Set career bests in ERA (2.80) and IP (103)...Registered 4.0IP on 9/29 at NY, the 3rd time in his career...Was first pro start since 8/14/87 at AAA Richmond...**1989** Was traded to Cubs from Atlanta on 8/24...Tied ML record w/4 SO in an inning on 8/22 vs. STL...**1988** T10th in NL with 64 appearances and was second on the club with 8 wins...**1987** Suffered a left shoulder strain and went on the DL for the first time in his career (4/24-5/9)...**1986** Went 7-3 w/a 2.50 ERA in his rookie season...Was the lowest ERA among rookie lefties...Made ML debut on 4/12 at Houston, going 1.1IP...Struck out career-high 7 on 9/18 vs. LA...**1985** Split season between A Durham and AA Greenville...**1984** Started 24 of 26 games for A Durham...**1983** Spent Rookie season in GCL Bradenton after signing as a N DFA by the Braves on 7/10/83...Signed by Tony Stiel.

## PERSONAL/MISC.

Full name **PAUL ANDRE ASSENMACHER**...Wife's name: Margaret ...Five children: Jason (14), Candace (11), Lindsay (9), Morgan (6) and Clayton (2)...Resides in Duluth, GA... Graduated in 1979 from Aquinas High School in Southgate, MI...Graduated in 1983 from Aquinas College in Grand Rapids, MI...Earned degree in Business Administration...Enjoys golfing and country music.

ASSENMACHER (continued)

YEAR	CLUB	W	L	ERA	G	GS	CG	SHO	SV	IP	H	R	ER	BB	SO
1983	Bradenton	1	0	2.21	10	3	1	1	2	36.2	35	14	9	4	44
1984	Durham	6	11	4.28	26	24	3	1	0	147.1	153	78	70	52	147
1985	Durham	3	2	3.29	14	0	0	0	1	38.1	38	16	14	13	36
	Greenville	6	0	2.56	29	0	0	0	4	52.2	47	16	15	11	59
1986	Atlanta	7	3	2.50	61	0	0	0	7	68.1	61	23	19	26	56
1987	Richmond	1	2	3.65	4	4	0	0	0	24.2	30	11	10	8	21
	Atlanta	1	1	5.10	52	0	0	0	2	54.2	58	41	31	24	39
1988	Atlanta	8	7	3.06	64	0	0	0	5	79.1	72	28	27	32	71
1989	Atlanta	1	3	3.59	49	0	0	0	0	57.2	55	26	23	16	64
	Chicago (NL)	2	1	5.21	14	0	0	0	0	19.0	19	11	11	12	15
1990	Chicago (NL)	7	2	2.80	74	1	0	0	10	103.0	90	33	32	36	95
1991	Chicago (NL)	7	8	3.24	75	0	0	0	15	102.2	85	41	37	31	117
1992	Chicago (NL)	4	4	4.10	70	0	0	0	8	68.0	72	32	31	26	67
1993	Chicago (NL)	2	1	3.49	46	0	0	0	0	38.2	44	15	15	13	34
	New York (AL)	2	2	3.12	26	0	0	0	0	17.1	10	6	6	9	11
1994	Chicago (AL)	1	2	3.55	44	0	0	0	1	33.0	26	13	13	13	29
1995	CLEVELAND	6	2	2.82	47	0	0	0	0	38.1	32	13	12	12	40
1996	CLEVELAND	4	2	3.09	63	0	0	0	1	46.2	46	18	16	14	44
1997	CLEVELAND	5	0	2.94	75	0	0	0	4	49.0	43	17	16	15	53
1998	CLEVELAND	2	5	3.26	69	0	0	0	3	47.0	54	22	17	19	43
Minor Lg. Totals		17	15	3.54	83	31	4	2	7	300.0	303	135	118	88	307
CLEVELAND TOTALS		17	9	3.03	254	0	0	0	8	181.0	175	70	61	60	180
<b>American League</b>		<b>20</b>	<b>13</b>	<b>3.11</b>	<b>324</b>	<b>0</b>	<b>0</b>	<b>0</b>	<b>9</b>	<b>231.1</b>	<b>211</b>	<b>89</b>	<b>80</b>	<b>82</b>	<b>220</b>
<b>National League</b>		<b>39</b>	<b>30</b>	<b>3.44</b>	<b>505</b>	<b>1</b>	<b>0</b>	<b>0</b>	<b>47</b>	<b>591.1</b>	<b>556</b>	<b>250</b>	<b>226</b>	<b>216</b>	<b>558</b>
<b>M. L. TOTALS</b>		<b>59</b>	<b>43</b>	<b>3.35</b>	<b>829</b>	<b>1</b>	<b>0</b>	<b>0</b>	<b>56</b>	<b>822.2</b>	<b>767</b>	<b>339</b>	<b>306</b>	<b>298</b>	<b>778</b>

HRs ALLOWED: 1986 - 5; 1987 - 8; 1988 - 4; 1989 - 3; 1990 - 10; 1991 - 10; 1992 - 6; 1993 - 5; 1994 - 2; 1995 - 3; 1996 - 1; 1997 - 5; 1998 - 5. Total: 67.

1983 -Signed as a free agent by the Atlanta Braves, July 10.

1989 -Acquired by the Chicago Cubs from the Braves in exchange for Pat Gomez and Kelly Mann, August 24.

1993 -Acquired by the New York Yankees from the Cubs in exchange for Karl Rhodes, July 30.

1994 -Acquired by the Chicago White Sox from the Yankees in exchange for Brian Boehringer, March 21.

1995 -Signed as a free agent by the Cleveland Indians, April 8 ... Resigned by Cleveland as a free agent, November 2.

1997 -Signed as a free agent by the Cleveland Indians, November 12.

**DIVISION SERIES RECORD**

YEAR	CLUB	W	L	ERA	G	GS	CG	SHO	SV	IP	H	R	ER	BB	SO
1995	CLEVELAND	0	0	0.00	3	0	0	0	0	1.2	0	0	0	0	3
1996	CLEVELAND	1	0	0.00	3	0	0	0	0	1.2	0	0	0	2	2
1997	CLEVELAND	0	0	5.40	4	0	0	0	0	3.1	2	2	2	2	2
1998	CLEVELAND	0	0	0.00	3	0	0	0	0	1.0	2	0	0	0	2
<b>TOTALS</b>		<b>1</b>	<b>0</b>	<b>2.35</b>	<b>13</b>	<b>0</b>	<b>0</b>	<b>0</b>	<b>0</b>	<b>7.2</b>	<b>4</b>	<b>2</b>	<b>2</b>	<b>4</b>	<b>9</b>

**CHAMPIONSHIP SERIES RECORD**

YEAR	CLUB	W	L	ERA	G	GS	CG	SHO	SV	IP	H	R	ER	BB	SO
1989	Chicago (NL)	0	0	13.50	2	0	0	0	0	0.2	3	1	1	0	0
1995	CLEVELAND	0	0	0.00	3	0	0	0	0	1.1	0	0	0	1	2
1997	CLEVELAND	1	0	9.00	5	0	0	0	0	2.0	5	2	2	1	3
1998	CLEVELAND	0	0	0.00	3	0	0	0	0	2.0	0	0	0	0	3
<b>TOTALS</b>		<b>1</b>	<b>0</b>	<b>4.50</b>	<b>13</b>	<b>0</b>	<b>0</b>	<b>0</b>	<b>0</b>	<b>6.0</b>	<b>8</b>	<b>3</b>	<b>3</b>	<b>2</b>	<b>8</b>

**WORLD SERIES RECORD**

YEAR	CLUB	W	L	ERA	G	GS	CG	SHO	SV	IP	H	R	ER	BB	SO
1995	CLEVELAND	0	0	6.75	4	0	0	0	0	1.1	1	2	1	3	3
1997	CLEVELAND	0	0	0.00	5	0	0	0	0	4.0	5	0	0	0	6
<b>TOTALS</b>		<b>0</b>	<b>0</b>	<b>1.69</b>	<b>9</b>	<b>0</b>	<b>0</b>	<b>0</b>	<b>0</b>	<b>5.1</b>	<b>6</b>	<b>2</b>	<b>1</b>	<b>3</b>	<b>9</b>

	1998						Career					
	W-L-S	ERA	IP	H	ER	SO	W-L-S	ERA	IP	H	ER	SO
SEASON	2-5-3	3.26	47.0	54	17	43	59-43-56	3.35	822.2	767	306	778
HOME	2-3-2	4.42	18.1	26	9	17	41-23-41	3.44	439.1	414	168	425
ROAD	0-2-1	2.51	28.2	28	8	26	18-20-25	3.24	383.1	353	138	353
vs. Balt.	1-0-0	9.00	2.0	5	2	1	5-1-0	4.43	20.1	23	10	14
Bos.	0-1-0	3.00	3.0	5	1	3	1-2-0	7.80	15.0	24	13	18
N.Y.	0-1-0	6.00	3.0	2	2	3	0-1-0	3.57	17.2	18	7	11
T.B.	0-1-0	1.80	5.0	4	1	4	0-1-0	1.80	5.0	4	1	4
Tor.	0-0-1	0.00	1.2	1	0	1	3-0-1	1.23	14.2	10	2	12
A.L. EAST	1-3-1	3.68	14.2	17	6	12	9-5-1	4.09	72.2	79	33	59
vs. Chi	0-0-0	2.45	3.2	3	1	4	2-2-1	3.06	17.2	12	6	21
Cle.	—	—	—	—	—	—	0-0-0	0.00	5.1	0	0	6
Det.	0-0-0	0.00	4.0	2	0	4	1-0-0	1.20	15.0	11	2	16
K.C.	0-0-0	0.00	2.1	4	0	1	1-1-1	3.04	23.2	16	8	19
Minn.	0-0-1	2.45	3.2	4	1	3	0-0-1	2.25	12.0	13	3	10
A.L. CENTRAL	0-0-1	1.32	13.2	13	2	12	4-3-3	2.32	73.2	52	19	72
vs. Ana.	0-0-1	0.00	1.0	0	0	1	3-0-1	1.29	14.0	10	2	16
Oak.	0-1-0	7.71	4.2	10	4	4	0-2-1	3.97	11.1	15	5	10
Sea.	1-1-0	5.40	6.2	9	4	7	1-1-0	4.41	16.1	15	8	19
Tex.	0-0-0	0.00	2.2	3	0	3	2-2-1	2.66	20.1	17	6	25
A.L. WEST	1-2-1	4.80	15.0	22	8	15	6-5-3	3.05	62.0	57	21	70
vs. Chi.	0-0-0	0.00	1.1	0	0	2	0-0-3	0.86	21.0	13	2	18
Cin.	0-0-0	0.00	1.0	0	0	1	4-3-5	3.82	63.2	69	27	60
Hou.	0-0-0	0.00	0.0	0	0	0	3-3-4	2.80	45.0	35	14	37
Milw.	0-0-0	6.75	1.1	2	1	1	1-0-0	3.14	14.1	16	5	10
Pitt.	—	—	—	—	—	—	6-1-2	3.60	70.0	54	28	62
St. L.	—	—	—	—	—	—	3-3-6	2.70	53.1	49	16	43
N.L. CENTRAL	0-0-0	2.45	3.2	2	1	4	17-10-20	3.10	267.1	236	92	230
PRE-ASG	2-4-0	3.67	27.0	32	11	26	24-27-26	3.63	449.0	423	181	399
POST-ASG	0-1-3	2.70	20.0	22	6	17	34-16-30	3.01	373.2	344	125	379
START	—	—	—	—	—	—	0-0-0	36.00	1.0	4	4	1
RELIEF	2-5-3	3.26	47	54	17	43	59-43-56	3.31	821.2	763	302	777
IN APRIL	1-3-0	6.52	9.2	17	7	10	3-9-6	3.37	115.0	95	43	104
MAY	1-0-0	0.00	9.1	9	0	6	11-8-8	3.17	139.1	123	49	117
JUNE	0-1-0	4.05	6.2	4	3	9	7-7-10	4.46	141.1	157	70	133
JULY	0-0-0	1.86	9.2	9	2	8	12-6-9	3.10	145.1	132	50	152
AUGUST	0-1-1	5.14	7.0	11	4	7	14-3-10	2.31	132.2	103	34	130
SEPT/OCT	0-0-2	1.93	4.2	4	1	3	12-10-13	4.12	148.2	157	68	142

#### ASSENMACHER'S GAME HIGHS

**NO-HITTER:** —; **1-HITTER:** —; **2-HITTER:** —; **3-HITTER:** —; **4-HITTER:** —; **K's:** 7, September 18, 1986 vs. Los Angeles; **WINNING STREAK:** 8, August 16, 1996 thru April 14, 1998; **LAST SAVE:** September 16, 1998 vs. Minnesota.

#### ASSENMACHER/ML FIELDING

YEAR	PCT	G	PO	A	E	TC	DP
1986	1.000	61	5	15	0	20	1
1987	1.000	52	2	3	0	5	0
1988	1.000	64	6	11	0	17	2
1989	1.000	63	3	13	0	16	0
1990	1.000	74	1	18	0	19	0
1991	.933	75	4	10	1	15	0
1992	1.000	70	3	6	0	9	1
1993	.833	72	1	4	1	6	2
1994	1.000	44	2	5	0	7	2
1995	1.000	47	0	5	0	5	1
1996	1.000	63	0	5	0	5	0
1997	1.000	75	5	6	0	11	0
1998	1.000	69	2	4	0	6	0
<b>Totals</b>	<b>.986</b>	<b>829</b>	<b>34</b>	<b>105</b>	<b>2</b>	<b>141</b>	<b>9</b>

#### ALL-TIME LEADERS IN GAMES PITCHED

1.	Dennis Eckersley	1071
2.	Hoyt Wilhelm	1070
17.	Roy Face	848
18.	John Franco	832
19.	<b>PAUL ASSENMACHER</b>	<b>829</b>

#### APPEARANCES IN THE 1990s

1.	<b>PAUL ASSENMACHER</b>	<b>589</b>
2.	Mike Jackson	572
T3	Doug Jones	548
T3	Dan Plesac	548



Pat

**BORDERS****10****Age:** 35, born May 14, 1963 in Columbus, OH**Position:** Catcher**Bats:** R                      **Height:** 6-2**Throws:** R                    **Weight:** 200**ML Service:** 11 + 000**Contract Status:** Signed thru 1999.

**Acquired:** December 13, 1996; Signed to a minor league free agent contract. December 17, 1997; Signed to a minor league free agent contract. February 26, 1999; Signed to a minor league free agent contract with an invitation to major league spring training camp.

**1998 SEASON HIGHLIGHTS**

- ◆ Spent the entire season at the big league level backing up Sandy Alomar for the 2nd straight season... Indians were 23-19 (.548) in his 42 starts at catcher... Pat was 33-145 (.228) with 4 2B, 0 HR & 5 RBI in those 42 starts... He tossed out 12 of 44 (27.2%) runners attempting to steal off him in 53 games at catcher including 9 of last 27 runners (33.3%).
- ◆ Appeared in his first game at 3B on July 30 at Seattle since 5/3/88 while with the Blue Jays in the Tribe's 17.0 inning victory in the Kingdome... Was limited to just 1 game (GS) and 4 at bats in September after Einar Diaz was promoted to Cleveland on August 31.
- ◆ Was eligible for post-season play, but was not on either of the Tribe's post-season rosters... Hit .238 (29-122) off RHP with 0 HR and 6 RBI and .237 (9-38) off LHP with 2 2B and 0 RBI... Hit .082 (4-49) with RISP w/1 2B & 5 RBI and was 0-2 with the bases loaded.

**PRO CAREER**

**1997** Proved to be a solid back-up behind All-Star Sandy Alomar... Made 45 starts behind the dish and appeared in 53 games at catcher for the Tribe... The Indians were 20-25 (.444) in those starts... Hit .299 (46-154) with 4HR & 15 RBI in 45 GS... His .296 (47-159) average was a career-high... Entered the season w/a career major league average of .254... Did not make an error in his 53 games at catcher and committed 5 passed balls (331TC, 19A, 0E)... Threw out 13 of 49 runners (26.5%) attempting to steal off him... Hit in a career-high 10 straight games from 7/22-8/13 (G1)... Previous career-best was 9 (1992)... Was on all three of the Tribe's post-season rosters (Division, ALCS, World), but did not appear in a game... Was offered arbitration by the club on 12/7 and was re-signed to a minor league contract with spring training invite on 12/17/97... **1996** Spent the entire season at the big league level between 3 clubs and two trades... On the year he hit a combined .277 (61-220) with 5 HR & 18 RBI in 76 games with St. Louis, California and the White Sox... Began the year with the Cardinals after signing a minor league contract with a spring training invite on 1/11... Hit .351 (20-57) in 18 April games for St. Louis... Appeared in 26 games for the Cardinals before being designated for assignment on 6/13 when Dennis Eckersley was activated from the DL... Was acquired by the California Angels on 6/14 in exchange for minor league RHP Ben VanRyn... While with the Angels he enjoyed his first career multi-homer game on 6/29 vs. Oakland at Anaheim Stadium... Both homers came off Steve Wojciechowski... Appeared in 18 games for the Angels before being traded again to the Chicago White Sox on 7/27 in exchange for RHP Robert Ellis... Started 25 games for the White Sox (24 at CA, 1 at DH) after the acquisition after injuries to Ron Karkovics and Chad Krueter depleted the Sox catching core... White Sox were 11-14 in his starts... Threw out 20.8% (5-24) of the baserunners attempting to steal while with the Sox and on the year he threw out 14 of 54 (25.9%) runners attempting to steal... **1995** Joined KC Royals as back-up and got his share of playing time... Played in 45 games, of which he started 35... Threw out 7 of 16 (43.8%) attempting to steal off him and played without an error in 200 total chances... Hit .308 (12-39) in May with 3 HR & 9 RBI in 15 games... Traded to the

Houston Astros on 8/12 for a players to be named later (RHP Rick Huisman)... Made National League debut on 8/13 vs. New York... Appeared in 11 games, 10 as a starter... Threw out 5 of 11 (45.5%) of his runners attempting to steal while with Houston... Collected first NL hit on 8/20 at Cincinnati... **1994** Had another solid year behind the plate as the starting backstop for the defending World Champion Blue Jays... Led American League catchers with 60 assists... **1993** Set career-highs with 124 hits, 30 doubles, 55 RBI, 488 at bats... Led AL catchers for the second straight season in games (138), assists (80) and total chances (962)... Hit 7 of his 8 HR off RHP... Hit in the first 2 games of the ALCS vs. Chicago to extend his ALCS hitting streak to 10 games before it was snapped in Game 3... Record is 12 straight games... The Game 3 hitless effort snapped a 16-game post-season hitting streak after hitting in all 6 games of the 1992 World Series... Fell 1 game shy of tying Hank Bauer's major league record of 17 straight post-season games with a hit... Own World Series streak reached 8 before Game 3 in Philadelphia... Went on to hit .304 (7-23) in the Blue Jays repeat Fall Classic win... **1992** Named "Most Improved Player" by the Toronto Chapter of the BBWAA... Righthander hit all 13 of his HR off RHP... Set career-bests with 33 BB and 47 RS... Led league catchers in games caught (137), assists (88) and total chances (880)... Matched career-high best with 5 RBI on 7/31 vs. New York (had 1B, 2B, HR)... Hit in a career-best 9 straight games, 8/28-9/8... Hit .318 (7-22) and drove in 3 runs with a HR and 3 RBI as Jays won first pennant... Topped that with a World Series MVP performance in victory vs. Atlanta, batting .450 (9-20) with 3 2B, 1 HR & 3 RBI and a .750 slugging percentage... Caught 260.0 of 261.0 post-season inning in post-season... **1991** Had another good year behind the plate, retiring 28 of 78 (35.9%) runners attempting to steal, the 5th in the AL... Batted .312 (39-125) with runners on base... Homered four times in the final 17 games, helping the Blue Jays to division title... Started in all 5 games of ALCS vs. Minnesota... Had three hits and 2 RBI in fourth game... **1990** Finished 3rd in league in throwing out baserunners at a 38.6% (34-88) clip... Was 3rd on team with .497 slugging percentage... Established career-highs with 125 games, 346 at bats, 24 doubles, 15 homers and 49 RBI... Led AL catchers with a .554 slugging average vs. LHP, against whom he hit .285 with 10 HR (1 every 18.6AB) and 27 RBI... Started the season off hot, hitting .355 (11-31) with 3 HR and .710 slugging percentage in April, including a 4-hit game on 4/30 vs. Cleveland... **1989** Got off to quick start in what would be first full season in major leagues, hitting safely in 7 straight games, 4/7-16... Smacked first career grand slam on 7/7 at Detroit off Willie Hernandez... Started 59 games, 45 behind the plate and 14 as the DH... Retired 35.4% (17-48) of would-be basestealers on the year... Hit .387 in June and .361 in July... Saw first post-season action, contributing RBI single in 4th game of the ALCS vs. Oakland in his only AB... **1988** On big-league roster opening day, one of nine in majors with no Class AAA experience... Made opportunity count on 4/6 at Kansas City, driving in 5 runs in a 3 for 4 major league debut... Made only major league start at 2B on 5/3 at Seattle after an injury to Manny Lee... Injured left rib cage in batting practice before exhibition at AAA Syracuse on 7/7 that eventually landed him on the disabled list retroactive to 7/5... Played 35 games for International League affiliate, beginning with a rehab assignment on 7/30 through 8/18 before he was activated from the DL and optioned to Syracuse... Stayed with the Chiefs until 9/1 recall and spent the remainder of the season with the Jays... **1987** Got off to a 4 for 11 start at A Dunedin before being promoted to AA Knoxville... **1986** Returned to Florence to play catcher for the first time and hit .375 in 16 games... Contract purchased on 5/13 by AA Knoxville of the Southern League where he hit .353 in 12 games before going back to Kinston on 6/22... Combined on the season he hit .339 with 11 HR & 40 RBI in 77 games... **1985** Tied for the Carolina League lead with 110 appearances at first base for Kinston... Posted a career-high 6 SB... **1984** Earned team most valuable player honors at Florence... Finished tied for the South Atlantic League lead in RBI (85)... Also finished T2nd in total bases (205), 3rd in doubles (32), 3rd in slugging% (.443)... Named to the league's all-star team and was named MVP of the SAL All-Star Game... **1983** Promoted to Florence of the SAL... Tied for 2nd in the SAL with 31 doubles and led league third basemen with 125 appearances... **1982** Utilized at 3B in his first year of pro ball... Batted .304 for A Medicine Hat of the Pioneer League.

#### PERSONAL/MISC.

Full name **PATRICK LANCE BORDERS**... Married, wife's name is Kathy... The couple has two sons, Levi (12/21/92) and Luke (3/10/94), and three daughters, Lindsay Rae (11/24/90), Laura Beth (7/11/95) and Leah Victoria (4/10/98)... Resides in Lake Wales, Florida... Graduate of Lake Wales High School and played football along with baseball, where he broke the school's home run record... Batted

BORDERS (continued)

.440 as a junior and led to team to state runner-up finish in 1981...Hit .513 with 10 HR & 36 RBI in 25 games as a senior...Offered a scholarship to play football and baseball at Mississippi State University before signing with the Blue Jays after his 6th round selection in the 1982 June Draft...Signed originally as a third baseman...Brother, Todd, was a minor league catcher.

YEAR CLUB	AVG	G	AB	R	H	2B	3B	HR	RBI	BB	SO	SB
1982 Medicine Hat	.304	61	217	30	66	12	2	5	33	24	52	1
1983 Florence	.274	131	457	62	125	31	4	5	54	46	116	4
1984 Florence	.276	131	467	69	129	32	5	12	85	56	109	3
1985 Kinston	.261	127	460	43	120	16	1	10	60	45	116	6
1986 Florence	.375	16	40	8	15	7	0	3	9	2	9	0
Knoxville	.353	12	34	3	12	1	0	2	5	1	6	0
Kinston	.328	49	174	24	57	10	0	6	26	10	42	0
1987 Dunedin	.364	3	11	0	4	0	0	0	1	0	3	0
Knoxville	.292	94	349	44	102	14	1	11	51	20	56	2
1988 Toronto	.273	56	154	15	42	6	3	5	21	3	24	0
Syracuse	.242	35	120	11	29	8	0	3	14	16	22	0
1989 Toronto	.257	94	241	22	62	11	1	3	29	11	45	2
1990 Toronto	.286	125	346	36	99	24	2	15	49	18	57	0
1991 Toronto	.244	105	291	22	71	17	0	5	36	11	45	0
1992 Toronto	.242	138	480	47	116	26	2	13	53	33	75	1
1993 Toronto	.254	138	488	38	124	30	0	9	55	20	66	2
1994 Toronto	.247	85	295	24	73	13	1	3	26	15	50	1
1995 Kansas City	.231	52	143	14	33	8	1	4	13	7	22	0
Houston	.114	11	35	1	4	0	0	0	0	2	7	0
1996 St. Louis	.319	26	69	3	22	3	0	0	4	1	14	0
California	.228	19	57	6	13	3	0	2	8	3	11	0
Chicago (AL)	.277	31	94	6	26	1	0	3	6	5	18	0
1997 CLEVELAND	.296	55	159	17	47	7	1	4	15	9	27	0
1998 CLEVELAND	.238	54	160	12	38	6	0	0	6	10	40	0
Minor Lg. Totals	.283	659	2329	294	659	131	13	57	338	220	531	16
CLEVELAND TOTALS	.266	109	319	29	85	13	1	4	21	19	67	0
<b>American League</b>	<b>.256</b>	<b>952</b>	<b>2908</b>	<b>259</b>	<b>744</b>	<b>152</b>	<b>11</b>	<b>66</b>	<b>317</b>	<b>145</b>	<b>480</b>	<b>6</b>
<b>National League</b>	<b>.250</b>	<b>37</b>	<b>104</b>	<b>4</b>	<b>26</b>	<b>3</b>	<b>0</b>	<b>0</b>	<b>4</b>	<b>3</b>	<b>21</b>	<b>0</b>
<b>M.L. TOTALS</b>	<b>.256</b>	<b>989</b>	<b>3012</b>	<b>263</b>	<b>770</b>	<b>155</b>	<b>11</b>	<b>66</b>	<b>321</b>	<b>148</b>	<b>501</b>	<b>6</b>

1982 -Selected by the Toronto Blue Jays in the 6th round of the June draft.

1995 -Signed by the Kansas City Royals as a free agent, April 7.

1995 -Acquired by the Houston Astros from the Royals in exchange for Rick Huisman, August 12.

1996 -Signed by the St. Louis Cardinals as a free agent, January 11.

1996 -Acquired by the California Angels from the Cardinals in exchange for Ben Van Ryn, June 14.

1996 -Acquired by the Chicago White Sox from the Angels in exchange for Robert Ellis, July 27.

1996 -Signed by the Cleveland Indians as a free agent, December 13.

1997 -Re-signed by Cleveland as a free agent, December 17.

1999 -Re-signed by Cleveland as a free agent, February 26.

DIVISION SERIES RECORD

YEAR CLUB	AVG	G	AB	R	H	2B	3B	HR	RBI	BB	SO	SB
1997 CLEVELAND	—DID NOT PLAY—											

CHAMPIONSHIP SERIES RECORD

YEAR CLUB	AVG	G	AB	R	H	2B	3B	HR	RBI	BB	SO	SB
1989 Toronto	1.000	1	1	0	1	0	0	0	1	0	0	0
1991 Toronto	.263	5	19	0	5	1	0	0	2	0	0	0
1992 Toronto	.318	6	22	3	7	0	0	1	3	1	1	0
1993 Toronto	.250	6	24	1	6	1	0	0	3	0	6	1
1997 CLEVELAND	—DID NOT PLAY—											
<b>TOTALS</b>	<b>.288</b>	<b>18</b>	<b>66</b>	<b>4</b>	<b>19</b>	<b>2</b>	<b>0</b>	<b>1</b>	<b>9</b>	<b>1</b>	<b>7</b>	<b>1</b>

### WORLD SERIES RECORD

YEAR CLUB	AVG	G	AB	R	H	2B	3B	HR	RBI	BB	SO	SB
1992 Toronto	.450	6	20	2	9	3	0	1	3	2	1	0
1993 Toronto	.304	6	23	2	7	0	0	0	1	2	1	0
1997 CLEVELAND	—DID NOT PLAY—											
<b>TOTALS</b>	<b>.372</b>	<b>12</b>	<b>43</b>	<b>4</b>	<b>16</b>	<b>3</b>	<b>0</b>	<b>1</b>	<b>4</b>	<b>4</b>	<b>2</b>	<b>0</b>

SEASON	1998					CAREER				
	AB	H	HR	RBI	BA	AB	H	HR	RBI	BA
SEASON	160	38	0	6	.238	3012	770	66	321	.256
HOME	81	22	0	0	.272	1457	377	35	161	.259
ROAD	79	16	0	6	.203	1555	393	31	160	.253
vs. Balt.	11	3	0	0	.273	215	53	6	20	.247
Bos.	12	4	0	0	.333	222	51	5	23	.230
N.Y.	10	1	0	0	.100	234	64	4	28	.274
T.B.	8	2	0	0	.250	8	2	0	0	.250
Tor.	5	1	0	0	.200	40	9	1	5	.225
A.L. EAST	46	11	0	0	.239	719	179	16	76	.249
Chi.	16	1	0	0	.063	208	50	4	18	.240
Cle.	—	—	—	—	—	209	57	1	14	.273
Det.	8	2	0	0	.250	234	71	8	36	.303
K.C.	17	6	0	1	.353	179	48	1	21	.268
Minn.	7	1	0	0	.143	242	61	5	32	.252
A.L. CENTRAL	48	10	0	1	.208	1072	287	19	121	.268
vs. Ana.	20	4	0	1	.200	234	53	5	18	.226
Oak.	18	7	0	2	.389	224	55	9	35	.246
Sea.	9	2	0	0	.222	219	58	4	12	.265
Tex.	8	1	0	0	.125	212	59	3	26	.278
A.L. WEST	55	14	0	3	.255	889	225	21	91	.253
vs. Chi.	3	1	0	2	.333	10	3	0	2	.300
Cin.	4	1	0	0	.250	11	3	0	0	.273
Hou.	4	1	0	0	.250	8	2	0	0	.250
Milw.	—	—	—	—	—	205	47	10	27	.229
Pitt.	—	—	—	—	—	11	4	0	1	.364
St. L.	—	—	—	—	—	5	0	0	0	.000
N.L. CENTRAL	11	3	0	2	.273	250	59	10	30	.236
PRE-ASG	97	23	0	6	.237	1718	435	40	175	.253
POST-ASG	63	15	0	0	.238	1294	335	26	146	.259
vs. RHP	122	29	0	6	.238	1837	461	41	195	.251
vs. LHP	38	9	0	0	.237	1175	309	25	126	.263
PINCH HITTING	3	2	0	0	.667	97	28	1	13	.289
DES. HITTING	—	—	—	—	—	15	3	0	0	.200
IN APRIL	37	8	0	3	.216	505	136	10	47	.269
MAY	24	6	0	1	0.25	553	140	19	63	.253
JUNE	31	9	0	2	0.29	499	125	10	51	.251
JULY	42	10	0	0	.238	499	136	10	66	.273
AUGUST	22	5	0	0	.227	493	124	7	40	.252
SEPT/OCT	4	0	0	0	.000	463	109	17	54	.235

#### BORDERS' GAME HIGHS

**HITS:** 4, April 30, 1990 at Cleveland; **HR:** 2, June 29, 1996 vs. Oakland (w/CAL) ; **RBI:** 5, twice, July 31, 1992 at New York and April 6, 1988 at Kansas City; **RUNS:** 3, August 8, 1990 vs. Detroit; **SB:** 1, six times, most recently on June 5, 1994 at Seattle; **HITTING STREAK:** 10 games, July 22 thru August 13 (G#1), 1997; **CAREER GRAND SLAMS:** 1, July 7, 1989 at Detroit off Willie Hernandez.

#### BORDERS/ML FIELDING

YEAR	PCT	G	PO	A	E	TC	DP
1988	.970	45	205	19	7	231	0
1989	.980	68	261	27	6	294	1
1990	.993	115	515	46	4	565	6
1991	.993	102	505	48	4	557	4
1992	.991	137	784	*88	8	880	7
1993	.986	138	869	*80	*13	962	12
1994	.988	85	583	*60	8	651	5
1995	.996	56	252	23	1	276	5
1996	.990	67	372	39	8	419	3
1997	.1000	53	312	19	0	331	2
1998	1.000	53	312	19	0	331	2
<b>Totals</b>	<b>.989</b>	<b>919</b>	<b>4970</b>	<b>468</b>	<b>59</b>	<b>5497</b>	<b>47</b>



**J.D.**

**BRAMMER**

**64**

**Age:** 24, born January 30, 1975  
in West Logan, WV

**Position:** Pitcher

**Bats:** R                      **Height:** 6-4

**Throws:** R                   **Weight:** 235

**ML Service:** 0 + 000

**Contract Status:** Signed thru 1999.

**Acquired:** Selected by the Indians in the 4th round of the 1996 June Draft.

**1998 SEASON HIGHLIGHTS**

- ◆ Had a solid season in relief between A Kinston and AA Akron despite missing two months of the season with the broken collarbone...Started the year at A Kinston in the Carolina League setting up closer David Riske...Did not allow an earned run over his first 9 outings for the little Indians, covering his first 18.0 innings of work.
- ◆ Broke his left clavicle on May 17 while running sprints in the outfield...Was on the disabled list from May 17 to July 15...Allowed his only earned runs during his 15 outing tenure with Kinston in his first outing back from the injury on July 16 at Salem (1.2IP, 4H, 4R/ER)...Went 2.0 or more innings in 9 of his 15 outings at Kinston...Did not allow an earned run over his last 7.1IP before being promoted to AA Akron on July 30.
- ◆ Allowed earned runs in 5 of his 11 outings with the Aeros...Compiled a 10.0 inning scoreless streak for Akron from August 16-27...Allowed 3 runs (4H, 3ER, 2WP) in 1.1 innings in his lone post-season outing vs. Harrisburg for the Aeros...Pitched for the Phoenix Desert Dogs of the Arizona Fall League following the season, compiling a mark of 1-1 with 2 saves and a 0.89 ERA in 15 outings (20.1IP, 12H, 2ER, 6BB, 31SO).
- ◆ Combined on the year at Kinston and Akron he went 4-2 with a 3.02 ERA and 5 saves in 26 games (47.2IP, 36H, 16ER, 18BB, 56SO)...Minor league hitters hit just .200 (36-180) off him with 4 homers...RH hitters hit .191 (26-136) off him with 3 HR & LH hitters hit .227 (10-44) with 1 HR...With runners on base he held batters to just a .141 (12-85) average at Kinston and Akron...With runners in scoring position batters hit just .153 (9-59) off him.

**PRO CAREER**

**1997** Second year pro jumped to Class A Columbus for the '97 campaign...Placed among the Redstixx team leaders in games started (2<sup>nd</sup>), IP (3<sup>rd</sup>), strikeouts (2<sup>nd</sup>) and losses (2<sup>nd</sup>)...SAL batters hit .284 (132-465) off him...Went 3-5 w/a 6.86 ERA (59.0IP, 45ER) at home and 3-5 w/a 7.18 ERA (57.2IP, 46ER) on the road...Went 3-0 w/a 4.94 ERA (23.2IP, 13ER) in 7 August appearances...Hit a team-high 18 batters...**1996** Tribe's #4 selection in the June Draft spent his first pro season at Watertown...Held opposing batters to a .194 average (27-139)...Recorded 49 punchouts in 38.0IP for a team-best 11.6 strikeouts per 9.0IP...Went 1-0 w/a 2.13 ERA in 6 August games (12.2IP, 10H, 3ER)...Went 4-0 w/a 3.00 ERA at home (18.0IP, 12H, 6ER) and 1-0 w/a 4.05 ERA on the road (20.0IP, 15H, 9ER)...Uncorked a team-high 8 wild pitches.

**PERSONAL/MISC.**

Full name **JOHN DAVID BRAMMER**...Single....Resides in West Logan, WV...Valedictorian and 3-time all-state baseball performer at Logan H.S. in West Virginia...Attended Stanford University and played three years of baseball for the Cardinal.

YEAR	CLUB	W	L	ERA	G	GS	CG	SHO	SV	IP	H	R	ER	BB	SO
1996	Watertown	5	0	3.55	17	0	0	0	1	38.0	27	22	15	28	49
1997	Columbus	6	10	7.02	28	23	0	0	1	116.2	132	102	91	50	105
1998	Kinston	3	2	1.33	15	0	0	0	2	27.0	15	6	4	8	33
	Akron	1	0	5.23	11	0	0	0	3	20.2	21	12	12	10	23
<b>Minor Lg. Totals</b>		<b>15</b>	<b>12</b>	<b>5.43</b>	<b>71</b>	<b>23</b>	<b>0</b>	<b>0</b>	<b>7</b>	<b>202.1</b>	<b>195</b>	<b>142</b>	<b>122</b>	<b>96</b>	<b>210</b>

1996 -Selected by the Cleveland Indians in the 4th round of the June draft.

## Russell



**BRANYAN**

**66**

**Age:** 23, born December 19, 1975  
in Warner Robins, GA

**Position:** Infielder

**Bats:** L                      **Height:** 6-3

**Throws:** R                      **Weight:** 195

**ML Service:** 0+002

**Contract Status:** Signed thru 1999.

**Acquired:** Selected by the Indians in the 7th round of the 1994 Amateur Draft.

### 1998 SEASON HIGHLIGHTS

- ◆ The Tribe's top power hitting prospect had an injury-plagued season in 1998, missing over three months of the season (96 games) with strained tendons in his right wrist...Russell, although limited to just 43 games, drove in 46 runs and connected for 16 homers in just 163 at bats (1/10.2AB) before making his Major League debut with the Tribe at the tail end of the season.
- ◆ Started the season missing the first 5 games of the season due to suspension resulting from an on-field incident at the end of the '97 campaign...He was placed on the disabled list for the first time on April 25 with strained tendons in his right wrist and was activated two weeks later on May 11...Played in just 4 games before returning to the DL on May 16 after re-aggravating the injury...Was on the DL for the second time until his activation on August 5.
- ◆ After his 2<sup>nd</sup> activation he hit .330 (37-112) with 8 2B, 3 3B, 12 HR & 33 RBI in 30 games for the Aeros, reaching first base safely in all but one game...On August 31 he hit a grand slam in the 9<sup>th</sup> inning vs. Bowie to lift the Aeros to a 4-1 victory, clinching the Eastern League's Southern Division regular season title...Hit .182 (2-11) in the Eastern League playoffs with 1 HR & 1 RBI in 3 games.
- ◆ Overall at Akron, Russell hit .293 (12-41) off LHP with 4 HR & 11 RBI and .295 (36-122) off RHP with 12 HR & 35 RBI...He hit .226 (12-53) with 7 HR with men in scoring position and .274 (26-95) with runners on base...He was 3 for 7 (.429) with 2 grand slams with the bases loaded.
- ◆ Was promoted to Buffalo for the AAA World Series vs. New Orleans in Las Vegas... Hit .250 (4-16) in the AAA Series with 1 2B, 1 HR & 4 RBI in the 4 game series...Was recalled to Cleveland on September 26 and made his Major League debut that night in Minnesota, going 0 for 4 with 2 strikeouts in a start at third base.
- ◆ Played just 3 games in the Arizona Fall League (.364, 4-11, 2 2B) for the Phoenix Desert Dogs after re-injuring the tendons in his right wrist...Received a cortisone shot in the wrist and was shutdown for the fall before participating in the Dominican Winter League in late December, hitting .182 (2-11) for Lacey with 1 RBI in 4 games.

### PRO CAREER

**1997** The Tribe's top power hitting prospect led all of minor league baseball with 39 homers...His 79 homers over the two seasons in 1996 and '97 was also a minor league best... Overall in the regular season in 1997 he hit .272 (118-434) with 30 2B, 2 3B, 39 HR & 105 RBI in 124 games...Split the regular season between A Kinston and AA Akron before spending the American Association playoffs with AAA Buffalo...Began the season at A Kinston, hitting .344 (32-93) in 25 April games for the Indians with 12 2B, 7 HR & 28 RBI...Enjoyed a one-month stretch between 5/23-6/25 in which he hit .360 (32-89) with 17 HR & 34 RBI in 25 games...Was named to the Carolina League All-Star Game...Was promoted to AA Akron on 7/21...Was named to the Carolina League Post-Season All-Star Team at the DH spot as his 27 homers held up for 4th in the CL...Got off to a slow start after his promotion to the Akron Aeros on 7/21, hitting just .117 (7-60) with 3 HR & 8 RBI over his first 17 games...From 8/8 thru the end of the regular season he hit .325 (25-77) with 3 2B, 9 HR & 22 RBI over his final 24 games...Tied a club record by hitting homers in 3 consecutive games, 8/8-11, and was named Eastern League Player of the Week, 8/18-24, after hitting .375 (6-16) with 3 HR & 7 RBI...Was promoted to Buffalo for the American Association playoffs and hit .214 (3-14) for the Bisons with a 2B and 0 RBI in 5 games for the A.A. Champion Bisons...Was added to the 40-man roster on 11/20 when his contract was purchased from AAA Buffalo...Played for the Mesa Saguaros in the Arizona Fall League after the season...Hit .232 (38-164) for Mesa with

9 2B, 1 3B, 7 HR and 22 RBI in 41 games (9BB, 83SO).... **1996** Named MVP of the South Atlantic League as well as being named to the SAL post-season All-Star team...Became just the 4th minor leaguer since 1985 to club 40+ HR in a single season as he ripped 40 round-trippers for the Columbus Redstixx...Clubbed his 40th long ball on the last day of the season-8/31 vs. Macon...40HR ranked 2nd among all full-season minor leaguers...Minor League baseball's other 40HR men since 1985: Phil Hiatt-42HR for Toledo in 1996, Todd Greene-40HR for Vancouver & Midland in 1995, & Danny Tartabull-43HR for Calgary in 1985...Led all Tribe farmhands with 40HR, 106RBI, 102 runs scored, 62 walks, 166 strikeouts, and 44 errors.... Ranked among all class A minor leaguers in HR (1st), RBI (T5th), xtra-base hits (T5th), slugging percentage (4th) and total bases (5th)...Branyan won the South Atlantic League's HR title by a whopping 14 HR and broke the previous SAL mark of 39HR set by Mike Simms of the Asheville Tourists in 1987...His 11 April HR were the most in minor league baseball...Russell enjoyed 9 multi-homer games on the year, including a 3-HR performance vs. Macon on 4/12... Branyan led the SAL in HR (40), RBI (106), and SLUG% (.575)...Branyan also placed 2nd in the SAL in runs (102) and extra-base hits (64) ...106RBI tied for 9th best in all of the minor leagues...Russell was the first Tribe farmhand to collect 100RBI in a season since Jim Thome in 1993 w/Charlotte...Named SAL Player of the Month for July when he hit .312 (24-77) w/8HR & 27RBI...From 7/21-8/6, Branyan hit .138 (8-58) with 27 strikeouts...Hit safely in 10 straight games (9-18) w/8HR and 14RBI from August 9-18....Went 1-16 (.063) in the SAL play-offs....**1995** Spent second professional season with the Columbus Red Stixx of the South Atlantic League...Led the 'Stixx in HR (19) and slugging % (.534) and was 4th in RBI (55), despite playing in just 76 games...Missed 66 games due to strained back...His 19 HR placed him 5th among all Tribe farmhands...Slammed 6 HR over a 5-game span from 4/15-19 and homered in 5 straight games to tie a minor league high for 1995...Named SAL Player of the Week for the effort, driving in 9 runs for the week...**1994** Spent first professional season in Burlington after being selected in the 7th round (185th overall) of the June draft out of Stratford Academy in Warner Robins, GA... 15 of his 36 hits at Burlington went for extra-bases while his 25 walks ranked 2nd on the club.

### PERSONAL/MISC.

Full name **RUSSELL OLES BRANYAN**...Single...Resides in Warner Robins, GA...Played baseball at Stratford Academy in Macon, GA...Was named All-Region and All-State for the 1994 AAA Private School Georgia State Champions...Enjoys fishing and golfing.

YEAR CLUB	AVG	G	AB	R	H	2B	3B	HR	RBI	BB	SO	SB
1994 Burlington	.211	55	171	21	36	10	0	5	13	25	64	4
1995 Columbus	.256	76	277	46	71	8	6	19	55	27	120	1
1996 Columbus	.268	130	482	102	129	20	4	*40	*106	62	166	7
1997 Kinston	.290	83	297	59	86	26	2	27	75	52	94	3
Akron	.234	41	137	26	32	4	0	12	30	28	56	0
1998 Akron	.294	43	163	35	48	11	3	16	46	35	58	1
CLEVELAND	.000	1	4	0	0	0	0	0	0	0	2	0
Minor Lg. Totals	.263	428	1527	289	402	79	15	119	325	229	558	16
CLEVELAND TOTALS	.000	1	4	0	0	0	0	0	0	0	2	0
American League	.000	1	4	0	0	0	0	0	0	0	2	0
National League	—	—	—	—	—	—	—	—	—	—	—	—
M. L. TOTALS	.000	1	4	0	0	0	0	0	0	0	2	0

1994 -Selected by the Cleveland Indians in the 7th round of the June draft.

### Spring Invitee



Jim

**BROWER**

**50**

**Age:** 26, born December 29, 1972 in Edina, MN

**Position:** Pitcher

**Bats:** R **Height:** 6-2

**Throws:** R **Weight:** 205

**ML Service:** 0 + 000

**Contract Status:** Signed thru 1999.

**Acquired:** April 15, 1998; Signed by the Cleveland Indians to a minor league free agent contract...January 11, 1999; Re-signed by the Cleveland Indians to a minor league free agent contract.

## 1998 SEASON HIGHLIGHTS

- ◆ Was signed by the Indians after his release in spring training by the Texas Rangers...Was the workhorse of the Akron pitching staff, leading the team in wins (career-high 13) and was 2<sup>nd</sup> with 155.2 innings pitched...On the year he finished tied for 3<sup>rd</sup> among Eastern League pitchers in ERA (3.01) and wins (13).
- ◆ After going 0-3 in his first four starts with the Aeros, he went on to win 10 straight starts from May 29 thru July 11 and won 11 straight decisions over a two month span from May 29 to July 31...Was named Eastern League Player of the Month for June (6-0, 1.83 ERA) and was named Eastern League Pitcher of the Week twice over the streak (6/29-7/5, 7/27-8/2)...Tossed a 4-hit, 9.0 inning shutout vs. Binghamton on July 31 and a 7-hit, 9.0 inning shutout vs. Reading on June 30.
- ◆ On the year he limited Eastern League hitters to a .246 (142-578) with 9 homers allowed...LH hitters hit .299 (49-164) with 5 HR and RH hitters hit .225 (93-414) with 4 HR allowed...Eastern League hitters hit .272 (34-125) off him with runners in scoring position and .252 (54-214) with runners on base...Was 9-2 with a 2.98 ERA in 14 starts at Canal Park (96.2IP, 88H, 32ER).
- ◆ Lost his only start in the Eastern League playoffs vs. Harrisburg (21.00ERA, 3.0IP, 6H, 7R/ER, 2HR) and appeared in 1 game in the AAA World Series vs. New Orleans for Buffalo (13.50 ERA, 0.2IP, 1H, 1R/ER).

## PRO CAREER

**1997** Was a combined 7-13 with a 5.45 ERA (158.2IP, 96ER) in 27 games (26GS) between AA Tulsa and AAA Oklahoma City in the Rangers organization...Began the season in Tulsa, losing his first 8 decisions and falling to 1-12 after his first 14 starts...Was 3-0 with a 3.30 ERA in his last 4 starts...Led the team with 12 losses, but finished 2<sup>nd</sup> in innings (140.0) and strikeouts (103)...Fanned 11 on 8/4 vs. Jackson...Transferred to Oklahoma City on 8/19...1996 Was 12-10 with a 3.79 ERA (178.1IP, 75ER) between A Charlotte and AA Tulsa... Led the Rangers in starts (21) and innings (145.0IP), making two 5.0 scoreless relief appearances...1995 Ranked 2<sup>nd</sup> in the Florida State League in innings (173.2IP) and tied for 2<sup>nd</sup> with 27 starts...Led Charlotte with 110 SO...Was named FSL Pitcher of the Week on two different occasions...1994 Combined to go 9-4 with a 2.01 ERA (98.1IP, 22ER) with Hudson Valley (NYPL) and Charleston (SAL) in his pro debut...After 3 starts at Hudson, was transferred to Charleston on 7/4...Earned South Atlantic League Pitcher of the Week honors twice...Struck out an organizational best 16 batters in 8.0 innings vs. Capital City on 7/19...Tossed 9.0 inning no-hitter vs. Columbia on 8/3 (8SO)...Was selected by Texas in the 6<sup>th</sup> round of the 1994 draft.

## PERSONAL/MISC.

Full name **JAMES ROBERT BROWER**...Single...Resides in Minnetonka, MN...Attended Minnetonka High School where he excelled in baseball, basketball and football...Played three years of baseball at the University of Minnesota, where he earned first team All-Big Ten honors as a junior in 1994 (7-4, 70.1IP, 71SO).

YEAR	CLUB	W	L	ERA	G	GS	CG	SHO	SV	IP	H	R	ER	BB	SO
1994	Hudson Valley	2	1	3.20	4	4	1	0	0	19.2	14	10	7	6	15
	Charleston	7	3	1.72	12	12	3	2	0	78.2	52	18	15	26	84
1995	Charlotte	7	10	3.89	27	27	2	1	0	173.2	170	93	75	62	110
1996	Charlotte	9	8	3.79	23	21	2	0	0	145.0	148	67	61	40	86
	Tulsa	3	2	3.78	5	5	1	1	0	33.1	35	16	14	10	16
1997	Tulsa	5	12	5.21	23	23	1	0	0	140.0	156	99	81	42	103
	Oklahoma City	2	1	7.23	4	3	0	0	0	18.2	30	17	15	8	7
1998	Akron	13	5	3.01	23	23	2	2	0	155.2	142	60	52	38	91
<b>Minor Lg. Totals</b>		<b>48</b>	<b>42</b>	<b>3.77</b>	<b>121</b>	<b>118</b>	<b>12</b>	<b>6</b>	<b>0</b>	<b>764.2</b>	<b>747</b>	<b>380</b>	<b>320</b>	<b>232</b>	<b>512</b>

1994 -Selected by the Texas Rangers in the 6th round of the June draft.

1998 -Signed by the Cleveland Indians as a minor league free agent, April 15.

1999 -Re-signed by the Cleveland Indians as a minor league free agent, January 11.



Jamie

**BROWN****49****Age:** 22, born March 31, 1977 in Meridian, MS**Position:** Pitcher**Bats:** R **Height:** 6-2**Throws:** R **Weight:** 205**ML Service:** 0 + 000**Contract Status:** Signed thru 1999.**Acquired:** Selected by the Indians in the 21st round of the 1996 June Draft.**1998 SEASON HIGHLIGHTS**

- ◆ Spent most of the season at Class A Kinston, where he led the club in innings (172.2), starts (27), wins (11) and strikeouts (148)...His 172.2IP ranked 2<sup>nd</sup> in the Carolina League while his combined 179.2IP at Kinston and AA Akron were the 2<sup>nd</sup> most among any Tribe minor leaguer...Also ranked 5<sup>th</sup> in the Carolina League in strikeouts (148)...His 153 combined strikeouts were the most among any Indians minor league pitcher in 1998.
- ◆ From June 1 thru the end of the season at Kinston he went 8-6 with a 3.66 ERA (2CG, 110.2IP, 96H, 45ER) over his last 17 starts...Tossed a 6.0 inning complete game loss at Prince William on June 20 and a 9.0 inning, 4-hit complete game at Prince William on August 9 (9.0IP, 4H, 1R/0ER, 0BB, 6SO)...Walked 3 batters or less in all 28 of his starts in 1998 and yielded only 2.25 walks/9.0 innings on the year.
- ◆ Was promoted to AA Akron on September 4 after the conclusion of Kinston's season...Made his only start at Akron on September 5 vs. Trenton (7.0IP, 5H, 2R/ER, 1BB, 5SO), picking up his 12<sup>th</sup> overall win of the season...Did not appear in the Eastern League playoffs for the Aeros.
- ◆ On the year he held minor league hitters to a .247 (167-675) average against with 13 homers allowed...RH hitters hit .252 (110-437) off him with 10 HR and LH hitters hit .239 (57-238) with 3 homers...Held minor league hitters to just a .216 (40-185) average with runners in scoring position and a .241 (70-290) mark with runners on base.

**PRO CAREER**

1997 Tribe's 21<sup>st</sup> round pick from the '96 June Draft signed with the Tribe on 5/15/97 as a draft and follow and spent his first pro season at Watertown...His 10 wins in just 13 starts led Watertown and were the 2<sup>nd</sup> highest total in the New York-Penn League...His 10 wins were tied for the 2<sup>nd</sup> most among Tribe farmhands (w/Jason Rakers) behind Frankie Sanders despite making 12 fewer starts than each pitcher...Was a perfect 4-0 w/a 4.50ERA in 4 starts at home (22.0IP, 11ER) and an impressive 6-2 w/a 2.47ERA in 9 road starts (51.0IP, 14ER)...Enjoyed an outstanding month of July going 5-0 w/a 2.88ERA in 6 starts (34.1IP, 11ER).

**PERSONAL/MISC.**

Full name **JAMIE MONROE BROWN**... Single... Resides in Meridian, MS... Graduated from West Lauderdale (MS) High School in 1995 where he played baseball... Played one year at Okaloosa-Walton (FL) Community College in 1996 and one year at Meridian (MS) Junior College in 1997 before signing with the Indians... Enjoys golfing, hunting, and fishing.

YEAR	CLUB	W	L	ERA	G	GS	CG	SHO	SV	IP	H	R	ER	BB	SO
1997	Watertown	10	2	3.08	13	13	1	0	0	73.0	66	35	25	15	57
1998	Kinston	11	9	3.81	27	27	2	0	0	172.2	162	91	73	44	148
	Akron	1	0	2.57	1	1	0	0	0	7.0	5	2	2	1	5
<b>Minor Lg. Totals</b>		<b>22</b>	<b>11</b>	<b>3.56</b>	<b>41</b>	<b>41</b>	<b>3</b>	<b>0</b>	<b>0</b>	<b>252.2</b>	<b>233</b>	<b>128</b>	<b>100</b>	<b>60</b>	<b>210</b>

1996 - Selected by the Cleveland Indians in the 21st round of the June draft.

**BURBA****34****Age:** 32, born July 7, 1966 in Dayton, OH**Position:** Pitcher**Bats:** R                      **Height:** 6-4**Throws:** R                      **Weight:** 240**ML Service:** 7 + 059**Contract Status:** Signed thru 2001 w/a club option for 2002.**Acquired:** March 30, 1998; From the Cincinnati Reds in exchange for INF Sean Casey.**1998 SEASON HIGHLIGHTS**

- ◆ Dave was acquired one day before the season opener and solidified the starting rotation... Topped the 200.0 plateau for the first time in his professional career and won a career-best 15 games... Prior the trade for 1B Sean Casey he was slated to be the Reds opening day hurler on March 31 vs. San Diego in Cinergy Field... Had an outstanding spring with the Reds: 2-1 w/a 2.13 ERA in 7GS (38.0IP, 28H, 9ER).
- ◆ Won his Indians debut in Anaheim on April 3 in the Tribe's 6-2 defeat of the Angels and Jack McDowell (7.0IP, 6H, 1R/ER, 2BB, 5SO) ... In his 2nd start in Oakland on April 8 he suffered his first loss since July 27, 1997 vs. Atlanta, snapping a 6-game winning streak dating back to last September... Equaled the 2<sup>nd</sup> longest winning streak of his career (8G-'93, 6G-'95).
- ◆ Averaged over 6.1IP/start, which was the 2<sup>nd</sup> best mark on the Tribe pitching staff next to Bartolo Colon... Went 4-1 in 5 May starts with a 3.97 ERA (34.0IP, 33H, 15ER)... Was a model of consistency, pitching 7.0 innings exactly in 12 of his 31 starts... Became the first Tribe pitcher to post 10 wins on July 1 @MIL... Won 5 straight starts from May 16 to June 7 before a loss in his start vs. New York (AL) on June 20.
- ◆ Lost four straight decisions over an 8 start span from July 9 to August 20, going 0-4 w/a 5.13 ERA (47.1IP, 58H, 27ER), in which the Tribe scored just 26 runs... His win on August 26 vs. Seattle was his first of the 2nd half & his first since July 1... Went 3-1 with a 3.69 ERA in 5 Sept. games (4GS, 31.2IP, 30H, 13ER)... Made his only relief outing of the year on Sept. 26 at Minnesota (3.2IP, 4H, 1R/ER, 0BB, 1SO) and picked up his career-best 15<sup>th</sup> win in his first relief app. since 8/27/97 @COLO.
- ◆ Did not start from August 5-13 due to tendinitis in his right elbow... Left start of August 4 at Anaheim w/a sore right forearm & tight left hamstring... In his first start after the layoff he went a season-low 3.0IP vs. Balt. on August 15 & yielded a '98-high 11 hits... His home run at Cincinnati on June 7 off Scott Klingle was the 3<sup>rd</sup> of his career and the first by an Indians pitcher since Steve Dunning did it before the inception of the DH on 9/19/72 vs. Detroit (G1, off Mickey Lolich)... Allowed a career-high 4 homers in New York on Sept. 22 (day).
- ◆ Overall Major League hitters hit .269 (210-781) off him with 30 HR... LH hitters hit .253 (104-411) with 13 HR & RH hitters hit .286 (106-370) with 17 HR... Indians were 16-15 (.516) in his starts as he went into the 6<sup>th</sup> inning in 26 of his 31 starts (83.9%)... Pitched into the 7<sup>th</sup> inning in 22 of his 31 assignments (71.0%).
- ◆ Pitched in relief in the post-season and was outstanding, compiling a combined mark of 2-0 with a 3.97 ERA in 4 outings (11.1IP, 7H, 5ER, 7BB, 12SO)... Won game 2 of the Division Series vs. Boston and game 2 of the ALCS at New York... Despite pitching in relief he led the team with 2 wins while his 11.1 IP were 3<sup>rd</sup> on the entire staff in the playoffs... Signed a two-year contract extension through 2001 on November 5.

**PRO CAREER**

**1997** Won his last 5 starts and 7 of his last 9 decisions to finish 11-10, 4.73 with 2 CG in 30 games... Finished tied with rookie Brett Tomko for the team lead in victories, tied with Mike Remlinger for the staff lead in CG, and his season-ending 5-game winning streak tied with Tomko and Kent Mercker for the longest on the club... Ranked second on the club with 27 starts, 160.0 IP and 131 strikeouts... Was bothered most of the year by abdominal pain and was on the disabled list from 8/7-26 with back spasms... Left his 7/27 start vs. Atlanta after 28 pitches with tightness in his lower back and would not start again until 9/2... After coming off the DL on 8/27, he went 5-0 w/a 2.84 in his last 6 games, including 5-0 w/a 2.67 ERA in 5 starts in September... Threw 2 of Cincinnati's 5 complete games, a 3-hitter in a 9-1 victory vs. Milwaukee on 7/1 and an 8-hitter in a 7-3 victory at Pittsburgh on 7/16... In the 13-2 loss on 4/7 at Colorado, allowed a career-high 10 ER and 3-run HR's to both Castilla and JReed... In the 6-1 victory at Pittsburgh on 4/18, he tied his career high with 11 strikeouts... **1996** In first full season as a starter, got off to a rough start after dropping eight decisions (was supported with just 2.25 runs per game in the eight losses) over his first 14 starts (6 ND's) ... Rebounded after 0-8 start to go 11-5 with a 3.35 ERA (44 ER, 118.1 IP) after 6/15... Struck out career-high 11 batters on 4/15 @Chicago (NL)... Belted first major league home run 7/14 vs. the Pirates (off Paul Wagner, 3rd inning, solo) ... Victimized the Pirates again in very next start at Pittsburgh with a solo dinger in the 5th inning (off Chris Peters) ... Was undefeated in July (4-0, 8 ER, 35.0 IP, 2.06 ERA)... Made only relief appearance of the season 7/7 at Chicago, tossing 2.0 innings of scoreless ball prior to the All-Star break... Led all starters with a .244 opponents batting average... **1995** Established then ML career highs in strikeouts (96) and innings pitched (106.2), while tying his career high with 10 wins ... Began the season as a member of the San Francisco Giants, posting a 4-2 record with a 4.91 ERA in 38 games out of the bullpen... Was acquired by the Reds along with RHP Mark Portugal and OF Darren Lewis on 7/21, in a trade which sent the Giants OF Deion Sanders and four minor leaguers (RHP John Roper, RHP Scott Service, 1B Dave McCarty and LHP Ricky Pickett)... Made Reds' debut 7/23 vs. Chicago (.2 IP, 0 H) ... Picked up first win as a Red on 7/27 vs. his ex-mates in San Francisco... Tossed a then season-high 3.0 innings, allowing only two hits and no runs... Prior to joining Reds, had not pitched more than 2.0 innings in any of his 38 appearances out of the Giants' pen ... Compiled an 0.96 ERA in first four appearances out of the Reds' bullpen (1 ER / 9.1 IP), before being placed in the starting rotation... Made first start on 8/3 vs. New York ... Did not figure in the decision, as he went 5.0 innings, allowing only two hits and no runs ... Was first start since 7/24/93 vs. Philadelphia... Had, perhaps, his finest outing as a major leaguer on 8/19 vs. Houston at Riverfront Stadium, as he tossed a two-hitter, for the first complete game and shutout of his major league career... In the Post-Season for the Reds he was 1-0 w/a 0.00 ERA in 3 relief outings (4.2 IP, 5 H, 0 R, 5 BB, 0 SO)... Picked up the victory @LA in game 2 of the Division Series by tossing 1.0 scoreless inning ... Was his first-ever post-season win... **1994** Appeared in 57 games out of the Giants' bullpen, which ranked him 4th among all NL relievers... Allowed left-handers only a .178 batting average (18-101) ... Finished '94 striking out 84 batters in 74.0 innings (10.2 K's per 9.0 IP)... **1993** Enjoyed a fine season, posting a 7-2 mark with a 3.89 ERA (31 ER, 71.2 IP) in 49 outings ... Made five starts for the Giants, going 3-1 with a 5.32 ERA (14 ER, 23.2 IP)... Reeled off career-high eight straight wins (2 start, 6 relief) from 5/17-8/9... Was longest winning streak by a Giant since 1989... From 5/13-9/24, posted a 2.92 ERA (21 ER) in 40 appearances, lowering ERA from 5.76 to 3.71... Held right-handed hitters to a .225 average (47-209) ... Ranked 3rd on the club in wins... **1992** Joined the Giants on 12/11/91, along with Bill Swift and Mike Jackson, in a trade which sent the Mariners Kevin Mitchell and Mike Remlinger... Began the season as a member of the Giants' starting rotation... Returned to starting rotation on 5/17, after making four relief appearances ... Following a second stint in the bullpen, Burba was optioned to AAA Phoenix on 6/18 ... While with the Firebirds, made 13 starts, posting a 5-5 record with a 4.72 ERA in 74.1 innings of work ... Earned a recall on 8/26, making four starts and four relief appearances to finish the season with a 2-7 record and 4.97 ERA... **1991** Spent most of the season with AAA Calgary, posting a 6-4 record with a 3.53 ERA in 71.1 innings of work (23 games, 9 starts)... Made four separate stints with the Mariners, being recalled from Calgary for the first time on 4/12 ... Posted his first and only ML save 6/8 vs. Milwaukee ... Tossed 3.0 shutout innings ... Made first ML start but suffered a 4-0 defeat vs. CWS on 6/25 ... Earned his first win as a major leaguer in relief on 9/15 vs. Kansas City ... **1990** Began the season at AAA Calgary, winning six straight games from 6/20-27... In 31 games for Calgary (18 starts), posted a 10-6 record with a 4.67 ERA

in 113.2 innings of work ...Earned his first trip to the majors on 9/4, after being recalled by the Mariners ...Made his ML debut on 9/8 vs. the Red Sox in Boston ...**1989** Spent season at AA Williamsport, sporting an 11-7 record with a 3.16 ERA in 25 games (25 starts) ...Struck out 89 batters in 156.2 innings of work...Led Williamsport in wins (11), starts (25), complete games (5), innings pitched (156.2), and strikeouts (89) ...His 3.16 ERA ranked 10th in the Eastern League ...Tossed a one-hitter 5/29 vs. Reading ... Won five of his final six decisions...**1988** Spent entire campaign at A San Bernardino, posting a 5-7 record with a 2.68 ERA in 20 games (20 starts) ...Struck out 102 batters in 114.0 innings pitched ...Surrendered only four homers...**1987** Began his pro career with A Bellingham, where he was 3-1 with a 1.93 ERA in five starts (5 ER/23.1 IP) ...Earned a promotion to A Salinas 7/5, where he went 1-6 with a 4.61 ERA in nine starts (28 ER/54.2 IP).

### PERSONAL/MISC.

Full name **DAVID ALLEN BURBA**...Married, wife's name is Star...The couple has two children - a girl, Madison (10/21/93), and a boy, Dylan (10/12/95)...Resides in Gilbert, AZ...Is a 1984 graduate of Kenton Ridge High School in Springfield, OH...Was All-District and All-State as captain of his baseball team...Graduate of Ohio State University, where he earned 2<sup>nd</sup> team All-Big Ten honors in baseball during the 1987 season...Completed his degree at OSU in the winter of 1992...His uncle, Ray Hathaway, pitched for the Brooklyn Dodgers in 1945...Is an avid golfer.

YEAR	CLUB	W	L	ERA	G	GS	CG	SHO	SV	IP	H	R	ER	BB	SO
1987	Bellingham	3	1	1.93	5	5	0	0	0	23.1	20	10	5	3	24
	Salinas	1	6	4.61	9	9	0	0	0	54.2	53	31	28	29	46
1988	San Bernardino	5	7	2.68	20	20	0	0	0	114.0	106	41	34	54	102
1989	Williamsport	11	7	3.16	25	25	5	1	0	156.2	138	69	55	55	89
1990	Calgary	10	6	4.67	31	18	1	0	2	113.2	124	64	59	45	47
	Seattle	0	0	4.50	6	0	0	0	0	8.0	8	6	4	2	4
1991	Calgary	6	4	3.53	23	9	0	0	4	71.1	82	35	28	27	42
	Seattle	2	2	3.68	22	2	0	0	1	36.2	34	16	15	14	16
1992	San Francisco	2	7	4.97	23	11	0	0	0	70.2	80	43	39	31	47
	Phoenix	5	5	4.72	13	13	0	0	0	74.1	86	40	39	24	44
1993	San Francisco	10	3	4.25	54	5	0	0	0	95.1	95	49	45	37	88
1994	San Francisco	3	6	4.38	57	0	0	0	0	74.0	59	39	36	45	84
1995	San Francisco	4	2	4.98	37	0	0	0	0	43.1	38	26	24	25	46
	Cincinnati	6	2	3.27	15	9	1	1	0	63.1	52	24	23	26	50
1996	Cincinnati	11	13	3.83	34	33	0	0	0	195.0	179	96	83	97	148
1997	Cincinnati	11	10	4.73	30	27	2	0	0	160.0	157	88	84	73	131
1998	CLEVELAND	15	10	4.11	32	31	0	0	0	203.2	210	100	93	69	132
Minor Lg. Totals		41	36	3.67	126	99	6	1	6	608.0	609	290	248	237	394
CLEVELAND TOTALS		15	10	4.11	32	31	0	0	0	203.2	210	100	93	69	13
<b>American League</b>		<b>17</b>	<b>12</b>	<b>4.06</b>	<b>60</b>	<b>33</b>	<b>0</b>	<b>0</b>	<b>1</b>	<b>248.1</b>	<b>252</b>	<b>122</b>	<b>112</b>	<b>85</b>	<b>152</b>
<b>National League</b>		<b>47</b>	<b>43</b>	<b>4.28</b>	<b>250</b>	<b>85</b>	<b>3</b>	<b>1</b>	<b>0</b>	<b>701.2</b>	<b>660</b>	<b>365</b>	<b>334</b>	<b>334</b>	<b>594</b>
<b>M. L. TOTALS</b>		<b>64</b>	<b>55</b>	<b>4.23</b>	<b>310</b>	<b>118</b>	<b>3</b>	<b>1</b>	<b>1</b>	<b>950.0</b>	<b>912</b>	<b>487</b>	<b>446</b>	<b>419</b>	<b>746</b>

M.L. HRs ALLOWED: 1990-0; 1991-6; 1992-4; 1993-14; 1994-5; 1995-9; 1996-18; 1997-22; 1998-30. Total: 108

1987 -Selected by the Seattle Mariners in the 2nd round of the June draft.

1991 -Acquired by the San Francisco Giants, along with Bill Swift and Mike Jackson, from the Mariners in exchange for Kevin Mitchell and Mike Remlinger, December 11.

1995 -Acquired by the Cincinnati Reds, along with Mark Portugal and Darren Lewis, from the Giants in exchange for Deion Sanders, John Roper, Dave McCarty, Ricky Pickett and Scott Service, July 21.

1998 -Acquired by the Cleveland Indians from the Reds in exchange for Sean Casey, March 30.

## DIVISION SERIES RECORD

YEAR	CLUB	W	L	ERA	G	GS	CG	SHO	SV	IP	H	R	ER	BB	SO
1995	Cincinnati	1	0	0.00	1	0	0	0	0	1.0	2	0	0	1	0
1998	CLEVELAND	1	0	5.06	1	0	0	0	0	5.1	4	3	3	2	4
<b>Totals</b>		<b>2</b>	<b>0</b>	<b>4.26</b>	<b>2</b>	<b>0</b>	<b>0</b>	<b>0</b>	<b>0</b>	<b>6.1</b>	<b>6</b>	<b>3</b>	<b>3</b>	<b>3</b>	<b>4</b>

## LEAGUE CHAMPIONSHIP SERIES RECORD

YEAR	CLUB	W	L	ERA	G	GS	CG	SHO	SV	IP	H	R	ER	BB	SO
1995	Cincinnati	0	0	0.00	2	0	0	0	0	3.2	3	0	0	4	0
1998	CLEVELAND	1	0	3.00	3	0	0	0	0	6.0	3	4	2	5	8
<b>Totals</b>		<b>1</b>	<b>0</b>	<b>1.86</b>	<b>5</b>	<b>0</b>	<b>0</b>	<b>0</b>	<b>0</b>	<b>9.2</b>	<b>6</b>	<b>4</b>	<b>2</b>	<b>9</b>	<b>8</b>

## 1998

	1998						CAREER					
	W-L-S	ERA	IP	H	ER	SO	W-L-S	ERA	IP	H	ER	SO
SEASON	15-10-0	4.11	203.2	210	93	132	64-55-1	4.23	950.0	912	446	746
HOME	8-4-0	4.07	110.2	116	50	77	34-30-1	3.77	532.0	486	223	427
ROAD	7-6-0	4.16	93.0	94	43	55	30-25-0	4.80	418.0	426	223	319
vs. Balt.	1-0-0	7.20	10.0	18	8	5	1-0-0	7.20	10.0	18	8	5
Bos.	0-2-0	4.50	11.2	13	7	5	0-2-0	6.14	14.2	20	10	5
N.Y.	0-3-0	6.16	19.0	21	13	13	0-3-0	6.16	19.0	21	13	13
T.B.	0-1-0	3.86	7.0	6	3	4	0-1-0	3.86	7.0	6	3	4
Tor.	2-0-0	4.15	13.0	13	6	13	2-0-0	4.05	13.1	13	6	13
A.L. EAST	3-6-0	5.49	60.2	71	37	40	3-5-0	5.84	57.0	72	37	36
vs. Chi.	0-1-0	7.82	12.2	17	11	7	0-4-0	6.99	28.1	34	22	16
Cle.	—	—	—	—	—	—	—	—	—	—	—	—
Del.	2-0-0	3.13	23.0	19	8	11	2-0-0	3.38	26.2	22	10	12
K.C.	0-0-0	4.76	5.2	9	3	1	2-0-0	2.81	16.0	19	5	5
Minn.	2-1-0	0.47	19.1	13	1	14	2-1-0	1.25	21.2	15	3	14
A.L. CENTRAL	4-2-0	3.41	60.2	58	23	33	6-5-0	3.88	92.2	90	40	47
vs. Ana.	1-0-0	1.50	12.0	11	2	9	1-0-0	1.50	12.0	11	2	9
Oak.	1-1-0	4.58	19.2	19	10	14	1-1-0	3.97	22.2	22	10	18
Sea.	2-0-0	5.00	18.0	21	10	19	2-0-0	5.00	18.0	21	10	19
Tex.	1-1-0	4.50	12.0	12	6	6	2-1-0	4.37	22.2	23	11	14
A.L. WEST	5-2-0	4.09	61.2	63	28	48	6-2-0	3.94	75.1	77	33	60
vs. Chi.	—	—	—	—	—	—	4-5-0	2.92	71.0	56	23	67
Cin.	1-0-0	1.42	6.1	8	1	5	3-1-0	4.06	31.0	29	14	39
Hou.	—	—	—	—	—	—	3-2-0	4.19	68.2	58	32	43
Milw.	1-0-0	2.70	6.2	4	2	2	2-0-1	2.14	21.0	9	5	8
Pitt.	—	—	—	—	—	—	7-2-0	3.88	65.0	66	28	56
St. L.	1-0-0	2.35	7.2	6	2	4	4-4-0	4.29	56.2	55	27	45
N.L. CENTRAL	3-0-0	2.18	20.2	18	5	11	23-14-1	3.71	313.1	273	129	258
PRE-ASG	10-5-0	3.62	112.0	106	45	73	31-39-1	4.41	541.0	515	265	435
POST-ASG	5-5-0	4.71	91.2	104	48	59	33-16-0	3.98	409.0	397	181	311
START	14-10-0	4.14	200.0	206	92	131	45-43-0	4.27	680.2	678	323	486
RELIEF	1-0-0	2.45	3.2	4	1	1	19-12-1	4.11	269.1	234	123	260
IN APRIL	2-3-0	3.49	38.2	34	15	27	8-12-0	4.80	148.0	142	79	125
MAY	4-1-0	3.97	34.0	33	15	25	10-15-0	4.07	181.1	166	82	151
JUNE	3-1-0	3.58	32.2	35	13	19	7-10-1	4.94	167.2	182	92	135
JULY	1-3-0	4.39	41.0	41	20	27	14-7-0	3.65	162.2	138	66	117
AUGUST	2-1-0	5.96	25.2	37	17	18	11-7-0	4.15	125.2	134	58	100
SEPT/OCT	3-1-0	3.69	31.2	30	13	16	13-4-0	3.61	149.2	138	60	108

## BURBA'S GAME HIGHS

**NO-HITTER:** —; **1-HITTER:** —; **2-HITTER:** 1, August 19, 1995 vs. Houston; **3-HITTER:** 1, July 1, 1997 vs. Milwaukee; **4-HITTER:** —; **K's:** 11, twice, most recently on April 18, 1997 at Pittsburgh; **WINNING STREAK:** 8 games, May 17 thru August 9, 1993; **LAST CG:** July 16, 1997 at Pittsburgh; **ONLY CG SHO:** August 19, 1995 vs. Houston.

## BURBA/ML FIELDING

YEAR	PCT	G	PO	A	E	TC	DP
1990	.750	6	1	2	1	4	0
1991	1.000	22	2	4	0	6	0
1992	1.000	23	3	8	0	11	0
1993	.950	54	7	12	1	20	0
1994	1.000	57	3	5	0	8	1
1995	1.000	52	10	7	0	17	0
1996	.935	34	15	14	2	31	2
1997	.974	30	13	24	1	38	0
1998	.953	32	15	26	2	43	4
<b>Totals</b>	<b>.961</b>	<b>310</b>	<b>69</b>	<b>102</b>	<b>7</b>	<b>178</b>	<b>7</b>

John

**BURKE****58****Age:** 29, born February 9, 1970 in Durango, CO**Position:** Pitcher**Bats:** S                      **Height:** 6-4**Throws:** R                      **Weight:** 215**ML Service:** 1 + 136**Contract Status:** Signed thru 1999.

**Acquired:** December 4, 1998; Signed by the Cleveland Indians to a free agent minor league contract.

### 1998 SEASON HIGHLIGHTS

- ◆ Spent most of the year on the Colorado Rockies disabled list with inflammation in his right elbow before being set back with a broken right thumb during his rehab. stint...Was placed on the 15-day disabled list on March 20 with inflammation in his right elbow...Was transferred to the 60-day disabled list on May 28.
- ◆ Began a 30-day rehabilitation assignment on July 9 in Class A Salem of the Carolina League...Made two 4.0 inning starts for Carolina, yielding 3 hits in 8.0 innings (3-15, .200)...Rehab. was transferred to AAA Colorado Springs on July 16...Reported to Colorado Springs and suffered a broken right thumb during a pre-game fielding drill before he appeared in a game.
- ◆ Began another 30-day rehab. assignment in AAA Colorado Springs on August 14 and made 4 relief appearances before being activated from the 60-day disabled list and outrighted to Colorado Springs on September 1.
- ◆ Made 2 more relief appearances before the end of the Sky Sox season...Overall he made 6 appearances at Colorado Springs, limiting PCL hitters to a .192 (5-26) with 0 HR allowed...Allowed a run in 3 of his 6 relief appearances.

### PRO CAREER

**1997** Opened the year in the Rockies bullpen and after injuries to the starting rotation, wound up making 9 starts before being sent down to AAA Colorado Springs in mid July...Compiled an ERA of 2.89 (9.1IP, 3ER) in 5 April appearances...Spent the rest of the season at Colorado Springs after his option on 7/14...ERA as a starter (6.55ERA, 45.1IP, 33ER) and reliever (6.58ERA, 13.2IP, 10ER) were virtually identical...Was on the DL at Colorado Springs from 8/8 thru the remainder of the season (sore right elbow)...**1996** Appeared in the big leagues for the first time in his pro career...Was originally recalled by Colorado on 8/8, making his major league debut in Florida on 8/13...Made six relief appearances in his initial stint before getting optioned back to AAA Colorado Springs on 8/29...Returned to the Rockies on 9/3 for the remainder of the season...His best outing was in Houston on 9/7, establishing a season-best for a Rockies reliever with a career-best 6 K's...Also singled off Darryl Kile in his first ML at bat...Won his first big league game on 9/12 vs. Atlanta...**1995** Went 7-1 in 17 starts in a full season at Colorado Springs...Was on the DL from 7/3-8/1 and again from 8/20 thru the end of the season with an inflamed right shoulder...**1994** Control trouble and right shoulder tendinitis kept him in extended spring training before joining the active roster at AAA Colorado Springs on 6/22...After 8 relief appearances (11.0IP, 16H, 22BB), he was sent to A Asheville of the Carolina League in mid-August and finished the season with the Tourists...**1993** Stared the year in A Central Valley and tied for 2<sup>nd</sup> in the California League with a 3.18 ERA and 3<sup>rd</sup> with 114 strikeouts...Finished the final month at AAA Colorado Springs...On the year he was 10-10 with a 3.17 ERA (167.2IP, 148H, 59ER, 152SO) in 28 starts, including his only 2 complete games in his pro career...Was named to the California League All-Star Team and the top prospect in the league by *Baseball America*...**1992** The Cherry Creek, CO native was the first draft pick in Colorado's franchise history (27<sup>th</sup> overall)...Surrendered only 1 run in his first 18.0 innings of work at Bend.

### PERSONAL/MISC.

Full name **JOHN CHANDLER BURKE**...Married, wife's name is Liz...Resides in Highlands Ranch, CO...Played four years of baseball at the University of Florida, where he left as the all-time strikeout leader in Gator history with 305 in 260.1IP...Was first team All-American in 1991 and was the 6<sup>th</sup> overall pick in the country by Houston, but did not sign...Graduated from Cherry Creek High School in 1989...Was the 34<sup>th</sup> round pick of Baltimore in 1989 (did not sign).

BURKE (continued)

YEAR	CLUB	W	L	ERA	G	GS	CG	SHO	SV	IP	H	R	ER	BB	SO
1992	Bend	2	0	2.41	10	10	0	0	0	41.0	38	13	11	18	32
1993	Central Valley	7	8	3.18	20	20	2	0	0	19.0	104	62	42	64	114
	Colo. Springs	3	2	3.14	8	8	0	0	0	48.2	44	22	17	23	38
1994	Colo. Springs	0	0	19.64	8	0	0	0	0	11.0	16	25	24	22	6
	Asheville	0	1	1.06	4	4	0	0	0	17.0	5	3	2	5	16
1995	Colo. Springs	7	1	4.55	19	17	0	0	1	87.0	79	46	44	48	65
1996	Colorado	2	1	7.47	11	0	0	0	0	15.2	21	13	13	7	19
	Salem	0	1	6.00	3	3	0	0	0	12.0	10	12	8	9	12
	Colo. Springs	2	4	5.94	24	9	0	0	1	63.2	75	46	42	28	54
1997	Colorado	2	5	6.56	17	9	0	0	0	59.0	83	46	43	26	39
	Colo. Springs	1	2	5.82	3	3	0	0	0	17.0	23	14	11	14	15
1998	Salem	0	0	1.13	2	2	0	0	0	8.0	3	1	1	7	8
	Colo. Springs	1	0	9.00	6	0	0	0	0	7.0	5	7	7	5	8
Minor Lg. Totals		23	19	4.36	107	76	2	0	2	431.1	402	251	209	243	368
CLEVELAND TOTALS		—	—	—	—	—	—	—	—	—	—	—	—	—	—
American League		—	—	—	—	—	—	—	—	—	—	—	—	—	—
National League		4	6	6.75	28	9	0	0	0	74.2	104	59	56	33	58
M. L. TOTALS		4	6	6.75	28	9	0	0	0	74.2	104	59	56	33	58

M.L. HRs ALLOWED: 1996-3; 1997-13. Total: 16.

1989 -Selected by the Baltimore Orioles in the 34th round of the June draft (did not sign).

1991 -Selected by the Houston Astros in the 1st round (6th overall) of the June draft (did not sign).

1992 -Selected by the Colorado Rockies in the 1st round (27th overall) of the June draft.

1998 -Signed by the Cleveland Indians as a minor league free agent, December 4.

	1998						CAREER					
	W-L-S	ERA	IP	H	ER	SO	W-L-S	ERA	IP	H	ER	SO
SEASON	—	—	—	—	—	—	4-6-0	6.75	74.2	104	56	58
HOME	—	—	—	—	—	—	3-4-0	9.27	33.0	50	34	29
ROAD	—	—	—	—	—	—	1-2-0	4.75	41.2	54	22	29
vs. Balt.	—	—	—	—	—	—	—	—	—	—	—	—
vs. Bos.	—	—	—	—	—	—	—	—	—	—	—	—
vs. N.Y.	—	—	—	—	—	—	—	—	—	—	—	—
vs. T.B.	—	—	—	—	—	—	—	—	—	—	—	—
vs. Tor.	—	—	—	—	—	—	—	—	—	—	—	—
A.L. EAST	—	—	—	—	—	—	—	—	—	—	—	—
vs. Chi.	—	—	—	—	—	—	—	—	—	—	—	—
vs. Cle.	—	—	—	—	—	—	—	—	—	—	—	—
vs. Det.	—	—	—	—	—	—	—	—	—	—	—	—
vs. K.C.	—	—	—	—	—	—	—	—	—	—	—	—
vs. Minn.	—	—	—	—	—	—	—	—	—	—	—	—
A.L. CENTRAL	—	—	—	—	—	—	—	—	—	—	—	—
vs. Ana.	—	—	—	—	—	—	0-1-0	5.40	5.0	7	3	6
vs. Oak.	—	—	—	—	—	—	—	—	—	—	—	—
vs. Sea.	—	—	—	—	—	—	0-0-0	40.50	0.2	3	3	0
vs. Tex.	—	—	—	—	—	—	—	—	—	—	—	—
A.L. WEST	—	—	—	—	—	—	0-1-0	9.53	5.2	10	6	6
vs. Chi.	—	—	—	—	—	—	—	—	—	—	—	—
vs. Cin.	—	—	—	—	—	—	0-0-0	20.77	4.1	11	10	7
vs. Hou.	—	—	—	—	—	—	0-1-0	8.59	7.1	9	7	10
vs. Milw.	—	—	—	—	—	—	—	—	—	—	—	—
vs. Pitt.	—	—	—	—	—	—	0-0-0	36.00	1.0	4	4	1
vs. St. L.	—	—	—	—	—	—	1-0-0	4.35	10.1	11	5	5
N.L. CENTRAL	—	—	—	—	—	—	1-1-0	10.17	23.0	35	26	23
PRE-ASG	—	—	—	—	—	—	2-4-0	5.89	55.0	73	36	34
POST-ASG	—	—	—	—	—	—	2-2-0	9.15	19.2	31	20	24
START	—	—	—	—	—	—	2-5-0	6.55	45.1	64	33	31
RELIEF	—	—	—	—	—	—	2-1-0	7.06	29.1	40	23	27
IN APRIL	—	—	—	—	—	—	0-0-0	2.89	9.1	7	3	5
MAY	—	—	—	—	—	—	0-1-0	7.82	12.2	21	11	9
JUNE	—	—	—	—	—	—	2-1-0	5.48	23.0	30	14	11
JULY	—	—	—	—	—	—	0-3-0	9.64	14.0	25	15	14
AUGUST	—	—	—	—	—	—	0-0-0	12.79	6.1	13	9	9
SEPT/OCT	—	—	—	—	—	—	2-1-0	3.86	9.1	8	4	10

**BURKE'S GAME HIGHS**

**NO-HITTER:** —; **1-HITTER:** —; **2-HITTER:** —; **3-HITTER:** —; **4-HITTER:** —; **K's:** 6, two times, last on July 1, 1997 vs. Anaheim (relief); **WINNING STREAK:** 2 games, twice, last from June 2-8, 1997.

**BURKE/ML FIELDING**

YEAR	PCT	G	PO	A	E	TC	DP
1996	1.000	11	2	1	0	3	0
1997	.909	17	4	6	1	11	1
<b>Totals</b>	<b>.929</b>	<b>28</b>	<b>6</b>	<b>7</b>	<b>1</b>	<b>14</b>	<b>1</b>

**Jolbert****CABRERA****6**

**Age:** 26, born on December 8, 1972 in Cartagena, Columbia

**Position:** Infielder

**Bats:** R **Height:** 6-0

**Throws:** R **Weight:** 177

**ML Service:** 0 + 015

**Contract Status:** Signed thru 1999.

**Acquired:** December 19, 1997; Signed to a minor league free agent contract.

**1998 SEASON HIGHLIGHTS**

- ◆ Had an outstanding season for the AAA Buffalo Bisons, his best as a professional...On the year he played in the AAA All-Star Game, was named to the International League Post-Season All-Star Team and made his major league debut in April.
- ◆ Was assigned to the Buffalo roster to start the season after being invited to major league camp in spring training...Did not start the campaign with the Bisons, instead his contract was purchased by the Indians on April 6 when Enrique Wilson went down with torn ligaments in his thumb...Made his major league debut on April 12 vs. Anaheim, replacing Omar Vizquel at shortstop in the 5<sup>th</sup> inning (0-2, SO).
- ◆ Was designated for assignment on April 14 when David Bell was claimed off waivers from St. Louis and outrighted to Buffalo on April 20, where he spent the remainder of the regular season and playoffs.
- ◆ He led the team with 48 multi-hit games, 25 stolen bases (40 attempts), 157 hits, 24 doubles, 69 walks and 129 games played...His .318 average was the 5<sup>th</sup> best in the IL as were his Buffalo franchise record 157 hits...His .318 average was 2<sup>nd</sup> best among Tribe minor leaguers, as were his 157 hits and 94 runs scored...Hit in 21 straight games from June 11 to July 2 (.366, 34-93, 23RS)...He reached base via hit or walk in 116 of 125 starts, including a stretch of 42 games in a row.
- ◆ Hit .294 (35-119) with men in scoring position and .332 (64-193) with runners on base...He hit .311 (38-122) off LHP with 5 HR & 14 RBI and .320 (119-372) off RHP with 5 HR & 31 RBI...Hit .274 (37-135) over the first two months of the season after hitting at a .334 (120-359) over the first 4 months of the season....Appeared in 121 games at shortstop, 7 in CF and 1 at 2B.
- ◆ Overall in the AAA playoffs he hit .326 (15-46) with 2 2B, 3 3B & 2 RBI in 12 games for the International League Champion Bisons...Was added to the 40-man roster after the season on October 10 when his contract was purchased from AAA Buffalo...Played for Zulia in the Venezuelan Winter League after the season (62G, .280, 1HR,20RBI, 13SB).

**PRO CAREER**

**1997** Split his 7<sup>th</sup> season in the Expos minor league system between AA Harrisburg and AAA Ottawa...Began the season at Harrisburg, appearing 26 games at 2<sup>nd</sup> base, 17 at shortstop and 6 in left field...Hit in 11 straight games, 4/13-27...Was promoted to AAA Ottawa on 6/5...Also appeared at second base (7GS), shortstop (4G) and left field (1G) and made only 7 errors in 185 TC (.962 fielding %) at the 4 positions...Stole 15 bases in 20 attempts (75%) for the Lynx ...Overall on the season he stole 20 bases in 29 attempts...**1996** Hit a career-high 3 homers at AA Harrisburg of the Eastern League...Hit .240 (85-354) in 107 games and stole 10 bases in 15 attempts, which tied him for 2<sup>nd</sup> on the team...Appeared in 102 games at shortstop, 1 at third and 3 in the outfield...**1995** Split season between A West Palm Beach of the Florida State League and Harrisburg...Hit a combined .286 (112-492) at the 2 stops with a HR and 26 RBI in 112 games with 22 steals (13CS)...Amassed career-bests with 25 doubles and 66 runs scored... His .286 average was the 8th best in the Expos minor league system...Led the Palm Beach club in runs (62), doubles (23) and steals (19)...**1994** Made 3 stops on the season, including a cop at San Bernardino of the California League...Was tied for 4th among Expos minor leaguers with 9 HBP...**1993** Spent the season with the A Burlington Bees of the Midwest League and participated in the Midwest League All-Star Game...Finished 3rd in the ML in at bats and led all ML shortstops in put outs (173)...Ranked 4th among Expos base stealers (31)...Led the club in games played, at bats, hits (129) and steals...Collected career-bests in games (128), hits (129), RBI (38) and steals (31)...Stole 31 bases in 42 attempts...**1992** Had best month of season in June when he batted .276 w/a double and one triple...Participated in Instructional League...**1991** Hit first professional HR vs. Charleston-SC on 6/28.

**PERSONAL/MISC.**

Full name **JOLBERT ALEXIS CABRERA**...Married, wife's name is Delbys...The couple has one daughter, Alexandria...Resides in Cartagena, Columbia...Attended Confenalco High School in Cartagena where he played basketball and also ran track...Brother, Orlando, hit .280 in 79 games as an infielder for the Montreal Expos in 1998...Was signed as a non-drafted free agent by Montreal scout Levy Ochoa on 7/3/90.

YEAR CLUB	AVG	G	AB	R	H	2B	3B	HR	RBI	BB	SO	SB
1990 DSL Expos	.313	29	115	31	36	3	2	0	12	14	10	14
1991 Sumter	.204	101	324	33	66	4	0	1	20	19	62	10
1992 Albany	.228	118	377	44	86	9	2	0	23	34	77	22
1993 Burlington	.254	128	507	62	129	24	2	0	38	39	93	31
1994 W. Palm Beach	.203	83	266	32	54	4	0	0	13	14	48	7
San Bernadino	.248	30	109	14	27	5	1	0	11	14	24	2
Harrisburg	.000	3	2	0	0	0	0	0	0	0	1	0
1995 W. Palm Beach	.286	103	357	62	102	23	2	1	25	38	61	19
Harrisburg	.286	9	35	4	10	2	0	0	1	1	3	3
1996 Harrisburg	.240	107	354	40	85	18	2	3	29	23	63	10
1997 Harrisburg	.251	48	171	28	43	9	0	2	11	28	28	5
Ottawa	.283	68	191	28	54	10	4	0	12	11	31	15
1998 Buffalo	.318	129	494	94	157	24	1	10	45	68	71	25
CLEVELAND	.000	1	2	0	0	0	0	0	0	0	1	0
Minor Lg. Totals	.257	956	3302	472	849	135	16	17	240	303	572	163
CLEVELAND TOTALS	.000	1	2	0	0	0	0	0	0	0	1	0
American League	.000	1	2	0	0	0	0	0	0	0	1	0
National League	—	—	—	—	—	—	—	—	—	—	—	—
M. L. TOTALS	.000	1	2	0	0	0	0	0	0	0	1	0

1990 -Signed by the Montreal Expos as a free agent, July 3.

1997 -Signed by the Cleveland Indians as a minor league free agent, December 19.

## Bartolo



**COLON**

**40**

**Age:** 23, born May 24, 1975 in Altamira, Dominican Republic

**Position:** Pitcher

**Bats:** R                      **Height:** 6-0

**Throws:** R                      **Weight:** 225

**ML Service:** 1 + 112

**Contract Status:** Signed thru 1999.

**Acquired:** June 26, 1993; Signed by Cleveland as a non-drafted free agent.

### 1998 SEASON HIGHLIGHTS

- ◆ Enjoyed a very productive season in his first full major league campaign... Was the Tribe's most consistent starter from April to the end of July... His consistency earned him his first birth onto the AL All-Star Team... His 6 CG's are more than the entire total from the '97 Indians pitching staff (4CG) & were T5<sup>th</sup> in the AL behind leader Scott Erickson (11)... His 3.71 ERA was the 10<sup>th</sup> best mark in the AL.
- ◆ Began the season as the 5<sup>th</sup> starter with an outstanding performance at Anaheim on April 4... Struck out a then career-high 10 batters & recorded the first shutout of his career in the Tribe's 11-0 win (4-hitter)... Also tossed a CG, 4-hit shutout in his start vs. Pittsburgh on June 8 (1BB, 3SO), a 95-pitch effort... Tossed 2 of the Tribe's 3 CG, SHO on year (also Jaret Wright on 6/1 @DET).
- ◆ Tossed 2<sup>nd</sup> 4-hitter of the year in his start vs. the Texas Rangers in Arlington on May 7 (9.0IP, 4H, 2R/ER, 3BB, 7SO)... Tossed a 5-hitter for his 3<sup>rd</sup> CG of the year on May 29 @ Toronto and struck out a career-best 14 Blue Jays in the process (9.0IP, 5H, 3R/ER, 2BB, 14SO)... Bartolo's career-high 14 SO in the game are the most by an Indians hurler since Greg Swindell struck out 15 Royals on May 10, 1987 vs. Kansas City.
- ◆ Tossed 5<sup>th</sup> CG (6-hitter) in 9-1 win vs. Kansas City on June 16... Tossed 6<sup>th</sup> CG in 1-0 loss at Boston to Pedro Martinez on July 15 (8.0IP, 7H, 1R/ER)... Owned 6 of the 9 complete games by Indians pitchers in '98... In 1997 Indians pitchers had 4 CG's on the year.
- ◆ Posted a mark of 4-1 in June w/a 1.30 ERA & 2 CG (1SHO) on his way to earning AL Pitcher of the Month honors (41.2IP, 24H, 6R/ER, .168 avg)... Won 5 straight starts from June 8 to July 2... First POTM honor for an Indian since Nagy in Sept. of '96... Appeared in relief and won his first appearance in the All-Star Game on July 7 in Denver in the AL's 13-8 over the NL (1.0IP, 2H, 3R/ER, 1BB, 1SO, 3-run HR to Barry Bonds in 5th inning)... Entered the All-Star Break with a record of 9-4 and an AL-low 2.46 ERA (124.1IP, 100H, 34ER, 98SO).
- ◆ In the 2<sup>nd</sup> half he went 5-5 with a 5.65 ERA in 14 starts (79.2IP, 105H, 50ER, 60SO)... ML hitters hit .323 (105-325) off him the 2<sup>nd</sup> half compared to .218 (100-463) in the first half... Lasted a '98-low 1.0 inning in his start vs. Anaheim on Sept. 2, the 2<sup>nd</sup> shortest start of his ML career (0.2IP)... Did not start from Sept. 3-14 after spot in rotation was skipped on Sept. 7 to rest his arm.
- ◆ Overall Major League hitters hit .260 (205-788) off him with 15 HR... LH hitters hit .271 (110-406) with 10 HR & RH hitters hit .248 (95-383) with 5 HR... Indians were 18-13 (.581) in his starts as he went into the 6<sup>th</sup> inning in 26 of his 31 starts (83.9%)... Pitched into the 7<sup>th</sup> inning in 15 of his 31 assignments (48.4%).
- ◆ Made 2 starts in the post-season and was outstanding, compiling a mark of 1-0 with a 1.23 ERA (14.2IP, 9H, 2R/ER) and tossed the first complete game by an Indians pitcher since Bob Lemon in game 1 of the 1954 World Series in game 3 of the ALCS vs. New York (9.0IP, 4H, 1R/ER, 4BB, 3SO)... The game 3 ALCS win was his first career post-season victory.

### PRO CAREER

**1997** Spent 5 stints at the major league level between Cleveland and AAA Buffalo after winning the number 5 spot in the rotation out of spring training... Made his major league debut on 4/4 in Anaheim and did not get a decision... Didn't make it out of the 1st inning in his 2<sup>nd</sup> start at Seattle on 4/9 (0.2IP, 3H, 6R/ER, 4BB) and was optioned to Buffalo 2 days later on 4/11... Was recalled for a 2<sup>nd</sup> time on 4/26... Made 2 starts before his 2<sup>nd</sup>

option to Buffalo on 5/10... Made 2 more starts at Buffalo before his recall for the 3<sup>rd</sup> time on 5/28... In his first start of his 3<sup>rd</sup> stint on 6/7 at Boston he picked up his first major league win (7.0IP, 8H, 4R/ER, 2BB, 5SO)... Was optioned back to Buffalo on 6/17 and in his first start back for the Bisons he tossed a 9.0 inning no-hitter vs. New Orleans (Houston AAA) on 6/20 in Buffalo... Walked the 2<sup>nd</sup> batter of the game (who was later caught stealing) and retired the last 25 batters he faced... Spent the rest of the first half of the season at Buffalo before his 4<sup>th</sup> recall on 7/13... His 4<sup>th</sup> stint was his longest of the season, lasting from 7/13-8/24 (8GS)... Went 1-4 on stint #4 with a 5.10 ERA in 8 starts (1CG, 47.2IP, 52H, 27ER, 13BB, 29SO) and lost his last 4 decisions... On three occasions over the 7GS winless span he left the game with a lead as the pitcher of record, only to have the Tribe closer blow the lead and his win in the 9th inning (8/3, 8/8, 8/15)... Tossed his 1<sup>st</sup> ML CG in his start on 7/28 (day) vs. Anaheim (9.0IP, 9H, 2R/ER), but fell to 2-5 in the 2-0 Anaheim win (Springer CG)... Was optioned to Buffalo on 8/24 and spent the remainder of the regular season with the Bisons until his 5<sup>th</sup> and final recall on 9/6... Last 2 outings came in relief, making his first relief appearance at the ML level on 9/24 vs. New York... Was 1-0 as reliever in 2 games w/a 3.60 ERA (5.0IP, 5H, 2ER, 8SO)... Indians were 6-11 (.353) over his 17 starts... Won his first 7 starts at AAA... American Association hitters hit at a .221 (45-204) off him... Buffalo was 8-2 over 10GS... 1996 Tribe's top pitching prospect again hampered with arm injuries in 1996 despite putting up impressive numbers... Began the season in the starting rotation for the Class AA Canton-Akron Indians... Made 9 starts at AA before being placed on the disabled list on 5/30 with a sprained ligament in his right elbow... Was activated from the disabled list on 7/24... Made 3 starts after returning from the DL before converting to a reliever... Made first relief appearance since '93 in the Dominican League on 8/5 vs. Portland (2.0IP, 1H, 0R, 1SO)... Promoted to AAA Buffalo on 8/6 and spent the remainder of the season in the bullpen with the Bisons... Did not appear in the post-season for the Bisons... With AA Canton-Akron he held Eastern League hitters to a .196 (44-225) average against... The opposition hit just .118 (6-51) off him with runners in scoring position... Struck out a season-high 11 on 5/19 at Reading (7.0IP, 5H, 0R, 3BB)... Earned EL player of the week honors for the effort... At Buffalo he appeared in 8 games, all out of the bullpen... Played winter ball for Aguilas of the Dominican Winter League following the season... Posted a record of 4-1 with a 0.21 ERA in 10 starts and was named pitcher of the year for his effort (43.2IP, 24H, 4R/1ER, 10BB, 39SO)... Lowest ERA in DWL history... Added to the 40-man roster on 11/20 when his contract was purchased from AAA Buffalo... 1995 Enjoyed outstanding season at Class A Kinston of the Carolina League... Led the Carolina League in strikeouts with 196... Also finished 2nd in the Carolina League in ERA (1.96) and 2nd in wins (13) despite missing the last month of the season with a bone bruise in his right elbow... Was named Carolina League Pitcher of the Year following the season... His 10.63 SO/9.0 innings pitched was the highest total in the Carolina League and the 2nd highest among all Single A starting pitchers... His .202 (91-451) average against was the 3rd lowest among CL starters and 5th among Single A starters... Won 6 straight decisions between 5/11-6/13... Over the 7 start span he was 6-0 with a 1.36 ERA (46.1IP, 30H, 7ER)... Worked 6.0 or more innings in 17 of his 21 starts... Allowed 2 runs or less in 16 of those 17 6.0+ inning starts... Participated in the Carolina League mid-season All-Star Game... Was 3-0 with a 3.18 ERA (28.1IP, 21H, 10ER) in 5 starts in July before going on the disabled list on 8/1 with a bone bruise in his right elbow... Did not pitch the rest of the season... Rehabbed the arm in the Florida Instructional League after the season in Winter Haven, FL but did not pitch in any FIL contests... 1994 Spent second professional season with short-season Burlington... Finished tied for second in wins (7) in the Appalachian League and 3rd in strikeouts (84)... Also finished 5th in average against among starting pitchers (.192) in the AL and 1st in total chances (32) and assists (26) among hurlers... 1993 Spent first professional season in the with Santiago of the Dominican Summer League... Was 2nd in the Cibao Division in ERA (2.59) and 4th with 48 strikeouts... Allowed just 44 hits in 66 innings pitched.

### PERSONAL/MISC.

Full name **BARTOLO COLON**... Married: Wife's name is Rosanna... The couple has one child, Bartolo (9/19/97)... Resides in Puerto Plata, DR and Westlake, OH... Signed by Dominican Scout Winston Llenas... Brother, Jose, has pitched in the Tribe's Dominican Summer League program over the last two seasons (1997-98).

### DIVISION SERIES RECORD

YEAR	CLUB	W	L	ERA	G	GS	CG	SHO	SV	IP	H	R	ER	BB	SO
1998	CLEVELAND	0	0	1.59	1	1	0	0	0	5.2	5	1	1	3	3

### CHAMPIONSHIP SERIES RECORD

YEAR	CLUB	W	L	ERA	G	GS	CG	SHO	SV	IP	H	R	ER	BB	SO
1998	CLEVELAND	1	0	1.00	1	1	1	0	0	9.0	4	1	1	0	3

### ALL-STAR GAME RECORD

YEAR	CLUB	W	L	ERA	G	GS	CG	SHO	SV	IP	H	R	ER	BB	SO
1998	CLEVELAND	1	0	27.00	1	0	0	0	0	1.0	2	3	3	1	1

YEAR	CLUB	W	L	ERA	G	GS	CG	SHO	SV	IP	H	R	ER	BB	SO
1993	Dom. Lge.	6	1	2.59	11	10	2	1	1	66.0	44	24	19	33	43
1994	Burlington	7	4	3.14	12	12	0	0	0	66.0	46	32	23	44	84
1995	Kinston	13	3	1.96	21	21	0	0	0	128.2	91	31	28	39	*152
1996	Cant.-Akron	2	2	1.74	13	12	0	0	0	62.0	44	17	12	25	56
	Buffalo	0	0	6.00	8	0	0	0	0	15.0	16	10	10	8	19
1997	Buffalo	7	1	2.22	10	10	1	1	0	56.2	45	15	14	23	54
	CLEVELAND	4	7	5.65	19	17	1	0	0	94.0	107	66	59	45	66
1998	CLEVELAND	14	9	3.71	31	31	6	2	0	204.0	205	91	84	79	158
Minor Lg. Totals		35	11	2.42	75	65	3	2	1	394.1	286	129	106	172	408
CLEVELAND TOTALS		18	16	4.32	50	48	7	2	0	298.0	312	157	143	124	224
American League		18	16	4.32	50	48	7	2	0	298.0	312	157	143	124	224
National League		—	—	—	—	—	—	—	—	—	—	—	—	—	—
M. L. TOTALS		18	16	4.32	50	48	7	2	0	298.0	312	157	143	124	224

M.L. HRs ALLOWED: 1997 - 12; 1998 - 15. Total: 27.

1993 - Signed by the Cleveland Indians as a minor league free agent, June 26.

SEASON	1998						CAREER					
	W-L-S	ERA	IP	H	ER	SO	W-L-S	ERA	IP	H	ER	SO
HOME	9-4-0	3.98	113.0	122	50	87	11-7-0	4.14	156.2	170	72	117
ROAD	5-5-0	3.36	91.0	83	34	71	7-9-0	4.52	141.2	142	71	107
vs. Balt.	0-1-0	6.75	5.1	5	4	3	0-1-0	6.75	5.1	5	4	3
Bos.	0-2-0	3.86	18.2	22	8	14	1-3-0	4.83	31.2	40	17	21
N.Y.	1-0-0	0.00	8.0	3	0	10	1-0-0	0.90	10.0	4	1	12
T.B.	2-0-0	2.49	21.2	20	6	12	2-0-0	2.49	21.2	20	6	12
Tor.	1-1-0	6.63	19.0	21	14	24	1-1-0	5.76	25.0	27	16	27
A.L. EAST	4-4-0	3.96	72.2	71	32	63	5-5-0	4.23	93.2	96	44	75
vs. Chi	1-0-0	4.91	7.1	7	4	6	2-0-0	4.91	18.1	20	10	13
Cle.	—	—	—	—	—	—	—	—	—	—	—	—
Det.	1-0-0	6.00	6.0	7	4	4	1-1-0	4.50	12.0	12	6	9
K.C.	2-0-0	1.13	16.0	15	2	11	2-1-0	2.75	19.2	21	6	12
Minn.	0-2-0	4.42	18.1	20	9	9	2-2-0	4.44	26.1	27	13	19
A.L. CENTRAL	4-2-0	3.59	47.2	49	19	30	7-4-0	4.13	76.1	80	35	53
vs. Ana.	1-1-0	6.53	20.2	29	15	21	1-2-0	5.45	34.2	44	21	31
Oak.	0-1-0	7.71	11.2	19	10	7	0-1-0	7.71	11.2	19	10	7
Sea.	0-0-0	0.00	5.1	2	0	5	0-3-0	7.71	16.1	18	14	11
Tex.	2-1-0	1.96	23.0	16	5	18	2-1-0	3.15	34.1	27	12	26
A.L. WEST	3-3-0	4.45	60.2	66	30	51	3-7-0	5.29	97.0	108	57	75
vs. Chi.	—	—	—	—	—	—	—	—	—	—	—	—
Cin.	—	—	—	—	—	—	—	—	—	—	—	—
Hou.	1-0-0	2.25	8.0	5	2	7	1-0-0	2.25	8.0	5	2	7
Milw.	1-0-0	1.50	6.0	10	1	4	1-0-0	1.80	10.0	14	2	7
Pitt.	1-0-0	0.00	9.0	4	0	3	1-0-0	0.00	9.0	4	0	3
St. L.	—	—	—	—	—	—	0-0-0	6.75	4.0	5	3	4
N.L. CENTRAL	3-0-0	1.17	23.0	19	3	14	3-0-0	2.03	31.0	28	7	21
PRE-ASG	9-4-0	2.46	124.1	100	34	98	10-6-0	3.22	151.0	131	54	119
POST-ASG	5-5-0	5.65	79.2	105	50	60	8-10-0	5.45	147.0	181	89	105
START	14-9-0	3.71	204.0	205	84	158	17-16-0	4.33	293.0	307	141	216
RELIEF	—	—	—	—	—	—	1-0-0	3.60	5.0	5	2	8
IN APRIL	1-1-0	3.34	29.2	29	11	27	1-2-0	5.03	39.1	42	22	34
MAY	3-2-0	3.06	47.0	37	16	43	3-3-0	3.06	53.0	42	18	48
JUNE	4-1-0	1.30	41.2	24	6	24	5-1-0	2.22	52.2	37	13	33
JULY	3-2-0	4.15	39.0	47	18	28	4-5-0	4.41	65.1	76	32	44
AUGUST	2-1-0	5.46	29.2	38	18	21	2-2-0	5.47	51.0	61	31	34
SEPT/OCT	1-2-0	7.94	17.0	30	15	15	3-3-0	6.63	36.2	54	27	31

#### COLON'S GAME HIGHS

**NO-HITTER:** — ; **1-HITTER:** — ; **2-HITTER:** — ; **3-HITTER:** — ; **4-HITTER:** 3, most recently on June 8, 1998 vs. Pittsburgh; **K's:** 14, May 29, 1998 at Toronto; **WINNING STREAK:** 5 games, June 8 thru July 2, 1998; **LAST CG:** July 15, 1998 at Boston (8.0IP); **LAST CG SHO:** June 8, 1998 vs. Pittsburgh (4-hitter); **CAREER 10+ STRIKEOUT GAMES:** 3, most recently on June 21, 1998 vs. New York (10)

#### COLON/ML FIELDING

YEAR	PCT	G	PO	A	E	TC	DP
1997	.821	19	6	17	5	28	3
1998	.979	31	13	34	1	48	1
<b>Totals</b>	<b>.921</b>	<b>50</b>	<b>19</b>	<b>51</b>	<b>6</b>	<b>76</b>	<b>4</b>



Wil

## CORDERO

1

**Age:** 27, born October 3, 1971 in Mayaguez, PR

**Position:** Outfielder/Infielder

**Bats:** R                      **Height:** 6-2

**Throws:** R                      **Weight:** 200

**ML Service:** 6 + 059

**Contract Status:** Signed thru 1999.

**Acquired:** February 3, 1999; Signed by Cleveland to a free agent major league contract for the 1999 season.

### 1998 SEASON HIGHLIGHTS

- ◆ Appeared in 96 games for the Chicago White Sox after signing with the club at the end of spring training as a free agent on March 23...Began the season at Birmingham, appearing in 11 games, before making his White Sox debut on April 23 at Cleveland after his recall earlier in the day and homered on the first pitch he saw in 1998 from Jaret Wright.
- ◆ Was one of seven White Sox players to reach double figures in homers, starting 81 games at first base (83 apps.), six in right field and three in left field...Enjoyed a hot second half, hitting .293 (41-140) with 5 HR & 20 RBI in 39 games...Hit .368 (14-38) in September.
- ◆ Went 2 for 4 with 2 HR and a career-high 5 RBI on April 29 at Baltimore...Also hit his 2nd career grand slam off Sidney Ponson...It was also his 2nd career two homer game...White Sox declined his 1999 option after the season, thus making him a free agent...Hit .333 (32-96) for Mayaguez in the Puerto Rican Winter League after the season with 6 HR & 23 RBI in 26 games for the Puerto Rican League Champions.

### PRO CAREER

**1997** Established career highs in games played (140), at-bats (570), runs scored (72), hits (160), total bases (246), home runs (18) and RBI (72) in his second season with Boston...Batted .300 (30-100) with five home runs and 17 RBI in April and .327 (35-107) with three homers and 12 RBI in May...Was hitting .300 (84-280) with 11 HR & 41 RBI at the All-Star Break...Played 137 games in left field...Compiled a career-high, 11-game hitting streak from 9/17-28, going 19-43 (.442)...Collected a career-high five hits (5-6) on 5/22 at New York, tying the major-league season high...Matched his then career high with four RBI on 5/23 at New York...Was released following the season finale at Toronto on 9/28...**1996** Spent his first season with Boston after being acquired from Montreal in the off-season as part of a five-player trade...Started the first 13 games at second base, hitting .120 (6-50)...Batted .364 (39-107) over his next 23 games to raise his average to .287...Hit his first home run on 5/12 at Toronto while starting at first base for the first time in his career...Suffered a fractured right tibia in the ninth inning of a 16-4 victory on 5/20 vs. Oakland when George Williams slid into second base to break up a double play...Was on the disabled list from 5/21-8/12...Hit .293 (12-41) in his final 21 games...Made his final start at second base on 8/17 and was used strictly as a pinch hitter and designated hitter for the rest of the season...Batted in every spot in the order except ninth...Finished second in the Puerto Rican Winter League with a .344 (42-122) average for Mayaguez...**1995** Ranked fifth in the National League with a career-high 35 doubles, marking his third consecutive season with 30 or more doubles...Led Montreal with 147 hits and 514 at-bats...Made 105 starts at shortstop, including 29 straight to open the season, before making his final 26 in left field after replacing an injured Moises Alou on 8/26...Was one of two batters in 1995 to collect three hits off Greg Maddux, going 3-4 with a home run on 8/4 vs. Atlanta...Collected a season-high four hits on 5/16 vs. Cincinnati...Broke up Mike Morgan's no-hit bid on 7/3 at St. Louis with a one-out, infield single in the ninth inning...Played for Mayaguez in the Puerto Rican Winter League...**1994** Was named to the NL All-Star Team in his second season as the Expos' shortstop...Went 0-2 in the game after replacing Ozzie Smith in the seventh inning...Won the Silver Slugger Award for offensive excellence at his

position...Led NL shortstops with a .294 average, 10 home runs and 49 RBI and was third with 16 stolen bases...His 10 home runs broke Hubie Brooks' club record for shortstops...Hit .332 (65-196) with nine home runs and 20 doubles over his final 51 games... Drew a career-high four walks on 5/9 vs. the Mets...Was ejected on 7/31 at Florida for his role in an altercation with Chuck Carr, who had spiked him while sliding into second base...**1993** Ranked fourth among National League rookies in RBI (58), sixth in stolen bases (12) and seventh in home runs (10)...Became the first shortstop in Expos history to record 10 home runs and 10 stolen bases...Made 129 starts at shortstop...Drove in 16 runs in his final 16 games...Hit eight of his 10 home runs at Olympic Stadium...Played for Mayaguez in the Puerto Rican Winter League...**1992** Was recalled by Montreal on 7/24...Made his major-league debut on 7/24 vs. Los Angeles and collected singles in his first two at-bats off Ramon Martinez...Collected his first RBI on 7/29 vs. Philadelphia and hit his first home run, a three-run shot, on 9/18 vs. the Mets...Started 34 games overall, including eight at second base, his first action at that position since high school...Played in 52 games at Class AAA Indianapolis, hitting .314 before being recalled by Montreal on 7/24...Was ranked the No. 7 Prospect in the American Association by *Baseball America*...**1991** Spent the entire season at Indianapolis before he fractured the fifth metacarpal of his left hand on 7/31 after being hit by a pitch...Was chosen the No. 3 Prospect in the American Association and No. 1 Prospect in the Montreal organization for the second straight year...Hit two home runs off Rochester's Mike Mussina on 5/23...Played for Mayaguez in the Puerto Rican Winter League, and at age 19, was named the youngest Most Valuable Player in the history of the league...**1990** Was selected to the mid-season All-Star Team while playing for Class AA Jacksonville...Played for Mayaguez in the Puerto Rican Winter League, where he was selected the Rookie of the Year and All-Star shortstop...**1989** At age 17, was the youngest player ever invited to Montreal's major-league camp...Began the season at Class A West Palm Beach, where he was named the Florida State League All-Star shortstop...Was promoted to Jacksonville on 7/17...Was named the No. 5 Prospect in the organization in a post-season poll by *Baseball America*...**1988** Was signed by Montreal on 5/24 at age 16, the day his high school grades were posted...Played in 115 games for Class A Jamestown in the New York-Penn League.

#### PERSONAL/MISC.

Full name **WILFREDO NIEVA CORDERO**...Married, wife's name is Ana...The Corderos have two children: a girl, Wilanny (2) and a boy, Wilfredo, Jr. (1). They reside in Mayaguez, Puerto Rico...Cordero attended Centro de Servicios Secondary School in Mayaguez, PR

YEAR	CLUB	AVG	G	AB	R	H	2B	3B	HR	RBI	BB	SO	SB
1988	Jamestown	.258	52	190	18	49	3	0	2	22	15	44	3
1989	W.Palm Beach	.277	78	289	37	80	12	2	6	29	33	58	2
	Jacksonville	.215	39	121	9	26	6	1	3	17	12	33	1
1990	Jacksonville	.234	131	444	63	104	18	4	7	40	56	122	9
1991	Indianapolis	.261	98	360	48	94	16	4	11	52	26	89	9
1992	Indianapolis	.314	52	204	32	64	11	1	6	27	24	54	6
	Montreal	.302	45	126	17	38	4	1	2	8	9	31	0
1993	Montreal	.248	138	475	56	118	32	2	10	58	34	60	12
1994	Montreal	.294	110	415	65	122	30	3	15	63	41	62	16
1995	Montreal	.286	131	514	64	147	35	2	10	49	36	88	9
1996	Boston	.288	59	198	29	57	14	0	3	37	11	31	2
	GCL Red Sox	.300	3	10	1	3	0	0	1	3	0	2	0
	Pawtucket	.300	4	10	2	3	1	0	1	2	2	3	0
1997	Boston	.281	140	570	82	160	26	3	18	72	31	122	1
1998	Chicago (AL)	.267	96	341	58	91	18	2	13	49	22	66	2
	Birmingham	.286	11	35	6	10	2	0	2	11	7	3	0
Minor Lg. Totals		.260	468	1663	216	433	69	12	39	203	175	408	30
CLEVELAND TOTALS		—	—	—	—	—	—	—	—	—	—	—	—
American League		.278	295	1109	169	306	58	5	34	158	64	219	5
National League		.278	424	1530	202	425	101	8	37	176	120	241	37
M. L. TOTALS		.278	719	2639	371	733	159	13	71	336	184	460	42

1988 -Signed by the Montreal Expos as a free agent, May 24.

1996 -Acquired by the Boston Red Sox, along with Bryan Eversgerd, from the Expos in exchange for Shayne Bennett, Ryan McGuire and Rheal Cormier, January 10.

1998 -Signed by the Chicago White Sox as a free agent, March 23.

1999 -Signed by the Cleveland Indians as a free agent, February 3.

ALL-STAR GAME RECORD

YEAR CLUB	AVG	G	AB	R	H	2B	3B	HR	RBI	BB	SO	SB
1994 Montreal	.000	1	2	0	0	0	0	0	0	0	0	0

	1998					CAREER				
	AB	H	HR	RBI	BA	AB	H	HR	RBI	BA
SEASON	341	91	13	49	.267	2639	733	71	336	.278
HOME	152	39	5	22	.257	1228	332	34	161	.270
ROAD	189	51	8	27	.275	1411	401	37	175	.284
vs. Balt.	8	2	2	5	.250	57	16	4	14	.281
Bos.	23	5	1	4	.217	23	5	1	4	.217
N.Y.	25	7	1	2	.280	81	24	3	11	.296
T.B.	14	5	1	2	.357	14	5	1	2	.357
Tor.	23	4	0	2	.174	101	34	3	19	.337
A.L. EAST	93	23	5	15	.247	276	84	12	50	.304
Chi.	—	—	—	—	—	36	13	0	4	.361
Cle.	25	6	2	5	.240	98	19	3	14	.194
Det.	37	14	3	8	.378	81	29	5	14	.358
K.C.	29	12	1	8	.414	96	27	2	13	.281
Minn.	32	9	0	2	.281	82	23	0	8	.280
A.L. CENTRAL	123	41	6	23	.333	393	111	10	53	.282
vs. Ana.	25	4	1	1	.160	87	22	2	12	.253
Oak.	27	7	0	2	.259	93	27	1	11	.290
Sea.	26	6	1	2	.231	78	19	4	10	.244
Tex.	12	3	0	3	.250	73	23	2	10	.315
A.L. WEST	90	20	2	8	.222	331	91	9	43	.275
vs. Chi.	12	2	0	2	.167	129	42	3	15	.326
Cin.	8	1	0	1	.250	117	28	3	9	.239
Hou.	5	1	0	0	.200	113	27	1	10	.239
Milw.	4	0	0	0	.000	61	12	3	9	.197
Pitt.	1	1	0	0	1.000	99	28	0	11	.283
St. L.	5	2	0	0	.400	132	43	1	11	.326
N.L. CENTRAL	35	7	0	3	.200	651	180	11	65	.276
PRE-ASG	201	50	8	29	.249	1510	425	44	199	.281
POST-ASG	140	41	5	20	.293	1129	308	27	137	.273
vs. RHP	239	64	7	37	.268	1897	516	52	244	.272
vs. LHP	102	27	6	12	.263	742	217	19	92	.292
PINCH HITTING	4	2	0	1	.500	19	10	0	8	.526
DES. HITTING	—	—	—	—	—	33	8	1	7	.242
IN APRIL	29	8	3	9	.276	399	106	12	64	.266
MAY	87	21	3	8	.241	567	160	12	60	.282
JUNE	73	18	1	8	.247	434	123	12	55	.283
JULY	61	17	3	11	.279	436	125	16	65	.287
AUGUST	53	13	1	5	.245	422	109	6	40	.258
SEPT/OCT	38	14	2	8	.368	381	110	13	52	.289

CORDERO'S GAME HIGHS

**HITS:** 5, May 22, 1997 at New York (AL); **HR:** 2, twice, last on April 29, 1998 at Baltimore; **RBI:** 5, April 29, 1998 at Baltimore; **SB:** 2, twice, last on May 28, 1995 at Los Angeles; **HITTING STREAK:** 11 games, September 17-28, 1997; **CAREER GRAND SLAMS:** 2, last on April 29, 1998 at Baltimore off Sidney Ponson.

CORDERO/ML FIELDING

YEAR	PCT	G	PO	A	E	TC	DP
1992	.947	44	51	92	8	151	12
1993	.937	136	163	373	36	572	61
1994	.952	109	124	316	22	462	56
1995	.939	63	120	111	15	246	19
1996	.950	38	82	110	10	202	21
1997	.992	138	248	11	2	261	4
1998	.991	101	713	66	7	786	78
<b>TOTALS</b>	<b>.963</b>	<b>629</b>	<b>1501</b>	<b>1079</b>	<b>100</b>	<b>2680</b>	<b>251</b>

## Jacob

**CRUZ****51****Age:** 26, born January 28, 1973 in Oxnard, CA**Position:** Outfielder**Bats:** L                      **Height:** 6-0**Throws:** L                      **Weight:** 179**ML Service:** 0 + 089**Contract Status:** Signed thru 1999.

**Acquired:** July 23, 1998; Acquired from the San Francisco Giants along with RHP Steve Reed in exchange for RHP Jose Mesa, LHP Alvin Morman & INF Shawon Dunston.

### 1998 SEASON HIGHLIGHTS

- ◆ Was acquired along with RHP Steve Reed in the Jose Mesa trade prior to the trading deadline and continued to put together an outstanding AAA season after being optioned to Buffalo after the trade of July 23.
- ◆ Overall at AAA Fresno & Buffalo, Jacob hit .309 (158-511) with 102 RS, 25 2B, 31 HR & 98 RBI in 132 games...His 31 HR would have ranked tied for 4<sup>th</sup> in the International League had he played a full season while his 98 RBI would have ranked 6<sup>th</sup>...His hits (158) would have been T4<sup>th</sup> and his 102 RS T3<sup>rd</sup>.
- ◆ Began the season at AAA Fresno after being optioned out of spring training on March 30...Spent the first two and a half months of the season at AAA before being recalled to San Francisco on June 16...Appeared in 3 games with the Giants, all as a pinch-hitter and went 0 for 3 with 2 strikeouts...Was optioned back to AAA on June 20.
- ◆ Spent another month with the Grizzlies before being acquired by the Indians and optioned to AAA Buffalo...Had a hot August with the Bisons, hitting .320 (39-122) with 10 HR & 29 RBI in 31 games and was named IL Player of the Week, August 24-30 (4HR, 13RBI).
- ◆ Jacob hit .310 (13-42) in 12 IL & AAA World Series playoff games with 4 2B & 5 RBI...Was recalled by Cleveland on Sept. 26 after the AAA World Series vs. New Orleans and struck out in his only at bat on Sept. 27 at Minnesota (PH), the last day of the season...Was not eligible for the post-season, but traveled with the club during the Division Series and ALCS.
- ◆ Overall at Fresno & Buffalo, Jacob hit .306 (106-346) off RHP with 20 HR & 59 RBI and .315 (52-165) off LHP with 11 HR & 39 RBI...He also hit a combined .285 (39-137, 67RBI) with runners in scoring position and .288 (64-222) with men on base...Played winter ball for Hermosillo in the Mexican Winter League after the season, appearing in 18 games (.254, 2HR, 11 RBI) before being shutdown with bone chips in his left elbow in late November...Had surgery to remove the chips in Cleveland performed by Dr. Louis Keppler on December 2.

### PRO CAREER

**1997** Split season between triple-A Phoenix and San Francisco...Had 2 different stints with Giants, Aug. 17-24 and Sept. 1 through end of year...Appeared in 11 games (3 starts) after 2nd recall, going combined 2-for-17 with 3 walks, 2B, RBI and run scored...Posted stellar numbers with Firebirds on year, among Pacific Coast League leaders in avg. (1st, .361), hits (2nd, 178), doubles (1st, 45), RBI (5th, 94), on base pct. (1st, .434), runs scored (2nd, 97) and extra-base hits (6th, 60)...Overall w/Phoenix, he hit a league-best .361 (178-for-493) with 45 2Bs, 3 3Bs, 12 HRs, 94 RBI, 64 BBs, 64 SOs and 18 SBs (3 CSs) in 127 games...His batting average was 2nd best in Firebirds history...Selected Topps PCL Player of Month for July after hitting .385 with 11 2Bs, 3 HRs, 18 RBI and 5 stolen bases...Also garnered organization's Triple-A Player of Month honors 3 times during year, winning award in April, June and July...Had 25-game hitting streak from 5/30-6/26...Also earned Howe SportsData PCL Player of the Week 6/22-28...Was also named 1997 Blue Cross/Blue Shield Ironman Player of Year as well as MVP of the Phoenix club for the 2<sup>nd</sup> straight year...**1996** Split season between AAA Phoenix and

San Francisco...Had contract purchased from AAA Phoenix on 7/18, thus becoming the first member of the Giants' 1994 draft class to make it to the big leagues...Made ML debut that night vs. LA, going 0-4 w/3SO...Collected 1<sup>st</sup> ML hit on 7/19 vs/ LA, slugging a solo HR off Tom Candiotti, becoming first Giant to HR for 1<sup>st</sup> ML hit since Mark Leonard on 9/21/90 at LA...Appeared in 15 games w/SF from 7/18-8/5, going 10-45 (.222) with 2 2B, 2 HR & 3 RBI (18SO)...Was optioned back to Phoenix on 8/6...Spent a month with the Firebirds before being recalled for a final time on 9/2 when rosters were expanded...Played in 18 of the remaining 26 games during final recall, making 6 starts...Named MVP of the Phoenix club...Following the season he played for Occidente in the Venezuelan Winter League...**1995** Logged 1<sup>st</sup> full season of pro ball with AA Shreveport...Helped Captains to Texas League Championship and best winning % in minor league baseball...Ranked among Giants organizational leaders in average (8<sup>th</sup>, .297) and RBI (3<sup>rd</sup>, 77)...Was selected for both the AA All-Star Game and the Tex-Mex All-Star Game...Also named to TL Post-Season All-Star Team...Finished 2<sup>nd</sup> in the TL in runs (88) and doubles (33)...Started 118 games in the outfield and led TL outfielders with a .996 fielding %...Spent off-season in the Hawaiian Winter League with West Oahu...**1994** Began pro career with San Jose, appearing in 31 games after joining club in late June...Was the 32<sup>nd</sup> overall pick in the 1994 draft and the 2<sup>nd</sup> 1<sup>st</sup> round pick by the Giants...His supplemental selection was compensation from Will Clark signing with the Texas Rangers.

### PERSONAL/MISC.

Full name **JACOB CRUZ**...Single...Resides in Gilbert, AZ...Graduated from Channel Islands (CA) High School in 1991...Named Mizuno All-American as senior...Also earned All-CIF accolades in both junior and senior years...Played for gold medal-winning West squad at Junior Olympic Festival...Was the 45<sup>th</sup> round pick by the California Angels in the 1991 draft out of high school in 1991...Played three years at Arizona State, he hit .361 with 25 HRs and 130 RBI...As junior in 1994, led ASU to 2nd straight berth in College World Series...Paced Sun Devils attack with .393 mark and 105 hits in route to 2nd team All-American accolades by *Baseball America*...Named PAC-10 South Player of the Year after just missing out on triple crown.

YEAR	CLUB	AVG	G	AB	R	H	2B	3B	HR	RBI	BB	SO	SB
1994	San Jose	.246	31	118	14	29	7	0	0	12	9	22	0
1995	Shreveport	.297	127	458	88	136	33	1	13	77	57	72	9
1996	Phoenix	.285	121	435	60	124	26	4	7	75	62	77	5
	San Francisco	.234	33	77	10	18	3	0	3	10	12	24	0
1997	Phoenix	*.361	127	493	97	178	*45	3	12	94	64	64	18
	San Francisco	.160	16	25	3	4	1	0	0	3	3	4	0
1998	Fresno	.298	89	342	60	102	17	3	18	62	46	57	12
	San Francisco	.000	3	3	0	0	0	0	0	0	0	2	0
	Buffalo	.331	43	169	32	56	8	2	13	36	13	26	2
	CLEVELAND	.000	1	1	0	0	0	0	0	0	0	1	0
Minor Lg. Totals		.312	538	2015	351	628	136	13	63	357	251	318	46
CLEVELAND TOTALS		.000	1	1	0	0	0	0	0	0	0	1	0
<b>American League</b>		<b>.000</b>	<b>1</b>	<b>1</b>	<b>0</b>	<b>0</b>	<b>0</b>	<b>0</b>	<b>0</b>	<b>0</b>	<b>0</b>	<b>1</b>	<b>0</b>
<b>National League</b>		<b>.210</b>	<b>52</b>	<b>105</b>	<b>13</b>	<b>22</b>	<b>4</b>	<b>0</b>	<b>3</b>	<b>13</b>	<b>15</b>	<b>30</b>	<b>0</b>
<b>M.L. TOTALS</b>		<b>.208</b>	<b>53</b>	<b>106</b>	<b>13</b>	<b>22</b>	<b>4</b>	<b>0</b>	<b>3</b>	<b>13</b>	<b>15</b>	<b>31</b>	<b>0</b>

1991 -Selected by the California Angels in the 45<sup>th</sup> round of the June draft (did not sign).

1994 -Selected by the San Francisco Giants as their 2nd pick of the 1st round (32nd overall) of the June draft.

1998 -Acquired by the Cleveland Indians, along with Steve Reed, from the Giants in exchange for Jose Mesa, Al Morman and Shawon Dunston, July 23.

	1998					CAREER				
	AB	H	HR	RBI	BA	AB	H	HR	RBI	BA
SEASON	4	0	0	0	.000	106	22	3	13	.208
HOME	3	0	0	0	.000	57	11	3	7	.193
ROAD	1	0	0	0	.000	49	11	0	6	.224
vs. Balt.	—	—	—	—	—	—	—	—	—	—
Bos.	—	—	—	—	—	—	—	—	—	—
N.Y.	—	—	—	—	—	—	—	—	—	—
T.B.	—	—	—	—	—	—	—	—	—	—
Tor.	—	—	—	—	—	—	—	—	—	—
A.L. EAST	—	—	—	—	—	—	—	—	—	—
Chi.	—	—	—	—	—	—	—	—	—	—
Cle.	—	—	—	—	—	—	—	—	—	—
Det.	—	—	—	—	—	—	—	—	—	—
K.C.	—	—	—	—	—	—	—	—	—	—
Minn.	1	0	0	0	.000	1	0	0	0	0
A.L. CENTRAL	1	0	0	0	.000	1	0	0	0	0
vs Ana.	—	—	—	—	—	—	—	—	—	—
Oak.	—	—	—	—	—	4	1	0	0	.250
Sea.	—	—	—	—	—	—	—	—	—	—
Tex.	—	—	—	—	—	—	—	—	—	—
A.L. WEST	—	—	—	—	—	4	1	0	0	.250
vs. Chi.	—	—	—	—	—	11	2	0	0	.182
Cin.	—	—	—	—	—	7	3	0	1	.429
Hou.	—	—	—	—	—	10	2	0	0	.200
Milw.	—	—	—	—	—	—	—	—	—	—
Pitt.	—	—	—	—	—	15	3	1	4	.200
St. L.	—	—	—	—	—	4	1	0	0	.250
N.L. CENTRAL	—	—	—	—	—	47	11	1	5	.234
PRE-ASG	3	0	0	0	.000	3	0	0	0	.000
POST-ASG	1	0	0	0	.000	103	22	3	13	.214
vs. RHP	3	0	0	0	.000	92	18	2	7	.196
vs. LHP	1	0	0	0	.000	14	4	1	6	.286
PINCH HITTING	4	0	0	0	.000	18	2	0	0	.111
DES. HITTING	—	—	—	—	—	—	—	—	—	—
IN APRIL	—	—	—	—	—	—	—	—	—	—
MAY	—	—	—	—	—	—	—	—	—	—
JUNE	3	0	0	0	.000	3	0	0	0	.000
JULY	—	—	—	—	—	37	8	2	3	.216
AUGUST	—	—	—	—	—	16	4	0	2	.250
SEPT/OCT	1	0	0	0	.000	50	10	1	8	.200

**CRUZ' GAME HIGHS**

**HITS:** 3, September 6, 1996 at Cincinnati; **HR:** 1, three times, last on September 14, 1996 vs. Pittsburgh; **RBI:** 3, on September 14, 1996 vs. Pittsburgh; **RUNS:** 2, August 24, 1997 at Pittsburgh; **SB:** N/A; **HITTING STREAK:** 3 games, two times, last July 23-25, 1996; **CAREER GRAND SLAMS:** N/A.

**CRUZ/ML FIELDING**

YEAR	PCT	G	PO	A	E	TC	DP
1996	.977	23	41	1	1	43	0
1997	.933	11	12	2	1	15	1
<b>Totals</b>	<b>.966</b>	<b>34</b>	<b>53</b>	<b>3</b>	<b>2</b>	<b>58</b>	<b>1</b>



Einar

**DIAZ**

**2**

**Age:** 26, born December 28, 1972  
at Chiriqui, Panama

**Position:** Catcher

**Bats:** R                      **Height:** 5-10

**Throws:** R                    **Weight:** 165

**ML Service:** 0+082

**Contract Status:** Signed thru 1999.

**Acquired:** October 5, 1990; Signed by the Cleveland Indians as a non-drafted free agent.

### 1998 SEASON HIGHLIGHTS

- ◆ Began the season at AAA Buffalo after being designated for assignment at the end of spring training (on 3/29) and outrighted to Buffalo on April 7 after clearing waivers...Spent most of the season with the Bisons, hitting a career-high .313 (130-415) with 21 2B, 3 3B, 8 HR & 63 RBI in 115 games for Buffalo.
- ◆ The .313 average led all International League catchers and earned him a spot on the IL Post-Season All-Star Team...The .313 average was the 8<sup>th</sup> highest mark in the IL...Hit .297 (27-91) at Buffalo off LHP with 2 HR & 14 RBI and .318 (103-324) off RHP with 6 HR & 49 RBI...He also hit a team-best .382 (42-110) with runners in scoring position with 3 HR & 56 RBI...Hit .330 (66-200) w/5 HR & 35 RBI in Buffalo and .298 (64-215) on the road with 3 HR & 28 RBI.
- ◆ Threw out 37.2% (42-113) of the baserunners attempting to steal off him at Buffalo in 113 games at catcher (.986 fldg %, 873TC, 12E)...In his minor league career he has now thrown out 39.8% (255-641) of the runners attempting to steal off him.
- ◆ Had his contract purchased from Buffalo by the Indians on August 31, thus making him eligible for post-season...Made 14 starts for the Tribe after August 31, hitting .222 (10-45) in those starts w/2 HR & 9 RBI, including a career-high 3 hits in his '98 debut on August 31 vs. Anaheim.
- ◆ Hit his first major league home run on Sept. 9 at Toronto, a 2-run shot off Woody Williams...Threw out 37.5% (6-16) of the baserunners attempting to steal off him with Cleveland in 17 games at catcher...Indians were 9-5 (.643) in his 14 starts...Hit his 2<sup>nd</sup> HR off Pat Rapp and drove in a career-best 3-runs on Sept. 20 vs. Kansas City.
- ◆ Einar was 0 for 4 in 4 post-season games, starting game 5 of the ALCS vs. New York in place of an injured Sandy Alomar (lower back)...Went 0 for 3 in the start against David Wells.

### PRO CAREER

**1997** Spent the entire regular season at AAA Buffalo before a September promotion to the big league level...Started the season off slowly, hitting .231 (30-130) with 6 2B, 1 HR & 14 RBI over the first two months of the season (40G)...From 6/1 thru the end of the AAA campaign, he hit .277 (56-202) with 12 2B, 2 HR & 17 RBI in 68 games...Appeared in 105 games at catcher and 3 games at third base...He hit .214 (6-28) with 2 RBI in 8 games in the American Association playoffs for the A.A. Champion Bisons...Was recalled to Cleveland on 9/12 after the conclusion of the A.A. playoffs...Appeared in 5 games and made his first and only start at the major league level vs. Minnesota on 9/27 (Night)...Collected his first major league hit and RBI at Kansas City on 9/19 (G1)...Hit RBI double and scored in the 8th inning off Tim Belcher...**1996** Spent most of the regular season with the AA Canton-Akron Indians before making his major league debut with the Tribe after a September call-up...Appeared in 103 games at catcher and made 3 appearances at third base for the Little Indians...Threw out 44 of 128 (34%) baserunners attempting to steal on the season...Also struck out only 22 times in 417 plate appearances...His ratio of 1 strikeout every 18.95 PA was the best among Eastern League batters...Started the season strong, hitting .316 (48-152) with 19 2B, 1 3B, 1 HR & 12 RBI over the

first two months of the season (40G)... Was recalled from AA Canton-Akron to the big league on 9/1 when rosters were expanded after the post-season roster deadline... Made major league debut as a defensive replacement for Tony Pena on 9/9 vs. California... Caught Jose Mesa in the 9th inning of a 4-3 win... First major league plate appearance came in the last game of the regular season on 9/29 at Kansas City... Lined out to 3rd off Hipolito Pichardo in his only ML at bat... Played for the Scottsdale Scorpions in the Arizona Fall League after the season... Hit .294 (35-119) with 10 2B, 2 HR & 18 RBI in 32 games for the AFL Scorpions... **1995** Spent the season with the Kinston Indians of the Carolina League... Led Carolina League catchers with a .992 fielding percentage and also led league receivers with 107 assists... Was on the disabled list from 5/12-19 with a jammed left shoulder... His strikeout per plate appearance ratio of 13.72 was the also the best in the league... Threw out 56 of the 118 runners (47.5%) attempting to steal off him... Appeared in 103 games at catcher and 2 games at third base this season... Raised his average from .216 to .303 from 5/25-6/8 by going 20-45 (.444) with 4 2B, 1 HR & 9 RBI over the 12 game stretch... Named Carolina League Player of the Week between 6/2-8... **1994** Spent the entire season with the Columbus Redstixx, his fourth as a professional... Named to the South Atlantic League All-Star Game in Hickory, NC on 6/20... Named to the 1994 SAL Post-Season All-Star Team... Led South Atlantic League catchers in total chances (918) and assists (107)... Threw out 43.7% (52-119) of the runners attempting to steal off him at Columbus... Struck out just once every 15.62 at bats... Named the Best Defensive Catcher in the South Atlantic League by *Baseball America*... Was also named the 7th best prospect in the SAL by the Durham-based publication... Led organizational catchers in hits (137), homers (16) and RBI (71)... Placed on the 40-man roster on 11/18 after his contract was purchased from Columbus... Played for Oriente during the off-season in the Venezuelan Winter League... **1993** Spent most of his third professional season with the Burlington Indians before a late season promotion to Columbus on 8/31... Converted to catcher for the '93 campaign after playing third base his first 2 professional seasons... Led all short-season leagues in fewest strikeouts per plate appearance (1/35.57)... Led the AL in assists by a catcher with 54... Threw out 48.3% (29-60) of runners attempting to steal off him... Named the 10th best prospect in the Appalachian League by *Baseball America*... **1992** Spent the entire campaign at third base for Burlington... Led the Appalachian League in fewest SO/TPA (1/22.78)... Led Appalachian League third baseman in fielding percentage (.985) and assists (125)... Did not commit an error during his first 29 games... **1991** Began his professional career in the Tribe's Dominican Summer League program.

### PERSONAL/MISC.

Full name **EINAR ANTONIO DIAZ**... Married, his wife's name is Leslie... The couple has one child - a boy, Einar Antonio, Jr. (4/26/97)... Resides in Chesnee, SC... Born and raised in Chiriqui, Panama... Signed by Allan Lewis out of Chiriqui, Panama on October 5, 1990.

YEAR CLUB	AVG	G	AB	R	H	2B	3B	HR	RBI	BB	SO	SB
1991 Dom. League	.280	62	239	35	67	6	3	1	29	14	5	10
1992 Burlington	.208	52	178	19	37	3	0	1	14	20	9	2
1993 Burlington	.299	60	231	40	69	15	3	5	33	8	7	7
Columbus	.000	1	5	0	0	0	0	0	0	0	1	0
1994 Columbus	.279	120	491	67	137	23	2	16	71	17	34	4
1995 Kinston	.263	104	373	46	98	21	0	6	43	12	29	3
1996 Canton-Akron	.281	104	395	47	111	26	2	3	35	12	22	3
CLEVELAND	.000	4	1	0	0	0	0	0	0	0	0	0
1997 Buffalo	.256	109	336	40	86	18	2	3	31	18	34	2
CLEVELAND	.143	5	7	1	1	1	0	0	1	0	2	0
1998 Buffalo	.313	115	415	62	130	21	3	8	63	21	33	3
CLEVELAND	.229	17	48	8	11	1	0	2	9	3	2	0
Minor Lg. Totals	.276	727	2663	356	735	133	15	43	319	122	174	34
CLEVELAND TOTALS	.214	26	56	9	12	2	0	2	10	3	4	0
American League	.214	26	56	9	12	2	0	2	10	3	4	0
National League	—	—	—	—	—	—	—	—	—	—	—	—
M.L. TOTALS	.214	26	56	9	12	2	0	2	10	3	4	0

1990 -Signed by the Cleveland Indians as a non-drafted free agent, October 5.

## DIVISION SERIES RECORD

YEAR CLUB	AVG	G	AB	R	H	2B	3B	HR	RBI	BB	SO	SB
1998 CLEVELAND	— DID NOT PLAY —											

## CHAMPIONSHIP SERIES RECORD

YEAR CLUB	AVG	G	AB	R	H	2B	3B	HR	RBI	BB	SO	SB
1998 CLEVELAND	.000	4	4	0	0	0	0	0	0	0	1	0

	1998					CAREER				
	AB	H	HR	RBI	BA	AB	H	HR	RBI	BA
SEASON	48	11	2	9	.229	56	12	2	10	.214
HOME	26	6	1	5	.231	32	6	1	5	.188
ROAD	22	5	1	4	.227	24	6	1	5	.250
vs. Balt.	—	—	—	—	—	0	0	0	0	.000
Bos.	—	—	—	—	—	—	—	—	—	—
N.Y.	9	1	0	1	.111	12	1	0	1	.083
T.B.	—	—	—	—	—	—	—	—	—	—
Tor.	6	2	1	2	.333	6	2	1	2	.333
A.L. EAST	15	3	1	3	.200	18	3	1	3	.167
Chi.	8	0	0	0	.000	8	0	0	0	.000
Cle.	—	—	—	—	—	—	—	—	—	—
Det.	4	1	0	0	.250	4	1	0	0	.250
K.C.	7	2	1	3	.286	9	3	1	4	.333
Minn.	7	2	0	1	.286	10	2	0	1	.200
A.L. CENTRAL	26	5	1	4	.192	31	6	1	5	.194
vs. Ana.	2	0	0	1	.000	2	0	0	1	.000
Oak.	5	3	0	1	.600	5	3	0	1	.600
Sea.	—	—	—	—	—	—	—	—	—	—
Tex.	—	—	—	—	—	—	—	—	—	—
A.L. WEST	7	3	0	2	.429	7	3	0	2	.429
vs. Chi.	—	—	—	—	—	—	—	—	—	—
Cin.	—	—	—	—	—	—	—	—	—	—
Hou.	—	—	—	—	—	—	—	—	—	—
Milw.	—	—	—	—	—	—	—	—	—	—
Pitt.	—	—	—	—	—	—	—	—	—	—
St. L.	—	—	—	—	—	—	—	—	—	—
N.L. CENTRAL	—	—	—	—	—	—	—	—	—	—
PRE-ASG	—	—	—	—	—	—	—	—	—	—
POST-ASG	48	11	2	9	.229	56	12	2	10	.214
vs. RHP	32	8	2	7	.250	37	9	2	8	.243
vs. LHP	16	3	0	2	.188	19	3	0	2	.158
PINCH HITTING	1	1	0	0	1.000	1	1	0	0	1.000
DES. HITTING	—	—	—	—	—	—	—	—	—	—
IN APRIL	—	—	—	—	—	—	—	—	—	—
MAY	—	—	—	—	—	—	—	—	—	—
JUNE	—	—	—	—	—	—	—	—	—	—
JULY	—	—	—	—	—	—	—	—	—	—
AUGUST	5	3	0	1	.600	5	3	0	1	.600
SEPT/OCT	43	8	2	8	.186	51	9	2	9	.176

## DIAZ'S GAME HIGHS

**HITS:** 3, August 31, 1998 vs. Oakland;  
**HR:** 1, twice, most recently on September 20, 1998 vs. Kansas City; **RBI:** 3, September 20, 1998 vs. Kansas City;  
**RUNS:** 2, August 31, 1998 vs. Oakland;  
**SB:** n/a; **HITTING STREAK:** 4 games, September 17 thru 21, 1998; **CAREER GRAND SLAMS:** none.

## DIAZ/ML FIELDING

YEAR	PCT	G	PO	A	E	TC	DP
1996	1.000	4	4	0	0	4	0
1997	.955	5	18	3	1	22	0
1998	.973	17	101	9	3	113	0
<b>Totals</b>	<b>.971</b>	<b>26</b>	<b>123</b>	<b>12</b>	<b>4</b>	<b>139</b>	<b>0</b>



## Travis

**DRISKILL****68****Age:** 27, born August 1, 1971 in Omaha, NE**Position:** Pitcher**Bats:** R      **Height:** 6-0**Throws:** R      **Weight:** 185**ML Service:** 0 + 000**Contract Status:** Signed thru 1999.

**Acquired:** August 3, 1998; Signed by Cleveland as a minor league free agent... Was originally selected by the Indians in the 4th round of the 1993 June Draft.

**1998 SEASON HIGHLIGHTS**

- ◆ Began the year in Japan after he was sold to the Yakult Swallows of Japan's Central League on January 5... Appeared in 7 games out of the bullpen for Yakult before being released mid-way thru the season... Was signed by the Indians to a minor league contract on August 3 and assigned to AA Akron.
- ◆ Spent the remainder of Akron's season with the Aeros, making 5 appearances (4 starts) during Akron's Eastern League division title run, going 3-0 with a 3.42 ERA... Was promoted to AAA Buffalo on September 6, making 1 final regular season start for the Bisons.
- ◆ Pitched well in the International League playoffs for the Bisons, compiling a record of 1-2 with a 4.32 ERA in 3 starts (16.2IP, 22H, 8ER)... Thru a complete game, 6-hit shutout vs. Syracuse on September 11 in the deciding game three first round sweep of the Chiefs... Pitched for Caracas in the Venezuelan Winter League after the season, compiling a record of 2-5 with a 5.50 ERA in 15 games (9GS, 55.2IP, 60H, 34ER).

**PRO CAREER**

**1997** Spent the entire season with the American Association Champion Buffalo Bisons, spending most of the season in the rotation... Was the workhorse of the staff, leading the club in starts (24), innings (147.0) and strikeouts (102)... His 8 wins were the 2nd highest total on the staff and his 147.0 IP ranked 2nd among organizational farmhands... Went 6-7 in 24 starts with a 4.96 ERA (134.1IP, 149H, 74ER) and went 2-0 in 5 relief outings with a 1.42 ERA (12.2IP, 10H, 2ER)... Tossed his lone complete game on the year in Game 1 vs. Omaha on 7/11 (7.0IP, 6H, 1R/ER, 9SO)... His 22 HR allowed were the 2nd most allowed in the A.A. and the Indians farm system... Held American Association hitters to a .277 (159-573) average against... Batters hit just .231 (33-143) off him with runners in scoring position, .169 (10-59) with RISP and 2 outs... Played for Oriente in the Venezuelan Winter League following the season... **1996** Spent the season with the AA Canton-Akron Indians... Led the team in wins (13), innings pitched (172.0), and strikeouts (148)... Ranked among Eastern League leaders in wins (13, T3rd), ERA (3.61, 9th), innings pitched (172.0, 5th) and strikeouts (148, 3rd)... His first two appearances of the season came in a starting role... Struck out a season-high 10 batters in his first outing of the year on 4/9 (G2) vs. Portland... After 2 starts he was moved to middle relief and made all 5 of his relief appearances between 4/20-5/3... His last 22 appearances came in starting role... On the season he was 12-7 with a 3.18 ERA in 24 starts (158.2IP, 151H, 56ER, 138SO) while compiling a record of 1-0 with a 8.78 ERA in 5 relief outings (13.1IP, 18H, 13ER, 10SO)... Also led the club with 4 complete games and 2 shutouts... Tossed a complete game, 1-hit, shutout on 7/17 at Bowie (9.0IP, 1H, 0R, 2BB, 9SO)... Other shutout also came at Bowie on 5/22 (G2, 7.0IP, 3H, 0R, 3BB, 7SO)... Tossed a 2-hit, complete game loss on 6/9 at New Haven (8.0IP, 2H, 2ER, 3BB, 4SO)... Allowed only 8 homers the entire season in 172.0 innings of work (1HR every 21.5 innings)... Played for the Scottsdale Scorpions of the Arizona Fall League following the season... Went 1-1 with a 2.42 ERA in 9 games (7GS, 26.0IP, 16H, 7ER, 12BB, 21SO)... Added to the 40-man roster when his contract was purchased from the Canton-Akron Indians on 11/20... **1995** Split the season between A Kinston and AA Canton-Akron... Began the season at Kinston and was promoted to Canton-Akron on 4/13 and was returned

to Kinston 7/25...Was 0-2 with a 2.73 ERA in 15 relief appearances at Kinston...Opponents hit just .210 (17-81) at Kinston...Struck out 24 batters for an average of 9.39 SO/9.OIP...Led the Canton club with 22 games finished...**1994** Spent his 2nd season as a pro in Columbus with the Redstixx...Led the Indians farm system in saves with 35...The 35 saves ranked 3rd in the South Atlantic League...His 62 appearances tied him for the SAL lead and led the organization...Finished T3rd in the National Association Roloids Relief Man standings with 105 points (5-5, 35 saves)...Batters hit just .232 (51-229) off him...**1993** Spent first professional season in Watertown...Appeared in 21 games, 8 as a starter..Went 2-1 with a 3 saves and a 1.40 ERA in 13 relief outings (25.2IP, 12H, 4ER).

**PERSONAL/MISC.**

Full name **TRAVIS COREY DRISKILL**...Married to the former Natalie Keeley...Couple has one son, Tanner Corey (1/18/96)...Resides in Austin, TX...Played 2 years of baseball at Texas Tech University in Lubbock, Texas where he majored in Political Science...Was named to All-Southwest Conference and to the NCAA Second Team All-American Team with the Red Raiders...Prior to attending Texas Tech he played one year at Blinn Junior College in Brenham, TX...Attended Austin Anderson High School in Austin, TX...Enjoys fishing.

YEAR	CLUB	W	L	ERA	G	GS	CG	SHO	SV	IP	H	R	ER	BB	SO
1993	Watertown	5	4	4.14	21	8	0	0	3	63.0	62	38	29	21	53
1994	Columbus	5	5	2.52	#62	0	0	0	35	64.1	51	25	18	30	88
1995	Kinston	0	2	2.74	15	0	0	0	0	23.0	17	7	7	5	24
	Canton-Akron	3	4	4.66	33	0	0	0	4	46.1	46	24	24	19	39
1996	Canton-Akron	13	7	3.61	29	24	4	2	0	172.0	169	89	69	63	148
1997	Buffalo	8	7	4.65	29	24	1	0	0	147.0	159	86	76	60	102
1998	Akron	3	0	3.42	5	4	0	0	0	26.1	27	12	10	7	16
	Buffalo	0	0	9.00	1	1	0	0	0	6.0	9	6	6	1	5
	Yakult	0	1	4.80	7	0	0	0	0	15.0	21	8	8	6	7
<b>Minor Lg. Totals</b>		<b>37</b>	<b>29</b>	<b>3.93</b>	<b>195</b>	<b>61</b>	<b>5</b>	<b>2</b>	<b>42</b>	<b>548.0</b>	<b>540</b>	<b>287</b>	<b>239</b>	<b>206</b>	<b>475</b>

1990 -Selected by the Houston Astros in the 76th round of the June draft (did not sign)

1993 -Selected by the Cleveland Indians in the 4th round of the June draft.

1998 -Contract purchased by the Yakult Swallows in Japan, January 5.

1998 -Signed by the Cleveland Indians as a minor league free agent, August 3.

**Spring invitee**



**Angelo**

**ENCARNACION**

**9**

**Age:** 25, born April 18, 1973 in Santo Domingo, DR

**Position:** Catcher

**Bats:** R **Height:** 5-8

**Throws:** R **Weight:** 190

**ML Service:** 1 + 147

**Contract Status:** Signed thru 1999.

**Acquired:** January 11, 1999; Signed by Cleveland to a minor league free agent contract.

**1998 SEASON HIGHLIGHTS**

- ◆ Missed much of the first half of the season with a sprained ligament in his right elbow... Was placed on the 15-day disabled list on March 22 out of spring training and was transferred to the 60-day disabled list on June 12...Began a rehab. assignment at AAA Vancouver on June 25 and appeared in 8 games before being activated from the DL and outrighted to AA Midland on July 16...Spent the remainder of the season at Midland.
- ◆ Overall on the year he hit a combined .220 (26-118) with 3 2B, 2 HR & 9 RBI in 36 games...All 36 appearances came as a catcher...He hit .281 (9-32) off LHP

with 2 RBI and .198 (17-86) off RHP with 2 HR & 7 RBI...On the year he hit .258 (8-31) with men in scoring position.

## PRO CAREER

**1997** Reported to spring training with Pittsburgh before being traded to the San Diego Padres at the end of spring training on 3/29 along with OF Trey Beamon in exchange for OF Mark Smith and P Hal Garrett...Was assigned to AAA Las Vegas and spent most of the season with the Stars before being traded to Anaheim on 8/23 for INF Aaron Guiel....Had contract purchased from AAA Vancouver on 8/26 and appeared in 11 games with the Angels....Hit a 3-run HR and collected a career-high 4 RBI on 8/31 at SF...Had 3 hits on 9/24 at Seattle...At the major league level, baserunners were successful in 7 of 8 attempts against him...**1996** Spent most of the year at AAA Calgary, hitting a career-high .319 with 18 2B, 4 HR & 31 RBI (all career bests)...Was on the DL from 6/4-13 (chicken pox) and from 6/16-30 (right knee sprain)...Voted to AAA All-Star Game on 7/10 and was selected to the post-season PCL All-Star Team by managers and coaches...Was recalled to Pittsburgh on 7/16...Optioned back to AAA Calgary on 8/13 and recalled again on 9/4, but did not play the rest of the season...**1995** Had 2 stints with the Pirates, making his major league debut on 5/2 at St. Louis...Collected pinch-hit single off Danny Jackson in his first at bat...Hit first major league home run on 8/19 vs. Florida (inside-the-park off Chris Hammond)...Second HR came on 9/12 vs. San Diego off Fernando Valenzuela...**1994** Spent entire season at AA Carolina...Led Southern League catchers with 15 errors...Placed on DL from 7/27 thru the end of the season due to ligament surgery on his right wrist...**1993** Spent most of the season at A Salem...Made 67 starts behind the plate and one appearance in RF...Named to Carolina League All-Star Game...Was on the DL from 6/28-7/16 due to strained back muscle...Promoted to AAA Buffalo on 9/1 and made 3 starts at catcher...**1992** Spent the entire seasons at A August of the South Atlantic League, making 93 starts at catcher, and led the club with 14 doubles...Led SAL catchers with 121 assists, 15 DP's (both league records) and 22 errors...**1991** Spent entire season at Welland of the NYPL...Made 50 starts behind the plate...Finished 2<sup>nd</sup> among NYPL catchers in total chances (458) and assists (74)...**1990** Began professional Career with the Pirates Dominican Summer League program after signing with the Pirates on 6/1/90 as a non-drafted free agent.

## PERSONAL/MISC.

Full name **ANGELO BENJAMIN ENCARNACION**...Married, wife's name is Milowa Cecilia...The couple has three children, Angelo, Jr., Jordan and Michael...Resides in Santo Domingo, DR...Graduated from Francisco U. Espailat College High School in 1990...Cousin of former major leaguer Luis Encarnacion, who pitched 4 games in Kansas City in 1990.

YEAR CLUB	AVG	G	AB	R	H	2B	3B	HR	RBI	BB	SO	SB
1990 DSL Pirates	.333	30	96	18	32	2	0	0	19	6	5	8
1991 Welland	.254	50	181	21	46	3	2	0	15	5	27	4
1992 Augusta	.255	94	314	39	80	14	3	1	29	25	37	2
1993 Salem	.256	70	238	20	61	12	1	3	24	13	27	1
Buffalo	.333	3	9	1	3	0	0	0	2	0	0	0
1994 Carolina	.291	67	227	26	66	17	0	3	32	11	28	2
1995 Calgary	.250	21	80	8	20	3	0	1	6	1	12	1
Pittsburgh	.226	58	159	18	36	7	2	2	10	13	28	1
1996 Calgary	.319	75	263	38	84	18	0	4	31	10	19	6
Pittsburgh	.318	7	22	3	7	2	0	0	1	0	5	0
1997 Las Vegas	.245	79	253	27	62	12	1	3	23	15	32	1
Anaheim	.412	11	17	2	7	1	0	1	4	0	1	2
1998 Vancouver	.240	8	25	3	6	2	0	0	2	0	2	0
Midland	.215	28	93	9	20	1	0	2	7	8	11	0
Minor Lg. Totals	.266	495	1683	192	448	82	7	17	171	88	195	17
<b>CLEVELAND TOTALS</b>	—	—	—	—	—	—	—	—	—	—	—	—
<b>American League</b>	<b>.412</b>	<b>11</b>	<b>17</b>	<b>2</b>	<b>7</b>	<b>1</b>	<b>0</b>	<b>1</b>	<b>4</b>	<b>0</b>	<b>1</b>	<b>2</b>
<b>National League</b>	<b>.238</b>	<b>65</b>	<b>181</b>	<b>21</b>	<b>43</b>	<b>9</b>	<b>2</b>	<b>2</b>	<b>11</b>	<b>13</b>	<b>33</b>	<b>1</b>
<b>M. L. TOTALS</b>	<b>.253</b>	<b>76</b>	<b>198</b>	<b>23</b>	<b>50</b>	<b>10</b>	<b>2</b>	<b>3</b>	<b>15</b>	<b>13</b>	<b>34</b>	<b>3</b>

1990 -Signed by the Pittsburgh Pirates as a free agent, June 1.

1997 -Acquired by the San Diego Padres along with Trey Beamon for Mark Smith and Hal Garrett, March 29.

1997 -Acquired by the Anaheim Angels from the Padres in exchange for Aaron Guiel, August 23.

1999 -Signed by the Cleveland Indians as a minor league free agent, January 11.

ENCARNACION (continued)

	1998					CAREER				
	AB	H	HR	RBI	BA	AB	H	HR	RBI	BA
SEASON	—	—	—	—	—	198	50	3	15	.253
HOME	—	—	—	—	—	93	19	2	7	.204
ROAD	—	—	—	—	—	105	31	1	8	.295
vs. Balt.	—	—	—	—	—	—	—	—	—	—
Bos.	—	—	—	—	—	—	—	—	—	—
N.Y.	—	—	—	—	—	—	—	—	—	—
T.B.	—	—	—	—	—	—	—	—	—	—
Tor.	—	—	—	—	—	0	0	0	0	0
A.L. EAST	—	—	—	—	—	0	0	0	0	0
Chi.	—	—	—	—	—	—	—	—	—	—
Cle.	—	—	—	—	—	1	0	0	0	0
Det.	—	—	—	—	—	0	0	0	0	0
K.C.	—	—	—	—	—	0	0	0	0	0
Minn.	—	—	—	—	—	1	0	0	0	0
A.L. CENTRAL	—	—	—	—	—	2	0	0	0	0
vs. Ana.	—	—	—	—	—	—	—	—	—	—
Oak.	—	—	—	—	—	0	0	0	0	.000
Sea.	—	—	—	—	—	5	3	0	0	.600
Tex.	—	—	—	—	—	4	1	0	0	.250
A.L. WEST	—	—	—	—	—	9	4	0	0	.444
vs. Chi.	—	—	—	—	—	11	4	0	1	0.364
Cin.	—	—	—	—	—	33	6	0	2	.182
Hou.	—	—	—	—	—	12	3	0	1	.250
Milw.	—	—	—	—	—	—	—	—	—	—
Pitt.	—	—	—	—	—	—	—	—	—	—
St. L.	—	—	—	—	—	18	4	0	1	.222
N.L. CENTRAL	—	—	—	—	—	74	17	0	5	.230
PRE-ASG	—	—	—	—	—	36	13	0	3	.361
POST-ASG	—	—	—	—	—	162	37	3	12	.228
vs. RHP	—	—	—	—	—	148	35	0	7	.236
vs. LHP	—	—	—	—	—	50	15	3	8	.300
PINCH HITTING	—	—	—	—	—	5	1	0	0	.200
DES. HITTING	—	—	—	—	—	—	—	—	—	—
IN APRIL	—	—	—	—	—	—	—	—	—	—
MAY	—	—	—	—	—	17	7	0	2	.412
JUNE	—	—	—	—	—	19	6	0	1	.316
JULY	—	—	—	—	—	35	8	0	1	.229
AUGUST	—	—	—	—	—	61	12	2	8	.197
SEPT/OCT	—	—	—	—	—	66	17	1	3	.258

**ENCARNACION'S GAME HIGHS**

**HITS:** 3, three times, last on September 24, 1997 at Seattle; **HR:** 1, three times, last on August 31, 1997 at San Francisco; **RBI:** 4, on August 31, 1997 at San Francisco; **RUNS:** 2, two times, last on September 2, 1995 at Cincinnati; **SB:** 2, on September 24, 1997 at Seattle; **HITTING STREAK:** 5 games, July 20-August 4, 1996; **CAREER GRAND SLAMS:** none.

**ENCARNACION/ML FIELDING**

YEAR	PCT	G	PO	A	E	TC	DP
1995	.979	55	278	43	7	328	2
1996	.951	7	35	4	2	41	0
1997	.940	11	43	4	3	50	0
<b>Totals</b>	<b>.971</b>	<b>73</b>	<b>356</b>	<b>51</b>	<b>12</b>	<b>419</b>	<b>2</b>



## Travis

**FRYMAN**

**17**

**Age:** 30, born on March 25, 1969  
in Lexington, KY

**Position:** Infielder

**Bats:** R                      **Height:** 6-1

**Throws:** R                   **Weight:** 195

**ML Service:** 8 + 089

**Contract Status:** Signed thru 2002 with a club option for 2003.

**Acquired:** December 1, 1997; Acquired from the Arizona Diamondbacks along with LHP Tom Martin and cash in exchange for 3B Matt Williams.

### 1998 SEASON HIGHLIGHTS

- ◆ Was one of the Tribe's most consistent producers over the last 5 months of the season, connecting for a career-high 28 home runs...His efforts got him one 9<sup>th</sup> place vote in the AL MVP voting to put him in a tie for 18<sup>th</sup> place with 2 points...Hit .188 (18-96) in April and hit .308 (142- 461) the last 5 months of the season with 26 HR & 86 RBI in 120 games...From May 13 thru the end of the season he hit .315 (134-425) with 27 2B, 25 HR & 82 RBI in 111 games.
- ◆ Hit his 150<sup>th</sup> career homer (off Allen Watson) and notched his 7<sup>th</sup> career two-homer game on April 4 at Anaheim (fist since 4/4/96)...Hit in 11 straight games from July 16-25 and homered in a career-best 3 straight games from July 10-12 (2<sup>nd</sup> time, last 5/96 w/Detroit)...Also hit in 11 straight from August 29 to Sept. 9...Made his first start at SS since 9/28/96 vs. Milwaukee on April 6 at Oakland...Finished 5<sup>th</sup> among AL 3B with a .963 fielding % (351TC, 13E).
- ◆ Missed 4 games in late July/early August with lower back spasms...Missed 2 games, August 26-27, after breaking his nose and suffering a bruised right shoulder after running into the tarp vs. Seattle on August 25...Was admitted to Lutheran Medical Center for the evening after the game.
- ◆ Missed 5 of the last 6 games of the season after again being sidelined with lower back spasms...Flew home to Cleveland on Sept. 23 and was administered cortisone shots in the region on Sept. 24 by Dr. Louis Keppler...Travis' 146 games is the lowest total of any full season he has had in the big leagues (excluding strike-shortened 1994-95).
- ◆ Despite missing most of the last week of the season, Travis hit .316 (25-79) in September with 3 2B, 5 HR & 14 RBI in 19 games...Hit .336 (42-125) hitting 8<sup>th</sup> with 10 HR & 39 RBI....Hit .312 (82-263) with runners on with 13 HR & 81 RBI...Had two 4-hit games on the year, the last coming on Sept. 21 at New York...Hit .304 (48-158) with 8 HR & 55 RBI with runners in scoring position and .313 (5-16) with 12 RBI with the bases loaded.
- ◆ Hit a combined .167 (6-36) with 1 2B & 0 RBI in all 10 post-season games...Entered his first post-season having the 3<sup>rd</sup> longest current tenure in the majors without a post-season appearance behind Dave Martinez and Sammy Sosa.

### PRO CAREER

**1997** Set a career-high with 102 RBI and tied his career-best with 22 homers in his 8<sup>th</sup> and final season with the Detroit Tigers...Paced AL third basemen and tied for first in the majors with STL Gary Gaetti with a .978 fielding mark (10E, 448TC)...Also finished 2<sup>nd</sup> to Jeff Cirillo (463) among AL third basemen with 448 total chances...Also set a career-best with 16 stolen bases (19 attempts), bettering his prior high by three...Played in his 1,000<sup>th</sup> career game on 6/8 versus Seattle...Struggled in June with a strained neck, appearing in just one of seven games from 6/12-21...Placed in a tie for fifth in the AL with 11 SF...Was acquired by the Arizona Diamondbacks minutes after the Expansion Draft on 11/18 in

1999 INDIANS

exchange for INF Joe Randa, INF Gabe Alvarez and RHP Matt Drews... Signed a five-year contract with a club option for 2003 campaign on 12/15... **1996** Posted a career-high 100 RBI to lead the team and recorded his 1,000th career major league hit... Earned Tiger Player of the Year as voted by the Detroit chapter of the Baseball Writers Association of America... Tied his career-high with two homers on 4/4 vs. Oakland at Las Vegas (6th time)... Hit seven April homers, a new career-high for a single month (surpassing six in July of 1994 and tied in August of this season)... Also batted .304 (31x102) to earn Tiger Player of the Month honors... Had a string of 270 consecutive games played snapped on 4/22, the third-longest streak in the majors at the time... Missed the game to attend the birth of his first child... His 10 errors marked the fewest in his career... Was hit on the left foot by a Kenny Rogers pitch (vs. New York) on 6/8... He returned to the lineup on 6/14 after missing just four games even though x-rays taken on 6/17 revealed fractures of the third through fifth toes... Played in his fourth All-Star Game on 7/9 at Philadelphia (also appeared in three straight from 1992-1994)... Drilled his fourth career grand slam on 8/2 vs. Seattle, his first since 1995... Appeared at shortstop on 8/28 vs. Cleveland for the first time since the 1993 All-Star Game (7/13/93), breaking a string of 453 straight games in the field at third base... Started all but one of the final 30 games at shortstop and made just two errors... Belted a two-out, two-strike, three-run homer on 9/2 in the top of the ninth off the White Sox Roberto Hernandez to rally the Tigers from a 6-5 deficit in an 8-6 win... Collected his 1,000th career hit on 9/20 at Milwaukee off Scott Karl... Became the fifth youngest Tiger to accomplish the feat at 27 years, five months and 26 days, trailing only Ty Cobb (23), Al Kaline (24), Alan Trammell (27 yrs, 2 mos.) and Harvey Kuenn (27 yrs, 5 mos., 12 days)... Was ranked in *Baseball America's* "Tools of the Trade" as the third-best defensive third baseman in the American League with the second-best arm among infielders... Tied for fourth in the AL with 10 sacrifice flies... **1995** Was one of just two Tigers (Chad Curtis) to start every game during the 1995 season... Was second on the team with 81 RBI and 79 runs scored... Knocked in four runs on four occasions, two times on grand slams (5/5 vs. Boston and 9/25 at Boston)... Played exclusively at third base the entire season, making 14 errors in 144 games... Struck out 100 times, his lowest major league total since playing a half season in his rookie year... Fanned just 28 times in his final 272 at-bats (once every 9.7 at-bats)... **1994** Was named to his third consecutive All-Star team in his fourth full major league season... Was among league leaders in RBI (T10-85), doubles (T3-34), and extra-base hits (4th-57)... Tied for the circuit lead with 13 sacrifice flies... Led the league with 464 at-bats and 128 strikeouts... Became the first player since Minnesota's Zoilo Versalles in 1965 to lead the league in both categories... Posted a career-best 15-game hitting streak from 5/30-6/14, batting .525 (32-61)... Tied his career high with five hits on 6/1 at Baltimore... Notched four, four-RBI games... **1993** Posted his first career .300 season and reached a career-high with 22 homers... Joined Al Kaline (1955-57) as the only Tigers in franchise history to post three consecutive 20-homer, 90-RBI seasons before their 25th birthday... With 311 RBI, he became only the fifth Tiger in history to notch 300 before reaching the age of 25... Joined Ty Cobb (622), Al Kaline (544), Hank Greenberg (412) and Harry Heilmann (323)... Hit for the cycle on 7/28 vs. New York, going 5-5... Became the first Tiger to hit for the cycle since Hoot Evers on 9/7/50... Tied his career-high with five RBI on 4/13 vs. Oakland... Tied his career-high with two homers on 6/17 vs. Cleveland and again against Cleveland on the road on 8/4... Was named to his second straight All-Star Game, going 0 for 1 at Baltimore... Began the season at shortstop but moved to third after the All-Star Game on 7/13... On 7/15 game at Texas marked the first of 453 consecutive games played at third... Made 19 errors at short but just four at third (70 games)... Made just one error after 7/28, coming on 8/18 (57 total games with one error)... **1992** Earned his first All-Star selection, splitting the season between shortstop and third base... Was also named to *The Sporting News* All-Star team, won the Hillerich & Bradsby Silver Slugger Award and participated in Major League Baseball's postseason All-Star tour of Japan... Led the Tigers in games (161), hits (175), total bases (274) and at-bats (659)... Began the season at third base and hit .305 with six homers and 16 RBI through 5/13, making just one error in 33 games... Took over at short when Alan Trammell fractured his right ankle on 5/15... Did not miss a start at the position after Trammell's injury... Was 1 for 1 with a walk and a run scored in the All-Star Game at San Diego... **1991** Finished second on the team with 91 RBI, his first full season on the major league level... With 21 homers, he became the youngest Tiger (at 22) to amass 20 home runs and 90 RBI in a season since 20 year-old Al Kaline had 27 roundtrippers and 102 RBI in 1955... Was one of five Tigers to hit 20 roundtrippers on the season... Began the season at third base, starting 61 of the Tigers first 67 games at the position... Saw his first action of the season at short on 7/1... From 8/13 through the end of the

season, he switched almost nightly between positions, the exception being an eight-game stretch at short from 9/1-13... Was the only AL player with more than 38 appearances at shortstop (86) and third base (71)... Began the season slowly, batting just .194 (12x62) in April and owning an average of .223 through 7/16... Hit .299 (78x261) from 7/17 through the season's conclusion... **1990** Earned the Detroit Broadcasters Association's Tiger Rookie of the Year Award... Made his major league debut at shortstop on 7/7 vs. Kansas City at just 21 years of age... Recorded his first big league hit on 7/8, a three-run, seventh inning homer off Royals closer Jeff Montgomery in a 10-4 win... Played third base that night, his first pro action at the position... Started 46 games at third base and 14 at shortstop... Scored four runs on 8/22 vs. California... Was selected to the 1990 International League (AAA) All-Star squad as a shortstop, but was called up to Detroit three days before the league's alliance game... Was named the league's fifth-highest rated prospect by *Baseball America*... Was third on the Toledo club with 22 doubles, 10 homers and 53 RBI despite appearing in just 87 games... **1989** Earned All-Star shortstop honors for his work at Double A London... Was named the Eastern League's third-best prospect by *Baseball America*... Led the league with 30 doubles... **1988** Paced the Fayetteville (A) club with 123 games played and was second with 47 RBI... **1987** Made his pro debut at Bristol (A), appearing in 67 games... Named by *Baseball America* as the Appalachian League's sixth-best prospect... Was the 30th overall pick in the 1987 June draft, a selection awarded to Detroit when the Phillies signed Type A free agent Lance Parrish.

### PERSONAL/MISC.

Full name **DAVID TRAVIS FRYMAN**... Married, wife's name is Kathleen... The couple has two sons, Matthew (4/23/96) & Branden Michael (3/16/98)... Resides in Cantonment, FL... His younger brother, Troy, played six seasons in the White Sox system after being selected in the ninth round of the 1991 June draft... Troy spent the second half of the 1996 campaign with the Cubs organization... Graduated from Tate (FL) High School where he was an All-America and all-state selection in baseball... Honorary co-chairman of the United Way Home Run Derby along with Jim Thome... Is an avid bow hunter.

YEAR CLUB	AVG	G	AB	R	H	2B	3B	HR	RBI	BB	SO	SB
1987 Bristol	.234	67	248	25	58	9	0	2	20	22	39	6
1988 Fayetteville	.234	122	411	44	96	17	4	0	47	24	83	16
1989 London	.265	118	426	52	113	*30	1	9	56	19	78	5
1990 Toledo	.257	87	327	38	84	22	2	10	53	17	59	4
Detroit	.297	66	232	32	69	11	1	9	27	17	51	3
1991 Detroit	.259	149	557	65	144	36	3	21	91	40	149	12
1992 Detroit	.266	161	*659	87	175	31	4	20	96	45	144	8
1993 Detroit	.300	151	607	98	182	37	5	22	97	77	128	9
1994 Detroit	.263	114	*464	66	122	34	5	18	85	45	*128	2
1995 Detroit	.275	144	567	79	156	21	5	15	81	63	100	4
1996 Detroit	.268	157	616	90	165	32	3	22	100	57	118	4
1997 Detroit	.274	154	595	90	163	27	3	22	102	46	113	16
1998 CLEVELAND	.287	146	557	74	160	33	2	28	96	44	125	10
Minor Lg. Totals	.249	393	1412	159	351	78	7	21	176	82	259	31
CLEVELAND TOTALS	.287	146	557	74	160	33	2	28	96	44	125	10
American League	.275	1242	4854	681	1336	262	31	177	775	434	1056	68
National League	—	—	—	—	—	—	—	—	—	—	—	—
M. L. TOTALS	.275	1242	4854	681	1336	262	31	177	775	434	1056	68

1987 - Selected by the Detroit Tigers as a sandwich pick (30th overall) in the June draft.

1997 - Acquired by the Arizona Diamondbacks from the Tigers in exchange for Joe Randa, Matt Drews and Gabe Alvarez, November 18.

1997 - Acquired by the Cleveland Indians, along with Tom Martin and cash considerations, from the Diamondbacks in exchange for Matt Williams, December 1.

## DIVISION SERIES RECORD

YEAR CLUB	AVG	G	AB	R	H	2B	3B	HR	RBI	BB	SO	SB
1998 CLEVELAND	.154	4	13	1	2	1	0	0	0	3	4	1

## LEAGUE CHAMPIONSHIP SERIES RECORD

YEAR CLUB	AVG	G	AB	R	H	2B	3B	HR	RBI	BB	SO	SB
1998 CLEVELAND	.174	6	23	2	4	0	0	0	0	1	5	1

## ALL-STAR GAME RECORD

YEAR CLUB	AVG	G	AB	R	H	2B	3B	HR	RBI	BB	SO	SB
1992 Detroit	1.000	1	1	1	1	0	0	0	1	1	0	0
1993 Detroit	.000	1	1	0	0	0	0	0	0	0	0	0
1994 Detroit	.000	1	1	0	0	0	0	0	0	0	0	0
1996 Detroit	.000	1	1	0	0	0	0	0	0	0	1	0
<b>TOTALS</b>	<b>.250</b>	<b>4</b>	<b>4</b>	<b>1</b>	<b>1</b>	<b>0</b>	<b>0</b>	<b>0</b>	<b>1</b>	<b>1</b>	<b>1</b>	<b>0</b>

	1998					CAREER				
	AB	H	HR	RBI	BA	AB	H	HR	RBI	BA
SEASON	557	160	28	96	.287	4854	1336	177	775	.275
HOME	291	88	16	57	.302	2330	639	93	379	.274
ROAD	266	72	12	39	.271	2524	697	84	396	.276
vs. Balt.	41	18	4	10	.439	369	110	14	55	.298
Bos.	43	11	2	3	.256	384	105	16	57	.273
N.Y.	33	12	1	4	.364	385	107	12	52	.278
T.B.	27	5	1	3	.185	27	5	1	3	.185
Tor.	39	13	2	7	.333	379	87	13	65	.230
A.L. EAST	183	59	10	27	.322	1544	414	56	232	.268
Chi.	42	11	2	8	.262	384	82	9	47	.214
Cle.	—	—	—	—	—	337	94	10	36	.279
Det.	44	15	3	9	.341	44	15	3	9	.341
K.C.	46	16	3	12	.348	342	109	17	69	.319
Minn.	34	9	4	10	.265	348	100	15	66	.287
A.L. CENTRAL	166	51	12	39	.307	1455	400	54	227	.275
vs. Ana.	41	10	2	6	.244	339	101	20	61	.298
Oak.	32	7	0	4	.219	337	87	10	48	.258
Sea.	33	6	0	3	.182	356	95	13	72	.267
Tex.	36	6	0	2	.167	386	106	12	51	.275
A.L. WEST	142	29	2	15	.204	1418	389	55	232	.274
vs. Chi.	9	2	1	2	.222	9	2	1	2	.222
Cin.	11	3	1	1	.273	11	3	1	1	.273
Hou.	12	3	0	0	.250	12	3	0	0	.250
Milw.	12	3	0	1	.250	346	102	7	63	.295
Pitt.	14	6	1	5	.429	14	6	1	5	.429
St. L.	8	4	1	6	.500	8	4	1	6	.500
N.L. CENTRAL	66	21	4	15	.318	400	120	11	77	.300
PRE-ASG	319	88	14	53	.276	2552	704	93	422	.276
POST-ASG	238	72	14	43	.303	2302	632	84	353	.275
vs. RHP	421	118	24	79	.280	3656	1005	131	587	.275
vs. LHP	136	42	4	17	.309	1198	331	46	188	.276
PINCH HITTING	—	—	—	—	—	2	1	0	1	.500
DES. HITTING	8	2	0	0	.250	12	3	0	0	.250
IN APRIL	96	18	2	10	.188	634	169	25	103	.267
MAY	100	34	6	21	.340	7809	219	29	139	.271
JUNE	104	29	5	17	.279	824	234	26	127	.284
JULY	96	32	8	22	.333	891	240	40	156	.269
AUGUST	82	22	2	12	.268	885	251	30	130	.284
SEPT/OCT	79	25	5	14	.316	811	223	27	120	.275

## FRYMAN'S GAME HIGHS

**HITS:** 5, two times, most recently on June 1, 1994 at Baltimore; **HR:** 2, seven times, most recently on April 4, 1998 at Anaheim; **RBI:** 5, twice, most recently on April 13, 1993 vs. Oakland; **RUNS:** 5, April 17, 1993 vs. Seattle; **SB:** 2, two times, most recently on May 13, 1997 vs. Toronto; **HITTING STREAK:** 15 games, May 30 thru June 14, 1994; **CAREER GRAND SLAMS:** 4, last on August 2, 1996 vs. Seattle off Matt Wagner.

## FRYMAN/ML FIELDING

YEAR	PCT	G	PO	A	E	TC	DP
1990	.932	65	47	145	14	206	21
1991	.957	157	153	354	23	530	61
1992	.970	163	220	489	22	731	94
1993	.960	150	169	382	23	574	70
1994	.955	114	78	221	14	313	13
1995	.969	144	107	*337	14	458	38
1996	#.981	157	149	*354	10	513	43
1997	*.978	153	#126	312	10	448	21
1998	.963	147	101	243	13	357	24
<b>Totals</b>	<b>.965</b>	<b>1250</b>	<b>1150</b>	<b>2837</b>	<b>143</b>	<b>4130</b>	<b>385</b>



## Dwight

# GOODEN

# 16

**Age:** 34, born on November 16, 1964 in Tampa, FL

**Position:** Pitcher

**Bats:** R                      **Height:** 6-3

**Throws:** R                      **Weight:** 210

**ML Service:** 14 + 000

**Contract Status:** Signed thru 1999 with a club option for 2000.

**Acquired:** December 8, 1997; Signed to a major league free agent contract by the Cleveland Indians.

### 1998 SEASON HIGHLIGHTS

- ◆ Doc ranks 4<sup>th</sup> among active pitchers with 185 wins and 5<sup>th</sup> among active pitchers with 2150 strikeouts... Battled injury in spring training and over the first 7 weeks of the season, but turned into the Tribe's most consistent pitcher in the second half, winning his last 5 decisions on the season... Did not lose after July 26.
- ◆ Went 6-3 in 15 2nd half starts w/ 3.84 ERA (89.0IP, 89H, 38ER) after spending the first 8 weeks of the season on the disabled list... The ERA was the best 2<sup>nd</sup> half mark among the starting rotation staff.
- ◆ Was placed on the disabled list on March 30 (retroactive to March 22) with biceps tendinitis in his right shoulder after he was shutdown after 35 pitches in a AAA start in Lakeland, FL vs. the AAA Tigers that day (3/30)... Did not start from March 10-24 due to some pain in the shoulder... Made his last official spring start at Clearwater on March 25 vs. Philadelphia.
- ◆ Rehabbed with the big league club before beginning a 30-day rehabilitation assignment with the AAA Buffalo Bisons on May 3... Made 4 starts with the Bisons, compiling a record of 1-2 with a 9.00 ERA in 4 starts (16.0IP, 23H, 16R/ER, 7BB, 18SO)... AAA hitters hit .343 (23-67) off Doc with 5 homers.
- ◆ Activated from the DL on May 22 when Chad Ogea went back on the DL for the 2nd time in '98 with a strained right pectoral muscle & made his first start of the year 2 days later vs. Toronto... His seven week DL stint to start the season was his 7th career stint on the disabled list, his second in the last two years.
- ◆ Picked up his first win as an Indian in his start at Minnesota on June 4 in the Tribe's 3-2 win over the Twins and Brad Radke (6.0IP, 6H, 1R/ER)... From June thru the end of the season he went 8-4 with a 3.59 ERA in 21 starts (125.1IP, 126H, 50ER, 78SO)... Lost 3 straight starts from July 16-26, allowing 13 runs (13ER) over 14.1IP.
- ◆ Went 3-0 in 6 August starts with a team-low 2.86 ERA (34.2IP, 35H, 11ER) to lower his ERA from 4.34 to 3.83... Doc's last loss came on July 26 vs. Detroit and went his last 11 regular season starts on the year without a loss, winning 5 straight decisions to end the year... From August 1 thru the end of the season he went 5-0 with a 3.19 (67.2IP, 66H, 24ER, 50SO) in 11 starts... Longest winning streak since winning 6 in a row with the Yankees in June and July of 1996.
- ◆ Was 0-1 with a 9.00 ERA in 2 post-season starts for the Tribe (5.0IP, 4H, 5R/ER, 5BB, 4SO)... Last just 0.1 IP in his first post-season start in game 2 of the Division Series vs. Boston... Was ejected by HP Umpire Joe Brinkman after arguing a call at home plate... The 0.1 IP was the shortest post-season start since 1992 (ATL Steve Avery in 1992 NLCS) and equaled the shortest start in Indians post-season history (Ray Caldwell in game 3 of 1920 World Series)... Made other post-season start in game 4 of ALCS vs. New York (L, 4.2IP, 3H, 3R/ER, 3BB)... His 9 career post-season starts is the most ever made without recording a victory.

- ◆ Had surgery on Oct. 27 in St. Pete, FL to repair a right inguinal hernia...Hernia bothered him over the last two and a half months of the season and left a start vs. KC on Sept. 19 because of it...Overall on the year ML hitters hit .262 (135-515) with 13 HR...RH hitters hit .248 (60-242) with 3 HR & .275 (75-273) with 10 homers...Worked into the 6<sup>th</sup> inning in 19 of 23 starts (82.6%) and into the 7<sup>th</sup> inning in 9 of 23 starts (39.1%)...Tribe was 10-13 (.435) in his starts, but scored just 4.3 runs for him/start (99RS, 23GS).

## PRO CAREER

**1997** Was 9-5 with a 4.91 ERA in 19 starts and 1 relief appearance...The Yankees were 11-8 in his 19 starts, scoring 92 runs (4.8 runs/start)...Opponents hit .283 (116-410) off him on the year with 14 HR in 106.1IP....RH batters hit .266 (53-199) with 6 HR...Made 1 start before being placed on the 15-day disabled list with a hernia....On 4/5 at Oakland, recorded the win in a 10-5 Yankee victory....Allowed 3HR to tie career high (5th time in his career)...Was placed on the 15-day D.L. on 4/11 (retroactive to 4/6) with a small left inguinal hernia and underwent successful surgery to repair the hernia on 4/14...Made 5 rehab-assignment starts, 3 for Double-A Norwich, 2 for Triple-A Columbus before being reinstated on 6/14... On 6/15 at Florida, was reinstated from 15-day disabled list and recorded a no decision (5.0IP, 5H, 2R/ER)...On 6/27 vs. Cleveland, allowed 1ER in 7.0IP in recording his 3rd win of '97 in 3-2 Yankees victory (5H, 0BB, 4K); left with 3-1 lead after 7.0IP...He was 3-0 with a 2.25 ERA in 3 starts vs. the Indians in 1997 (20.0IP, 16H, 5ER)...On 8/8 at Minnesota, pitched only 0.2IP, tying shortest outing of career; left with 6-0 deficit with bases loaded and 2 outs in 1st...Made only relief appearance on 9/28 at Detroit (1.0IP, 2H, 1R, 0ER)....Was the 3rd relief appearance of his career and 1st since 9/19/89 at Chicago for the Mets...Started Game 4 of the Division Series in Cleveland vs. the Tribe and Orel Hershiser...Did not get a decision in the Tribe's 3-2, comeback win over the Yanks and Ramiro Mendoza (5.2IP, 5H, 1R/ER, 3BB, 5SO)...HR to David Justice...**1996** Went 11-7 with a 5.01 ERA in his 1st season with the Yankees...His 1st season in double digit wins since he went 12-15 for the Mets in 1993...The Yankees were 14-15 in his 29 starts, scoring 146 runs (5.0 runs/start)...Opponents hit .259 (10th lowest in the A.L.)...Was 8-1 at Yankee Stadium...Pitched his 1st career no-hitter on 5/14 vs. Seattle in a 2-0 victory (9IP, 6BB, 5K, 135 pitches), the 8th regular-season no-hitter by a Yankee pitcher...Was named A.L. Player of the Week for 5/13-19...Was T2nd with Jimmy Key among Yankee pitchers with 20 consecutive scoreless innings pitched...Recorded his 2,000th strikeout on 9/27 @ Bos (Vaughn swinging)...Did not pitch in the post-season due to a tired arm after hitting a wall in September...Went 0-1 with a 9.77 ERA in 4 September starts for the Yanks (15.2IP, 26H, 17ER)...Was honored by the Leukemia Society of America with its 1997 "Athlete of the Year" award...**1995** Did not play in the Major Leagues...Played in the Puerto Rican Winter League for San Juan and went 0-1...On 11/4/94 was suspended for the '95 season for repeated violations of his aftercare program and Major League Baseball's drug policy...**1994** For the Mets went 3-4, 6.31 in 7 starts before he was suspended on 6/28 for violating his aftercare program...Served 45 days of the 60-day suspension before the members of the Major League Baseball Players Association went on strike...On 9/15, the Commissioner's Office announced that Gooden again violated his aftercare program and baseball's drug policy...On 11/4, the Commissioner's Office announced that Gooden would be suspended for the 1995 season as a result of those violations...Won his Opening Day start, a 12-8 victory @Chicago on 4/4, to improve his Opening Day record to 6-1...Injured his right big toe during that start and missed his next appearance...Made 2 more starts, a 9-1 victory vs. Houston on 4/16 and a 13-3 loss @LA on 4/21, before going on the DL with a hairline fracture in his right big toe...Did not pitch again until 6/9...Went 2-1, 6.35 in 3 starts before he went on the DL and 1-3, 6.29 in 4 starts after he came off the DL...Made his last appearance of 1994 on 6/24 vs. Pittsburgh, started and suffered the 9-4 loss (5.1 IP, 7H, 9R, 8ER, 4BB, 7K, 2-2B, 1-3B, 2HR)...Ended his Mets career second in franchise history with 157 victories and 1,875 strikeouts behind Tom Seaver's 198 wins and 2,541 K's...Gooden and Seaver are the only Mets with more than 140 victories...**1993** Tied for second in the National League with 7 CG and tied for third with 2 SHO...Did not pitch after 8/31 because of inflammation in his right shoulder...Threw on the side the last month of the year...With a 4-hit, 3-0 victory vs. COL became the first Met pitcher to throw a shutout on Opening Day on 4/5...On 7/6 vs. SD earned the 9-7 victory for his 150th career victory...On 5/22 vs. Atlanta off John Smoltz hit his sixth career HR, tying Tom Seaver for the franchise record for pitchers...Broke the club record with his seventh career HR on 7/1 @FLA off Charlie Hough...On 8/23 vs. Cincinnati was ejected by HP umpire Gary Darling after hitting Brian Koelling with a pitch...Was his second career ejection (8/9/90) and led to a suspension from 9/2-9/7...From 6/12-7/1 and 8/7/G1-8/23 had a pair of 4-

game losing streaks, tying his career high... **1992** Received the NL Silver Slugger Award for pitchers after hitting .264 with 9 RBI... Was on the DL from 7/17-8/8 with inflammation in his right shoulder... Pitched at least 6.0 innings in 25 of 31 starts... Allowed 3 runs or less in 23 of 31 starts... On 9/29 vs. Philadelphia allowed a career-high 12 hits... **1991** Had arthroscopic surgery on 9/7 and did not pitch the rest of the season... Mets team physician Dr. James Parkes repaired tears in the labrum and rotator cuff of his right shoulder... Made his last appearance in a 6-0 victory on 8/22 vs. St. Louis (5IP, 3H, 0R, 5BB, 5K)... Recorded his 1,500th career strikeout on 7/11 vs. SD (Tim Lincecum)... At age 26 became the second-youngest pitcher ever to record 1,500 strikeouts (Blyleven was 25)... Struck out a season-high 14 batters on 4/13 vs. Montreal, his 45th career 10-K game... **1990** Won 8 of his last 9 decisions, 16 of his last 18 and 18 of his last 22... Went 3-5 with a 4.37 ERA through 6/2 and then went 16-2 with a 3.60 ERA the rest of the season... Was named National League Pitcher of the Month in September after going 5-0 with 1.93 ERA... From 6/12-7/17 he won 7 consecutive starts, tying his career high (8/11-9/12, 1984 & 7/9-8/10, 1985)... From 6/12-9/28 won 16 of 17 decisions, including a pair of 8-game winning streaks from 6/12-7/29 and 8/14-9/28... On 6/25 beat the Phillies, 3-0, with his fifth career 2-hitter... **1989** Was on the disabled list from 7/2-9/2 with a small tear in the muscle of his right shoulder... Made his only 2 professional relief appearances after he came off the DL, on 9/13 @PHI and 9/19 @CHC... The appearance on 9/13 snapped his string of 175 consecutive Major League starts, though he pitched in relief in Game 7 of the 1988 NLCS vs. LA... Picked up his only professional save in the outing on 9/19 @Chicago... Beat the Expos, 5-3, on 6/19 to become - at 24 years, 7 months, 3 days - the third-youngest player in the modern era to win 100 games... Only Frank "Noodles" Hahn (on 7/2/03 was 24 years, 2 months, 4 days) and Bob Feller (on 7/14/41 was 22 years, 8 months, 11 days) were younger... That victory gave him a career record of 100-37, the second-fewest number of losses for any pitcher with at least 100 wins (Whitey Ford, 100-36)... **1988** Tied for the National League lead among pitchers with 9 RBI... On 5/31 vs. LA, threw more than 9 IP (9.1) for the only time in his career in a regular-season game (threw 10.0IP in Game 5 of the 1986 NLCS vs. Houston)... Also set NLCS record with 20 strikeouts against the Dodgers in '88... On 6/5 vs. Chicago, he took a no-hitter into the eighth inning before Damon Berryhill led off with a single... Started for the National League in the All-Star Game at Cincinnati and allowed a solo HR to Terry Steinbach... **1987** Began the season on the DL and made rehab starts at Tidewater and Lynchburg before he was activated on 6/5... Pitched that night before a sellout Shea Stadium crowd and earned the 5-1 victory... **1986** Became the first pitcher in Major League history to record 200 strikeouts in each of his first 3 seasons... Recorded his 200th strikeout on the final game of the season on 10/2 at Montreal... Threw a complete game on Opening Day to become the first Met to accomplish that feat since Jerry Koosman in 1978... On 8/1 vs. Montreal, struck out 6 consecutive batters, tying his career high... Pitched 10 innings in Game 5 of the NLCS vs. Houston, tying the NLCS record set by Houston's Joe Niekro in 1980... Was the first time he ever threw more than 9 innings in a game and became the first Met to do it since Mike Torrez recorded 11 IP on 7/31/83 vs. Pit... **1985** At age 20 became the youngest player ever to win the Cy Young Award (LA's Fernando Valenzuela was 21 in 1981)... Became the seventh pitcher to capture the award unanimously (Koufax, 1963, 1965, 1966; McLain 1968; Gibson 1968; Carlton 1977; Guidry 1978; Sutcliffe 1984)... Seaver is the only other Met ever to win the award (1969, 1973, 1975)... Became the fifth pitcher to win both the National League Rookie of the Year and Cy Young Awards... Finished fourth in the MVP voting... Was also named NL Pitcher of the Year by *The Sporting News* and Male Athlete of the Year by AP... Became the first pitcher to lead the Major Leagues in wins, strikeouts and ERA since Sandy Koufax, who did it in 1963, '65 and '66... His 1.53 ERA, a Mets record, was the lowest in the majors since Gibson's 1.12 mark in 1968... Also established a Mets record with 8 shutouts and led the NL with 276.2IP... Had the Major Leagues' longest winning streak (14, 5/30-8/25) and longest shutout streak (career-high 31.0IP, 8/31-9/16)... The 14-game winning streak is a Mets record... Did not allow an earned run in 49.0 IP from 8/31-10/2... Became the youngest pitcher in the modern era to win 20 games and the third Met to do it... Had the highest winning percentage by a pitcher with at least 20 victories (.857) since Brooklyn's Preacher Roe went 22-3 (.880) in 1951... Led the NL w/16CG's, the most by a Met since Koosman had 17 in 1976... Established a Mets record with 21 hits... Became the youngest pitcher in the modern era to start an Opening Day game... Hit his first career HR on 9/21 vs. Pittsburgh, a 3-run shot off Rick Rhoden... **1984** Succeeded Darryl Strawberry as BBWAA National League Rookie of the Year... Received 23 of 24 first-place votes to become the youngest player ever to win the award... Was also named National League Rookie Pitcher of the Year by *The Sporting News* and to the Topps' Major

League Rookie All-Star Team...Became the first pitcher ever to lead his league in strikeouts (276) as a rookie...Also established a Major League record for strikeouts by a rookie (276)...Broke former Tribe broadcaster Herb Score's mark of 245 in 1955...Established a ML record of 11.4 SO/9.OIP, breaking Cleveland's Sam McDowell's mark of 10.71 in 1965...Established Major League record for strikeouts by a teenager (276)...Established National League record and tied a then Major League record for strikeouts in consecutive games (32), 9/12 vs Pittsburgh (16) & 9/17 @Philadelphia (16)...Established Major League record for strikeouts in 3 consecutive 9-inning games (43), 9/7 vs Chicago (11), 9/12 vs Pittsburgh (16), 9/17 @Philadelphia (16)... Tossed his only career 1-hitter on 9/7 vs. Chicago in the 10-0 Mets win...**1983** Named the Minor League Player of the Year by *Baseball America* and the Most Valuable Pitcher in the Carolina League...He led the Carolina League in victories (19), ERA (2.50), shutouts (6) and strikeouts (300)...The 300 punchouts (191.OIP) established a league record, breaking the old mark of 275 by Burlington's Ken Deal in 1947...Had three 15-K games, one 16-K game and one 17-K game...Reeled off 15-game winning streak, 5/30-8/23...Pitched Tidewater to the AAA World Series Title...**1982** Started his professional career in Kingsport and Little Falls after the Mets made him the 5th overall pick in the '82 Amateur Draft.

**PERSONAL/MISC.**

Full name **DWIGHT EUGENE (DOC) GOODEN**...Married, wife's name is Monica...Dwight has six children, three boys - Dwight, Jr. (3/8/86), Devon (11/27/94) and Darren Eugene (8/20/96) - and three girls - Ashley (4/13/90), Ariel D'Schae (9/1/91) and an adopted daughter, Jolynn (20)...They reside in St. Petersburg, FL...Graduated in 1982 from Tampa's Hillsborough High School...Went 14-4 there his last 2 seasons and in his senior year recorded 130 strikeouts in 74 innings...Is an uncle to Major Leaguer Gary Sheffield...In 1994 received the New York Press Photographers Association Good Guy Award and the Baseball Writers Association of America Toast of the Town Award...Enjoys working with children.

YEAR	CLUB	W	L	ERA	G	GS	CG	SHO	SV	IP	H	R	ER	BB	SO
1982	Kingsport	5	4	2.47	9	9	4	2	0	65.2	53	34	18	25	66
	Little Falls	0	1	4.15	2	2	0	0	0	13.0	11	6	6	3	18
1983	Lynchburg	*19	4	*2.50	27	27	10	*6	0	191.0	121	58	53	*112	*300
1984	NYM (NL)	17	9	2.60	31	31	7	3	0	218.0	161	72	63	73	*276
1985	NYM (NL)	*24	4	*1.53	35	35	*16	8	0	*276.2	198	51	47	69	*268
1986	NYM (NL)	17	6	2.84	33	33	12	2	0	250.0	197	92	79	80	200
1987	NYM (NL)	15	7	3.21	25	25	7	3	0	179.2	162	68	64	53	148
	Tidewater	3	0	2.05	4	4	1	0	0	22.0	20	7	5	9	24
	Lynchburg	0	0	0.00	1	1	0	0	0	4.0	2	0	0	2	3
1988	NYM (NL)	18	9	3.19	34	34	10	3	0	248.1	242	98	88	57	175
1989	NYM (NL)	9	4	2.89	19	17	0	0	1	118.1	93	42	38	47	101
1990	NYM (NL)	19	7	3.83	34	34	2	1	0	232.2	229	106	99	70	223
1991	NYM (NL)	13	7	3.60	27	27	3	1	0	190.0	185	80	76	56	150
1992	NYM (NL)	10	13	3.67	31	31	3	0	0	206.0	197	93	84	70	145
1993	NYM (NL)	12	15	3.45	29	29	7	2	0	208.2	188	89	80	61	149
1994	NYM (NL)	3	4	6.31	7	7	0	0	0	41.1	46	32	29	15	40
	Norfolk	0	0	0.00	1	1	0	0	0	3.0	0	0	0	1	4
	Binghampton	1	0	0.00	1	1	0	0	0	5.0	2	0	0	1	4
1995		— SUSPENDED-DID NOT PLAY —													
1996	NYM (AL)	11	7	5.01	29	29	1	1	0	170.2	169	101	95	88	126
1997	NYM (AL)	9	5	4.91	20	19	0	0	0	106.1	116	61	58	53	66
	Norwich	3	0	3.00	3	3	0	0	0	18.0	13	6	6	5	14
	Columbus	1	1	3.75	2	2	0	0	0	12.0	7	5	5	4	10
1998	Buffalo	1	2	9.00	4	4	0	0	0	16.0	23	16	16	7	18
	CLEVELAND	8	6	3.76	23	23	0	0	0	134.0	135	59	56	51	83
Minor Lg. Totals		33	11	2.81	54	54	15	8	0	349.2	252	132	109	169	461
CLEVELAND TOTALS		8	6	3.76	23	23	0	0	0	134.0	135	59	56	51	83
<b>American League</b>		<b>28</b>	<b>18</b>	<b>4.58</b>	<b>72</b>	<b>71</b>	<b>1</b>	<b>1</b>	<b>0</b>	<b>411.0</b>	<b>420</b>	<b>221</b>	<b>209</b>	<b>192</b>	<b>275</b>
<b>National League</b>		<b>157</b>	<b>85</b>	<b>3.10</b>	<b>305</b>	<b>303</b>	<b>67</b>	<b>23</b>	<b>1</b>	<b>2169.2</b>	<b>1898</b>	<b>823</b>	<b>747</b>	<b>651</b>	<b>1875</b>
<b>M. L. TOTALS</b>		<b>185</b>	<b>103</b>	<b>3.33</b>	<b>377</b>	<b>374</b>	<b>68</b>	<b>24</b>	<b>1</b>	<b>2580.2</b>	<b>2318</b>	<b>1044</b>	<b>956</b>	<b>843</b>	<b>2150</b>

M.L. HRs ALLOWED: 1984-7; 1985-13; 1986-17; 1987-11; 1988-8; 1989-9; 1990-10; 1991-12; 1992-11; 1993-16; 1994-9; 1996-19; 1997-14; 1998-13. Total: 169.

1982 -Selected by the New York Mets in the 1st round (5th overall) of the June draft.

1994 -Suspended for the 1995 season for repeated violations of his aftercare program and baseball's drug policy, November 4.

1996 -Signed by the New York Yankees as a free agent, February 20.

1997 -Signed by the Cleveland Indians as a free agent, December 8.

### ALL-STAR GAME RECORD

YEAR	CLUB	W	L	ERA	G	GS	CG	SHO	SV	IP	H	R	ER	BB	SO
1984	New York (NL)	0	0	0.00	1	0	0	0	0	2.0	1	0	0	0	3
1985	New York (NL)	— DID NOT PLAY —													
1986	New York (NL)	0	1	6.00	1	1	0	0	0	3.0	3	2	2	0	2
1988	New York (NL)	0	1	3.00	1	1	0	0	0	3.0	3	1	1	1	1
<b>Totals</b>		<b>0</b>	<b>2</b>	<b>3.38</b>	<b>3</b>	<b>2</b>	<b>0</b>	<b>0</b>	<b>0</b>	<b>8.0</b>	<b>7</b>	<b>3</b>	<b>3</b>	<b>1</b>	<b>6</b>

### DIVISION SERIES RECORD

YEAR	CLUB	W	L	ERA	G	GS	CG	SHO	SV	IP	H	R	ER	BB	SO
1996	New York (AL)	—INJURED-DID NOT PLAY—													
1997	New York (AL)	0	0	1.59	1	1	0	0	0	5.2	5	1	1	3	5
1998	CLEVELAND	0	0	54.00	1	1	0	0	0	0.1	1	2	2	2	1
<b>Totals</b>		<b>0</b>	<b>0</b>	<b>4.50</b>	<b>2</b>	<b>2</b>	<b>0</b>	<b>0</b>	<b>0</b>	<b>6.0</b>	<b>6</b>	<b>3</b>	<b>3</b>	<b>5</b>	<b>6</b>

### CHAMPIONSHIP SERIES RECORD

YEAR	CLUB	W	L	ERA	G	GS	CG	SHO	SV	IP	H	R	ER	BB	SO
1986	New York (NL)	0	1	1.06	2	2	0	0	0	17.0	16	2	2	5	9
1988	New York (NL)	0	0	2.95	3	2	0	0	0	18.1	10	6	6	8	20
1996	New York (AL)	—INJURED - DID NOT PLAY—													
1998	CLEVELAND	0	1	5.79	1	1	0	0	0	4.2	3	3	3	3	3
<b>Totals</b>		<b>0</b>	<b>2</b>	<b>2.48</b>	<b>6</b>	<b>5</b>	<b>0</b>	<b>0</b>	<b>0</b>	<b>40.0</b>	<b>29</b>	<b>11</b>	<b>11</b>	<b>16</b>	<b>32</b>

### WORLD SERIES RECORD

YEAR	CLUB	W	L	ERA	G	GS	CG	SHO	SV	IP	H	R	ER	BB	SO
1986	New York (NL)	0	2	8.00	2	2	0	0	0	9.0	17	10	8	4	9
1996	New York (AL)	—INJURED - DID NOT PLAY—													

### 1998

### CAREER

	W-L-S	ERA	IP	H	ER	SO	W-L-S	ERA	IP	H	ER	SO
SEASON	8-6-0	3.76	134.0	135	56	83	185-103-1	3.33	2580.2	2318	956	2150
HOME	3-4-0	4.50	66.0	79	33	40	105-49-0	2.99	1376.2	1164	457	1170
ROAD	5-2-0	3.04	68.0	56	23	43	80-54-1	3.73	1204.0	1154	499	980
vs. Balt.	1-0-0	1.54	11.2	10	2	3	3-0-0	4.18	28.0	33	13	16
Bos.	0-2-0	7.84	10.1	12	9	6	0-3-0	8.51	24.1	33	23	14
N.Y.	—	—	—	—	—	—	—	—	—	—	—	—
T.B.	2-0-0	1.46	12.1	13	2	10	2-0-0	1.46	12.1	13	2	10
Tor.	1-2-0	4.76	22.2	21	12	20	2-3-0	4.79	35.2	34	19	34
A.L. EAST	4-4-0	3.95	57.0	56	25	39	7-6-0	5.11	100.1	113	57	74
vs. Chi	—	—	—	—	—	—	0-0-0	2.29	19.2	12	5	14
Cle.	—	—	—	—	—	—	5-0-0	2.88	34.1	31	11	15
Det.	1-1-0	4.09	11.0	12	5	8	3-2-0	4.15	34.2	29	16	25
K.C.	0-1-0	3.32	19.0	21	7	9	0-1-0	2.25	36.0	32	9	13
Minn.	2-0-0	2.89	18.2	17	6	7	3-2-0	5.67	33.1	40	21	23
A.L. CENTRAL	3-2-0	3.33	48.2	50	18	24	11-5-0	3.53	158.0	144	62	90
vs. Ana.	—	—	—	—	—	—	1-0-0	3.27	11.0	11	4	8
Oak.	0-0-0	5.91	10.2	12	7	10	4-0-0	6.27	37.1	46	26	34
Sea.	—	—	—	—	—	—	1-2-0	7.34	23.1	25	19	16
Tex.	—	—	—	—	—	—	2-2-0	5.01	23.1	20	13	22
A.L. WEST	0-0-0	5.91	10.2	12	7	10	8-4-0	5.87	95.0	102	62	80
vs. Chi.	1-0-0	1.50	6.0	4	1	2	28-4-1	3.28	274.1	257	100	231
Cin.	—	—	—	—	—	—	9-8-0	3.44	133.1	137	51	118
Hou.	0-0-0	3.00	6.0	6	2	3	15-7-0	3.19	198.0	172	70	158
Milw.	—	—	—	—	—	—	1-2-0	6.75	14.2	17	11	7
Pitt.	0-0-0	4.76	5.2	7	3	5	12-12-0	3.54	221.0	204	87	187
St. L.	—	—	—	—	—	—	15-7-0	2.81	227.1	190	71	164
N.L. CENTRAL	1-0-0	3.06	17.2	17	6	10	80-40-1	3.28	1068.2	977	390	865
PRE-ASG	2-3-0	3.60	45.0	46	18	23	103-62-0	3.30	1426.1	1251	523	1170
POST-ASG	6-3-0	3.84	89.0	89	38	60	82-41-1	3.38	1154.1	1067	433	980
START	8-6-0	3.76	134.0	135	56	83	185-103-0	3.34	2572.2	2311	955	2144
RELIEF	—	—	—	—	—	—	0-0-1	1.13	8.0	7	1	6
IN APRIL	—	—	—	—	—	—	28-13-0	3.06	347.0	275	118	291
MAY	0-2-0	6.23	8.2	9	6	5	26-22-0	3.35	416.1	375	155	358
JUNE	2-1-0	3.38	29.1	31	11	15	37-20-0	3.46	520.2	465	200	399
JULY	1-3-0	4.76	28.1	29	15	13	32-18-0	3.23	414.2	378	149	317
AUGUST	3-0-0	2.86	34.2	35	11	23	33-16-0	3.81	449.1	447	190	385
SEPT/OCT	2-0-0	3.55	33.0	31	13	27	29-14-1	3.00	432.2	378	144	400

### WHERE GOODEN RANKS AMONG ACTIVE PITCHERS

#### ACTIVE WIN LEADERS

1. Roger Clemens	233
2. Greg Maddux	202
3. Orel Hershiser	190
4. <b>DWIGHT GOODEN</b>	<b>185</b>

#### SHUTOUTS

1. Roger Clemens	44
2. Greg Maddux	28
3. Orel Hershiser	25
4. <b>DWIGHT GOODEN</b>	<b>24</b>

#### COMPLETE GAMES

1. Roger Clemens	114
2. Greg Maddux	89
3. Mark Langston	81
4. Bret Saberhagen	76
<b>T5. DWIGHT GOODEN</b>	<b>68</b>
T5. Orel Hershiser	68
T5. Tom Candiotti	68

#### ACTIVE STRIKEOUT LEADERS

1. Roger Clemens	3153
2. Mark Langston	2421
3. Randy Johnson	2329
4. David Cone	2243
5. <b>DWIGHT GOODEN</b>	<b>2150</b>

#### GOODEN'S GAME HIGHS

**NO-HITTER:** 1, May 14, 1996 vs. Seattle; **1-HITTER:** 1, September 7, 1984 vs. Chicago (NL); **2-HITTER:** 5, most recently on June 23, 1990 vs. Philadelphia; **3-HITTER:** 4, most recently on June 15, 1991 vs. Houston; **4-HITTER:** 13, most recently on May 7, 1993 vs. Florida; **K's:** 16, three times, most recently on August 20, 1985 vs. San Francisco; **WINNING STREAK:** 14 games, May 30 thru August 25, 1985; **LAST CG:** May 14, 1996 vs. Seattle (NO-HITTER); **LAST CG SHO:** May 14, 1996 vs. Seattle (NO-HITTER); **CAREER 10+ STRIKEOUT GAMES:** 46, most recently on June 14, 1994 vs. Philadelphia.

#### GOODEN/ML FIELDING

YEAR	PCT	G	PO	A	E	TC	DP
1984	.956	31	21	22	2	45	0
1985	.969	35	25	38	2	65	6
1986	.973	33	36	36	2	74	5
1987	.925	25	15	22	3	40	3
1988	.943	34	27	56	5	88	3
1989	.889	19	8	16	3	27	0
1990	.926	34	15	35	4	54	5
1991	.956	27	15	28	2	45	3
1992	.891	31	9	40	6	55	1
1993	.956	29	19	24	2	45	1
1994	.923	7	1	11	1	13	1
1996	.972	29	9	26	1	36	1
1997	1.000	20	9	18	0	27	1
1998	1.000	23	6	18	0	24	1
<b>Totals</b>	<b>.948</b>	<b>377</b>	<b>215</b>	<b>390</b>	<b>33</b>	<b>638</b>	<b>31</b>

## Jimmy

# HAMILTON

# 63



**Age:** 23, born August 1, 1975  
in Harrisonburg, VA

**Position:** Pitcher

**Bats:** R                      **Height:** 6-3

**Throws:** L                    **Weight:** 190

**ML Service:** 0 + 000

**Contract Status:** Signed thru 1999.

**Acquired:** Selected by the Indians in the 7th round of the 1996 June Draft.

### 1998 SEASON HIGHLIGHTS

- ◆ Spent the entire regular season with the Kinston Indians of the Carolina League...His 44 appearances for the Indians was the 2<sup>nd</sup> highest total on the club...Held Carolina League hitters to a .227 (61-269) average against with 5 HR allowed...Held LH hitters to a .205 (15-73) with zero HR allowed and RH hitters hit .235 (46-196) with 5 HR...With runners on base he held Carolina League hitters to a .183 (22-120) mark and a .208 (21-101) with runners in scoring position.
- ◆ From August 1 thru the end of the regular season he went 1-0 with a 1.33 ERA in 11 outings (20.1IP, 21H, 3ER)...Was promoted to AA Akron for the Eastern League playoffs vs. Harrisburg, where he appeared in 3 games (3.86ERA, 2.1IP, 0H, 1ER)...Was promoted to AAA Buffalo for the AAA World Series against Las Vegas and appeared in 3 of the 4 games (0.0IP, 2H, 2ER, 1BB, HR).
- ◆ Pitched in the Maryland Fall League following the season, compiling a mark of 0-0 with a 0.95 ERA in 12 outings (19.0IP, 11H, 2ER)...Was added to the 40-man roster on November 19 when his contract was purchased from Buffalo.

### PRO CAREER

**1997** Second year man spent the '97 campaign at Columbus where he ranked among the club leaders in starts (3<sup>rd</sup>), IP (2<sup>nd</sup>), BB (1<sup>st</sup>) and SO (1<sup>st</sup>)...Joined the Redstixx out of Extended Spring Training where he did not allow an ER in 17.0IP (9H, 4BB, 20SO)...SAL batters hit .258 (123-476) off him...Went 3-0 w/a 2.79ERA (29.0IP, 23H, 9ER) in 5 June starts including a 4-start stretch from 5/30-6/15 where he went 3-0 w/a 1.96ERA (23.0IP, 5ER)...Struck out 11 batters (7.0IP, 4H, 1R/ER) in a 2-1 win at Savannah on 6/23...**1996** Tribe's 7th round selection spent his first pro season in Burlington...His 50 strikeouts were the third highest total on the club...Opposing batters hit .263 (45-171)...Posted a 1.88ERA in 5 August starts (24.0IP, 21H, 5ER, 32SO)...Struck out 14 batters in a 2-1 win over Bristol on 8/25 (7.0IP, 3H, 0ER) including the first 6 batters of the game...Allowed 4H and 2ER in 3.0IP in his only start in the Appalachian League play-offs.

### PERSONAL/MISC.

Full name **JAMES ALLEN HAMILTON**...Single...Resides in Weyers Cave, VA...Attended Turner Ashby High School in Dayton, VA where he played baseball...Received All-Conference, All-Region, and All-American honors at Ferrum College in Rocky Mount, Virginia in 1996...Signed by former Tribe scout Kasey McKeon...Enjoys hunting and fishing.

YEAR	CLUB	W	L	ERA	G	GS	CG	SHO	SV	IP	H	R	ER	BB	SO
1996	Burlington	1	3	4.00	10	10	0	0	0	45.0	45	22	20	16	50
1997	Columbus	5	7	4.46	22	22	0	0	0	123.0	123	68	61	66	137
1998	Kinston	4	6	2.75	44	0	0	0	4	75.1	61	25	23	21	83
<b>Minor Lg. Totals</b>		<b>10</b>	<b>16</b>	<b>3.85</b>	<b>76</b>	<b>32</b>	<b>0</b>	<b>0</b>	<b>4</b>	<b>243.1</b>	<b>229</b>	<b>115</b>	<b>104</b>	<b>103</b>	<b>270</b>

1996 -Selected by the Cleveland Indians in the 7th round of the June draft.



after going 11-0 in August w/a 3.41ERA (100.1IP, 97H, 38ER, 60SO)... Allowed 18 homers over his first 14 starts (90.0IP), including Mark McGwire's scoreboard shot on 4/30... Had a 42.0 inning homerless streak from 6/11-7/17 that started and ended w/Milwaukee's Jose Valentin... Pitched into the 6th inning in 24 of 32 starts (last 24 of 30GS) on the year and into the 7th in 17 of 32 starts... Tossed his only and last CG in his start at New York on 7/27 (8.0IP)... ML hitters hit .272 (199-732) with 26HR... As an Indian in Jacobs Field he is 21-5 with a 3.56 ERA (265.2IP, 252H, 105ER) in 41 starts... Compiled a record of 0-2 with a 5.72 ERA in 5 post-season starts for the AL Champion Indians (28.1IP, 33H, 18ER)... Did not register a decision in either the division series or ALCS before going 0-2 in the World Series vs. Florida in game 1 and game 5 losses... Allowed 3 run homers in each start to Moises Alou.... **1996** Another productive season for Orel in a Tribe uniform... It was a tale of two seasons for Orel, who produced the 6th 15+ win season of his career, going 15-9 in a team-high 33 starts w/a 4.24 ERA... Was 4-4 with a 6.64 ERA through his first 12 starts of the season (62.1IP, 92H, 46ER) after his start on 6/2 at Milwaukee... At the time AL hitters were hitting .341 (92-270) off of him... Posted a mark of 11-5 over his last 21 starts w/a 3.19 ERA (143.2IP, 147H, 51ER) from 6/8 through the end of the season... Was 5-0 in 6 June starts with a 1.83 ERA (39.1IP, 36H, 8ER, 20SO, 0HR) and was named AL Pitcher of the Month for his efforts... Between 6/8 & 7/22 he went 6-2 w/a 0.85 ERA (63.2IP, 55H, 6ER) over 9GS & lowered his ERA from 6.64 to 3.71... Did not lose between 5/28-7/5... Did not give up a home run between 5/28 & 7/27, a span of 11 starts and 72.2IP... Streak was snapped on a Rafael Palmeiro grand slam in Baltimore on 7/27... In that start at Baltimore he allowed a career-high 10ER & equaled his career-high w/10 runs allowed... Take away that start from his 1996 totals he went 15-8 w/a 3.90 ERA (200.2IP, 227H, 87ER)... Finished T4th among AL pitchers with 2.5 BB/9.0IP... Held AL RH hitters to .255 (94-369) average against... His start of 5/28 at Texas (1.2IP) was his shortest as an Indian & shortest since 8/16/91 vs. Houston (1.0IP)... Tossed lone complete game in 7/17 loss at KC... Made 1 start in the post-season in Game 2 at Baltimore on 10/2... Did not get a decision in Baltimore's 7-4 win (5.0IP, 7H, 4R/3ER, 3BB, 3SO)... **1995** Enjoyed outstanding season with the Tribe, tying Charles Nagy for the team lead in victories with 16... Including the post-season was 20-7... Finished T5th with Wakefield & Nagy for wins (16) in the AL... Was 11-2 in the 2nd half (90.2IP, 82H, 37ER) in 14 starts... Left start of 6/21 vs. the Boston Red Sox with a sprained lower back after just 3.0 innings of work... Originally injured back during workout between his previous start... Was placed on the 15-day DL on 6/22 and activated from the disabled list on 7/7... The stay on the DL marked the only time in his career he was on the shelf other than his shoulder injury that sidelined him in 1990-91... Following the back injury he was 11-3 with a 3.95 ERA in 15 starts (95.2IP, 42ER)... Hurlled 6-hit, complete game shutout vs. Detroit on 6/5 at Jacobs Field... First shutout since 5/21/93 vs. Colorado... Was 25<sup>th</sup> and last career shutout and 66th complete game... Struck out 10 Tigers along the way, the most punchouts in a game for Orel since fanning 10 Giants on 4/10/89 in SF... The gem was his 5th straight winning decision... Was 9-2 in 12 Jacobs Field starts with a 2.67 ERA (81.0IP, 60H, 24ER)... Indians were 19-7 in his 26 starts... Was 4-1 with a 1.53 ERA in 5 playoff starts for the Tribe (35.1IP, 20H, 6ER)... Held playoff opponents to a .160 (20-125) average against... The 4 wins equaled a post-season record and made him the all-time leader in Indians post-season history (Coveleski-3)... Won the ALCS MVP award after posting a 2-0 record with a 1.29 ERA in 2 starts (14.0IP, 9H, 2ER)... Won Games 2 & 5... First player ever to win award in each league... Was 1-1 with a 2.57 ERA in his two World Series starts... Faced Greg Maddux in each start... Game 1 loss at Atlanta was his first career loss in the post-season... His 7-straight playoff victories tied him with Bob Gibson and David Wells for the longest career post-season winning streak... Orel agreed to a 1-year contract extension for the 1997 season on 12/7... **1994** His 6 wins in his final Dodger season pushed him into a tie for 10th place on the all-time Dodger win list at 134 (w/Nap Rucker)... He also ranks 9th all-time in starts (303), 6th in strikeouts (1,443), 10th in innings pitched (2,156), 9th in shutouts (24) and 8<sup>th</sup> in ERA (3.00)... Won his first 3 decisions of the season (4/21 vNYY, 5/3 @MON, 5/19 @COL)... Pitched into the 6th inning in 18 of his 21 starts... On 6/28 he defeated the Giants, 7-4, in his only complete game of the season, all 4 Giant runs coming on solo homers... The 4 HR allowed was a career-high for Orel and the most allowed by a Dodger since Mike Morgan allowed 4 against the Braves on 9/5/90... Granted free agency on 10/17... **1993** Led the team in starts (33), complete games (5), the 5 CG tying him with Pete Harnisch for 7th among NL starters... Led the staff in IP (215.2) for the 2nd consecutive season and 5th time in last 7 seasons... It was 7th time he topped 200IP... Had his finest season as a batter with a .356 overall average (26-73)... It marked the highest single season batting average by a Dodger pitcher in Los Angeles history, Don Newcombe hit .359 in Brooklyn in 1955... Won his first

Year... Was the 8th L.A. Dodger to win the award and first since Tim Leary captured the honor in 1988... Tabbed by local BBWAA as the team's Most Inspirational Player... Started season on 15-day DL on 3/31... Began rehab assignment on 5/7 and made 4 minor league starts before being reinstated on 5/29... Faced Astros on 5/29, first start in 396 days... Pitched 4 innings, allowed 4 ER on 9 hits and lost, 8-2... Won 6-3 on 6/9 in Chicago, his first win since 4/19/90 and his 100<sup>th</sup> career win... **1990** Had his 8<sup>th</sup> major league season cut short due to right shoulder surgery... Made just 4 starts, all in April, and was 1-1 w/a 4.26 ERA before undergoing surgery on 4/27... Missed remainder of season... Was opening day pitcher on 4/9 vs. SD... Final start came on 4/25, went 6.1 innings and left game with discomfort in right shoulder... Had MRI next day which showed damage... Dr. Frank Jobe performed surgery on 4/27 and reconstructed anterior capsule and tightened the ligaments in his right shoulder... It marked first time surgery was performed on a major league pitcher... **1989** Finished 4th in Cy Young voting with 7 points... Finished 2nd in NL behind Scott Garrelts (2.28) of the Giants in ERA (2.31) and led NL for 2nd straight year in IP (256.2), T3rd w/4SHO and 8 CG and was 6th w/178 strikeouts... Faced a league-high 1,047 batters... Made last relief outing on 7/9 at Chicago... **1988** Finished 23-8, most wins by a Dodger since Sandy Koufax won 27 in 1966... Hurlled 59.0 straight consecutive scoreless innings to beat the Major League record mark of 58.0 achieved by Don Drysdale in 1968... Streak officially started on 8/30 with 4.0 shutout innings at Montreal... Pitched 5 consecutive shutouts over Atlanta (2x), Cincinnati, Houston, & San Francisco and then broke record with 10.0 scoreless innings in a game the Dodgers lost in 16.0 innings at San Diego... During the streak he allowed just 31 hits, 11 walks and struck out 38... Extended streak to 67.0, unofficially, before yielding 2 runs in the 9th inning vs. the Mets in Game 1 of the NLCS... Was the unanimous winner of the National League Cy Young Award... Became 6th Dodger to win the award... Was named to the NL All-Star team in Cincinnati... Was named *Sports Illustrated* Sportsman of the Year, *The Sporting News* Player of the Year, *Baseball America* NL Pitcher of the Year, *AP* Athlete of the Year and won the Rawlings Gold Glove Award... Earned position on the *Baseball America*, *AP*, *UPI*, and *The Sporting News* All-Star teams... His 2.26 ERA ranked 3rd in the NL... Led the league in shutouts (8), IP (267) T1st in CG (15) and was 7th in SO (178)... Was named NL Pitcher of the Month for August & September... Earned MVP honors for NLCS and World Series... Pitched a CG shutout in Game 7 of the NLCS against the Mets to put the Dodgers in the World Series... Tossed a CG victory in the 5th and deciding game of the World Series against the Athletics... Was first pitcher in history to toss shutouts in the NLCS & World Series in the same season... **1987** Tied for 3rd in wins (16), 3rd in ERA (3.06), T4th in SO (190), 1st in innings (264.2) and 3rd in complete games (10)... Was named to the National League All-Star Team for the game in Oakland, his first career selection... Was selected to the *Baseball America* All-Star team... Was named NL Pitcher of the Month in June (5-1, 0.90)... Struck out career-high 14 on 6/19 at Houston... **1986** Went 14-14 w/a 3.85 ERA in 35 starts for the Dodgers... **1985** Led Dodgers to Western Division title with a 19-3 record and best winning percentage in baseball (.864)... Finished 3rd in the league in ERA (2.03), T3rd in SHO (5), 5th in wins (19), 6th in CG (9), and 8th in SO (157)... Won last 11 decisions, the longest Dodger winning streak since Burt Hooton won 12 in a row in '75... Went 11-0 at Dodger Stadium w/a 1.08 ERA (best ever by Dodger)... **1984** Tied for league lead in SHO (4), 3rd in ERA (2.66), 6<sup>th</sup> in CG (8), and 8th in SO (150)... Finished 3rd in the NL Rookie of the Year balloting... Was named NL Pitcher of the Month in July with 4 shutouts... First big league win was in relief on 4/5 in LA vs. St. Louis... Won first game as a starter on 6/29 vs. Chicago, winning 7-1 in 9.0 IP... **1983** Made his major league debut on 9/1 vs. Montreal and recorded his first SO against Tim Wallach... First big league save came on 9/30 vs. the Giants, the night the Dodgers clinched the title... 3rd in PCL in saves (16) and was 7th in ERA (4.09)... **1982** Finished 7th in the PCL ERA race with a 3.71 mark in his first year at the AAA level... **1981** Went 7-6 with 15 saves at AA San Antonio... **1980** Was 5-9 with a 3.55 ERA in 49 games (14 SV) for AA San Antonio... **1979** Spent the season in Clinton, IA after being selected by the Dodgers in the 17th round of the '79 draft... Signed by Boyd Bartley.

### PROFESSIONAL/MISC.

Full name **OREL LEONARD HERSHISER IV**... Wife Jamie (2/7/81)... Two sons, Orel Leonard V (Quinton - 11/24/84) and Jordan Douglas (9/15/88)... Resides in Windermere, FL... Made the all-conference team at Cherry Hills East High School in New Jersey... Named All-Mid American Conference at Bowling Green State University and earned team MVP honors for the Falcons his junior season... Pitched for the AAABA National Championship Johnstown, PA team in '79... Played defense and left wing for the Philadelphia Flyers' Junior A hockey team... While living in LA,

he was involved in 65 Roses in LA and was president of the James Jarrin scholarship fund...Received Baseball Chapel's Danny Thompson award at the '89 All-Star Game...With the Dodgers, volunteered time for Five Acres Home for Abused Children, Cystic Fibrosis, anti-child abuse campaign and was named 1990 Big Brother of the Year...During his first tenure with the Indians, he was very active in the community, serving as co-Chairman of the 1996 Guardian Angel Appeal, fund raiser for the Providence House...The Providence House is a crisis nursery for neglected and abused children...Also donated sporting goods equipment from Spalding to the Boys & Girls Clubs of Cleveland...With the Giants he donated \$1,000 per win and \$25 per inning pitched to the YMCA of San Francisco...Of approximately \$16,000 donated, about half of that total was used to purchase Giants game tickets, free lunches, autographed photos and Giants caps for 250-500 YMCA kids who payed visits to 3Com Park for chat sessions with Orel... Is an avid golfer, competing in several AT&T Pro-Am Golf Tournaments at Pebble Beach.

YEAR	CLUB	W	L	ERA	G	GS	CG	SHO	SV	IP	H	R	ER	BB	SO
1979	Clinton	4	0	2.09	15	4	1	0	2	43.0	33	15	10	17	33
1980	San Antonio	5	9	3.55	49	3	1	0	14	109.0	120	59	43	59	75
1981	San Antonio	7	6	4.68	42	4	3	0	*15	102.0	94	54	53	50	95
1982	Albuquerque	9	6	3.71	47	7	2	0	4	123.2	121	73	51	63	93
1983	Albuquerque	10	8	4.09	49	10	6	0	16	134.1	132	73	61	57	95
	Los Angeles	0	0	3.38	8	0	0	0	1	8.0	7	6	3	6	5
1984	Los Angeles	11	8	2.66	45	20	8	#4	2	189.2	160	65	56	50	150
1985	Los Angeles	19	3	2.03	36	34	9	5	0	239.2	179	72	54	68	157
1986	Los Angeles	14	14	3.85	35	35	8	1	0	231.1	213	112	99	86	153
1987	Los Angeles	16	16	3.06	37	35	10	1	1	*264.2	247	105	90	74	190
1988	Los Angeles	#23	8	2.26	35	34	#15	*8	1	*267.0	208	73	67	73	178
1989	Los Angeles	15	#15	2.31	35	33	8	4	0	*256.2	226	75	66	77	178
1990	Los Angeles	1	1	4.26	4	4	0	0	0	25.1	26	12	12	4	16
1991	Bakersfield	2	0	0.82	2	2	0	0	0	11.0	5	2	1	1	6
	San Antonio	0	1	2.57	1	1	0	0	0	7.0	11	3	2	1	5
	Albuquerque	0	0	0.00	1	1	0	0	0	5.0	5	0	0	0	5
	Los Angeles	7	2	3.46	21	21	0	0	0	112.0	112	43	43	32	73
1992	Los Angeles	10	#15	3.67	33	33	1	0	0	210.2	209	101	86	69	130
1993	Los Angeles	12	14	3.59	33	33	5	1	0	215.2	201	106	86	72	141
1994	Los Angeles	6	6	3.79	21	21	1	0	0	135.1	146	67	57	42	72
1995	CLEVELAND	16	6	3.87	26	26	1	1	0	167.1	151	76	72	51	111
1996	CLEVELAND	15	9	4.24	33	33	1	0	0	206.0	238	115	97	58	125
1997	CLEVELAND	14	6	4.47	32	32	1	0	0	195.1	199	105	97	69	107
1998	San Francisco	11	10	4.41	34	34	0	0	0	202.0	200	105	99	85	126
Minor Lg. Totals		37	30	3.72	206	32	13	0	51	535.0	521	279	221	248	407
CLEVELAND TOTALS		45	21	4.21	91	91	3	1	0	568.2	588	296	266	178	343
American League		45	21	4.21	91	91	3	1	0	568.2	588	296	266	178	343
National League		145	112	3.12	377	337	65	24	5	2358.0	2134	942	818	738	1569
M.L. Totals		190	133	3.33	468	428	68	25	5	2926.2	2722	1238	1084	916	1912

M.L. HRs ALLOWED: 1983-1; 1984-9; 1985-8; 1986-13; 1987-17; 1988-18; 1989-9; 1990-1; 1991-3; 1992-15; 1993-17; 1994-15; 1995-21; 1996-21; 1997-26; 1998-22. Total: 216.

1979 - Selected by the Los Angeles Dodgers in the 17th round of the June draft (regular phase).

1995 - Signed as a free agent by the Cleveland Indians, April 8.

1997 - Signed as a free agent by the San Francisco Giants, December 9.

1999 - Signed by the Cleveland Indians as a free agent, February 20.

#### ALL-STAR GAME RECORD

YEAR	CLUB	W	L	ERA	G	GS	CG	SHO	SV	IP	H	R	ER	BB	SO
1987	Los Angeles	0	0	0.00	1	0	0	0	0	2.0	1	0	0	1	0
1988	Los Angeles	0	0	0.00	1	0	0	0	0	1.0	0	0	0	0	0
1989	Los Angeles	—DID NOT PLAY—													
Totals		0	0	0.00	2	0	0	0	0	3.0	1	0	0	1	0

#### DIVISION SERIES RECORD

YEAR	CLUB	W	L	ERA	G	GS	CG	SHO	SV	IP	H	R	ER	BB	SO
1995	CLEVELAND	1	0	0.00	1	1	0	0	0	7.1	3	0	0	2	7
1996	CLEVELAND	0	0	5.40	1	1	0	0	0	5.0	7	4	3	3	3
1997	CLEVELAND	0	0	3.97	2	2	0	0	0	11.1	14	5	5	2	4
Totals		1	0	3.04	4	4	0	0	0	23.2	24	9	8	7	14

## LEAGUE CHAMPIONSHIP SERIES RECORD

YEAR	CLUB	W	L	ERA	G	GS	CG	SHO	SV	IP	H	R	ER	BB	SO
1983	Los Angeles	—DID NOT PLAY—													
1985	Los Angeles	1	0	3.52	2	2	1	0	0	15.1	17	6	6	6	5
1988	Los Angeles	1	0	1.09	4	3	1	1	1	24.2	18	5	3	7	15
1995	CLEVELAND	2	0	1.29	2	2	0	0	0	14.0	9	3	2	3	15
1997	CLEVELAND	0	0	0.00	1	1	0	0	0	7.0	4	0	0	1	7
<b>Totals</b>		<b>4</b>	<b>0</b>	<b>1.62</b>	<b>9</b>	<b>8</b>	<b>2</b>	<b>1</b>	<b>1</b>	<b>61.0</b>	<b>48</b>	<b>14</b>	<b>11</b>	<b>17</b>	<b>42</b>

## WORLD SERIES RECORD

YEAR	CLUB	W	L	ERA	G	GS	CG	SHO	SV	IP	H	R	ER	BB	SO
1988	Los Angeles	2	0	1.00	2	2	2	1	0	18.0	7	2	2	6	17
1995	CLEVELAND	1	1	2.57	2	2	0	0	0	14.0	8	5	4	4	13
1997	CLEVELAND	0	2	11.70	2	2	0	0	0	10.0	15	13	13	6	5
<b>Totals</b>		<b>3</b>	<b>3</b>	<b>4.07</b>	<b>6</b>	<b>6</b>	<b>2</b>	<b>1</b>	<b>0</b>	<b>42.0</b>	<b>30</b>	<b>20</b>	<b>19</b>	<b>16</b>	<b>35</b>

## 1998

## CAREER

	W-L-S	ERA	IP	H	ER	SO	W-L-S	ERA	IP	H	ER	SO
SEASON	11-10-0	4.41	202.0	200	99	126	190-133-5	3.33	2926.2	2722	1084	1912
HOME	5-6-0	4.22	106.2	105	50	67	99-59-1	2.97	1506.2	1340	497	987
ROAD	6-4-0	4.63	95.1	95	49	59	91-74-4	3.72	1420.0	1382	587	925
vs. Balt.	—	—	—	—	—	—	4-2-0	5.16	45.1	47	26	23
Bos.	—	—	—	—	—	—	4-2-0	3.43	42.0	47	16	25
N.Y.	—	—	—	—	—	—	2-1-0	3.27	41.1	39	15	24
T.B.	—	—	—	—	—	—	—	—	—	—	—	—
Tor.	—	—	—	—	—	—	5-2-0	3.99	47.1	45	21	34
A.L. EAST	—	—	—	—	—	—	15-7-0	3.99	176.0	178	78	106
vs. Chi.	—	—	—	—	—	—	4-2-0	3.76	38.1	42	16	17
Cle.	—	—	—	—	—	—	—	—	—	—	—	—
Det.	—	—	—	—	—	—	5-3-0	2.98	54.1	52	18	40
K.C.	—	—	—	—	—	—	5-2-0	3.40	53.0	47	20	32
Minn.	—	—	—	—	—	—	3-0-0	1.67	27.0	23	5	20
A.L. CENTRAL	—	—	—	—	—	—	17-7-0	3.08	172.2	164	59	109
vs. Ana.	—	—	—	—	—	—	2-1-0	4.24	36.1	34	17	21
Oak.	—	—	—	—	—	—	2-1-0	6.23	34.2	47	24	22
Sea.	0-1-0	9.00	4.0	6	4	2	2-2-0	5.80	45.0	49	29	23
Tex.	0-1-0	8.53	6.1	9	6	5	2-2-0	8.69	29.0	44	28	16
A.L. WEST	0-2-0	8.71	10.1	15	10	7	8-6-0	6.08	145.0	174	98	82
vs. Chi.	1-0-0	3.06	17.2	14	6	10	9-7-1	3.22	170.1	166	61	112
Cin.	1-0-0	1.20	15.0	8	2	10	15-10-1	3.13	239.0	208	83	140
Hou.	0-0-0	5.56	11.1	8	7	9	15-13-0	3.25	251.2	217	91	171
Milw.	1-2-0	4.50	18.0	16	9	10	5-4-0	4.38	78.0	75	38	45
Pitt.	1-0-0	1.29	7.0	6	1	5	13-9-0	3.33	167.1	156	62	126
St. L.	1-0-0	2.08	13.0	12	3	10	8-8-1	3.46	148.1	144	57	97
N.L. CENTRAL	5-2-0	3.07	82.0	64	28	54	65-51-3	3.35	1054.2	966	392	700
PRE-ASG	7-6-0	3.85	110.0	89	47	69	103-72-4	3.42	1570.1	1519	597	1045
POST-ASG	4-4-0	5.09	92.0	111	52	57	87-61-1	3.23	1356.1	1203	487	867
START	11-10-0	4.41	202.0	200	99	126	187-130-0	3.33	2859.1	2656	1058	1849
RELIEF	—	—	—	—	—	—	3-3-5	3.48	67.1	66	26	63
IN APRIL	0-3-0	5.35	35.1	31	21	23	28-17-0	3.50	427.1	394	166	282
MAY	5-0-0	0.86	42.0	19	4	27	33-20-1	3.26	475.1	445	172	342
JUNE	1-3-0	6.66	25.2	35	19	18	32-26-2	3.36	517.2	488	193	330
JULY	2-2-0	4.09	33.0	28	15	10	32-24-1	3.58	470.1	438	187	294
AUGUST	1-1-0	4.91	40.1	53	22	29	31-21-0	3.44	507.0	491	194	326
SEPT/OCT	2-1-0	6.31	25.2	34	18	19	34-25-1	2.93	529.0	466	172	338

## HERSHISER'S 59-INNING CONSECUTIVE SCORELESS STREAK

(August 30th-September 28th, 1988)

DATE	OPPONENT	IP	H	R	ER	BB	SO	SCORE
August 30	at Montreal	4.0	1	0	0	2	4	4-2
September 5	at Atlanta	9.0	4	0	0	1	8	3-0
September 10	vs. Cincinnati	9.0	7	0	0	3	8	5-0
September 14	vs. Atlanta	9.0	6	0	0	2	8	1-0
September 19	at Houston	9.0	4	0	0	0	5	1-0
September 23	at San Francisco	9.0	5	0	0	2	2	3-0
September 28	at San Diego	10.0	4	0	0	1	3	1-2
<b>TOTALS</b>		<b>59.0</b>	<b>31</b>	<b>0</b>	<b>0</b>	<b>11</b>	<b>38</b>	

**ACTIVE WIN LEADERS**

1.	Roger Clemens	233
2.	Greg Maddux	202
3.	<b>OREL HERSHISER</b>	<b>190</b>
4.	<b>DOC GOODEN</b>	<b>185</b>
5.	Mark Langston	178

**ACTIVE LEADERS IN GAMES STARTED**

1.	Roger Clemens	449
2.	<b>OREL HERSHISER</b>	<b>428</b>
3.	Mark Langston	423
4.	Greg Maddux	399

**ACTIVE LEADERS IN INNINGS PITCHED**

1.	Roger Clemens	3274.2
2.	Danny Darwin	3016.2
3.	<b>OREL HERSHISER</b>	<b>2926.2</b>
4.	Mark Langston	2901.0

**ACTIVE SHUTOUT LEADERS**

1.	Roger Clemens	44
2.	Greg Maddux	28
3.	<b>OREL HERSHISER</b>	<b>25</b>
4.	<b>DOC GOODEN</b>	<b>24</b>

**HERSHISER'S GAME HIGHS**

**NO-HITTER:**—; **ONE-HITTER:** 2, most recently on July 23, 1985 vs. Pittsburgh; **TWO-HITTER:** 6, most recently on May 14, 1989 vs. Philadelphia; **THREE-HITTER:**—; **FOUR-HITTER:** 6, most recently on September 19, 1988 at Houston; **K's:** 14, June 19, 1987 at Houston; **WINNING STREAK:** 11 games, July 18-Oct. 6, 1985 (with Los Angeles); **LOSING STREAK:** 7 games, Aug. 18-24, 1989 (with Los Angeles); **LAST CG:** July 27, 1997 at New York (AL); **LAST CG SHO:** June 5, 1995 vs. Detroit (6-hitter).

**HERSHISER/ML FIELDING**

YEAR	PCT	G	PO	A	E	TC	DP
1983	1.000	8	0	2	0	2	1
1984	.900	45	17	28	5	50	2
1985	.903	36	20	45	7	72	4
1986	.951	35	22	36	3	61	6
1987	.934	37	37	34	5	76	6
1988	.939	35	32	60	6	98	6
1989	.949	35	24	51	4	79	2
1990	1.000	4	1	3	0	4	0
1991	.983	21	12	18	1	31	1
1992	.958	33	28	41	3	72	2
1993	.955	33	20	43	3	66	1
1994	.958	21	22	24	2	48	3
1995	.959	26	16	31	2	49	1
1996	.971	33	20	47	2	69	3
1997	.925	32	20	29	4	53	2
1998	.983	34	21	36	1	58	3
<b>Totals</b>	<b>.946</b>	<b>468</b>	<b>312</b>	<b>528</b>	<b>48</b>	<b>888</b>	<b>42</b>



Mike

**JACKSON**

**42**

**Age:** 34, born December 22, 1964 in Houston, TX

**Position:** Pitcher

**Bats:** R                      **Height:** 6-2

**Throws:** R                      **Weight:** 225

**ML Service:** 12 + 059

**Contract Status:** Signed thru 1999.

**Acquired:** December 13, 1996; Signed to a free agent major league contract.

### 1998 SEASON HIGHLIGHTS

- ◆ Did an outstanding job in his first season as the full-time closer for the Indians, saving 40 of 45 (88.9%) of his chances on the year...The 40 saves is the 3<sup>rd</sup> highest single-season total in the history of the club and set a new career-high...His 40 saves ranked 4<sup>th</sup> in the American League...His 88.9% save ratio was also the 4<sup>th</sup> best mark in the AL and he finished 3<sup>rd</sup> in the AL Roloids Relief Man standings behind Tom Gordon (142) and John Wetteland (120) with 110 points....He now ranks 3<sup>rd</sup> in club history with 55 career saves as an Indian...His efforts got him one 10<sup>th</sup> place vote in the AL MVP voting to put him in a tie for 21<sup>st</sup> place.
- ◆ His 1.55 ERA was the lowest in the American League among relievers ahead of Mariano Rivera and was the 3<sup>rd</sup> lowest in franchise history among pitchers with at least 60.0IP (Addie Joss, 1.16, 1908 & Jose Mesa, 1.13, 1995)...His 572 appearances in the decade of the 1990's are 2<sup>nd</sup> to only Paul Assenmacher.
- ◆ Saved 30 of his last 32 (93.8%) total chances, including the last 13 straight...Saved a career-high 17 straight chances from May 14-July 29 before suffering 4<sup>th</sup> blown save on July 30 at Seattle...Held RH hitters to a .182 (22-121) average against and has held right-handers to a .179 (143-799) average over the last 6 seasons since 1993...Overall ML hitters hit .195 (43-221) off him with 4 HR...His .195 (43-221) average against was 3<sup>rd</sup> among relievers behind Tom Gordon and Troy Percival...LH hitters hit .210 (21-100) off him with 1 HR.
- ◆ Did not allow a run over his last 20 outings from August 5 thru the end of the season, a 19.1 inning stretch, the longest by an Indian in 1998 (19.1IP, 8H, 15SO)...Last run allowed came on August 1 at Oakland, which was also his 5<sup>th</sup> and last blown save...His 8.4 runners allowed/9.0 was the best in the AL ahead of John Wetteland (8.6)...His .143 (8-56) average w/RISP was 2<sup>nd</sup> among AL relievers behind Paul Shuey...Indians were 55-14 (.797) in games in which he appeared.
- ◆ Did not record a decision and saved all 4 of his chances in 4 post-season outings, compiling an ERA of 3.60 (5.0IP, 3H, 2R/ER)...Both runs allowed came in game 3 of the division series at Boston on a 2-run HR by Nomar Garciaparra...Member of MLB All-Star Team that toured Japan following the season (4G, 4.0IP, 1H, 0R).

### PRO CAREER

**1997** Was outstanding in his first season with the Tribe, filling in for Jose Mesa as the Tribe closer in the first half on his way to collecting a career-high 15 saves...His 71 appearances marked the 8<sup>th</sup> time in the last 10 seasons he has made 60+ appearances...His 71 outings were the 4<sup>th</sup> most of his career and tied for 11<sup>th</sup> among AL relievers.. Was in the closer's role from the end of April to the end of July as Jose Mesa struggled to find himself...On the season he saved a career-best 15 games in 17 chances (88.2%), eclipsing his career-best of 14 saves in 1991 w/ Seattle...Recorded just 1 save over the last 2 months of the season, going 0-3 with a 5.56 ERA in 25 games (22.2IP, 24H, 14ER) in August and September...Did not allow a homer over his first 44 games of the season (51.1IP) before allowing HR vs. Oakland's Jose Canseco on 7/25...Limited AL batters to a .190 avg. (23-121) with runners on base, the 7<sup>th</sup> lowest mark in the league...Overall, ML hitters hit .215 (59-274) off him-the 6<sup>th</sup> lowest mark of any AL reliever...RH hitters hit him at a .153

(24-157) clip w/3HR... Indians were 50-21 (.704) when he appeared in a game... Went 1-0 in 13 post-season appearances for the A.L. Champion Indians with a 0.68 ERA (13.1IP, 9H, 1R/ER, 5BB, 16SO)... Held playoff batters to a .196 (9-46) average against and was runner-up for the ALCS MVP to Marquis Grissom after not allowing a run in 5 LCS outings vs. Baltimore (tied single-season ALCS record with 5G)... Picked up post-season win in Game 4 of the Division Series vs. New York and allowed only run in Game 3 of the World Series vs. Florida (Blown Save)... Indians picked up 1999 option on 12/1... **1996** Spent the season with Seattle and led the club with 73 appearances... The 73 outings was the 2nd highest total of his career and 5th among American League relievers... Saved 6 games in 8 chances and had 15 holds... Finished the season as Seattle's all-time leader in appearances (335) and ERA (3.38)... From 7/1 on, he went 0-0 with 3 saves and a 1.75 ERA in 37 outings (36.0IP, 23H, 7ER, 36SO)... Allowed more than 1 run in only 1 outing after 6/29 on Nigel Wilson's 2-run, PH HR (first ML hit) on 9/8 in Cleveland... Held AL batters to a .225 average against (61-271) with righthanders hitting at a .201 (35-174) clip off of him... Made Mariners career appearance #273 on 4/28 at Milwaukee to surpass Ed Vande Berg for most games by a Seattle pitcher... Picked up only win on 4/17 vs. Detroit and tagged with only loss on May 1 at Texas... Made Mariners career appearance #300 on 7/2 vs. Oakland... **1995** Spent the season with the Cincinnati Reds after 3 seasons in San Francisco... Began the season on 15-day disabled list with tendinitis in his right shoulder... Activated on 6/5... On 6/18 vs. Montreal, he recorded his first win of the year by retiring all 4 batters he faced... Picked up first save on 7/7 vs. Los Angeles... Missed 13 games (8/25-9/6) with a strained muscle in his left rib cage... Did not allow a run in the Division Series vs. Los Angeles (3.2IP, 4H, 0ER) but was touched up for 6 runs in 3 NLCS outings vs. Atlanta (2.1IP)... **1994** Got off to a quick start but was nagged all season by tendinitis in his right elbow... Had a 1.13 ERA prior to being placed on the 15-day disabled list from 6/17-7/2... Pitched only 2.2 innings after activation before being shelved for the remainder of the season on 7/6... Walked only 11 in 42.1 innings pitched with 51 punch outs... **1993** Marked the 6th straight season in which he led his team in appearances and his 7th consecutive season with 55 or more appearances... Established a Giants franchise record and career-high mark with a National League-high 81 appearances... Was instrumental in helping Rod Beck record a franchise record 48 saves... Also led the National League with 34 holds as the Giants went on to win 103 games... Giants were 92-5 when leading after 7.0 innings and 92-0 when leading after 8.0 innings... From 4/22 to 6/27 he allowed only 3ER in 33.1 IP (33G)... Was on the DL from 7/24 to 8/9 with a sprained right knee... Suffered injury covering first base... Did not surrender a run over his final 11 outings on the season (9.2IP)... Held NL hitters to a .204 average against, with RH hitters hitting .171 (27-158) off him... **1992** Traded to SF before the season on 12/11 along with RHP Bill Swift and RHP Dave Burba in exchange for Kevin Mitchell and Mike Remlinger... Led the Giants with 67 appearances... Allowed 14 runs over his final 13 outings to raise his ERA to 3.73 for the season... Passed 500.0 career innings pitched mark on 4/29 vs. St. Louis... **1991** Finished T2nd in the AL with 72 outings... Worked a season-high 3.2 IP to record first win on 4/17 vs. Minnesota... Was 3-0 with a 0.95 ERA in May... Became M's stopper in June and was successful on his first 9 chances... Notched 13th save on 6/28 at Toronto before returning to a set-up role after blowing his next 4 chances... Ended the season with a career-high 14 saves in 22 chances... Also recorded a career-high 7 wins... Held the opposition to a .201 average against with RH hitters hitting .170 against him... **1990** Led the Mariners with 63 appearances... Was 3-3 with a 2.96 ERA at the break but struggled to a 6.82 ERA in 31 2nd half games... Underwent surgery after the season on 11/6 to repair torn cartilage in his right knee... **1989** Fanned a career-high 94 batters... Ranked 6th in the AL with a team-high 65 appearances... **1988** Acquired before the season from the Phillies along with OF Glenn Wilson and OF Dave Brundage in exchange for OF Phil Bradley and LHP Tim Lincecum... Led the Mariners in games with 62... Notched first AL win on 5/15 at Boston... Recorded first AL save on 5/20 at Baltimore... Worked a career-high 4.2 innings in relief on 4/30 at Detroit... **1987** Opened the year in Philadelphia's bullpen... Yielded just 1 run and fanned 17 in 13.1IP over his first 8 games... Optioned to AAA Maine on 5/1... Was recalled back to Philly on 5/8 after 2 starts for the Guides... Made first ML start on 5/12 vs. Houston... Garnered first ML win on 6/7 vs. Montreal and worked career-high 8.2 IP in the outing... Fanned a career-high 7 on 7/6 at Cincinnati... Was on the DL from 8/6-22 with a strained right shoulder... Dropped his final 4 outings after his return... **1986** Began the year with AA Reading... Promoted to Portland on 7/4 and was unscored upon in his first 7 outings... Purchased by the Phillies on 8/8... Made ML debut on 8/22 vs. New York (1.0IP, 0H, 0R)... **1985** Split the year between the bullpen and the rotation at A

Peninsula...**1984** Recorded 7 wins in his first professional season in just 14 relief outings for A Spartanburg...Selected by Philadelphia in the 2nd round of the secondary phase of the '84 January draft.

**PERSONAL/MISC.**

Full name **MICHAEL RAY JACKSON**...Resides in Spring, TX...Wife's name is Tammy...The Jackson's have a daughter, Lindsey Michelle (8/5/92), and a son, Ryan Michael (10/10/94)...Played baseball and football at Forest Brook High School in Houston, TX...Attended Hill Junior College (TX)...Enjoys swimming, dancing and fishing.

YEAR	CLUB	W	L	ERA	G	GS	CG	SHO	SV	IP	H	R	ER	BB	SO
1984	Spartanburg	7	2	2.68	14	14	0	0	0	80.2	53	35	24	50	77
1985	Peninsula	7	9	4.60	31	18	0	0	1	125.1	127	71	64	53	96
1986	Reading	2	3	1.66	30	0	0	0	6	43.1	25	9	8	22	42
	Portland	3	1	3.18	17	0	0	0	3	22.2	18	8	8	13	23
	Philadelphia	0	0	3.38	9	0	0	0	0	13.1	12	5	5	4	3
1987	Philadelphia	3	10	4.20	55	7	0	0	1	109.1	88	55	51	56	93
	Maine	1	0	0.82	2	2	0	0	0	11.0	9	2	1	5	13
1988	Seattle	6	5	2.63	62	0	0	0	4	99.1	74	37	29	43	76
1989	Seattle	4	6	3.17	65	0	0	0	7	99.1	81	43	35	54	94
1990	Seattle	5	7	4.54	63	0	0	0	3	77.1	64	42	39	44	69
1991	Seattle	7	7	3.25	72	0	0	0	14	88.2	64	35	32	34	74
1992	San Francisco	6	6	3.73	67	0	0	0	2	82.0	76	35	34	33	80
1993	San Francisco	6	6	3.03	*81	0	0	0	1	77.1	58	28	26	24	70
1994	San Francisco	3	2	1.49	36	0	0	0	4	42.1	23	8	7	11	51
1995	Cincinnati	6	1	2.39	40	0	0	0	2	49.0	38	13	13	19	41
	Chattanooga	0	0	0.00	3	2	0	0	0	3.0	2	0	0	0	2
	Indianapolis	0	0	0.00	2	1	0	0	0	2.0	0	0	0	0	1
1996	Seattle	1	1	3.63	73	0	0	0	6	72.0	61	32	29	24	70
1997	CLEVELAND	2	5	3.24	71	0	0	0	15	75.0	59	33	27	29	74
1998	CLEVELAND	1	1	1.55	69	0	0	0	40	64.0	43	11	11	13	55
Minor Lg. Totals		20	15	3.28	99	37	0	0	10	288.0	234	125	105	143	254
CLEVELAND TOTALS		3	6	2.46	140	0	0	0	55	139.0	102	44	38	42	129
<b>American League</b>		<b>26</b>	<b>32</b>	<b>3.16</b>	<b>475</b>	<b>0</b>	<b>0</b>	<b>0</b>	<b>89</b>	<b>575.2</b>	<b>446</b>	<b>233</b>	<b>202</b>	<b>241</b>	<b>512</b>
<b>National League</b>		<b>24</b>	<b>25</b>	<b>3.28</b>	<b>288</b>	<b>7</b>	<b>0</b>	<b>0</b>	<b>10</b>	<b>373.1</b>	<b>295</b>	<b>144</b>	<b>136</b>	<b>147</b>	<b>338</b>
<b>M. L. TOTALS</b>		<b>50</b>	<b>57</b>	<b>3.21</b>	<b>763</b>	<b>7</b>	<b>0</b>	<b>0</b>	<b>99</b>	<b>949.0</b>	<b>741</b>	<b>377</b>	<b>338</b>	<b>388</b>	<b>850</b>

M.L. HRs ALLOWED: 1986-2; 1987-16; 1988-10; 1989-8; 1990-8; 1991-5; 1992-7; 1993-7; 1994-4; 1995-5; 1996-11; 1997-3; 1998-4. Total: 90.

1983 -Selected by the Philadelphia Phillies in the 29th round of the June draft (did not sign).

1984 -Selected by the Philadelphia Phillies in the 2nd round of the January draft (secondary phase).

1987 - Acquired by the Seattle Mariners along with Glenn Wilson and Dave Brundage from the Philliessin exchange for Phil Bradley and Tim Fortugno, December 9.

1991 -Acquired by the San Francisco Giants along with Bill Swift and Dave Burba from the Marinersin exchange for Kevin Mitchell and Mike Remlinger, December 11.

1995 -Signed by the Cincinnati Reds as a free agent, April 8.

1996 -Signed by the Seattle Mariners as a free agent, February 2.

1996 -Signed by the Cleveland Indians as a free agent, December 13.

**DIVISION SERIES RECORD**

YEAR	CLUB	W	L	ERA	G	GS	CG	SHO	SV	IP	H	R	ER	BB	SO
1995	Cincinnati	0	0	0.00	3	0	0	0	0	3.2	4	0	0	0	1
1997	CLEVELAND	1	0	0.00	4	0	0	0	0	4.1	3	0	0	1	5
1998	CLEVELAND	0	0	4.50	3	0	0	0	3	4.0	3	2	2	1	1
<b>TOTALS</b>		<b>1</b>	<b>0</b>	<b>1.50</b>	<b>10</b>	<b>0</b>	<b>0</b>	<b>0</b>	<b>3</b>	<b>12.0</b>	<b>10</b>	<b>2</b>	<b>2</b>	<b>2</b>	<b>7</b>

**CHAMPIONSHIP SERIES RECORD**

YEAR	CLUB	W	L	ERA	G	GS	CG	SHO	SV	IP	H	R	ER	BB	SO
1995	Cincinnati	0	1	23.14	3	0	0	0	0	2.1	5	6	6	4	1
1997	CLEVELAND	0	0	0.00	5	0	0	0	0	4.1	1	0	0	1	7
1998	CLEVELAND	0	0	0.00	1	0	0	0	1	1.0	0	0	0	0	2
<b>TOTALS</b>		<b>0</b>	<b>1</b>	<b>7.04</b>	<b>9</b>	<b>0</b>	<b>0</b>	<b>0</b>	<b>1</b>	<b>7.2</b>	<b>6</b>	<b>6</b>	<b>6</b>	<b>5</b>	<b>10</b>

**WORLD SERIES RECORD**

YEAR	CLUB	W	L	ERA	G	GS	CG	SHO	SV	IP	H	R	ER	BB	SO
1997	CLEVELAND	0	0	1.93	4	0	0	0	0	4.2	5	1	1	3	4

	1998						CAREER					
	W-L-S	ERA	IP	H	ER	SO	W-L-S	ERA	IP	H	ER	SO
SEASON	1-1-40	1.55	64.0	43	11	55	50-57-99	3.21	949.0	741	338	850
HOME	1-0-20	1.31	34.1	25	5	32	30-22-48	3.02	480.1	357	161	444
ROAD	0-1-20	1.82	29.2	18	6	23	20-35-51	3.40	468.2	384	177	406
vs. Balt.	0-0-3	1.80	5.0	3	1	7	3-3-5	4.81	39.1	38	21	43
Bos.	0-0-3	2.25	4.0	5	1	7	1-3-8	3.97	47.2	36	21	41
N.Y.	0-0-2	0.00	3.2	2	0	4	1-0-6	1.71	42.0	26	8	35
T.B.	0-1-3	3.00	6.0	5	2	5	0-1-3	3.00	6.0	5	2	5
Tor.	0-0-3	0.00	4.1	2	0	3	1-2-6	2.2	32.2	17	8	30
A.L. EAST	0-1-14	1.57	23.0	17	4	26	6-9-28	3.22	167.2	122	60	154
vs. Chi	0-0-5	0.00	5.2	1	0	2	0-3-7	2.72	39.2	33	12	34
Cle.	—	—	—	—	—	—	3-2-1	5.15	36.2	27	21	36
Det.	0-0-3	3.86	4.2	6	2	2	2-2-9	2.43	40.2	30	11	41
K.C.	0-0-2	0.00	4.0	2	0	3	3-3-7	2.41	37.1	21	10	40
Minn.	1-0-1	0.00	3.0	2	0	2	5-1-3	1.80	50.0	42	10	24
A.L. CENTRAL	1-0-11	1.04	17.1	11	2	9	13-11-27	2.82	204.1	153	64	175
vs. Ana.	0-0-2	2.70	3.1	4	1	3	3-0-6	4.19	38.2	40	18	29
Oak.	0-0-2	6.00	3.0	5	2	3	1-3-5	3.16	51.1	41	18	54
Sea.	0-0-6	1.08	8.1	1	1	7	0-1-7	3.95	13.2	6	6	14
Tex	0-0-1	0.00	2.2	1	0	1	1-6-3	4.61	41.0	44	21	32
A.L. WEST	0-0-11	2.08	17.1	11	4	14	5-10-21	3.92	144.2	131	63	129
vs. Chi.	0-0-2	0.00	1.1	1	0	0	3-2-2	4.98	34.1	33	19	31
Cin.	0-0-0	0.00	1.0	0	0	1	3-2-0	1.93	28.0	15	6	32
Hou.	0-0-1	0.00	2.0	1	0	2	1-3-4	3.00	30.0	24	10	21
Milw.	0-0-1	0.00	1.0	0	0	1	2-2-8	2.47	47.1	31	13	40
Pitt.	0-0-0	9.00	1.0	2	1	2	1-2-1	2.23	32.1	15	8	32
St. L.	—	—	—	—	—	—	0-3-0	2.81	32.0	21	10	30
N.L. CENTRAL	0-0-4	1.42	6.1	4	1	6	10-14-15	2.91	204.0	139	66	186
PRE-ASG	0-1-19	1.91	33.0	26	7	29	31-26-63	3.07	546.0	418	186	500
POST-ASG	1-0-21	1.16	31.0	17	4	26	19-31-36	3.39	403.0	323	152	350
START	—	—	—	—	—	—	1-4-0	6.68	33.2	35	25	23
RELIEF	1-1-40	1.55	64	43	11	55	49-53-99	3.08	915.1	706	313	824
IN APRIL	0-0-9	1.64	11.0	8	2	10	5-8-20	2.85	148.1	113	47	130
MAY	0-1-3	3.6	10	9	4	9	11-7-14	3.07	167.1	124	57	148
JUNE	0-0-5	0.9	10	9	1	9	10-9-22	3.59	170.1	131	68	151
JULY	1-0-10	1.42	12.2	6	2	11	15-10-19	3.32	154.2	128	57	148
AUGUST	0-0-7	1.42	12.2	8	2	12	5-12-13	3.21	154.0	108	51	130
SEPT/OCT	0-0-6	0	7.2	3	0	4	4-11-11	3.33	153.2	136	58	142

## JACKSON'S GAME HIGHS

**NO-HITTER:** —; **1-HITTER:** —; **2-HITTER:** —; **3-HITTER:** —; **4-HITTER:** —; **K's (Starter):** 7, July 6, 1987 at Cincinnati; **K's (Reliever):** 6, twice, most recently on August 5, 1989 vs. Oakland; **WINNING STREAK:** 4 games, twice, most recently from June 23 thru August 4, 1990; **SAVE STREAK:** 17, May 14 thru July 29, 1998.

## JACKSON, M./ML FIELDING

YEAR	PCT	G	PO	A	E	TC	DP
1986	1.000	9	2	0	0	2	0
1987	.944	55	5	12	1	18	0
1988	1.000	62	4	11	0	15	0
1989	.875	65	3	11	2	16	0
1990	1.000	63	5	12	0	17	3
1991	.909	72	2	8	1	11	1
1992	.938	67	6	9	1	16	0
1993	.941	81	3	13	1	17	0
1994	1.000	36	0	7	0	7	1
1995	1.000	40	2	3	0	5	0
1996	.944	73	1	16	1	18	0
1997	1.000	71	16	45	0	61	0
1998	.944	69	6	11	1	18	2
<b>Totals</b>	<b>.964</b>	<b>763</b>	<b>55</b>	<b>158</b>	<b>8</b>	<b>221</b>	<b>7</b>

INDIANS SINGLE SEASON  
SAVE LEADERS

1.	Jose Mesa, 1995	46
2.	Doug Jones, 1990	43
3.	<b>MIKE JACKSON, 1998</b>	<b>40</b>
4.	Jose Mesa, 1996	39
5.	Doug Jones, 1988	37

INDIANS CAREER  
SAVE LEADERS

1.	Doug Jones	129
2.	Jose Mesa	104
3.	<b>MIKE JACKSON</b>	<b>55</b>
4.	Ray Narleski	53
5.	Steve Olin	48



David

**JUSTICE**

**23**

**Age:** 32, will turn 33 on April 14...Born in Cincinnati, Ohio on April 14, 1966

**Position:** Outfielder

**Bats:** L                      **Height:** 6-3

**Throws:** L                      **Weight:** 200

**ML Service:** 9 + 000

**Contract Status:** Signed thru 2002 with a club option for 2003.

**Acquired:** March 25, 1997; From the Atlanta Braves along with OF Marquis Grissom in exchange for OF Kenny Lofton and LHP Alan Embree.

### 1998 SEASON HIGHLIGHTS

- ◆ Enjoyed a solid season in his second campaign in an Indians uniform., but his production dropped slightly from his 1997 numbers...Collected a career-high 39 doubles in 1998 and scored a career-best 94 runs...Picked up where he left off in 1997 in April, hitting .344 (32-93) with 6 HR & 29 RBI...Was named AL Player of the Week, April 20-26 (8-24, 3HR, 11RBI).
- ◆ The remaining 5 months of the season he hit .266 (119-540) with 15 HR & 59 RBI in 120 games...Drove in just 17 runs over a 49-game stretch in June and July...Collected his 15<sup>th</sup> career 2-homer game on July 30 at Seattle (only multi-HR game of '98)...Collected his 1000<sup>th</sup> career hit on May 24 vs. Toronto (off Woody Williams) and his 200<sup>th</sup> career homer on May 3 vs. Tampa Bay (off Jason Johnson).
- ◆ Started 20 games in the outfield in '98 (18GS in LF, 2GS in RF)...Made 116 starts at the DH spot...Average against LHP fell 90 points from 1997 (.322 to .232)...His .272 (40-147) with RISP after hitting .354 with RISP in '97.
- ◆ Equaled his career-high (8<sup>th</sup> career) by collecting a season-high 4 hits at Detroit on June 2...Was his first 4-hit game since 8/23/97...Hit in 12 straight games from August 18 to Sept. 2, falling just 2 short of his career-best 14 games (1990)...Hit .462 (18-39) over the streak which helped him to a .311 (32-103) mark over his last 33 games of 1998 with 6 2B, 5 HR & 23 RBI...Finished up the season by hitting .243 (17-70) in September with 3 2B, 4 HR & 14 RBI in 22 games...Collected a season-high 5 RBI on Sept. 26 at Minnesota, which equaled his single-game career-high (3<sup>rd</sup> time, first since 5/9/93 @COLO).
- ◆ Hit a combined .229 (8-35) with 4 2B, 2 HR & 8 RBI in 10 post-season games for the Tribe...Led the club with 6 RBI in the Division Series vs. Boston, hitting .313 (5-16) vs. the BoSox before going 3 for 19 (.158) in the ALCS vs. New York...Went 2 for 4 w/a 2B, HR & 4 RBI in game 2 of the Division Series.

### PRO CAREER

**1997** Had an outstanding inaugural season in the American League, notching his 2nd career Hillerich & Bradsby Silver Slugger Award and was named to *The Sporting News* post-season All-Star Team as an outfielder, also for the 2<sup>nd</sup> time in his career...David was also named AL Comeback Player of the Year by the St. Louis-base publication after hitting a career-best .329 (163-495), which was the 3<sup>rd</sup> best mark in the AL...Was also voted The Players Choice AL Comeback Player of the Year as voted on by members of the MLBPA and finished 5<sup>th</sup> in the 1997 BBWAA AL Most Valuable Player Award voting...His 33 HR and 101RBI were both the 2<sup>nd</sup> highest totals of his career behind his 40HR, 120 RBI campaign in 1993 as he eclipsed the 100 RBI mark for 2<sup>nd</sup> time in his career...His 163 hits, 31 doubles and 80 base on balls were also career bests for David...Finished 3<sup>rd</sup> in the AL in slugging % (.596), 5<sup>th</sup> in on-base % (.418) and T10<sup>th</sup> in HR (33)...Season was interrupted by a hyper extended left elbow, which landed him on the 15-day DL from 6/23-7/10...Injury limited him to a .176 (9-51) average in June w/1HR & 3 RBI and kept him from playing in his 3<sup>rd</sup> All-Star Game in Cleveland...Elected to the squad by the

fans, finishing 2<sup>nd</sup> to Ken Griffey, Jr...Was replaced on the roster by Jim Thome...After his activation from the DL he was also bothered by patella tendinitis in his left knee, which limited him to mostly DH duties in the 2<sup>nd</sup> half and required surgery following the season...On the year he made 73 starts in LF (only 15 in the 2<sup>nd</sup> half) and 59 starts at DH... Also made 3 starts in RF in Sept...Had three 2-homer games (now has 14 career 2-HR games)...Hit 2 home runs on 4/25 at Milwaukee, 5/1 vs. Oakland and 8/9 vs. Texas... Hit his 2<sup>nd</sup> career grand slam on 8/19 at Seattle off Ken Cloude...RBI # 100 & 101 came on his 3rd career PH HR on 9/27 (N) vs. Minnesota off Aguilera...Named AL Player of the Week, 8/17-24 (.478, 5HR, 11RBI)...Homered in a career-best 4 straight games, 8/22-26...Also equaled career-high w/4 hits on 8/23 at Oakland (7<sup>th</sup> career 4H game)...Hit .332 (116-349) off RHP (6th in AL) with 22 HR and 69 RBI and .322 (47-146) off LHP with 11 HR and 32 RBI...Hit .354 (45-127) w/RISP w/11HR & 55 RBI...The .354 mark w/RISP was the 5th highest mark in the AL...Hit .353 (84-238) in Jacobs Field (2nd best home avg. in AL) with 17 HR and 55 RBI...Signed a four-year contract extension thru the 2002 campaign on 5/20...Hit a combined .254 (17-67) in the post-season with 3 2B, 1 HR & 6 RBI in 18 games for the AL Champion Indians (10 RS)...Had surgery on his left knee on 11/19 in Atlanta by Dr. Joe Chandler to repair a partial tear of the patella tendon... **1996** Saw his 1996 season end on one swing of the bat after starting out the season 45-140 (.321) with 6 HR and 25 RBI thru 40 games...Suffered dislocation of right shoulder swinging at a pitch from then Pirates pitcher Denny Neagle in the 2nd inning of the 5/15 contest in Atlanta...Placed on the 15-day the next day, was transferred to the 60-day DL on 5/31, then missed the remainder of the season...Underwent successful anterior right shoulder reconstruction, performed by Dr. Joe Chandler on 5/23 in Atlanta...Operation was a reconstruction of the tissues and ligaments that had torn away from the shoulder...Took limited batting practice in September...Prior to injury, enjoyed a 2-homer game vs. the Phillies on 5/5, the 11th of his career...**1995** Despite being plagued by injuries the first 6 weeks of the season, had productive year with 24 HR and 78 RBI in 120 games...Bruised axillary nerve in his right shoulder diving for a ball in the outfield on 5/6 vs. Philadelphia and missed 9 games, 5/7-15...In his first game back, went 4-5 with 2 2B, 1 HR and 4 RBI vs. Colorado on 5/16...Four hits tied his career high...Was on the DL from 6/2-16 with torn ligaments in the right shoulder...Became the Atlanta Braves all-time left-handed home run hitter with 154 HR, moving him into 4th on the all-time list...Had 10th 2HR game on 8/29 vs. Houston...Hit 20 of 24 homers from 6/22 on...Tied for team lead w/73 BB, which T7th in the NL...8th hardest batter to double up in NL (1:82.2AB)...Missed G4 of the NLCS after being hit by Javy Lopez line drive during BP...Hit HR to win G6 of World Series off Jim Poole in Atlanta, the only run of the Series clincher in the 6th inning...Also 2B'd and walked in the contest...**1994** Assembled All-Star-type numbers, posting a .313 batting average while hitting 19 HR w/59 RBI... Led the NL w/.386 average w/RISP...From 5/21 until strike hit .331 (79-239) w/15 HR and 48 RBI...Had 9th 2HR game of his career on 6/15... Tied Atlanta record by reaching base in 34 straight games from 6/19-7/27...Finished 2nd in the NL in walks (69) and 4th in on-base % (.427)...**1993** Placed 3rd in the NL MVP voting behind SF's Barry Bonds and Philly's Lenny Dykstra after finishing w/career-highs in HR (40) and RBI (120)...Was only the 3rd Braves LH hitter to hit 40 HR in history (Eddie Matthews - 1953-55, '59; Darrell Evans - 1973)...Won first Silver Slugger Award and was named to *The Sporting News* Postseason All-Star Team... Clubbed 100th HR off Cincinnati's Tim Lincecum in 2nd inning on 8/13...Started first All-Star Game in RF...Batted .310 (76-245) w/19 HR and 75 RBI after the acquisition of Fred McGriff on 7/18...Finished 3rd in the league by hitting one home run every 14.6 at bats...Had 79 RBI in his last 66 games...Finished 2nd in the NL in RBI and HR, 7th w/301 total bases and 10th w/a .515 slugging %...**1992** Tied for 9th in the NL w/21 HR's...Became first Brave since Bob Horner and Dale Murphy to hit 20+ homers in his first 3 full major league seasons...T6th in the NL w/HR ratio of 1 every 23 at bats...Enjoyed 21G stretch from 8/20-9/12 where he hit 8 HR w/19 RBI...Hit in 12 straight games (21-45, .467) from 7/7-22...Collected 7 RBI in 2 games 6/8-9 at LA... Was on the DL w/a lower back strain from 4/12-26...Led NL w/only 1 GIDP in 484 AB...His 79 walks ranked 8th in the NL...**1991** Despite missing 2 months with a strained back, collected 21 HR and 87 RBI in only 109 games...Named NL Player of the Month in May after batting .381 w/5HR and NL-best 26 RBI... Became first Brave other than Dale Murphy to win award more than once... Had a league-best 51 RBI when he was put on the DL on 6/27 ...Braves went 31-14 after he returned on 8/20...Posted a career-high 5 RBI vs. SF on 9/9...Batted .347 (43-

124) with RISP...Led ATL OF's w/9 assists...Led club w/6 RBI in the World Series vs. Minnesota...Had 5 RBI in Game 5, including 2-run HR off Kevin Tapani...His 5 RBI set a Braves franchise record in Series play and tied NL Series record...Marked the 14th 5 RBI game in Series history...**1990** Named NL Rookie of the Year by the BBWAA and *The Sporting News*...Led all ML rookies w/28 HR and 78 RBI...Started the year at 1B and was hitting .243 w/8HR and 28 RBI when the Braves traded Dale Murphy to Philadelphia on 8/4 and was returned to his natural position in right field...Exploded in August with 11 HR, 29 RBI and a .301 average in 30 games, including a 10 HR/20RBI stretch in 12 games from 8/7-16...Was named NL Player of the Month for the effort...Hit 5 HR in 3 games from 8/7-8, becoming the first Atlanta Brave to hit 2 HR in two consecutive games...Hit first ML grand slam off Norm Charlton on 9/25 at Cincinnati...**1989** Had two tours of duty in Atlanta...First stint was from 5/23-6/2...Collected first ML hit, a single off Pittsburgh Randy Kramer in the 12th inning on 5/24 in Atlanta...Called up again on 9/6 and went 11-31 (.355) in 8 games...Was tabbed 9th best prospect in International League by *Baseball America*...**1988** Started year at AAA Richmond, but, after hitting .203 in 70 games, joined AA Greenville in early July and proceeded to hit .319 w/7HR the rest of the month...**1987** Spent season at AA Greenville...Hampered by broken wrist...Was honored w/Bill Lucas Award, which goes annually to a Braves minor leaguer who best exemplifies the spirit, character, sportsmanship and humanitarianism of the Braves' late GM...**1986** Despite being promoted to Durham on 6/16, ranked 2nd on Sumter in HRs (10) and 3rd in RBI (61)...Overall hit .290 w/22HR and 105 RBI on the year...**1985** Was named to the Appalachian League All-Star Team...Tied for league lead in HR (10) and was 4th in RBI (46).

### PERSONAL/MISC.

Full name **DAVID CHRISTOPHER JUSTICE**...Single...Resides in Cincinnati, OH...Attended Thomas More College in Crestview Hills, KY...A 1982 graduate of Covington Latin High School in Kentucky...Played baseball, basketball, soccer and ran track and field...Was member of basketball All-Catholic and All-American teams his senior year...Studies karate in off-season...Other hobbies include swimming, golf, basketball and billiards...Donates his time to several worthy causes, including Juvenile Diabetes Foundation and the Boys and Girls Clubs of America...Served as team spokesperson for the Braves' MCI/Huggins Reading Program...Delivered frozen turkeys he had purchased to area hunger centers in Cleveland around Thanksgiving after the 1997 season.

### 1997 MVP VOTING

	1ST	2ND	3RD	4TH	5TH	6TH	7TH	8TH	9TH	10TH	TOTAL
Ken Griffey, Jr., SEA	28	—	—	—	—	—	—	—	—	—	392
Tino Martinez, NYY	—	24	4	—	—	—	—	—	—	—	248
Frank Thomas, CWS	—	3	1	2	4	1	2	1	3	1	172
Randy Myers, BAL	—	—	8	3	3	3	1	1	1	1	128
<b>DAVID JUSTICE, CLE</b>	—	—	2	3	3	4	2	1	1	2	<b>90</b>
<b>JIM THOME, CLE</b>	—	—	1	5	2	3	4	—	1	1	<b>89</b>
Tim Salmon, ANA	—	1	1	2	3	2	3	2	2	3	84

YEAR CLUB	AVG	G	AB	R	H	2B	3B	HR	RBI	BB	SO	SB
1985 Pulaski	.245	66	204	39	50	8	0	#10	46	40	30	0
1986 Sumter	.300	61	220	48	66	16	0	10	61	48	28	10
Durham	.279	67	229	47	64	9	1	12	44	46	24	2
1987 Greenville	.227	93	348	38	79	12	4	6	40	53	48	3
1988 Richmond	.203	70	227	27	46	9	1	8	28	39	55	4
Greenville	.278	58	198	34	55	13	1	9	37	37	41	6
1989 Richmond	.261	115	391	47	102	24	3	12	58	59	66	12
Atlanta	.235	16	51	7	12	3	0	1	3	3	9	2
1990 Richmond	.356	12	45	7	16	5	1	2	7	7	6	0
Atlanta	.282	127	439	76	124	23	2	28	78	64	92	11
1991 Atlanta	.275	109	396	67	109	25	1	21	87	65	81	8
Macon	.200	3	10	2	2	0	0	2	5	2	1	0
1992 Atlanta	.256	144	484	78	124	19	5	21	72	79	85	2
1993 Atlanta	.270	157	585	90	158	15	4	40	120	78	90	3
1994 Atlanta	.313	104	352	61	110	16	2	19	59	69	45	2
1995 Atlanta	.253	120	411	73	104	17	2	24	78	73	68	4
1996 Atlanta	.321	40	140	23	45	9	0	6	25	21	22	1
1997 CLEVELAND	.329	139	495	84	163	31	1	33	101	80	79	3
1998 CLEVELAND	.280	146	540	94	151	39	2	21	88	76	98	9
Minor Lg. Totals	.256	545	1872	289	480	96	11	71	326	331	299	37
CLEVELAND TOTALS	.303	285	1035	178	314	70	3	54	189	156	177	12
American League	.303	285	1035	178	314	70	3	54	189	156	177	12
National League	.275	817	2858	475	786	127	16	160	522	452	492	33
M. L. TOTALS	.283	1102	3893	653	1100	197	19	214	711	608	669	45

1985 - Selected by the Atlanta Braves in the 4th round of the June draft.

1997 - Acquired by the Cleveland Indians, along with Marquis Grissom, from the Braves in exchange for Kenny Lofton and Alan Embree, March 25.

#### ALL-STAR GAME RECORD

YEAR CLUB	AVG	G	AB	R	H	2B	3B	HR	RBI	BB	SO	SB
1993 Atlanta	.333	1	3	0	1	0	0	0	0	0	0	0
1994 Atlanta	.000	1	2	0	0	0	0	0	0	0	0	0
1997 CLEVELAND	—INJURED - DID NOT PLAY—											
TOTALS	.200	2	5	0	1	0	0	0	0	0	0	0

#### DIVISION SERIES RECORD

YEAR CLUB	AVG	G	AB	R	H	2B	3B	HR	RBI	BB	SO	SB
1995 Atlanta	.231	4	13	2	3	0	0	0	0	5	2	0
1997 CLEVELAND	.263	5	19	3	5	2	0	1	2	2	3	0
1998 CLEVELAND	.313	4	16	2	5	4	0	1	6	0	1	0
TOTALS	.271	13	48	7	13	6	0	2	8	7	6	0

#### CHAMPIONSHIP SERIES RECORD

YEAR CLUB	AVG	G	AB	R	H	2B	3B	HR	RBI	BB	SO	SB
1991 Atlanta	.200	7	25	4	5	1	0	1	2	3	7	0
1992 Atlanta	.280	7	25	5	7	1	0	2	6	6	2	0
1993 Atlanta	.143	6	21	2	3	1	0	0	4	3	3	0
1995 Atlanta	.273	3	11	1	3	0	0	0	1	2	1	0
1997 CLEVELAND	.333	6	21	3	7	1	0	0	0	2	4	0
1998 CLEVELAND	.158	6	19	2	3	0	0	1	2	3	3	0
TOTALS	.230	35	122	17	28	4	0	4	15	19	20	0

#### WORLD SERIES RECORD

YEAR CLUB	AVG	G	AB	R	H	2B	3B	HR	RBI	BB	SO	SB
1991 Atlanta	.259	7	27	5	7	0	0	2	6	5	5	2
1992 Atlanta	.158	6	19	4	3	0	0	1	3	6	5	1
1995 Atlanta	.250	6	20	3	5	1	0	1	5	5	1	0
1997 CLEVELAND	.185	7	27	4	5	0	0	0	4	6	8	0
TOTALS	.215	26	93	16	20	1	0	4	18	22	19	3

	1998					CAREER				
	AB	H	HR	RBI	BA	AB	H	HR	RBI	BA
SEASON	540	151	21	88	.280	3893	1100	214	711	.283
HOME	265	71	7	42	.268	1916	560	112	364	.292
ROAD	275	80	14	46	.291	1977	540	102	347	.273
vs. Balt.	35	7	0	4	.200	70	22	2	13	.314
Bos.	40	14	3	9	.350	77	24	4	14	.312
N.Y.	35	6	2	3	.171	64	12	3	5	.188
T.B.	31	7	1	2	.226	31	7	1	2	.226
Tor.	47	11	2	7	.234	82	25	5	16	.305
A.L. EAST	188	45	8	25	.239	324	90	15	50	.278
Chi.	36	12	2	9	.333	82	22	2	13	.268
Cle.	—	—	—	—	—	—	—	—	—	—
Det.	41	11	0	4	.268	76	23	2	12	.303
K.C.	36	7	0	3	.194	65	17	3	9	.262
Minn.	36	14	2	8	.389	69	27	4	15	.391
A.L. CENTRAL	149	44	4	24	.295	292	89	11	49	.305
vs. Ana.	39	16	2	13	.410	73	28	5	21	.384
Oak.	31	9	1	8	.290	69	30	8	21	.435
Sea.	34	11	3	8	.324	98	18	5	14	.265
Tex.	36	10	2	5	.278	77	23	5	16	.299
A.L. WEST	140	46	8	34	.329	287	99	23	72	.345
vs. Chi.	9	3	0	1	.333	197	55	8	34	.279
Cin.	13	3	0	1	.231	282	71	13	44	.252
Hou.	12	3	1	2	.250	278	63	17	42	.227
Milw.	7	1	0	0	.143	45	14	3	9	.311
Pitt.	13	1	0	0	.077	238	69	12	36	.290
St. L.	9	5	0	1	.556	255	80	13	44	.314
N.L. CENTRAL	63	16	1	5	.254	1295	352	66	209	.272
PRE-ASG	314	90	12	50	.287	2075	592	102	366	.285
POST-ASG	226	61	9	38	.270	1818	508	112	345	.279
vs. RHP	385	115	18	67	.299	2644	742	153	483	.281
vs. LHP	155	36	3	21	.232	1249	358	61	228	.287
PINCH HITTING	8	3	0	3	.375	17	5	3	5	.294
DES. HITTING	460	132	17	75	.287	684	207	31	113	.303
IN APRIL	93	32	6	29	.344	532	145	25	92	.273
MAY	108	26	4	12	.241	768	231	43	144	.301
JUNE	102	30	2	6	.294	640	162	25	94	.266
JULY	89	25	3	11	.281	600	167	27	97	.278
AUGUST	78	21	2	16	.269	679	202	54	147	.297
SEPT/OCT	70	17	4	14	.243	704	193	40	137	.274

## JUSTICE'S GAME HIGHS

**HITS:** 4, eight times, most recently on June 2, 1998 at Detroit; **HR:** 2, 15 times, most recently on July 30, 1998 at Seattle; **RBI:** 5, three times, most recently on September 26, 1998 at Minnesota; **RUNS:** 3, 14 times, most recently on July 18, 1998 at Chicago White Sox; **SB:** 1, many times, most recently on September 9, 1998 at Toronto; **HITTING STREAK:** 14 games, May 16 thru June 1, 1990; **CAREER GRAND SLAMS:** 2, last on August 19, 1997 at Seattle off Ken Cloude.

## JUSTICE/ML FIELDING

YEAR	PCT	G	PO	A	E	TC	DP
1989	1.000	16	24	0	0	24	0
1990	.979	130	604	42	14	660	44
1991	.968	106	204	9	7	220	0
1992	.976	140	313	8	*8	329	2
1993	.985	157	323	9	5	337	2
1994	.947	102	192	6	*11	209	0
1995	.984	120	233	8	4	245	0
1996	1.000	40	88	3	0	91	1
1997	.984	78	120	3	2	125	0
1998	1.000	21	37	0	0	37	0
<b>Totals</b>	<b>.978</b>	<b>910</b>	<b>2138</b>	<b>88</b>	<b>51</b>	<b>2277</b>	<b>49</b>

Steve



**KARSAY**

**20**

**Position:** Pitcher

**Age:** 27, born March 24, 1972 in Flushing, NY

**Bats:** R                      **Height:** 6-3

**Throws:** R                      **Weight:** 209

**ML Service:** 3 + 098 days

**Contract Status:** Signed thru 1999.

**Acquired:** December 8, 1997; From the Oakland Athletics in exchange for RHP Mike Fetters.

**1998 SEASON HIGHLIGHTS**

- ◆ Acquired in the off-season from Oakland, Steve spent most of the season starting at Buffalo before a late season switch to short relief at the big league level... Was optioned to AAA Buffalo on March 29 after failing in his bid for the 5<sup>th</sup> starter spot against Bartolo Colon after going 1-1 with a 9.15 ERA in 6 spring games (4GS).
- ◆ Started the season in the Buffalo rotation and made 6 starts before being placed on the disabled list on May 8 with a stiff neck... Was activated from the DL on May 25 and made 4 more starts before being placed on the DL for the second time at Buffalo on June 11 with a right shoulder impingement... Missed 5 weeks before being activated on July 15.
- ◆ Made 3 more starts for the Bisons before being recalled by the Tribe on July 31 after the Indians went 17.0IP the night before at Seattle... Made his Indians debut in relief that night at Oakland (0.2IP, 0R, 1SO)... Was tagged with the loss in his 2<sup>nd</sup> appearance the next day in Oakland on August 1, allowing a HR to Matt Stairs to lead off the 10<sup>th</sup> inning.
- ◆ Made his only start of the season for the Indians on August 11 vs. Texas, falling to 0-2 in the 2-1 Texas win (6.2IP, 7H, 2R/ER, 1BB, 1SO, HR)... It was his first start since 8/5/97 vs. Chicago (AL)... Did not pitch from August 15-24 before being optioned back to AAA Buffalo on August 25... Made 1 start for the Bisons on August 27 vs. Syracuse before being converted to short relief, making two relief appearances for the Herd (1.2IP, 2H, 0R, 1SO) before being recalled for a 2<sup>nd</sup> and final time on Sept. 4 by the Indians.
- ◆ Overall at AAA Buffalo, Steve went 6-4 with a 3.76 ERA in 16 outings (14GS, 77.1IP, 87H, 33ER, 15BB, 62SO)... LH hitters hit .276 (89-323) with 5 HR allowed... Held LH AAA hitters to a .284 (31-109) with 2 HR and RH hitters .271 (58-214) with 3 HR.
- ◆ Made 5 relief appearances for the Tribe over the final month of the season, going 0-0 with a 8.31 ERA (8.2IP, 14H, 8ER)... Overall at the major league level as a reliever he went 0-1 with a 7.13 ERA (17.2IP, 24H, 14ER) in 10 outings... Major League hitters hit .310 (31-100) off him with 3HR... RH hitters hit .327 (16-49) with 2 HR & LH hitters hit .294 (15-51) with 1 HR allowed... Inherited 11 runners, 5 of which scored (45.5%).
- ◆ Was not eligible for post-season but traveled with the team during their two rounds of post-season... Following the season he pitched for Santurce in the Puerto Rican Winter League, compiling a mark of 3-1 with a 3.19 ERA in 7 games (5GS, 31.0IP, 32H, 11ER, 4BB, 25SO).

**PRO CAREER**

**1997** Acquired from the A's on 12/8 for Mike Fetters, who was acquired earlier in the day from Milwaukee along with Ben McDonald and Ron Villone in exchange for Marquis Grissom and Jeff Juden... Completed his comeback from two elbow surgeries, including "Tommy John" surgery on 6/16/95, as he opened the season in the A's starting rotation... Made a team leading 24 starts even though his season ended early on 8/6 when he was placed on the 15-day DL with right elbow tendinitis... Also led the A's with 92 strikeouts and was second with 132.2 IP... Had pitched just 62.0 innings over the previous three seasons because of his elbow problems... His first start on 4/4 vs. New York was his first in the major leagues

1999 INDIANS

since 4/25/94 at Baltimore...Followed that up with another no decision in an A's win, but then went 0-5 with a 5.77 ERA over his next seven starts...Pitched well in his two no decisions, striking out a career high 12 and allowing just one run in six innings on 4/26 vs. Kansas City...Picked up his first win on 5/23 at Minnesota, tossing a season high 7.2 innings (3ER, 6SO)...It was his first victory in the majors since 4/9/94, also at Minnesota, a span of three years, 43 days between wins...Went 1-5 with a 7.78 ERA over his final eight starts (37.0IP, 57H, 32ER, 13BB, 19SO)...A's were 7-17 in his 24 starts...Won-lost percentage of .200 (3-12) ranked last in the majors...**1996** Made five spring training appearances with Oakland and was 0-0 with a 1.50 ERA in 6.0 innings...Allowed a run on four hits and a walk while striking out four but ended up spending his entire season at Modesto...Started all 14 of his outings at Modesto but was used sparingly, pitching more than three innings just once...Walked just one batter while striking out 31 in 34.0 innings...Pitched two scoreless innings against San Jose on 4/6, but suffered a minor set back to the elbow and was shut down for nearly two months...Returned on 6/1 with a perfect inning at Visalia...Did not allow an earned run over his first seven starts (15.0IP)...Last outing came on 8/8 vs. Lake Elsinore...**1995** Came to spring training after missing most of 1994 following arthroscopic surgery to repair cartilage damage in his elbow...Pitched in three games and was 0-1 with a 23.14 ERA...Last outing was on 4/21, a scoreless inning vs. Milwaukee...Was placed on the disabled list prior to opening day and remained on the DL the entire season following elbow surgery...On 6/16, Dr. James Andrews performed "Tommy John" surgery on his right elbow...He reconstructed the ulnar collateral ligament with a palmaris longus graft and anterior ulnar nerve transposition...**1994** Started the year in the A's rotation and was off to a promising start when elbow problems surfaced and led to surgery which effectively ended his season...Dr. Lewis Yocum performed the arthroscopic surgery 5/10 in Los Angeles to repair cartilage damage...Karsay made four starts in April prior to the surgery and was one of the most effective starting pitchers for the A's...Had one loss, a 2-0 decision to Roger Clemens at Fenway Park on 4/20...it was Steve's first career complete game as he matched Clemens zero for zero for six innings before Boston punched across two seventh inning runs for the win...Elbow problems began to surface following that start in Boston...**1993** Started the year at Toronto's Knoxville (AA) club but by the end of the season was a solid member of the A's starting rotation...Traded to the Athletics for Rickey Henderson just minutes prior to the 7/31 trading deadline...At Knoxville was 8-4 with a 3.38 ERA in 19 games, 18 starts...After the trade just moved over to the A's affiliate in the same league, Huntsville...Made 2 starts at Huntsville and was 0-0 with a 5.14 ERA and 22 strikeouts in 14.0 innings...Struckout a season best 13 in his first start with Huntsville on 8/6 vs. Chattanooga...Combined at both stops was 8-4 with a 3.58 ERA (118.0 IP, 47 ER) in 21 games, 20 starts...Struckout 122 in his 118 innings while walking just 35...In a *Baseball America* poll was named the Southern League's pitcher with the best control and best breaking ball...Was brought to Oakland on 8/16 and he made his ML debut vs. Milwaukee at the Coliseum on 8/17...Struckout the first hitter he faced (Listach) and went on to record the win pitching 6.1 innings...After his first win he lost his next three starts, but then settled down and finished out the year 2-0 over his last four starting assignments, allowing just 18 hits and 6 earned runs over his last 24.0 innings (2.25 ERA)...**1992** At Dunedin of the Florida State League tossed a one-hitter in his first start of the season 4/13 at Baseball City...Did not pitch from 4/24-6/23 due to a sore right elbow...Struck out a season high 13 in win over St. Petersburg on 8/17...Was 3-0 with a 1.55 ERA in his last four starts (29.0 IP, 36 strikeouts)...**1991** In his first full season pitched the full year at Myrtle Beach in the South Atlantic League...Wound up 4-9 but struckout 100 hitters in 110.2 innings...Struckout a season high 13 in a no decision vs. Asheville 4/27...That fall had arthroscopic surgery on his right elbow...**1990** Was Toronto's first round selection (22nd overall) in the June draft...Pitched his first summer at St. Catherines in the New York-Penn League and after allowing just 2 earned runs in 22.2 innings with 25 strikeouts was named the league's second best prospect by *Baseball America*.

#### **PERSONAL/MISC.**

Full name **STEFAN ANDREW KARSAY**... Wife's name is Kori... Resides in Scottsdale, AZ...Is a 1990 graduate of Christ the King High School (Middle Village, New York)...Had signed a letter of intent with Louisiana State University before signing with the Toronto organization...Raised a 5-minute drive from Shea Stadium in Queens, NY...Enjoys golfing.

YEAR	CLUB	W	L	ERA	G	GS	CG	SHO	SV	IP	H	R	ER	BB	SO
1990	St. Catharines	1	1	0.79	5	5	0	0	0	22.2	11	4	2	12	25
1991	Myrtle Beach	4	9	3.58	20	20	1	0	0	110.2	96	58	44	48	100
1992	Dunedin	6	3	2.73	16	16	3	2	0	85.2	56	32	26	29	87
1993	Knoxville	8	4	3.38	19	18	1	0	0	104.0	98	42	39	32	100
	Huntsville	0	0	5.14	2	2	0	0	0	14.0	13	8	8	3	22
	Oakland	3	3	4.04	8	8	0	0	0	49.0	49	23	22	16	33
1994	Oakland	1	1	2.57	4	4	1	0	0	28.0	26	8	8	8	15
1995	Oakland	—INJURED - DID NOT PLAY—													
1996	Modesto	0	1	2.65	14	14	0	0	0	34.0	35	16	10	1	31
1997	Oakland	3	12	5.77	24	24	0	0	0	132.2	166	92	85	47	92
1998	Buffalo	6	4	3.76	16	14	0	0	0	79.0	89	39	33	15	63
	CLEVELAND	0	2	5.92	11	1	0	0	0	24.1	31	16	16	6	13
Minor Lg. Totals		25	22	3.24	92	89	5	2	0	450.0	398	199	162	140	428
CLEVELAND TOTALS		0	2	5.92	11	1	0	0	0	24.1	31	16	16	6	13
American League		7	18	5.04	47	37	1	0	0	234.0	272	139	131	77	153
National League		—	—	—	—	—	—	—	—	—	—	—	—	—	—
M. L. TOTALS		7	18	5.04	47	37	1	0	0	234.0	272	139	131	77	153

M.L.. HRs ALLOWED: 1993-4; 1994-1; 1997-20; 1998-3. Total: 28

1990 -Selected by the Toronto Blue Jays in the 1st round (22nd overall) of the June draft.

1993 -Acquired by the Oakland Athletics, along with Jose Herrera, from the Blue Jays inexchange for Rickey Henderson, July 31.

1997 -Acquired by the Cleveland Indians from the Athletics in exchange for Mike Fetters, December 8.

SEASON	1998						CAREER					
	W-L-S	ERA	IP	H	ER	SO	W-L-S	ERA	IP	H	ER	SO
SEASON	0-2-0	5.92	24.1	31	16	13	7-18-0	5.04	234.0	272	131	153
HOME	0-1-0	3.24	16.2	19	6	8	2-8-0	5.04	119.2	137	67	77
ROAD	0-1-0	11.74	7.2	12	10	5	5-10-0	5.04	114.1	135	64	76
vs. Balt.	0-0-0	1.93	4.2	4	1	4	0-3-0	6.59	28.2	36	21	11
Bos.	—	—	—	—	—	—	0-2-0	2.66	23.2	28	7	20
N.Y.	0-0-0	6.75	1.1	0	1	0	0-1-0	6.17	11.2	19	8	4
T.B.	—	—	—	—	—	—	—	—	—	—	—	—
Tor.	0-0-0	27.00	1.1	6	4	1	0-1-0	7.11	12.2	16	10	9
A.L. EAST	0-0-0	7.36	7.1	10	6	5	0-7-0	5.40	76.2	99	46	44
vs. Chi	0-0-0	0.00	1.0	0	0	1	0-2-0	4.66	19.1	20	10	15
Cle.	—	—	—	—	—	—	0-1-0	4.15	4.1	7	2	2
Det.	—	—	—	—	—	—	0-4-0	9.00	22.0	31	22	16
K.C.	0-0-0	9.00	1.0	3	1	0	1-0-0	2.77	13.0	14	4	15
Minn.	0-0-0	5.40	3.1	5	2	2	3-0-0	2.25	32.0	26	8	19
A.L. CENTRAL	0-0-0	5.06	5.1	8	3	3	4-7-0	4.57	90.2	98	46	67
vs. Ana.	0-0-0	8.31	4.1	5	4	3	0-1-0	9.16	18.2	24	19	17
Oak.	0-1-0	13.50	0.2	1	1	1	0-1-0	13.50	0.2	1	1	1
Sea.	—	—	—	—	—	—	2-0-0	0.00	11.2	7	0	12
Tex	0-1-0	2.70	6.2	7	2	1	0-2-0	7.31	16.0	23	13	5
A.L. WEST	0-2-0	5.40	11.2	13	7	5	2-4-0	6.32	47.0	55	33	35
vs. Chi.	—	—	—	—	—	—	—	—	—	—	—	—
Cin.	—	—	—	—	—	—	—	—	—	—	—	—
Hou.	—	—	—	—	—	—	—	—	—	—	—	—
Milw.	—	—	—	—	—	—	1-0-0	1.46	12.1	11	2	4
Pitt.	—	—	—	—	—	—	—	—	—	—	—	—
St. L.	—	—	—	—	—	—	—	—	—	—	—	—
N.L. CENTRAL	—	—	—	—	—	—	1-0-0	1.46	12.1	11	2	4
PRE-ASG	—	—	—	—	—	—	3-9-0	4.87	133.0	151	72	92
POST-ASG	0-2-0	5.92	24.1	3.1	16	13	4-9-0	5.26	101.0	121	59	61
START	0-1-0	2.70	6.2	7	2	1	7-17-0	4.87	216.1	248	117	141
RELIEF	0-1-0	7.13	17.2	24	14	12	0-1-0	7.13	17.2	24	14	12
IN APRIL	—	—	—	—	—	—	1-3-0	2.95	58.0	63	19	44
MAY	—	—	—	—	—	—	1-3-0	6.75	36.0	41	27	25
JUNE	—	—	—	—	—	—	1-2-0	4.93	34.2	38	19	20
JULY	0-0-0	0.00	0.2	0	0	1	1-4-0	9.12	25.2	43	26	16
AUGUST	0-2-0	4.60	15.2	17	8	8	1-5-0	4.65	40.2	46	21	23
SEPT/OCT	0-0-0	9.00	8.0	14	8	4	2-1-0	4.38	39.0	41	19	25



- ◆ Kenny hit a combined .256 (11-43) in 10 post-season games with 2 2B, 3 HR, 7 RBI & 3 steals while scoring a team-high 7 runs...Led off game 5 of the ALCS vs. New York with a homer off David Wells...Has 11 career lead-off homers in the regular season (12 including playoffs)...Has 20 career steals in post-season in 23 attempts.

## PRO CAREER

**1997** Spent only year outside of Cleveland with the Atlanta Braves...Spent the spring with the Indians before being traded to the Atlanta Braves on 3/25 along with Alan Embree in exchange for Marquis Grissom and David Justice...Had an outstanding season at the plate, leading the club in batting average (.333) and on-base % (.409)...His .333 average was the 2nd highest total of his career and 4th in the National League while his .409 OBP was T8th in the senior circuit...His .333 average was the highest by a Brave CF since Ralph Garr in 1974 (.353)...Bothered by a pulled left groin for a six-week stretch in June and July...Pulled the groin on 6/17 in Toronto rounding first base...Missed 34 of the next 35 games, spending two stints on the 15-day disabled list...Was on the DL from 6/18-7/5, was activated on 7/5 at Montreal, and was placed on the DL the next day (7/6) and activated again on 7/28...Stole 27 bases in 47 attempts (57.4%) and did not lead his league in steals for the first time in his career (1992-96)...Led the majors with 20CS...Previous low SB total was 54 in 1995...Was elected to his 4th straight All-Star Game on 7/8 in Cleveland, but did not play due to the groin injury...Hit consecutive lead-off homers, 8/23-24 vs. Cincinnati, giving him 11 for his career, becoming only the 3rd Brave ever to accomplish the feat...Collected his 1000th career hit on 8/10 vs. the Marlins...Had a season-high 15-game hitting streak from 6/15-8/5 (22-60, .367)...Hit first inside-the-park, 3-run homer at San Diego on 5/27...Had three 5-hit games in '97 (4/14 vs. Cincinnati, 4/18 at Colorado, 5/17 vs. STL), falling one game short of the major league record of four 5-hit games in a season (Keller 1897, Cobb '22, Musial '48, Gwynn '93)...Scored a career-high 5 runs on 4/14 vs. Cincinnati and tied an Atlanta record (3rd time)...On the year he hit .351 (39-111) with runners in scoring position...Hit .175 (7-40) in the post-season for the Braves with a 2B, 3B & RBI (5RS) in 9 post-season games...Also stole 1 base in 3 attempts... **1996** Had an outstanding season offensively and defensively, setting new career and club marks along the way...Hit .317 (210-662) with 35 2B, 4 3B, 14 HR, 67 RBI & 75 SB (92 att.) in 154 games for the Tribe...The 210 hits, 35 2B, 14 HR, 67 RBI & 75 SB were all career bests...His 132 RS were also a career high and most by an Indian since 1936 (Averill)...He also received his 4th consecutive Rawlings Gold Glove Award...His 210 hits were the most since Earl Averill's 232 in 1936 and he was the first Tribe LH hitter since Dale Mitchell in 1949 to collect 200 hits in a season...Last Indian to amass 200 hits in a season was Carlos Baerga in 1993...Stole 75 bases in 92 attempts (81.5%) and laid claim to his fifth (5th) consecutive AL SB crown over KC's Tom Goodwin (66 SB)...His 75 SB broke his own club record and career-high of 70 set in 1993...Second player in AL history to lead league in steals in each of his first 5 seasons (Aparicio from 1956-64)...Is the 3rd player overall to do it in MLB history (V.Coleman from 1985-90)...Indians were 44-12 (.786) when he stole a base...Stole a base in a career-high 8 straight games between 9/9-16...Became the club's all-time leader in SB's on 4/7 vs. Toronto...Stole 255th base as Indian with a swipe of 3rd...Surpassed Terry Turner's previous club-record of 254 thefts...Terry played in 1619 games from 1904-18...Lofton set the record in 531 games...Ranked 2nd in the AL in multi-hit games (67), 3rd in RS (132), 3rd in hits (210), 1st in SB (75) & 5th in OF assists (13)...Also led the league in AB w/662 AB...His 662 AB were the most by a left-handed batter in club history...Broke Mickey Rocco's mark of 653 in 1944...Named to 3rd straight AL All-Star Team (1st via election)...Rapped a career-high 5 hits on 7/20 vs. Minnesota...Scored in a run in a career-high 14 straight games between 9/8-23... **1995** Captured 3rd straight Rawlings Gold Glove Award...Only Indians outfielder ever to capture multiple Gold Glove Awards...Led the American League in steals for the 4th straight season...Entered the month of September with 32 steals, 5 behind then league leader Tom Goodwin of Kansas City...Went on to steal 22 bases in the final month of the season, including 14 over the last 11 games of the season...Was successful on 78% (54-69) of his stolen base tries...Indians were 35-8 (.813) when Kenny stole a base...Also led the AL in triples w/13...Hit 2 triples in a game on three different occasions in '95 (8/16 vBAL, 7/8 vSEA, 8/2 vMIN)...Named to second straight AL All-Star Team and started in center field due to the broken wrist of Ken Griffey, Jr...Entire Indians outfield participated in the game...First time since the '79 Red Sox that a team sent 3 outfielders to the mid-summer classic...Placed on 15-day disabled list on 7/17 with a strain in his right rib cage...Activated from disabled list on 8/1, his first day of eligibility...Kenny also

stole 34 bases in 40 (85%) attempts after his stint on the DL...Hit .382 (34-89) with 38 RBI with runners in scoring position...The .382 mark was the 3rd highest mark in the AL...Had 2nd career 2-homer game on 6/5 vs. Detroit, both solo homers coming off Sean Bergman...**1994** Won second consecutive Rawlings Gold Glove Award...First Tribesman to win the award in back-to-back seasons since Ray Fosse in 1970 and '71...Along with Omar Vizquel, it marked the first time the Indians had multiple winners in a year since 1961 when Vic Power and Jimmy Piersall were recipients...Captured 3rd straight Stolen Base crown...8th time a Tribesman has led the league in steals and first Indians three time champ...Led the A.L. with 160 hits, 2nd in the majors behind San Diego's Tony Gwynn (165)...14th time an Indian has led the league in hits and first since Dale Mitchell in 1949...Had 12 HR on the year, had six in career coming into '94...Compiled hitting streaks of 14, 16 and 17 games...Career-best 17-game hitting streak ran 4/29-5/19...It matched the second longest streak in the league in '94 behind Baltimore's Palmeiro who owned a 24G streak...Placed 4th in the BBWAA AL "Most Valuable Player" balloting behind Thomas, Griffey and Albert Belle...Was among the league leaders in 11 offensive categories: #4 in Batting (.349), T4 in Multi-Hit Games (43), #2 in Runs (105), #1 in Hits (160) and Stolen Bases (60), #4 in Total Bases (246), #2 in At-Bats (459), T5 in Doubles (32), #3 in Triples (9), #7 in On-Base Percentage (.412) and T8 in Extra Base Hits (53)...Tied with Minnesota's Puckett for the league lead with 13 Outfield Assists...Matched his career-high with 4 SBs on 7/22 vs the White Sox...**1993** Winner of '93 Rawlings Gold Glove Award...11th time a Tribesman has won the award and first since Sandy Alomar in '90...First Indians outfielder since Rick Manning in '76...Joined Ty Cobb, Willie Wilson and Tim Lincecum as the only players to hit .325 and steal 70 bases in the same season...Cobb did it three times...Placed 15th in the balloting for the American League "Most Valuable Player" Award by the BBWAA...One of three Tribesman to receive votes: Belle placed 7th and Baerga placed 10th...Led the Major Leagues with 70 SB...Set a then Indians single season record in thefts...Became the third Tribesman to lead the league in stolen bases in back-to-back seasons: Elmer Flick in 1904-05 and Harry Bay in 1903-04...Overall, this marked the 7th time that an Indians player has led the AL in steals...In *Baseball America's* annual "Tools of the Trade" poll taken of major league managers, Kenny was named the American League's "Most Exciting Player", "Best Bunter" and "Fastest Baserunner" and he was named 3rd "Best Defensive Outfielder" and 3rd "Best Baserunner"...His 35 bunts in play was tied for 4th most in the A.L...Was among the American League leaders in a host of categories: Stolen Bases (#1, 70), Batting (#4, .325), Singles (#1, 148), Multi-Hit Games (#3, 59), Runs Scored (T#3, 116), Hits (#5, 185), Triples (T#6, 8) and On-Base Percentage (T#6, .408)...On the year he was successful in 83.3% of his SB attempts, the 5th best success rate in the A.L...Ranked 8th in the AL w/11 Outfield Assists... Combined with Baerga to mark the first time the Indians have had two players with 100 RS on a team since Bobby Avila and Al Smith in 1954...**1992** Placed 2nd in the BBWAA A.L. "Rookie of the Year" balloting behind Milwaukee's Listach...Led the AL with a club record 66 stolen bases in 78 attempts...His 84.6 SB% was the 5th best mark in the league...Shattered the former American League rookie record of 50 set by John Cangelosi in 1986...Was first rookie to lead the league in steals since Luis Aparicio in 1956 when he did it w/21 steals...Became first Tribesman to lead the league in SBs since George Case in 1946...On 9/24 at Fenway Park he established a new Indians single season SB record previously held by Miguel Dilone who stole 61 in 1980...He was tied with teammate Mark Whiten for #2 in the A.L. w/14 outfield assists...They trailed only California's Chad Curtis who led the loop w/16...The left-handed hitter preferred batting against LHPs...His .369 average against lefties was #4 in the league and his .466 OB% vs left-handers was #2 in the A.L...Collected 31 bunt hits...His 73 bunts in play led the AL...He was among the league leaders in singles (T#7 w/136) and triples (T#5 w/8)...After striking out 95 times at AAA in '91, Kenny K'd just 54 times in the majors in '92...Played most of the second half with a broken hamate bone in left hand...Underwent surgery following the season to repair the injury...Clubbed 1st M.L. home run on 5/7 off Texas' Mike Campbell at Arlington Stadium...**1991** Started the season at AAA Tucson after spending entire '90 season at Class A level...Was promoted to majors in September...Reached majors in just 2nd full season of professional ball...Lofton helped lead the Tucson Toros to the PCL Championship...Kenny led the PCL with 168 hits and it was the 2nd most hits in both the AA and AAA levels...His 17 Triples were the most in all of professional baseball...Was named to the PCL All-Star Team and was crowned by *Baseball America* as the Pacific Coast League's top prospect...Was called up to Astros on 9/14 and made M.L. debut that day at Cincinnati...Kenny went 3-for-4 with three runs scored in his M.L. debut...His first big-league hit was a single off Randy

Myers...**1990** Played the entire season at Class A Osceola of the Florida State League...Finished 2nd in the FSL batting race with a .331 average in his first full season of pro baseball...Had been limited to just 117 games in his first two seasons while completing his career as a guard for the University of Arizona basketball team...Led the league with 159 hits and was second with 62 steals and 98 runs...Enjoyed a 19-game hitting streak from 7/26-8/14...Played in the Florida State League All-Star Game...Named to the Topps Class A post-season All-Star squad...**1989** Started the season at Auburn of the NY-Penn League after completing his basketball career...Stole 26 bases in 34 games before being promoted to Asheville of the South Atlantic League...In 22 games at Asheville, Kenny batted .329 and stole 14 bases in 22 games... **1988** Played just 48 games in his first year of pro ball at Class A Auburn...Hit .214 and stole 26 bases.

### PERSONAL/MISC.

Full name **KENNETH LOFTON**...Resides in Tucson, AZ...Single...Kenny attended the University of Arizona and was the sixth man on their 1988 basketball team that reached the Final Four of the NCAA tournament, then was the starting point guard on the 1989 squad that was ranked #1 during the regular season...College teammate of San Antonio Spurs guard Steve Kerr...Kenny set Wildcats record for steals in a season and career...Was a finalist for Dick Vitale's "Dunk of the Year" award...Did not play varsity baseball until his junior year and then played just five games...Was a four-year starter in baseball at Washington High School in East Chicago, IN...Has been very involved in the Cleveland community during his tenure with Tribe...Kenny has served as the co-chairman of the CEI Summer Reading Program...Is very active in the Cleveland/Larry Doby R.B.I (Reviving Baseball in the Inner city) program, serving as spokesperson and visiting the team several times during the season and donating used equipment...Also purchases a group of 50 tickets for each Saturday home game specifically for organizations that serve inner city youngsters...Bought and delivered turkeys at Thanksgiving to Clevelanders in need this past off-season.

YEAR	CLUB	AVG	G	AB	R	H	2B	3B	HR	RBI	BB	SO	SB
1988	Auburn	.214	48	187	23	40	6	1	1	14	19	51	26
1989	Auburn	.264	34	110	21	29	3	1	0	8	14	30	26
	Asheville	.329	22	82	14	27	2	0	1	9	12	10	14
1990	Osceola	.331	124	481	98	*159	15	5	2	35	61	77	62
1991	Tucson	.308	130	*545	93	*168	19	*17	2	50	52	95	40
	Houston	.203	20	74	9	15	1	0	0	0	5	19	2
1992	CLEVELAND	.285	148	576	96	164	15	8	5	42	68	54	*66
1993	CLEVELAND	.325	148	569	116	185	28	8	1	42	81	83	*70
1994	CLEVELAND	.349	112	459	105	*160	32	9	12	57	52	56	*60
1995	CLEVELAND	.310	118	481	93	149	22	*13	7	53	40	49	*54
1996	CLEVELAND	.317	154	*662	132	210	35	4	14	67	61	82	*75
1997	Atlanta	.333	122	493	90	164	20	6	5	48	64	83	27
1998	CLEVELAND	.282	154	600	101	169	31	6	12	64	87	80	54
Minor Lg. Totals		.301	358	1405	249	423	45	24	6	116	157	263	168
CLEVELAND TOTALS		.310	834	3347	643	1037	163	48	51	325	389	404	379
American League		.310	834	3347	643	1037	163	48	51	325	389	404	379
National League		.316	142	567	99	179	21	6	5	48	69	102	29
<b>M. L. TOTALS</b>		<b>.311</b>	<b>976</b>	<b>3914</b>	<b>742</b>	<b>1216</b>	<b>184</b>	<b>54</b>	<b>56</b>	<b>373</b>	<b>458</b>	<b>506</b>	<b>408</b>

1988 -Selected by the Houston Astros in the 17th round of the June draft.

1991 -Acquired by the Cleveland Indians, along with Dave Rohde, from the Astros in exchange for Willie Blair and Eddie Taubensee, December 10.

1997 -Acquired by the Atlanta Braves, along with Alan Embree, from the Indians in exchange for Marquis Grissom and David Justice, March 25.

1997 -Signed by the Cleveland Indians as a free agent, December 8.

## LOFTON (continued)

	1998					CAREER				
	AB	H	HR	RBI	BA	AB	H	HR	RBI	BA
SEASON	600	169	12	64	.282	3914	1216	56	373	.311
HOME	304	87	6	32	.286	1945	614	35	187	.316
ROAD	296	82	6	32	.277	1969	602	21	186	.306
vs. Balt.	48	11	1	8	.229	283	93	5	32	.329
Bos.	44	12	1	2	.273	264	81	2	25	.307
N.Y.	30	11	3	6	.367	260	83	5	31	.319
T.B.	38	9	0	1	.237	38	9	0	1	.237
Tor.	40	8	0	3	.200	264	78	0	27	.295
A.L. EAST	200	51	5	20	.255	1109	344	12	116	.310
Chi.	47	13	2	6	.277	304	98	7	33	.322
Cle.	—	—	—	—	—	—	—	—	—	—
Det.	43	8	0	4	.186	287	89	6	28	.310
K.C.	35	14	2	9	.400	233	78	5	20	.335
Minn.	37	12	0	2	.324	273	105	5	32	.385
A.L. CENTRAL	162	47	4	21	.290	1097	370	23	113	.337
vs Ana.	42	15	0	6	.357	204	67	3	16	.328
Oak.	47	13	1	4	.277	219	73	5	20	.333
Sea.	44	15	1	7	.341	220	55	1	15	.250
Tex.	43	13	1	3	.302	238	64	4	22	.269
A.L. WEST	176	56	3	20	.318	881	259	13	73	.294
vs. Chi.	8	2	0	0	.250	41	15	0	3	.366
Cin.	12	2	0	2	.167	66	22	3	9	.333
Hou.	10	3	0	0	.300	59	20	0	4	.339
Milw.	13	5	0	0	.385	249	65	3	21	.261
Pitt.	13	3	0	1	.231	58	18	0	3	.310
St. L.	6	0	0	0	.000	49	17	0	4	.347
N.L. CENTRAL	62	15	0	3	.242	522	157	6	44	.301
PRE-ASG	330	93	7	41	.282	2205	698	34	231	.317
POST-ASG	270	76	5	23	.281	1709	518	22	142	.303
vs. RHP	412	114	8	42	.277	2687	836	45	255	.311
vs. LHP	188	55	4	22	.293	1227	380	11	118	.310
PINCH HITTING	—	—	—	—	—	6	0	0	0	.000
DES. HITTING	—	—	—	—	—	7	2	0	0	.286
IN APRIL	102	30	1	13	.294	564	181	8	61	.321
MAY	110	28	3	17	.255	751	238	12	77	.317
JUNE	99	29	3	11	.293	691	215	10	75	.311
JULY	108	29	3	9	.269	576	168	10	52	.292
AUGUST	114	34	2	11	.298	709	232	13	74	.327
SEPT/OCT	67	19	0	3	.284	623	182	3	34	.292

## ALL-STAR GAME RECORD

YEAR CLUB	AVG	G	AB	R	H	2B	3B	HR	RBI	BB	SO	SB
1994 CLEVELAND	.500	1	2	0	1	0	0	0	2	0	1	1
1995 CLEVELAND	.000	1	3	0	0	0	0	0	0	0	1	0
1996 CLEVELAND	.667	1	3	0	2	0	0	0	0	0	0	2
1997 Atlanta	— INJURED - DID NOT PLAY —											
1998 CLEVELAND	.333	1	3	0	1	0	0	0	0	1	0	1
TOTALS	.364	4	11	0	4	0	0	0	2	1	2	4

## DIVISION SERIES RECORD

YEAR CLUB	AVG	G	AB	R	H	2B	3B	HR	RBI	BB	SO	SB
1995 CLEVELAND	.154	3	13	1	2	0	0	0	0	1	3	0
1996 CLEVELAND	.167	4	18	3	3	0	0	0	1	2	3	5
1997 Atlanta	.154	3	13	2	2	1	0	0	0	1	2	0
1998 CLEVELAND	.375	4	16	5	6	1	0	2	4	1	1	2
TOTALS	.217	14	60	11	13	2	0	2	5	5	9	7

## CHAMPIONSHIP SERIES RECORD

YEAR CLUB	AVG	G	AB	R	H	2B	3B	HR	RBI	BB	SO	SB
1995 CLEVELAND	.458	6	24	4	11	0	2	0	3	4	6	5
1997 Atlanta	.185	6	27	3	5	0	1	0	1	1	7	1
1998 CLEVELAND	.185	6	27	2	5	1	0	1	3	1	7	1
TOTALS	.269	18	78	9	21	1	3	1	7	6	20	7

## WORLD SERIES RECORD

YEAR CLUB	AVG	G	AB	R	H	2B	3B	HR	RBI	BB	SO	SB
1995 CLEVELAND	.200	6	25	6	5	1	0	0	0	3	1	6

### LOFTON'S GAME HIGHS

**HITS:** 5, four times, most recently on May 17, 1997 vs. St. Louis; **HR:** 2, May 17, 1994 vs. Milwaukee; **RBI:** 5, May 20, 1998 at Kansas City; **RUNS:** 5, April 14, 1997 vs. Cincinnati; **SB:** 4, two times, April 12, 1992 (G#1) vs. Boston and July 22, 1994 vs. Chicago White Sox; **HITTING STREAK:** 17 games, April 29 thru May 19, 1994; **CAREER GRAND SLAMS:** 1, June 29, 1993 vs. Chicago White Sox off Rod Bolton

### LOFTON/ML FIELDING

YEAR	PCT	G	PO	A	E	TC	DP
1991	.977	20	41	1	1	43	0
1992	.982	143	420	14	8	442	3
1993	.979	146	402	11	#9	422	3
1994	.993	112	276	#13	2	291	3
1995	.970	114	248	#11	8	267	3
1996	.975	152	376	13	10	399	3
1997	.983	122	290	5	5	300	1
1998	.978	154	340	19	8	367	4
<b>Totals</b>	<b>.980</b>	<b>963</b>	<b>2393</b>	<b>87</b>	<b>51</b>	<b>2531</b>	<b>20</b>

## LOFTON'S STEALS RECORD

### LOFTON'S STEALS VS. CLUB

ATLANTA BRAVES	1	MILWAUKEE BREWERS	29
ANAHEIM ANGELS	32	MINNESOTA TWINS	37
BALTIMORE ORIOLES	28	MONTREAL EXPOS	3
BOSTON RED SOX	29	NEW YORK METS	1
CHICAGO CUBS	5	NEW YORK YANKEES	21
CHICAGO WHITE SOX	32	OAKLAND ATHLETICS	29
CINCINNATI REDS	3	PITTSBURGH PIRATES	2
COLORADO ROCKIES	3	ST. LOUIS CARDINALS	3
DETROIT TIGERS	32	SAN DIEGO PADRES	5
FLORIDA MARLINS	2	SAN FRANCISCO GIANTS	3
HOUSTON ASTROS	1	SEATTLE MARINERS	25
KANSAS CITY ROYALS	28	TAMPA BAY DEVIL RAYS	2
LOS ANGELES DODGERS	2	TEXAS RANGERS	15
		TORONTO BLUE JAYS	35

### LOFTON'S STEALS BY MONTH

APRIL	70
MAY	74
JUNE	61
JULY	48
AUGUST	65
SEPT/OCT.	90

### LOFTON'S STEALS BY BASE

2ND BASE	318
3RD BASE	88
HOME	2

### ACTIVE CAREER STOLEN BASE LEADERS

1) Rickey Henderson	1297
2) Tim Lincecum	803
3) Otis Nixon	594
4) Barry Bonds	445
5) <b>KENNY LOFTON</b>	<b>408</b>

### ACTIVE CAREER BATTING AVERAGE LEADERS (1000 at bats)

1) Tony Gwynn	.339
2) Mike Piazza	.333
3) Wade Boggs	.329
4) Frank Thomas	.321
5) Edgar Martinez	.318
6) Alex Rodriguez	.313
7) <b>KENNY LOFTON</b>	<b>.311</b>
T8) Rusty Greer	.310
T8) Mark Grace	.310



Jeff

**MANTO****26****Age:** 34, born August 23, 1964 in Bristol, PA**Position:** Infielder**Bats:** R                      **Height:** 6-3**Throws:** R                    **Weight:** 210**ML Service:** 3 + 158**Contract Status:** Signed thru 1999.

**Acquired:** June 6, 1997; Acquired from the Toronto Blue Jays in exchange for OF Ryan Thompson...December 17, 1997; Signed by Cleveland to a minor league free agent contract...January 5, 1999; Signed by Cleveland to a minor league free agent contract.

### 1998 SEASON HIGHLIGHTS

- ◆ Jeff is a spring invitee for the second straight season with the Indians...Had a topsy turvy season, enjoying three stints at the big league level with the Tribe while mixing in a stint with the Detroit Tigers and AAA Buffalo Bisons.
- ◆ Made the Tribe's big league club out of spring training and was in the starting line-up on opening day in Seattle on March 31 vs. Randy Johnson (1-3, RS, RBI)...Appeared in 7 games (4 starts, 2-14, .143, RBI) for the Indians before being designated for assignment on April 21 when Chad Ogea came off the disabled list...Was claimed off outright waivers on April 24 by the Detroit Tigers.
- ◆ Appeared in 16 games with the Tigers, making 7 starts (4@1B, 3@DH)...Best game of the year at the big league level came with the Tigers on May 9 at Anaheim, going 3 for 5 w/a HR & RBI while equaling his career-high with 3 runs scored...Was released by Detroit on June 16 after refusing an outright assignment to AAA Toledo and signed by the Indians to a AAA contract at Buffalo.
- ◆ Jeff played in Buffalo from June 16 thru August 7, when he was promoted for the 2<sup>nd</sup> time by Cleveland to the major league level when Richie Sexson was optioned to Buffalo...Went 2 for 3 with a HR (off Alvarez) and a season-high 3 RBI in his first game back on August 7 at Tampa Bay...Appeared in 7 games for the Indians during his 2<sup>nd</sup> stint (5GS, 3@3B, 2@1B) before being designated for assignment on August 18 when Torey Lovullo was promoted from Buffalo.
- ◆ Was outrighted to back down to Buffalo for the remainder of the regular season and playoffs on August 18...Overall at AAA Buffalo Jeff hit .311 (65-209) with 11 2B, 23 HR & 63 RBI in 62 games for the Bisons...HR'd every 9.1 at bats for the Bisons...Hit .241 (15-44) with 2 HR & 14 RBI in 12 games in the playoffs for the IL Champion Bisons...At Buffalo he hit .393 (22-56) with RISP and .416 (37-89) with men on base...He hit .314 (49-156) off RHP with 16 HR & 42 RBI.
- ◆ Contract was purchased for the 3<sup>rd</sup> time from AAA Buffalo on September 26 after the conclusion of the IL playoffs...Started the last game of the year at Minnesota on September 27 at third base (1-3) in place of Travis Fryman, who was resting a sore lower back.
- ◆ Overall on the year with Detroit and Cleveland he appeared in 17 games at first base (9GS), 1 games at 2<sup>nd</sup> base, 8 games at third base (5GS) and 1 game in left field...Was one of 7 Indians to appear at 2<sup>nd</sup> base in 1998...Combined on the year he hit .239 (16-67) with 3 2B, 3 HR & 9 RBI in 31 games...He hit .256 (11-43) off LHP (1 HR) and .208 (5-24) off RHP (2HR)...After the season he was unconditionally released on October 20 before signing a minor league deal in December.

### PRO CAREER

**1997** Signed with the Toronto Blue Jays to a minor league during spring training and was assigned to the AAA Syracuse roster...After getting off to a very slow start he was acquired from the Jays in a minor league deal on 6/6 and exploded...Proceeded to hit .321 (60-187) with 11 2B, 20 HR & 54 RBI in 54 games with the Herd, hitting a homer every 9.4 at bats...Was named Topps & American Association Player of the Month for July and also set a Buffalo franchise record, hitting 11

homers in the month...Also set a club mark for most two-homer games (4) and became only the second Bison ever to hit 3 homers in a game (7/14 vs. Iowa)...Was named A.A. Player of the Week 4 times over a 6 week stretch from 6/15-7/31...Had his contract purchased from AAA Buffalo and was promoted to the big leagues on 8/1...Spent the remainder of the season at the big league level with the Tribe...Appeared in 6 games at 1B, 7 at third base and 1 game in the outfield for the Tribe...Was on all three of the Tribe's post-season rosters but did not appear in a game for the American League Champion Indians...**1996** Enjoyed a well-traveled season, spending time with 3 different organizations in two different countries at four different levels of professional baseball...Was signed in the off-season on 1/25 by the Yomiuri Giants of Japan's Central League...After appearing in just 10 games with the Giants he was released on 4/23...Was signed to a minor league contract by the Boston Red Sox on 5/7 and was assigned to the AAA Pawtucket Red Sox...Appeared in 12 games for the PawSox before his contract was purchased by the big league club and he was promoted to Boston on 5/22...Made Red Sox debut that night vs. Seattle...His first 5 hits with the Sox all went for extra-bases... Started 4 straight games (5/22-26) for Boston before being placed on the 15-day disabled list w/a strained left knee on 5/27...Spent 6 games at AA Trenton on rehab. assignment, 6/21-27 and was activated from the DL on 6/27...Made 3 starts at SS, 7/19-21...Was acquired by the Seattle Mariners on 7/23 in exchange for INF Arquimede Pozo.. Made 14 starts at third base in 21 games for the M's...Hit a 3-run, PH HR in his last Mariner at bat off Graeme Lloyd on 8/27 vs. NY that gave Seattle a 7-4 win and was waived two days later...Claimed by the Red Sox on 8/29 and spent the remainder of the season w/Boston...Was outrighted to Pawtucket on 10/8 and opted for free agency...Combined on the season at the ML level he hit a combined .196 (20-102) w/3HR & 10 RBI...**1995** Had his best season at the big league level, amassing career-highs in almost every offensive category...Made the big league club out of spring training...His first appearance came on 5/4, becoming the 557th Oriole to appear in a game...Enjoyed his first 4-hit game of his ML career, going 4-4 w/a 2-run HR vs. Detroit on 5/17...Started 37 straight games for the O's from 5/17-6/25, mostly at 3B...During that span he made major league history, becoming the 24th player in ML history to HR in 4 consecutive at bats when he accomplished the feat, 6/8-10...During the record setting stretch he clubbed 2HR on 6/8, 2 homers on 6/9 and another on 6/10...HR's came in last at bat of 6/8 contest vs. Seattle, on 6/9 vs. California (walked twice) and first at bat on 6/10 vs. Seattle...Had 8 career HR's in 305 ML at bats entering the 3-day stretch...Also tied ML record for consecutive HR over a 3G stretch, matching record set by New York's (AL) Johnny Blanchard in 1961...Also became the first Oriole to hit 2 homers in back-to-back games since Larry Sheets in 1987...Was placed on the 15-day DL w/a strained left hamstring on 6/25...Activated off the DL on 7/13...**1994** Started the season with AAA Norfolk (Mets) in the International League...Was traded to the Orioles on 5/19 in exchange for RHP Mike Cook and was assigned to the AAA Rochester Roster...Combined on the season he led the International League in HR (31) and RBI (100) and was named IL MVP...Also led the league in extra-base hits (64), total bases (260) and on-base % (.404)...Homered in 3 straight games 3 times during the season...**1993** Spent most of the season with AAA Scranton-Wilkes Barre but did have two stints with the Philadelphia Phillies at the big league level...Started the season in Scranton and had his contract purchased on 6/13...Was optioned back to Scranton on 7/4 but was recalled again and by the NL Champion Phillies on 9/1...Spent remainder of season w/Philly but was not on the playoff roster...**1992** Equaled his career-high w/127 games played at Richmond...**1991** Split season between Cleveland and AAA Colorado Springs...Spent two stints at each level after breaking camp with the big league club...Made his ML catching debut on 6/15 vs. Minnesota and appeared at 5 games for the Tribe at catcher (1GS)...Was released by the Indians on 11/27 and signed by Braves on 1/12/92...**1990** Had 3 separate stints with the Indians while shuttling back and forth from AAA Colorado Springs...Made his ML debut on 6/7 vs. Detroit...Picked up first ML hit on 7/27 (G2) vs. New York and hit his first HR on 8/4 off Jimmy Jones at New York...Went to the Instructional League after the season to learn how to catch...While at AAA, he led the Sky Sox in RBI (82), walks (78) and tied for the team lead in HR (18) despite playing in only 96 games...Acquired on 1/9 from California along with LHP Colin Charland in exchange for LHP Scott Bailes...**1989** Played in a then-career-best 127 games for AAA Edmonton...**1988** Chosen Texas League MVP and was a post-season All-Star at 3B for AA Midland...Finished 2nd in the league in HR (24) and RBI (101) and 3rd in slugging (.549)...Was co-winner of the Kenny Myers Award given to the best Angels farmhand along with LHP Colin Charland...**1985-87** Began his professional career after California made him their 14th round selection in the '85 Amateur Draft out of Temple University.

**PERSONAL/MISC.**

Full name **JEFFREY PAUL MANTO**...Married, wife's name is Denise...The couple has two daughters — Andreana (2/10/97) and Gabrielle (5/27/94)...Resides in Langhorne, PA...Graduated from Bristol (PA) High School in 1982 and was drafted by the Yankees in the 35th round but did not sign...Majored in Criminal Justice at Temple University where he hit .441 and broke a school record with 16 HR in 1985...Was an All-Atlantic 10 & All-East Coast Selection in '85...Switched from pitching to infield while at Temple...Enjoys home projects and officiates high school and junior college basketball games in the off-season...Nickname is "Mickey."

YEAR	CLUB	AVG	G	AB	R	H	2B	3B	HR	RBI	BB	SO	SB
1985	Quad City	.197	74	233	34	46	5	2	11	34	40	74	3
1986	Quad City	.247	73	239	31	59	13	0	8	49	37	70	2
1987	Palm Springs	.256	112	375	61	96	21	4	7	63	102	85	8
1988	Midland	.301	120	408	88	123	23	3	24	101	62	76	7
1989	Edmonton	.277	127	408	89	113	25	3	23	67	91	81	4
1990	Colo. Springs	.297	96	316	73	94	27	1	18	82	78	65	10
	CLEVELAND	.224	30	76	12	17	5	1	2	14	21	18	0
1991	CLEVELAND	.211	47	128	15	27	7	0	2	13	14	22	2
	Colo. Springs	.320	43	153	36	49	16	0	6	36	33	24	1
1992	Richmond	.291	127	450	65	131	24	1	13	68	57	63	1
1993	Scranton/W.B.	.289	106	388	62	112	30	1	17	88	55	58	4
	Philadelphia	.056	8	18	0	1	0	0	0	0	0	3	0
1994	Norfolk	.261	37	115	20	30	6	0	4	17	27	28	1
	Rochester	.310	94	329	61	102	25	2	*27	*83	43	47	2
1995	Baltimore	.256	89	254	31	65	9	0	17	38	24	69	0
	Bowie	.250	1	4	1	1	0	0	0	0	0	2	0
	Frederick	.375	2	8	1	3	0	0	1	3	0	1	0
1996	Yomiuri	.111	10	27	1	3	1	0	0	1	5	0	
	Pawtucket	.244	12	45	6	11	5	0	2	6	5	8	1
	Boston	.208	22	48	8	10	3	1	2	6	8	12	0
	Trenton	.286	6	21	3	6	0	0	0	5	1	5	0
	Seattle	.185	21	54	7	10	3	0	1	4	9	12	0
1997	Syracuse	.205	40	132	18	27	5	1	3	11	22	30	1
	Buffalo	.321	54	187	37	60	11	0	20	54	31	43	0
	CLEVELAND	.267	16	30	3	8	3	0	2	7	1	10	0
1998	CLEVELAND	.216	15	37	8	8	1	0	2	6	2	10	0
	Detroit	.267	16	30	6	8	2	0	1	3	3	11	1
	Buffalo	.311	62	209	46	65	11	0	23	63	58	48	4
Minor Lg. Totals		.281	1186	4020	732	1128	247	18	207	830	742	808	49
CLEVELAND TOTALS		.221	108	271	38	60	16	1	7	40	38	60	2
<b>American League</b>		<b>.233</b>	<b>256</b>	<b>657</b>	<b>90</b>	<b>153</b>	<b>33</b>	<b>2</b>	<b>29</b>	<b>91</b>	<b>82</b>	<b>164</b>	<b>3</b>
<b>National League</b>		<b>.056</b>	<b>8</b>	<b>18</b>	<b>0</b>	<b>1</b>	<b>0</b>	<b>0</b>	<b>0</b>	<b>0</b>	<b>0</b>	<b>3</b>	<b>0</b>
<b>M. L. TOTALS</b>		<b>.228</b>	<b>264</b>	<b>675</b>	<b>90</b>	<b>154</b>	<b>33</b>	<b>2</b>	<b>29</b>	<b>91</b>	<b>82</b>	<b>167</b>	<b>3</b>

1982 - Selected by the New York Yankees in the 35th round of the June draft. (Did not sign.)

1985 - Selected by the California Angels in the 14th round of the June draft.

1990 - Acquired by the Cleveland Indians, along with Colin Charland, from the Angels in exchange for Scott Bailes, January 9.

1992 - Signed by the Atlanta Braves as a free agent, January 23.

1992 - Signed by the Philadelphia Phillies as a free agent, December 16.

1993 - Signed by the New York Mets as a free agent, December 16.

1994 - Acquired by the Baltimore Orioles from the Mets in exchange for future considerations, May 19.

1996 - Signed by the Yomiuri Giants (Japan), January 25.

1996 - Signed by the Boston Red Sox as a free agent, May 7.

1996 - Acquired by the Seattle Mariners from the Red Sox in exchange for Arquimede Pozo, July 23.

1996 - Claimed on waivers by the Red Sox, August 29.

1997 - Signed by the Toronto Blue Jays as a free agent, February 11.

1997 - Acquired by the Indians from the Blue Jays in exchange for Ryan Thompson, June 6... Re-signed by Cleveland Indians to a minor league contract, December 17.

1998 - Claimed by the Detroit Tigers on waivers, April 24.

1998 - Signed by the Cleveland Indians as a minor league free agent, June 16.

1999 - Re-signed by the Cleveland Indians as a minor league free agent, January 5.

### DIVISION SERIES RECORD

YEAR CLUB	AVG	G	AB	R	H	2B	3B	HR	RBI	BB	SO	SB
1997 CLEVELAND	— DID NOT PLAY —											

### CHAMPIONSHIP SERIES RECORD

YEAR CLUB	AVG	G	AB	R	H	2B	3B	HR	RBI	BB	SO	SB
1997 CLEVELAND	— DID NOT PLAY —											

### WORLD SERIES RECORD

YEAR CLUB	AVG	G	AB	R	H	2B	3B	HR	RBI	BB	SO	SB
1997 CLEVELAND	— DID NOT PLAY —											

	1998					CAREER				
	AB	H	HR	RBI	BA	AB	H	HR	RBI	BA
SEASON	67	16	3	9	.239	675	154	29	91	.228
HOME	25	8	1	2	.320	356	88	19	58	.247
ROAD	42	8	2	7	.190	319	66	10	33	.207
vs. Balt.	3	1	0	0	.333	34	9	2	5	.265
Bos.	2	0	0	0	.000	49	15	2	6	.306
N.Y.	2	0	0	0	.000	78	17	5	18	.218
T.B.	14	3	1	4	.214	14	3	1	4	.214
Tor.	—	—	—	—	—	28	4	0	2	.143
A.L. EAST	21	4	1	4	.190	203	48	10	35	.236
Chi.	8	3	0	0	.375	23	7	1	3	.304
Cle.	1	0	0	0	.000	21	2	0	0	.095
Det.	—	—	—	—	—	46	15	2	8	.326
K.C.	—	—	—	—	—	56	10	1	4	.179
Minn.	4	1	0	0	.250	37	6	0	3	.162
A.L. CENTRAL	13	4	0	0	.308	183	40	4	18	.219
vs Ana.	7	4	1	1	.571	71	20	5	7	.282
Oak.	9	1	0	1	.111	47	9	3	6	.191
Sea.	14	1	0	2	.071	70	17	3	12	.243
Tex.	3	2	1	1	.667	46	11	2	8	.239
A.L. WEST	33	8	2	5	.242	234	57	13	33	.244
vs. Chi.	—	—	—	—	—	—	—	—	—	—
Cin.	—	—	—	—	—	—	—	—	—	—
Hou.	—	—	—	—	—	—	—	—	—	—
Milw.	—	—	—	—	—	36	8	2	5	.222
Pitt.	—	—	—	—	—	12	1	0	0	.083
St. L.	—	—	—	—	—	3	0	0	0	.000
N.L. CENTRAL	—	—	—	—	—	51	9	2	5	.176
PRE-ASG	44	9	1	4	.205	264	61	14	40	.231
POST-ASG	23	7	2	5	.304	411	93	15	51	.226
vs. RHP	24	5	2	3	.208	406	81	17	49	.200
vs. LHP	43	11	1	6	.256	269	73	12	42	.271
PINCH HITTING	5	1	0	0	.200	26	9	3	9	.346
DES. HITTING	12	4	1	2	.333	34	7	2	3	.206
IN APRIL	17	1	0	1	.059	28	3	1	3	.107
MAY	27	8	1	3	.296	108	28	4	13	.259
JUNE	—	—	—	—	—	122	29	9	23	.238
JULY	—	—	—	—	—	95	15	3	9	.158
AUGUST	20	6	2	5	.300	215	51	8	24	.237
SEPT/OCT	3	1	0	0	.333	104	27	4	18	.260

#### MANTO'S GAME HIGHS

**HITS:** 4, May 17, 1995 vs. Detroit; **HR:** 2, twice, June 8, 1995 vs. Seattle and June 9, 1995 vs. California; **RBI:** 4, June 8, 1995 vs. Seattle; **RUNS:** 3, two times, last on May 9, 1998 at Anaheim; **SB:** 1, three times, last on May 9, 1998 at Anaheim; **HITTING STREAK:** 9 games, twice, most recently from August 17 thru 27, 1995; **CAREER GRAND SLAMS:** none.

#### MANTO/ML FIELDING

YEAR	PCT	G	PO	A	E	TC	DP
1990	.991	30	185	24	2	211	18
1991	.952	47	96	61	8	165	17
1993	1.000	7	2	8	0	10	0
1995	.966	73	68	103	6	177	16
1996	.955	36	33	73	5	111	9
1997	1.000	14	35	5	0	40	4
1998	.980	27	92	8	2	102	10
<b>Totals</b>	<b>.972</b>	<b>234</b>	<b>511</b>	<b>282</b>	<b>23</b>	<b>816</b>	<b>74</b>



**TOM**

**MARTIN**

**36**

**Age:** 28, born on May 21, 1970  
in Charleston, SC

**Position:** Pitcher

**Bats:** L                      **Height:** 6-1

**Throws:** L                    **Weight:** 200

**ML Service:** 1 + 082

**Contract Status:** Signed thru 1999.

**Acquired:** December 1, 1997; Acquired from the Arizona Diamondbacks along with 3B Travis Fryman and cash in exchange for 3B Matt Williams.

### 1998 SEASON HIGHLIGHTS

- ◆ Suffered thru a season of injury and inconsistency in his first season in the Indians organization...Was optioned to AAA Buffalo out of spring training on March 30 and began the year with the Bisons....Compiled an ERA of 7.11 in 8 spring outings.
- ◆ Did not appear in a game for the Herd before being recalled by the Indians on April 11 after Paul Shuey was disabled with a pulled groin...Made 5 appearances for the Tribe in April (11.42ERA, 8.2IP, 16H, 11ER) before going on the 15-day DL on May 2 (retro. to 4/30) with tendinitis in his left shoulder...Began a 30-day rehabilitation assignment in AAA Buffalo on May 13 and was activated and optioned to Buffalo again on May 20.
- ◆ Spent the next 3 months with the Bisons before being recalled for the 2<sup>nd</sup> time in '98 on August 15...Made 8 appearances from 8/15-30 (0-1, 7.94 ERA, 5.2IP, 8H, 5ER) before being placed on the 15-day DL for the 2<sup>nd</sup> time with a strained right groin on August 31...Began a 30-day rehab. assignment in AAA Buffalo on Sept. 3 and spent the remainder of the regular season and playoffs with the Bisons.
- ◆ Was activated off the 15-day DL for the final time on Sept. 19 and pitched for the Indians for the remainder of the regular season...Made only 1 outing after his 2<sup>nd</sup> activation at New York on Sept. 22 (D), allowing 5 hits and 5 earned runs in just 0.1IP....Indians were 4-10 (.286) in games in which he appeared...Big league hitters hit .408 (29-71) off him with 3 HR....LH hitters hit .444 (12-27) and RH hitters hit .386 (17-44).
- ◆ Overall at AAA Buffalo he held International League hitters to a .309 (46-149) average against with 4 HR ....LH hitters hit .231 (15-65) off him w/OHR & RH hitters hit .369 (31-84) with 4 HR...He compiled an ERA of 9.00 (2.0IP, 4H, 2ER) in 4 playoff outings for the Herd...Was eligible for post-season for the Tribe, but was not on any of the two playoff rosters...Had arthroscopic surgery on his left shoulder on January 5, 1999 to repair the labrum in his left shoulder in Cleveland by Dr. Louis Keppler and Dr. Mark Shickendantz...Shoulder acted up preparing for winter ball stint.

### PRO CAREER

**1997** Appeared in 55 games for Houston in 1997 in his first year in the major leagues after making the club with a strong spring training performance...Did not allow an earned run in his first 12 appearances (11.2 IP)...Earned his first major league win on 4/6 vs. St. Louis, pitching 1.2 scoreless innings...Worked season-high 3.0 innings at Chicago on 7/14 and did not allow a run...Had two saves in three opportunities, picking up first major league save on 7/30 vs. St. Louis...Was on the 15-day DL from 5/30-6/15 with a strained left elbow...Overall on the season, major league hitters hit just .254 (52-205) off him with only 2 HR in 56.0 innings of work...Had arthroscopic surgery on his left elbow following the season (performed by Dr. James Andrews)...Was the first overall pick of the second round of the Expansion Draft on 11/18 by Arizona...Was the 29th selection overall in the draft...**1996** Combined to appear in a career-high 62 games for Texas League champion Jackson (57) and Triple A Tucson (5) after signing with Houston as a six-

year minor league free agent on 2/21...His appearance total tied for fourth in the Texas League and tied for second on the Generals' staff with Mike Gzranich...Collected six of Jackson's 23 bullpen victories and added three of the club's 26 saves...After losing his first outing of the year on 4/4 against Tulsa, he went 5-0 with a 3.00 ERA (15ER/45.0IP) and two saves over his next 38 appearances (4/7-7/17)...Stayed busy with winter baseball after the season, pitching for Phoenix in the Arizona Fall League and Santurce in Puerto Rico..1995 Pitched in only seven games for Triple A Richmond in the Atlanta organization due to surgery on his left elbow...1994 Appeared in 36 games for Double A Greenville, which included six starts...Had a 5-6 record with a 4.62 ERA in 74.0 innings...Came to Braves' organization after being selected in the Rule 5 draft in December of 1993 out of the San Diego farm system...1993 Went 1-4 with a 5.61 ERA for Class A Rancho Cucamonga in the California League in the San Diego system...1992 Was acquired by San Diego prior to the season in a minor league trade with Baltimore (12/17/91)...Split the year between High Desert and Waterloo...Pitched in the Baltimore organization from 1989-91 before being traded to San Diego.

### PERSONAL/MISC.

Full name **THOMAS EDGAR MARTIN**...Married, wife's name is Tasha...Resides in Panama City Beach, FL...Is a 1988 graduate of Bay (FL) High School, where he lettered in both baseball and soccer...Pitched five no-hitters in 1988, including back-to-back no hitters in the state playoffs...Played Little League and American Legion baseball for Panama City, FL...Was drafted by Baltimore in the sixth round of the 1988 June free agent draft, but did not sign in time to play until 1989...Enjoys golfing, fishing and hunting.

YEAR	CLUB	W	L	ERA	G	GS	CG	SHO	SV	IP	H	R	ER	BB	SO
1989	Bluefield	3	3	4.62	8	8	0	0	0	39.0	36	28	20	25	31
	Erie	0	5	6.64	7	7	0	0	0	40.2	42	39	30	25	44
1990	Wausau	2	3	2.48	9	9	0	0	0	40.0	31	25	11	27	45
1991	Kane County	4	10	3.64	38	10	0	0	6	99.0	92	50	40	56	106
1992	High Desert	0	2	9.37	11	0	0	0	0	16.1	23	19	17	16	10
	Waterloo	2	6	4.25	39	2	0	0	3	55.0	62	38	26	22	57
1993	Rancho Cuc.	1	4	5.61	47	1	0	0	0	59.1	72	41	37	39	53
1994	Greenville	5	6	4.62	36	6	0	0	0	74.0	82	40	38	27	51
1995	Richmond	0	0	9.00	7	0	0	0	0	9.0	10	9	9	10	3
1996	Jackson	6	2	3.24	57	0	0	0	3	75.0	71	35	27	42	58
	Tucson	0	0	0.00	5	0	0	0	0	6.0	6	0	0	2	1
1997	Houston	5	3	2.09	55	0	0	0	2	56.0	52	13	13	23	36
1998	Buffalo	3	1	6.00	41	0	0	0	0	36.0	46	25	24	13	35
	CLEVELAND	1	1	12.89	14	0	0	0	0	14.2	29	21	21	12	9
Minor Lg. Totals		26	42	4.57	305	43	0	0	12	549.1	573	349	279	304	494
CLEVELAND TOTALS		1	1	12.89	14	0	0	0	0	14.2	29	21	21	12	9
American League		1	1	12.89	14	0	0	0	0	14.2	29	21	21	12	9
National League		5	3	2.09	55	0	0	0	2	56.0	52	13	13	23	36
<b>M. L. TOTALS</b>		<b>6</b>	<b>4</b>	<b>4.33</b>	<b>69</b>	<b>0</b>	<b>0</b>	<b>0</b>	<b>2</b>	<b>70.2</b>	<b>81</b>	<b>34</b>	<b>34</b>	<b>35</b>	<b>45</b>

M.L. HRs ALLOWED: 1997-2; 1998-3. Total: 5.

1988-Selected by the Baltimore Orioles in the 6th round of the June draft.

1992 -Acquired by the San Diego Padres, along with Craig Worthington, from the Padres in exchange for Jim Lewis and Steve Martin, February 17.

1993 -Selected by the Atlanta Braves in the Rule 5 Draft, December 5.

1996 -Signed as a free agent by the Houston Astros, February 21.

1997 -Acquired by the Arizona Diamondbacks as the 1st pick of the 2nd round of the Expansion Draft, November 18.

1997 -Acquired by the Cleveland Indians, along with Travis Fryman and cash considerations, from the Diamondbacks in exchange for Matt Williams, December 1.

### DIVISION SERIES RECORD

YEAR	CLUB	W	L	ERA	G	GS	CG	SHO	SV	IP	H	R	ER	BB	SO
1997	Houston	0	0	0.00	2	0	0	0	0	0.2	1	1	0	1	0

	1998						CAREER					
	W-L-S	ERA	IP	H	ER	SO	W-L-S	ERA	IP	H	ER	SO
SEASON	1-1-0	12.89	14.2	29	21	9	6-4-2	4.33	70.2	81	34	45
HOME	0-1-0	10.80	11.2	20	14	9	5-3-1	5.18	41.2	53	24	32
ROAD	1-0-0	21.00	3.0	9	7	0	1-1-1	3.10	29.0	28	10	13
vs. Balt.	0-0-0	0.00	1.2	0	0	0	0-0-0	0.00	1.2	0	0	0
Bos.	1-0-0	27.00	0.1	2	1	0	1-0-0	27.00	0.1	2	1	0
N.Y.	0-0-0	135.00	0.1	5	5	0	0-0-0	135.00	0.1	5	5	0
T.B.	0-0-0	0.00	1.0	0	0	2	0-0-0	0.00	1.0	0	0	2
Tor.	—	—	—	—	—	—	—	—	—	—	—	—
A.L. EAST	1-0-0	16.20	3.1	7	6	2	1-0-0	16.20	3.1	7	6	2
vs. Chi	0-0-0	5.40	3.1	5	2	2	0-0-0	3.86	4.2	5	2	3
Cle.	—	—	—	—	—	—	0-1-0	13.50	1.1	3	2	0
Det.	—	—	—	—	—	—	—	—	—	—	—	—
K.C.	—	—	—	—	—	—	0-0-0	0.00	1.1	2	0	1
Minn.	—	—	—	—	—	—	—	—	—	—	—	—
A.L. CENTRAL	0-0-0	5.40	3.1	5	2	2	0-1-0	4.91	7.1	10	4	4
vs. Ana.	0-0-0	9.00	3.0	4	3	2	0-0-0	9.00	3.0	4	3	2
Oak.	0-1-0	24.30	3.1	10	9	2	0-1-0	24.30	3.1	10	9	2
Sea.	0-0-0	0.00	0.1	1	0	1	0-0-0	0.00	0.1	1	0	1
Tex.	0-0-0	6.75	1.1	2	1	0	0-0-0	6.75	1.1	2	1	0
A.L. WEST	0-1-0	14.63	8.0	17	13	5	0-1-0	14.63	8.0	17	13	5
vs. Chi.	—	—	—	—	—	—	0-0-0	0.00	4.0	4	0	1
Cin.	—	—	—	—	—	—	1-0-0	0.00	4.1	4	0	2
Hou.	—	—	—	—	—	—	—	—	—	—	—	—
Milw.	—	—	—	—	—	—	—	—	—	—	—	—
Pitt.	—	—	—	—	—	—	0-0-0	2.25	4.0	5	1	4
St. L.	—	—	—	—	—	—	1-0-1	0.00	4.1	1	0	5
N.L. CENTRAL	—	—	—	—	—	—	2-0-1	0.54	16.2	14	1	12
PRE-ASG	1-0-0	11.42	8.2	16	11	5	3-2-0	4.29	35.2	45	17	18
POST-ASG	0-1-0	15.00	6.0	13	10	4	3-2-2	4.37	35.0	36	17	27
START	—	—	—	—	—	—	—	—	—	—	—	—
RELIEF	1-1-0	12.89	14.2	29	21	9	6-4-2	4.33	70.2	81	34	45
IN APRIL	1-0-0	1.42	8.2	16	11	5	2-0-0	6.06	16.1	23	11	9
MAY	—	—	—	—	—	—	1-1-0	2.92	12.1	11	4	5
JUNE	—	—	—	—	—	—	0-1-0	3.86	4.2	9	2	2
JULY	—	—	—	—	—	—	1-0-1	1.42	12.2	9	2	10
AUGUST	0-1-0	7.94	5.2	8	5	4	2-2-1	5.19	17.1	20	10	11
SEPT/OCT	0-0-0	135.00	0.1	5	5	0	0-0-0	6.14	7.1	9	5	8

## MARTIN'S GAME HIGHS

NO-HITTER: —; 1-HITTER: —; 2-HITTER: —; 3-HITTER: —; 4-HITTER: —; K's: 3, twice, most recently on August 17, 1997 vs. Philadelphia; WINNING STREAK: 2 games, July 24-August 3, 1997; LONGEST CAREER OUTING: 3.0IP, twice, last on April 12, 1998 vs. Anaheim.

## MARTIN/ML FIELDING

YEAR	PCT	G	PO	A	E	TC	DP
1997	.909	55	1	9	1	11	0
1998	1.000	14	1	2	0	3	0
<b>Totals</b>	<b>.929</b>	<b>69</b>	<b>2</b>	<b>11</b>	<b>1</b>	<b>14</b>	<b>0</b>



Willie

**MARTINEZ**

**71**

**Age:** 21, born on January 4, 1978 in Barquisimeto, Venezuela

**Position:** Pitcher

**Bats:** R                      **Height:** 6-2

**Throws:** R                      **Weight:** 180

**ML Service:** 0 + 000

**Contract Status:** Signed thru 1999.

**Acquired:** January 16, 1995; Signed by Cleveland as a non-drafted free agent

**1998 SEASON HIGHLIGHTS**

- ◆ Spent the entire season at AA Akron where he led the team in strikeouts (117) and finished 2<sup>nd</sup> on the squad with 26 starts...Allowed 17 runs (11ER) over his first 5 starts (26.1IP) before being placed on the disabled list on May 1 with tendinitis in his right elbow and shoulder...Was activated before his start on May 17.
- ◆ Tossed a 7.0-inning, complete game 1-hitter at Norwich on June 14 (G1), his only shutout of the season...His other CG came in a loss at New Britain on August 7...Over his last 7 regular season starts he was 3-1 with a 3.95 ERA (43.1IP, 46H, 19ER)...Was outstanding in his lone post-season start vs. Harrisburg, picking up Akron's lone post-season win in the 4-game series on his way to fanning a season-high 10 (7.2IP, 4H, 0R, 1BB, 10SO).
- ◆ Eastern League batters hit .280 (169-603) off Willie with a team-high 15 homers allowed...LH hitters hit .289 (58-201) with 5 HR and RH hitters hit .276 (111-402) with 10 HR...Held batters to a .244 (39-160) mark with runners in scoring position and with runners on base they hit .294 (74-252).

**PRO CAREER**

**1997** Followed up his stellar '96 campaign with a great year at Kinston in 1997...Named to the Howe SportsData All-Teen Team after going 8-2 with a 3.09 ERA in 23 starts ...His 3.09ERA at Kinston was tied for the 4<sup>th</sup> lowest ERA in the Carolina League...His 3.09 ERA was the 3<sup>rd</sup> best among the system's starting pitchers, while his 137.0IP ranked 9<sup>th</sup>...Missed the first month of the season recovering from off-season surgery on his right elbow...Had arthroscopic surgery on the elbow on 1/6 in Cleveland (by Dr. Mark Shickendantz) to remove a bone spur...Was activated at Kinston on 4/26...Was a perfect 6-0 at home w/a 2.33ERA in 14 starts (88.2IP, 70H, 23ER, 90SO)...Overall, Carolina League hitters hit .243 (125-515) off him with 13 HR...Allowed 7 runs (5ER) in 0.2 of an inning on 7/4 at Wilmington..Take away that start and he went 8-1 with a 2.77 ERA...Went 1-0 w/ a 2.00ERA in the Carolina League play-offs (9.0IP, 5H, 2ER, 9SO)...Spent the off-season working out and boning up on his English in Cleveland...**1996** Enjoyed a breakthrough season at Watertown in his second pro campaign...His 2.40 ERA was 9<sup>th</sup> best in the New York-Penn League and 2<sup>nd</sup> best on the team...His 92 punch-outs were 4<sup>th</sup> best in the NYPL...Opposing batters hit just .236 (79-335) off him...Walked just 21 batters in his 90.0 innings of work for an average of 2.1BB per 9.0IP...Posted identical 2.40 ERA both on the road and at home...Hurled a 3-hit shutout vs. Auburn on 7/10 (9.0IP, 1BB, 8SO)...Pitched 7.2 scoreless innings on 7/22 at Vermont capping a string of three starts in which he allowed just 2ER in 22.2IP...Whiffed 10 batters at Erie on 8/16...Tossed 6.2 scoreless innings in his only start in the NYPL play-offs (7H, 1BB, 6SO)...**1995** Spent his first professional season at Burlington...Dropped all seven of his decisions as he made 11 starts for the Little Indians...Allowed just 1 HR in 40.0 innings...Struck out 36 batters in 40.0 innings for an average of 8.1/9.0IP.

**PERSONAL/MISC.**

Full name **WILLIAM JOSE MARTINEZ**...Single...Resides in Barquisimeto, Venezuela...Attended Barquisimeto High School...Enjoys fishing and spending time outdoors.

1999 INDIANS



named Eastern League Pitcher of the Week, July 21-27, for the effort...Was 1-4 overall in 7 July starts with a 2.48 ERA (54.1IP, 47H, 16R/15ER)...Played for Aragua of the Venezuelan Winter League following the season...Went 1-3 with a 3.53 ERA in 8 starts...**1996** Spent the entire season in the starting rotation at AA Canton-Akron...Took him awhile to settle in but came on strong over the last two months of the season...Led the team in starts (27) and finished 2nd on the club in innings pitched (162.1IP)...Started the season by dropping his first 6 decisions...Was 0-6 with a 6.26 ERA (46.0IP, 53H, 32ER) over his first 9 starts through 5/23 and was 2-8 with a 5.27 ERA (80.1IP, 94H, 47ER, 35BB, 62SO) over his first 15 starts though the end of June...Over the final 2 months of the season he went 7-3 with a 4.06 ERA (82.0IP, 84H, 37ER, 39BB, 50SO) in 12 starts...Won 5 straight starts between 7/5-26 - going 5-0 with a 3.41 ERA in 5 starts (34.1IP, 33H, 13ER, 23SO)...Tossed complete games in 3 of his last 7 starts...Fanned a season-high 9 batters on 7/21 at Reading...Added to the Tribe's 40-man roster on 11/20 when his contract was purchased from AA Canton-Akron...**1995** Spent the season with the Canton-Akron Indians of the Eastern League... Won 3 straight starts, 4/10-22...Placed on the disabled list on 6/7 with elbow tendinitis after dropping 3 straight starts...Reinstated on 6/28...**1994** Had a solid season at Columbus after missing all of 1993 after shoulder surgery...Struck out a season-high 9 in 6.0 innings on 9/3...Fanned 8 in 5.1IP on 6/20...**1993** Missed the entire season after undergoing surgery on 5/14 to repair a torn rotator cuff...Surgery was performed by Dr. Louis Keppler in Cleveland, OH... Only action came following the regular season in instructional league...**1992** Had outstanding season at short-season A for the Tribe after being selected in the 2nd round of the June draft...Was signed by Mark Germann...Led the Appalachian League in ERA (1.01) and was T5th in wins (7)...His average against (.156) was tops among AL starters as was his baserunners per 9.0IP (9.1)...Struckout season-high 11 on 7/15 vs. Huntington...ERA was never over 1.56...Selected to the AL Post-Season All-Star Team...Assigned to Watertown on 8/27...His overall ERA of 1.35 ranked 6th among all short-season starters while his .172 average against was T3rd...Named #2 prospect in the Appalachian League by *Baseball America* following the season.

#### PERSONAL/MISC.

Full name **MICHAEL SCOTT MATTHEWS**...Single...Resides in Woodbridge, VA...Graduated in 1991 from Woodbridge (VA) Senior High School where he played baseball...Played one year of baseball in 1992 for Montgomery Junior College in Rockville, MD before being drafted by the Tribe...Enjoys fishing and golf.

YEAR	CLUB	W	L	ERA	G	GS	CG	SHO	SV	IP	H	R	ER	BB	SO
1992	Burlington	7	0	*1.01	10	10	0	0	0	62.1	33	13	7	27	55
	Watertown	1	0	3.27	2	2	0	0	0	11.0	10	4	4	8	5
1993	— INJURED-DID NOT PLAY—														
1994	Columbus	6	8	3.08	23	23	0	0	0	119.2	120	53	41	44	99
1995	Canton-Akron	5	8	5.93	15	15	1	0	0	74.1	82	62	49	43	37
1996	Canton-Akron	9	11	4.66	27	27	3	0	0	162.1	178	96	84	74	112
1997	Akron	6	8	3.82	19	19	3	1	0	113.0	116	62	48	57	69
	Buffalo	0	2	7.71	5	5	0	0	0	21.0	32	19	18	10	17
1998	Buffalo	9	6	4.63	24	23	0	0	0	130.1	137	79	67	68	86
<b>Minor Lg. Totals</b>		<b>43</b>	<b>43</b>	<b>4.12</b>	<b>125</b>	<b>124</b>	<b>7</b>	<b>1</b>	<b>0</b>	<b>694.0</b>	<b>708</b>	<b>388</b>	<b>318</b>	<b>331</b>	<b>480</b>

1992 -Selected by the Cleveland Indians in the 2nd round of the June draft.



**John**

**McDONALD**

**72**

**Age:** 24, born September 24, 1974  
in New London, CT

**Position:** Infielder

**Bats:** R                      **Height:** 5-11

**Throws:** R                    **Weight:** 175

**ML Service:** 0 + 000

**Contract Status:** Signed thru 1999.

**Acquired:** Selected by the Indians in the 12th round of the 1996 June Draft.

### 1998 SEASON HIGHLIGHTS

- ◆ Established himself as a crowd favorite and defensive star at AA Akron...His stellar defensive play earned him several standing ovations for his defense from the Canal Park faithful and earned him a spot in the Double A All-Star Game on July 8 in New Haven, CT.
- ◆ Season-high average of .254 came on June 30...From July 1 thru the end of the season he hit just .206 (49-238) with 8 2B, 1 HR & 31 RBI in 61 games...Was 2<sup>nd</sup> on the Akron club in games played (132) and at bats (514)...All 132 appearances by John were as a shortstop...Led Eastern League shortstops in total chances (672) and putouts (242) and was second with a .966 fielding percentage (672TC, 23E, 91DP).
- ◆ Hit .239 (32-134) with 40 RBI with runners in scoring position and .245 (52-212) with runners on base...Hit .283 (30-106) when leading off an inning...Hit .170 (18-106) off LHP with 0 HR & 8 RBI and .245 (100-408) with 2 HR & 35 RBI off RHP...Hit .270 (71-263) at Canal Park and .187 (47-251) on the road.
- ◆ Was added to the 40-man roster on November 19 when his contract was purchased from AA Akron...Hit .286 (42-147) with 4 2B, 1 HR & 12 RBI in 36 games (4SB) in the Arizona Fall League after Akron's season with the Phoenix Desert Dogs.

### PRO CAREER

**1997** Second year pro enjoyed a solid season at Class A Kinston where he represented the Indians on the Carolina League Post-Season All-Star team...Led Kinston with 541 at-bats and 7 sacrifices...Batted .293 (70-239) with runners on base & .400 (4-10) with the bases loaded...Hit .305 (18-59) w/RISP & 2 outs...Batted .290 (38-131) off LHP...Hit .323 (30-93) in June...Blasted a grand slam off Lynchburg's Rick Paugh on 7/26 in an 8-2 victory...Laced a 9<sup>th</sup> inning RBI single to defeat Wilmington 3-2 on 8/3...**1996** Tribe's 12th round selection out of Providence spent the '96 campaign at Watertown...Only member of the club to appear in all 75 games...Led the Indians in hits, runs scored, and sacrifices...His 11 doubles placed second on the club...Swiped 11 bases in 12 attempts (92%)...Hit .327 (18-55) in June with a team-best 16 runs scored...His .288 average at home (40-139) was the second highest on the team...Went 1-6 in the NYPL play-offs.

### PERSONAL/MISC.

Full name **JOHN JOSEPH McDONALD**...Single...Resides in East Lyme, CT...Attended East Lyme High School where he played basketball and baseball...Was All-State in baseball during his senior year of high school in 1992...Played two years of baseball & basketball at the University of Connecticut at Avery Point ('93 & '94) and was named New England Junior College Player of the Year in 1994 and was 2<sup>nd</sup> team J.C. All-American in baseball...Played two years at Providence College in 1995 & '96 and was named 2<sup>nd</sup> team All-Big East during both seasons.

YEAR CLUB	AVG	G	AB	R	H	2B	3B	HR	RBI	BB	SO	SB
1996 Watertown	.270	75	278	48	75	11	0	2	26	32	49	11
1997 Kinston	.259	130	541	77	140	27	3	5	53	51	75	6
1998 Akron	.230	132	514	68	118	18	2	2	43	43	61	17
<b>Minor Lg. Totals</b>	<b>.250</b>	<b>337</b>	<b>1333</b>	<b>193</b>	<b>333</b>	<b>56</b>	<b>5</b>	<b>9</b>	<b>122</b>	<b>126</b>	<b>185</b>	<b>34</b>

1996 -Selected by the Cleveland Indians in the 12th round of the June draft.



Orlando

**MILLER****70**

**Age:** 30, born January 13, 1969  
in Changuinola, Panama

**Position:** Infielder

**Bats:** R                      **Height:** 6-3

**Throws:** R                    **Weight:** 205

**ML Service:** 3 + 089

**Contract Status:** Signed thru 1999.

**Acquired:** January 5, 1999; Signed by the Cleveland Indians to a free agent minor league contract.

### 1998 SEASON HIGHLIGHTS

- ◆ Reported to spring training with the Royals and was outrighted off the 40-man roster to AAA Omaha on March 21...Began the season with Omaha and appeared in 39 games before being released on June 4...Appeared mostly at third base with Omaha, appearing in 22 games at the position...Was signed by the Baltimore Orioles on June 8 and assigned to AAA Rochester.
- ◆ Played well for the Red Wings but was released after appearing in 37 games on August 5, hitting .294 (42-143) with 5 HR & 25 RBI...Was signed by the Houston Astros on August 7 and assigned to AAA New Orleans...Spent the remainder of the regular season and playoffs with the Zephyrs...Went 1 for 5 in 2 games in the Pacific Coast League Playoffs for New Orleans.
- ◆ Overall at his three triple A stops on the year he hit .279 (99-355) with 20 2B, 3 3B, 7 HR & 49 RBI in 105 games...On the year he appeared in 69 games at shortstop, 23 games at third base and 5 games at 2<sup>nd</sup> base...Was 2 for 4 (.500) as a pinch-hitter on the year.

### PRO CAREER

**1997** Orlando saw limited action at shortstop (31 games), 3rd base (4 games) and 1st base (3 games) in his 1st season with the Tigers after missing most of the season's 1st half with a back injury...Played in his 1st game in a Tiger uniform on 6/11 after being on the DL all season with bulging discs in his back...Was placed on the 15-day DL on 3/24 then transferred to the 60-day DL on 5/14...Made 3 rehab stints during his stay on the DL at Class A, AA & AAA...Drilled his 1st career pinch-hit HR on 6/30 off the Mets Takashi Kashiwada...Appeared at 1st base on 8/20 vs. Minnesota for the 1st time in his career...Did not play in a game after 9/15...**1996** Established career-highs in games (139), at-bats (468), runs (43), hits (120), doubles (26), triples (2), home runs (15) and RBI (58) while playing for the Houston Astros...His 14 round trippers as a shortstop were the 2nd most in the National League, trailing only Barry Larkin...Collected a career high with 4 hits in the 2nd game of a 7/14 doubleheader at New York...Acquired by Detroit with Brian Hunter, Todd Jones, Doug Brocail and a player to be named later from Houston in exchange for Brad Ausmus, Jose Lima, Trevor Miller, C.J. Nitkowski and Daryle Ward on 12/10/96...**1995** Earned the starting job at shortstop during spring training and started 85 of the Astros first 101 games...Knocked in at least 1 run in 6 consecutive games from 6/17-26, including a career-high 5 on 6/26 vs. St. Louis...Enjoyed a career-best 10-game hitting streak from 6/18-7/2...Blasted a pair of homers on 8/6 at Pittsburgh...Sprained his left knee in a collision with Philadelphia's Tom Marsh on 8/15, forcing him to miss the final 6 weeks of the season...**1994** Recalled from Triple-A on 7/6...Made his big league debut on 7/8 at Chicago...Singled off Mike Morgan in his 1st at-bat...Went 2-for-3 with a pair of homers and 3 RBI on 7/10 at Chicago...1st big league home run came that day off Kevin Foster...**1993** Belted 16 homers and 89 RBI at Tucson...Finished 2nd in the PCL with 16 triples and tied for 3rd with 61 extra base hits and led the league with 33 errors...On the DL twice during the first month of the season with sore hamstrings...Played in the Arizona Fall League following the '93 season...Led the league with 44 RBI in 44 games...**1992** Began the season at Double-A Jackson before a late-season promotion to Triple-A Tucson...**1991** Split the season between A Osceola and AA Jackson after starting

MILLER (continued)

the year at Jackson...**1990** Acquired by Houston from the Yankees on 3/13/90 in exchange for infielder Dave Silvestri and a player to be named later (P Daven Bond)...Named to the South Atlantic League All-Star team in 1990 at Asheville (A) and was tabbed by the league managers as the SAL's 10th best prospect...Tied for 2nd in the league with 29 doubles, ranked 5th in batting with a .313 average and led the league with 47 errors...**1989** Appeared at second base, shortstop, third and outfield for Oneonta of the NYPL...**1988** Orlando split his first professional season with the Gulf Coast League and Florida State League Yankees

**PERSONAL/MISC.**

Full name **ORLANDO SALMON MILLER**...Single...Resides in Changuinola, Panama...Was signed by New York Yankees scout Fred Ferreira in November of 1987.

YEAR	CLUB	AVG	G	AB	R	H	2B	3B	HR	RBI	BB	SO	SB
1988	Ft. Lauderdale	.273	3	11	0	3	0	0	0	1	0	1	0
	Sarasota	.182	14	44	5	8	1	0	0	5	3	10	1
1989	Oneonta	.291	58	213	29	62	5	2	1	25	6	37	8
1990	Asheville	.313	121	438	60	137	29	6	4	62	25	52	12
1991	Jackson	.186	23	70	5	13	6	0	1	5	5	13	0
	Osceola	.298	74	272	27	81	11	2	0	36	13	30	1
1992	Jackson	.264	115	379	51	100	26	5	5	53	16	75	7
	Tucson	.243	10	37	4	9	0	0	2	8	1	2	0
1993	Tucson	.304	122	471	86	143	29	16	16	89	20	95	2
1994	Tucson	.257	93	338	54	87	16	6	10	55	16	77	3
	Houston	.325	16	40	3	13	0	1	2	9	2	12	1
1995	Houston	.262	92	324	36	85	20	1	5	36	22	71	3
1996	Houston	.256	139	468	43	120	26	2	15	58	14	116	3
1997	Toledo	.267	8	30	3	8	1	0	1	5	2	5	2
	Jacksonville	.364	3	11	2	4	1	0	1	3	1	1	0
	Lakeland	.190	5	21	1	4	1	1	0	0	1	4	0
	Detroit	.234	50	111	13	26	7	1	2	10	5	24	1
1998	Omaha	.246	39	114	16	28	10	0	2	15	15	32	1
	Rochester	.294	37	143	21	42	4	1	5	25	9	31	3
	New Orleans	.296	29	98	15	29	6	2	0	9	10	25	1
Minor Lg. Totals		.282	754	2690	379	758	146	41	48	396	143	491	41
<b>CLEVELAND TOTALS</b>		—	—	—	—	—	—	—	—	—	—	—	—
<b>American League</b>		<b>.234</b>	<b>50</b>	<b>111</b>	<b>13</b>	<b>26</b>	<b>7</b>	<b>1</b>	<b>2</b>	<b>10</b>	<b>5</b>	<b>24</b>	<b>1</b>
<b>National League</b>		<b>.262</b>	<b>247</b>	<b>832</b>	<b>82</b>	<b>218</b>	<b>46</b>	<b>4</b>	<b>22</b>	<b>103</b>	<b>38</b>	<b>199</b>	<b>7</b>
<b>M. L. TOTALS</b>		<b>.259</b>	<b>297</b>	<b>943</b>	<b>95</b>	<b>244</b>	<b>53</b>	<b>5</b>	<b>24</b>	<b>113</b>	<b>43</b>	<b>223</b>	<b>8</b>

1987 -Signed by the New York Yankees as a free agent, September 17.

1990 -Acquired by the Houston Astros from the Yankees in exchange for Dave Silvestri and Daven Bond, March 13.

1996 -Acquired by the Detroit Tigers, along with Brian Hunter, Doug Brocail, Todd Jones and cash, from the Astros in exchange for Brad Ausmus, Jose Lima, C.J. Nitkowski, Trever Miller and Daryle Ward, December 10.

1997 -Claimed on waivers by the Kansas City Royals, December 1.

1997 -Re-signed by the Royals as a free agent, December 21.

1998 -Signed by the Baltimore Orioles as a minor league free agent, June 8.

1998 -Signed by the Houston Astros as a minor league free agent, August 7.

1999 -Signed by the Cleveland Indians as a minor league free agent, January 5.

**MILLER'S GAME HIGHS**

**HITS:** 4, July 14, 1996 at New York (NL-G2); **HR:** 2, two times, last on August 6, 1995 at Pittsburgh; **RBI:** 5; June 26, 1995 vs. St. Louis; **RUNS:** 3, July 6, 1997 vs. Baltimore; **SB:** 1, 8 times, last on July 2, 1997 vs. New York (AL); **HITTING STREAK:** 10 games, June 18 to July 2, 1995; **CAREER GRAND SLAMS:** none.

**MILLER/ML FIELDING**

YEAR	PCT	G	PO	A	E	TC	DP
1994	1.000	14	12	30	0	42	4
1995	.964	89	131	270	15	416	52
1996	.957	146	147	320	21	488	60
1997	.973	38	37	71	3	111	18
<b>Totals</b>	<b>.963</b>	<b>287</b>	<b>327</b>	<b>691</b>	<b>39</b>	<b>1057</b>	<b>134</b>

	1998					CAREER				
	AB	H	HR	RBI	BA	AB	H	HR	RBI	BA
SEASON	—	—	—	—	—	943	244	24	113	.259
HOME	—	—	—	—	—	468	108	10	56	.231
ROAD	—	—	—	—	—	475	136	14	57	.286
vs. Balt.	—	—	—	—	—	9	4	0	2	.444
Bos.	—	—	—	—	—	19	2	0	0	.105
N.Y.	—	—	—	—	—	9	1	0	0	.111
T.B.	—	—	—	—	—	—	—	—	—	—
Tor.	—	—	—	—	—	9	3	0	2	.333
A.L. EAST	—	—	—	—	—	46	10	0	4	.217
Chi.	—	—	—	—	—	6	0	0	0	.000
Cle.	—	—	—	—	—	4	0	0	0	.000
Det.	—	—	—	—	—	—	—	—	—	—
K.C.	—	—	—	—	—	9	1	0	1	.111
Minn.	—	—	—	—	—	1	1	0	0	1.000
A.L. CENTRAL	—	—	—	—	—	20	2	0	1	.100
vs Ana.	—	—	—	—	—	2	1	0	1	.500
Oak.	—	—	—	—	—	13	4	0	1	.308
Sea.	—	—	—	—	—	1	0	0	0	.000
Tex.	—	—	—	—	—	2	0	0	0	.000
A.L. WEST	—	—	—	—	—	18	5	0	2	.278
vs. Chi.	—	—	—	—	—	58	19	2	8	.328
Cin.	—	—	—	—	—	61	16	3	8	.262
Hou.	—	—	—	—	—	—	—	—	—	—
Milw.	—	—	—	—	—	10	3	0	0	.300
Pitt.	—	—	—	—	—	76	25	3	16	.329
St. L.	—	—	—	—	—	71	19	2	11	.268
N.L. CENTRAL	—	—	—	—	—	276	82	10	43	.297
PRE-ASG	—	—	—	—	—	535	145	14	72	.271
POST-ASG	—	—	—	—	—	408	99	10	41	.243
vs. RHP	—	—	—	—	—	738	199	21	94	.270
vs. LHP	—	—	—	—	—	205	45	3	19	.220
PINCH HITTING	—	—	—	—	—	16	2	0	3	.125
DES. HITTING	—	—	—	—	—	19	2	0	0	.105
IN APRIL	—	—	—	—	—	91	28	4	16	.308
MAY	—	—	—	—	—	150	42	1	10	.280
JUNE	—	—	—	—	—	213	54	7	35	.254
JULY	—	—	—	—	—	246	60	7	29	.244
AUGUST	—	—	—	—	—	149	39	3	16	.262
SEPT/OCT	—	—	—	—	—	94	21	2	7	.223



## Scott

**MORGAN**
**62**
**Age:** 25, born July 19, 1973 in Westlake, CA

**Position:** Outfielder

**Bats:** R                      **Height:** 6-7

**Throws:** R                    **Weight:** 230

**ML Service:** 0 + 000

**Contract Status:** Signed thru 1999.

**Acquired:** Selected by Cleveland in the 7th round of the 1995 June Draft.

### 1998 SEASON HIGHLIGHTS

- ◆ Spent the entire season at AA Akron, where he led the club in virtually every offensive category...He finished 2<sup>nd</sup> in the Eastern League in runs scored (95), RBI (89) and slugging % (.544)...He also finished tied for 2<sup>nd</sup> in HR (25) and 3<sup>rd</sup> in extra base hits (60)...Led Indians minor leaguers in runs scored (95), ranked 2<sup>nd</sup> among in RBI (89) & 3<sup>rd</sup> in HR (25).

- ◆ Set a new franchise record by homering in 4 straight games, August 28-31...Also homered in 3 straight games, May 8-10...Was on the disabled list from April 21-30 with a lower back strain....Went 2 for 14 (.143) in the Eastern League playoffs with a HR and 3 RBI in 4 games for the Aeros before being promoted to AAA Buffalo for the AAA World Series in Las Vegas vs. New Orleans...Went 0 for 5 w/a SO in 2 games for the Bisons in the series.
- ◆ During the regular season he hit .314 (27-86) with 4 HR & 15 RBI vs. LHP and .289 (107-370) with 21 HR & 74 RBI off RHP...He hit .258 (40-155) with 8 HR & 62 RBI with runners in scoring position and was 6 for 14 (.429) with a HR & 16 RBI with the bases loaded... Appeared in 61 games in right field, 49 games in left field and 9 games at DH.
- ◆ Played for the Phoenix Desert Dogs of the Arizona Fall League after the season, hitting .240 (24-100) with 7 2B, 2 HR & 12 RBI in 30 games.

## PRO CAREER

**1997** Spent most of the season at Class A Kinston before a 2nd half promotion to AA Akron...Spent the first three and a half months of the season at Kinston before his promotion to AA Akron on 7/15...Season ended in early August after a recurrence of a neck and shoulder injury from the previous season...Was a member of the Carolina League All-Star team that played in Durham on 6/17...Was also named to the Carolina League Post-Season All-Star Team as an outfielder...Despite missing the last month and a half of the Class A season, he led the Carolina League in runs (86) and slugging % (.606)...His .315 average held up for 3rd in the league while his 32 doubles finished 5th...Appeared in 54 games in right field for Kinston, 27 in left and 5 in center...Hit in 15 straight games from 6/13-30...Never got on track at Akron, hitting just .174 (12-69) in 21 games with 2 homers and 6 RBI...Season ended on 8/5 when he was shut down due to a nerve problem in his neck and shoulder area...Injury was related to the bulging disc in his neck that ended his 1996 campaign in mid-July...Combined on the year he hit .293 (128-437) with 35 2B, 3 3B, 25 HR & 73 RBI in 116 games...He led all Indians farmhands in doubles (35) and runs scored (97), finished 6th in homers (25), and 8th in batting average (.293)...Was added to the 40-man roster on 11/20 when his contract was purchased from AA Akron...**1996** Made the jump to Class A Columbus and enjoyed a breakthrough season in 1996...Led the Redstixx with a .311 batting average and .616 slugging percentage and also ranked among club leaders in HR (T2nd), RBI (3rd), doubles (2nd), & total bases (3<sup>rd</sup>)...His 22HR tied for the third best total in the South Atlantic League...Posted impressive numbers despite not playing after 7/11...On 7/11 at Columbia, Morgan slid head-first into 2<sup>nd</sup> base and a postgame exam revealed a bulging disc...At the time of his injury, Morgan was 3rd in the SAL in batting avg., 2nd in HR and 1st in RBI...**1995** Tribe's 7th round selection out of Allan Hancock College and Gonzaga University spent his first professional season at Watertown of the NYPL...Tied for second on the club with 18 doubles, which tied for the fifth best total in the NYPL...His 33 RBI were the 3rd best total on the team...Was hit-by-pitch 8 times, tying him for the team lead.

## PERSONAL/MISC.

Full name **SCOTT ALEXANDER MORGAN**...Married to the former Claudia Nunez (8/7/93)...Resides in Lompoc, CA...Attended Lompoc High School...Was named all-league in both baseball and basketball at Allan Hancock College in Santa Maria, CA in 1993...Also played basketball and baseball for two seasons at Gonzaga University in Spokane, WA...Was the sixth man on the 1995 West Coast Conference Champion basketball team that lost to Maryland in the first round of the '95 NCAA tournament in Salt Lake City, UT...Enjoys all types of outdoor activities, including camping and fishing.

YEAR CLUB	AVG	G	AB	R	H	2B	3B	HR	RBI	BB	SO	SB
1995 Watertown	.262	66	244	42	64	18	0	2	33	26	63	6
1996 Columbus	.311	87	305	62	95	25	1	22	80	46	70	9
1997 Kinston	.315	95	368	86	116	32	3	23	67	47	87	4
Akron	.174	21	69	11	12	3	0	2	6	8	20	1
1998 Akron	.294	119	456	95	134	31	4	25	89	56	124	4
<b>Minor Lg. Totals</b>	<b>.292</b>	<b>388</b>	<b>1442</b>	<b>296</b>	<b>421</b>	<b>109</b>	<b>8</b>	<b>74</b>	<b>275</b>	<b>183</b>	<b>364</b>	<b>24</b>

1992 -Selected by Milwaukee in the 45th round of the June draft. (Did not sign).

1995 -Selected by the Cleveland Indians in the 7th round of the June draft.



## Charles

### NAGY

**41**

**Age:** 31, born May 5, 1967 in Fairfield, CT

**Position:** Pitcher

**Bats:** L                      **Height:** 6-3

**Throws:** R                      **Weight:** 200

**ML Service:** 8 + 048

**Contract Status:** Signed thru 2002.

**Acquired:** Indians 2nd #1 pick (17th overall pick) in the 1988 June Draft.

### 1998 SEASON HIGHLIGHTS

- ◆ Despite a rocky first half, Charlie settled down to once again anchor the starting rotation...Led the team in wins (15) and innings pitched (210.1) for the 4<sup>th</sup> straight season...The durable Nagy has now pitched 200.0 innings in each of the last 3 seasons and has pitched his turn in the rotation over the last five seasons since starting the finale in Cleveland Stadium vs. the White Sox on October 3, 1993, a span of 152 straight starts.
- ◆ Collected his 100th career win vs. Seattle on August 25...Became the 13th pitcher in Indians history to collect 100 or more wins as an Indian in his start vs. Seattle on August 25...Became the first Indians pitcher since Sam McDowell to post five (5) straight 10+ win seasons in his start at TB on August 8...He is also the first Tribe pitcher since Sudden Sam to record seven 10+ win seasons in a career...McDowell is also the last to record 100 wins as an Indian in 1970...Now owns five 15+ wins seasons (last 4 years in a row)...The last Indians pitchers to win 15+ games in 4 straight seasons was Early Wynn (1950-56) and Bob Lemon (1948-56).
- ◆ His career winning % of .581 (89-65) is the 9<sup>th</sup> best in club history among pitchers w/1000.0IP behind Stan Coveleski (.583)...Jim Bagby (.589) is in 7th place...Is now 9th in club history w/1017 strikeouts...Passed Addie Joss (920K) in his start at Chicago (AL) on 4/28. ...Is 25 SO's away from passing LuisTiant (1041K) into 8<sup>th</sup> place on the Tribe's SO list.
- ◆ Charlie made his fourth career opening day start, his second in as many years (1992-93, '97-98), on March 31 in Seattle...Got a ND in the Tribe's 10-9 win but he allowed a then career-high 9 ER & current career-high 4HR in 4.2IP...After the ND he is 0-2 w/a 9.13 ERA (4GS, 23.2IP, 36H, 24ER) in openers.
- ◆ Had a hot September, going 3-1 with a 3.41 ERA in 5 starts (34.1IP, 32H, 13ER), including both of his complete games on Sept. 4 @DET & Sept. 11 vCWS...His CG at Detroit on 9/4 was his first since 5/9/97 at Detroit..He is now 15-4 lifetime vs. the Tigers...Chuck recorded his 1,000th career strikeout in the 5<sup>th</sup> inning of that start...Won a team-best 8 games in the 2<sup>nd</sup> half.
- ◆ Allowed a career-high 12 runs in his start vs. Chicago on April 22 (4ER) & a career-high 10ER in his start vs. Baltimore on August 14...Allowed a HR in 22 of his 33GS and had eight 2+ homer outings...Longest HR-less stretch was a 36.1IP string from August 30 to Sept. 26..Had thirteen 9+ hit GS.
- ◆ Did not win from June 5 thru July 17, a span of 8GS w/o a win, and lost four straight decisions before picking up his 8<sup>th</sup> win of the year on July 22 vs. Boston...Over the 8 start winless span he was 0-4 with a 5.72 ERA (50.1IP, 62H, 32ER)...The four straight losses equaled a career-high (3<sup>rd</sup> time), the first time since 5/8-28/91.
- ◆ His 6.08 ERA at home was the worst among AL starting pitchers...His 38 career wins in Jacobs Field are the most by any pitcher...His 34 HR allowed ranked 3<sup>rd</sup> in the AL, his 122 ER were T2nd among AL hurlers and his 139 runs allowed led AL...His 250 hits allowed were 3<sup>rd</sup>...Signed a four year contract extension thru the 2002 season on May 13.
- ◆ Was tremendous in the post-season, compiling a mark of 1-1 with a 2.55 ERA (17.2IP, 17H, 5ER, 1BB, 9SO) in 3 starts...Led the club in starts and innings in the post-season...Picked up his 2<sup>nd</sup> career post-season win in game 3 of the

Division Series at Boston (8.0IP, 4H, 1R/ER, 0BB, 3SO)...It snapped a string of 8 straight starts (9G) without a post-season victory...Only loss came in the deciding game 6 of the ALCS at New York (3.0IP, 8H, 6R/3ER) and he also started game 2 in New York (6.2IP, 5H, 1R/ER).

## PRO CAREER

**1997** Was the Tribe's most consistent starter again in 1997, leading the team in wins (15), innings (227.0) and strikeouts (149) for the 3rd straight season...His 227.0IP was 7th among AL pitchers & his 34GS were tied for 5th...His 15 wins were T11th in the league...Struggled over his last 4 starts, posting a mark of 1-2 w/a 6.48 ERA (25.0IP, 31H, 18ER)...Tossed his first shutout since 9/13/95 at Detroit on 5/9...The 7-hitter marked his 6th career shutout and 28th career complete game...In the game he struck out a season-high 11, the 5th 10+ strikeout game of his career (only shutout & season-high by Tribe starter in '97)...Indians were 21-13 (.618) over his 34 starts and were 65-62 (.512) when he didn't start...Pitched into the 7th inning or beyond in 28 of his 34 starts including 12 of last 14, and into the 6th inning in 31 of 34 starts...All 3 starts less than 5.0+ innings pitched came vs. the New York Yankees...He was 0-2 w/a 18.00 ERA in three 1997 starts vs. New York (9.0IP, 24H, 18ER, 7SO)...Finished 2<sup>nd</sup> in AL with 253 hits allowed...Became the first Indians pitcher to single & score since the end of the '72 season (Steve Dunning) at Houston on 6/20, a single of Darryl Kile...Charlie posted a post-season record of 0-2 with a 4.94 ERA in 5 playoff outings (4GS, 23.2IP, 27H, 13ER, 16BB, 11SO)...His lone relief appearance was in the deciding Game 7 of the World Series at Florida on 10/26...In only his 2nd relief appearance of his major league career, Charlie suffered the loss (1.0IP, 2H, 1R/0ER) on Edgar Renteria's 2-out single to center in Florida's 3-2, 11-inning win...Was the starting pitcher in the AL pennant clincher in Game 6 at Baltimore on 10/15...His 1998 option was picked up by the Indians on 11/7...**1996** Was the Tribe's most consistent starter in 1996, leading the team with 17 wins in 22 decisions...Finished 4th in the AL Cy Young voting with 12 votes...Finished behind Pat Hentgen (110), Andy Pettitte (104) & Mariano Rivera (18)...Equaled his career-high with 17 wins and topped the 200.0 inning mark for the first time since 1992...His 222.0IP was the 2nd highest total of his career as were his 167 punch outs...Finished 4th in the AL w/17 wins...His 3.41 ERA was the 3rd lowest mark in the AL behind Toronto's Juan Guzman (2.93) & Pat Hentgen (3.22)...Second in the AL with a .773 (17-5) winning %...His 167 strikeouts were 10th among AL pitchers while his .255 average against ranked 6th in the circuit...Charles allowed just 61 walks in 222.0IP (2.5BB per 9 innings), tied for the 4th best walk to IP ratio in the AL...Started the 67th All Star Game in Philadelphia, PA on 7/9, his 2nd career all-star appearance and first since 1992...Losing pitcher in the NL's 6-0 win...First Indian to start an ASG since Gaylord Perry in '74...Started the season out by posting an 11-1 mark w/a 3.72 ERA over his 14 starts (thru 6/15)...Despite having a lower ERA, he compiled record of 6-4 w/a 3.18 ERA (130.0IP, 117H, 46ER) over his last 18 starts of the season...Won only 1 game (7/25) between his 11th win on 6/11 in New York and win #13 on 8/26 at Detroit, span of 12 starts with just 1 win...Was 6-0 with a 2.60 ERA in 6 May starts (45.0IP, 44H, 13ER, 10BB, 34SO) and was named AL Pitcher of the Month for his efforts...First Indian to be named AL POTM since Rick Sutcliffe in Sept. 1982...Was also named AL Pitcher of the Month for the month of September...First Indian ever to notch 2 POTM awards in the same year and the AL pitcher since Roger Clemens in '92...Won career-best 8 straight games between 5/3-6/15 (previous streak was 6 in a row between 6/28-8/4/95)...The 8-game win streak was the 2nd longest in the AL (Rhodes-9)...His CG at Detroit on 8/26 was his 2nd career 3-hitter (9.0IP, 3H, 1R/ER, 1BB, 7SO)...Chuck was 8-0 w/a 2.53 ERA (85.1IP, 24ER) in 12GS when he pitched following a Tribe loss...Recorded season-high by a Tribe starter and 4th career 10 strikeout or more game on 9/8 (day) vs. Seattle...Batters hit .214 (42-196) off him with MISP, the 4th lowest mark among AL starters...Started Game's 1 and 4 in the Division Series vs. Baltimore...Tagged with the loss in Game 1 at Baltimore on 10/1 (5.1IP, 9H, 7ER, 2HR) in the 10-4 Baltimore win...Did not get a decision in the deciding Game 4 on 10/5 despite equaling a career-high with 12 strikeouts (6.0IP, 6H, 2ER, 2BB, 12SO, 2HR)...In the game the Indians set a playoff record by fanning 23 Orioles...**1995** Tied Orel Hershiser for the team lead with 16 wins...Was T5th in the AL with the 16 wins...Highest total since his 17-10 '92 campaign...Finished 6th in the Cy Young voting with one 3rd place vote...Chuck tossed a CG, 3-hit, SHO vs. New York on 9/13...It was his first CG, SHO since his 1-hitter at Baltimore on 8/8/92...Had an 18.0-inning scoreless streak from 9/7-19...Struck out a career-best 12 on 8/26 vs. Detroit at Jacobs Field as Charles recorded his 11th victory in the 6-2 win...Lasted just 0.2 IP on 8/15 in Camden Yards vs. Baltimore...Matched the shortest start of his career (5/15/93 @MIL)...Indians were 22-7 in his 29 starts...Tossed CG vs. Seattle on 7/8 (9.0IP, 5H, 3R/ER, 7SO)...His 8.1 runs/start was tops in baseball...Was 1-0 with a 2.86 ERA in 3 post-season starts (22.0IP, 17H, 7ER)...Picked up win in Game 3 of Division Series in Boston...Signed two-year contract with a club option for the 1998 season on 12/8...**1994** Rebounded from an injury plagued '93 campaign to lead Tribe starters in strikeouts (108) and ERA (3.45)...Had the 8th best home ERA (3.22) and the 8th best road ERA (3.63) and 10th in the league in overall ERA (3.45)...Pitched 6.0 or more innings in 20 of his 23 starts...In his first start of the season, 4/8 at KC, Chuck recorded

his first victory since 5/2/93... The Indians were 14-9 in Nagy's 23 starts... He averaged just 2.55 walks per 9.0 innings, 9th best ratio in the league... The Indians averaged 6.75 runs when Charles was pitching... That was the 7th best run support in the league... On 5/20 at Toronto he lost 2-0 to Hentgen and the Jays... It was the only time during the 1994 season that the Indians were shutout... **1993** Suffered through an injury plagued season... Left spring training with a case of the shingles... He saw his season cut short when he was placed on the disabled list on 5/17 with an injured right shoulder and remained there until the final day of the season... On 6/29 he underwent surgery on his right shoulder... The surgery was performed by Dr. Louis Yocum in Los Angeles... His only CG in 9 starts during the year came on 4/10 at Toronto... Over 8.0 innings Chuck allowed 4ER on 7H and recorded a season-high 7 strikeouts... He suffered the loss as the Indians dropped a 5-4 decision... In his final two starts before being placed on the disabled list, Charles was touched up for 8ER on 15H over 5.0 innings... His last start prior to surgery was on 5/15 at Milwaukee... It was the shortest outing of his career, tossing just 0.2 of an inning... Made two starts in a rehabilitation assignment at AA Canton-Akron, allowing 1ER in 8.0 innings before the surgery... After the operation he pitched in the Florida Instructional League... Was activated from the DL on 10/3 and started for the Indians in the final game at Cleveland Stadium... He pitched 3.0 innings, allowing 2ER as the Indians were blanked by the White Sox and Bere, 4-0... **1992** The Indians ace had an outstanding year... His 17 wins was T#6 in the A.L. and was the most by a Tribesman since Swindell won 18 in 1988 and most by an Indians righty since Blyleven won 19 in 1984... Was named to the A.L. All-Star squad for the first time... In the game he tossed one perfect inning, including a strikeout of Houston's Craig Biggio... He also collected the first hit by an A.L. pitcher in an All-Star Game since California's Ken McBride in 1963... Charles was 2nd in the American League in K/BB ratio (2.96)... He trailed only Roger Clemens (3.35)... Was among the A.L. leaders in ERA (7th, 2.96), CG (T4th, 10), SHO (T4th, 3), IP (4th, 252) and Strikeouts (8th, 169)... Had the third best home ERA (2.34) in the league... On 4/12 he recorded a career-high 10 strikeouts in the Indians 2-1 victory over the Red Sox... Charles tossed a career-best 1-hitter on 8/8 over the Orioles at Camden Yards... The only hit was an infield single by Glenn Davis with one out in the 7th inning... Owned 10 of Cleveland's 13 Complete Games... His 10 CGs were the most by an Indians pitcher since Swindell had 12 in '88... **1991** The rookie righty led the Indians in victories (10), T#1 with 33 Starts and was #2 on the Tribe in Innings Pitched (211.1), Complete Games (6) and Strikeouts (109)... In his 1st full season in the majors Charlie led all A.L. rookies in Starts (33), Innings Pitched (211.1), T#2 with 10 Victories and #2 with 109 Strikeouts... Opposing batters grounded into 22 DPs when Nagy was on the mound which was T#5 in the A.L.... The Indians scored 2 or fewer runs in 14 of Nagy's starts and 3 or less runs in 20 of his outings... Charlie received the 3rd lowest run support in the A.L., receiving 3.41 runs per 9IP (211.1IP, 80 Runs)... Started season strong, tossing a CG at Kansas City on 4/10 in his 1st start of the season but lost 1-0 to Kevin Applier... On 7/4 vs. Milwaukee, Nagy tossed his 1st big-league shutout, blanking the Brewers on 6 hits as the Tribe topped Milwaukee 3-0... **1990** Reached the majors in only his 2nd season as a professional... Started the year at AA Canton-Akron... Winner of first annual Bob Feller Award, given to the Indians' Minor League Pitcher of the Year... His 9 CG tied him for the Eastern League lead and was the third highest total in all the minor leagues... Ranked #4 in the E.L. in IP (175.0) and #7 in ERA (2.52)... His 13 victories was the third highest total in the loop... Named to Eastern League All-Star Team... Selected Eastern League's 7th best prospect by *Baseball America*... Contract was purchased by Cleveland on 6/27... Made M.L. debut on 6/29 in Cleveland vs. California and former Olympic teammate Jim Abbott... Charles suffered the loss, allowing 4ER in 4.1 IP... Was optioned back to Canton-Akron on 7/5 to get a start over the All-Star break lay-off... Rejoined the Tribe in Seattle after the break and made his 3rd start at the Kingdome in Seattle on 7/15... Suffered through shortest outing of the year, allowing 6ER in 1.1 IP to drop to 0-3 on the season... Was shipped back to Canton-Akron the next day... Fired two straight CGs (18IP, 14H, 6ER) at the Double-A level... Was recalled by the Tribe on 8/27... Following a no decision effort against Boston on 8/28 in Cleveland, Charles made his only relief appearance of the year; 1.2 IP vs. Toronto on 9/1... On 9/18 at Cleveland he earned his first M.L. victory... In his longest outing of the season (7.1IP) Charles limited Milwaukee to 3 runs and recorded a season-high 8 strikeouts... **1989** Began his professional career at Class A Kinston... Named #3 prospect in the Carolina League and a Class A All-Star by *Baseball America*... Voted Carolina League Pitcher of the Year... Fell 10.2 innings short off qualifying for the C.L. ERA title (1.51)... Led the league with 4 Shutouts... Pitched a pair of 3-hitters while at Kinston... Struck out 8 or more batters eight times and 10 or more four times at the Class A level... Overall at Kinston: K'd 99 in 95.1 IP... Led all C.L. starters in BA Against (.202) and Baserunners/9IP ratio (9.16)... Ranked #2 among C.L. starters in Strikeouts/9IP ratio (9.35)... Was promoted to AA Canton-Akron on 6/16... Was 4-5 in 15 games for Canton (14 starts).

#### PERSONAL/MISC.

Full name **CHARLES HARRISON NAGY**... Married to the former Jacquelyn Schuh (1/13/90)... The couple has one child, a girl, Makaela Bryne (6/3/98)... Resides in Westlake, OH and makes his off-season home in Rancho Sante Fe, CA... 1985 graduate of Roger

Ludlowe High School in Fairfield, CT...Played baseball, basketball and football in H.S...Attended the University of Connecticut and majored in Economics (2 years)... Was 2-time All-Big East Pitcher of the Year while at UConn and 2-time All-New England selection...Posted two-year collegiate record of 10-7 w/5 saves and a 2.59 ERA in 29 games, 19 starts (15CG, 1SHO, 139IP, 90H, 53R, 40ER, 72BB, 194Ks)...Was a member of the U.S. team that won the gold medal at the '88 Summer Olympics in Seoul, South Korea...Led Team USA with a 1.05 ERA during 53-game summer schedule...Posted 3-1 mark w/6 saves and a 1.05 ERA in 19 games, 4 starts (51.1IP, 23H, 6ER, 24BB, 51Ks)...Made two appearances in the Olympics, recording one save (0-0, 0.00 ERA, 2.0IP, 1H, 1R/0ER, 1BB, 0Ks)...Played Little League, Babe Ruth and American Legion ball as a youngster...Active in the Cleveland community with Cystic Fibrosis "65 Roses Sports Club", the National Education Association and was the co-chairperson for the CEI Summer Reading Program (1992-96)...Has been the honorary chairman of the "Hit a Homer for a Kid" fund raiser for the Boys & Girls Club of Cleveland over the last two seasons...Has also been the honorary spokesperson for the Fox Sports Ohio Youth Skills Competition over the last two seasons...Also active in the Cleveland Baseball Federation.

YEAR	CLUB	W	L	ERA	G	GS	CG	SHO	SV	IP	H	R	ER	BB	SO
1988	—MEMBER OF THE U.S. OLYMPIC TEAM—														
1989	Kinston	8	4	1.51	13	13	6	*4	0	95.1	69	22	16	24	99
	Canton-Akron	4	5	3.35	15	14	2	0	0	94.0	102	44	35	32	65
1990	Canton-Akron	13	8	2.52	23	23	#9	0	0	175.0	132	62	49	39	99
	CLEVELAND	2	4	5.91	9	8	0	0	0	45.2	58	31	30	21	26
1991	CLEVELAND	10	15	4.13	33	33	6	1	0	211.1	228	103	97	66	109
1992	CLEVELAND	17	10	2.96	33	33	10	3	0	252.0	245	91	83	57	169
1993	CLEVELAND	2	6	6.29	9	9	1	0	0	48.2	66	38	34	13	30
	Canton-Akron	0	0	1.13	2	2	0	0	0	8.0	8	1	1	2	4
1994	CLEVELAND	10	8	3.45	23	23	3	0	0	169.1	175	76	65	48	108
1995	CLEVELAND	16	6	4.55	29	29	2	1	0	178.0	194	95	90	61	139
1996	CLEVELAND	17	5	3.41	32	32	5	0	0	222.0	217	89	84	61	167
1997	CLEVELAND	15	11	4.28	34	34	1	1	0	227.0	253	115	108	77	149
1998	CLEVELAND	15	10	5.22	33	33	2	0	0	210.1	250	*139	122	66	120
Minor Lg. Totals		25	17	2.44	53	52	17	4	0	372.0	311	129	101	97	267
CLEVELAND TOTALS		104	75	4.10	235	234	30	6	0	1564.1	1686	777	713	470	1017
American League		104	75	4.10	235	234	30	6	0	1564.1	1686	777	713	470	1017
National League		—	—	—	—	—	—	—	—	—	—	—	—	—	—
<b>M. L. TOTALS</b>		<b>104</b>	<b>75</b>	<b>4.10</b>	<b>235</b>	<b>234</b>	<b>30</b>	<b>6</b>	<b>0</b>	<b>1564.1</b>	<b>1686</b>	<b>777</b>	<b>713</b>	<b>470</b>	<b>1017</b>

M.L. HRs Allowed: 1990-7; 1991-15; 1992-11; 1993-6; 1994-15; 1995-20; 1996-21; 1997-27; 1998-34. Total: 156.

1988 -Selected by Cleveland as the 2nd #1 pick (17th player overall) in the June draft (regular phase).

#### ALL-STAR GAME RECORD

YEAR	CLUB	W	L	ERA	G	GS	CG	SHO	SV	IP	H	R	ER	BB	SO
1992	CLEVELAND	0	0	0.00	1	0	0	0	0	1.0	0	0	0	0	1
1996	CLEVELAND	0	1	13.50	1	1	0	0	0	2.0	4	3	3	0	1
<b>TOTALS</b>		<b>0</b>	<b>1</b>	<b>9.00</b>	<b>2</b>	<b>1</b>	<b>0</b>	<b>0</b>	<b>0</b>	<b>3.0</b>	<b>4</b>	<b>3</b>	<b>3</b>	<b>0</b>	<b>2</b>

#### DIVISION SERIES RECORD

YEAR	CLUB	W	L	ERA	G	GS	CG	SHO	SV	IP	H	R	ER	BB	SO
1995	CLEVELAND	1	0	1.29	1	1	0	0	0	7.0	4	1	1	5	6
1996	CLEVELAND	0	1	7.15	2	2	0	0	0	11.1	15	9	9	5	13
1997	CLEVELAND	0	1	9.82	1	1	0	0	0	3.2	2	5	4	6	1
1998	CLEVELAND	1	0	1.13	1	1	0	0	0	8.0	4	1	1	0	3
<b>TOTALS</b>		<b>2</b>	<b>2</b>	<b>4.50</b>	<b>5</b>	<b>5</b>	<b>0</b>	<b>0</b>	<b>0</b>	<b>30.0</b>	<b>25</b>	<b>16</b>	<b>15</b>	<b>16</b>	<b>23</b>

#### CHAMPIONSHIP SERIES RECORD

YEAR	CLUB	W	L	ERA	G	GS	CG	SHO	SV	IP	H	R	ER	BB	SO
1995	CLEVELAND	0	0	1.13	1	1	0	0	0	8.0	5	2	1	0	6
1997	CLEVELAND	0	0	2.77	2	2	0	0	0	13.0	17	4	4	5	5
1998	CLEVELAND	0	1	3.72	2	2	0	0	0	9.2	13	7	4	1	6
<b>TOTALS</b>		<b>0</b>	<b>1</b>	<b>2.64</b>	<b>5</b>	<b>5</b>	<b>0</b>	<b>0</b>	<b>0</b>	<b>30.2</b>	<b>35</b>	<b>13</b>	<b>9</b>	<b>6</b>	<b>17</b>

#### WORLD SERIES RECORD

YEAR	CLUB	W	L	ERA	G	GS	CG	SHO	SV	IP	H	R	ER	BB	SO
1995	CLEVELAND	0	0	6.43	1	1	0	0	0	7.0	8	5	5	1	4
1997	CLEVELAND	0	1	6.43	2	1	0	0	0	7.0	8	6	5	5	5
<b>TOTALS</b>		<b>0</b>	<b>1</b>	<b>6.43</b>	<b>3</b>	<b>2</b>	<b>0</b>	<b>0</b>	<b>0</b>	<b>14.0</b>	<b>16</b>	<b>11</b>	<b>10</b>	<b>6</b>	<b>9</b>

	1998						CAREER					
	W-L-S	ERA	IP	H	ER	SO	W-L-S	ERA	IP	H	ER	SO
SEASON	15-10-0	5.22	210.1	250	122	120	104-75-0	4.10	1564.1	1686	713	1017
HOME	6-5-0	6.08	87.1	114	59	51	56-33-0	3.79	812.2	834	342	555
ROAD	9-5-0	4.61	123.0	136	63	69	48-42-0	4.44	751.2	852	371	462
vs. Balt.	1-1-0	11.45	11.0	21	14	4	10-6-0	4.45	117.1	134	58	72
Bos.	1-0-0	2.35	15.1	16	4	12	6-1-0	2.54	88.2	81	25	58
N.Y.	1-0-0	1.72	15.2	10	3	7	7-8-0	4.63	122.1	123	63	55
T.B.	1-0-0	4.85	13.0	12	7	5	1-0-0	4.85	13.0	12	7	5
Tor.	1-0-0	4.26	6.1	7	3	2	7-7-0	3.72	125.2	135	52	87
A.L. EAST	5-1-0	4.55	61.1	66	31	30	31-22-0	3.95	467.0	485	205	277
vs. Chi	1-2-0	3.14	28.2	25	10	12	8-11-0	3.94	144.0	161	63	74
Cle.	—	—	—	—	—	—	—	—	—	—	—	—
Det.	2-0-0	2.81	16.0	13	5	8	15-4-0	2.84	158.1	139	50	136
K.C.	1-1-0	7.94	11.1	20	10	7	6-4-0	4.31	85.2	93	41	60
Minn.	1-1-0	9.95	12.2	24	14	11	6-8-0	4.80	116.1	140	62	76
A.L. CENTRAL	5-4-0	5.11	68.2	82	39	38	35-27-0	3.85	504.1	533	216	346
vs. Ana.	2-0-0	3.95	13.2	14	6	9	6-3-0	4.99	92.0	102	51	59
Oak.	1-1-0	4.85	13.0	15	7	13	10-4-0	3.90	136.0	138	59	87
Sea.	2-0-0	8.27	16.1	26	15	12	8-8-0	4.50	132.0	149	66	89
Tex.	0-2-0	5.84	12.1	15	8	8	6-6-0	4.77	115.0	132	61	83
A.L. WEST	5-3-0	5.86	55.1	70	36	42	30-21-0	4.49	475.0	521	237	318
vs. Chi.	0-0-0	7.20	5.0	6	4	1	1-0-0	3.75	12.0	15	5	6
Cin.	0-1-0	2.70	6.2	9	2	1	0-1-0	2.70	6.2	9	2	1
Hou.	0-1-0	13.50	5.1	7	8	5	0-1-0	8.03	12.1	14	11	10
Milw.	—	—	—	—	—	—	6-3-0	4.38	72.0	97	35	55
Pitt.	0-0-0	2.25	8.0	10	2	3	0-0-0	2.25	8.0	10	2	3
St. L.	—	—	—	—	—	—	1-0-0	0.00	7.0	2	0	1
N.L. CENTRAL	0-2-0	5.76	25.0	3.2	16	10	8-5-0	4.19	118.0	147	55	76
PRE-ASG	7-5-0	5.57	114.2	148	71	59	58-40-0	3.84	875.0	932	373	545
POST-ASG	8-5-0	4.80	95.2	102	51	61	46-35-0	4.44	689.1	754	340	472
START	15-10-0	5.22	210.1	250	122	120	104-75-0	4.09	1562.2	1683	711	1015
RELIEF	—	—	—	—	—	—	0-0-0	10.80	1.2	3	2	2
IN APRIL	3-1-0	5.03	39.1	48	22	25	17-9-0	4.15	243.0	257	112	158
MAY	4-1-0	6.44	36.1	53	26	16	21-14-0	3.92	285.0	316	124	184
JUNE	0-2-0	4.96	32.2	37	18	13	13-13-0	3.70	255.2	281	105	151
JULY	2-2-0	5.26	30.2	37	18	18	16-16-0	4.08	277.2	288	126	161
AUGUST	3-3-0	6.08	37.0	43	25	25	15-12-0	4.89	243.0	282	132	180
SEPT/OCT	3-1-0	3.41	34.1	32	13	23	22-11-0	3.95	260.0	262	114	183

**1996 AMERICAN LEAGUE CY YOUNG VOTING**

	Total	1st	2nd	3rd
Pat Hentgen, Toronto	110	16	9	3
Andy Pettitte, New York	104	11	16	1
Mariano Rivera, New York	18	1	1	10
<b>Charles Nagy, Cleveland</b>	<b>12</b>	—	<b>1</b>	<b>9</b>
Mike Mussina, Baltimore	5	—	1	2
Alex Fernandez, Chicago	1	—	—	1
Roberto Hernandez, Chicago	1	—	—	1
Ken Hill, Texas	1	—	—	1

**MOST WINS SINCE 1994**

1. Greg Maddux	87	T5. John Smoltz	74
2. Mike Mussina	82	T5. Denny Neagle	74
3. Tom Glavine	78	T8. David Cone	73
4. Randy Johnson	75	<b>T8. CHARLES NAGY</b>	<b>73</b>
T5. Pedro Martinez	74	10. Pat Hentgen	70

**NAGY'S GAME HIGHS**

**NO-HITTER:** —; **1-HITTER:** 1, August 8, 1992 at Baltimore; **2-HITTER:** —; **3-HITTER:** 2, twice, August 26, 1996 at Detroit & September 13, 1995 vs. New York; **4-HITTER:** —; **K's:** 12, August 26, 1995 vs. Detroit, (also on October 5, 1996 vs. Baltimore in G#4 of Division Series); **WINNING STREAK:** 8 games, May 3 thru June 15, 1996; **LAST CG:** September 11, 1998 vs. Chicago (AL); **LAST CG SHO:** May 9, 1997 at Detroit (7-hitter).

**NAGY/ML FIELDING**

YEAR	PCT	G	PO	A	E	TC	DP
1990	.917	9	3	8	1	12	2
1991	.949	33	17	20	2	39	4
1992	.985	33	22	43	1	66	3
1993	.957	9	8	14	1	23	2
1994	.946	23	9	26	2	37	1
1995	.981	29	19	34	1	54	5
1996	1.000	32	29	35	0	64	3
1997	1.000	34	16	45	0	61	0
1998	.969	33	17	46	2	65	4
<b>Totals</b>	<b>.976</b>	<b>235</b>	<b>140</b>	<b>271</b>	<b>10</b>	<b>421</b>	<b>24</b>



**Richard**

**NEGRETTE**

**67**

**Age:** 23, born March 6, 1976  
in Maracaibo, Venezuela

**Position:** Pitcher

**Bats:** R                      **Height:** 6-2  
**Throws:** R                    **Weight:** 175

**ML Service:** 0 + 000

**Contract Status:** Signed thru 1999.

**Acquired:** July 2, 1993; Signed by the Cleveland Indians as a non-drafted free agent.

**1998 SEASON HIGHLIGHTS**

- ◆ Began the season at A Columbus of the South Atlantic League... Appeared in 21 games for the Red Stixx, limiting SAL hitters to a .253 (39-154) average against with 4 homers... Numbers at Columbus were inflated by 3 straight appearances, May 16-26, allowing 4 runs (4ER) in each appearance (2.1IP, 12ER)... Take away those 3 outings he had an ERA of 2.58.
- ◆ Allowed only 1 run (1ER) over his last 5 appearances in Columbus, a span of 10.1 innings, before being promoted to A Kinston on June 11 and became a stalwart of the best bullpen in the Carolina League... Allowed earned runs in the only 8 of his 28 outings in Kinston, limiting Carolina League hitters to just a .187 (32-171) average with 3 HR allowed... Allowed only 2 ER over his last 13.2IP (1.30ERA) on the season.
- ◆ At Kinston he limited RH hitters to a .198 (23-116) average against with 3 HR & LH hitters hit .164 (9-55) with 0 HR... He held Carolina League hitters to a .200 (9-45) average with RISP and .243 (17-70) with runners on base... Was added to the 40-man roster on November 19 when his contract was purchased from AA Akron... Pitched for Oriente in the Venezuelan Winter League after the season (0-2-3, 5.40ERA, 15G, 13.1IP, 7H, 8ER, 16BB, 7SO).

**PRO CAREER**

**1997** Began the season with the Columbus Redstixx where he held SAL batters to a .185 (24-130) average... Went 2-0 w/a 2.19ERA (24.2IP, 6ER) in 9 home games for the Redstixx... Went 2-0 w/a 1.69ERA (16.0IP, 3ER) in 6 May appearances... Sent to Watertown on 6/15 and limited NYPL batters to a .189 (25-132) average... Did not allow a HR in 39.1 innings of work at Watertown... **1996** Spent the majority of the campaign at Burlington... Made 13 starts on the year, tying him for the club high... Appalachian League batters hit .239 (57-238) off him... Uncorked a team-high 12 wild pitches and also led the club in hit batsmen... Promoted to Kinston on 8/27 where he made just 1 start lasting only 2.1IP, 9H, 7R/6ER, 4BB, 0SO... **1995** Spent the '95 season at Class A Watertown where he made 5 starts and 13 relief appearances... Opposing batters hit .249 (42-169) off him... Finished 3rd on the club with 3 saves... **1994** Spent first professional season in the Dominican Summer League, allowing only 56 hits in 75.1IP, as Dominican hitters hit just .177 (56-317) off him... Allowed only 1 HR in 75.1IP.

**PERSONAL/MISC.**

Full name **RICHARD ALEXANDER NEGRETTE** ... Single... Resides in Maracaibo, Venezuela.

YEAR	CLUB	W	L	ERA	G	GS	CG	SHO	SV	IP	H	R	ER	BB	SO
1994	Dom. Lge.	3	5	2.87	13	12	0	0	0	75.1	56	40	24	32	52
1995	Watertown	3	3	5.52	18	5	0	0	3	45.0	42	30	28	23	35
1996	Burlington	2	6	5.16	14	13	0	0	0	59.1	57	50	34	36	52
	Kinston	0	1	23.14	1	1	0	0	0	2.1	9	7	6	4	0
1997	Columbus	2	1	4.46	16	0	0	0	1	36.1	24	23	18	16	21
	Watertown	2	3	3.66	17	0	0	0	1	39.1	25	17	16	29	30
1998	Columbus	1	3	5.09	21	0	0	0	2	40.2	39	24	23	22	35
	Kinston	3	5	2.88	28	0	0	0	0	50.0	32	22	16	27	41
<b>Minor Lg. Totals</b>		<b>16</b>	<b>27</b>	<b>4.26</b>	<b>128</b>	<b>31</b>	<b>0</b>	<b>0</b>	<b>7</b>	<b>348.1</b>	<b>284</b>	<b>213</b>	<b>165</b>	<b>189</b>	<b>266</b>

1993 - Signed by the Cleveland Indians as a non-drafted free agent, July 2.



Danny

PEOPLES

65

Age: 24, born January 20, 1975  
in Round Rock, TX

Position: Outfielder

Bats: R Height: 6-1

Throws: R Weight: 207

ML Service: 0 + 000

Contract Status: Signed thru 1999.

Acquired: Selected by the Indians in the 1st round (28th overall) of the 1996 June Draft.

### 1998 SEASON HIGHLIGHTS

- ◆ Was hampered by lower back and knee problems for much of the season, which forced him onto the disabled list on two separate occasions and forced an early end to his season in late August...Played in only 60 of Akron's 141 regular season games (42.6%)...Was on the disabled list to start with the season with a lower back strain before his activation from the DL on April 24.
- ◆ Was on the active roster for 35 games until being put back on the disabled list on June 15 before his activation six weeks later on July 31 with a sprained ligament in his left knee...Hit .341 (30-88) over his last 25 games with 9 2B, 1 HR & 8 RBI before being shutdown on August 25 for the remainder of the regular season and playoffs with a herniated disc in his lower back region...Surgery was not required on the injury.
- ◆ Overall for the Aeros he appeared in 45 games in left field and 14 games at designated hitter...In limited duty with the Aeros he hit .263 (10-38) with a 2B, & 2 RBI off LHP and .283 (52-184) with 18 2B, 8 HR & 30 RBI off RHP...He hit .266 (17-64) with runners in scoring position with 25 RBI & .262 (28-107) with runners on base...He hit a grand slam on May 9 vs. Reading, collecting a season-high 4 RBI...Hit in 11 straight games from April 29 to May 10...Was added to the 40-man roster on November 19 when his contract was purchased from AA Akron.

### PRO CAREER

**1997** Enjoyed a breakthrough season at Kinston leading the club in total bases, HR, RBI, walks and strikeouts...Named to Carolina League Post-Season All-Star team for his efforts...Danny's 34HR led the Carolina League...Also ranked among the Carolina League leaders in RBI (4<sup>th</sup>), slugging % (2<sup>nd</sup>), extra-base hits (4<sup>th</sup>), runs (3<sup>rd</sup>), total bases (5<sup>th</sup>), walks (2<sup>nd</sup>), and strikeouts (T2<sup>nd</sup>)...34HR ranked 2<sup>nd</sup> among Tribe farmhands...Also ranked among organizational leaders in HR ratio (12.1-2<sup>nd</sup>), runs (4<sup>th</sup>), RBI (T4<sup>th</sup>), RBI ratio (4.87-3<sup>rd</sup>), walks (1<sup>st</sup>), and strikeouts (2<sup>nd</sup>)...Appeared in 76 games in the outfield and 45 at DH...Batted .237 (22-93) off LHP w/a team-high 7HR & 15RBI and hit .250 (74-296) w/a team-high 27HR & 65RBI off RHP...Homed twice w/5RBI in a 14-10 win at Winston-Salem on 5/2...Blasted two grand slams on the year...Homed in both ends of a 6/15 in a DH w/Prince William...Represented Kinston in the Class A All-Star game in Durham, NC on 6/17...Homed in 4 straight games 7/9-12..**1996** Tribe's top selection from the June, 1996 Draft spent his first pro season at Watertown...His 26RBI tied for the 5th best total on the club even though he did not play in August...Clubbed 2 of his 3 HR in June and drove in 15 runs for the month...Started his pro career in a 2-22 slump...Collected 5RBI in a 6-5 win at Williamsport on 6/27...Placed on the disabled list on 7/31 after undergoing surgery on his right shoulder to repair a slight tear in his rotator cuff.

1999 INDIANS

**PERSONAL/MISC.**

Full name **DANIEL LAURENCE PEOPLES**...Single...Resides in Austin, TX...Played three years of baseball at the University of Texas, setting a Southwest Conference record with 47 RBI during the conference schedule of his junior year...Overall in his junior season at Texas he hit .375 (81-216) with 18 2B, 17 HR & 86 RBI in 61 games and was a semi-finalist for the Smith Award, given annually to College baseball's best Division I player...In his 3-year career at Texas he hit .338 (182-538) with 32 HR & 186 RBI in 165 games...He was rated the #1 power hitter in the 1996 draft by *Baseball America*...Signed by Tribe scout Rene Gayo.

YEAR CLUB	AVG	G	AB	R	H	2B	3B	HR	RBI	BB	SO	SB
1996 Watertown	.239	35	117	20	28	7	0	3	26	28	36	3
1997 Kinston	.249	121	409	82	102	21	1	34	84	84	145	8
1998 Akron	.279	60	222	30	62	19	0	8	32	29	61	1
<b>Minor Lg. Totals</b>	<b>.257</b>	<b>216</b>	<b>748</b>	<b>132</b>	<b>192</b>	<b>47</b>	<b>1</b>	<b>45</b>	<b>142</b>	<b>141</b>	<b>242</b>	<b>12</b>

1996 -Selected by the Cleveland Indians in the 1st round (28th overall) of the June draft.

**Jason****RAKERS****59**

**Age:** 25, born June 29, 1973 in Pittsburgh, PA

**Position:** Pitcher

**Bats:** R                      **Height:** 6-2

**Throws:** R                      **Weight:** 200

**ML Service:** 0 + 015

**Contract Status:** Signed thru 1999.

**Acquired:** Selected by Cleveland in the 25th round of the 1995 June Draft

**1998 SEASON HIGHLIGHTS**

- ◆ Enjoyed another solid season as he ascends up the minor league ladder...Went a combined 11-7 with a 4.18 ERA in 26 starts (157.1IP, 169H, 73ER, 45BB, 116SO) with Buffalo and Akron, making his major league debut with the Indians in May.
- ◆ Began the season with AA Akron, posting a very respectable 3-1 mark with a 2.59 ERA in 5 starts (31.1IP, 35H, 9ER)...Was promoted to the big leagues on May 5 after Al Morman went on the DL with a strained left groin...Made his ML debut on May 6 vs. Baltimore, allowing a run in the 9<sup>th</sup> inning on 2 hits and 3 walks in the Tribe's 14-5 win...Was optioned to AAA Buffalo on May 19 when Morman was activated...Spent the remainder of the regular season and playoffs with the Bisons.
- ◆ Got off to a rough start with the Bisons, compiling a mark of 4-5 with a 5.54 ERA in 14 starts (76.1IP, 90H, 47ER) thru July 31...From August 5 thru the end of the season he went 4-1 with a 3.08 ERA over his last 7 regular season starts (49.2IP, 44H, 17ER)...Tossed a 9.0-inning, CG, 4-hitter vs. Ottawa on August 26...Won his last 4 regular season starts and his first two post-season starts for the Bisons.
- ◆ In the post-season with the Bisons he went 2-1 with an 3.44 ERA in 3 starts (18.1IP, 19H, 7ER) for the IL Champs...Overall between AA and AAA this year he held minor league hitters to a .278 (169-608) average against with 15 HR...LH hitters hit .282 (64-227) with 9 HR and RH hitters hit .276 (105-381) with 6 HR...Minor league hitters hit .294 (40-136) with runners in scoring position and .285 (71-249) with runners on.
- ◆ Played for the Phoenix Desert Dogs in the Arizona Fall League following the season...Went 1-2 with a league best 0.97 ERA in 8 starts in the AFL (9G, 37.0IP, 31H, 4ER, 7BB, 29SO).

**PRO CAREER**

**1997** Enjoyed a breakthrough season along all three levels in the Tribe's minor league player development system, compiling an overall record of 10-9 with a 3.29 ERA (150.2IP, 134H, 55ER, 30BB, 139SO) in an organizational-high 25 starts at A Kinston, AA Akron and AAA Buffalo... Led the organization in starts (25) and innings (150.2IP) and finished 2nd in wins (10), strikeouts (139) and fewest walks per 9.0IP (1.8)... Started the season at Class A Kinston out of spring training... Tossed a 7.0 inning no-hitter vs. Durham (G1) on 6/4, walking 1 and fanning 7 in Kinston's 8-0 win... Also threw a 7.0 inning shutout 5-hit, shutout at Lynchburg (G1) on 4/24... Went 5-0 with a 1.55 ERA (52.1IP, 41H, 9ER) over his last 8 starts for Kinston before he was promoted to Buffalo for a spot start on 7/13... Made a spot start in Buffalo against the Omaha Royals on 7/13... Picked up the win in Buffalo's 4-0 win, shutting out Omaha over 7.0 innings on 5 hits (1BB, 3SO)... Was sent to Class AA Akron after the game... Got off to a hot start at Akron, throwing a 9.0 inning, CG, 3-hit shutout at Norwich on 7/23 (2BB, 8SO)... Overall on the season he held minor league hitters to a .239 (134-560) average against with 13 homers... Played for the Mesa Saguaros in the Arizona Fall League following the season... Went 1-0 with a 3.97 ERA in 7 games in the AFL (5GS, 22.2IP, 25H, 10ER, 2BB, 17SO)... Was added to the 40-man roster on 11/20 when his contract was purchased from AA Akron... **1996** Made the jump to Columbus in his second pro season where he ranked among the club leaders in starts (5th) & ERA (8th)... Fractured his left ankle in an agility drill in spring training and was sidelined from 4/4 to 6/23 to start the season... One of just two Redstixx hurlers to toss a complete game shutout on the year blanking Charleston on 8/28 (G#1)... SAL batters hit .282 (84-297) off him... Went 2-1 w/a 2.01ERA in August (31.1IP, 28H, 7ER, 7BB, 21SO)... Posted a 1.13ERA in the SAL play-offs (8.0IP, 2H, 2R/1ER, 0BB, 9SO) limiting opposing batters to a .080 (2-25) average... **1995** Tribe's 25th round selection out of New Mexico State University... Spent his first pro season at Watertown of the NYPL... Made 14 starts for the Indians winning 4 of his 7 decisions... Opposing batters hit .249 (72-289) off him... Whiffed 73 batters in 75.0 IP while walking just 24... His 8.76 SO/9.0IP ranked 3rd in the NYPL... Tossed Watertown's only shutout of the season... Tossed 7 shutout innings on 7/9 in a 5-2 win over Erie (7.0IP, 4H, 0BB, 11SO).

**PERSONAL/MISC.**

Full name **JASON PAUL RAKERS**... Single... Resides in Pittsburgh, PA... Attended Shaler Area High School in Pittsburgh, PA... Played baseball and basketball for Shaler... Played two years at the University of Pittsburgh and transferred to New Mexico State University for his junior and senior seasons... Participated in MLB's Rookie Career Development program this past off-season in Washington, DC... Enjoys golfing and fishing.

YEAR	CLUB	W	L	ERA	G	GS	CG	SHO	SV	IP	H	R	ER	BB	SO
1995	Watertown	4	3	3.00	14	14	1	#1	0	75.0	72	27	25	24	73
1996	Columbus	5	4	3.61	14	14	1	1	0	77.1	84	37	31	17	64
1997	Kinston	8	5	3.07	17	17	2	2	0	102.2	93	41	35	18	105
	Akron	1	4	4.39	7	7	1	1	0	41.0	36	21	20	11	31
	Buffalo	1	0	0.00	1	1	0	0	0	7.0	5	0	0	1	3
1998	CLEVELAND	0	0	9.00	1	0	0	0	0	1.0	0	1	1	3	0
	Akron	3	1	2.59	5	5	0	0	0	31.1	35	10	9	7	27
	Buffalo	8	6	4.57	21	21	1	0	0	126.0	134	70	64	38	89
Minor Lg. Totals		30	23	3.60	79	79	6	5	0	460.1	459	206	184	116	392
CLEVELAND TOTALS		0	0	9.00	1	0	0	0	0	1.0	0	1	1	3	0
American League		0	0	9.00	1	0	0	0	0	1.0	0	1	1	3	0
National League		—	—	—	—	—	—	—	—	—	—	—	—	—	—
M.L. TOTALS		0	0	9.00	1	0	0	0	0	1.0	0	1	1	3	0

M.L. HRs ALLOWED: 1998-0. Total: 0.

1995 -Selected by the Cleveland Indians in the 25th round of the June draft.



Alex

**RAMIREZ**

**61**

**Age:** 24, born October 3, 1974  
at Caracas, Venezuela

**Position:** Outfielder

**Bats:** R                      **Height:** 5-11

**Throws:** R                      **Weight:** 190

**ML Service:** 0+038

**Contract Status:** Signed thru 1999.

**Acquired:** July 1, 1991; Signed by the Indians as a non-drafted free agent.

### 1998 SEASON HIGHLIGHTS

- ◆ Had a stellar season, earning the 1998 Lou Boudreau Award as the Tribe's top minor league position player in 1998...Set a new Buffalo franchise record for homers (34) & RBI (103) in a single-season, collecting career-bests in each category...Overall at AAA Buffalo he hit .299 (156-521) with 21 2B, 8 3B, 34 HR & 103 RBI...His 34 HR ranked T2nd in the International League and his 103 RBI were 4<sup>th</sup> and led organizational minor leaguers.
- ◆ His 63 extra-base hits were T3rd in the IL...Enjoyed a 28-game hitting streak from April 13 to May 18, also the longest in Bison history...Over the streak that ended in a PH appearance on May 20 vs. Toledo, he hit .350 (42-120) w/11 HR & 29 RBI...Did not play from May 21 - June 4 due to a bruised left knee...His exploits at Buffalo earned him a spot on the IL Post-Season All-Star Team and Buffalo Team MVP honors.
- ◆ Made 92 starts in right field, 12 in left field and 4 in centerfield...Also started in 10 games as the DH...Equaled a club record by homering in 5 straight games from August 28- Sept. 2...Hit 22 HR in Buffalo and 12 on the road.
- ◆ Alex hit .340 (51-150) with 10 HR & 73 RBI with runners in scoring position and .348 (85-244) with runners on base...He hit .270 (31-115) off LHP with 5HR & 22 RBI and .308 (125-406) off RHP with 29 HR & 81 RBI...He hit .313 (10-32) in the IL playoffs for the IL Champion Bisons with 2 2B, 1 3B, 3 HR & 9 RBI in 8 games, which included hitting for the cycle in the first round opener vs. Syracuse.
- ◆ Was recalled to the big leagues on Sept. 19 after the Bisons won the Governors Cup the night before in Durham, NC...Made his Major League debut on September 19 vs. Kansas City as a defensive replacement and struck out in his first ML at bat...Notched his first major league hit on Sept. 21 at New York off Andy Pettitte in his 3<sup>rd</sup> ML at bat.
- ◆ Made 2 starts for the Tribe during his September tenure, going 1-7 (.143) w/a single in the 2 starts...Made 1 start in LF and 1 start in RF...Was not eligible for the post-season, but traveled throughout the playoffs with the club...Played winter ball in Venezuela after the season, appearing in 15 games (.241, 14-58, 3HR, 12RBI) before breaking his left middle finger after being hit with a pitch...Surgery was performed in Cleveland by Dr. Louis Keppler & Dr. Thomas Graham on November 25.

### PRO CAREER

**1997** Spent the entire season at AAA Buffalo and saw his season cut short in mid-August after rebounding from a slow start...Season ended on 8/16 after breaking his right thumb diving for a ball in the outfield...Started the season out by hitting just .243 (62-255) over the first three months of the season thru 6/30 with 12 2B, 4 HR & 22 RBI in 73 games...From 7/1 thru his injury on 8/16 he hit .354 (57-161) with 14 2B, 7 HR & 22 RBI in 45 games...Raised his average 43 points (.243 to .286) over the span...Stole 10 bases in 15 attempts...His 8 triples led the American Association and were 2nd overall in the Indians farm system...Appeared in 71 games in rightfield and 28 games in leftfield...Season ended on 8/16 vs. Indianapolis while diving for a line drive in right field... Was placed on the DL at AAA the next day and was moved to the 60-day disabled list at the ML level on 8/31....Played

winter ball for the Lara Cardinals of the Venezuelan Winter League following the season...**1996** Had an outstanding season with AA Canton-Akron...Led all Eastern League hitters in hits (169) and triples (12), while his team-high .329 batting average ranked 3rd in the circuit... Led the Canton club in all of the aforementioned categories...Also led the team in total bases (263) and finished tied for the lead in RBI (85)...Stole 18 bases in 28 attempts (64%)...Started off the year by hitting .276 (48-174) with 9 2B, 3 3B, 2 HR & 22 RBI (48G) through the first two months of the season...From 6/1 on he hit .357 (121-339) with 19 2B, 9 3B, 12 HR & 63 RBI over the final 83 games of the season...Hit .446 (45-101) in June with 5 2B, 4 3B, 5 HR & 23 RBI...Was named EL Player of the Month for June and July...On the season he had three 4-hit games and two 5-RBI games...Went 4-5 with 3 2B, 1 3B and 7 RBI on 8/25 at Trenton...The 7 RBI equaled the Canton franchise record...Played winter ball for the Lara Cardinals of the Venezuelan Winter League following the season...Was added to the 40-man roster on 11/20 when his contract was purchased from AA Canton-Akron...**1995** Split the season between AA Canton-Akron and a co-op assignment with Class A Bakersfield of the California League...Sent to Bakersfield on 4/3...His .323 average at Bakersfield was the 6th highest mark in the league...Led the Blaze in hits (131), was 2nd in HR (10) and RS (56)...Sent to AA Canton-Akron on 8/1...Spent the remainder of the season with the AA Tribe...**1994** Led the Columbus Redstixx with 18 HR in his 3rd season of pro ball...Named South Atlantic League Player of the Week from 6/5-11...**1993** Enjoyed fine season at Burlington...Ranked 2nd in the Appalachian League in RBI (58), 3rd in extra-base hits (31), 4th in HR (13) and 8th in slugging percentage (.512)...His 129 total bases were 3rd in the AL and 10th among short season Class A hitters...Promoted to Kinston on 8/31...**1992** Led the Dominican Summer program squad in games (69), AB (272), TB (122), doubles (13), HR (8) and RBI (48).

#### PERSONAL/MISC.

Full name **ALEXANDER RAMON RAMIREZ**...Married, wife's name is Liz...Resides in Winter Haven, FL...Grew up in Miranda, Venezuela...Signed on July 1, 1991 by Tribe Venezuelan scout Luis Aponte and began his professional career the following year in the Dominican Summer League.

YEAR CLUB	AVG	G	AB	R	H	2B	3B	HR	RBI	BB	SO	SB
1992 Dom. Lge.	.290	69	272	28	79	13	3	8	48	13	34	17
1993 Kinston	.167	3	12	0	2	0	0	0	1	0	5	0
Burlington	.270	64	252	44	68	14	4	13	58	13	52	12
1994 Columbus	.251	125	458	64	115	23	3	18	57	26	100	7
1995 Bakersfield	.323	98	406	56	131	25	2	10	52	18	76	13
Canton-Akron	.248	33	133	15	33	3	4	1	11	5	24	3
1996 Canton-Akron	.329	131	513	79	*169	28	*12	14	85	16	74	18
1997 Buffalo	.286	119	416	59	119	19	*8	1	44	24	95	10
1998 Buffalo	.299	121	521	94	156	21	8	34	103	16	101	6
CLEVELAND	.125	3	8	1	1	0	0	0	0	0	3	0
Minor Lg. Totals	.292	763	2983	439	872	146	44	109	459	131	561	86
CLEVELAND TOTALS	.125	3	8	1	1	0	0	0	0	0	3	0
American League	.125	3	8	1	1	0	0	0	0	0	3	0
National League	—	—	—	—	—	—	—	—	—	—	—	—
M. L. TOTALS	.125	3	8	1	1	0	0	0	0	0	3	0

1991 -Signed by the Cleveland Indians as a non-drafted free agent, July 1.

#### A. RAMIREZ' GAME HIGHS

**HITS:** 1, September 21, 1998 at New York; **HR:** n/a; **RBI:** n/a; **RUNS:** 1, September 21, 1998 at New York; **SB:** n/a; **HITTING STREAK:** 1 game, September 21, 1998; **CAREER GRAND SLAMS:** none.

#### A. RAMIREZ/ ML FIELDING

YEAR	PCT	G	PO	A	E	TC	DP
1998	.833	3	5	0	1	6	0



## Manny

**RAMIREZ**

**24**

**Age:** 26, born May 30, 1972  
at Santo Domingo, DR

**Position:** Outfielder

**Bats:** R                      **Height:** 6-0

**Throws:** R                      **Weight:** 205

**ML Service:** 5 + 033

**Contract Status:** Signed thru 1999 with a club option for the 2000 season.

**Acquired:** Indians 1st round selection (13th overall pick) in the 1991 June Draft.

### 1998 SEASON HIGHLIGHTS

- ◆ The Tribe Man of the Year had a career year, hitting .294 (168-571) with 45 HR & 145 RBI in 150 games...His 45 HR, 145 RBI, 108RS were all career-highs as he finished 6th in the AL MVP voting with 127 votes...Marked the 3<sup>rd</sup> time in his young career the 26-year old Ramirez has topped the 100 RBI mark...His 45 HR & 145 RBI both finished 4th in the American League and his 45 HR & 143 RBI as a rightfielder were the most in club history by a player at that position.... Rocky Colavito held both records previously with 42 HR in 1959 and 113 RBI in 1958.
- ◆ His 45 HR was the 3<sup>rd</sup> highest total in club history, and his 145 RBI tied for the 3<sup>rd</sup> best single-season total in club history with Al Rosen in 1953 ...He is the 6<sup>th</sup> player in club history to top the 40 HR mark (8<sup>th</sup> time barrier was eclipsed)...His 154 career homers are now 10<sup>th</sup> in Indians history...Passed Joe Carter into 10<sup>th</sup> place at 152 on Sept. 17 vs. Minnesota...Hit his 150<sup>th</sup> career HR on Sept. 16 vs. Minnesota off Bob Tewksbury...Also ranked among AL leaders in total bases (342, 8<sup>th</sup>), slugging % (.599, 4<sup>th</sup>), RBI ratio (3.9, T1st), HR ratio (12.7, T3rd) and extra base hits (82, T4th)
- ◆ Enjoyed his first career 3-homer game on Sept. 15 vs. Toronto (two off Stieb, one off Quantrill)...It was the 24<sup>th</sup> 3-HR game in Tribe history (19<sup>th</sup> overall player, 1<sup>st</sup> since Matt Williams on 4/25/97) and the 12<sup>th</sup> time in had been done in consecutive at bats (1<sup>st</sup> since Belle on 9/19/95)...It was the 12<sup>th</sup> multi-HR game of his career & only the 2<sup>nd</sup> 3-HR game in the history of Jacobs Field (Thome on 7/22/94 vCWS).
- ◆ Followed the 3HR game w/a HR in his 1<sup>st</sup> at bat the next night on September 16 vs. Minnesota, equaling the ML record for HR in consecutive at bats (3<sup>rd</sup> Indian along with Rocky Colavito-6/10/59 & Willie Kirkland-7/9-13/61)...His 2<sup>nd</sup> HR of the game on 9/16 equaled the ML record for HR over a two day stretch (5), done 21 times previously in MLB history (first since Matt Williams on 4/25/97, 4<sup>th</sup> Indian to do it).
- ◆ Hit a HR on September 17 off Eric Milton to become the 7<sup>th</sup> player (8<sup>th</sup> time) in MLB history to hit 6 homers over a 3-game span to equal the ML record (first Indian, first player since Mike Schmidt on 4/17-20/76)...Only 3<sup>rd</sup> player in AL to do it (first since Gus Zernial on 5/13-16/51).
- ◆ Hit two more homers on September 19 vs. KC off Jose Rosado, the 8<sup>th</sup> multi-HR game of the year (7<sup>th</sup> 2HR game of the year) and 14<sup>th</sup> multi-HR game off his career (13<sup>th</sup> career 2HR game)...It gave him 8 homers over 5 games from Sept. 15-19 (tied a ML record, 2<sup>nd</sup> player ever to do it)... Frank Howard hit 8 HR over 5 games, homering in 5 straight games in May of 1968 for a ML record for homers over a 5-game stretch when homering in each game...Was named AL Player of the Week after hitting 8 homers on the week, Sept., 14-20.
- ◆ Clubbed 2 grand slams (7/5 @KC off Rusch, 6/24 vs. STL off Petkovsek) on the year and now owns 8 in his career...Is 2<sup>nd</sup> in Indians history behind Al Rosen's 9 grand slams...Passed Albert Belle (7GS) during the season...Now owns a

career average of .364 (24-66) with the bases loaded w/8 HR & 69 RBI... On the year he was 8 for 16 (.500, 2<sup>nd</sup> in AL) with the bases loaded with 2 HR & 17 RBI.

- ◆ He hit .309 (51-165) with runners in scoring position with 13 HR & 75 RBI...Indians were 27-9 (.750) when he homered...His 8 multi HR games in 1998 led all AL hitters and was 2<sup>nd</sup> in the bigs to Sammy Sosa (11)...Led AL hitters in slugging % of LHP (.767)...Now owns a career average of .345 (243-704) off LHP with 47 HR.
- ◆ Equaled his career-high with 6 RBI on June 16 vs. KC...Also had five 5 RBI games in 1998, the last of which coming on Sept. 15 vs. Toronto (3HR)...From June 15 thru the end of the season he hit .291 (103-354) with 20 2B, 35 HR & 106 RBI in 94 games...Hit .297 (49-165) with 18 HR & 50 RBI from August 8 (day after Jim Thome broke his hand) thru in the end of the season (46G).
- ◆ Named to his 2<sup>nd</sup> AL All-Star Team in place of an injured Bernie Williams by Manager Mike Hargrove...Equaled his career-high w/4RS (2<sup>nd</sup> time) on July 18 at Chicago (AL)...Also enjoyed a season-high 4 hits on August 25 vs. Seattle, which equaled his career-high (8<sup>th</sup> time, last on 9/19/97 @KC)... Is the all-time HR leader in Jacobs Field history w/79 (Thome is 2<sup>nd</sup> w/76).
- ◆ Manny didn't miss a beat in the playoffs, hitting .343 (12-35) with 3 2B, 4 HR & 7 RBI in 10 games...His franchise record 13 career post-season homers rank 4<sup>th</sup> all-time in baseball history behind Mickey Mantle (18), Reggie Jackson (18) & Babe Ruth (15)...Hit two homers in game 3 of the Division Series at Boston, his 2<sup>nd</sup> career two-HR game in the post-season...Toured Japan with the MLB All-Stars and Manager Mike Hargrove after the season (.250, 7G, 5-20, 2HR, 5RBI).

## PRO CAREER

**1997** Manny spent his 4<sup>th</sup> full season in the big leagues and produced another fine offensive season, hitting a career-best .328 (184-561) w/40 2B, 26 HR & 88 RBI...His 184 hits were also a career-high as were his 99 runs scored... Finished T4th in the American League in average (.328), 6th in on-base % (.415), T7th in hits (184) and T3rd in multi-hit games (57)...Hit in a career-best 18 straight games from 8/30-9/17...Hit a grand slam on 6/21 vs. New York off Graeme Lloyd and on 7/6 vs. Kansas City off Tim Belcher...Was named AL Player of the Week, 6/16-22...Had 4 four-hit games in 1997 and now owns 7 for his career-high...Besides the 6 RBI game vs. NY he also had four 4 RBI games...Hit his 100<sup>th</sup> career HR on 8/8 vs. Texas off Tanyon Sturtze...Finished T9th among AL outfielders w/10 OF assists...Hit .321 (136-424) off RHP with 20 HR and 62 RBI and .350 (48-137) off LHP with 6 HR and 26 RBI...The .350 mark was 7th best in the AL...Hit .191 (13-68) in the post-season with 2 2B, 4 HR & 12 RBI in 18 games for the Tribe for the AL Champs...**1996** Enjoyed his 2nd straight 30+HR, 100+RBI season at the age of 24...Was one of three Indians to surpass the 30HR & 100RBI mark with Thome & Belle...Collected a career-best 85 walks...Finished 6th in the AL in doubles (45), 9th in total bases (320), T1st in grand slams (3) and 6th in extra-base hits (81)...Also led AL outfielders with 19 assists...Hit 3 grand slams on the season...First Indian to hit 3 grand slams in a season since Andre Thornton in 1979...Tris Speaker is the only other Indian to hit 3 in a season (1923)...Al Rosen owns the club record with 4 in 1951...Hit first of '96 on 5/17 vs. Texas off Gil Heredia & the 2nd on July 11 @MIN off Brad Radke...Third came on 8/20 again vs. Texas off Jeff Russell...Enjoyed his 5th career 2 HR game on 4/21 vs. Boston & 6th career 2-HR game on 6/27 at Chicago...Enjoyed 2nd & 3rd career 4-hit games on 9/17 at Chicago and on 8/3 vs. Baltimore...Hit .375 (6-16) in the Division Series vs. Baltimore with a team-high 4 extra-base hits (2 2B, 2HR)...Hit homers in game 1 in Baltimore off David Wells and in game 3 off of Mike Mussina...**1995** Won first career Silver Slugger Award and was a member of *The Sporting News* All-Star Team (OF) after hitting .308 with 26 2B, 1 3B, 31 HR & 107 RBI...Became the 25th player in major league history to collect 30+ HR & 100+ RBI in a season at the age of 23 or younger...He was just the second Indians player to accomplish the feat in franchise history...Hal Trosky did it in 1934 & 1936...First big leaguer since Ken Griffey, Jr. & Juan Gonzalez did it in 1993...Finished T7th in RBI in the AL with a career-high 107...Selected by AL Manager Buck Showalter as a reserve on the 1995 American League All-Star team...Named AL "Player-of-the Month" for May...During the month he hit .394 (39-99) with 23 RS, 8 2B, 11 HR & 27 RBI...Hit .341 (44-129) with 60 RBI with runners in scoring position...Hit .407 (50-123) with 7 HR & 28 RBI off lefties...Hit first career grand slam on 8/4 vs. Chicago off Jason Bere in the 3rd inning...Hit a combined .196 (10-61) with 3 HR & 4 RBI in 16 playoff games...Signed a 4-year contract with a club option for the 2000 season on 12/7...**1994** Finished 2nd behind KC's Bob Hamelin in the 1994 "Rookie-of-the-Year"

balloting conducted by the BBWAA...Named the 3rd best rookie by *Baseball America* in '94 behind LA's Raul Mondesi and Hamelin...Manny was 2nd among A.L. rookies in almost every offensive category including hits, 2B, HR and RBI...On 4/11 at California Manny had his second career 2-HR game and set a career-high with 5 RBI...Homered in three straight games, 4/26-28...Was honored as A.L. "Player of the Week" for 6/6-12...Over that stretch he batted .579 (11-19) w/7R, 3 2B, 2 HR and 6 RBI...Hit .361 (43-119) with 10 2B, 8 homers and 27 RBI off lefties and .329 (50-152) on the road...Played for Aguilas in the Dominican Winter League in the off-season...**1993** Named Minor League "Player of the Year" by *Baseball America*...At AA Canton-Akron and AAA Charlotte, Manny combined to hit .333 (163-489) in 129 games with 31 HR and 115 RBI... *Baseball America* also tabbed Ramirez the 2nd Best Prospect in the Eastern League, a member of the minor league "Dream Team" and they named him to the AA post-season All-Star squad...While at Canton-Akron he was named the Eastern League "Batter of the Week" for 6/21-27: .400 (10-25) w/3 2B, 1 3B, 4 HR, 6 RS and 14 RBI...Was promoted from AA to AAA Charlotte on 7/19...Named International League "Batter of the Week" for 8/22-28 when he batted .483 (14-29) with 6 2B, 4 HR, 8 RBI and a 1.103 Slugging Percentage...Contract was purchased by the Indians from AAA on 9/1...Made major league debut on 9/2, going 0-4 at Minnesota...In his second M.L. game, Manny went 3-for-4 at Yankee Stadium with 3 RS, 2 HR, a 2B and 3 RBI on 9/3...His first big league hit was a double off Melido Perez and his first homer came off Perez in that game...Following that game he went into an 0-17 slide...Following the season, Manny played winter ball for Aguilas in the Dominican Republic...**1992** Spent the entire season at Class A Kinston...Named Carolina League "Player of the Week" after going 4-for-4 with a 2B, 2 HR and 6 RBI vs Peninsula on 5/8...Had at least one RBI in seven straight games, 6/4-10...Collected 47 RBI in 47 games from 5/1 to 6/30...Severely bruised the hamate bone in his left hand on 7/4 and appeared in just one more game for the rest of the season...Was 2nd in Carolina League in RBI at time of injury...Following season he batted .302 (25-83) in Florida Instructional League...Named "Most Exciting Player" and 3rd Best Prospect in the C.L. by *Baseball America*...**1991** Started professional career at Burlington and won two-thirds of the Appalachian League Triple Crown...Led the loop in HR (19) and RBI (63) while placing 3rd in Batting with a .326 average...Led the Appy League in Slugging Pct. (.679) and Total Bases (146)...His On-Base Pct. of .426 was 3rd in the league and 70 Hits placed him 5th...Named Appalachian League Most Valuable Player...Won Howe SportsData Minor League "Player of the Week" for 8/11-17 after hitting a HR in four consecutive games...During the week he hit .522 in eight games with 5 HR, 10 RS and 18 RBI...Named "Player of the Year" for all short season leagues by *Baseball America*...Honored as Appy League "Player of the Week" for 7/18-24 when he smacked a pair of grand slams.

### PERSONAL/MISC.

Full name **MANUEL ARISTIDES RAMIREZ**...Single...One son: Manny, Jr. (2)...Resides in New York, NY and has a home in Miami, FL...Attended George Washington High School in New York City...While playing baseball at George Washington H.S., Manny received All-City honors in 1989, '90 and '91...Named New York City Public Schools "High School Player of the Year" in 1991...Played Pony League, American Legion and Connie Mack ball as a youngster.

YEAR CLUB	AVG	G	AB	R	H	2B	3B	HR	RBI	BB	SO	SB
1991 Burlington	.326	59	215	44	70	11	4	*19	*63	34	41	7
1992 Kinston	.278	81	291	52	81	18	4	13	63	45	74	1
1993 Canton-Akron*	.340	89	344	67	117	32	0	17	79	45	68	2
Charlotte	.317	40	145	38	46	12	0	14	36	27	35	1
CLEVELAND	.170	22	53	5	9	1	0	2	5	2	8	0
1994 CLEVELAND	.269	91	290	51	78	22	0	17	60	42	72	4
1995 CLEVELAND	.308	137	484	85	149	26	1	31	107	75	112	6
1996 CLEVELAND	.309	152	550	94	170	45	3	33	112	85	104	8
1997 CLEVELAND	.328	150	561	99	184	40	0	26	88	79	115	2
1998 CLEVELAND	.294	150	571	108	168	35	2	45	145	76	121	5
Minor Lg. Totals	.316	269	995	201	314	73	8	63	241	151	218	11
CLEVELAND TOTALS	.302	702	2509	442	758	169	6	154	517	359	532	25
American League	.302	702	2509	442	758	169	6	154	517	359	532	25
National League	—	—	—	—	—	—	—	—	—	—	—	—
M. L. TOTALS	.302	702	2509	442	758	169	6	154	517	359	532	25

1991 -Selected by the Cleveland Indians in the 1st round (13th overall) of the June draft.

### ALL-STAR GAME RECORD

YEAR CLUB	AVG	G	AB	R	H	2B	3B	HR	RBI	BB	SO	SB
1995 CLEVELAND	.000	1	0	0	0	0	0	0	0	2	0	0
1998 CLEVELAND	.000	1	1	0	0	0	0	0	1	0	0	0
<b>TOTALS</b>	<b>.000</b>	<b>2</b>	<b>1</b>	<b>0</b>	<b>0</b>	<b>0</b>	<b>0</b>	<b>0</b>	<b>1</b>	<b>2</b>	<b>0</b>	<b>0</b>

### DIVISION SERIES RECORD

YEAR CLUB	AVG	G	AB	R	H	2B	3B	HR	RBI	BB	SO	SB
1995 CLEVELAND	.000	3	12	1	0	0	0	0	0	1	2	0
1996 CLEVELAND	.375	4	16	4	6	2	0	2	2	1	4	0
1997 CLEVELAND	.143	5	21	2	3	1	0	0	3	0	3	0
1998 CLEVELAND	.357	4	14	2	5	2	0	2	3	1	4	0
<b>TOTALS</b>	<b>.222</b>	<b>16</b>	<b>63</b>	<b>9</b>	<b>14</b>	<b>5</b>	<b>0</b>	<b>4</b>	<b>8</b>	<b>3</b>	<b>13</b>	<b>0</b>

### CHAMPIONSHIP SERIES RECORD

YEAR CLUB	AVG	G	AB	R	H	2B	3B	HR	RBI	BB	SO	SB
1995 CLEVELAND	.286	6	21	2	6	0	0	2	2	2	5	0
1997 CLEVELAND	.286	6	21	3	6	1	0	2	3	5	5	0
1998 CLEVELAND	.333	6	21	2	7	1	0	2	4	4	9	0
<b>TOTALS</b>	<b>.302</b>	<b>18</b>	<b>63</b>	<b>7</b>	<b>19</b>	<b>2</b>	<b>0</b>	<b>6</b>	<b>9</b>	<b>11</b>	<b>19</b>	<b>0</b>

### WORLD SERIES RECORD

YEAR CLUB	AVG	G	AB	R	H	2B	3B	HR	RBI	BB	SO	SB
1995 CLEVELAND	.222	6	18	2	4	0	0	1	2	4	5	1
1997 CLEVELAND	.154	7	26	3	4	0	0	2	6	6	5	0
<b>TOTALS</b>	<b>.182</b>	<b>13</b>	<b>44</b>	<b>5</b>	<b>8</b>	<b>0</b>	<b>0</b>	<b>3</b>	<b>8</b>	<b>10</b>	<b>10</b>	<b>1</b>

#### 1998

#### CAREER

	AB	H	HR	RBI	BA	AB	H	HR	RBI	BA
SEASON	571	168	45	145	.294	2509	758	154	517	.302
HOME	273	84	25	79	.308	1221	363	79	269	.297
ROAD	298	84	20	66	.282	1288	395	75	248	.307
vs. Balt.	37	7	2	4	.189	180	58	8	38	.322
Bos.	34	6	1	4	.176	196	51	9	27	.260
N.Y.	36	9	2	7	.250	209	57	12	38	.273
T.B.	30	8	1	3	.267	30	8	1	3	.267
Tor.	39	8	4	10	.205	168	39	12	26	.232
A.L. EAST	176	38	10	28	.216	793	213	42	132	.272
Chi.	45	10	3	5	.222	215	62	9	36	.288
Cle.	—	—	—	—	—	—	—	—	—	—
Det.	42	16	4	11	.381	200	63	17	50	.315
K.C.	47	18	8	25	.383	181	65	14	52	.359
Minn.	42	13	3	16	.310	221	74	13	53	.335
A.L. CENTRAL	179	57	18	57	.324	817	264	53	191	.323
vs Ana.	46	17	5	12	.370	153	47	11	32	.307
Oak.	43	13	2	10	.302	172	49	13	37	.285
Sea.	44	17	7	21	.386	167	50	15	49	.299
Tex.	35	9	0	5	.257	160	45	5	34	.281
A.L. WEST	168	56	14	48	.333	652	191	44	152	.293
vs. Chi.	9	3	0	1	.333	13	4	0	1	.308
Cin.	6	5	0	1	.833	18	10	1	3	.556
Hou.	13	4	1	2	.308	24	6	2	3	.250
Milw.	11	2	1	3	.182	167	58	9	27	.347
Pitt.	5	1	0	0	.200	18	6	2	3	.333
St. L.	7	2	1	5	.286	17	6	1	5	.353
N.L. CENTRAL	51	17	3	12	.333	257	90	15	42	.350
PRE-ASG	298	90	20	71	.302	1301	392	84	282	.301
POST-ASG	273	78	25	74	.286	1208	366	70	235	.303
vs. RHP	421	117	27	92	.278	1805	515	107	358	.285
vs. LHP	150	51	18	53	.340	704	243	47	159	.345
PINCH HITTING	—	—	—	—	—	10	0	0	1	.000
DES. HITTING	8	2	0	2	.250	114	27	6	16	.237
IN APRIL	97	27	6	19	.278	349	104	23	78	.298
MAY	91	27	3	16	.297	410	123	25	85	.300
JUNE	90	30	6	27	.333	432	128	24	85	.296
JULY	104	26	9	26	.250	449	137	27	92	.305
AUGUST	106	37	10	30	.349	446	149	30	100	.334
SEPT/OCT	83	21	11	27	.253	423	117	25	77	.277

## 1998 MVP VOTING

	1st	2nd	3rd	4th	5th	6th	7th	8th	9th	10th	Total
Juan Gonzalez, TEX	21	7	-	-	-	-	-	-	-	-	357
N. Garciaparra, BOS	5	7	7	2	1	3	1	1	-	1	232
Derek Jeter, NYY	2	6	3	3	2	5	2	2	1	-	180
Mo Vaughn, BOS	-	3	1	3	9	1	1	3	3	1	135
Ken Griffey, JR, SEA	-	-	4	4	5	5	1	4	1	2	135
<b>MANNY RAMIREZ, CLE</b>	-	<b>1</b>	<b>3</b>	<b>4</b>	<b>3</b>	<b>4</b>	<b>5</b>	<b>1</b>	<b>2</b>	<b>1</b>	<b>127</b>
Bernie Williams, NYY	-	1	3	3	1	3	3	2	4	2	103
Albert Belle, CWS	-	-	4	4	2	-	2	2	3	6	96

## INDIANS SINGLE-SEASON HOME RUN LEADERS

	PLAYER	YEAR	HR
1.	Albert Belle	1995	50
2.	Albert Belle	1996	48
3.	<b>MANNY RAMIREZ</b>	<b>1998</b>	<b>45</b>
4.	Al Rosen	1953	43
5.	Hal Trosky	1936	42
6.	Rocky Colavito	1959	42

## SINGLE SEASON RBI LEADER

	PLAYER	YEAR	RBI
1.	Hal Trosky	1936	162
2.	Albert Belle	1996	148
T3.	Al Rosen	1953	145
<b>T3.</b>	<b>MANNY RAMIREZ</b>	<b>1998</b>	<b>145</b>
5.	Earl Averill	1931	143
6.	Hal Trosky	1934	142

## ALL-TIME CAREER POST-SEASON HR

T1.	Mickey Mantle	18HR (65G, 1952-64, 230AB)
T1.	Reggie Jackson	18HR (77G, 1971-86, 281AB)
3.	Babe Ruth	15HR (41G, 1915-32, 129AB)
4.	<b>MANNY RAMIREZ</b>	<b>13HR (47G, 1995-98, 170AB)</b>
T5.	Yogi Berra	12HR (75G, 1947-63, 259AB)
T5.	<b>JIM THOME</b>	<b>12HR (44G, 1995-98, 152AB)</b>

## M. RAMIREZ' GAME HIGHS

**HITS:** 4, eight times, most recently on August 25, 1998 vs. Seattle; **HR:** 3, September 15, 1998 vs. Toronto; **2-HR GAMES:** 13, most recently on September 19, 1998 vs. Kansas City; **RBI:** 6, twice, June 21, 1997 vs. New York Yankees and June 16, 1998 vs. Kansas City; **RUNS:** 4, twice, June 2, 1996 at Milwaukee and July 19, 1998 at Chicago White Sox; **SB:** 1, 25 times, most recently on August 17, 1998 vs. Tampa Bay; **HITTING STREAK:** 18 games, August 30 thru September 17, 1997; **GRAND SLAMS:** 8, last on July 5, 1998 at Kansas City off Glendon Rusch.

## M. RAMIREZ/ML FIELDING

YEAR	PCT	G	PO	A	E	TC	DP
1993	1.000	1	3	0	0	3	0
1994	.994	84	150	7	1	158	2
1995	.978	131	220	3	5	228	2
1996	.970	149	272	19	9	300	4
1997	.975	146	259	10	7	276	2
1998	.977	148	291	10	7	308	1
<b>Totals</b>	<b>.977</b>	<b>659</b>	<b>1195</b>	<b>49</b>	<b>29</b>	<b>1273</b>	<b>11</b>

## Steve



**REED**

**39**

**Age:** 33, born March 11, 1966 in Los Angeles, CA

**Position:** Pitcher

**Bats:** R                      **Height:** 6-2

**Throws:** R                      **Weight:** 212

**ML Service:** 6 + 014

**Contract Status:** Signed thru 1999.

**Acquired:** July 23, 1998; Acquired from the San Francisco Giants along with OF Jacob Cruz in exchange for RHP Jose Mesa, LHP Alvin Morman & INF Shawon Dunston.

### 1998 SEASON HIGHLIGHTS

- ◆ Proved to be a steady right-handed set-up man for the Tribe after his acquisition from the Giants one week prior to the trading deadline...Was limited to just 6 appearances in September due to numbness in the fingers of his right hand.
- ◆ Enjoyed a 22.1 inning scoreless streak from June 27 with SF to August 1 with Cleveland, a span of 17 appearances (first 4 w/CLE, 7.2IP)...At the time of the trade with the Giants he was tied for first in the National League with 50 appearances...Made his Indians debut on July 24 vs. Detroit and picked up the win (his first since 5/6 @FLA).
- ◆ Indians were 12-8 (.600) in games in which he appeared and he was 0 for 1 in save situations with the Tribe...Overall in 1998 at the big league level Steve went 4-3 with a 3.14 ERA in 70 outings (80.1IP, 56H, 28ER) for the Giants and Indians...His 70 appearances marked the 6<sup>th</sup> straight season since 1993 that he has topped the 60+ outing barrier and were 1 short of his career high (3<sup>rd</sup> 70+ appearance season in last 4 years).
- ◆ If you take away his outing vs. Oakland on August 28 (2.0IP, 8ER), Steve's ERA with the Indians was a respectable 4.18 (23.2IP, 11ER)...Numbness in his middle, ring and pinky fingers on his right hand limited him to just 6 appearances in September...Pitched just once (1.0IP) from Sept. 8-24 after an arteriogram on Sept. 10 that revealed a small blood clot in his right wrist...Was put on medication that dilated his arteries and pitched a scoreless inning vs. Minnesota on Sept. 17.
- ◆ Underwent an 2<sup>nd</sup> arteriogram on Sept. 19 at St. John's West Shore Hospital...A catheter was placed in his arm above the elbow down to his wrist that dissolved the clot...Pitched again on Sept. 25 at Minnesota (0.1IP, 0R) ...Allowed a run in only 1 of his 6 September outings and yielded a run in only 5 of his 20 outings as an Indian...On the year, 57 of his 70 outings were scoreless.
- ◆ Did not allow a run or a hit in his last 4 post-season outings (2.0IP) after allowing 3 runs (3ER) in just 0.1 of an inning in his '98 post-season debut in game 1 of the Division Series vs. Boston...Overall he went 1-0 with a 11.57 ERA in 5 playoff outings (2.1IP, 1H, 3R/ER, 2BB, 1SO)...First career post-season win came in the deciding game 4 of the Division Series at Boston.
- ◆ Indians picked up his club option for 1999 on October 20...Visited Cleveland Clinic in December and received clean bill of health after blood clot limited his effectiveness the latter portion of the season.

### PRO CAREER

**1997** Contributed another solid season out of Rockies' bullpen, marking his 5th season in Colorado...Is the all-time leader in appearances in Colorado Rockies history with 329....Made 63 appearances to finish 3rd on club behind Jerry Dipoto (74) and Mike Munoz (64)...Worked in 60 or more games for 5th consecutive season, although it was 1st year that he did not reach 70 game plateau since 1994...Became 1st Rockies pitcher to work in 300 games when he pitched relief 6/27 vs. San Francisco...Was 1 of only 2 pitchers on Colorado staff (also Bruce Ruffin) to allow fewer hits than IP...Opposing hitters averaged just .219 mark against him,

including .210 (21-for-100) vs. lefties and .226 (28-for-124) vs. righties...Was moved into "closer" role in May and responded with 6 saves during month...His 1st save, 5/1 vs. Chicago, was his 1st save since 6/21/95...Beginning on 7/17, he allowed a run in just 3 of his final 22 appearances, covering 23.1IP...Allowed only 3 of 18 inherited runners to score in 22 games and picked up 2 wins...Over final 2 months of season, allowed opposing hitters .145 average (8-for-55) in 17.1IP...**1996** Reached 70-game level for 2nd straight season, ranking 2nd on Rockies behind Bruce Ruffin (70)...Was credited with 22 holds on year, tops in NL...Closed year by yielding only 1ER in September, spanning 9 outings and 9.2IP...Inherited 48 runners on year, 15 of whom scored (31.3%), but only 2 of last 12 (16.7%)...Gave up 11 home runs, but only 5 in his last 29 games...**1995** Set career bests in outings (71) and strikeouts (79), and led staff by limiting opposing hitters to .203 composite average...His 2.14 ERA was 2nd to pen-mate Ruffin (2.12)...Season ERA stood at 1.66 as late as 8/14, and had sub-2.00 mark until allowing 3 runs in his last 2 outings...Matched career-high of 4 K's on 3 occasions, giving him 5 career 4-strikeout outings...Closed season with 3 straight wins, including back-to-back 9/15-16 at home vs. Florida...Retired 73% of 1st batters faced (52 of 71)...Picked up his 1st career hit in '95, single off Giants' Shawn Barton 6/27 at Candlestick Park...**1994** Led majors by appearing in 61 games...Posted his best work in 1st half of year, giving up just 11ER in 35.1IP (2.80 ERA) in 32 appearances...Was winning pitcher in 1st victory in Rockies' history at Riverfront Stadium in Cincinnati, working 2.0 scoreless frames 6/12 to snap Colorado's 10-game losing skid...**1993** Spent most of year with Rockies, however also saw time at triple-A Colorado Springs...Ranked 2nd on big club in wins (career-high 9) and games (64)...Posted his 1st win of campaign 4/23 at Mile High in 1st-ever meeting between Rockies and Florida Marlins, working 3.1 innings of 1-hit relief...Despite that win, had 10.50 ERA through 11 games and was optioned to minors 5/12...While with Sky Sox, earned 7 saves in 11 games, not allowing earned run in 12.1IP...Returned to Rockies 6/14 and allowed just 3ER in his 1st 24.0IP (1.13 ERA, 6/14-7/19)...Posted his 1st big league save 7/11 vs. St. Louis...7 of his 9 wins came at Mile High, but his road ERA was 1.60 (6ER, 33.2IP)...**1992** Won Rolaids Relief Man of the Year honor for 17-league National Association (minor leagues) with 129 points, earning a combined 43 saves...Ranked 3rd in both Pacific Coast League and Texas League in saves, despite spending only half season in each circuit...Began year at double-A Shreveport, earning 23 saves in 27 games with 0.62 ERA (2ER, 29.0IP), while not walking batter, and holding opponents to .175 batting average against...Promoted to triple-A Phoenix 6/15, earning saves in 8 of 1st 10 outings...Made big league debut 8/30 vs. Cubs...Did not yield run in 1st 6 big league outings...Earned 1st ML win 10/2 at Cincinnati, final game of season...After the season was selected in the 3<sup>rd</sup> round of the Expansion Draft (60<sup>th</sup> overall pick) by the Colorado Rockies on 11/17...**1991** Began 2nd straight year at Shreveport, going 2-0 with 0.83 ERA and 7 saves in 15 outings...Was promoted to Phoenix 5/21, leading Firebirds in appearances (41)...**1990** Spent entire year at Shreveport, leading club in ERA (1.64)...Was on the DL from 7/17-8/13...**1989** Mainly worked at single-A Clinton, going 5-3 with 1.05 ERA and 26 saves, holding opponents to .171 mark, and was named to Midwest League All-Star team...Made pair of scoreless efforts (2.0IP) at single-A San Jose at end of season...**1988** Signed as undrafted free agent 6/24 and reported to rookie-league Pocatello...His 13 saves earned him Pioneer League Rolaids Relief Pitcher of the Year honors, and spot on league All-Star team.

### PERSONAL/MISC.

Full name **STEVEN VINCENT REED**...Married, wife's name is Terry....They have two sons, Dylan (3/10/94) and Logan (9/27/96)...They reside in Arvada, CO...Graduated from Chatsworth (CA) High School...Attended Lewis & Clark (ID) College...While at Lewis & Clark, teamed with C Steve Decker to win back-to-back NAIA titles in 1987-88...Enjoys golfing, hunting and spending time with his family in the off-season.

### DIVISION SERIES RECORD

YEAR	CLUB	W	L	ERA	G	GS	CG	SHO	SV	IP	H	R	ER	BB	SO
1995	Colorado	0	0	0.00	3	0	0	0	0	2.2	2	0	0	1	3
1998	CLEVELAND	1	0	40.50	2	0	0	0	0	0.2	1	3	3	1	1
<b>TOTALS</b>		<b>1</b>	<b>0</b>	<b>8.10</b>	<b>5</b>	<b>0</b>	<b>0</b>	<b>0</b>	<b>0</b>	<b>3.1</b>	<b>3</b>	<b>3</b>	<b>3</b>	<b>2</b>	<b>4</b>

### CHAMPIONSHIP SERIES RECORD

YEAR	CLUB	W	L	ERA	G	GS	CG	SHO	SV	IP	H	R	ER	BB	SO
1998	CLEVELAND	0	0	0.00	3	0	0	0	0	1.2	0	0	0	1	0

YEAR	CLUB	W	L	ERA	G	GS	CG	SHO	SV	IP	H	R	ER	BB	SO
1988	Pocatello	4	1	2.54	31	0	0	0	*13	46.0	42	20	13	8	49
1989	Clinton	5	3	1.05	60	0	0	0	26	94.2	54	16	11	38	104
	San Jose	0	0	0.00	2	0	0	0	0	2.0	0	0	0	1	3
1990	Shreveport	3	1	1.64	45	1	0	0	8	60.1	53	20	11	20	59
1991	Shreveport	2	0	0.83	15	0	0	0	7	21.2	17	2	2	3	26
	Phoenix	2	3	4.31	41	0	0	0	6	56.1	62	33	27	12	46
1992	Shreveport	1	0	0.62	27	0	0	0	23	29.0	18	3	2	0	33
	Phoenix	0	1	3.48	29	0	0	0	20	31.0	27	13	12	10	30
	San Francisco	1	0	2.30	18	0	0	0	0	15.2	13	5	4	3	11
1993	Colorado	9	5	4.48	64	0	0	0	3	84.1	80	47	42	30	51
	Colo. Springs	0	0	0.00	11	0	0	0	7	12.1	8	1	0	3	10
1994	Colorado	3	2	3.94	*61	0	0	0	3	64.0	79	33	28	26	51
1995	Colorado	5	2	2.14	71	0	0	0	3	84.0	61	24	20	21	79
1996	Colorado	4	3	3.96	70	0	0	0	0	75.0	66	38	33	19	51
1997	Colorado	4	6	4.04	63	0	0	0	6	62.1	49	28	28	27	43
1998	San Francisco	2	1	1.48	50	0	0	0	1	54.2	30	10	9	19	50
	CLEVELAND	2	2	6.66	20	0	0	0	0	25.2	26	19	19	8	23
Minor Lg. Totals		17	9	1.99	261	1	0	0	110	353.1	281	108	78	95	360
CLEVELAND TOTALS		2	2	6.66	20	0	0	0	0	25.2	26	19	19	8	23
American League		2	2	6.66	20	0	0	0	0	25.2	26	19	19	8	23
National League		28	19	3.35	397	0	0	0	16	440.0	378	185	164	145	336
<b>M. L. TOTALS</b>		<b>30</b>	<b>21</b>	<b>3.54</b>	<b>417</b>	<b>0</b>	<b>0</b>	<b>0</b>	<b>16</b>	<b>465.2</b>	<b>404</b>	<b>204</b>	<b>183</b>	<b>153</b>	<b>359</b>

M.L. HRs ALLOWED: 1992-2; 1993-13; 1994-9; 1995-8; 1996-11; 1997-10; 1998-8. Total: 61.

1988 -Signed by the San Francisco Giants as a non-drafted free agent, June 24.

1992 -Selected by the Colorado Rockies as the 4th choice in the 3rd round of the MLB expansion draft, November 17.

1997 -Signed by the San Francisco Giants as a free agent, December 24.

1998 -Acquired by the Cleveland Indians, along with Jacob Cruz, from the Giants in exchange for Jose Mesa, Al Morman and Shawon Dunston, July 23.

#### REED'S GAME HIGHS

**NO-HITTER:** —; **1-HITTER:** —; **2-HITTER:** —; **3-HITTER:** —; **4-HITTER:** —; **K's:** 4, six times, most recently on July 19, 1998 at Houston (w/SF); **WINNING STREAK:** 4 games, June 20 thru July 7, 1993; **LAST SAVE:** May 24, 1998 at St. Louis (w/SF).

#### REED/ML FIELDING

YEAR	PCT	G	PO	A	E	TC	DP
1992	1.000	18	3	4	0	7	0
1993	.944	64	3	14	1	18	1
1994	1.000	61	0	5	0	5	0
1995	.952	71	4	16	1	21	1
1996	1.000	70	3	8	0	11	1
1997	.929	63	1	12	1	14	0
1998	.923	70	3	9	1	13	1
<b>Totals</b>	<b>.955</b>	<b>417</b>	<b>17</b>	<b>68</b>	<b>4</b>	<b>89</b>	<b>4</b>

REED (continued)

	1998						CAREER					
	W-L-S	ERA	IP	H	ER	SO	W-L-S	ERA	IP	H	ER	SO
SEASON	4-3-1	3.14	80.1	56	28	73	30-21-16	3.54	465.2	404	183	359
HOME	3-2-0	4.09	33.0	27	15	30	18-12-8	4.34	238.2	229	115	179
ROAD	1-1-1	2.47	47.1	29	13	43	12-9-8	2.70	227.0	175	68	180
vs. Balt.	0-1-0	6.75	4.0	4	3	7	0-1-0	6.75	4.0	4	3	7
Bos.	—	—	—	—	—	—	—	—	—	—	—	—
N.Y.	—	—	—	—	—	—	—	—	—	—	—	—
T.B.	0-0-0	0.00	0.2	0	0	1	0-0-0	0.00	0.2	0	0	1
Tor.	0-0-0	36.00	1.0	3	4	1	0-0-0	36.00	1.0	3	4	1
A.L. EAST	0-1-0	11.12	5.2	7	7	9	0-1-0	11.12	5.2	7	7	9
vs. Chi	—	—	—	—	—	—	—	—	—	—	—	—
Cle.	—	—	—	—	—	—	—	—	—	—	—	—
Det.	1-0-0	0.00	2.2	2	0	4	1-0-0	0.00	2.2	2	0	4
K.C.	—	—	—	—	—	—	—	—	—	—	—	—
Minn.	0-0-0	0.00	2.1	0	0	0	0-0-0	0.00	2.1	0	0	0
A.L. CENTRAL	1-0-0	0.00	5.0	2	0	4	1-0-0	0.00	5.0	2	0	4
vs. Ana.	1-0-0	6.23	4.1	6	3	2	1-0-0	5.68	6.1	8	4	3
Oak.	0-1-0	18.00	5.0	9	10	1	0-1-0	18.00	5.0	9	10	1
Sea.	0-0-0	1.50	6.0	4	1	7	0-0-0	2.35	7.2	6	2	7
Tex.	0-0-0	0.00	5.1	3	0	4	0-1-0	2.84	6.1	5	2	5
A.L. WEST	2-1-0	6.10	20.2	22	14	14	1-2-0	6.39	25.1	28	18	16
vs. Chi.	0-0-0	6.75	1.1	2	1	2	1-1-2	3.48	33.2	32	13	27
Cin.	0-0-0	0.00	1.1	1	0	1	6-1-0	2.25	40.0	27	10	23
Hou.	0-0-0	0.00	8.0	0	0	7	2-0-1	2.36	42.0	32	11	35
Milw.	1-0-0	2.25	4.0	2	1	4	1-0-0	2.25	4.0	2	1	4
Pitt.	0-0-0	2.70	3.1	3	1	2	1-2-0	4.81	24.1	24	13	22
St. L.	0-0-1	0.87	10.1	5	1	8	1-1-3	4.42	38.2	35	19	33
N.L. CENTRAL	1-0-1	1.27	28.1	13	4	24	12-5-6	3.30	182.2	152	67	144
PRE-ASG	2-1-1	1.79	45.1	28	9	39	13-10-12	3.52	245.2	217	96	194
POST-ASG	2-2-0	4.89	35.0	28	19	34	17-11-4	3.56	220.0	187	87	165
START	—	—	—	—	—	—	—	—	—	—	—	—
RELIEF	4-3-1	3.14	80.1	56	28	73	30-21-16	3.54	465.2	404	183	359
IN APRIL	1-0-0	0.55	16.1	5	1	11	4-2-0	3.88	65.0	61	28	42
MAY	1-0-1	2.40	15.0	11	4	16	2-5-9	4.04	71.1	65	32	66
JUNE	0-1-0	3.38	10.2	1	4	8	4-3-2	3.28	85.0	73	31	64
JULY	1-0-0	0.00	18.1	5	0	22	6-4-2	2.83	86.0	75	27	67
AUGUST	0-2-0	9.20	14.2	20	15	13	6-5-3	4.38	78.0	77	38	61
SEPT/OCT	1-0-0	6.75	5.1	4	4	3	7-2-0	3.02	80.1	53	27	59

## Ricardo



**RINCON**

**73**

**Age:** 29, born April 13, 1970  
in Veracruz, Mexico

**Position:** Pitcher

**Bats:** L                      **Height:** 5-10

**Throws:** L                      **Weight:** 188

**ML Service:** 2 + 000

**Contract Status:** Signed thru 2000.

**Acquired:** November 18, 1998; Acquired from the Pittsburgh Pirates in exchange for OF Brian Giles.

### 1998 SEASON HIGHLIGHTS

- ◆ Posted career high in innings pitched with the Pirates and shared the team lead in appearances with Jason Christiansen despite starting the season on the 15-day disabled list...His 14 saves tied the Pittsburgh franchise record for most saves by a left-handed pitcher (also Ramon Hernandez in 1972, Grant Jackson in 1979 and Rod Scurry in 1982).
- ◆ Began season on 15-day disabled list with a strained right groin...Assigned to Carolina (AA) for a two-game rehab stint and surrendered five hits and two runs in 3.0 innings of work...Was transferred to Nashville (AAA) on 4/11...Appeared in one rehab game with the Sounds and tossed a scoreless frame vs. Colorado Springs on 4/12...Was recalled from rehab assignment and reinstated from D.L. on April 13.
- ◆ Picked up first save of the season on April 24 at San Diego...Suffered first loss after surrendering two unearned runs on 5/8 vs. Cincinnati...Was charged with just one earned run in his first 19 appearances (21.2IP) and had a 0.42 ERA following his outing on May 26 at Milwaukee...Made 13 consecutive appearances without being charged with an earned run between July 12 and August 13 (14.0IP), dropping ERA to 1.60.
- ◆ Was successful in each of his first 14 save opportunities (last on 8/13) before suffering first blown save on August 15 at St. Louis...Suffered second blown save in next appearance and did not pick up another save the rest of the season...Was charged with 11 earned runs in his last 14 games (14.1IP - 6.91 ERA)...Surrendered four home runs in that same time after allowing just two in his first 46 appearances...Served up #53 to Mark McGwire on August 23 @Three Rivers.
- ◆ Allowed just nine of his 34 inherited runners to score (26%) and was 14-for-17 in save situations...Posted a 1.02 ERA (35.1IP/4ER) in 33 games @Three Rivers Stadium and a 5.16 ERA (29.2IP/17ER) in 27 games on the road...Held opponents to a .208 (50-240) batting average with 6 HR allowed, which included a .131 average against lefthanders (11-84)...Did not surrender a home run to a left-handed batter (has allowed just two in his career)...RH hitters hit .250 (39-156) off him with 6 HR...Agreed to terms on a two-year deal (1999 & 2000) on August 24.

### PRO CAREER

**1997** Spent first full season in the majors after signing with the Pirates at the end of spring training on 3/30/97...Ranked second behind teammate Rich Loiselle among National League rookies in saves (4)...Also ranked second in the league behind Loiselle (72) in appearances and third among all major league rookies in that category...Led Pittsburgh pitching staff in strikeouts per/9.0 IP (10.65)...Made major league debut on 4/3 @San Francisco...Picked up first major league win on 4/19 vs. Cincinnati and collected second victory in next outing (4/23 vs. Philadelphia)...Tossed 2.0 scoreless innings and notched first big-league save on

5/1 vs. San Francisco... Combined with Esteban Loaiza on a four-hit shutout, and picked up second save, in a 3-0 win @Atlanta on 5/3... Was on 15-day disabled list between 6/20 and 7/4 with inflammation in his left shoulder... Tossed 1.0 inning of relief and combined with Francisco Cordova on a 10-inning no-hitter vs. Houston on 7/12 - the first combined, extra-inning no-hitter in major league history... Picked up wins in back-to-back appearances on 7/12 and 7/14, snapping a personal three-game losing streak... Lost a career-high four consecutive decisions between 8/1 and 9/14... Did not surrender a home run in his last 21 outings since 8/1 (20 innings)... Allowed nine of his 34 inherited runners to score (26%) and was 4-for-6 in save situations... Notched all four saves in May, with his last one coming on 5/22 @Montreal... **1996** Spent season pitching with Mexico City Reds (AAA), his final year in Mexico... Led staff in appearances and saves... His seven-year Mexican League totals included a 31-29 record, 27 saves and a 4.13 ERA (501.0IP/230ER) in 254 games (46 starts)... **1995** Tied for third on Mexico City staff in games... **1993** Ranked 16th in the league in ERA... Set single-season minor league highs in wins and games... **1992** Worked a career-high 89.2 innings and set single-season high in strikeouts... **1991** Suffered worst season of career... **1990** Began professional career and won all three decisions... Only season without a save.

**PERSONAL/MISC.**

Full name **RICARDO RINCON ESPINOZA**... Wife's name is Jaquelin... The Rincon's have two children, a daughter; Damaris (5/24/93), and a son, Ricardo, Jr. (7/4/98)... Resides in Veracruz, Mexico... Started playing baseball at age five... Also played basketball, volleyball and soccer as a youngster... Attended a baseball academy in Mexico for six months after high school.

YEAR	CLUB	W	L	ERA	G	GS	CG	SHO	SV	IP	H	R	ER	BB	SO
1990	Torreon	3	0	3.78	19	4	0	0	0	47.2	53	22	20	32	29
1991	Torreon	2	8	6.54	32	9	0	0	1	74.1	99	60	54	48	66
1992	Torreon	6	5	3.91	49	9	0	0	4	89.2	87	45	39	46	91
1993	Torreon	7	3	3.17	57	4	0	0	8	82.1	80	33	29	36	81
1994	Mexico City	2	4	3.21	20	9	0	0	1	53.1	57	23	19	20	38
1995	Mexico City	6	6	5.16	27	11	0	0	3	75.0	86	45	43	41	41
1996	Mexico City	5	3	2.97	50	0	0	0	10	78.2	58	28	26	27	60
1997	Pittsburgh	4	8	3.45	62	0	0	0	4	60.0	51	26	23	24	71
1998	Carolina	0	0	6.00	2	0	0	0	0	3.0	5	2	2	2	1
	Nashville	0	0	0.00	1	0	0	0	0	1.0	0	0	0	0	1
	Pittsburgh	0	2	2.91	60	0	0	0	14	65.0	50	31	21	29	64
Mexican Lg. Totals		31	29	4.13	254	46	0	0	27	501.0	520	256	230	250	406
Minor Lg. Totals		0	0	4.50	3	0	0	0	0	4.0	5	2	2	2	1
CLEVELAND TOTALS		—	—	—	—	—	—	—	—	—	—	—	—	—	—
American League		—	—	—	—	—	—	—	—	—	—	—	—	—	—
National League		4	10	3.17	122	0	0	0	18	125.0	101	57	44	53	135
MAJOR LG. TOTALS		4	10	3.17	122	0	0	0	18	125.0	101	57	44	53	135

M.L. HRs ALLOWED: 1997-5; 1998-6. Total: 11

1997 -Signed by the Pittsburgh Pirates as a non-drafted free agent, March 30.

1998 -Acquired by the Cleveland Indians from the Pirates in exchange for Brian Giles, November 18.

**RINCON'S GAME HIGHS**

**NO-HITTER:** —; **1-HITTER:** —; **2-HITTER:** —; **3-HITTER:** —; **4-HITTER:** —; **K's:** 5 April 19, 1997 vs. Cincinnati; **WINNING STREAK:** 2 games, twice (7/12 to 7/14/97 & 4/19 to 4/23/97); **LOSING STREAK:** 4 games (8/1 to 9/14/97); **LONGEST OUTING:** 2.1 IP (twice), 7/20/98 @New York & 6/9/98 @Cleveland; **SAVE STREAK:** 14, April 24 to August 13, 1998 (last save).

**RINCON/ML FIELDING**

YEAR	PCT	G	PO	A	E	TC	DP
1997	1.000	62	3	6	0	9	0
1998	.857	60	3	9	2	14	2
Totals	.913	122	6	15	2	23	2

SEASON	1998						CAREER					
	W-L-S	ERA	IP	H	ER	SO	W-L-S	ERA	IP	H	ER	SO
SEASON	0-2-14	2.91	65.0	50	21	64	4-10-18	3.17	125.0	101	44	135
HOME	0-1-4	1.02	35.1	24	4	33	4-4-6	1.73	67.2	50	13	76
ROAD	0-1-10	5.16	29.2	26	17	31	0-6-12	4.87	57.1	51	31	59
vs. Balt.	—	—	—	—	—	—	—	—	—	—	—	—
Bos.	—	—	—	—	—	—	—	—	—	—	—	—
N.Y.	—	—	—	—	—	—	—	—	—	—	—	—
T.B.	—	—	—	—	—	—	—	—	—	—	—	—
Tor.	—	—	—	—	—	—	—	—	—	—	—	—
A.L. EAST	—	—	—	—	—	—	—	—	—	—	—	—
vs. Chi.	—	—	—	—	—	—	—	—	—	—	—	—
Cle.	0-0-1	3.86	2.1	1	1	4	0-0-1	3.38	2.2	1	1	5
Det.	0-0-0	4.50	2.0	2	1	0	0-0-0	4.50	2.0	2	1	0
K.C.	0-0-0	0.00	1.0	1	0	0	0-0-0	9.00	2.0	3	2	2
Minn.	0-0-0	0.00	1.0	1	0	2	0-0-0	9.00	2.0	3	2	3
A.L. CENTRAL	0-0-1	2.84	6.1	5	2	6	0-0-1	6.23	8.2	9	6	10
vs. Ana.	—	—	—	—	—	—	—	—	—	—	—	—
Oak.	—	—	—	—	—	—	—	—	—	—	—	—
Sea.	—	—	—	—	—	—	—	—	—	—	—	—
Tex.	—	—	—	—	—	—	—	—	—	—	—	—
A.L. WEST	—	—	—	—	—	—	—	—	—	—	—	—
vs. Chi.	0-0-1	2.08	4.1	0	1	6	0-2-1	2.00	9.0	5	2	9
Cin.	0-1-2	1.17	7.2	7	1	7	1-2-2	1.35	13.1	14	2	17
Hou.	0-0-0	16.20	1.2	4	3	1	1-0-0	6.75	4.0	4	3	3
Milw.	0-1-3	2.35	7.2	6	2	8	0-1-3	1.86	9.2	7	2	8
Pitt.	—	—	—	—	—	—	—	—	—	—	—	—
St. L.	0-0-0	7.56	8.1	10	7	7	0-0-0	6.39	12.2	16	9	13
N.L. CENTRAL	0-2-6	4.25	29.2	27	14	29	2-5-6	3.33	48.2	46	18	50
PRE-ASG	0-2-9	2.21	36.2	23	9	36	2-6-13	3.06	67.2	51	23	79
POST-ASG	0-0-5	3.81	28.1	27	12	28	2-4-5	3.30	57.1	50	21	56
START	—	—	—	—	—	—	—	—	—	—	—	—
RELIEF	0-2-14	2.91	65.0	50	21	64	4-10-18	3.17	125.0	101	44	135
IN APRIL	0-0-1	1.08	8.1	1	1	8	2-2-1	1.86	19.1	8	4	26
MAY	0-2-2	0.61	14.2	11	1	18	0-2-6	1.27	28.1	20	4	32
JUNE	0-0-6	3.97	11.1	9	5	10	0-2-6	6.61	16.1	19	12	19
JULY	0-0-2	1.74	10.1	7	2	8	2-0-2	2.29	19.2	16	5	21
AUGUST	0-0-3	4.97	12.2	15	7	9	0-3-3	4.56	25.2	26	13	19
SEPT/OCT	0-0-0	5.87	7.2	7	5	11	0-1-0	3.45	15.2	12	6	18

**Spring Invitee**



**Dave**

**ROBERTS 52**

**Age:** 26, born May 31, 1972 in Okinawa, Japan

**Position:** Outfielder

**Bats:** L                      **Height:** 5-10

**Throws:** L                    **Weight:** 172

**ML Service:** 0 + 000

**Contract Status:** Signed thru 1999.

**Acquired:** June 24, 1998; Acquired from the Detroit Tigers along with RHP Tim Worrell in exchange for OF Geronimo Berroa.

**1998 SEASON HIGHLIGHTS**

- ◆ Enjoyed an outstanding season at the Double A level with AA Jacksonville and AA Akron... Spent much of the first half of the season in the Tigers organization at AA Jacksonville of the Southern League and was selected to the AA All-Star Game before being acquired by the Indians on June 24... Represented the Aeros

in the AA All-Star Game in New Haven, CT on July 8... Was promoted to AAA Buffalo on July 24 and played 5 games with the Bisons from July 24-28 before being sent back to Akron on July 29.

- ◆ On the year at AA he hit a combined .342 (173-506) with 24 2B, 10 3B, 12 HR & 75 RBI in 125 games... He also scored 120 runs, which would have led both the Southern League and Eastern League in 1998... Stole 49 bases in 64 attempts (76.7%), which would have led the Eastern League (leader had 41) in addition to his hits and batting average... In his five-year minor league career he has stolen 181 bases in 239 attempts (76%).
- ◆ On the year at Double A with Jacksonville and Akron he hit .339 (129-380) off RHP with 9 HR & 58 RBI and .349 (44-126) off LHP with 3 HR & 17 RBI... He hit .366 (70-191) as a lead off hitter and .357 (41-115) with runners in scoring position.
- ◆ While with the Aeros he enjoyed a 22-game hitting streak from July 6 to August 4, tying the Akron franchise record with Jim Betzsold... Dave hit .333 (5-15) with a 2B, HR & 3 RBI (1SB) in 4 playoff games for the Aeros against Harrisburg... Played for Mochis in the Mexican Winter League after the season, hitting .272 (41-151) with 5 2B, 2HR & 18RBI in 45 games (20 SB, 5CS).

## PRO CAREER

**1997** Spent the entire season at AA Jacksonville... Stole 23 bases in 28 attempts (82%)... **1996** Ranked by *Baseball America* as the fastest California League baserunner in the "Tools of the Trade" issue after spending most of the season on a co-op with Visalia... Finished the season by reaching base safely by hit or walk in 33 straight games from 7/26-8/28 at Visalia before finishing the season at AA Jacksonville... Led all minor leaguers in baseball with 65 stolen bases... Ranked 1<sup>st</sup> in the California League with 112 runs scored and 5<sup>th</sup> with 7 triples... **1995** Finished 4<sup>th</sup> in the Florida State League with 30 stolen bases and 6<sup>th</sup> with a .303 batting average... **1994** Spent first professional season at A Jamestown of the New York-Penn League... Stole 12 bases in 20 attempts.

## PERSONAL/MISC.

Full name **DAVID RAY ROBERTS**... Married, wife's name is Tricia... Resides in Oceanside, CA... Graduated from Rancho Buena Vista High School (CA) in 1990 where he played football, basketball and baseball... Played four years of baseball at UCLA where he earned a degree in history upon graduation in 1994... Was a three-time All-Pac 10 outfield selection from 1992-94... Enjoys golfing and listening to music in his spare time.

YEAR CLUB	AVG	G	AB	R	H	2B	3B	HR	RBI	BB	SO	SB
1994 Jamestown	.292	54	178	33	52	7	2	0	12	29	27	12
1995 Lakeland	.303	92	357	67	108	10	5	3	30	39	43	30
1996 Visalia	.272	126	482	*112	131	24	7	5	37	98	105	*65
Jacksonville	.222	3	9	0	2	0	0	0	0	1	0	0
1997 Jacksonville	.296	105	415	76	123	24	2	4	41	45	62	23
1998 Jacksonville	.326	69	279	71	91	14	5	5	42	53	59	21
Buffalo	.133	5	15	2	2	0	0	0	2	0	3	2
Akron	.361	56	227	49	82	10	5	7	33	35	30	28
<b>Minor Lg. Totals</b>	<b>.301</b>	<b>510</b>	<b>1962</b>	<b>410</b>	<b>591</b>	<b>89</b>	<b>26</b>	<b>24</b>	<b>197</b>	<b>300</b>	<b>329</b>	<b>181</b>

1994 -Selected by the Detroit Tigers in the 28th round of the June draft.

1998 -Acquired by the Cleveland Indians, along with Tim Worrell, from the Tigers in exchange for GeronimoBerroa, June 24.



## Richie

**SEXSON**

**44**

**Age:** 24, born December 29, 1974 in Portland, OR

**Position:** Infielder/Outfielder

**Bats:** R                      **Height:** 6-7

**Throws:** R                      **Weight:** 210

**ML Service:** 0 + 093

**Contract Status:** Signed thru 1999.

**Acquired:** Indians 24th round selection in the 1993 June Draft.

### 1998 SEASON HIGHLIGHTS

- ◆ Rookie became an instant fan-favorite, filling in admirably at first base after Jim Thome broke his right hand on August 7 before cooling off in September... Spent most of the first half of the season with the AAA Buffalo Bisons after his option out of spring training... Enjoyed three stints at the big league level with the Tribe, the last of which coming over the last seven weeks of the season which began when Jim Thome broke his right hand.
- ◆ Was with Buffalo most of the season from April 1 thru the end of July, where he hit .297 (102-344) with 20 2B, 1 3B, 21 HR & 74 RBI in 89 games for the Bisons, which earned him a spot on the International League All-Star Team... He was T4th at the time in the International League with 74 RBI after playing in his final AAA game on July 23.
- ◆ Was recalled for the first time on June 27 and appeared in 2 games (2-6, 2B) before being sent down during the All-Star Break on July 8... Was recalled for the 2nd time on July 23 after Shawon Dunston was traded to San Francisco and optioned back to AAA on August 7 (Manto purchased).
- ◆ Was recalled the next day on August 8 when Jim Thome suffered a broken right hand on the night of 8/7... Spent the remainder of the season at the big league level, hitting .321 (51-159) w/13 2B, 11HR & 33 RBI in 41 games after being recalled for the final time on 8/8.
- ◆ Hit his first major league home run on August 17 vs. Tampa Bay off Wilson Alvarez and rapped out a career-best 4 hits on August 26 vs. Seattle... Drove in a career-best 4 runs on August 15 vs. Baltimore and had three 4-RBI games after his last recall, the last coming on August 31 vs. Oakland... Enjoyed his first career two-homer game on August 29 vs. Oakland with a pair of solo shots... Equaled his career-high w/4 RBI by hitting his first career grand slam off Oakland's Tim Worrell on August 30 in Cleveland... The 7<sup>th</sup> inning slam erased a 4-3 Oakland lead.
- ◆ Overall he made 44 starts for the Indians, (40@1B, 2@DH, 2@LF)... Overall he appeared in 45 games at first base and 3 games in left field... In his starts he hit .314 (54-172) with 11 HR & 33 RBI... Became the 4<sup>th</sup> Indians rookie since 1981 to hit 10+ homers in a season (Carter-13-'84; Snyder-24-'86; Ramirez-17-'94) and despite playing just 2 months at the big league level his 11 HR ranked tied for 5th among AL rookies.
- ◆ At AAA he hit .300 (33-110) with runners in scoring position with 53 RBI, .298 (81-272) off RHP with 14 HR & 57 RBI and .292 (21-72) off LHP with 7 HR & 17 RBI... He hit .331 (52-157) with runners on base with the Bisons.
- ◆ Richie went 0 for 8 in 6 post-season games for the Tribe, making 3 starts at first base and 3 late-inning defensive appearances in place of Jim Thome at first.... Including the regular season and playoffs, Richie had just 1 hit in his last 25 at bats.

### PRO CAREER

**1997** Had a banner season at AAA Buffalo, earning a berth on the AAA mid-season All-Star Team and a place on the American Association Post-Season All-Star Team after hitting .260 (113-434) for the Bisons in 1997 with 31 HR and 88 RBI in 115 games... The performance earned him a promotion to Cleveland in September and

his first major league hit...Richie set a then Buffalo franchise record and became the first and last Bison ever to lead the American Association in homers with 31...Alex Ramirez broke the record in 1998 with 34 HR...His 88 RBI ranked 3<sup>rd</sup> in the A.A. and his .530 slugging % ranked 2<sup>nd</sup> in the circuit...Effort earned him Buffalo co-MVP honors with Bruce Aven...His 88 RBI ranked 3<sup>rd</sup> in the organization as did his 31 homers...Missed over a month of the season after suffering a dislocated right shoulder in the 2<sup>nd</sup> game of the year 4/5...Was placed on the disabled list on 4/11 and was activated off the DL on 5/6...Missed 23 games due to the injury...Hit in 13 straight games from 6/9-23...Hit just .226 (51-226) over the last two months of the season, but hit 18 HR and drove in 47 runs in 61 games...Appeared in 110 games at first base and 4 at the designated hitter spot...Hit .226 (7-31) in the American Association playoffs for the A.A. Champion Bisons with 2 HR & 6 RBI in 8 games...Was recalled to Cleveland on 9/12 after the A.A. playoffs...Made his Major League debut on 9/14 at Chicago in a pinch-hitting appearance and collected his first hit in his first ML at bat with an infield single off Tony Castillo in the 8th inning...Played for Arecibo of the Puerto Rican Winter League following the season, hitting .180 (9-50) with 2 HR and 7 RBI in 15 games...**1996** Spent the entire season with the AA Canton-Akron Indians...Led the club in doubles (33), games (131) and at bats (518)...Was second on the club with 85 runs scored...His 22 2B ranked 2<sup>nd</sup> in the Eastern League while his 85 RS ranked 5<sup>th</sup>...Homered in three straight games, 5/26-28...Missed 7 games with a sprained left wrist (tendinitis) between 8/23-30...Played with the Scottsdale Scorpions of the Arizona Fall League following the season... Hit .183 (11-60) with 3 2B & 6 RBI for the AFL Scorpions...Played in only 18 games when the tendinitis in his left wrist flared back up...Added to the 40-man roster on 11/20 when his contract was purchased from AA Canton-Akron...**1995** Won the Tribe's Lou Boudreau Award as the top minor league position player in the organization...Spent the entire season at Class A Kinston...Named MVP of the Carolina League and to the Post-Season All-Star Team for his efforts...Finished among the league leaders in virtually every offensive and defensive category...Led the Carolina League in hits (151), total bases (251), doubles (34), RBI (85), and extra-base hits (56)...Finished 2<sup>nd</sup> in average (.306), RS (80), slugging % (.508), T3<sup>rd</sup> in games (141), at bats (494) and finished 4<sup>th</sup> in HR (22)...Led all Carolina League first baseman in total chances (1,226), putouts (1,135), assists (79) and double plays (109)...Was named the Carolina League's "Best Batting Prospect", "Best Power Prospect", and "Best Defensive First Baseman" by *Baseball America*...Ranked among all Class A leaders in HR (15<sup>th</sup>), hits (T5<sup>th</sup>), EB hits (T11<sup>th</sup>) and total bases (8<sup>th</sup>)...Hit in 21 straight games from 5/13-6/3...Hit 3 homers and drive in 8 runs on 8/3 at Lynchburg...**1994** Spent his second season as a pro at Columbus where he finished 5<sup>th</sup> in the South Atlantic League in runs scored with 88...The total led all Tribe farmhands...Led SAL 1B in assists (62)...Hit in 19 straight games between 4/29-5/20 and ended the season with an 11-game hitting streak...Hit .341 in June...**1993** Spent first professional season at Burlington...Hit his only HR of the season on 7/24 at Huntington...Following the season he hit .260 (13-50) in the Instructional League in Winter Haven, FL.

### PERSONAL/MISC.

Full name **RICHMOND LOCKWOOD SEXSON**...Single...Originally from Brush Prairie, WA, he now makes his off-season home in Scottsdale, AZ...Graduated from Prairie High School in Brush Prairie, WA in 1993...Played football, basketball and was an All-State performer in all three sports...Set school record for RBI in a career...Enjoys golfing, fishing and playing basketball.

YEAR CLUB	AVG	G	AB	R	H	2B	3B	HR	RBI	BB	SO	SB
1993 Burlington	.186	40	97	11	18	3	0	1	5	18	21	1
1994 Columbus	.273	130	488	88	133	25	2	14	77	37	87	7
1995 Kinston	.306	131	494	80	*151	*34	0	22	*85	43	115	4
1996 Canton-Akron	.276	133	518	85	143	33	3	16	76	39	118	2
1997 Buffalo	.260	115	434	57	113	20	2	*31	88	27	87	5
CLEVELAND	.273	5	11	1	3	0	0	0	0	0	2	0
1998 Buffalo	.297	89	344	58	102	20	1	21	74	50	68	1
CLEVELAND	.310	49	174	28	54	14	1	11	35	6	42	1
Minor Lg. Totals	.278	638	2375	379	660	135	8	105	405	214	496	20
CLEVELAND TOTALS	.308	54	185	29	57	14	1	11	35	6	44	1
American League	.308	54	185	29	57	14	1	11	35	6	44	1
National League	—	—	—	—	—	—	—	—	—	—	—	—
M. L. TOTALS	.308	54	185	29	57	14	1	11	35	6	44	1

1993 -Selected by the Cleveland Indians in the 24th round of the June draft.

	1998					CAREER				
	AB	H	HR	RBI	BA	AB	H	HR	RBI	BA
SEASON	174	54	11	35	.310	185	57	11	35	.308
HOME	108	38	9	27	.352	114	38	9	27	.333
ROAD	66	16	2	8	.242	71	19	2	8	.268
vs. Balt.	29	9	0	7	.310	33	11	0	7	.333
Bos.	—	—	—	—	—	—	—	—	—	—
N.Y.	6	0	0	0	.000	8	0	0	0	.000
T.B.	11	8	1	2	.727	11	8	1	2	.727
Tor.	16	3	1	1	.188	16	3	1	1	.188
A.L. EAST	62	20	2	10	.323	68	22	2	10	.324
Chi.	12	3	1	4	.250	13	4	1	4	.308
Cle.	—	—	—	—	—	—	—	—	—	—
Det.	21	5	2	5	.238	21	5	2	5	.238
K.C.	6	0	0	0	.000	6	0	0	0	.000
Minn.	16	5	1	3	.313	20	5	1	3	.250
A.L. CENTRAL	55	13	4	12	.236	60	14	4	12	.233
vs. Ana.	8	2	0	1	.250	8	2	0	1	.250
Oak.	21	8	4	11	.381	21	8	4	11	.381
Sea.	14	7	1	1	.500	14	7	1	1	.500
Tex.	10	2	0	0	.200	10	2	0	0	.200
A.L. WEST	53	19	5	13	.358	53	19	5	13	.358
vs. Chi.	—	—	—	—	—	—	—	—	—	—
Cin.	—	—	—	—	—	—	—	—	—	—
Hou.	4	2	0	0	.500	4	2	0	0	.500
Milw.	—	—	—	—	—	—	—	—	—	—
Pitt.	—	—	—	—	—	—	—	—	—	—
St. L.	—	—	—	—	—	—	—	—	—	—
N.L. CENTRAL	4	2	0	0	.500	4	2	0	0	.500
PRE-ASG	6	2	0	0	.333	6	2	0	0	.333
POST-ASG	168	52	11	35	.310	179	55	11	35	.307
vs. RHP	116	40	8	28	.345	117	40	8	28	.342
vs. LHP	58	14	3	7	.241	68	17	3	7	.250
PINCH HITTING	2	0	0	1	.000	4	1	0	1	.250
DES. HITTING	5	0	0	0	.000	5	0	0	0	.000
IN APRIL	—	—	—	—	—	—	—	—	—	—
MAY	—	—	—	—	—	—	—	—	—	—
JUNE	4	2	0	0	.500	4	2	0	0	.500
JULY	10	1	0	1	.100	10	1	0	1	.100
AUGUST	81	33	6	22	.407	81	33	6	22	.407
SEPT/OCT	78	18	5	13	.228	90	21	5	13	.233

## DIVISION SERIES RECORD

YEAR CLUB	AVG.	G	AB	R	H	2B	3B	HR	RBI	BB	SO	SB
1998 CLEVELAND	.000	3	2	0	0	0	0	0	0	2	1	0

## CHAMPIONSHIP SERIES RECORD

YEAR CLUB	AVG.	G	AB	R	H	2B	3B	HR	RBI	BB	SO	SB
1998 CLEVELAND	.000	3	6	0	0	0	0	0	0	0	3	0

## SEXSON'S GAME HIGHS

**HITS:** 4, August 26, 1998 vs. Seattle; **HR:** 2, August 29, 1998 vs. Oakland; **RBI:** 4, three times, most recently on August 31, 1998 vs. Oakland; **RUNS:** 2, five times, most recently on September 1, 1998 vs. Anaheim; **SB:** 1, July 28, 1998 at Seattle; **HITTING STREAK:** 7 games, August 26 thru September 1, 1998; **CAREER GRAND SLAMS:** 1, August 30, 1998 vs. Oakland off Tim Worrell.

## SEXSON/ML FIELDING

YEAR	PCT	G	PO	A	E	TC	DP
1997	1.000	2	11	1	0	12	0
1998	.984	45	321	38	6	365	36
<b>TOTALS</b>	<b>.984</b>	<b>47</b>	<b>332</b>	<b>39</b>	<b>6</b>	<b>377</b>	<b>36</b>



Paul

**SHUEY**

**53**

**Age:** 28, born September 16, 1970 at Lima, OH

**Position:** Pitcher

**Bats:** R                      **Height:** 6-3

**Throws:** R                    **Weight:** 215

**ML Service:** 3 + 094

**Contract Status:** Signed thru 2000 with a club option for 2001.

**Acquired:** Indians first round selection (2nd overall) in the 1992 June Draft.

### 1998 SEASON HIGHLIGHTS

- ◆ Showed his 1996 form throughout most the season around a two month stay on the disabled list in April and May and was sensational in the post-season...Began the season on the major league roster but was sidelined after his 2<sup>nd</sup> appearance of the season with a pulled right groin.
- ◆ Pulled the groin on April 10 vs. Anaheim and was placed on the 15-day disabled list the next day...Marked his 6<sup>th</sup> career trip to the DL, four coming over the last two years...Began a 30-day rehab. assignment on April 24 at AA Akron, but aggravated the injury in his first outing that night in Canal Park...Continued his rehab. in Cleveland before beginning a 2<sup>nd</sup> 30-day rehab. assignment in AAA Buffalo on May 23...Appeared in 11 games for the Bisons and went 0-0 w/a 2.51 ERA & 2 saves (14.1IP, 11H, 4ER, 22SO)...Was activated from the DL on June 15 and enjoyed an injury-free season from there on out.
- ◆ Over his first 20 outings after his activation he went 3-1 with a 2.42 ERA (22.1IP, 19H, 6ER)...Did not allow a run over his first 5 outings after his activation and went 7.1 scoreless innings (7G) to start the season... Enjoyed solid final month of the season after struggling in August (4.40ERA, 14.1IP, 17H, 7ER)...Went 1-3 in 11 September outings with an 3.00 ERA (12.0IP, 8H, 4ER)...Allowed a run in only 3 of his last 12 games (13.0IP, 9H, 4ER, 2.77ERA).
- ◆ Carried his September momentum into the post-season, not allowing a run over his team- high 8 playoff appearances (9.1IP, 7H, 0R, 8BB, 11SO) in ten 1998 playoff games...His 5 appearances in the ALCS vs. New York tied the single-series record shared by Mike Jackson and Paul Assenmacher in 1997.
- ◆ Indians were 23-20 (.535) in games in which he appeared...Notched his first save of the season on Sept. 18 vs. KC... 2nd save came at New York on Sept. 21... Was 2 for 5 in save situations...Held batters to a .132 (7-53) average with runners in scoring position, the best mark in the American League among relievers...Overall major league hitters hit .229 (44-192) with 4 HR off him...LH hitters hit .233 (20-86) with 2 HR & .226 (24-106) with 4 HR.

### PRO CAREER

**1997** Opened the season as the Tribe's closer in place of Jose Mesa after a solid spring...Was plagued by inconsistency and injuries throughout the season...Started out the season as the closer and notched a save at Oakland in his first appearance on opening night on 4/2...Signed a three-year contract extension thru the 2000 campaign (w/club option for 2001) on 4/4 and that night at Anaheim he allowed a grand slam to Tim Salmon in the 11<sup>th</sup> inning, giving Anaheim an 8-6 win as he suffered his first and only BS of the season...Notched his 2<sup>nd</sup> save the next night against the Angels...Tossed a then career-high 3.0IP on 4/18 vs. Milwaukee and strained the medial collateral ligament in his right knee as he warmed up for his 4<sup>th</sup> inning of work...Made one more appearance (4/22 vs. Boston) before being placed on the 15-day DL on 5/4 (retroactive to 4/25)...Made rehabilitation stints in Buffalo and Akron before being activated from the DL on 5/18...On 6/18 vs. Cincinnati he strained his right hamstring and was forced to leave the game...Placed on the 15-

day DL for the 2<sup>nd</sup> time on 6/19 and was activated off the DL on 7/4... Re-aggravated the hamstring injury in his first appearance back on 7/11 at Minnesota and was placed on the 15-day disabled for the 3<sup>rd</sup> time on 7/12... Sent on a rehab. assignment on 7/30 to AA Akron and made one appearance for the Aeros (1.2IP, 0H) before being activated on 8/1... Spent the remainder of the season on the active roster... After his final activation on August 1 he went 2-1 w/a 7.36 ERA in 26 games (22.0IP, 23H, 18ER), which included a mark of 1-1 w/a 5.63 ERA in 7 September games (8.0IP, 10H, 5ER, 6SO)... Tossed a career-high 4.0 innings with a season-high 5 strikeouts on 8/16 vs. Toronto to pick up his 3<sup>rd</sup> win of the season.. Indians were 19-21 (.475) when he appeared in a game... Was 2-3 in save situations... Was eligible for post-season play but was not on any of the three playoff rosters... **1996** Established himself as a solid Major League reliever as he led the Tribe bullpen with 5 wins... Began the season in AAA Buffalo after his option out of Spring Training on 3/31... Was involved in a 1 car automobile accident on 4/3 while with Buffalo when his car spun off an icy road... Was not seriously injured in the accident... Was recalled from AAA Buffalo on 4/12 (Embree optioned)... Had not allowed a run in 2 outings (2.0IP) up to that point at AAA... Allowed 7 runs (7ER) over 3 games (2.1IP, 6BB, 27.00 ERA) in his first stint with the Tribe and suffered his first loss on 4/17 in Minnesota (2.1IP, 2H, 4R, 3BB, 2HR) ... Was optioned back to AAA on 4/21... Later discovered he was suffering from a post-traumatic disorder from his accident in early April during his first stint with the Tribe... Went back to AAA and was awesome... A.A. hitters hit .126 (14-111) off him while he averaged 15.4 SO/9.0IP... RH hitters hit .127 (9-71) off him while lefties hit .125 (5-40)... Was recalled from AAA on 6/10 and spent the remainder of the season at the big league level... Over his 2nd stint with the Tribe he went 5-1 with a 1.75 ERA and 4 saves in 39 games (51.1IP, 39H, 10ER, 18BB, 40SO)... Picked up first save of 1996 on 6/13 at New York, his first save at the big league level since 6/19/94 vBOS... Collected first Major League win on 6/20 vs. Boston in 5-4 Tribe win... Struck out a career-high 6 Orioles on 8/4 in 2.1IP... Overall held AL hitters to a .231 (45-195) average against... Was 4-7 in save situations... First batters hit just .189 off Paul (7-37)-8th lowest mark in the AL... Paul limited opponents to a .185 avg. w/runners on base (17-92), the 4th lowest mark among AL relievers... Paul's 2.85 ERA was 8th lowest among AL relievers... Went 0-0 with a 9.00 ERA in 3 Division Series outings vs. the Baltimore Orioles... Allowed a grand slam to Bobby Bonilla in game 1 at Baltimore (1.1IP, 3H, 2ER, 2SO, 2HR)... **1995** Began the season at the big league level following spring training II... Appeared in 3 games before injuring his right hamstring in the 9th inning in Detroit on 5/3... Injury diagnosed as a strain and was placed on the 15-day disabled list the next day... Was activated from the disabled list on 5/22 and was optioned to AAA Buffalo... Made only one appearance, a save vs. Oklahoma City on 5/25, before being placed on the disabled list with a sore right shoulder on 6/8... Was activated from the DL on 7/10 and spent remainder of Buffalo's season on the active roster... Was 1-2 with 1.64 ERA (22.0IP, 4ER) in his final 20 appearances of the season and did not allow a run in 10 straight appearances between 7/21-8/14... Was 11 for 14 (79%) in save situations... Recalled by the Indians on 9/17 when Eric Plunk's shoulder tendinitis flared up... Allowed 2 ER (3R) in his 4 outings (3.0IP) during his 2nd stint... Spent the remainder of the season at the big league level but was ineligible for post-season play... Played winter ball in Puerto Rico for the San Juan Senators... Was 0-0 with a 2.30 ERA and 9 saves in his 15 winter ball appearances (15.2IP, 13H, 15SO)... **1994** Started the season at Class A Kinston... While in the Carolina League, Paul made 13 relief appearances and was 1-0 with a 3.75 ERA and 8 saves, including 16 Ks in 12.0 innings... On 5/6 he made the jump to the majors when the Indians purchased his contract... He was the first Indians pitcher to jump from Class A ball to the majors since Greg Swindell in '86... Made his big league debut on 5/8 at Baltimore, tossing 1.0 shutout inning... On 5/14 at Jacobs Field against the Tigers, Shuey recorded four strikeouts in one inning after a batter reached on a wild pitch... He was the 10th American League pitcher to accomplish the feat and the first rookie... He was the first Tribesman to record four strikeouts in an inning since Mike Paxton on 7/21/78... Shuey had five saves with the Indians and was 5-for-5 in converting save chances... On 6/27 he was placed on the 15-day DL with a strained groin... On 7/5 he was sent to AAA on a rehabilitation assignment and on 7/21 he was activated from the DL and optioned to Charlotte where he spent the rest of the year as the Knights closer... With Charlotte, he appeared in 20 games and was 2-1 with 10 saves and a 1.93 ERA, including 10 walks and 25 strikeouts... Batters at AAA hit just .181 (15-83) off him... **1993** Started the season in the rotation at AA Canton-Akron before being sent to the bullpen after seven starts... Assigned to A Kinston on 7/24,

where he remained for the rest of the season... Following the season he participated in the Indians Florida Instructional League Program and was 0-0 with four saves and a 1.32 ERA, including 20 K in 13.2 innings... Paul then played for Scottsdale in the Arizona Fall League and was 1-1 with three saves and a 3.79 ERA... **1992** Started professional career after being drafted by the Tribe in June out of the University of North Carolina... Won five of his first six decisions with a 1.82 ERA through 8/12... Excelled at home, allowing only 33 hits in 50.2 innings of work... Recorded a season-high 9 strikeouts against Savannah on 8/2... Used strictly as a starter in his first season after a stellar career as a closer for the Tar Heels... Played for Tucson in the Arizona Fall League following the season... In 10 relief outings was 0-0 with a 3.38 ERA (16IP, 10H, 6ER).

**PERSONAL/MISC.**

Full name **PAUL KENNETH SHUEY**... Wife's name: Julie... Resides in Wake Forest, NC... The couple has two daughters, Morgan Elizabeth (4/29/97) and Casey Claire (9/16/98)... Attended the University of North Carolina for three years where he majored in speech communications and played baseball... In his career at UNC Paul was 18-4 with a 2.67 ERA and 18 saves in 76 games; 1 start (172IP, 117H, 67R/51ER, 121BB, 220Ks)... Tabbed as a '92 pre-season All-American by *Baseball America* and the 5th Best Prospect in the June Draft... In the summer of '91 he pitched for the U.S. National Team at the Pan American games in Havana, Cuba... Was injured much of the '91 collegiate campaign with a torn patella tendon but still led the team with a 1.70 ERA in 17 outings... As a freshman he was a 1st team All-ACC selection and tabbed a Freshman All-American by *Baseball America*... 1989 graduate of Millbrook (NC) HS and tossed a no-hitter against Garner HS his senior year... Played American Legion and Babe Ruth ball as a youngster... Hobbies include fishing, golf, computers and reading.

YEAR	CLUB	W	L	ERA	G	GS	CG	SHO	SV	IP	H	R	ER	BB	SO
1992	Columbus	5	5	3.35	14	14	0	0	0	78.0	62	35	29	47	73
1993	Canton-Akron	4	8	7.30	27	7	0	0	0	61.2	76	50	50	36	41
	Kinston	1	0	4.84	15	0	0	0	0	22.1	29	12	12	8	27
1994	Kinston	1	0	3.75	13	0	0	0	8	12.0	10	5	5	3	16
	CLEVELAND	0	1	8.49	14	0	0	0	5	11.2	14	11	11	12	16
	Charlotte	2	1	1.93	20	0	0	0	10	23.1	15	9	5	10	25
1995	Buffalo	1	2	2.63	25	0	0	0	11	27.1	21	9	8	7	27
	CLEVELAND	0	2	4.26	7	0	0	0	0	6.1	5	4	3	5	5
1996	Buffalo	3	2	0.81	19	0	0	0	4	33.1	14	4	3	9	57
	CLEVELAND	5	2	2.85	42	0	0	0	4	53.2	45	19	17	26	44
1997	Buffalo	0	0	3.60	2	0	0	0	0	5.0	4	2	2	4	6
	Akron	0	0	3.38	3	0	0	0	0	8.0	10	3	3	0	9
	CLEVELAND	4	2	6.20	40	0	0	0	2	45.0	52	31	31	28	46
1998	Buffalo	0	0	2.51	11	0	0	0	2	14.1	11	4	4	6	22
	Akron	0	0	54.00	1	0	0	0	0	0.1	3	2	2	1	0
	CLEVELAND	5	4	3.00	43	0	0	0	2	51.0	44	19	17	25	58
Minor Lg. Totals		17	18	3.88	150	21	0	0	35	285.0	255	135	123	131	303
CLEVELAND TOTALS		14	11	4.24	146	0	0	0	13	167.2	160	84	79	96	169
American League		14	11	4.24	146	0	0	0	13	167.2	160	84	79	96	169
National League		—	—	—	—	—	—	—	—	—	—	—	—	—	—
<b>MAJOR LG. TOTALS</b>		<b>14</b>	<b>11</b>	<b>4.24</b>	<b>146</b>	<b>0</b>	<b>0</b>	<b>0</b>	<b>13</b>	<b>167.2</b>	<b>160</b>	<b>84</b>	<b>79</b>	<b>96</b>	<b>169</b>

M.L. HRs ALLOWED: 1994-1; 1995-0; 1996-6; 1997-5; 1998-6. Total: 18.

1992 - Selected by the Cleveland Indians in the 1st round (2nd overall) of the June draft.

**DIVISION SERIES RECORD**

YEAR	CLUB	W	L	ERA	G	GS	CG	SHO	SV	IP	H	R	ER	BB	SO
1996	CLEVELAND	0	0	9.00	3	0	0	0	0	2.0	5	2	2	2	2
1998	CLEVELAND	0	0	0.00	3	0	0	0	0	3.0	3	0	0	1	4
<b>TOTALS</b>		<b>0</b>	<b>0</b>	<b>3.60</b>	<b>6</b>	<b>0</b>	<b>0</b>	<b>0</b>	<b>0</b>	<b>5.0</b>	<b>8</b>	<b>2</b>	<b>2</b>	<b>3</b>	<b>6</b>

**CHAMPIONSHIP SERIES RECORD**

YEAR	CLUB	W	L	ERA	G	GS	CG	SHO	SV	IP	H	R	ER	BB	SO
1998	CLEVELAND	0	0	0.00	5	0	0	0	0	6.1	4	0	0	7	7

SEASON	1998						CAREER					
	W-L-S	ERA	IP	H	ER	SO	W-L-S	ERA	IP	H	ER	SO
SEASON	5-4-2	3.00	51.0	44	17	58	14-11-13	4.24	167.2	160	79	169
HOME	1-2-1	3.29	27.1	24	10	32	8-5-6	4.11	92.0	95	42	95
ROAD	4-2-1	2.66	23.2	20	7	26	6-6-7	4.40	75.2	65	37	74
vs. Balt.	0-0-0	0.00	4.2	4	0	3	0-0-0	0.60	15.0	14	1	14
Bos.	0-0-0	0.00	0.2	1	0	0	1-1-2	3.07	14.2	18	5	10
N.Y.	0-0-1	0.00	2.0	0	0	3	0-1-2	8.31	8.2	10	8	11
T.B.	0-0-0	0.00	1.1	3	0	1	0-0-0	0.00	1.1	3	0	1
Tor.	0-0-0	0.00	3.2	2	0	5	1-0-1	0.00	13.2	6	0	15
A.L. EAST	0-0-1	0.00	12.1	10	0	12	2-2-5	2.36	53.1	51	14	51
vs. Chi	2-2-0	6.75	4.0	4	3	5	5-3-0	2.87	15.2	12	5	12
Cle.	—	—	—	—	—	—	—	—	—	—	—	—
Det.	0-0-0	0.00	4.0	3	0	5	0-0-0	6.94	11.2	8	9	19
K.C.	1-1-1	1.80	5.0	2	1	5	2-1-2	2.77	13.0	8	4	9
Minn.	0-1-0	8.10	3.1	3	3	7	1-2-2	9.39	7.2	9	8	12
A.L. CENTRAL	3-4-1	3.86	16.1	12	7	22	8-6-4	4.87	48.0	37	26	52
vs. Ana.	1-0-0	1.93	4.2	2	1	5	2-1-1	4.50	10.0	8	5	7
Oak.	0-0-0	0.00	2.0	2	0	2	0-0-2	1.54	1.2	7	2	11
Sea.	1-0-0	6.48	8.1	11	6	9	1-0-1	9.00	14.0	21	14	18
Tex.	0-0-0	18.00	1.0	1	2	1	0-1-0	6.23	8.2	11	6	8
A.L. WEST	2-0-0	5.06	16.0	16	9	17	3-2-4	5.48	44.1	47	27	44
vs. Chi.	0-0-0	0.00	2.0	2	0	4	0-0-0	6.23	4.1	6	3	6
Cin.	—	—	—	—	—	—	0-0-0	40.50	0.2	4	3	0
Hou.	0-0-0	4.50	2.0	3	1	2	0-0-0	4.50	2.0	3	1	2
Milw.	0-0-0	0.00	2.0	1	0	1	1-1-0	3.55	12.2	11	5	13
Pitt.	—	—	—	—	—	—	—	—	—	—	—	—
St. L.	0-0-0	0.00	0.1	0	0	0	0-0-0	0.00	2.1	1	0	1
N.L. CENTRAL	0-0-0	1.42	6.1	6	1	7	1-1-0	4.91	22.0	25	12	22
PRE-ASG	1-0-0	0.73	12.1	6	1	14	5-5-9	4.61	70.1	68	36	66
POST-ASG	4-4-2	3.72	38.2	38	16	44	9-6-4	3.98	97.1	92	43	103
START	—	—	—	—	—	—	—	—	—	—	—	—
RELIEF	5-4-2	3.00	51.0	44	17	58	14-11-13	4.24	167.2	160	79	169
IN APRIL	0-0-0	0.00	3.0	0	0	3	0-3-2	9.92	16.1	23	18	17
MAY	—	—	—	—	—	—	1-0-2	1.46	12.1	7	2	12
JUNE	0-0-0	1.23	7.1	5	1	8	3-1-4	3.79	35.2	33	15	33
JULY	3-1-0	3.14	14.1	14	5	15	4-2-3	2.25	28.0	25	7	24
AUGUST	1-0-0	4.40	14.1	17	7	14	3-0-0	4.70	44.0	44	23	52
SEPT/OCT	1-3-2	3.00	12.0	8	4	18	3-5-2	4.02	31.1	28	14	31

## SHUEY'S GAME HIGHS

NO-HITTER: —; 1-HITTER: —; 2-HITTER: —; 3-HITTER: —; 4-HITTER: —; K's: 6, August 4, 1996 vs. Baltimore; **WINNING STREAK**: 4 games, May 20 thru September 14, 1997; **SAVE STREAK**: 5, May 24 thru June 19, 1994.

## SHUEY/ML FIELDING

YEAR	PCT	G	PO	A	E	TC	DP
1994	.000	14	0	0	0	0	0
1995	1.000	7	0	2	0	2	0
1996	1.000	42	3	5	0	8	1
1997	1.000	40	3	7	0	10	0
1998	.889	43	3	5	1	9	0
<b>Totals</b>	<b>.966</b>	<b>146</b>	<b>9</b>	<b>19</b>	<b>1</b>	<b>29</b>	<b>1</b>



John

**SMILEY****57**

**Age:** 34, born March 17, 1965  
in Phoenixville, PA

**Position:** Pitcher

**Bats:** L                      **Height:** 6-4

**Throws:** L                      **Weight:** 210

**ML Service:** 12 + 035

**Contract Status:** Signed thru 1999.

**Acquired:** July 31, 1997; Acquired from the Cincinnati Reds along with INF Jeff Branson in exchange for INF Damian Jackson, RHP Danny Graves, RHP Scott Winchester & LHP Jim Crowell.

### 1998 SEASON HIGHLIGHTS

- ◆ Veteran lefthander missed the entire 1998 season as continues to recover from a broken left arm (humerus bone), suffered on September 20, 1997 while warming in the bullpen prior to a scheduled start at Kansas City.
- ◆ Reported to spring training with the Tribe in mid-February and rehabbed the arm over the entire season in Cleveland, making periodic visits to Dr. James Andrews in Birmingham, AL... Was officially placed on the 15-day disabled list on March 24 (retro. to 3/22)... Was transferred to the 60-day disabled list on August 31... Tossed his last major league pitch in a game on August 30 vs. Chicago (NL) in Jacobs Field, tossing 5.0 innings (8H, 5R/ER) in the Tribe's 9-4 loss to the Cubs and Kevin Tapani... Was outrighted off the 40-man roster on November 11.

### PRO CAREER

**1997** Veteran lefthander was acquired by the Tribe prior to the trading deadline on 7/31 from the Cincinnati Reds and was limited to only 6 starts due to tendinitis then followed by a broken left arm... Season came to a sudden end on 9/20 while warming in the bullpen prior to a scheduled start with the Royals... Began the season with the Reds and started the season out slowly, posting a mark of 1-5 w/ a 8.19ERA in 6 April starts (29.2IP, 42H, 32R/27ER, 18BB, 19SO)... Made 1<sup>st</sup> Opening Day start of his career on April 1 vs. Colorado & earned victory in Reds' 11-4 win over Rockies... Walked a career-high 8 batters on 4/6 at Florida... Equaled his career-high w/11SO on 5/9 at San Diego... Was on the DL from 6/2-16 w/a strained left groin... Marked his 4th career stint on the DL at the big league level... Suffered 5-1 loss to the Indians at Jacobs Field on 6/17 (5.1IP, 9H, 5R/ER)... Enjoyed a superb July with the Reds going 4-0 w/a 3.18ERA in 5GS (34.0IP, 33H, 12R/ER, 1BB, 29SO) before the trade on 7/31... Won his first start with the Indians at Texas on 8/2 (7.0IP, 5H, 3R/ER), giving him season-high 5-game winning streak... Streak was snapped on 8/7 @TOR in his 2nd start with the Tribe... Allowed a season-high 3 homers to the Detroit Tigers on 8/13 (G1)... Lost his last 2 starts on the season, August 24 & 30, before being shutdown after his start vs. Chicago (NL) on 8/30 w/tendinitis in his left shoulder and elbow... MRI on 9/2 showed no significant damage to either area... Season ended prematurely on 9/20 in Kansas City when he broke the humerus bone in his left arm while warming up in the bullpen prior to his scheduled start vs. the Royals... Surgery was not performed and the bone was set and his arm was placed on a horizontal cast a week after the injury... Combined on the year he went 11-14 with a 5.31 ERA in 26 starts (154.1IP, 184H, 91ER, 41BB, 120SO)... **1996** Was the workhorse of the Cincinnati Reds pitching staff... Led the club in wins (13), starts (34), strikeouts (171) and innings pitched (217.1)... Finished the season at 13-14 but finished the season with a 5-7 record in the 2nd half with a 2.98 ERA in 16 starts (111.2IP, 37ER)... The 13 wins were the most for him since winning 16 for the Twins in 1992... Struck out 1000th batter of his major league career in his '96 debut vs. Montreal on 4/3... Best month of the season came in June when he posted a 4-1 record with a 2.72 ERA in 6 starts (39.2IP, 12ER)... Made only relief appearance on 7/7 at Chicago before the All-Star Break... Was his first relief appearance since 10/1/95 at Montreal... Recorded the 7th and 8th shutouts of his career in 1996... First came on 7/31 vs. Houston (4H, 7K) and a one-hit shutout on 9/22 at St. Louis (G2)... Was

the 3rd one-hitter of his career and the first by a Reds pitcher since 9/29/93 (Tim Lincecum)...Struck out a season-high 10 batters on 8/6 at San Francisco...Signed a three-year contract extension thru the 1999 season on 9/20...**1995** Enjoyed his finest season as a Red, going 12-5 w/a 3.46 ERA 27 outings (28G)...Tossed CG on 5/31 vs. Pittsburgh...Won 5 straight games to start the season (1st time in career at 5-0) and won 6 straight between 6/21-8/4...Was named an NL All-Star for the 2nd time in his career...Allowed a 2-run HR to Frank Thomas in the game at Texas...Won his 100th career game (10th of the season) on 7/28 at Los Angeles...Was on the 15-day DL from 8/22-9/6 with a strained left groin...Was only his 3rd stint on the DL at the major league level in his career and the first since '90...Struck out a career-high 11 batters in 7.0 innings on 9/22 at Philadelphia...Allowed only 39 walks in 176.2IP (1.99BB/9.0IP, 5th best ratio in NL)...Reds were 19-8 in his 27GS...Ranked 5th in the NL w/a .706 winning percentage...Made 1 start in the Division Series vs. LA (ND, 6.0IP, 9H, 2R) and went 0-0 w/a 3.60 ERA in 1 start vs. Atlanta in the NLCS (5.0IP, 5H, 2R/ER)...1994 Was well on his way to one of his best seasons until the players strike in August...Led the club in victories (11) and ranked 2nd in starts (24), innings (158.2) and strikeouts (112)...His 2.1 BB/9.0IP was the 9th best ratio in the NL and his 11 win were T10th....Lost six straight games between 5/13-6/8...Missed scheduled start of 6/13 at LA w/inflammation in the left shoulder...Won 5 straight starts between 6/18-7/25...1993 First season in Cincinnati ended on 7/3, when he went on the DL with a bone spur in his left elbow...Had arthroscopic surgery on 8/2 by Dr. Paul Liefeld in Pittsburgh to remove the spur...Was 0-5 over his first 7 starts then went 3-2 w/a 3.13 ERA over 6 starts between 5/13-6/7...First win as a Red was a CG, 5-hitter on 5/13 vs. San Diego...Last win of the season came on 6/7 vs. Montreal, a CG, 8-hitter...In the game he went 4-4 w/3 RBI and became the first Reds pitcher with 4 hits in a game since Danny Jackson in 1988...**1992** Was traded from Pittsburgh in Minnesota during spring training on 3/17 (his 27th birthday) for pitcher Denny Neagle and OF Midre Cummings...Was 0-2 w/a 6.84 ERA in his first month in the AL for the Twins, but went 4-1 w/a 3.79 ERA in May and was 4-0 w/a 1.34 ERA in June and was named AL Pitcher of the Month...Tossed his first SHO on 8/26 vs. Detroit in the 1-0 win (6-hitter)...Equaled a then career-high 10 strikeouts on 8/31 at Detroit...Became a free agent after the season and signed a four-year contract with the Reds...**1991** Went 20-8 w/a 3.08 ERA and finished 3rd in the balloting for the NL Cy Young Award behind ATL Tom Glavine & STL Lee Smith...Was first Pirate LHP since John Candelaria (20-5 in '77) to win 20 games...Tied Glavine for the league lead in wins and tied Cincinnati's Jose Rijo for the NL lead in winning % (.714)...Was 8-1 w/a 3.02 ERA thru 10 starts...Tossed 2nd career 1-hitter on 4/17 vs. New York...Struck out 10 batters in 7.2IP on 6/30 at Montreal...Named to the NL All-Star team for the first time in his career...Was 9-6 at the break and 11-2 in the 2nd half...Ended season w/a career-high 7 game winning streak, 8/14-10/6...Recorded 20th win on final day of season in 7-0 win over Montreal (7.0IP)...Ratio of 1.99BB/9.0IP was 4th best in the NL...**1990** Was 3-3 w/a 3.35 ERA in 7 starts before fracturing left hand and going on 15-day DL from 5/18-7/1...Went 6-7 w/a 5.21 ERA in 19 starts after his return...Pitched 2.0 scoreless innings in relief in the NLCS vs. Cincinnati...**1989** Tied teammate Doug Drabek for the club lead in CG (8) and strikeouts (123)...His 2.81 ERA ranked 7th in the NL...Allowed 3 ER or less in 22 of 28 starts...Won 5 straight games from 4/13-5/23...Pitched career-high 10.0 innings in 2-1 loss vs. SF on 7/6...Missed 3 starts, 8/22-9/16, due to inflammation in left elbow...Had arthroscopic surgery to remove bone chips from left elbow on 10/2...**1988** Became starter again and was 9-4 w/a 2.68 ERA in 17 starts prior to the All-Star Break and 4-7 w/a 4.02 ERA in 15 GS in the 2nd half...Tossed first career CG on 5/12 vs. Los Angeles...Pitched one-hitter for 2-1 win over Montreal on 6/3 (Wallach 3B in 4th inning)...Tossed 2-hitter on 9/21 at St. Louis for first ML shutout in 5-0 win...**1987** Led Pirate pitchers w/63 appearances, setting club rookie record in the process (Previous mark of 62G held by Diomedes Olivo in 1962)...Ranked 2nd among ML rookies in appearances behind TOR Jeff Musselmann (68)...First ML save came on 5/14 vs. San Diego...**1986** Spent his final season in the minor leagues...Was converted to reliever and was 1-3 w/a 2.23 ERA & 14 saves in 46 relief outings...T5th in the Carolina League in saves (14)...Struck out 93 in 90.0 innings...Limited opposing batters to a .194 average against (64-330), including a .174 mark as a reliever...CL Managers voted his fastball the league's best...Jumped from Class A to the majors when called to Pittsburgh on 9/1 and made ML debut that night at Cincinnati...Recorded first ML win in relief on 9/18 at Montreal...Opponents batted only .105 (4-38) and none of the 10 runners he inherited scored...**1985** Split season between Prince William and Macon, making 26 starts...**1984** Was 5-11 w/a 3.95 ERA in 21 games

(19GS) for Macon...Was on the DL from 4/27-5/27 w/a broken left hand...**1983** Began pro career at Bradenton after Pirates made him their 12th round selection in the '83 Amateur Draft.

**PERSONAL/MISC.**

Full name **JOHN PATRICK SMILEY**...Married, wife's name is Dana (11/6/93)...The couple has a son, Blaise (4/6/97), and a daughter, Dakota Brooke (11/3/94)...Resides in Baden, PA...Graduated in 1983 from Perkiomen Valley (PA) High School in Graterford, PA, where he played baseball, football and basketball...Enjoys hunting, karate and shooting pool.

CLUB	YEAR	W	L	ERA	G	GS	CG	SHO	SV	IP	H	R	ER	BB	SO
1984	Bradenton	3	4	5.92	12	12	0	0	0	65.1	69	45	*43	27	42
1984	Macon	5	11	3.95	21	19	2	0	1	130.0	119	73	57	41	73
1985	Prince William	2	2	5.14	10	10	0	0	0	56.0	64	36	32	27	45
	Macon	3	8	4.67	16	16	1	1	0	88.2	84	55	46	37	70
1986	Prince William	2	4	3.10	48	2	0	0	14	90.0	64	35	31	40	93
	Pittsburgh	1	0	3.86	12	0	0	0	0	11.2	4	6	5	4	9
1987	Pittsburgh	5	5	5.76	63	0	0	0	4	75.0	69	49	48	50	58
1988	Pittsburgh	13	11	3.25	34	32	5	1	0	205.0	185	81	74	46	129
1989	Pittsburgh	12	8	2.81	28	28	8	1	0	205.1	174	78	64	49	123
1990	Pittsburgh	9	10	4.64	26	25	2	0	0	149.1	161	83	77	36	86
1991	Pittsburgh	#20	8	3.08	33	32	2	1	0	207.2	194	78	71	44	129
1992	Minnesota	16	9	3.21	34	34	5	2	0	241.0	205	93	86	65	163
1993	Cincinnati	3	9	5.62	18	18	2	0	0	105.2	117	69	66	31	60
1994	Cincinnati	11	10	3.86	24	24	1	1	0	158.2	169	80	68	37	112
1995	Cincinnati	12	5	3.46	28	27	1	0	0	176.2	173	72	68	39	124
1996	Cincinnati	13	14	3.64	35	34	2	2	0	217.1	207	100	88	54	171
1997	Cincinnati	9	10	5.23	20	20	0	0	0	117.0	139	76	68	31	94
	CLEVELAND	2	4	5.54	6	6	0	0	0	37.1	45	23	23	10	26
1998	CLEVELAND	— INJURED - DID NOT PLAY —													
Minor Lg. Totals		15	29	4.37	107	59	3	1	15	430.0	400	244	209	172	323
CLEVELAND TOTALS		2	4	5.54	6	6	0	0	0	37.1	45	23	23	10	26
American League		18	13	3.52	40	40	5	2	0	278.1	250	116	109	75	189
National League		108	90	3.85	321	240	23	6	4	1629.1	1592	772	697	421	1095
M.L. TOTALS		126	103	3.80	361	280	28	8	4	1907.2	1842	888	806	496	1284

M.L. HRs ALLOWED: 1986-2; 1987-7; 1988-15; 1989-22; 1990-15; 1991-17; 1992-17; 1993-15; 1994-18; 1995-11; 1996-20; 1997-26. Total: 185.

1983 -Selected by the Pittsburgh Pirates in the 12th round of the June draft.

1992 -Acquired by the Minnesota Twins from the Pirates in exchange for Denny Neagle and Midre Cummings, March 17.

1992 - Signed as a free agent by the Cincinnati Reds, November 30.

1997 - Acquired by the Cleveland Indians, along with Jeff Branson, from the Reds in exchange for Damian Jackson, Danny Graves, Jim Crowell and Scott Winchester, July 31.

**SMILEY'S GAME HIGHS**

**NO-HITTER:** —; **1-HITTER:** 3, most recently on September 22, 1996 vs. St. Louis (G#2); **2-HITTER:** 2, most recently on May 2, 1994 at Chicago Cubs; **3-HITTER:** 4, most recently on July 22, 1993 vs. Cleveland; **4-HITTER:** 5, most recently on July 31, 1996 vs. Houston; **K's:** 11, twice, September 22, 1995 at Philadelphia and May 9, 1997 at San Diego; **WINNING STREAK:** 7 games, from August 14 thru October 6, 1991; **LAST CG:** September 22, 1996 vs. St. Louis (G#2); **LAST CG SHO:** September 22, 1996 vs. St. Louis (G#2).

**SMILEY/ML FIELDING**

YEAR	PCT	G	PO	A	E	TC	DP
1986	1.000	12	1	2	0	3	0
1987	1.000	63	7	9	0	16	2
1988	1.000	34	14	27	0	41	3
1989	.882	28	7	23	4	34	2
1990	.941	26	8	24	2	34	1
1991	.975	33	5	34	1	40	0
1992	1.000	34	4	35	0	39	2
1993	1.000	18	7	16	0	23	0
1994	.931	24	8	19	2	29	2
1995	1.000	28	3	27	0	30	3
1996	.946	35	6	29	2	37	1
1997	1.000	26	0	16	0	16	0
1998	—INJURED-DID NOT PLAY—						
<b>Totals</b>	<b>.968</b>	<b>361</b>	<b>70</b>	<b>261</b>	<b>11</b>	<b>342</b>	<b>16</b>

### ALL-STAR GAME RECORD

YEAR	CLUB	W	L	ERA	G	GS	CG	SHO	SV	IP	H	R	ER	BB	SO
1991	Pittsburgh	0	0	INF	1	0	0	0	0	0.0	1	1	1	0	0
1995	Cincinnati	0	0	9.00	1	0	0	0	0	2.0	2	2	2	0	0
<b>TOTALS</b>		<b>0</b>	<b>0</b>	<b>13.50</b>	<b>2</b>	<b>0</b>	<b>0</b>	<b>0</b>	<b>0</b>	<b>2.0</b>	<b>3</b>	<b>3</b>	<b>3</b>	<b>0</b>	<b>0</b>

### DIVISION SERIES RECORD

YEAR	CLUB	W	L	ERA	G	GS	CG	SHO	SV	IP	H	R	ER	BB	SO
1995	Cincinnati	0	0	3.00	1	1	0	0	0	6.0	9	2	2	0	1
1997	CLEVELAND	—INJURED - DID NOT PLAY—													

### CHAMPIONSHIP SERIES RECORD

YEAR	CLUB	W	L	ERA	G	GS	CG	SHO	SV	IP	H	R	ER	BB	SO
1990	Pittsburgh	0	0	0.00	1	0	0	0	0	2.0	2	0	0	0	0
1991	Pittsburgh	0	2	23.63	2	2	0	0	0	2.2	8	8	7	1	3
1995	Cincinnati	0	0	3.60	1	1	0	0	0	5.0	5	2	2	0	1
1997	CLEVELAND	—INJURED - DID NOT PLAY—													
<b>TOTALS</b>		<b>0</b>	<b>2</b>	<b>8.38</b>	<b>4</b>	<b>3</b>	<b>0</b>	<b>0</b>	<b>0</b>	<b>9.2</b>	<b>15</b>	<b>10</b>	<b>9</b>	<b>1</b>	<b>4</b>

### WORLD SERIES RECORD

YEAR	CLUB	W	L	ERA	G	GS	CG	SHO	SV	IP	H	R	ER	BB	SO
1997	CLEVELAND	—INJURED - DID NOT PLAY—													

### 1998

### CAREER

	W-L-S	ERA	IP	H	ER	SO	W-L-S	ERA	IP	H	ER	SO
SEASON	—	—	—	—	—	—	126-103-4	3.80	1907.2	1842	806	1284
HOME	—	—	—	—	—	—	64-52-1	3.64	920.0	849	372	610
ROAD	—	—	—	—	—	—	62-51-3	3.95	987.2	993	434	674
vs. Balt.	—	—	—	—	—	—	0-1-0	6.10	10.1	14	7	7
Bos.	—	—	—	—	—	—	1-0-0	0.64	14.0	8	1	5
N.Y.	—	—	—	—	—	—	2-0-0	1.72	15.2	10	3	11
T.B.	—	—	—	—	—	—	—	—	—	—	—	—
Tor.	—	—	—	—	—	—	1-2-0	4.67	27.0	29	14	19
A.L. EAST	—	—	—	—	—	—	4-3-0	3.36	67.0	61	25	42
vs. Chi	—	—	—	—	—	—	1-2-0	3.92	20.2	21	9	12
Cle.	—	—	—	—	—	—	3-1-0	4.34	29.0	32	14	19
Det.	—	—	—	—	—	—	1-2-0	4.72	28.2	31	15	28
K.C.	—	—	—	—	—	—	2-0-0	0.81	25.0	15	2	16
Minn.	—	—	—	—	—	—	—	—	—	—	—	—
A.L. CENTRAL	—	—	—	—	—	—	7-5-0	3.48	103.1	99	40	75
vs. Ana.	—	—	—	—	—	—	1-1-0	3.14	14.1	17	5	8
Oak.	—	—	—	—	—	—	1-3-0	4.96	32.2	30	18	26
Sea.	—	—	—	—	—	—	1-0-0	5.54	13.0	17	8	7
Tex	—	—	—	—	—	—	3-0-0	0.82	33.0	17	3	25
A.L. WEST	—	—	—	—	—	—	6-4-0	4.26	93.0	81	44	66
vs. Chi.	—	—	—	—	—	—	8-9-0	5.11	130.1	156	74	80
Cin.	—	—	—	—	—	—	5-0-1	2.91	58.2	54	19	39
Hou.	—	—	—	—	—	—	14-6-0	4.34	147.1	154	71	83
Milw.	—	—	—	—	—	—	1-1-0	5.87	15.1	10	10	9
Pitt.	—	—	—	—	—	—	5-6-0	5.14	77.0	100	44	59
St. L.	—	—	—	—	—	—	7-7-0	3.91	140.1	145	61	91
N.L. CENTRAL	—	—	—	—	—	—	40-29-1	4.41	569	619	279	370
PRE-ASG	—	—	—	—	—	—	76-57-2	3.84	1092	1068	466	742
POST-ASG	—	—	—	—	—	—	50-46-2	3.75	815.2	774	340	542
START	—	—	—	—	—	—	119-98-0	3.73	1814.1	1763	752	1215
RELIEF	—	—	—	—	—	—	7-5-4	5.30	93.1	79	55	69
IN APRIL	—	—	—	—	—	—	14-20-0	4.39	283.0	280	138	183
MAY	—	—	—	—	—	—	30-17-2	3.78	360.0	356	151	238
JUNE	—	—	—	—	—	—	24-15-0	3.69	326.2	324	134	238
JULY	—	—	—	—	—	—	22-18-1	3.44	366.0	329	140	258
AUGUST	—	—	—	—	—	—	18-16-1	3.91	301.2	306	131	188
SEPT/OCT	—	—	—	—	—	—	18-17-0	3.73	270.1	247	112	180



Steven

**SOLIZ****60****Age:** 28, born January 27, 1971 at Ventura, CA**Position:** Catcher**Bats:** R                      **Height:** 5-10**Throws:** R                      **Weight:** 180**ML Service:** 0 + 000**Contract Status:** Signed thru 1999.**Acquired:** Selected by the Indians in the 13th round of the 1993 June Draft.**1998 SEASON HIGHLIGHTS**

- ◆ Spent second straight season in Buffalo backing up Einar Diaz...Had an outstanding season behind the dish, throwing out 41.7% (15-36) of potential basestealers while compiling a fielding % of .984 (246TC, 4E)...Appeared in 39 games at catcher, making 34 starts on the year.
- ◆ Went 4 for 4 with a 2B & 2 RBI on June 7 at Norfolk...Hit .281 (9-32) with RISP and .246 (14-57) with runners on base...Hit .303 (10-33) off LHP with 2 RBI and .190 (15-79) off RHP with 7 RBI.
- ◆ Got majority of playing time in playoffs after Einar Diaz was called up to Cleveland at the end of August...He hit .190 (8-42) in the American Association playoffs with 3 RBI in 12 games.

**PRO CAREER**

**1997** Spent the entire season with the AAA Buffalo Bisons as Einar Diaz' back-up...Appeared in 60 games at catcher and 2 games as a pinch-hitter (0-2)...Made 49 starts at catcher for the Bisons...Lone homer came on 6/29 vs. Oklahoma City, a grand slam off Wilson Heredia...Registered a .974 (308TC, 8E) fielding percentage and threw out 15 of 69 runners attempting to steal off him (21.7%)...Did not appear in the American Association playoffs vs. Indianapolis and Iowa...**1996** Spent the entire season with the AA Canton-Akron Indians as Einar Diaz' back-up...Threw out a club-best 39.2% (20-51) of his runners attempting to steal off him...Made just 4 errors in 45 games behind the dish (.987, 311TC, 4E)...Hit .320 (8-25) in June with 1 HR & 4 RBI...He hit .299 (20-67) off LHP with 3 2B, 2 3B, and 10 RBI and was 2-6 (.333) with the bases loaded...**1995** Spent the season between AA Canton-Akron and a co-op with A Bakersfield of the California League...Placed on the disabled list at C-A on 4/15 with a lower back strain...Returned to the lineup on 4/22...Tossed out 16 of 30 (53.3%) of the runners while with the club...Sent to Bakersfield on 6/19 and spent the rest of the season with the Blaze...**1994** Began the year in Kinston where he hit .314 in May...Hit in 9 of 10 games from 5/7-25...Promoted to AA Canton-Akron on 7/17...On the season he threw out 28.7% (31-108) of the runners attempting to steal, 32.1% (27-84) at Kinston...**1993** Spent first season as a pro in Watertown of the New York-Penn League...Led NYPL catchers in games (52), putouts (367) and total chances (411)...Threw out 14 of 47 (29.8%) potential base stealers...Was the 363rd player taken (13th round) of the 1993 Amateur draft...Was signed by Dan Takaragawa.

**PERSONAL/MISC.**

Full name **STEVEN SOLIZ, JR.**...Single...Resides in Oxnard, CA...Graduate of Rio Mesa High School in Oxnard, CA in 1989 and played 4 years of baseball at Cal State-Los Angeles...Was a 3rd Team All-American at Cal State-LA, where he majored in Physical Education...Enjoys golfing, tennis, billiards, and fishing.



agent before the season started on 2/11...Began season being used mainly as a starter, 1-6, 7.54 ERA ...Moved to bullpen in June ...Had a 0.86 ERA, 15 saves in 41 relief appearances...Moved into closer role for good, 7/2... Did not allow an earned run the entire month of July, 3-0, 11.1 IP, 11 H, 12 SO, and did not allow an earned run from 6/17-8/23 (29.2 IP)...His 9 saves in August were tied for 2nd among all minor leaguers...Threw career-high 100.0 innings and struck out a career-high 79...Recalled by Cincinnati in September...Made lone ML appearance, 9/18 at PIT, facing one batter...**1995** Spent entire season with Charlotte (AAA) of the Marlins organization...**1994** Began season at Indianapolis...Recalled by Reds, 5/5, making 2 relief appearances before optioned back to AAA, 5/20...Recalled again on 5/23 and optioned back 5/29...Claimed off outright waivers by Florida on 8/4 and was assigned to Edmonton on 8/5...Won his Trappers debut 8/8 at Tacoma... Ranked 3rd among relievers with 1.51 BB per 9 IP...**1993** Began season at Indianapolis (AAA)... Recalled by CIN, 6/29... Optioned back to AAA, 7/1 and recalled again 7/2...Made ML debut 7/2 vs PIT(1), throwing 2 scoreless innings in relief...Earned 1st ML save 7/4 vs PIT (3.0 IP) and 1st ML win, 8/3 vs COL (1.0 IP)...Finished 3rd among relievers with 1.59 BB per 9 IP...**1992** Set Southern League record with 34 saves for Chattanooga...SL Rolands Relief Man Award winner (102 points); finished 5th in overall standings for all minor leaguers with 104 points (won a game for Cedar Rapids early in season)...Finished 2nd among relievers in SL allowing just 1.38 BB per 9 IP, 3rd with 53 games finished and tied for 3rd with 59 games... Selected to Topps/National Association All-Star team...Named SL co-MVP...SL All-Star (post-season)...**1991** First season at double-A...Led Chattanooga with 48 games pitched...**1990** Began season with Cedar Rapids (A)...Moved to Charleston (A) after 5 games...Finished tied for 5th in South Atlantic League with 17 saves...**1989** One of 3 pitchers combining for a no-hitter for Greensboro, 4/14 vs Gastonia...**1988** Selected by Cincinnati in 19th round of June draft...Began pro career with Billings.

**PERSONAL/MISC.**

Full name **JERRY CARL SPRADLIN**...Married, wife's name is Paulette...Resides in Anaheim, CA...He is a 1985 graduate of Katella High School (Anaheim, CA)...Jaret Wright graduated from Katella High School in 1994...Did not play baseball in high school...Attended Fullerton Junior College (CA), where he played one season of baseball...Hobbies: Music, playing drums and golf.

YEAR	CLUB	W	L	ERA	G	GS	CG	SHO	SV	IP	H	R	ER	BB	SO
1988	Billings	4	1	3.21	17	5	0	0	0	47.2	45	25	17	14	23
1989	Greensboro	7	2	2.76	42	1	0	0	2	94.2	88	35	29	23	56
1990	Cedar Rapids	0	1	3.00	5	0	0	0	0	12.0	13	8	4	5	6
	Charleston	3	4	2.54	43	1	1	0	17	74.1	74	23	21	17	39
1991	Chattanooga	7	3	3.09	48	1	0	0	4	96.0	95	38	33	32	73
1992	Cedar Rapids	1	0	7.71	1	0	0	0	0	2.1	5	2	2	0	4
	Chattanooga	3	3	1.38	59	0	0	0	*34	65.1	52	11	10	13	35
1993	Indianapolis	3	2	3.49	34	0	0	0	1	56.2	58	24	22	12	46
	Cincinnati	2	1	3.49	37	0	0	0	2	49.0	44	20	19	9	24
1994	Indianapolis	3	3	3.68	28	5	0	0	3	73.1	87	36	30	16	49
	Cincinnati	0	0	10.13	6	0	0	0	0	8.0	12	11	9	2	4
	Edmonton	1	0	2.53	6	0	0	0	1	10.2	12	3	3	4	3
1995	Charlotte	3	3	3.03	41	0	0	0	1	59.1	59	26	20	15	38
1996	Indianapolis	6	8	3.33	49	8	0	0	15	100.0	94	49	37	23	79
	Cincinnati	0	0	0.00	1	0	0	0	0	0.1	0	0	0	0	0
1997	Philadelphia	4	8	4.74	76	0	0	0	1	81.2	86	45	43	27	67
1998	Philadelphia	4	4	3.53	69	0	0	0	1	81.2	63	34	32	20	76
Minor Lg. Totals		41	30	2.96	373	21	1	0	78	692.1	682	280	228	174	451
CLEVELAND TOTALS		—	—	—	—	—	—	—	—	—	—	—	—	—	—
American League		—	—	—	—	—	—	—	—	—	—	—	—	—	—
National League		10	13	4.20	189	0	0	0	4	220.2	205	110	103	58	171
MAJOR LG. TOTALS		10	13	4.20	189	0	0	0	4	220.2	205	110	103	58	171

M.L. HRs ALLOWED: 1993-4; 1994-2; 1996-0; 1997-9; 1998-9.Total: 24.

1988 -Selected by the Cincinnati Reds in the 19th round of the June draft.

1994 -Claimed by the Florida Marlins off waivers, August 4.

1996 -Signed by the Cincinnati Reds as a minor league free agent, February 11.

1996 -Signed by the Philadelphia Phillies as a minor league free agent, December 5.

1998 -Acquired by the Cleveland Indians from the Phillies in exchange for Chad Ogea, November 13.

	1998						CAREER					
	W-L-S	ERA	IP	H	ER	SO	W-L-S	ERA	IP	H	ER	SO
SEASON	4-4-1	3.53	81.2	63	32	76	10-13-4	4.20	220.2	205	103	171
HOME	2-2-0	4.54	41.2	33	21	38	6-4-2	3.95	114.0	101	50	91
ROAD	2-2-1	2.47	40.0	30	11	38	4-9-2	4.47	106.2	104	53	80
vs. Balt.	0-0-0	2.45	3.2	3	1	4	0-1-0	11.81	5.1	6	7	5
Bos.	0-0-0	0.00	1.0	0	0	0	0-0-0	0.00	3.2	1	0	1
N.Y.	0-1-0	3.38	2.2	4	1	1	1-1-0	2.45	3.2	4	1	3
T.B.	0-0-0	0.00	1.0	0	0	1	0-0-0	0.00	1.0	0	0	1
Tor.	0-0-0	0.00	1.0	0	0	1	0-0-0	0.00	2.2	1	0	2
A.L. EAST	0-1-0	1.93	9.1	7	2	7	1-2-0	4.41	16.1	12	8	12
vs. Chi	—	—	—	—	—	—	—	—	—	—	—	—
Cle.	—	—	—	—	—	—	—	—	—	—	—	—
Det.	—	—	—	—	—	—	0-0-0	0.00	0.1	0	0	0
K.C.	—	—	—	—	—	—	—	—	—	—	—	—
Minn.	—	—	—	—	—	—	—	—	—	—	—	—
A.L. CENTRAL	—	—	—	—	—	—	0-0-0	0.00	0.1	0	0	0
vs. Ana.	—	—	—	—	—	—	—	—	—	—	—	—
Oak.	—	—	—	—	—	—	—	—	—	—	—	—
Sea.	—	—	—	—	—	—	—	—	—	—	—	—
Tex	—	—	—	—	—	—	—	—	—	—	—	—
A.L. WEST	—	—	—	—	—	—	—	—	—	—	—	—
vs. Chi.	1-1-0	6.00	6.0	5	4	8	1-1-2	4.85	13.0	13	7	11
Cin.	2-0-0	10.38	4.1	4	5	5	2-0-0	8.10	6.2	8	6	6
Hou.	0-0-0	0.00	6.0	2	0	2	1-0-0	2.21	20.1	12	5	7
Milw.	0-0-0	0.00	3.0	2	0	7	0-0-0	0.00	3.0	2	0	7
Pitt.	0-0-0	13.50	1.1	4	2	2	0-2-1	4.76	17.0	19	9	12
St. L.	0-1-0	3.38	5.1	7	2	3	1-1-0	4.63	11.2	14	6	9
N.L. CENTRAL	3-2-0	4.50	26.0	24	13	27	5-4-3	4.14	71.2	68	33	52
PRE-ASG	3-4-1	3.92	43.2	33	19	37	4-8-2	4.73	102.2	90	54	80
POST-ASG	1-0-0	3.08	38.0	30	13	39	6-5-2	3.74	118.0	115	49	91
START	—	—	—	—	—	—	—	—	—	—	—	—
RELIEF	4-4-1	3.53	81.2	63	32	76	10-13-4	4.20	220.2	205	103	171
IN APRIL	2-1-0	5.40	15.0	11	9	10	2-2-0	4.28	27.1	17	13	18
MAY	0-1-1	2.70	13.0	10	4	11	1-1-1	5.12	31.2	34	18	26
JUNE	1-1-0	3.21	14.0	8	5	15	1-3-0	3.60	30.0	22	12	30
JULY	0-1-0	2.19	12.1	14	3	12	0-4-2	5.19	43.1	47	25	32
AUGUST	0-0-0	3.24	16.2	11	6	12	3-1-0	3.86	51.1	44	22	32
SEPT/OCT	1-0-0	4.22	10.2	9	5	16	3-2-1	3.16	37.0	41	13	33

**SPRADLIN'S GAME HIGHS**

**NO-HITTER:** —; **1-HITTER:** —; **2-HITTER:** —; **3-HITTER:** —; **4-HITTER:** —; **K's:** 7, September 5, 1998 at Milwaukee; **WINNING STREAK:** 2 games, three times, last in 1998; **LOSING STREAK:** 5 games, June 6 - July 22, 1997; **SCORELESS STREAK:** 12.2 IP, August 19-September 11, 1997.

**SPRADLIN/ML FIELDING**

YEAR	PCT	G	PO	A	E	TC	DP
1993	1.000	37	2	2	0	4	0
1994	1.000	6	1	1	0	2	0
1996	.000	1	0	0	0	0	0
1997	1.000	76	9	2	0	11	0
1998	1.000	69	8	8	0	16	1
<b>Totals</b>	<b>1.000</b>	<b>189</b>	<b>20</b>	<b>13</b>	<b>0</b>	<b>33</b>	<b>1</b>



Dave

**STEVENS****33****Age:** 29, born March 4, 1970 in Fullerton, CA**Position:** Pitcher**Bats:** R                      **Height:** 6-3**Throws:** R                      **Weight:** 215**ML Service:** 3 + 139**Contract Status:** Signed thru 1999.

**Acquired:** January 26, 1999; Signed by the Cleveland Indians to a minor league contract.

### 1998 SEASON HIGHLIGHTS

- ◆ Dave split the season between Iowa (AAA) and the Cubs, pitching in 57 overall affairs ... Began the season at AAA Iowa and spent two and a half months there before having his contract purchased from Iowa on June 20 and spent the remainder of the season in the big leagues with the Cubs.
- ◆ Recorded his first victory as a Cub on July 5 vs. Pittsburgh (7-6) and pitched a season-high 3.2 innings on August 7 at St. Louis, striking out a career-high 5 batters ... During another 3.2-inning relief stint on September 12 against Milwaukee, he picked up his first major league hit—a single off Rafael Roque ... With the Cubs he allowed 16 runs in 20.0 innings in his final 14 outings after giving up runs in only 2 of his previous 17 outings.
- ◆ In 26 relief outings at Iowa, he was 4-1 with 2 saves and a 3.08 ERA ... He held Pacific Coast League hitters to a .225 (41-182) average against while yielding 2 homers in 49.2 innings ... RH hitters hit .246 (30-122) with 1 HR and LH hitters hit .183 (11-60) with 1 HR.
- ◆ At the big league level, major league hitters hit .288 (42-146) with 6 HR allowed ... LH hitters hit .352 (19-54) with 2 HR & RH hitters hit .250 (23-92) with 4 HR ... Was eligible for the division series vs. Atlanta, but was not on the playoff roster.

### PRO CAREER

**1997** Dave pitched for the Cubs, Minnesota and both organization's Triple-A affiliates ... Dave opened the year with Minnesota's Salt Lake (AAA) affiliate and was used primarily as a starter—the first time he was utilized in that role since 1993 ... Made 14 starts in his 16 Salt Lake outings and went 9-3 with a 4.30 ERA ... Threw his fifth career complete game on 6/13 against Calgary ... He was recalled by Minnesota on 6/24 ... Made his first 6 M.L. starts, going 1-3 with a 9.00 ERA ... Picked up his first win as a starter on 7/4, working the first 5.0 innings of the Twins' 13-1 victory at Milwaukee ... Was claimed off outright waivers by the Cubs on 7/31 and was assigned to Iowa ... Was recalled by the Cubs on 8/25, pitching in 10 games and going 0-2 with a 9.64 ERA ... **1996** Began the season as Minnesota's closer and made 49 relief appearances for the club, going 3-3 with a team-high 11 saves (in 16 chances) ... Converted his first 5 save chances, 4/1-4/23 ... Was on the disabled list, 5/30-6/21, with an irritated ulnar nerve in his right elbow ... In his first 9 appearances after coming off the DL, he did not allow a run ... After giving up 8 runs over a 3-game stretch, 7/12-18, he was taken out of the closer's role ... Went back on the disabled list on 7/21-8/9 with a broken right thumb after punching visiting dugout phone on 7/20 in Jacobs Field after a 6-5 Cleveland win ... **1995** Spent his first full campaign in the majors, going 5-4 with 10 saves in 56 outings ... Won his first 3 decisions to extend his personal-best victory streak to 6 games (7/23/94-6/21/95) ... Converted his first 7 save opportunities after inheriting the closer's role when Rick Aguilera was traded to Boston on 7/6 ... Over a 10-outing span, from 7/5-7/27, he pitched 8.2 shutout innings and earned his first 4 M.L. saves ... His first save took place on 7/6 vs. Boston when he retired the only batter he faced in a 6-4 win ... **1994** Saw his first big league action, going 5-2 in 24 relief appearances for the Twins ... Was called up to the majors for the first time on 5/20 and made his debut that night against Boston, pitching a perfect inning ... Picked up his first M.L. win on 6/10 vs. the White Sox, working 1.1 innings in an 8-6 victory

... Pitched 5.1 innings — his longest career relief outing — on 7/23 at Milwaukee ... **1993** Spent the season in the Cubs' farm system and combined to go 10-1 in 11 starts for Orlando (AA) and 24 relief appearances for Iowa ... After opening the year at Orlando, he went on the disabled list, 4/8-5/20 with shin splints in both legs ... Was promoted to Iowa on 7/14, where he was used exclusively as a reliever for the first time during his pro career ... Was traded to Minnesota with C Matt Walbeck for P Willie Banks after the season on 11/24/93 ... **1992** Pitched in a full-season league for the first time, going 9-13 with a 3.91 ERA in 26 starts for Charlotte, NC (AA) ... **1991** Made 9 starts for Geneva (A) and was 2-3 with a 2.85 ERA ... Struck out 44 batters in 47.1 innings ... Was on the disabled list from 6/17-7/4 due to a sore right shoulder ... **1990** Made his professional debut at Huntington (Rookie), where he was 2-4 with a 4.61 ERA in 13 games (11 starts) ... Pitched 5.0 perfect innings in his pro debut on 6/21 vs. Princeton.

### PERSONAL/MISC.

Full name **DAVID JAMES STEVENS**... Dave and his wife, Anita, reside in Yorba Linda, CA, during the off-season... Graduated from La Habra (CA) High School in 1989, where he played baseball, basketball and football... Attended Fullerton (CA) Junior College for one year... Selected by Cubs in 20th round of 1989 draft (signed by scout Gene Handley)... Enjoys golfing and fishing.

YEAR	CLUB	W	L	ERA	G	GS	CG	SHO	SV	IP	H	R	ER	BB	SO
1990	Huntington	2	4	4.61	13	11	0	0	0	56.2	48	44	29	47	55
1991	Geneva	2	3	2.85	9	9	1	0	0	47.1	49	20	15	14	44
1992	Charlotte	9	13	3.91	26	26	2	0	0	149.2	147	79	65	53	89
1993	Orlando	6	1	4.22	11	11	1	1	0	70.1	69	36	33	35	49
	Iowa	4	0	4.19	24	0	0	0	4	34.1	24	16	16	14	29
1994	Salt Lake	6	2	1.67	23	0	0	0	3	43.0	41	13	8	16	30
	Minnesota	5	2	6.80	24	0	0	0	0	45.0	55	35	34	23	24
1995	Minnesota	5	4	5.07	56	0	0	0	10	65.2	74	40	37	32	47
1996	Minnesota	3	3	4.66	49	0	0	0	11	58.0	58	31	30	25	29
1997	Salt Lake	9	3	4.30	16	14	1	0	0	90.0	93	52	43	31	71
	Minnesota	1	3	9.00	6	6	0	0	0	23.0	41	23	23	17	16
	Iowa	1	1	4.70	6	0	0	0	1	7.2	8	4	4	5	8
	Chicago (NL)	0	2	9.64	10	0	0	0	0	9.1	13	11	10	9	13
1988	Iowa	4	1	3.08	26	0	0	0	2	49.2	41	19	17	16	39
	Chicago (NL)	1	2	4.74	31	0	0	0	0	38.0	42	20	20	17	31
Minor Lg. Totals		43	28	3.77	154	71	5	1	10	548.2	520	283	230	231	414
CLEVELAND TOTALS		—	—	—	—	—	—	—	—	—	—	—	—	—	—
American League		14	12	5.82	135	6	0	0	21	191.2	228	129	124	97	116
National League		1	4	5.70	41	0	0	0	0	47.1	55	31	30	26	44
<b>MAJOR LG. TOTALS</b>		<b>15</b>	<b>16</b>	<b>5.80</b>	<b>176</b>	<b>6</b>	<b>0</b>	<b>0</b>	<b>21</b>	<b>239.0</b>	<b>283</b>	<b>160</b>	<b>154</b>	<b>123</b>	<b>160</b>

M.L. HRs ALLOWED: 1994 - 6; 1995 - 14; 1996-12; 1997-8; 1998-6. Total: 46.

1989 -Selected by the Chicago Cubs in the 20th round of the June draft.

1993 -Acquired by the Minnesota Twins, along with Matt Walbeck, from the Cubs in exchange for Willie Banks, November 24.

1997 -Claimed on waivers by the Cubs, July 31.

1999 -Signed by the Cleveland Indians as a minor league free agent, January 26.

STEVENS (continued)

	1998						CAREER					
	W-L-S	ERA	IP	H	ER	SO	W-L-S	ERA	IP	H	ER	SO
SEASON	1-2-0	4.74	38.0	42	20	31	15-16-21	5.80	239.0	283	154	160
HOME	1-0-0	5.49	19.2	19	12	18	9-8-10	7.52	125.2	161	105	88
ROAD	0-2-0	3.93	18.1	23	8	13	6-8-11	3.89	113.1	122	49	72
vs. Balt.	—	—	—	—	—	—	1-0-3	2.61	10.1	9	3	6
Bos.	—	—	—	—	—	—	2-0-4	0.87	10.1	8	1	5
N.Y.	—	—	—	—	—	—	1-0-0	6.52	9.2	16	7	5
T.B.	—	—	—	—	—	—	—	—	—	—	—	—
Tor.	—	—	—	—	—	—	0-0-2	6.30	10.0	9	7	6
A.L. EAST	—	—	—	—	—	—	4-0-9	4.02	40.1	42	18	22
vs. Chi	—	—	—	—	—	—	1-2-2	7.83	23.0	35	20	13
Cle.	0-0-0	0	0.2	0	0	0	0-4-2	7.40	24.1	31	20	14
Det.	0-0-0	0	1.1	2	0	2	0-1-1	9.28	10.2	16	11	7
K.C.	0-0-0	0	0.2	0	0	0	3-1-1	5.82	17.0	23	11	13
Minn.	—	—	—	—	—	—	0-1-0	6.75	1.10	4	1	0
A.L. CENTRAL	0-0-0	0	2.2	2	0	2	4-9-6	7.43	76.1	109	63	47
vs. Ana.	—	—	—	—	—	—	2-0-1	3.38	16.0	16	6	13
Oak.	—	—	—	—	—	—	2-1-2	5.89	18.1	20	12	17
Sea.	—	—	—	—	—	—	0-1-3	10.24	9.20	12	11	2
Tex	—	—	—	—	—	—	0-1-0	3.18	17.0	12	6	8
A.L. WEST	—	—	—	—	—	—	4-3-6	5.16	61.0	60	35	40
vs. Chi.	—	—	—	—	—	—	—	—	—	—	—	—
Cin.	0-0-0	6.75	1.1	2	1	1	0-0-0	3.86	2.10	2	1	3
Hou.	0-0-0	5.40	5	5	3	3	0-0-0	10.80	5.0	6	6	3
Milw.	0-0-0	7.36	7.1	9	6	4	2-0-0	4.76	28.1	34	15	15
Pitt.	1-1-0	4.50	2	2	1	2	1-1-0	4.50	2.0	2	1	2
St. L.	0-1-0	14.73	3.2	9	6	5	0-1-0	8.53	6.1	10	6	10
N.L. CENTRAL	1-2-0	7.91	19.1	27	17	15	3-2-0	5.93	44.0	54	29	33
PRE-ASG	1-0-0	0.00	5.1	3	0	6	8-4-12	5.97	107.0	129	71	75
POST-ASG	0-2-0	5.51	32.2	39	20	25	7-12-9	5.66	132.0	154	83	85
START	—	—	—	—	—	—	1-3-0	9.00	23.0	41	23	16
RELIEF	1-2-0	4.74	38	42	20	31	14-13-21	5.46	216.0	242	131	144
IN APRIL	—	—	—	—	—	—	1-0-5	5.56	11.1	16	7	5
MAY	—	—	—	—	—	—	2-0-4	5.75	36.0	39	23	24
JUNE	0-0-0	0	4.1	3	0	4	3-4-1	6.59	42.1	56	31	34
JULY	1-0-0	3.27	11	8	4	10	3-3-5	5.70	60.0	60	38	38
AUGUST	0-1-0	4.96	16.1	20	9	13	2-6-4	6.08	47.1	64	32	31
SEPT/OCT	0-1-0	9.95	6.1	11	7	4	4-3-2	4.93	42.0	48	23	28

STEVENS' GAME HIGHS

**NO-HITTER:** —; **1-HITTER:** —; **2-HITTER:** —; **3-HITTER:** —; **4-HITTER:** —; **K's (starter):** 4, three times, last on July 4, 1997 at Oakland; **K's (reliever):** 5, August 7, 1998 at St. Louis; **WINNING STREAK:** 6 games, from July 23, 1994 to June 21, 1995; **LAST SAVE:** July 3, 1996 at Chicago (AL).

STEVENS/ML FIELDING

YEAR	PCT	G	PO	A	E	TC	DP
1994	1.000	24	2	5	0	7	0
1995	.941	56	9	7	1	17	1
1996	1.000	49	7	6	0	13	0
1997	1.000	16	3	1	0	4	0
1998	1.000	31	1	1	0	2	0
<b>Totals</b>	<b>.977</b>	<b>176</b>	<b>22</b>	<b>20</b>	<b>1</b>	<b>43</b>	<b>1</b>



Dave

**TELGHEDER****54**

**Age:** 32, born November 11, 1966  
at Middletown, NY

**Position:** Pitcher

**Bats:** R                      **Height:** 6-3

**Throws:** R                      **Weight:** 223

**ML Service:** 3 + 076

**Contract Status:** Signed thru 1999.

**Acquired:** January 5, 1999; Signed by the Cleveland Indians to a minor league contract

### 1998 SEASON HIGHLIGHTS

- ◆ Was limited to just 36.0 innings at Triple A and in the big leagues after tearing the anterior cruciate ligament in his right knee on June 2... Was spring invitee with the A's and began the season at AAA Edmonton and went 1-2 with a 7.31 ERA in 3 starts before his contract was purchased by Oakland on April 28.
- ◆ Made his 1998 major league debut on April 28 at Tampa Bay and had a no decision in Oakland's 4-3 win (3.1IP)... Made his 2<sup>nd</sup> start of the season on May 3 vs. Toronto and took the loss... Moved to the bullpen where he made 6 appearances before tearing ligaments in his knee at Minnesota on June 2 attempting to field a ground ball... Was placed on the disabled list on June 3 and transferred to the 60-day disabled list on June 23 after season ending surgery on his right knee on 6/22.
- ◆ Held ML hitters to a .235 (19-81) with 4 HR... LH hitters to a .275 (11-40) with 4 HR and RH hitters hit just .195 (8-41) with 0 HR... In his 6 relief appearances he posted a 1.69 ERA (10.2IP, 2ER)... Has just one career error in 81 games (74 chances, .986 percentage)

### PRO CAREER

**1997** Made a career high 19 starts and, except for a two and a half month stint on the disabled list, was a member of the A's starting rotation all year... Pitched 100 innings for the first time in his career (101.0) and also struck out a career high 55... Began the season as the A's fifth starter and made a relief appearance in the A's second game of the season, tossing three scoreless innings on 4/3 against Cleveland... Then started each of his last 19 contests... Had a no decision in his first start, tossing 7.2 scoreless innings on 4/6 vs. New York, and combined with Groom, Acre and Taylor on the A's only shutout of the year, a 3-0 victory... Extended his scoreless streak dating back to 9/24/96 to 18.0 innings... Had nine no decisions in 1997 and the A's were 8-1 in those games... Picked up his first win in the A's 7-3 victory on 5/21 at Texas and struckout a career high eight in 7.1 innings... Had a 7.71 ERA in May and missed his first June start with a blister on his right middle finger... Returned to start and win the A's first inter-league game on 6/12 against Los Angeles... Walked two batters or fewer in 12 of his 19 starts and 23 of his 33 career starts with the A's... Had a no decision and a loss in his next two starts before going on the D.L. 6/24 because of the blister... Was later diagnosed with a strained right elbow and was transferred to the 60-day DL on 7/16... Activated on 9/8 and made five starts in September, posting a 2-2 record and a 6.20 ERA... Allowed a .226 (12 for 53) average with RISP and two outs and has a mark of .182 (16 for 88) in that situation in two years with the A's... Did not commit an error in 33 chances, ninth most by all A.L. pitchers w/o an error... **1996** Signed with the A's on 11/21/95 after the '95 campaign... Began the season in the Edmonton starting rotation but finished it in the A's rotation... Was 7-3 with a 2.89 ERA over his final 12 starts at Edmonton and then made one appearance at Modesto while Edmonton was in its All-Star Break... Was brought up to Oakland on 7/15 and started that night vs. Seattle... Picked up his first AL win on 8/4 vs. Milwaukee... Tossed his first career complete game and shutout on 9/10 at Minnesota... Allowed just three hits and struck out 7... Tied an A's record by allowing 5 HR in a loss at Seattle on 9/21, tying a major league record by allowing 4 in the 3<sup>rd</sup> inning along... Closed out the season with 6.2 shutout innings and a win against the Mariners on 9/27... Opponents hit

.292 off Dave, but that average dropped to .187 with RISP and .114 with RISP and two outs...**1995** Was recalled from Norfolk of the International League on 8/5...First two outings with the Mets were in relief but was used as a starter in four of his last five outings...Struckout a then-career high seven on 8/23 vs. SF...Picked up the win in a start vs. Philadelphia on 9/16 and was 2 for 2 at the plate with his first major league RBI...**1994** Was on the Mets opening day roster but was optioned to Norfolk on 4/25 after six relief outings...Finished the year in the International League where he ranked 6th with a 3.40 ERA...Tossed a pair of nine inning shutouts, a two-hitter against Rochester on 6/14 and a four-hitter against Pawtucket on 6/24...**1993** Made his major league debut with the Mets and had the best winning % (.750) on the staff...Recalled from Norfolk on 6/11 and went 3-2 with a 5.77 ERA in 11 appearances, four starts, before being sent back down on 7/28...Returned to New York on 8/4 and spent the remainder of the season with the Mets...Made his major league debut on 6/12 and struckout the first two batters he faced in a scoreless inning of relief...First win came in his first start on 6/21 vs. Montreal (5.0IP, 5H, 2ER, 3BB, 1SO)...Doubled off Brian Barnes vs. Montreal in his first major league at bat on 6/21...**1992** Pitched the entire season at AAA Tidewater...Tossed a nine inning no-hitter to defeat Pawtucket 1-0 on 5/15...Walked three and struckout seven...Earned IL Player of the Week honors for the feat...Finished tied for second in the IL in games started (27) and shutouts (2), was third in walks per nine innings (1.92) and fifth in innings pitched (169.0)...**1991** Played for Williamsport of the AA Eastern League...Led the team and ranked second in the league with 13 wins...**1990** Had a combined 18-7 record after posting nine wins at both A Columbia of the South Atlantic League and A St. Lucie of the Florida State League...Was the third winningest pitcher in the minors...Ranked second among starters in each league in walks per nine innings ratio with a 0.91 average in the SAL and 1.31 in the FSL..**1989** Began his career with Pittsfield of the New York-Penn League after the Mets made him their 31<sup>st</sup> round pick...Was 5-3 with a pair of saves and a 2.45 ERA in 13 games, seven starts.

**PERSONAL/MISC.**

Full name **DAVID WILLIAM TELGHEDER**...Married, wife's name is Barbara...Resides in Westtown, New York...Graduated from Minisink Valley High School in Slate Hill, NY in 1985...Graduated from the University of Massachusetts, Amherst in 1989.

YEAR	CLUB	W	L	ERA	G	GS	CG	SHO	SV	IP	H	R	ER	BB	SO
1989	Pittsfield	5	3	2.45	13	7	4	1	2	58.2	43	18	16	9	65
1990	Columbia	9	3	1.54	14	13	5	1	0	99.1	79	22	17	10	81
	St. Lucie	9	4	3.00	14	14	3	0	0	96.0	84	38	32	14	77
1991	Williamsport	#13	11	3.60	28	26	1	0	0	167.2	185	81	67	33	90
1992	Tidewater	6*	14	4.21	28	27	3	2	0	169.0	173	87	79	36	118
1993	Norfolk	7	3	2.95	13	12	0	0	1	76.1	81	29	25	19	52
	New York (NL)	6	2	4.76	24	7	0	0	0	75.2	82	40	40	21	35
1994	New York (NL)	0	1	7.20	6	0	0	0	0	10.0	11	8	8	8	4
	Norfolk	8	10	3.40	23	23	3	2	0	158.2	156	65	60	26	83
1995	Norfolk	5	4	2.24	29	11	0	0	3	92.1	77	34	23	8	75
	New York (NL)	1	2	5.61	7	4	0	0	0	25.2	34	18	16	7	16
1996	Modesto	1	0	1.50	1	1	0	0	0	6.0	4	3	1	1	3
	Edmonton	8	6	4.17	17	17	1	0	0	101.1	102	53	47	23	59
	Oakland	4	7	4.65	16	14	1	1	0	79.1	92	42	41	26	43
1997	Modesto	0	0	3.38	2	2	0	0	0	5.1	3	2	2	2	4
	Oakland	4	6	6.06	20	19	0	0	0	101.0	134	71	68	35	55
1998	Edmonton	1	2	7.31	3	3	0	0	0	16.0	26	14	13	3	9
	Oakland	0	1	3.60	8	2	0	0	0	20.0	19	12	8	6	5
Minor Lg. Totals		72	60	3.28	185	156	20	1	6	1046.2	1013	446	382	184	716
<b>CLEVELAND TOTALS</b>															
<b>American League</b>		8	14	5.26	44	35	1	1	0	200.1	245	125	117	67	103
<b>National League</b>		7	5	5.17	37	11	0	0	0	111.1	127	66	64	36	55
<b>M. L. TOTALS</b>		15	19	5.23	81	46	1	1	0	311.2	372	191	181	103	158

M.L. HRs ALLOWED: 1993-10; 1994-2; 1995-4; 1996-12; 1997-15; 1998-4. Total: 47.

1989 -Selected by the New York Mets in the 31st round of the June draft.

1995 -Signed by the Oakland Athletics as a free agent, November 21.

1999 -Signed by the Cleveland Indians as a minor league free agent, January 5.

	1998						CAREER					
	W-L-S	ERA	IP	H	ER	SO	W-L-S	ERA	IP	H	ER	SO
SEASON	0-1-0	3.60	20.0	19	8	5	15-19-0	5.23	311.2	372	181	158
HOME	0-1-0	3.09	11.2	8	4	3	9-10-0	5.19	144.0	167	83	67
ROAD	0-0-0	4.32	8.1	11	4	2	6-9-0	5.26	167.2	205	98	91
vs. Balt.	0-0-0	0.00	4.2	3	0	1	0-0-0	0.00	4.2	3	0	1
Bos.	—	—	—	—	—	—	1-0-0	0.00	9.0	8	0	6
N.Y.	—	—	—	—	—	—	0-3-0	4.91	22.0	27	12	7
T.B.	0-0-0	5.40	3.1	3	2	1	0-0-0	5.40	3.1	3	2	1
Tor.	0-1-0	6.00	6.0	5	4	1	0-2-0	7.04	15.1	22	12	7
A.L. EAST	0-1-0	3.86	14.0	11	6	3	1-5-0	4.31	54.1	63	26	22
vs. Chi	—	—	—	—	—	—	0-1-0	4.97	12.2	16	7	4
Cle.	—	—	—	—	—	—	0-1-0	6.16	19.0	24	13	8
Det.	0-0-0	0.00	2.0	0	0	1	1-0-0	4.38	12.1	13	6	6
K.C.	0-0-0	6.75	1.1	2	1	0	0-0-0	2.16	8.1	8	2	0
Minn.	0-0-0	5.40	1.2	5	1	0	1-2-0	6.33	21.1	32	15	11
A.L. CENTRAL	0-0-0	3.60	5.0	7	2	1	2-4-0	5.24	73.2	93	43	29
vs. Ana.	0-0-0	0.00	1.0	1	0	1	1-0-0	1.50	6.0	5	1	4
Oak.	—	—	—	—	—	—	—	—	—	—	—	—
Sea.	—	—	—	—	—	—	1-3-0	6.39	25.1	33	18	16
Tex	—	—	—	—	—	—	1-1-0	6.75	16.0	22	12	12
A.L. WEST	0-0-0	0.00	1.0	1	0	1	3-4-0	5.89	47.1	60	31	32
vs. Chi.	—	—	—	—	—	—	0-0-0	13.50	3.1	7	5	3
Cin.	—	—	—	—	—	—	0-0-0	4.50	4.0	4	2	4
Hou.	—	—	—	—	—	—	0-0-0	6.52	9.2	10	7	6
Milw.	—	—	—	—	—	—	1-1-0	7.24	13.2	16	11	9
Pitt.	—	—	—	—	—	—	1-0-0	3.38	8.0	7	3	6
St. L.	—	—	—	—	—	—	0-0-0	0.00	1.0	0	0	0
N.L. CENTRAL	—	—	—	—	—	—	2-1-0	6.35	39.2	44	28	28
PRE-ASG	0-1-0	3.60	20.0	19	8	5	5-7-0	5.69	137.2	167	87	63
POST-ASG	—	—	—	—	—	—	10-12-0	4.86	174.0	205	94	95
START	0-1-0	5.79	9.1	8	6	2	14-18-0	5.39	250.1	309	150	129
RELIEF	0-0-0	1.69	10.2	11	2	3	1-1-0	4.55	61.1	63	31	29
IN APRIL	0-0-0	5.40	3.1	3	2	1	0-2-0	4.94	47.1	56	26	20
MAY	0-1-0	3.00	15.0	11	5	4	1-3-0	6.15	45.1	51	31	20
JUNE	0-0-0	5.40	1.2	5	1	0	3-1-0	5.18	33.0	40	19	20
JULY	—	—	—	—	—	—	1-4-0	5.11	44.0	62	25	19
AUGUST	—	—	—	—	—	—	2-4-0	5.62	57.2	70	36	34
SEPT/OCT	—	—	—	—	—	—	8-5-0	4.70	84.1	93	44	45

## TELGHEDER'S GAME HIGHS

**NO-HITTER:** —; **1-HITTER:** —; **2-HITTER:** —; **3-HITTER:** 1, September 10, 1996 at Minnesota; **4-HITTER:** —; **K's (starter):** 8, May 21, 1997 at Texas; **K's (reliever):** 3, two times, last on September 4, 1993 at Chicago (NL); **WINNING STREAK:** 3 games, twice, last time Sept. 21-Oct. 1, 1993; **ONLY CG, SHO:** September 10, 1996 at Minnesota.

## TELGHEDER/ML FIELDING

YEAR	PCT	G	PO	A	E	TC	DP
1993	1.000	24	4	9	0	13	0
1994	.000	6	0	0	1	1	0
1995	1.000	7	2	6	0	8	0
1996	1.000	16	3	14	0	17	1
1997	1.000	20	9	24	0	33	4
1998	1.000	8	0	2	0	2	0
<b>Totals</b>	<b>.986</b>	<b>81</b>	<b>18</b>	<b>55</b>	<b>1</b>	<b>74</b>	<b>5</b>



Jim

**THOME**

**25**

**Age:** 28, born August 27, 1970 in Peoria, IL

**Position:** First Base

**Bats:** L                      **Height:** 6-4

**Throws:** R                      **Weight:** 225

**ML Service:** 6 + 042

**Contract Status:** Signed thru 2001 with a club option for 2002.

**Acquired:** Indians 13th round selection in the 1989 June Draft.

### 1998 SEASON HIGHLIGHTS

- ◆ Was the Tribe's most consistent offensive force in 1998 before breaking his hand in August, forcing him on the disabled list for 35 games...Broke the 5<sup>th</sup> metacarpal in his right hand (non-displaced fracture) on August 7 in Tampa after being hit by a Wilson Alvarez pitch to lead off the 7<sup>th</sup> inning...He missed 6 weeks after officially being put on the 15-day DL on August 8...Despite stint on DL he garnered one 10<sup>th</sup> place vote in the AL MVP voting to put him in a tie for 21<sup>st</sup> place and became the first left-handed hitter in franchise history to hit 30HR in 3 straight seasons.
- ◆ At the time of the injury he was hitting .303 (121-399) with 33 2B, 2 3B, 29 HR & 82 RBI in 111 games and ranked in the top 10 in nine different categories, including 3<sup>rd</sup> in the AL in doubles (29), 7<sup>th</sup> in HR (29) and 3<sup>rd</sup> in extra base hits (64)...Was on pace for 42 HR & 118 RBI at the time of the injury...It marked Jimmy's 3<sup>rd</sup> career stint on the disabled list at the major league level, his first since May of 1992.
- ◆ Was activated from the DL on Sept. 16 and HR'd in his first at bat back in the 1<sup>st</sup> inning that night off Minnesota's Bob Tewksbury...Hit .195 (8-41) with 1 2B, 1 HR & 3 RBI in 12 games (9BB) back from the injury thru the end of the year and was 1 for his last 13...Finished the 2<sup>nd</sup> half hitting .221 (30-136) with 5 2B, 1 3B, 7 HR & 12 RBI in 40 games...Hit .094 (3-32) with runners in scoring position in the 2<sup>nd</sup> half and hit just .221 (34-154) from July 1<sup>st</sup> thru the end of the year with 9 HR & 17 RBI in 45 games...On the year he hit .254 (30-118) with 5 HR & 48 RBI with runners in scoring position ...He was 3 for 9 with the bases loaded with 8 RBI.
- ◆ Finished the year ranked 3<sup>rd</sup> in the AL with an on-base % of .413...Also was tied for 4<sup>th</sup> in the AL in walks (90), 7<sup>th</sup> in slugging % (.584) and 4<sup>th</sup> in strikeouts (141)...His HR ratio of 14.7 (AB/RBI) was the 8<sup>th</sup> best mark in the junior circuit...Appeared in a brief rehab. at AA Akron on Sept. 12 and played in 1 playoff game (1-3, RBI) and joined the AAA Buffalo Bisons on Sept. 14 (2G, 2-8, RBI) before his activation on 9/16.
- ◆ Was elected to his 2<sup>nd</sup> AL All-Star Team by the fans (1<sup>st</sup> election) and came in 2<sup>nd</sup> to Ken Griffey in the home run hitting contest...Hit in a career-best 16 straight games from May 25-June 10 (.349, 22-63)... Previous high was 13 games...It was the longest by an Indian in '98 ...Enjoyed a pair of two homer games, on June 19 vs. New York and June 25 vs. St. Louis (9<sup>th</sup> career 2HR, 10<sup>th</sup> career multi-HR).
- ◆ His 163 career home runs now rank tied for 8<sup>th</sup> in club history with Ken Keltner...His 76 HR in Jacobs Field since 1994 are 2<sup>nd</sup> only to Manny Ramirez (79)...Enjoyed his 3<sup>rd</sup> career 4-hit game on May 19 @KC and walked 4 times at Milwaukee on July 2.
- ◆ Enjoyed a power explosion in the post-season, hitting a combined .237 (938) with a team-high 6 HR & team-best 10 RBI in 10 games...The 6 HR tied a single-season playoff record (5<sup>th</sup> player, B. Robertson, Dykstra, Griffey, B.Williams) and his 4 HR in the ALCS vs. New York set a new ALCS standard.

- ◆ Hit just the 3<sup>rd</sup> grand slam in ALCS history (last Don Baylor w/CAL in 1982) & Indians post-season history (last A. Belle in game 3 of '96 DS) in game 6 at New York off David Cone... Became just the 2<sup>nd</sup> Indian (Manny Ramirez 2X) to hit two homers in a single post-season game, connecting for 2 vs. New York in game 3 of the ALCS... His 12 career post-season HR are tied for 5<sup>th</sup> all-time with Yogi Berra (See M. Ramirez biography on page 144).

## PRO CAREER

**1997** Produced another outstanding offensive season for the Tribe, moving across the diamond to first base after the acquisition of 3B Matt Williams in November on his way to his first appearance on the AL All-Star Team... Hit a career-high 40 HR, the 4th highest total in the AL and the 2<sup>nd</sup> highest total by an Indians LH hitter since Hal Trosky's record setting 42 HR in 1936... Finished 6th in the BBWAA AL MVP voting with 89 points... Jimmy also became the first Indian ever to hit 40 HR and draw 100 walks in the same season and the first LH hitter to hit 30+ HR in consecutive seasons since Trosky did it in 1936 & '37... Became the first AL left-handed hitter since Carl Yastrzemski in 1970 to hit 40+ HR, drive in and score 100+ runs while drawing 100 or more base on balls... His home run ratio of 12.4 (1HR every 12.4 AB) was 2nd in the Junior Circuit... Jimmy hit 22 HR over his last 79 games but did not homer after his 40th HR on 9/14 at Chicago... Hit his 100<sup>th</sup> career homer on 5/14 at Texas off Bobby Witt... Also clubbed his 2<sup>nd</sup> career grand slam on 5/17 at Toronto off Woody Williams... Had three 2-homer games, giving him 7 two-homer games for his career... Hit 2 homers on 6/3 vs. Chicago (AL), 6/23 vs. Minnesota and 8/23 at Oakland... Drew 120 walks in 1997, becoming the first Indian in history to draw 100 or more walks in consecutive seasons... Became the first Indian since Rocky Colavito in 1965 to lead the AL in base on balls w/120... His on-base percentage of .423 was the 3rd highest total in the AL... Scored a career-high 4 runs vs. Boston on 4/23... Started 140 games at 1B (only position he appeared at)... His .993 fielding percentage was the 6th best among AL starting first baseman... A member of his first AL All-Star Team, going 0-1 in the Mid-Summer Classic on 7/8 in Cleveland in pinch-hitting duties... Was selected to the AL roster by manager Joe Torre after elected starter David Justice was unable to play due to his hyper-extended left elbow... His 146 SO were the most ever by a LH hitter in Indians history and the 4th highest total in the AL... Signed a contract extension thru the 2001 campaign with a club option for 2002 on 5/20... Hit a combined .211 (12-57) in the post-season with 1 3B, 2 HR & 5 RBI in 17 games for the AL Champion Indians... Both homers came in the World Series after going a combined 4 for 29 (.138) in the Division and League Championship Series... His homer in Game 1 of the series off Livan Hernandez snapped a homerless string of 73 at bats (25G) without a homer... **1996** Was selected to his 2nd straight post-season All-Star Team at third base by *The Sporting News*... Also won his first Hillerich & Bradsby Silver Slugger Award... His 38 HR were the most by an AL 3B and were the most by an Indian not named Belle since Rocky Colavito in 1959 (42HR)... His 116 RBI were the most by a Tribe lefty since Larry Doby's 126 in 1954... Became just the 2nd Indian ever to score 100+ runs, hit 30+HR, collect 100+ walks and drive in 100 or more runs (Al Rosen in 1950)... Besides Thome, only Rosen ('53) & George Brett ('85) have hit .300+ w/30+HR & 100+RBI among AL third baseman since 1953... Set a franchise record by drawing 123 walks... Broke manager Mike Hargrove's record of 111 in 1980... Finished T11th in AL in HR (38), 7th in runs scored (122), T2nd in walks (123), 4th in on-base % (.450) & 8th in slugging % (.612)... Two-HR games came on 9/12 vs. California, 8/18 vs. Detroit & 5/21 vs. Milwaukee... Set a new standard for hits in a game by enjoying two 4-hit games... Went 4-5 at Detroit in 8/27 and 4-5 vs. Detroit on 8/18... Hit first career grand slam (off Gregg Olson) on 8/18 vs. Detroit... In the game he went 4-5 with 2HR & 6RBI... The 6RBI also set a new career-high... Homered in 4 straight games on two different occasions (8/26-30 & 5/10-14)... Collected career-high 4 walks on 7/24 at Toronto... Led the team with 5 triples... His .328 road average was the 10th best in the AL... In the Division Series vs. Baltimore he had no extra-base hits despite playing the last 3 games with a broken bone in his right hand... Broke the hamate bone in his right hand in game 1 (10/1) in the 9th inning on a swing off Randy Myers... Played in the remaining 3 games (2GS), going 2-6 (.333)... Had the right hamate bone removed in a surgical procedure on 10/30 in Chicago, IL by Dr. Dan Nagle... **1995** His 25 HR were the 2nd most among AL 3B to Gary Gaetti's 35... Named to *The Sporting News* AL All-Star Team at Third Base... Finished T9th in the AL with Carlos Baerga with a .314 batting average... Finished 5th in the AL w/97BB... Finished 3rd in the circuit with a .438 on-base %... Hit in a then career-best 13 games from 5/5-21... Hit .213 (10-47) with 4 HR & a team-high 10 RBI in 14 post-season games... Hit 2-run, 6th inning HR in Game 5 of the A.L.C.S. vs.

Seattle to give Tribe 3-2 lead and eventual win... **1994** Led all AL third basemen with 20 home runs... 41 of his 86 hits went for extra bases... On 7/22 he clubbed three HR vs the White Sox at Jacobs Field; one off Jason Bere, two off Scott Sanderson... It was a career-high and marked the 21st time a Tribesman accomplished the feat... Also had a 2-HR game at Detroit on 6/22 off John Doherty... 18 of his 20 HRs came off RHP... Against righties he batted .304 (72-237) with 18 HR and 43 RBI as opposed to .167 (14-84) with 2 HR and 9 RBI vs lefties... Was 10th in the American League in HR Ratio, clubbing one homer every 16.1 ABs... **1993** Started the season with the Indians AAA club in Charlotte... Led the International League in Batting (.332) and RBI (102) and was 3rd in the league with 25 HRs... Received a number of accolades for his AAA season including: International League "Player of the Year", I.L. Post-Season All-Star 3B, AAA All-Star game participant, *Baseball America* AAA "Player of the Year", *Baseball America* Post-Season AAA All-Star 3B, *Baseball America* Dream Team and Topps I.L. Player of the Year... Named #1 Prospect in the I.L. by *Baseball America*... Was honored as Topps I.L. "Player of the Month" for June, July and August and N.A.P.B.L. Minor League "Player of the Month" in June... Was recalled by the Indians on 8/13 and homered off Craig Lefferts that night vs Texas... It was Jim's first M.L. home run since 6/3/92... Celebrated 23rd birthday on 8/27 vs the Yankees by going 3-for-4 with 2 2B and a HR in the Indians 9-2 triumph... **1992** Started the season on the disabled list after suffering a strained right wrist in spring training... Wrist sprained on a check swing vs. Seattle with Randy Johnson on the mound... Was sent to AAA on a rehabilitation assignment on 5/9 and was activated by the Indians on 5/16... Played in just 2G for the Tribe before suffering a right shoulder strain and was placed on DL again on 5/29... Completed a rehab assignment on 6/15 and was optioned to AA Canton-Akron... Recalled to Cleveland from C-A on 6/25 after hitting .336 in 30G at Double-A... On 6/30 he clubbed his 2nd M.L. home run, a solo shot off eventual 20G winner Jack McDowell... His 2nd homer of the year and 3rd of career came in Minnesota on 7/21 off Kevin Tapani... Remained with Indians until 8/21 when he was optioned to AAA Colorado Springs... Hit .313 in 12G including 14 RBI for the Pacific Coast League champions... **1991** Continued speedy ascent through the Tribe organization reached the majors in '91 in only his third year as a professional... Jim started the year at Class AA Canton-Akron... While at Canton, Jim led the Eastern League w/a .337 average when he was elevated to AAA Colorado Springs... Thome batted .285 in 41 games for the Sky Sox before being promoted to the Indians on 9/4... Jim was named the A.L.'s Best Hitting Prospect by Upper Deck and *Baseball America*... He was also named to the Eastern League All-Star team and the starting 3B on the BB America Double-A All-Star squad... Called up by the Tribe on 9/4 and made M.L. debut that night, starting at 3B against the Twins in Minnesota... In that game Jim went 2-4 w/an RBI and a run scored... His first hit was a single off Tom Edens... Appeared in 27 games for the Indians, all as a starter... Seven of his 25 hits went for extra-bases: 4 2B, 2 3B and a HR... On 10/4 at New York, Jim crushed his first M.L. home run off the Yankees Steve Farr... The 2-run, upper deck shot in the top of the 9th gave the Indians a 3-2 victory... **1990** Split the season between Burlington (Short A) and Kinston (A)... Had a combined .340 average (80-235) w/ the two clubs... T#3 in Appalachian League in HRs (12) despite playing only 34 games due to the promotion to Kinston... Reached base safely by either hit, walk, error or HBP in 62 of his 67 games... Average never fell below .373 while at Burlington... Named to Appy League All-Star team... Named to *Baseball America's* All-Short Season team and was named the Appalachian League's top prospect... Promoted to Kinston 7/25 where he hit .411 (23-56) in 17 home games... Presented the Lou Boudreau Award, given annually to the minor league player of the year in the Cleveland organization... **1989** Began professional career w/the Gulf Coast League Indians... Hit .237 in 55 games after getting drafted in June by the Indians... Participated in the Tribe's Florida Instructional League in the off-season.

### PERSONAL/MISC.

Full name **JAMES HOWARD THOME**... Married to the former Andrea Pacione (11/7/98)... Resides in Aurora, OH... Played baseball and basketball at Illinois Central College... Was Junior College All-American honorable mention... Was All-State in baseball and basketball at Limestone (IL.) High School and graduated in 1988... Scored 36 points in H.S. Conference Championship basketball game... In his last two seasons in H.S., Limestone had a combined record of 60-13 and they won a regional championship in Jim's senior year... Was signed by Tom Couston... Active in the community, serving as honorary co-chairman of the United Way Home Run Derby over the last three seasons... Program helped to raise nearly \$150,000 for the United Way's youth programs since 1996... Has distributed toys to area youths at Christmas over the last two off-seasons... Enjoys hunting in the off-season.

YEAR CLUB	AVG	G	AB	R	H	2B	3B	HR	RBI	BB	SO	SB
1989 GCL Indians	.237	55	186	22	44	5	3	0	22	21	33	6
1990 Burlington	.373	34	118	31	44	7	1	12	34	27	18	6
Kinston	.308	33	117	19	36	4	1	4	16	24	26	4
1991 Canton-Akron	.337	84	294	47	99	20	2	5	45	44	58	8
Colorado Spr.	.285	41	151	20	43	7	3	2	28	12	29	0
CLEVELAND	.255	27	98	7	25	4	2	1	9	5	16	1
1992 Canton-Akron	.336	30	107	16	36	9	2	1	14	24	30	0
CLEVELAND	.205	40	117	8	24	3	1	2	12	10	34	2
Colorado Spr.	.313	12	48	11	15	4	1	2	14	6	16	0
1993 Charlotte	*.332	115	410	85	136	21	4	25	*102	76	94	1
CLEVELAND	.266	47	154	28	41	11	0	7	22	29	36	2
1994 CLEVELAND	.268	98	321	58	86	20	1	20	52	46	84	3
1995 CLEVELAND	.314	137	452	92	142	29	3	25	73	97	113	4
1996 CLEVELAND	.311	151	505	122	157	28	5	38	116	123	141	2
1997 CLEVELAND	.286	147	496	104	142	25	0	40	120	*120	146	1
1998 CLEVELAND	.293	123	440	89	129	34	2	30	85	90	141	1
Minor Lg. Totals	.317	404	1431	251	453	77	17	51	275	234	304	25
CLEVELAND TOTALS	.289	770	2583	508	746	154	14	163	471	520	711	16
<b>American League</b>	<b>.289</b>	<b>770</b>	<b>2583</b>	<b>508</b>	<b>746</b>	<b>154</b>	<b>14</b>	<b>163</b>	<b>471</b>	<b>520</b>	<b>711</b>	<b>16</b>
<b>National League</b>	<b>—</b>	<b>—</b>	<b>—</b>	<b>—</b>	<b>—</b>	<b>—</b>	<b>—</b>	<b>—</b>	<b>—</b>	<b>—</b>	<b>—</b>	<b>—</b>
<b>M. L. TOTALS</b>	<b>.289</b>	<b>770</b>	<b>2583</b>	<b>508</b>	<b>746</b>	<b>154</b>	<b>14</b>	<b>163</b>	<b>471</b>	<b>520</b>	<b>711</b>	<b>16</b>

1989 -Selected by the Cleveland Indians in the 13th round of the June draft.

	1998					CAREER				
	AB	H	HR	RBI	BA	AB	H	HR	RBI	BA
SEASON	440	129	30	85	.293	2583	746	163	471	.289
HOME	200	67	18	51	.335	1274	371	82	249	.291
ROAD	240	62	12	34	.258	1309	375	81	222	.286
vs. Balt.	16	5	2	6	.313	185	47	9	35	.254
Bos.	35	9	1	3	.257	227	65	14	41	.286
N.Y.	33	9	3	5	.273	175	44	10	29	.251
T.B.	22	9	1	4	.409	22	9	1	4	.409
Tor.	30	7	4	5	.233	229	54	12	29	.236
A.L. EAST	136	39	11	23	.175	838	219	46	138	.261
Chi.	35	12	3	10	.343	215	69	21	53	.321
Cle.	—	—	—	—	—	—	—	—	—	—
Det.	30	8	1	4	.267	205	65	17	36	.317
K.C.	47	14	2	10	.298	196	57	9	31	.291
Minn.	40	10	2	4	.250	230	77	15	37	.335
A.L. CENTRAL	152	44	8	28	.289	846	268	62	157	.317
vs Ana.	33	10	2	8	.303	146	48	10	32	.329
Oak.	22	7	1	2	.318	154	45	11	31	.292
Sea.	20	4	1	2	.200	127	36	3	14	.283
Tex.	25	4	1	3	.160	213	51	13	42	.239
A.L. WEST	100	25	5	15	.250	640	180	37	119	.281
vs. Chi.	8	4	0	0	.500	18	6	0	2	.333
Cin.	11	4	1	2	.365	22	6	1	2	.273
Hou.	8	0	0	0	.000	16	3	0	2	.188
Milw.	8	4	1	6	.500	172	51	12	36	.297
Pitt.	10	5	2	6	.500	14	6	2	6	.429
St. L.	7	4	2	5	.571	17	7	3	9	.412
N.L. CENTRAL	52	21	6	19	.404	259	79	18	57	.305
PRE-ASG	304	99	23	73	.326	1319	398	94	265	.302
POST-ASG	136	30	7	12	.221	1264	348	69	206	.275
vs. RHP	298	88	23	61	.295	1880	568	138	362	.302
vs. LHP	142	41	7	24	.289	703	178	25	109	.253
PINCH HITTING	1	0	0	0	.000	26	4	0	0	.154
DES. HITTING	22	6	1	1	.273	26	7	1	1	.269
IN APRIL	84	29	4	18	.345	309	95	16	58	.308
MAY	111	34	9	25	.306	445	128	31	76	.288
JUNE	91	32	8	25	.352	429	134	38	107	.312
JULY	93	20	8	14	.215	486	130	32	76	.267
AUGUST	20	6	0	0	.300	417	132	25	79	.317
SEPT/OCT	41	8	1	3	.195	497	127	21	75	.256

**ALL-STAR GAME RECORD**

YEAR CLUB	AVG	G	AB	R	H	2B	3B	HR	RBI	BB	SO	SB
1997 CLEVELAND	.000	1	1	0	0	0	0	0	0	0	0	0
1998 CLEVELAND	.000	1	2	1	0	0	0	0	0	2	1	0
<b>Totals</b>	<b>.000</b>	<b>2</b>	<b>3</b>	<b>1</b>	<b>0</b>	<b>0</b>	<b>0</b>	<b>0</b>	<b>0</b>	<b>2</b>	<b>1</b>	<b>0</b>

**DIVISION SERIES RECORD**

YEAR CLUB	AVG	G	AB	R	H	2B	3B	HR	RBI	BB	SO	SB
1995 CLEVELAND	.154	3	13	1	2	0	0	1	3	1	6	0
1996 CLEVELAND	.300	4	10	1	3	0	0	0	0	1	5	0
1997 CLEVELAND	.200	4	15	1	3	0	0	0	1	0	5	0
1998 CLEVELAND	.133	4	15	2	2	0	0	2	2	2	5	0
<b>TOTALS</b>	<b>.189</b>	<b>15</b>	<b>53</b>	<b>5</b>	<b>10</b>	<b>0</b>	<b>0</b>	<b>3</b>	<b>6</b>	<b>4</b>	<b>21</b>	<b>0</b>

**CHAMPIONSHIP SERIES RECORD**

YEAR CLUB	AVG	G	AB	R	H	2B	3B	HR	RBI	BB	SO	SB
1995 CLEVELAND	.267	5	15	2	4	0	0	2	5	2	3	0
1997 CLEVELAND	.071	6	14	3	1	0	0	0	0	5	4	0
1998 CLEVELAND	.304	6	23	4	7	0	0	4	8	1	8	0
<b>TOTALS</b>	<b>.231</b>	<b>17</b>	<b>52</b>	<b>9</b>	<b>12</b>	<b>0</b>	<b>0</b>	<b>6</b>	<b>13</b>	<b>8</b>	<b>15</b>	<b>0</b>

**WORLD SERIES RECORD**

YEAR CLUB	AVG	G	AB	R	H	2B	3B	HR	RBI	BB	SO	SB
1995 CLEVELAND	.211	6	19	1	4	1	0	1	2	2	5	0
1997 CLEVELAND	.286	7	28	8	8	0	1	2	4	5	7	0
<b>TOTALS</b>	<b>.255</b>	<b>13</b>	<b>47</b>	<b>9</b>	<b>12</b>	<b>1</b>	<b>1</b>	<b>3</b>	<b>6</b>	<b>7</b>	<b>12</b>	<b>0</b>

**1997 MVP VOTING**

	1st	2nd	3rd	4th	5th	6th	7th	8th	9th	10th	Total
Ken Griffey, Jr., SEA	28	—	—	—	—	—	—	—	—	—	392
Tino Martinez, NYY	—	24	4	—	—	—	—	—	—	—	248
Frank Thomas, CWS	—	3	1	2	4	1	2	1	3	1	172
Randy Myers, BAL	—	—	8	3	3	3	1	1	1	1	128
<b>DAVID JUSTICE, CLE</b>	<b>—</b>	<b>—</b>	<b>2</b>	<b>3</b>	<b>3</b>	<b>4</b>	<b>2</b>	<b>1</b>	<b>1</b>	<b>2</b>	<b>90</b>
<b>JIM THOME, CLE</b>	<b>—</b>	<b>—</b>	<b>1</b>	<b>5</b>	<b>2</b>	<b>3</b>	<b>4</b>	<b>—</b>	<b>1</b>	<b>1</b>	<b>89</b>
Tim Salmon, ANA	—	1	1	2	3	2	3	2	2	3	84

**ALL-TIME CLEVELAND INDIANS HOME RUN LEADERS**

- |                    |     |                          |            |
|--------------------|-----|--------------------------|------------|
| 1. Albert Belle    | 242 | 6. Al Rosen              | 192        |
| 2. Earl L. Averill | 226 | 7. Rocky Colavito        | 190        |
| 3. Hal Trosky      | 216 | T8. Ken Keltner          | 163        |
| 4. Larry Doby      | 215 | T8. <b>JIM THOME</b>     | <b>163</b> |
| 5. Andre Thornton  | 214 | 10. <b>MANNY RAMIREZ</b> | <b>154</b> |

**THOME'S GAME HIGHS**

**HITS:** 4, three times, most recently on May 19, 1998 at Kansas City; **HR:** 3, July 22, 1994 vs. Chicago; **2- HR GAMES:** 9, most recently on June 25, 1998 vs. St. Louis; **RBI:** 6; August 18, 1996 vs. Detroit; **RUNS:** 4, April 23, 1997 vs. Boston; **SB:** 1, sixteen times, most recently on July 24, 1998 vs. Detroit; **HITTING STREAK:** 16 games, May 25 thru June 10, 1998; **CAREER GRAND SLAMS:** 2, last on May 17, 1997 at Toronto off Woody Williams.

**THOME/ML FIELDING**

YEAR	PCT	G	PO	A	E	TC	DP
1991	.899	27	12	59	8	79	6
1992	.882	40	21	61	11	93	3
1993	.950	47	29	86	6	121	10
1994	.940	94	62	173	15	250	12
1995	.948	134	75	214	16	305	22
1996	.953	150	86	262	17	365	24
1997	.993	145	1233	95	10	1338	123
1998	.991	117	998	85	10	1093	97
<b>Totals</b>	<b>.974</b>	<b>754</b>	<b>2516</b>	<b>1035</b>	<b>93</b>	<b>3644</b>	<b>297</b>



Chris

**TURNER****69**

**Age:** 30, born March 23, 1969  
in Bowling Green, KY

**Position:** Catcher

**Bats:** R                      **Height:** 6-1

**Throws:** R                      **Weight:** 190

**ML Service:** 2 + 094

**Contract Status:** Signed thru 1999.

**Acquired:** January 5, 1999; Signed by Cleveland to a minor league free agent contract.

### 1998 SEASON HIGHLIGHTS

- ◆ Chris was a non-roster invitee with the Twins in spring training before being acquired by the Kansas City Royals in exchange for cash on April 18...Was assigned to AAA Omaha's roster, but before appearing in a game he had his contract purchased by the Royals on April 21 to replace an injured Sal Fasano...Made his Royals debut on April 11 at Seattle.
- ◆ Made first start of the year on April 30 at Toronto and left the game in the 4<sup>th</sup> inning after being hit in the head by a pitch...Appeared in 4 games at catcher (3 starts) before being outrighted to AAA Omaha on May 9...Spent the remainder of the season on the Omaha roster in a platoon at catcher.
- ◆ From July 1 thru the end of the season he hit .318 (47-148) with 8 2B, 1 HR & 13 RBI over the final 46 games of the season...Appeared in 1 game at third base for the AAA Royals, 4 games in left field and 55 games at catcher...Was 1-3 as a pinch hitter...Hit .390 (16-41) with runners in scoring position, .340 (16-47) off RHP and .295 (44-149) with a HR & 15 RBI off LHP.

### PRO CAREER

**1997** Was on the 15-day disabled list from 3/23 to 7/10 with a broken left wrist...Was on rehab. at A Lake Elsinore and AAA Vancouver from 6/26-7/10...Outrighted to Vancouver on 7/10...Hit in a season-high 9 straight games from 7/27-8/7...Had 17 putouts on 7/31 vs. Albuquerque...Had his contract purchased by Anaheim on 8/21 and spent remainder of season with the Angels...Hit his first homer since 7/23/94 on 9/24 at Seattle...First career start at first base came on 8/31 at SF...Was 0 for 7 throwing out runners with Anaheim...Signed a minor league contract with Twins on 12/5, ending his 7-year career in the Angels organization...**1996** Began season at AAA Vancouver...Season-high 11 game hitting streak from 5/3-13...Hit .327 (33-101) in May with 17 RBI...Had 4 hits on 7/29 at Las Vegas...Threw out 43% (18-42) off the runners attempting to steal off him...Had contract purchased on 9/1 by Angels...Missed 18 games with a sprained right ankle, 9/10-27...Made first career outfield start on 9/28 at Texas...**1995** Began season at AAA Vancouver...Recalled on 6/12...Optioned back on 6/30 after appearing in 5 games and spent remainder of season with the Canadians...Appeared in 51 games at catcher, 14 at third base, 6 at first and 3 in the outfield at AAA...**1994** Began season with California out of spring training and spent most of the year in the big leagues...Was 0 for 22, 4/9-25...Optioned to AAA Vancouver on 6/28 and recalled again on 7/3...Had a career-high 5 hits and a straight steal of home on 7/5 at Boston...Career-high 5 game hitting streak from 7/17-24...Had a .997 (1E, 298TC) fielding percentage...Threw out 9 of 43 (21%) runners while with the Angels...**1993** Began season at Vancouver...Had a PH, grand slam on 6/15 vs. Phoenix...Contract purchased and made his major league debut on 8/27 at Milwaukee...Singled off Jaime Navarro for his first major league hit that night...Hit his first major league homer off Pat Hentgen and had a career-high 3 RBI at Toronto on 9/11...Threw out 1 of 24 (4%) runners attempting to steal off him in the big leagues...**1992** Hit grand slam on 8/9 at Peoria...Was 3<sup>rd</sup> in the club in homers (9)...Finished 3<sup>rd</sup> in the Midwest League in walks (85) and 4<sup>th</sup> in on-base % (.410)...**1991** Was 10 for 12 in stolen base attempts (83%)...Selected by Anaheim in the 7<sup>th</sup> round of the 1991 draft...Signed by then scout and current Angels GM Bill Bavasi.

**PERSONAL/MISC.**

Full name **CHRISTOPHER WAN TURNER**...Married, wife's name is Lauri...Resides in Bowling Green, KY...Is a 1987 graduate of Warren Central (KY) High School, where he was an all-star quarterback and played in the state finals in baseball, basketball and football...1991 graduate of Western Kentucky University with a degree in psychology...Named to freshman All-American team, leading the Sun Belt Conference with 16 homers...Named Sun Belt Player of the Year, hitting .401 as a senior.

YEAR CLUB	AVG	G	AB	R	H	2B	3B	HR	RBI	BB	SO	SB
1991 Boise	.227	52	163	26	37	5	0	2	29	32	32	10
1992 Quad Cities	.252	109	330	66	83	18	1	9	53	85	65	8
1993 Vancouver	.276	90	283	50	78	12	1	4	57	49	44	6
California	.280	25	75	9	21	5	0	1	13	9	16	1
1994 California	.242	58	149	23	36	7	1	1	12	10	29	3
Vancouver	.200	3	10	1	2	1	0	0	1	0	2	0
1995 Vancouver	.266	80	282	44	75	20	2	3	48	34	54	3
California	.100	5	10	0	1	0	0	0	1	0	3	0
1996 Vancouver	.256	113	390	51	100	19	1	2	47	61	85	1
California	.333	4	3	1	1	0	0	0	1	1	0	0
1997 Vancouver	.370	37	135	26	50	10	0	4	22	14	22	0
Lake Elsinore	.083	3	12	0	1	0	1	0	1	0	3	0
Anaheim	.261	13	23	4	6	1	1	1	2	5	8	0
1998 Omaha	.306	66	196	31	60	14	1	1	16	38	36	6
Kansas City	.000	4	9	0	0	0	0	0	0	0	4	0
Minor Lg. Totals	.270	553	1801	295	486	99	7	25	274	313	343	34
CLEVELAND TOTALS	—	—	—	—	—	—	—	—	—	—	—	—
American League	.242	109	269	37	65	13	2	3	29	25	60	4
National League	—	—	—	—	—	—	—	—	—	—	—	—
M. L. TOTALS	.242	109	269	37	65	13	2	3	29	25	60	4

1991 -Selected by the California Angels in the 7th round of the June draft.

1997 -Signed as a free agent by the Minnesota Twins, December 5.

1998 -Acquired by the Kansas City Royals from the Twins in exchange for cash, April 18.

1999 -Signed by the Cleveland Indians as a minor league free agent, January 5.

**TURNER'S GAME HIGHS**

**HITS:** 5, July 5, 1994 at Boston; **HR:** 1, three times, last on September 24, 1997 at Seattle; **RBI:** 3, September 11, 1993 at Toronto; **RUNS:** 2, several times, last on September 24, 1997 at Seattle; **SB:** 1, four times, last August 2, 1994 vs. Seattle; **HITTING STREAK:** 5 games, July 17-24, 1994; **CAREER GRAND SLAMS:** none.

**TURNER/ML FIELDING**

YEAR	PCT	G	PO	A	E	TC	DP
1993	.992	25	116	14	1	131	0
1994	.997	57	268	29	1	298	5
1995	1.000	4	17	2	0	19	0
1996	1.000	3	2	2	0	4	0
1997	1.000	8	26	2	0	28	0
1998	1.000	4	16	0	0	16	0
Totals	.996	101	445	49	2	496	5

	1998					CAREER				
	AB	H	HR	RBI	BA	AB	H	HR	RBI	BA
SEASON	9	0	0	0	0	269	65	3	29	.242
HOME	7	0	0	0	0	127	25	1	9	.197
ROAD	2	0	0	0	0	142	40	2	20	.282
vs. Balt.	—	—	—	—	—	16	2	0	1	.125
Bos.	—	—	—	—	—	19	7	0	2	.368
N.Y.	4	0	0	0	0	32	11	1	5	.344
T.B.	3	0	0	0	0	3	0	0	0	.000
Tor.	1	0	0	0	0	23	5	1	5	.217
A.L. EAST	8	0	0	0	0	93	25	2	13	.269
Chi.	—	—	—	—	—	25	4	0	1	.160
Cle.	—	—	—	—	—	13	3	0	0	.231
Det.	—	—	—	—	—	14	5	0	1	.357
K.C.	—	—	—	—	—	18	3	0	1	.167
Minn.	—	—	—	—	—	14	1	0	0	.071
A.L. CENTRAL	—	—	—	—	—	84	16	0	3	.190
vs. Ana.	—	—	—	—	—	—	—	—	—	—
Oak.	—	—	—	—	—	11	2	0	3	.182
Sea.	1	0	0	0	0	29	7	1	4	.241
Tex.	—	—	—	—	—	29	7	0	2	.241
A.L. WEST	1	0	0	0	0	69	16	1	9	.232
vs. Chi.	—	—	—	—	—	—	—	—	—	—
Cin.	—	—	—	—	—	—	—	—	—	—
Hou.	—	—	—	—	—	—	—	—	—	—
Milw.	—	—	—	—	—	19	7	0	4	.368
Pitt.	—	—	—	—	—	—	—	—	—	—
St. L.	—	—	—	—	—	—	—	—	—	—
N.L. CENTRAL	—	—	—	—	—	19	7	0	4	.368
PRE-ASG	9	0	0	0	0	130	23	0	9	.177
POST-ASG	—	—	—	—	—	139	42	3	20	.302
vs. RHP	9	0	0	0	0	153	32	1	11	.209
vs. LHP	—	—	—	—	—	116	33	1	11	.284
PINCH HITTING	—	—	—	—	—	4	1	0	0	.250
DES. HITTING	—	—	—	—	—	—	—	—	—	—
IN APRIL	2	0	0	0	0	37	4	0	2	.108
MAY	7	0	0	0	0	32	4	0	2	.125
JUNE	—	—	—	—	—	44	6	0	1	.136
JULY	—	—	—	—	—	43	19	1	6	.442
AUGUST	—	—	—	—	—	32	10	0	5	.323
SEPT/OCT	—	—	—	—	—	82	22	2	13	.268



Ron

**VILLONE**

**47**

**Age:** 29, born on January 16, 1970  
in Englewood, NJ

**Position:** Pitcher

**Bats:** Left                      **Height:** 6-3

**Throws:** Left                      **Weight:** 237

**ML Service:** 3 + 037

**Contract Status:** Signed thru 1999.

**Acquired:** December 8, 1997; Along with RHP Ben McDonald and RHP Mike Fetters from the Milwaukee Brewers in exchange for OF Marquis Grissom and RHP Jeff Juden.

### 1998 SEASON HIGHLIGHTS

- ◆ Split the season between AAA Buffalo, the big leagues and the disabled list....Began the season in AAA Buffalo after his option out of spring training on March 30...Compiled an ERA of 10.66 in 12 spring games (12.2IP, 18H, 15ER, 9BB)...Spent the first month of the season in Buffalo before being recalled on May 2 when LHP Tom Martin was DL'd with a sore shoulder.
- ◆ Spent the next two months at the big league level, compiling a mark of 0-0 with a 1.88 ERA in 15 games before being optioned back to AAA Buffalo on June 27 when Richie Sexson was recalled from AAA after the trade of Geronimo Berroa left a void among right-handed hitters.
- ◆ Spent the next 3 weeks with the Bisons and was recalled for a 2<sup>nd</sup> and final time on July 23 when Jose Mesa & Al Morman were dealt to San Francisco...Struggled over his next 7 outings after his 2<sup>nd</sup> recall, going 0-0 with a 14.14 ERA (7.0IP, 10H, 11ER) thru the end of July and all of August before being placed on the 15-day disabled list with a strained right oblique muscle on August 15...Marked his first stint on the disabled list at the big league level.
- ◆ Joined Buffalo to start at 30-day rehab. assignment on August 22 and was activated from the DL on Sept. 1...Spent the month of September on the active roster, but appeared in only 3 games (6.35ERA, 5.2IP, 9H, 4ER)...Allowed 6 ER in 0.1IP at Oakland on July 31...Take away that outing from his season totals he owned an ERA of 4.05 (26.2IP, 27H, 12ER)...On the year major league hitters hit .297 (30-101) with 3 HR....RH hitters hit .333 (22-66) with 3 HR & LH hitters hit .229 (8-35) w/0 HR allowed.
- ◆ Indians were 10-15 (.400) in games in which he appeared...Did not allow a run in 19 of his 25 outings...At Buffalo he compiled a record of 2-2 with a 2.01 ERA and 7 saves (22.1IP, 20H, 5ER, 11BB, 28SO)...AAA hitters hit just .200 (6-30) off him w/runners in scoring position while LH hitters hit just .100 (2-20) w/ 9SO...RH hitters hit .277 (18-65) at AAA...Was eligible for post-season but was not on any of the two post-season rosters.

### PRO CAREER

**1997** Was a workhorse in his first full season with Milwaukee...Made a career-high 50 appearances and threw a career-high 52.2 innings...Also struck out a career-high 40 batters... Tossed a career-high 9.0 consecutive scoreless innings from 4/30-5/17...Had a 1.13 ERA (8.0IP, 1ER) in May...Struck out a season-high six 8/19 at Texas...Tossed a career-high 4.0 innings of relief 8/27 vs Texas...Worked three scoreless innings 9/2 at Houston to earn his first win as a Brewer and first since 7/27/96 at Florida while with the Padres...Allowed a home run 6/27 at Kansas City to Craig Paquette, his last homer he would allow in the season, stretching a span of 28 outings (32.1IP)...On the year he allowed only 4 homers in 52.2 innings of work...Allowed only seven of 35 (20.0%) inherited runners to score...RH hitters hit just .227 (29-128) off him with 2 HR and LH hitters hit .352 (25-71) with 2 HR... **1996** Began the season with the San Diego Padres...Was 1-1 with a 2.96 ERA in 21 games for the Padres...Traded to the Brewers on 7/31 in exchange for outfielders Greg Vaughn and Gerald Parent...Made his Brewers and AL debut on 8/3 in Oakland...Earned his first Milwaukee save in the first game of a doubleheader

on 8/16 vs. Chicago...Gave up only one earned run in eight appearances (8/16-9/2)...**1995** Made major league debut with Seattle on 4/28 vs. Detroit and struck out a batter in 1.0 perfect inning of work ...Appeared in 19 games for Seattle, going 0-2 with a 7.91 ERA and 26 strikeouts in 19.1 innings...Optioned to Tacoma on 5/15 and recalled on 5/30...Set career-high with seven strikeouts in 3.2 innings of work on 5/12 vs. Kansas City...Optioned back to Tacoma on 7/1...In 22 games at Tacoma, had 13 saves and 0.61 ERA (2 ER in 29.2 IP)...Fanned 43 and allowed only nine hits in 29.2 innings...Reported to major league club after 7/31 trade to San Diego involving Andy Benes....Debuted with Padres on 8/2 vs. San Francisco, working 2.0 scoreless innings with three strikeouts for his first big league victory..Earned first major league save on 8/26 at New York, fanning both batters faced...Notched second victory on 9/13 at Pittsburgh...Fanned 37 in 25.2 innings with the Padres for an average of 1.4 strikeouts per frame...**1994** Began season in starting rotation at AA Jacksonville...Placed on disabled list 4/19-26 with a sprained left ankle...After five starts, had an 0-4 record and a 6.46 ERA...Was moved to bullpen on 5/9...Made first professional relief appearance on 5/14 vs. Birmingham and earned the win, pitching 3.0 scoreless innings...Tallied first pro save 6/16 at Greenville...From 6/16 thru the end of the season, posted a 3-1 record with eight saves and 1.16 ERA (5 ER in 38.2 IP) in 27 games...Overall as a reliever, was 6-3 with a 2.75 ERA in 36 games...Led Southern League relievers in strikeouts per 9.0 innings (11.80) and was second in batting average against (.173)...**1993** Began year with A Riverside of the California League and went 3-1 with a 2.83 ERA in first seven starts...Promoted to Jacksonville on 7/7...In his AA debut on 7/8 vs. Orlando, took a no-hitter into the seventh inning and was an 11-4 winner...On 7/19 vs. Chattanooga struckout season-high 10 and allowed just one hit over 6.0 innings...Overall for year held opponents to a .232 average (123-531) and struck out 148 in 147.0 innings.

### PERSONAL/MISC.

Full name **RONALD THOMAS VILLONE, JR.**...Married, wife's name is Katherine...Resides in Westwood, NJ...Has a daughter, Megan (3/26/96) and son, Ronald Thomas III (9/14/97)...Starred in baseball and football at the University of Massachusetts...In baseball, was named Atlantic 10 Left-Handed Pitcher of the Year in 1991 and was third team All-American in 1992....As a sophomore, won two games and saved another all in one day as UMASS pulled off a tripleheader sweep...In 1992, strikeout ratio of 1.5 per inning was the best in Division I baseball...In football, was selected as first team All-Yankee Conference tight end in 1990...Pitched for Team USA in the summer of 1992 in Barcelona, Spain and earned fourth place at the Barcelona Olympics....Pitched briefly with Bourne of the Cap Cod League (fanning 18 in his debut before signing with Seattle on 10/1/92)...Enjoys watching all levels of football.

YEAR	CLUB	W	L	ERA	G	GS	CG	SHO	SV	IP	H	R	ER	BB	SO
1993	Riverside	7	4	4.21	16	16	0	0	0	83.1	74	47	39	62	82
	Jacksonville	3	4	4.38	11	11	0	0	0	63.2	49	34	31	41	66
1994	Jacksonville	6	7	3.86	41	5	0	0	8	79.1	56	37	34	68	94
1995	Tacoma	1	0	0.61	22	0	0	0	13	29.2	9	6	2	19	43
	Seattle	0	2	7.91	19	0	0	0	0	19.1	20	19	17	23	26
	San Diego	2	1	4.21	19	0	0	0	1	25.2	24	12	12	11	37
1996	Las Vegas	2	1	1.64	23	0	0	0	3	22.0	13	5	4	9	29
	San Diego	1	1	2.95	21	0	0	0	0	18.1	17	6	6	7	19
	Milwaukee	0	0	3.28	23	0	0	0	2	24.2	14	9	9	18	19
1997	Milwaukee	1	0	3.42	50	0	0	0	0	52.2	54	23	20	36	40
1998	Buffalo	2	2	2.01	23	0	0	0	7	22.1	20	11	5	11	28
	CLEVELAND	0	0	6.00	25	0	0	0	0	27.0	30	18	18	22	15
Minor Lg. Totals		21	18	3.45	136	32	0	0	31	300.1	221	140	115	210	342
CLEVELAND TOTALS		0	0	6.00	25	0	0	0	0	27.0	30	18	18	22	15
American League		1	2	4.66	117	0	0	0	2	123.2	118	69	64	99	100
National League		3	2	3.68	40	0	0	0	1	44.0	41	18	18	18	56
M. L. TOTALS		4	4	4.40	157	0	0	0	3	167.2	159	87	82	117	156

M.L. HRs ALLOWED: 1995-11; 1996-6; 1997-4; 1998-3. Total: 24

1992 -Selected by the Seattle Mariners in the 1st round (14th overall) of the June draft.

1995 -Acquired by the San Diego Padres, along with Marc Newfield, from the Mariners in exchange for Andy Benes and a player-to-be-named later (Greg Keagle), July 31.

1996 -Acquired by the Milwaukee Brewers, along with Bryce Florie and Marc Newfield, from the Padres in exchange for Greg Vaughn and a player-to-be-named later (Gerald Parent), July 31.

1997 -Acquired by the Cleveland Indians, along with Ben McDonald and Mike Fetters, from the Brewers in exchange for Marquis Grissom and Jeff Juden, December 8.

VILLONE (continued)

	1998						CAREER					
	W-L-S	ERA	IP	H	ER	SO	W-L-S	ERA	IP	H	ER	SO
SEASON	0-0-0	6.00	27.0	30	18	15	4-4-3	4.40	167.2	159	82	156
HOME	0-0-0	5.65	14.1	16	9	11	1-2-2	3.98	83.2	78	37	76
ROAD	0-0-0	6.39	12.2	14	9	4	3-2-1	4.82	84.0	81	45	80
vs. Balt.	0-0-0	13.50	4.0	5	6	5	0-0-0	6.23	13.0	11	9	17
Bos.	—	—	—	—	—	—	0-0-0	6.75	6.2	7	5	6
N.Y.	0-0-0	2.70	3.1	6	1	1	0-0-0	3.18	11.1	17	4	5
T.B.	0-0-0	0.00	3.2	2	0	1	0-0-0	0.00	3.2	2	0	1
Tor.	0-0-0	0.00	4.0	2	0	3	0-0-0	1.80	5.0	4	1	6
A.L. EAST	0-0-0	4.20	15.0	15	7	10	0-0-0	4.31	39.2	41	19	35
vs. Chi	—	—	—	—	—	—	0-0-1	3.68	7.1	5	3	5
Cle.	—	—	—	—	—	—	0-0-0	12.46	4.1	10	6	4
Det.	0-0-0	9.00	1.0	4	1	1	0-0-1	3.72	9.2	8	4	8
K.C.	0-0-0	0.00	2.2	1	0	1	0-1-0	2.93	15.1	10	5	13
Minn.	0-0-0	0.00	0.0	1	0	0	0-0-0	8.10	3.1	4	3	2
A.L. CENTRAL	0-0-0	2.45	3.2	6	1	2	0-1-2	4.73	40.0	37	21	32
vs. Ana.	0-0-0	12.00	3.0	6	4	2	0-0-0	8.00	9.0	10	8	9
Oak.	0-0-0	162.00	0.1	3	6	0	0-1-0	8.31	8.2	8	8	3
Sea.	0-0-0	0.00	1.0	0	0	0	0-0-0	0.00	4.0	4	0	2
Tex	0-0-0	0.00	3.0	0	0	0	0-0-0	2.87	15.2	11	5	13
A.L. WEST	0-0-0	12.27	7.1	9	10	2	0-1-0	5.06	37.1	33	21	27
vs. Chi.	—	—	—	—	—	—	0-0-0	4.26	6.1	4	3	2
Cin.	—	—	—	—	—	—	0-0-0	10.13	2.2	6	3	2
Hou.	—	—	—	—	—	—	1-1-0	3.38	5.1	5	2	6
Milw.	—	—	—	—	—	—	—	—	—	—	—	—
Pitt.	—	—	—	—	—	—	1-0-0	5.06	5.1	6	3	8
St. L.	0-0-0	0.00	1.0	0	0	1	0-0-0	2.45	3.2	3	1	4
N.L. CENTRAL	0-0-0	0.00	1.0	0	0	1	2-1-0	4.63	23.1	24	12	22
PRE-ASG	0-0-0	1.88	14.1	11	3	7	0-2-0	4.50	70.0	69	35	59
POST-ASG	0-0-0	10.66	12.2	19	15	8	4-2-3	4.33	97.2	90	47	97
START	—	—	—	—	—	—	—	—	—	—	—	—
RELIEF	0-0-0	6.00	27.0	30	18	15	4-4-3	4.40	167.2	159	82	156
IN APRIL	—	—	—	—	—	—	0-0-0	5.79	9.1	10	6	6
MAY	0-0-0	1.54	11.2	6	2	5	0-1-0	2.59	24.1	17	7	15
JUNE	0-0-0	3.38	2.2	5	1	2	0-1-0	4.73	32.1	32	17	34
JULY	0-0-0	27.00	2.1	7	7	1	1-1-0	10.31	18.1	35	21	17
AUGUST	0-0-0	7.71	4.2	3	4	5	1-1-2	3.63	39.2	28	16	42
SEPT/OCT	0-0-0	6.35	5.2	9	4	2	2-0-1	3.09	43.2	37	15	42

VILLONE'S GAME HIGHS

NO-HITTER: —; 1-HITTER: —; 2-HITTER: —; 3-HITTER: —; 4-HITTER: —; K's: 7, June 12, 1995 vs. Kansas City; **WINNING STREAK:** 2 games, July 27, 1996 - current; **SAVE STREAK:** 2, August 16 thru September 21, 1996.

VILLONE/ML FIELDING

YEAR	PCT	G	PO	A	E	TC	DP
1995	.800	38	0	4	1	5	0
1996	.800	44	3	5	2	10	0
1997	.900	50	3	6	1	10	2
1998	1.000	25	2	4	0	6	0
<b>Totals</b>	<b>.871</b>	<b>157</b>	<b>8</b>	<b>19</b>	<b>4</b>	<b>31</b>	<b>2</b>



Omar

VIZQUEL

13

**Age:** 31, born April 24, 1967 at Caracas, Venezuela...Will turn 32 on April 24.

**Position:** Shortstop

**Bats:** S **Height:** 5-9

**Throws:** R **Weight:** 170

**ML Service:** 9 + 130

**Contract Status:** Signed thru 2002.

**Acquired:** December 20, 1993; from the Seattle Mariners in exchange for Felix Fermin and Reggie Jefferson.

### 1998 SEASON HIGHLIGHTS

- ◆ Had one of the finest defensive seasons in the history of the game while continuing to provide Mike Hargrove with a steady bat in the line-up...Led all Major League shortstops with a .993 (720TC, 5E) fielding pct., the 2<sup>nd</sup> highest single-season fielding % by a shortstop in Major League Baseball history behind Cal Ripken's .996 (680TC, 3E) in 1990...Was awarded his 6<sup>th</sup> straight Rawlings Gold Glove Award after the season...He is now 4<sup>th</sup> all-time in Gold Gloves by a shortstop behind Mark Belanger's 8...Belanger is also the last SS to win 6 straight awards (1973-79).
- ◆ His career fielding % at shortstop of .982 (1312G, 6033TC, 110E) is the highest figure in MLB history among shortstops with at least 1000 games played at the position...Had errorless streaks of 70 games and 54 games during the season and ended the season with a 39-game streak.
- ◆ Made his first error of the season on May 12 at Tampa Bay, ending his career-high 70-game errorless streak (300 TC w/o an error from 8/18/97-5/11/98)...The 70-game streak is the 4<sup>th</sup> longest in MLB history by a shortstop...MLB record is 95 games by Ripken in 1990...Made only 1 error over a 125 game stretch from 8/18/97 to 7/17/98...Suffered through his 8<sup>th</sup> career multi-error game of his career on August 12 vs. Texas, his first since 9/9/96 vCAL (did not make an error after that game).
- ◆ Was selected as a reserve to his first AL All-Star Team by Mike Hargrove and went 1-2 in the 13-8 AL win in Denver...Marked the time a Tribe SS was an All-Star since Lou Boudreau in 1948.
- ◆ Stole 37 bases in 49 attempts (75.5%, 27-36 of 2B, 10-12 of 3B & 0-1 of home) and is now tied for 8<sup>th</sup> place in Indians history with 157 steals with Bill Bradley...Passed Tris Speaker into 9<sup>th</sup> place prior to tying Bradley on Sept. 26...His 37 steals ranked T8<sup>th</sup> in the AL ... Clubbed his first HR of the year on Sept. 5 at Detroit (off Sean Runyan), his first HR since 9/15/97 (a span of 524 AB, the longest stretch in the majors at the time).
- ◆ Equaled his career best with 4 RS on August 25 vs. Seattle (2<sup>nd</sup> time career)...His 166 hits set a new career standard for Omar as he notched his 3<sup>rd</sup> straight 30+ steal season...Was suspended for 2 games by AL President Gene Budig for attempting to charge Chicago's Jim Parque on Sept. 13 in Cleveland...Did not appeal the ruling and sat out, Sept. 17-18.
- ◆ His 32 bunts in play was 2<sup>nd</sup> only to CWS SS Mike Caruso (44) among AL hitters...Hit .351 (34-97) batting 9<sup>th</sup> w/5 2B, 2 HR & 12 RBI ...Hit a team-best .361 (22- 61) with runners in scoring position and 2 outs...Overall with RISP in '98 he hit .303 (40-132) with 46 RBI...He was 1 for 4 with 6 RBI with the bases loaded.
- ◆ Omar hit a combined .300 (12-40) in 10 post-season games with a 3B and 3 runs scored...Also stole a team-high 4 bases in 5 attempts...Made his first career error in the post-season in game 6 of the ALCS New York, snapping a 46-game post-season errorless streak (first 237 chances w/o an error)...The 6<sup>th</sup> inning error led to two unearned runs.

- ◆ Omar set a new ALCS record for shortstops in a single-series by recording 24 assists, breaking CAL Dick Schofield's mark of 23 in 1986...His 36 TC in the ALCS tied Schofield's 1986 mark...Is the franchise leader in post-season hits (43), runs (23) and steals (22)...Indians exercised his 2002 club option on October 20.

## PRO CAREER

**1997** Produced yet another solid season at shortstop while providing a steady bat and speed on the basepaths for Mike Hargrove and the Indians...Swiped a career-best 43 bases, finishing the year with 43 steals in 55 attempts (78.2%), the 5th highest total in the American League...His stolen base success rate of 78.2% was the 8<sup>th</sup> best in the AL...Became only the 2<sup>nd</sup> Indians infielder in history to steal more than 40 bases in a season....SS Ray Chapman stole 52 bases for the 1917 Indians...Won his 5th straight Rawlings Gold Glove Award...Omar committed only 10 errors in 683 total chances for a .985 fielding percentage, the 3rd best mark among AL shortstops...Did not make an error over his last 36 games played on the season...Finished tied for 10<sup>th</sup> in the AL with 6 triples...Collected his 1000<sup>th</sup> career hit on 7/18 vs. Boston off Tim Wakefield....Went 2-4 w/a HR and a season-high 5 RBI on 6/17 vs. Cincinnati...Collected a season-high 4 hits on 6/5 vs. Chicago (AL) and was a HR away from hitting for the cycle...Was the 4th hardest player to strikeout in the AL (11.1 plate appearances per strikeout)...Led the AL with 16 sacrifice bunts...Homered in consecutive games for the first time in his career on 9/3 & 5...Hit a combined .233 (17-73) in 18 post-season games with 2 2B, 2 RBI and 9 steals in 9 attempts for the AL Champion Indians...Was 1 for 25 (.040) in the ALCS vs. Baltimore, his biggest play coming on a missed squeeze bunt that scored Marquis Grissom in Game 3 in the 12<sup>th</sup> inning that gave the Tribe a 2-1 win...**1996** Had career year from an offensive stand point, amassing career-bests in almost every offensive category...Played the entire season with soreness in his right shoulder that played a part in his career-high total of 20 errors... Collected career-highs in runs (98), hits (161), doubles (36), homers (9), RBI (64), and steals (35)...Also hit a career-high .297...Won his 4th straight Rawlings Gold Glove Award... Was hitting .308 (155-503) through 9/15, but hit .154 (6-39) over the last 11 games to fall to .297...Scored the most runs (98) by a Tribe shortstop since Dick Howser's 101 in 1964...His 64 RBI were the most by a Tribe SS since Julio Franco's 74RBI in 1986...Was 35-44 (79.5%) on his stolen base attempts in 1996...Finished 5th in the AL in SB (35)...Was also the 6th hardest batter to fan in the AL (1:14.8AB)... Equaled his career-high with 6 RBI in a game on 6/18 vs. Boston...In the game he hit his 2nd career grand slam off Boston's Aaron Sele...First career GS came on 4/18/93 @TOR (off Danny Cox)...It was his 2nd career 6RBI game (8/7/94 @BOS#2)...Had two 4-hit games in '96, on 7/20 vs. Minnesota and 7/7 vs. Chicago...Set a career-high by scoring 4 runs vs. Chicago on 7/7...In the game he was 4-4 w/4RS & 2SB...Omar put 30 bunts in play in 1996, tied for the 5th best total in the AL...Made a career-high 20 errors in 693 total chances...The 693 total chances were the second highest single season total for Omar (735 TC in '93)...His .971 fielding percentage was his lowest since his rookie year...Had three 2-error games, the 5th, 6th & 7th multi-error games of his career...Sore shoulder had been bothering him most of the spring and plagued him the entire season...Had surgery on the shoulder on 10/11 in Birmingham, AL...Dr. James Andrews repaired and smoothed a tear in the labrum and removed a small bone spur from his socket...**1995** Won 3rd consecutive Rawlings Gold Glove Award...Vizquel was the first Indians SS ever to win the gold glove...Outdistanced his '92 SB total by 14 steals and exceeded his '91 career-high of 41 runs driven in...Finished 3rd among AL shortstops with a .986 fielding percentage...Finished behind Cal Ripken and Gary DiSarcina...Omar committed 9 errors in 624 total chances...Had 47-game errorless streak from 6/12-8/4...Made two errors on opening night in Texas, 4/27...It was the 4th multi-error game of his career...Finished T5th in the AL with sacrifice hits (10) and 5th in SF (10)...Led the team in both categories...Was the 2nd hardest player in the AL to double up, hitting into just 4 GIDP all season (135.5 AB/DP)...Only Brady Anderson was tougher...Ejected by homeplate umpire Derryl Cousins on 8/11 at New York for arguing balls & strikes...It was the first ejection of Omar's career...Hit in the #2 hole the entire season...Signed to a 6-year contract with a club option for the 2002 season on 12/12...**1994** Won 2nd consecutive Rawlings Gold Glove Award after winning in '93 with Seattle...First Indians shortstop ever to win the Gold Glove Award...Along with Kenny Lofton, it marked the first time the Indians had multiple winners in a year since 1961 when Vic Power and Jimmy Piersall were recipients...Made just 6 errors on the year in 69 games and only three after 4/16...The Indians record for the fewest errors by a shortstop is 8 held by Lou Boudreau in 1949 and Frank Duffy in 1973...His .982 fielding percentage was third

among A.L. shortstops...On 4/16 at Jacobs Field he made 3 errors vs. KC...It was the first three error game of his career and only 3rd multi-error game of career...On 4/7 vs the Mariners he collected the first SB at Jacobs Field...On 4/22 at Texas he was taken out at 2B by Ivan Rodriguez...As a result of the incident, Omar was on the 15-day DL from 4/24-6/13 with a slight tear in the medial collateral ligament in his right knee...On 8/7 at Boston in the second game of a DH, Omar collected a career-high 6 RBI...Only HR of the season came on 4/20 at Minnesota off Jim Deshaies...Did not make an error from 4/16 until 8/3; a span of 51 consecutive errorless games...Batted .369 (31-84) with RISP, the 6th highest in the league...His 11 sacrifice bunts were T3rd in the AL...**1993** Captured the Rawlings Gold Glove Award for the first time in his career...Placed third among A.L. shortstops with a .980 fielding percentage., trailing KC's Gagne at .986 and Oakland's Bordick at .982...Was tied for the A.L. lead with 108 double plays, was second with 734 total chances and third with 244 putouts...Finished tied for 7th in the AL w/158 GP...It was the most games ever by a Mariners shortstop...Did not play on 8/18 at Baltimore, snapping a string of 214 consecutive games...On 4/11 vs the Orioles, Omar received the first intentional walk of his career...It came in his 1,748th plate appearance... Hit his first career grand slam on 4/13 at Skydome off Toronto's Danny Cox...It was his first home run in 626 at-bats and second in 1,138 ABs... Recorded final assist in Chris Bosio's no-hitter on 4/22 vs the Red Sox...Vizquel barehanded an Ernest Riles chopper...On 7/18 at Fenway Park he made two errors in a game for the first time since 6/20/89, snapping a string of 493 straight games without multiple errors...**1992** Led all ML shortstops with a .989 fielding percentage, the seventh best single season average in ML history...Led all A.L. shortstops with a .294 batting average that was 64 points higher than his '91 BA; third largest improvement in average in majors behind Mark McGwire and Rob Deer...Was placed on the DL on 4/13 w/sprained ligaments in his left knee...After a 6-game rehabilitation assignment at AAA Calgary he was activated on 5/11...On 6/25 at California he batted leadoff for the first time in his ML career..Had a career-best 14-game hitting streak, 8/11-28 and over that span batted .379 (22-58)...On 9/2 he was 8th in the league with a .311 average...In 61 games in the leadoff spot he batted .323 (86-266)...Played for Caracas of the Venezuelan League over the winter... **1991** Went 5-for-5 on 7/18 at Milwaukee, tying Seattle club record for hits in a game...Hit his only HR on 8/19 vs the Angels off Kirk McCaskill; his first long ball in 512 ABs...Made just two errors in last 50 games...Batted .312 (34-109) with RISP... **1990** Began year on DL after suffering sprained medial collateral ligament in his left knee...Underwent 20-day rehab assignment at AAA Calgary and AA San Bernardino, beginning 5/3...Was activated on 5/14 and optioned to AAA...Recalled on 7/5 and homered at Cleveland in his first game up...Hit safely in nine of his first 14 starts...Belted second homer and had career-high five RBI on 7/24 at Minnesota...Finished third among A.L. shortstops in fielding behind Ripken and Gagne...**1989** Made M.L. debut as M's Opening day shortstop on 4/3...Singled off Storm Davis on 4/6 at Oakland for first big league hit...Optioned to Calgary on 4/12 and played in seven games before being called back up to Seattle on 4/23...Hit first major league home run off Jimmy Key on 7/23 vs the Jays...Ranked 6th among league shortstops with a .971 fielding pct...**1988** Began the year at Vermont where he led all Eastern League shortstops with a .959 fielding pct. and made the All-Star Team...Hit .195 in his first 31 games and .282 the rest of the way...Promoted to AAA on 7/31...Named #4 Prospect in the Eastern League by *Baseball America* ... **1987** Played entire season at Salinas in the California League...Had a 12-game hitting streak, 5/9-23 and hit .354 (17-48) during that span...Led the Spurs in runs (61), triples (8) and walks (57)...**1986** Led Midwest League shortstops with a .969 fielding percentage, making 15 errors in 478 total chances for Wassau...**1985** Played at Bellingham and clubbed a career best 5 home runs...**1984** Began professional career with Butte of the Class A Pioneer League...Hit .311 in 15 games.

#### PERSONAL/MISC.

Full name **OMAR ENRIQUE VIZQUEL**...Married: Wife's name Nicole... Resides in Issaquah, WA...One Son: Nicholas Enrique (9/12/95)...Grew up in Caracas, VN... Attended Francisco Espejo High School in Caracas...Father, Omar, Sr. played semi-pro ball in Venezuela...Enjoys all types of music and art...Is an avid painter and artist...Serves as honorary spokesperson for "Young Audiences," an arts education organization in Cleveland, and donated a drawing to raise funds for their annual auction...Was honorary co-chairman for the United Way Home Runs Derby in 1996...Was presented with the Hutch Award after the 1996 season...The award, which is named after former Major League pitcher Fred Hutchinson, is given annually to a MLB player who best exemplifies character, desire and fighting spirit...Also served as honorary spokesperson for "Schools Now," which helps raise funds through the sale of entertainment booklets...Also active in Children's

Miracle Network for Rainbow Babies & Children's Hospital and hosts *Omar y Amigos*, a youth oriented program, before every Saturday home game...Tribe's 1998 nominee for the Roberto Clemente Award.

YEAR CLUB	AVG	G	AB	R	H	2B	3B	HR	RBI	BB	SO	SB
1984 Butte	.311	15	45	7	14	2	0	0	4	3	8	2
1985 Bellingham	.225	50	187	24	42	9	0	5	17	12	27	4
1986 Wausau	.213	105	352	60	75	13	2	4	28	64	56	19
1987 Salinas	.263	114	407	61	107	12	8	0	38	57	55	25
1988 Vermont	.254	103	374	54	95	18	2	2	35	42	44	30
Calgary	.224	33	107	10	24	2	3	1	12	5	14	2
1989 Seattle	.220	143	387	45	85	7	3	1	20	28	40	1
Calgary	.214	7	28	3	6	2	0	0	3	3	4	0
1990 Calgary	.233	48	150	18	35	6	2	0	8	13	10	4
San Bernardino	.250	6	28	5	7	0	0	0	3	3	1	1
Seattle	.247	81	255	19	63	3	2	2	18	18	22	4
1991 Seattle	.230	142	426	42	98	16	4	1	41	45	37	7
1992 Seattle	.294	136	483	49	142	20	4	0	21	32	38	15
Calgary	.273	6	22	0	6	1	0	0	2	1	3	0
1993 Seattle	.255	158	560	68	143	14	2	2	31	50	71	12
1994 CLEVELAND	.273	69	286	39	78	10	1	1	33	23	23	13
Charlotte	.269	7	26	3	7	1	0	0	1	2	1	1
1995 CLEVELAND	.266	136	542	87	144	28	0	6	56	59	59	29
1996 CLEVELAND	.297	151	542	98	161	36	1	9	64	56	42	35
1997 CLEVELAND	.280	153	565	89	158	23	6	5	49	57	58	43
1998 CLEVELAND	.288	151	576	86	166	30	6	2	50	62	64	37
Minor Lg. Totals	.242	494	1727	245	418	66	17	12	151	205	223	88
CLEVELAND TOTALS	.282	660	2511	399	707	127	14	23	252	257	246	157
American League	.268	1320	4622	622	1238	187	29	29	383	430	454	196
National League	—	—	—	—	—	—	—	—	—	—	—	—
M. L. TOTALS	.268	1320	4622	622	1238	187	29	29	383	430	454	196

1984 -Signed by the Seattle Mariners as a free agent, April 1.

1993 -Acquired by the Cleveland Indians from the Seattle Mariners in exchange for Felix Fermin and Reggie Jefferson, December 20.

## ALL-STAR GAME RECORD

YEAR CLUB	AVG	G	AB	R	H	2B	3B	HR	RBI	BB	SO	SB
1998 CLEVELAND	.500	1	2	0	1	0	0	0	0	0	0	0

## DIVISION SERIES RECORD

YEAR CLUB	AVG	G	AB	R	H	2B	3B	HR	RBI	BB	SO	SB
1995 CLEVELAND	.167	3	12	2	2	1	0	0	4	2	2	1
1996 CLEVELAND	.429	4	14	4	6	1	0	0	2	3	4	4
1997 CLEVELAND	.500	5	18	3	9	0	0	0	1	2	1	4
1998 CLEVELAND	.067	4	15	1	1	0	0	0	0	1	0	0
TOTALS	.305	16	59	10	18	2	0	0	7	8	7	9

## CHAMPIONSHIP SERIES RECORD

YEAR CLUB	AVG	G	AB	R	H	2B	3B	HR	RBI	BB	SO	SB
1995 CLEVELAND	.087	6	23	2	2	1	0	0	2	5	2	3
1997 CLEVELAND	.040	6	25	1	1	0	0	0	0	2	10	0
1998 CLEVELAND	.440	6	25	2	11	0	1	0	0	1	3	4
TOTALS	.192	18	73	5	14	1	1	0	2	8	15	7

## WORLD SERIES RECORD

YEAR CLUB	AVG	G	AB	R	H	2B	3B	HR	RBI	BB	SO	SB
1995 CLEVELAND	.174	6	23	3	4	0	1	0	1	3	5	1
1997 CLEVELAND	.233	7	30	5	7	2	0	0	1	3	5	5
TOTALS	.208	13	53	8	11	2	1	0	2	6	10	6

	1998					CAREER				
	AB	H	HR	RBI	BA	AB	H	HR	RBI	BA
SEASON	576	166	2	50	.288	4622	1238	29	383	.268
HOME	284	82	0	21	.289	2271	626	11	202	.276
ROAD	292	84	2	29	.288	2351	612	18	181	.260
vs. Balt.	43	11	0	3	.256	349	89	1	28	.255
Bos.	41	8	0	6	.195	389	113	2	47	.290
N.Y.	35	8	0	2	.229	341	83	2	26	.243
T.B.	38	10	0	6	.263	38	10	0	6	.263
Tor.	41	15	1	4	.366	343	98	7	30	.286
A.L. EAST	198	52	1	21	.263	1460	393	12	137	.269
Chi.	34	10	0	4	.294	358	101	2	27	.282
Cle.	—	—	—	—	—	163	42	2	9	.258
Det.	42	7	1	1	.167	351	94	2	29	.268
K.C.	42	18	0	3	.429	316	86	1	24	.272
Minn.	35	9	0	2	.257	382	109	2	33	.285
A.L. CENTRAL	153	44	1	10	.288	1570	432	9	122	.275
vs. Ana.	39	13	0	4	.333	306	75	1	27	.245
Oak.	34	6	0	0	.176	322	73	1	14	.227
Sea.	42	15	0	4	.357	167	48	1	12	.287
Tex.	46	16	0	5	.348	384	103	0	29	.268
A.L. WEST	161	50	0	13	.311	1179	299	3	82	.254
vs. Chi.	5	2	0	1	.400	19	3	0	1	.158
Cin.	13	4	0	2	.308	23	8	1	7	.348
Hou.	13	4	0	0	.308	23	5	0	0	.217
Milw.	11	5	0	2	.455	302	87	3	26	.288
Pitt.	12	2	0	0	.167	23	5	1	3	.217
St. L.	10	3	0	1	.300	23	6	0	5	.261
N.L. CENTRAL	64	20	0	6	.313	413	114	5	42	.276
PRE-ASG	318	96	0	30	.302	2319	650	14	201	.280
POST-ASG	258	70	2	20	.271	2303	588	15	182	.255
vs. RHP	408	120	1	37	.294	3345	927	17	265	.277
vs. LHP	168	46	1	13	.274	1277	311	12	118	.244
PINCH HITTING	—	—	—	—	—	21	3	0	2	.143
DES. HITTING	—	—	—	—	—	0	0	0	0	.000
IN APRIL	85	24	0	8	.282	538	131	4	44	.243
MAY	116	36	0	15	.310	690	183	5	61	.265
JUNE	102	31	0	5	.304	818	250	3	75	.306
JULY	97	25	0	10	.258	911	259	7	73	.284
AUGUST	105	26	0	4	.248	900	219	3	54	.243
SEPT/OCT	71	24	2	8	.338	765	196	7	76	.256

### TOP SINGLE-SEASON FIELDING PCTs BY MAJOR LEAGUE SHORTSTOPS

PLAYER	YEAR/TEAM	PCT.	C	ERRORS
1) CAL RIPKEN	1990/BALTIMORE	.996	680TC	3E
2) <b>OMAR VIZQUEL</b>	<b>1998/CLEVELAND</b>	<b>.993</b>	<b>720TC</b>	<b>5E</b>
3) TONY FERNANDEZ	1989/TORONTO	.992	741TC	6E
4) LARRY BOWA	1979/PHILADELPHIA	.991	683TC	6E
5) ED BRINKMAN	1972/DETROIT	.990	735TC	7E
6) CAL RIPKEN	1989/BALTIMORE	.990	815TC	8E

### CAREER GOLD GLOVES AMONG SHORTSTOPS

1.	Ozzie Smith	13
2.	Luis Aparicio	9
3.	Mark Belanger	8
4.	<b>OMAR VIZQUEL</b>	<b>6</b>
5.	Dave Concepcion	5
T6.	Alan Trammell	4
T6.	Tony Fernandez	4

### MLB ALL-TIME LEADERS IN FIELDING %

Shortstops w/1000 or more Games Played  
(Career Gold Gloves)

1.	<b>OMAR VIZQUEL (6)</b>	<b>.982</b>
T2.	Larry Bowa(2)	.980
T2.	Tony Fernandez (4)	.980
4.	Cal Ripken, Jr. (2)	.979
5.	Ozzie Smith (13)	.978
6.	Spike Owen (0)	.977

## VIZQUEL'S GAME HIGHS

**HITS:** 5, July 18, 1991 at Milwaukee (w/ SEA); **HR:** 1, 29 times, most recently on September 9, 1998 at Toronto; **RBI:** 6, twice, August 7, 1994 at Boston (G#2) & June 18, 1996 vs. Boston; **RUNS:** 4, twice, July 7, 1996 vs. Chicago & August 25, 1998 vs. Seattle; **SB:** 2, 24 times, most recently on September 5, 1998 at Detroit; **HITTING STREAK:** 14 games, August 11 thru August 28, 1992; **CAREER GRAND SLAMS:** 2, last on June 18, 1996 vs. Boston off Aaron Sele.

## VIZQUEL/ML FIELDING

YEAR	PCT	G	PO	A	E	TC	DP
1989	.971	143	208	388	18	614	102
1990	.980	81	103	239	7	349	48
1991	.980	139	224	422	13	659	105
1992	*.989	136	223	403	7	633	92
1993	.980	155	245	475	15	735	108
1994	.981	69	113	204	6	323	54
1995	.986	136	210	405	9	624	84
1996	.971	150	226	447	20	693	91
1997	.985	152	245	428	10	683	98
1998	*.993	151	273	442	5	720	94
<b>Totals</b>	<b>.982</b>	<b>1312</b>	<b>2070</b>	<b>3853</b>	<b>110</b>	<b>6033</b>	<b>876</b>

## Spring Invitee



Paul

WAGNER

22

**Age:** 31, born November 14, 1967 in Milwaukee, WI

**Position:** Pitcher

**Bats:** R                      **Height:** 6-1

**Throws:** R                      **Weight:** 210

**ML Service:** 5 + 149

**Contract Status:** Signed thru 1999.

**Acquired:** February 3, 1999; Signed by the Cleveland Indians to a minor league contract.

## 1998 SEASON HIGHLIGHTS

- ◆ Began the season on the big league club in Milwaukee as the 5th starter and picked up his first and only win of the year on April 18 vs. San Francisco... Finished April with a record of 1-2 with a 4.56 ERA in 4 starts (23.2IP, 20H, 12ER).
- ◆ Made 4 appearances (3 starts) in May before being placed on the 15-day disabled list on May 18 with Gastro-enteritis (viral infection of stomach/intestinal wall)... Was activated from the disabled list on June 1 after a short rehab. stint at A Beloit... Made 4 more appearances (1GS) for the Brewers from June 2-21 before being placed back on the 15-day DL on June 22 due to complications from his previous viral infection.
- ◆ Was activated from the DL on July 23 after Doug Jones was traded to the Indians and made his final start and appearance for the Brewers on July 24 vs. Montreal (game 2), allowing a career-high 11 runs (11ER) and a career-high 4 homers over 7.0 innings in Montreal's 11-2 win... Was designated for assignment and released on July 26 by Milwaukee... Overall at Milwaukee, major league hitters hit .302 (67-222) off him with 10 homers allowed... RH hitters hit .298 (34-114) with 7 HR and LH hitters hit .306 (33-108) with 3 HR.
- ◆ Was signed by the Atlanta Braves to a minor league contract on August 11 and assigned to AAA Richmond, where he spent the remainder of the regular season in the bullpen (8G, 1-0, 1.98ERA)... Limited AAA hitters a Richmond to a .220 (11-50) average against with 0 homers.

## PRO CAREER

**1997** Opened the season with the Pittsburgh Pirates on the 60-day disabled list while recovering from surgery to repair a torn ulnar collateral ligament in his right elbow...Was activated by Pittsburgh on 7/17...Threw a hitless inning in his first appearance of the season 7/18 at Philadelphia...Compiled a 1.29 ERA (1 ER in 7.0 IP) in seven relief outings in July...His longest outing of the season was 3.0 innings 8/6 vs Florida...Suffered a blown save 8/9 at Colorado allowing three hits and one run in 1.2 innings...Was designated for assignment on 8/19...Signed by the Brewers to a contract for the remainder of the 1997 and 1998 season on 9/1...Earned his first Brewers win in his first appearance with Milwaukee on 9/24 vs Kansas City...Finished the Brewers 4-3, 15-inning contest allowing only one hit in one scoreless inning of work...His only other appearance as a Brewer came in the last game of the season 9/28 vs Baltimore...**1996** Was Pittsburgh's Opening Day starter and combined with Jon Lieber and Dan Plesac on a three-hit shutout in a 4-0 win on 4/1 at Florida...Threw 6.2 innings, allowed two hits and struck out five...Did not surrender a run in his first 17.2 innings of work, the longest such streak by a Pirates pitcher since Tim Wakefield tossed 18.0 consecutive scoreless innings in 1993...Went 3-0 with a 0.77 ERA (2 ER in 23.1 IP) in first three starts...Was the first 3-0 start by a Pittsburgh pitcher since Randy Tomlin started 4-0 in 1992...Tossed complete game and tied career high with 11 strikeouts on 5/4 vs. Los Angeles...Left start of 5/19 at Houston after 3.0 innings with stiffness in right shoulder...Struck out 10 batters and allowed just one hit over 7.0 innings in a 2-0 loss vs. Colorado on 6/1...Left game in first inning on 6/6 at Los Angeles with arm problems...Was placed on the 15-day disabled list on 6/7 with an inflamed right biceps tendon...Was recalled from rehabilitation assignment and reinstated from D.L. on 7/2...Was placed on the 60-day D.L. on 7/23, retroactive to 7/20, with an ulnar collateral tear in his right elbow on 8/7 (surgery performed by Dr. James Andrews in Birmingham, AL)...Lost his last six decisions...**1995** Led the major leagues in losses, the first Pirate to do so since Jose De Leon in 1985 (2-19)...Received an average of 3.2 runs per start, but just 2.2 while he was in the game...The Pirates were shutout in three of his starts and held to one or fewer runs nine times...Went 0-5 with an 8.49 ERA in his first five starts (22 ER in 23.1 IP) before winning first game in seventh start, a 4-2 decision on 5/26 vs. Colorado...Lost his next five decisions and had a 1-10 record on 6/18, the first Pittsburgh pitcher to ever begin a season with that record...Walked eight batters on 6/4 at Colorado for the most walks issued by a Pirate pitcher since Tim Wakefield walked 10 batters on 4/27/93...Was on the disabled list between 7/3-21 with a strained right groin...Tossed complete game in a losing effort on 7/30 at New York...Came within one out of tossing the seventh no-hitter in club history on 8/29 vs. Colorado...Settled for a one-hitter and a career-high 11 strikeouts (lone hit was an infield single to second base by Andres Galarraga in the ninth)...Tossed third complete game, and picked up fifth win on 9/19 vs. St. Louis...Picked up third career save on 8/21 vs. Florida, his first save since 4/27/93 at Atlanta...**1994** Was 5-8 with a 4.84 ERA (55 ER in 102.1 IP) in 17 starts and 2-0 with a 3.12 ERA (6 ER in 17.1 IP) in 12 relief appearances...Tossed first career, nine-inning complete game on 5/1 vs. Atlanta...**1993** Began season in the bullpen...Picked up first major league save on 4/13 at San Diego...Was 1-0 with two saves and a 3.27 ERA in his first 19 appearances and also struck out 27 batters in 22.0 innings during that stretch...Was placed on the disabled list on 8/2 with a strained left hamstring...Went 3-2 with a 2.23 ERA (12 ER in 48.1 IP) in nine games (seven starts) after being reinstated on 8/18...Tossed first major league shutout in a 1-0 win on 9/14 at Florida (game was shortened to six innings due to rain)...Ranked fifth among all major league rookies in strikeouts and led club with 12 wild pitches and ranked fifth in the league in that department...**1992** Began season with Carolina (Double A)...Was ninth in the Southern League in ERA (3.03)...Was named to the Southern League All-Star team...Had contract purchased by Pittsburgh on 7/25...Became the first member of the Pirates' 1989 draft class to appear in a major league game when he started on 7/26 at Atlanta...Optioned back to Carolina on 7/27...Was promoted to AAA Buffalo on 7/29...Was a combined 9-9 with a 3.63 ERA in 27 starts with Carolina and Buffalo...Was recalled by Pirates on 9/8...Recorded first major win on 9/15 at St. Louis...Pitched 4.0 scoreless innings to pick up a victory in a 3-0 win on 9/29 at Chicago...Also collected his first major league hit in same

game off Frank Castillo...**1991** Used exclusively as a starter for the first time in his career...Led Salem (Class A) staff in wins, innings pitched, shutouts, complete games and strikeouts...Tied for the Carolina League lead in shutouts and tied for second in complete games...**1990** Began season with Augusta (Class A) before being promoted to Salem on 7/21...Was used primarily out of the bullpen with both clubs, posting a combined record of 7-8 with six saves and a 3.50 ERA...**1989** Spent first professional season with Welland in the New York-Penn League.

**PERSONAL/MISC.**

Full name **PAUL ALAN WAGNER**...Single...Resides in Slinger, WI ...Graduate of Washington (WI) High School in 1985 where he was an all-conference performer in baseball, basketball and football...Played baseball at Illinois State University where he compiled a school record 1.71 ERA during his sophomore season and tossed a no-hitter against Chicago State in 1987.

YEAR	CLUB	W	L	ERA	G	GS	CG	SHO	SV	IP	H	R	ER	BB	SO
1989	Welland	4	5	4.47	13	10	0	0	0	50.1	54	34	25	15	36
1990	Augusta	7	7	2.75	35	1	0	0	4	72.0	71	30	22	30	71
	Salem	0	1	5.00	11	4	0	0	2	36.0	39	22	20	17	28
1991	Salem	11	6	3.12	25	25	5	#2	0	158.2	124	70	55	60	113
1992	Carolina	6	6	3.03	19	19	2	1	0	121.2	104	52	41	47	101
	Buffalo	3	3	5.49	8	8	0	0	0	39.1	51	27	24	14	19
	Pittsburgh	2	0	0.69	6	1	0	0	0	13.0	9	1	1	5	5
1993	Pittsburgh	8	8	4.27	44	17	1	1	2	141.1	143	72	67	42	114
1994	Pittsburgh	7	8	4.59	29	17	1	0	0	119.2	136	69	61	50	86
1995	Pittsburgh	5*16		4.80	33	25	3	1	1	165.0	174	96	88	72	120
1996	Pittsburgh	4	8	5.40	16	15	1	0	0	81.2	86	49	49	39	81
	Bradenton	0	0	0.00	1	1	0	0	0	3.0	2	0	0	0	4
1997	Pittsburgh	0	0	3.94	14	0	0	0	0	16.0	17	7	7	13	9
	Carolina	3	1	10.13	12	3	0	0	0	16.0	25	20	18	16	20
	Milwaukee	1	0	9.00	2	0	0	0	0	2.0	3	2	2	0	0
1998	Milwaukee	1	5	7.11	13	9	0	0	0	55.2	67	49	44	31	37
	Beloit	0	1	7.20	1	1	0	0	0	5.0	7	4	4	0	3
	Louisville	1	0	8.76	3	3	0	0	0	12.1	17	12	12	5	6
	Richmond	1	0	1.98	8	0	0	0	0	13.2	11	4	3	3	9
Minor Lg. Totals		33	30	3.82	136	75	7	3	6	528.0	505	275	224	207	410
CLEVELAND TOTALS		—	—	—	—	—	—	—	—	—	—	—	—	—	—
American League		1	0	9.00	2	0	0	0	0	2.0	3	2	2	0	0
National League		27	45	4.82	155	84	6	2	3	592.1	632	343	317	252	452
M.L. TOTALS		28	45	4.83	157	84	6	2	3	594.1	635	345	319	252	452

M.L. HRs ALLOWED: 1992-0; 1993-15; 1994-7; 1995-18; 1996-10; 1997-4; 1998-10. Total: 64.

1989 -Selected by the Pittsburgh Pirates in the 12th round of the June draft.

1997 -Signed by the Milwaukee Brewers as a free agent, September 1.

1998 -Signed by the Atlanta Braves as a minor league free agent, August 8.

1999 -Signed by the Cleveland Indians as a minor league free agent, February 3.

	1998						CAREER					
	W-L-S	ERA	IP	H	ER	SO	W-L-S	ERA	IP	H	ER	SO
SEASON	1-5-0	7.11	55.2	67	44	37	28-45-3	4.83	594.1	635	319	452
HOME	1-4-0	7.64	35.1	45	30	19	18-26-1	4.91	310.0	334	169	240
ROAD	0-1-0	6.20	20.1	22	14	18	10-19-2	4.75	284.1	301	150	212
vs. Balt.	—	—	—	—	—	—	0-0-0	18.00	1.0	2	2	0
Bos.	—	—	—	—	—	—	—	—	—	—	—	—
N.Y.	—	—	—	—	—	—	—	—	—	—	—	—
T.B.	—	—	—	—	—	—	—	—	—	—	—	—
Tor.	—	—	—	—	—	—	—	—	—	—	—	—
A.L. EAST	—	—	—	—	—	—	0-0-0	18.00	1.0	2	2	0
vs. Chi	—	—	—	—	—	—	—	—	—	—	—	—
Cle.	—	—	—	—	—	—	—	—	—	—	—	—
Det.	—	—	—	—	—	—	—	—	—	—	—	—
K.C.	0-0-0	0.00	0.1	1	0	1	1-0-0	0	1.1	2	0	1
Minn.	—	—	—	—	—	—	—	—	—	—	—	—
A.L. CENTRAL	0-0-0	0.00	0.1	1	0	1	1-0-0	0	1.1	2	0	1
vs. Ana.	—	—	—	—	—	—	—	—	—	—	—	—
Oak.	—	—	—	—	—	—	—	—	—	—	—	—
Sea.	—	—	—	—	—	—	—	—	—	—	—	—
Tex	—	—	—	—	—	—	—	—	—	—	—	—
A.L. WEST	—	—	—	—	—	—	—	—	—	—	—	—
vs. Chi.	—	—	—	—	—	—	4-2-0	4.72	53.1	65	28	40
Cin.	0-0-0	9.00	1.0	2	1	1	1-8-0	8.32	4.1	63	41	27
Hou.	—	—	—	—	—	—	1-2-0	7.50	30.0	39	25	24
Milw.	—	—	—	—	—	—	—	—	—	—	—	—
Pitt.	0-0-0	8.31	4.1	8	4	2	0-0-0	8.31	4.1	8	4	2
St. L.	0-0-0	9.00	5.0	7	5	4	4-3-0	4.24	46.2	51	22	30
N.L. CENTRAL	0-0-0	8.71	10.1	17	10	7	10-15-0	6.04	178.2	226	120	123
PRE-ASG	1-4-0	6.10	48.2	56	33	32	15-33-2	5.04	369.2	403	207	292
POST-ASG	0-1-0	14.14	7.0	11	11	5	13-12-1	4.49	224.2	232	112	160
START	1-5-0	7.02	50.0	56	39	33	20-40-0	4.97	487.0	514	269	365
RELIEF	0-0-0	7.94	5.2	11	5	44	8-5-3	4.19	107.1	121	50	87
IN APRIL	1-2-0	4.56	23.2	20	12	16	5-7-2	4.07	104.0	100	47	102
MAY	0-1-0	6.89	15.2	19	12	11	5-12-0	5.28	134.2	149	79	100
JUNE	0-1-0	8.68	9.1	17	9	5	4-9-0	5.12	103.2	116	59	70
JULY	0-1-0	14.14	7.0	11	11	5	3-10-0	6.09	99.0	113	67	59
AUGUST	—	—	—	—	—	—	3-2-1	4.70	69.0	76	36	63
SEPT/OCT	—	—	—	—	—	—	8-5-1	3.32	84.0	81	31	58

**WAGNER'S GAME HIGHS**

**NO-HITTER:** —; **1-HITTER:** 1, August 29, 1995 vs. Colorado; **2-HITTER:** —; **3-HITTER:** 1, May 1, 1994 vs. Atlanta; **4-HITTER:** 1, September 14, 1993 at Florida; **K's (starter):** 11, two times, May 4, 1996 vs. Los Angeles and August 29, 1995 vs. Colorado; **K's (reliever):** 4, several times, last on July 23, 1994 at Houston; **WINNING STREAK:** 3, two times, last on April 1-18, 1996; **LAST CG, SHO:** August 29, 1995 vs. Colorado; **LAST SAVE:** August 21, 1995 vs. Florida.

**WAGNER/ML FIELDING**

YEAR	PCT	G	PO	A	E	TC	DP
1992	1.000	6	2	2	0	4	0
1993	1.000	44	9	13	0	22	3
1994	1.000	29	12	23	0	35	4
1995	1.000	33	12	24	0	36	1
1996	1.000	16	10	14	0	24	1
1997	1.000	16	1	4	0	5	0
1998	1.000	13	3	7	0	10	1
<b>Totals</b>	<b>1.000</b>	<b>157</b>	<b>49</b>	<b>87</b>	<b>0</b>	<b>136</b>	<b>10</b>



Mike

**WALKER****74**

**Age:** 32, born on October 4, 1966  
in Chicago, IL

**Position:** Pitcher

**Bats:** R                      **Height:** 6-1

**Throws:** R                    **Weight:** 205

**ML Service:** 1 + 165

**Contract Status:** Signed thru 1999.

**Acquired:** January 5, 1999; Signed by the Cleveland Indians to a minor league free agent contract.

### 1998 SEASON HIGHLIGHTS

- ◆ Spent his second straight season with the AAA Indianapolis Indians, setting a new International League record by appearing in 78 games...The next highest total by an IL pitcher in 1998 was 61...Appeared in 78 of Indy's 143 games (54.5%).
- ◆ Appeared in 75 games in relief and made 3 spot starts...In relief he was 4-7 with a 3.02 ERA & 6 saves in 75 outings (89.1IP, 77H, 30ER) and in 3 starts he was 0-1 with a 4.15 ERA (13.0IP, 9H, 6ER)...On the year he pitched four days in a row 3 times and three days in a row five times.
- ◆ He held IL hitters to a .230 (86-374) average against with 6 HR allowed in 102.1 innings...RH hitters hit .229 (58-253) with 4 HR and LH hitters hit .231 (28-121) with 2 homers...With runners in scoring position he held batters to a .243 (25-103) average against and with men on base IL hitters hit .238 (39-164).

### PRO CAREER

**1997** Spent his first season with the Indianapolis Indians...Fifth in the American Assn. with 55 games...Indians' Player of the Month for June when he went 3-1 with three saves and a 1.77 ERA...Opponents hit just .208 with runners on base and .183 with runners in scoring position...**1996** Was signed by Detroit on 4/26 after spending spring training as a non-roster invitee with the Philadelphia Phillies...Was assigned to AAA Toledo...Called up to Detroit on 5/24 and made his Tiger debut that night vs. Cleveland...Earned his first AL save and the 2<sup>nd</sup> of his career on 5/29 at KC...Was outrighted back to Toledo on 7/12, where he spent the rest of the season...Ranked 2<sup>nd</sup> on the Toledo squad with 6 saves in 28 outings with the Mudhens...His ERA (3.83) was the lowest on the club among pitchers with 20+ games pitched...**1995** Began the season on the big league roster with the Cubs...Was the winning pitcher in the franchise's 9000<sup>th</sup> win on 5/21 at Los Angeles, his first NL victory...Picked up first Major League save on 7/6 at New York (NL)...Outrighted to Iowa on 7/28, where he made 12 relief appearances before returning to the big leagues on 9/7, spending the rest of the season with the Cubs (7G)...**1994** Led the Cubs organization with 56 games pitched...Finished 3<sup>rd</sup> in the American Association with 37 games finished and tied for 3<sup>rd</sup> in appearances...Allowed just 2HR in 87.1IP...**1993** Signed by the Indians as a free agent on 2/8 as a spring invitee...Was released at the end of spring training on 3/30 and signed by the Cubs on 6/22...Split remainder of season between AA Orlando and AAA Iowa...**1992** Spent entire season pitching in AAA Toledo...**1991** First season pitching mainly in relief, spending majority of the year in Canton-Akron...Appeared in 5 games with the Indians, 5/22 to 6/15...Released by Cleveland on 11/27 and signed by Detroit on 12/24...**1990** Began the season at AAA Colorado Springs...Sent to AA Canton on 7/1, where he made 1 starts (7.0IP, 0R) before being promoted to Cleveland on 7/5...Was in the starting rotation from 7/21 to 9/8...Earned his first major league win on 8/10 vs. Detroit...Earned his other win on 9/20 at New York in relief...Struck out a career-high 6 on 8/24 at Baltimore...**1989** Tied for the Pacific Coast League lead with 28 starts for AAA Colorado Springs...Led club in innings (168.0) and strikeouts...**1988** Led Eastern League with career-high 15 wins, 144 strikeouts and 164.1 innings pitched at AA Williamsport for Indians manager Mike Hargrove...Recalled by Cleveland on 9/

9...Made his major league debut on 9/9 at Boston...Lost his first major league start on 9/15 at Toronto...**1987** Led the Midwest League with 8 CG at Waterloo and ranked 8<sup>th</sup> in strikeouts (144)...Ranked 3<sup>rd</sup> among MWLG starters 8.9 SO/9.OIP...Earned promotion to A Kinston of Carolina League on 8/9...**1986** Selected by the Indians in the 2<sup>nd</sup> round of the January draft.

### PERSONAL/MISC.

Full name **MICHAEL CHARLES WALKER**...Married to the former Justine Esposito...They have three children, one girl, Jessica and two boys, Michael, Jr. and Jordan...Graduated from Hernando High School in Brooksville, FL, his off-season residence...Attended Seminole Community College...Was drafted by the Montreal Expos in 1984 (14<sup>th</sup> round) and 1985 (1<sup>st</sup> round, secondary phase), but did not sign.

YEAR	CLUB	W	L	ERA	G	GS	CG	SHO	SV	IP	H	R	ER	BB	SO
1986	Burlington	4	6	5.89	14	13	1	0	0	70.1	75	65	46	45	42
1987	Waterloo	11	7	3.59	23	23	8	1	0	145.1	133	74	58	68	144
	Kinston	3	0	2.61	3	3	0	0	0	20.2	17	7	6	14	19
1988	Williamsport	*15	7	3.72	28	27	3	0	0	*164.1	162	82	68	74	144
	CLEVELAND	0	1	7.27	3	1	0	0	0	8.2	8	7	7	10	7
1989	Colo. Springs	6	15	5.79	28	#28	4	0	0	168.0	193	124	108	93	97
1990	Colo. Springs	2	7	5.58	18	12	0	0	1	79.0	96	62	49	36	50
	Canton-Akron	1	0	0.00	1	1	0	0	0	7.0	4	0	0	4	3
	CLEVELAND	2	6	4.88	18	11	0	0	0	75.2	82	49	41	42	34
1991	Canton-Akron	9	4	2.79	45	1	0	0	11	77.1	68	36	24	45	42
	CLEVELAND	0	1	2.08	5	0	0	0	0	4.1	6	1	1	2	2
1992	Toledo	2	8	5.83	42	1	0	0	4	78.2	102	62	51	44	44
1993	Orlando	2	3	7.31	16	2	0	0	1	28.1	42	26	23	9	21
	Iowa	1	1	2.70	12	0	0	0	0	23.1	22	8	7	9	11
1994	Iowa	6	2	2.99	56	0	0	0	8	87.1	80	33	29	34	56
1995	Iowa	1	1	4.10	16	1	0	0	0	26.1	22	13	12	19	13
	Chicago (NL)	1	3	3.22	42	0	0	0	1	44.2	45	22	16	24	20
1996	Toledo	3	2	3.83	28	0	0	0	6	44.2	37	23	19	27	37
	Detroit	0	0	8.46	20	0	0	0	1	27.2	40	26	26	17	13
1997	Indianapolis	9	6	2.98	55	5	0	0	7	102.2	80	35	34	46	80
1998	Indianapolis	4	8	3.17	*78	3	0	0	6	102.1	86	49	36	48	63
Minor Lg. Totals		79	77	4.19	463	120	16	1	44	1225.2	1219	699	570	615	866
CLEVELAND TOTALS		2	8	4.97	26	12	0	0	0	88.2	96	57	49	54	43
American League		2	8	5.80	46	12	0	0	1	116.1	136	83	75	71	56
National League		1	3	3.22	42	0	0	0	1	44.2	45	22	16	24	20
MAJOR LG. TOTALS		3	11	5.09	88	12	0	0	2	161.0	181	105	91	95	76

M.L. HRs ALLOWED: 1988-0; 1990-6; 1991-0; 1995-2; 1996-10. Total: 18.

1984 -Selected by the Montreal Expos in the 14th round of the June draft (did not sign).

1985 -Selected by the Expos in the 1st round of the secondary phase of the June draft (did not sign).

1986 -Selected by the Cleveland Indians in the 2nd round of the January draft.

1991 -Signed by the Detroit Tigers as a minor league free agent, December 24.

1993 -Signed by the Cleveland Indians as a minor league free agent, February 8.

1993 -Signed by the Chicago Cubs as a minor league free agent, June 22.

1994 -Re-signed by the Cubs as a free agent, January 7.

1996 -Signed by the Philadelphia Phillies as a free agent, January 22.

1996 -Signed by the Detroit Tigers as a free agent, April 24.

1997 -Signed by the Cincinnati Reds as a free agent, February 26.

1998 -Re-signed by the Reds as a free agent, February 2.

1999 -Signed by the Cleveland Indians as a minor league free agent, January 5.

WALKER (continued)

	1988						CAREER					
	W-L-S	ERA	IP	H	ER	SO	W-L-S	ERA	IP	H	ER	SO
SEASON	—	—	—	—	—	—	3-11-2	5.09	161.0	181	91	76
HOME	—	—	—	—	—	—	1-5-0	5.65	78.0	93	49	36
ROAD	—	—	—	—	—	—	2-6-2	4.55	83.0	88	42	40
vs. Balt.	—	—	—	—	—	—	0-1-0	7.43	13.1	16	11	10
Bos.	—	—	—	—	—	—	0-1-0	8.36	14.0	20	13	6
N.Y.	—	—	—	—	—	—	1-1-0	3.93	18.1	18	8	4
T.B.	—	—	—	—	—	—	—	—	—	—	—	—
Tor.	—	—	—	—	—	—	0-1-0	7.00	9.0	11	7	5
A.L. EAST	—	—	—	—	—	—	1-4-0	6.42	54.2	65	39	25
vs. Chi	—	—	—	—	—	—	0-0-0	10.80	3.1	6	4	1
Cle.	—	—	—	—	—	—	0-0-0	3.38	2.2	2	1	2
Det.	—	—	—	—	—	—	1-0-0	1.08	8.1	7	1	4
K.C.	—	—	—	—	—	—	0-1-1	10.00	9.0	16	10	3
Minn.	—	—	—	—	—	—	0-1-0	4.30	14.2	19	7	5
A.L. CENTRAL	—	—	—	—	—	—	1-2-1	5.45	38.0	50	23	15
vs. Ana.	—	—	—	—	—	—	0-1-0	5.06	5.1	3	3	2
Oak.	—	—	—	—	—	—	0-0-0	2.61	10.1	8	3	7
Sea.	—	—	—	—	—	—	0-0-0	0.00	1.0	0	0	1
Tex	—	—	—	—	—	—	0-1-0	7.20	5.0	7	4	4
A.L. WEST	—	—	—	—	—	—	0-2-0	4.15	21.2	18	10	14
vs. Chi.	—	—	—	—	—	—	—	—	—	—	—	—
Cin.	—	—	—	—	—	—	0-0-0	9.00	3.0	4	3	1
Hou.	—	—	—	—	—	—	0-2-0	8.44	5.1	14	5	1
Milw.	—	—	—	—	—	—	0-0-0	13.50	2.0	3	3	2
Pitt.	—	—	—	—	—	—	0-0-0	0.00	1.2	0	0	0
St. L.	—	—	—	—	—	—	0-0-0	0.00	2.0	1	0	0
N.L. CENTRAL	—	—	—	—	—	—	0-2-0	7.07	14.0	22	11	4
PRE-ASG	—	—	—	—	—	—	1-3-2	4.28	69.1	78	33	30
POST-ASG	—	—	—	—	—	—	2-8-0	5.69	91.2	103	58	46
START	—	—	—	—	—	—	1-7-0	5.92	65.1	77	43	31
RELIEF	—	—	—	—	—	—	2-4-2	4.52	95.2	104	48	45
IN APRIL	—	—	—	—	—	—	0-0-0	3.86	4.2	6	2	3
MAY	—	—	—	—	—	—	1-2-1	0.89	20.1	15	2	11
JUNE	—	—	—	—	—	—	0-1-0	5.77	34.1	46	22	11
JULY	—	—	—	—	—	—	0-4-1	6.75	32.0	37	24	15
AUGUST	—	—	—	—	—	—	1-1-0	4.24	34.0	34	16	16
SEPT/OCT	—	—	—	—	—	—	1-3-0	6.31	35.2	43	25	20

WALKER'S GAME HIGHS

NO-HITTER: —; 1-HITTER: —; 2-HITTER: —; 3-HITTER: —; 4-HITTER: —; K's (starter): 6, August 24, 1990 at Baltimore; K's (reliever): 3, June 18, 1996 vs. Oakland; WINNING STREAK: 1 game, three times, last Major League win came on May 21, 1995 at Los Angeles.

WALKER/ML FIELDING

YEAR	PCT	G	PO	A	E	TC	DP
1988	1.000	3	0	3	0	3	0
1990	1.000	18	4	9	0	13	1
1991	1.000	5	1	1	0	2	0
1995	.917	42	4	7	1	12	0
1996	1.000	20	2	1	0	3	0
<b>Totals</b>	<b>.970</b>	<b>88</b>	<b>11</b>	<b>21</b>	<b>1</b>	<b>33</b>	<b>1</b>



Mark

WHITEN

29

**Age:** 32, born November 25, 1966  
in Pensacola, FL

**Position:** Outfielder

**Bats:** S                      **Height:** 6-3

**Throws:** R                      **Weight:** 235

**ML Service:** 7 + 171

**Contract Status:** Signed thru 1999.

**Acquired:** May 6, 1998; Signed by Cleveland to a free agent major league contract for the 1998 season... December 8, 1998; Re-signed by Cleveland to a free agent major league contract for the 1999 season.

### 1998 SEASON HIGHLIGHTS

- ◆ Returned to the Tribe after a 5-year hiatus, spending time with six different teams over the 5-year span from 1993-97 after his trade to St. Louis for RHP Mark Clark on March 31, 1993... Began the campaign in the Mexican League with the Chetumal Mayas where he hit .382 (50-131) with 15 2B, 5 HR & 26 RBI in 41 games before being signed for the remainder of the season by the Indians on May 6 when Geronimo Berroa was injured.
- ◆ Made 55 starts for the Indians, hitting .291 (59-203) in those starts with 5 HR & 24 RBI... Appeared in 12 games in RF (7 GS), 20 games in CF (12 GS) & 38 games in left field (33 GS)... Also started 3 games at designated hitter... Hit his 100th career home run, his first since returning to the Indians, on May 19 at Kansas City off Jeff Montgomery... Drove in a season-high 4 runs on May 16 vs. Texas.
- ◆ Became the first non-pitcher to toe the rubber for the Indians since 6/24/68 (Willie Smith) on July 31 in Oakland... He allowed a run but struck out the side in the Tribe's 12-2 loss (1.0IP, 1H, 1R/ER, 2BB, 3SO, HBP)... Indians played a 17.0 inning game the night before in Seattle... Of the 474 position players believed to have pitched in major-league games since 1876, Whiten is the first to strike out the side... Collected a season-high 3 hits five times (last on 9/1).
- ◆ Made 2 starts in left field in his first taste of the post-season in his major league career, going 2 for 7 (.286) with a 2B, HR & 1 RBI... In his first career post-season appearance in game 3 of the ALCS vs. New York, Mark went 2-3 w/a 2B, HR (off Andy Pettitte) & 2 RS... Also started game 5 of the ALCS... Played winter ball in Venezuela after the season for Barquisimeto after the season (.233, 30-129, 3HR, 19RBI).

### PRO CAREER

**1997** Spent the 1997 season at the big league level with the New York Yankees before his release on 8/15 when Darryl Strawberry returned from knee surgery... Went 3 for 3 in his Yankee debut with 3 RBI at Seattle on 4/2... Hit game-winning homer in the 15th inning on 6/1 at Boston... Appeared in 44 games in left field (38GS) and 16 games (10GS) in right field for Joe Torre's Yankees... The switch-hitter hit .259 (21-81) off LHP w/3 HR & 10 RBI and .269 (36-134) off RHP with 2 HR & 14 RBI... **1996** Split the year between Philadelphia, Atlanta & Seattle... Started the season in Philly before his release on 6/17... Was signed by the Atlanta Braves one week later on 6/24... Was traded to Seattle after 36 games and 90 at bats with the Braves for RHP Roger Blanco on 8/14... Hit PH HR to snap a 4-4 tie in a 6-5 win over the Yankees (off Wickman) in his 1st Mariners at bat on 8/16... Became first player ever to ht a HR in last AB in one league (w/Braves) and hit a homer in 1st at bat in the other league... Had game-winning PH 3-run HR in last AB as a Brave on 8/13 at Philadelphia... Hit his 3rd career grand slam on 8/29 vs. Baltimore, a game-winning 2 out GS in the bottom of the 9th that gave the M's a 9-6 win... Hit 4th career grand slam at Minnesota on 9/13, an upper deck, 460 foot shot... For the year he hit .262 (108-412) with 20 2B, 22 HR & 71 RBI in 136 games... Hit .314 (33-105) w/MISP on the year... **1995** Traded to Boston from St. Louis on 4/8... On DL, 5/22 - 6/9 with a strained left hamstring... Hit .385 (10x26) in 7 rehab games at

Pawtucket, 6/2-9...Optioned to Pawtucket, 6/23...Hit .240 (18-75) before being recalled on 7/17...Overall, made 27 starts in RF (31 appearances) with 3 assists, appeared in one game as the Boston DH...Traded to Philadelphia on 7/25 for Dave Hollins...Went 1-3 and scored the winning run in his Phillies debut, 7/25 vs. Colorado...Hit fourth career multiple HR game, 8/15 at Houston (2 HR)...Hit game winning 2-run HR in the 11th inning, 9/9 vs. Houston...Had 10 game hit streak, 9/9-19, .372 (16x43) 3HR, 11 RBI...Tied for team lead in HR (11) despite playing just 60 games for Philadelphia...Had four assists from right field with Philadelphia...Went 7 for 7 in stolen base attempts...**1994** Spent the season with the St. Louis Cardinals...Was placed on the D.L., 4/15-5/5 with strained rib cage muscle on right side...Had career best .293 average, but rib cage injury and slow start limited him to 53 RBI...Hit longest HR by a Cardinal at Busch Stadium with 452 foot blast to RF on 5/6 vs New York Mets (off Pete Smith)...Enjoyed career high 14-game hit streak, 6/28-7/16...Tied with Bernard Gilkey for team lead in outfield assists (9)...**1993** Traded by the Indians to St. Louis at the end of spring training on 3/31/93...Had career highs in several offensive categories...Paced club in HR (25), highest total for a Cardinal since 1987 (Jack Clark) and most by a card switch-hitter since 1979 (Ted Simmons)...Hit 2-HR, one from each side of the plate, 9/14 vs. Montreal...Hit 464 foot HR into upper deck, 8/11 at Pittsburgh, becoming the only visiting player to reach the RF overhang at Three Rivers...Earned NL Player of the Week honors, July 15-18, for hitting .385 (5-13), 3HR, 9RBI in four games...Shared NL player of the Week honors with Houston's Darryl Kile, 9/6-11...Tied M.L. records for HR (4), and RBI (12) on 9/7 at Cincinnati (game 2)...Tied N.L. mark for RBI in a double header (13)...His 4-HR game was the 12th in M.L. history and first since 1986 (Bob Horner)...No player has hit 4 homers in a game since that night in Cincinnati...Led St. Louis outfielders in games (148) and putouts (329)...Voted by N.L. managers as Best Outfield Arm in the league...**1992** Spent full season with Cleveland...Finished second in the A.L. in outfield assists with 14...Had three hits, five RBI on 4/17 at New York...Tied career high with four hits on 4/29 vs. Oakland...Had career best 11-game hit streak, 5/16-27, .439 (18-41)...Hit first career grand slam, 5/19 vs Texas (off Jeff Robinson)...Missed 10 games with contusion on his right eye, caused by fouling a bunt attempt on 6/4...Led clubs in walks, second in stolen bases and third with a .347 on-base percentage...Voted best outfield arm in A.L. for second straight year...**1991** Began the season with Toronto, batting .221 in 46 games...Traded to Cleveland, 6/27...Led A.L. rookie outfielders with 13 assists, sixth best in A.L....Was voted Best Outfield Arm in A.L. in a poll of M.L. managers...Led A.L. rookies in triples, tied for second with 45 RBI and was fifth among rookies with 9 HR...Had first 2-HR game, 8/5 at Texas (both off Kevin Brown)...Suffered a sprained ankle, 9/4 at Minnesota while fielding...Was out until 9/27 (missed 18 games)...**1990** Moved up to Syracuse (AAA) to start the season...Had 13-game hit streak, 6/13-24...Had a five hit game, 6/30 vs Oklahoma City...Named to AAA All-Star team and season ending International League All-Star squad...Baseball America's Top Prospect in the IL...Promoted to Toronto, 7/12...Hit first M.L. HR, 7/26 vs. Kansas City (off Kevin Appier)...Optioned back to Syracuse on 8/13 and returned to Toronto on 8/30 for the remainder of the season...Started 20 games in RF for Toronto...**1989** Returned to Knoxville...Led the club in runs and walks...Led Southern League in HBP (11); second in outfield assists (17)...**1988** Began the season at Dunedin of the Florida State League...Led F.S.L. in outfield assists (21) and was promoted to Knoxville (AA) on 8/3...Had 125 hits in 127 games...**1987** Spent season at Myrtle Beach in the South Atlantic League...Named by *Baseball America* as outfielder with the best arm in the league...Named to the S.A.L. All-Star team and selected by Howe News Bureau as the S.A.L. "Star of Stars" award winner for statistical excellence...Led S.A.L. in games, total chances (322), outfield assists (13) and double plays by an outfielder...Also led league in HBP (16) and was fourth in walks...**1986** Was originally selected by the Toronto Blue Jays in the fifth round of the 1986 June Draft...Began his professional career at Medicine Hat of the Pioneer League...Played in all 70 games...Finished third in the league in AB, tied for third in hits, fifth in total bases (133), and tied for fifth in HR's and stolen bases...Winner of R. Howard Webster Award, as team MVP.

#### PERSONAL/MISC.

Full name **MARK ANTHONY WHITEN**...Married to the former Sheri Smith (11/13/93)...The couple has two children - a girl, Daisha Cymone (9/3/95), and a son, Devin (7/16/97)...Resides in Clearwater, FL...Graduated from Pensacola (FL) H.S. in 1984 and played against Travis Fryman and Jay Bell at rival Tate H.S....Attended Pensacola Junior College where he earned MVP honors in baseball in 1986...Finalist for 1993 ESPN "ESPY" award for outstanding performance after his 4 HR, 12 RBI effort in Cincinnati on Sept. 7 (G2)...Enjoys fishing in his spare time.

YEAR CLUB	AVG	G	AB	R	H	2B	3B	HR	RBI	BB	SO	SB
1986 Medicine Hat	.300	#70	270	53	81	16	3	10	44	29	56	22
1987 Myrtle Beach	.253	*139	494	90	125	22	5	15	64	76	149	49
1988 Dunedin	.252	99	385	61	97	8	5	7	37	41	69	17
Knoxville	.259	28	108	20	28	3	1	2	9	12	20	6
1989 Knoxville	.258	129	423	75	109	13	6	12	47	60	114	11
1990 Syracuse	.290	104	390	65	113	19	4	14	48	37	72	14
Toronto	.273	33	88	12	24	1	1	2	7	7	14	2
1991 Toronto	.221	46	149	12	33	4	3	2	19	11	35	0
CLEVELAND	.256	70	258	34	66	14	4	7	26	19	50	4
1992 CLEVELAND	.254	148	508	73	129	19	4	9	43	72	102	16
1993 St. Louis	.253	152	562	81	142	13	4	25	99	58	110	15
1994 Louisville	.300	3	10	2	3	1	0	1	3	1	1	0
St. Louis	.293	92	334	57	98	18	2	14	53	37	75	10
1995 Boston	.185	32	108	13	20	3	0	1	10	8	23	1
Pawtucket	.284	28	102	19	29	3	1	4	13	19	30	4
Philadelphia	.269	60	212	38	57	10	1	11	37	31	63	7
1996 Philadelphia	.236	60	182	33	43	8	0	7	21	33	62	13
Atlanta	.256	36	90	12	23	5	1	3	17	16	25	2
Seattle	.300	40	140	31	42	7	0	12	33	21	40	2
1997 New York (AL)	.265	69	215	34	57	11	0	5	24	30	47	4
1998 Chetumal	.382	41	131	38	50	15	0	5	26	44	17	5
CLEVELAND	.283	88	226	31	64	14	0	6	29	29	60	2
Minor Lg. Totals	.268	600	2182	385	585	85	25	65	265	275	511	123
CLEVELAND TOTALS	.261	306	992	138	259	47	8	22	98	120	212	22
<b>American League</b>	<b>.257</b>	<b>526</b>	<b>1692</b>	<b>240</b>	<b>435</b>	<b>73</b>	<b>12</b>	<b>44</b>	<b>191</b>	<b>197</b>	<b>371</b>	<b>31</b>
<b>National League</b>	<b>.263</b>	<b>400</b>	<b>1380</b>	<b>221</b>	<b>363</b>	<b>54</b>	<b>8</b>	<b>60</b>	<b>227</b>	<b>175</b>	<b>335</b>	<b>47</b>
<b>M. L. TOTALS</b>	<b>.260</b>	<b>926</b>	<b>3072</b>	<b>461</b>	<b>798</b>	<b>127</b>	<b>20</b>	<b>104</b>	<b>418</b>	<b>372</b>	<b>706</b>	<b>78</b>

1986 -Selected by the Toronto Blue Jays in the 5th round of the January draft.

1991 -Acquired by the Cleveland Indians, along with Denis Boucher, Glenallen Hill and cash from the Blue Jays in exchange for Tom Candiotti and Turner Ward, June 27.

1993 -Acquired by the St. Louis Cardinals from the Indians in exchange for Mark Clark and Juan Andujar, March 31.

1995 -Acquired by the Boston Red Sox, along with Rheal Cormier, from the Cardinals in exchange for Scott Cooper, Cory Bailey and a player to be named later, April 8.

1995 -Acquired by the Philadelphia Phillies from the Red Sox in exchange for Dave Hollins, July 25.

1995 -Re-signed by the Phillies as a free agent, December 21.

1996 -Signed by the Atlanta Braves as a free agent, June 24.

1996 -Acquired by the Seattle Mariners from the Braves in exchange for Roger Blanco, August 14.

1997 -Signed by the New York Yankees as a free agent, January 9.

1998 -Signed by the Indians as a free agent, May 6.

1998 -Re-signed by the Indians as a free agent, December 8.

#### DIVISION SERIES RECORD

YEAR CLUB	AVG	G	AB	R	H	2B	3B	HR	RBI	BB	SO	SB
1998 CLEVELAND	— DID NOT PLAY —											

#### CHAMPIONSHIP SERIES RECORD

YEAR CLUB	AVG	G	AB	R	H	2B	3B	HR	RBI	BB	SO	SB
1998 CLEVELAND	.286	2	7	2	2	1	0	1	1	1	3	0

## WHITEN (continued)

	1998					CAREER				
	AB	H	HR	RBI	BA	AB	H	HR	RBI	BA
SEASON	226	64	6	29	.283	3072	798	104	418	.260
HOME	122	38	3	20	.311	1461	378	50	203	.259
ROAD	104	26	3	9	.250	1611	420	54	215	.261
vs. Balt.	4	0	0	1	.000	91	20	4	10	.220
Bos.	9	3	0	0	.333	120	29	3	14	.242
N.Y.	34	9	2	3	.265	146	38	7	17	.260
T.B.	3	1	0	0	.333	3	1	0	0	.333
Tor.	4	1	1	2	.250	67	19	2	12	.284
A.L. EAST	54	14	3	6	.259	427	107	16	53	.251
Chi.	18	6	0	2	.333	140	37	2	9	.264
Cle.	—	—	—	—	—	71	9	0	3	.127
Det.	17	5	0	3	.294	109	33	1	16	.303
K.C.	26	5	1	3	.192	153	33	4	17	.216
Minn.	21	6	0	3	.286	114	37	6	15	.325
A.L. CENTRAL	82	22	1	11	.268	587	149	13	60	.254
vs. Ana.	16	5	0	2	.313	128	36	1	11	.281
Oak.	10	4	0	0	.400	142	40	4	16	.282
Sea.	8	0	0	0	.000	94	24	1	8	.255
Tex.	14	5	1	4	.357	128	36	5	22	.281
A.L. WEST	48	14	1	6	.292	492	136	11	57	.276
vs. Chi.	1	1	0	0	1.000	99	23	1	9	.232
Cin.	5	0	0	0	.000	100	22	5	18	.220
Hou.	9	4	1	5	.444	119	40	9	32	.336
Milw.	6	1	0	0	.167	124	28	3	15	.226
Pitt.	12	5	0	0	.417	119	33	3	17	.277
St. L.	9	3	0	1	.333	44	8	1	5	.182
N.L. CENTRAL	42	14	1	6	.333	605	154	22	96	.255
PRE-ASG	101	30	5	17	.297	1568	405	49	206	.258
POST-ASG	125	34	1	12	.272	1504	393	55	212	.261
vs. RHP	136	39	6	20	.287	2164	564	71	308	.261
vs. LHP	90	25	0	9	.278	908	234	33	110	.258
PINCH HITTING	14	4	0	1	.286	61	20	3	14	.328
DES. HITTING	12	5	0	2	.417	48	13	0	3	.271
IN APRIL	—	—	—	—	—	415	109	15	55	.263
MAY	21	7	3	7	.333	504	134	14	61	.266
JUNE	66	20	2	10	.303	505	116	13	64	.230
JULY	52	14	0	5	.269	563	145	18	76	.258
AUGUST	31	8	0	1	.258	561	158	23	80	.282
SEPT/OCT	56	15	1	6	.268	524	136	21	82	.260

## WHITEN'S GAME HIGHS

**HITS:** 4, three times, most recently on September 7, 1993 (G#2) at Cincinnati; **HR:** 4, September 7, 1993 (G#2) at Cincinnati; **3HR GAMES:** -; **2HR GAMES:** 3, most recently on August 15, 1995 at Houston; **RBI:** 12, September 7, 1993 (G#2) at Cincinnati; **RUNS:** 4, September 7, 1993 (G#2) at Cincinnati; **SB:** 2, May 3, 1992 vs. California; **HITTING STREAK:** 14 games, June 28 thru July 16, 1994; **CAREER GRAND SLAMS:** 4, last on September 13, 1996 at Minnesota off Jose Parra.

## WHITEN/ML FIELDING

YEAR	PCT	G	PO	A	E	TC	DP
1990	1.000	30	60	3	0	63	0
1991	.975	109	256	13	7	276	2
1992	.980	144	321	14	7	342	1
1993	.971	148	329	9	10	348	1
1994	.964	90	234	9	9	252	2
1995	.976	199	426	18	11	455	1
1996	.952	119	228	11	12	251	1
1997	.954	57	102	2	5	109	0
1998	.970	72	124	7	4	135	1
<b>Totals</b>	<b>.971</b>	<b>968</b>	<b>2080</b>	<b>86</b>	<b>65</b>	<b>2231</b>	<b>9</b>



## Enrique

**WILSON**

**35**

**Age:** 23, born July 27, 1975  
in Santo Domingo, DR

**Position:** Infielder

**Bats:** S                      **Height:** 5-11

**Throws:** R                      **Weight:** 170

**ML Service:** 0+140

**Contract Status:** Signed thru 1999.

**Acquired:** February 21, 1994; Acquired from the Minnesota Twins in exchange for LHP Shawn Bryant.

### 1998 SEASON HIGHLIGHTS

- ◆ Began the season on the major league roster and went 3 for 5 on opening night, March 31 at Seattle w/2 doubles... All 3 hits came off Randy Johnson... Suffered a torn ligament in his left thumb on a 9th inning stolen base attempt at second in Anaheim on April 3 in the 3rd game of the season.
- ◆ Was placed on the 15-day disabled list on April 6 (retro. to 4/4) and had surgery to repair the damaged ligament on April 7 in Cleveland by Dr. Louis Keppler... Was transferred to the 60-day DL on 4/14... Rehabbed the thumb in Cleveland until going on a 20-day rehabilitation assignment on June 2 to AAA Buffalo... Was activated from the DL and optioned to AAA on June 16.
- ◆ Spent the next six weeks with the Bisons until being recalled for his 2nd tour of duty with the Tribe on August 2 to give David Bell a breather a second base... Was later optioned back to Buffalo on August 14 to clear a spot for Cecil Fielder... Was recalled for the 3rd and final time on August 25 and spent the remainder of the season with the big league club... Platooned against LHP with Joey Cora over the last month of the season.
- ◆ Started 23 games for the Indians, hitting .317 (26-82) with 5 2B, HR & 11 RBI in the 23 starts... Made 22 appearances at second base (15GS), 10 appearances at SS (6 GS) & 2 appearances at 3B (2GS)... Clubbed his first major league HR on Sept. 13 vs. Chicago (AL) off Jim Parque... Also connected for his first career grand slam (2<sup>nd</sup> HR of the year) at New York on Sept. 21 in the Tribe's 4-1 win (off Pettitte)... The 4 RBI established a new career-high... With the Indians he was 5 for 20 (.250) with RISP and was 1 for 1 with the bases loaded (HR).
- ◆ Went a combined .188 (3-16) with 2 RS & 1 RBI in 6 post-season games... Made 5 starts and 6 appearances at second base for Mike Hargrove in the playoffs... Started a 2<sup>nd</sup> base in the last 4 games of the ALCS vs. New York.
- ◆ Over his 56 games with the Bisons he hit .281 (62-221) with 13 2B, 4HR & 23 RBI and stole 8 bases in 11 attempts... At AAA he hit .328 (20-61) with runners in scoring position... He made 48 appearances at 2B and 6 appearances at SS for the Herd... Batted a team-high .360 (18-50) in September with 2HR & 7RBI.

### PRO CAREER

**1997** Spent the entire season with the AAA Buffalo Bisons where he hit .306 (138-451) w/20 2B, 3 3B, 11 HR & 39 RBI in 118 games for the Bisons... Led the club in hits (138), at bats (451) and runs (78)... His .306 batting average was the 4th best mark in the American Association and was the 3rd best mark among all Indians farmhands... Appeared in 64 games at shortstop, 51 games at second base and 2 games at third and was 1-2 w/3 RBI as a pinch-hitter... Posted a .959 (296TC, 12E) fielding % at SS and a .970 (268TC, 8E) fielding mark at 2B... Hit .290 (9-31) in the American Association playoffs with 1 2B, and 1 RBI in 8 games for the A.A. Champion Bisons... Finished the season on a terror, hitting .362 (47-130) over his last 33 games w/4 2B, 5 HR & 13 RBI from July 28 thru the end of the season... Raised his average .283 to .306 over the last 5 weeks of the season... Was recalled to the major leagues on 9/12 after the A.A. playoffs and joined the team in Chicago... Was immediately sent home to Cleveland and quarantined after being diagnosed with the Chicken Pox... Returned to the club on 9/20 in Kansas

City...Made his major league debut on 9/24 vs. New York and collected his first hit that night off New York's Dwight Gooden...Collected first ML RBI on 9/25 vs. New York (2-4, RS) with an RBI single off Willie Banks...Was not eligible for post-season play but was placed on the Division Series roster vs. the New York Yankees in place of injured first baseman Herbert Perry when Mike Hargrove opted for a 10-man pitching staff...Did not appear in the series vs. the Yankees and was subsequently left off the ALCS and World Series roster when the pitching staff was expanded to 11....Reported to the Arizona Fall League following the ALCS and played with the Grand Canyon Rafters...**1996** Spent the entire season with AA Canton-Akron before a late season call-up to AAA Buffalo...Appeared in 113 games at shortstop for the little Indians and 1 game at second base...Was named to the Eastern League Post-Season All-Star Team following the season and played in the EL All-Star Game on 7/8 in Trenton, NJ...Finished tied for 7th in the EL with a .307 average...The switch hitting infielder hit .363 (61-168) with 9 2B, 1 3B, 4HR & 25 RBI from the right side (off LHP) and .272 (86-316) from the left side (off RHP) with 8 2B, 4 3B, 1 HR & 25 RBI...His 75 double plays turned led EL shortstops...Missed 13 games from 8/7-19 with a sore back, but was not placed on the disabled list...Promoted to AAA Buffalo on 8/31...Made his AAA debut that night vs. Nashville...Went 4-5 with a 2B & RS on 9/1 vs. the Sounds in his first AAA start at SS...Appeared in only 2 games (0-3) for the Escogido Lions of the Dominican Winter League after the season...**1995** Spent the season with the Kinston Indians, the champions of the Carolina League...For his play in Kinston he was named the best defensive shortstop and most exciting player in the Carolina League by *Baseball America*...Finished T1st in the Carolina League with 7 triples...Was the 2nd hardest player in the Carolina League to fan, striking out just 1 time every 13.29 plate appearances...Stole 18 bases in 37 attempts...Hit .266 (62-233) at home and .268 (62-231) on the road...Contract purchased from Kinston on 11/20 and added to the 40-man roster...**1994** Assigned to Columbus following his acquisition from the Twins on 2/21 in exchange for LHP Shawn Bryant...Had a banner season for the Redstixx, hitting .279 with 82 RS, 28 2B, 12 3B, 10 HR & 72 RBI...Finished tied for 2nd in the South Atlantic League in 3B (12) and 4th in at bats (512)...Led SAL shortstops in games (123), total chances (587), and assists (382)...Hit in 14 straight games, 4/24-5/11...Named to the South Atlantic League Post-Season All-Star Team...Was named the 2nd best prospect and the best defensive shortstop in the SAL by *Baseball America*...Homered from both sides of the plate in the same game on 7/15 vs. Capital City...**1993** Spent the season with the Elizabethton Twins...Led the team in homers (13) and RBI (50)...**1992** Spent 13 games with the Gulf Coast League Twins after signing his first professional contract with the Twins on 4/15...Signed by Twins scout Johnny Sierra.

### PERSONAL/MISC.

Full name **ENRIQUE MARTES WILSON**...Married, wife's name is Leydis...Resides in Santo Domingo, DR...Attended Liceo Amelio Ramon Jimenez High School in Santo Domingo, DR.

YEAR CLUB	AVG	G	AB	R	H	2B	3B	HR	RBI	BB	SO	SB
1992 GCL Twins	.341	13	44	12	15	1	0	0	8	4	4	3
1993 Elizabethton	.289	58	197	42	57	8	4	13	50	14	18	5
1994 Columbus	.279	133	512	82	143	28	12	10	72	44	34	21
1995 Kinston	.267	117	464	55	124	24	#7	6	52	25	38	18
1996 Canton-Akron	.304	117	484	70	147	17	5	5	50	31	46	23
Buffalo	.500	3	8	1	4	1	0	0	0	1	1	0
1997 Buffalo	.306	118	451	78	138	20	3	11	39	42	41	9
CLEVELAND	.333	5	15	2	5	0	0	0	1	0	2	0
1998 CLEVELAND	.322	32	90	13	29	6	0	2	12	4	8	2
Buffalo	.281	56	221	40	62	13	0	4	23	19	21	8
Minor Lg. Totals	.290	615	2382	380	690	112	31	49	294	180	203	87
CLEVELAND TOTALS	.324	37	105	15	34	6	0	2	13	4	10	2
American League	.324	37	105	15	34	6	0	2	13	4	10	2
National League	—	—	—	—	—	—	—	—	—	—	—	—
M. L. TOTALS	.324	37	105	15	34	6	0	2	13	4	10	2

1992 -Signed by the Minnesota Twins as a free agent, April 15.

1994 -Acquired by the Cleveland Indians from the Twins in exchange for Shawn Bryant, February 21.

### DIVISION SERIES RECORD

YEAR	CLUB	AVG	G	AB	R	H	2B	3B	HR	RBI	BB	SO	SB
1997	CLEVELAND	— DID NOT PLAY —											
1998	CLEVELAND	.000	1	2	0	0	0	0	0	0	0	0	0

### CHAMPIONSHIP SERIES RECORD

YEAR	CLUB	AVG	G	AB	R	H	2B	3B	HR	RBI	BB	SO	SB
1998	CLEVELAND	.214	5	14	2	3	0	0	0	1	1	3	0

	1998					CAREER				
	AB	H	HR	RBI	BA	AB	H	HR	RBI	BA
SEASON	90	29	2	12	.322	105	34	2	13	.324
HOME	35	10	1	4	.286	50	15	1	5	.300
ROAD	55	19	1	8	.345	55	19	1	8	.345
vs. Balt.	—	—	—	—	—	—	—	—	—	—
Bos.	0	0	0	0	.000	0	0	0	0	.000
N.Y.	13	6	1	4	.462	22	9	1	5	.409
T.B.	6	1	0	3	.167	6	1	0	3	.167
Tor.	1	0	0	0	.000	1	0	0	0	.000
A.L. EAST	20	7	1	7	.350	29	10	1	8	.345
Chi.	7	1	1	1	.143	7	1	1	1	.143
Cle.	—	—	—	—	—	—	—	—	—	—
Det.	7	4	0	0	.571	7	4	0	0	.571
K.C.	8	3	0	1	.375	8	3	0	1	.375
Minn.	13	4	0	1	.308	19	6	0	1	.316
A.L. CENTRAL	35	12	1	3	.343	41	14	1	3	.341
vs Ana.	12	4	0	1	.333	12	4	0	1	.333
Oak.	8	2	0	1	.250	8	2	0	1	.250
Sea.	13	4	0	0	.308	13	4	0	0	.308
Tex.	2	0	0	0	.000	2	0	0	0	.000
A.L. WEST	35	10	0	2	.286	35	10	2	2	.286
vs. Chi.	—	—	—	—	—	—	—	—	—	—
Cin.	—	—	—	—	—	—	—	—	—	—
Hou.	—	—	—	—	—	—	—	—	—	—
Milw.	—	—	—	—	—	—	—	—	—	—
Pitt.	—	—	—	—	—	—	—	—	—	—
St. L.	—	—	—	—	—	—	—	—	—	—
N.L. CENTRAL	—	—	—	—	—	—	—	—	—	—
PRE-ASG	7	4	0	0	.571	7	4	0	0	.571
POST-ASG	83	25	2	12	.301	98	30	2	13	.306
vs. RHP	41	10	0	2	.244	50	12	0	3	.240
vs. LHP	49	19	2	10	.388	55	22	2	10	.400
PINCH HITTING	1	0	0	0	0	1	0	0	0	.000
DES. HITTING	—	—	—	—	—	—	—	—	—	—
IN APRIL	7	4	0	0	.571	7	4	0	0	.571
MAY	—	—	—	—	—	—	—	—	—	—
JUNE	—	—	—	—	—	—	—	—	—	—
JULY	—	—	—	—	—	—	—	—	—	—
AUGUST	33	7	0	5	.212	33	7	0	5	.212
SEPT/OCT	50	18	2	7	.360	65	23	2	8	.354

#### WILSON'S GAME HIGHS

**HITS:** 3, four times, most recently on September 22 (D), 1998 at New York;  
**HR:** 1, twice, most recently on September 21, 1998 at New York; **RBI:** 4, September 21, 1998 at New York;  
**RUNS:** 2, three times, most recently on September 19, 1998 vs. Kansas City;  
**SB:** 1, twice, most recently on September 24, 1998 at Minnesota; **HITTING STREAK:** 5 games, September 17 thru September 22, 1998; **CAREER GRAND SLAMS:** 1, September 21, 1998 at New York off Andy Pettitte.

#### WILSON/ML FIELDING

YEAR	PCT	G	PO	A	E	TC	DP
1997	.952	5	7	13	1	21	4
1998	.983	34	43	76	2	121	10
<b>Totals</b>	<b>.979</b>	<b>39</b>	<b>50</b>	<b>89</b>	<b>3</b>	<b>142</b>	<b>14</b>



Jaret

WRIGHT

27

**Age:** 23, born December 29, 1975 at Anaheim, CA

**Position:** Pitcher

**Bats:** R                      **Height:** 6-2

**Throws:** R                      **Weight:** 230

**ML Service:** 1 + 097

**Contract Status:** Signed thru 2002 with a club option for 2003.

**Acquired:** Selected by the Indians in the 1st round (10th overall) of the 1994 June Draft.

### 1998 SEASON HIGHLIGHTS

- ◆ Jaret enjoyed a solid season in his first full Major League campaign... Rebounded from a slow start to post productive numbers after posting a mark of 1-3 with a 5.86 ERA over his first 8 starts (43.0IP, 51H, 28ER)... Over his last 24 starts he went 11-7 with a 4.38 ERA (150.0IP, 156H, 73ER) to lower his ERA from 5.86 to 4.72 (went into the 6<sup>th</sup> inning in 20 of the 24GS).
- ◆ Won his opening start of the year at Seattle on April 1 and did not win again until May 21 at KC (8GS w/o a win)... Won four straight starts from May 21 to June 6... He went 4-2 with a 3.46 ERA in 6 starts in June (41.2IP, 37H, 16ER).
- ◆ Compiled a 2-1 mark in five July starts w/a 6.15 ERA (26.1IP, 38H, 18ER), allowing a career-high 8 runs (6ER) in his start at Chicago on July 18... Had shortest outing of his major league career in his start in Anaheim on August 3, allowing a career-high 7 earned runs in 2.0 innings... Allowed a career-high 11 hits and 7 earned runs in his start at Seattle on July 29... If you take away the 4 start span from July 18 to August 3 (0-2, 12.91 ERA 15.1IP, 32H, 22ER) his 1998 numbers were 12-8 w/a 4.01 ERA in 28 starts (177.1IP, 79ER).
- ◆ Fanned a career-high 10 batters in his start at Detroit in 6.0 innings on Sept. 6... Went 1-2 in 5 Sept. starts w/a 4.40 ERA (30.2IP, 27H, 15ER, 32SO) and was 1-1 over his last 3 starts with a 2.84 ERA (19.0IP, 15H, 6ER) ... Walked a career-high 7 batters in his start vs. KC on Sept. 18 and finished the season with 87BB (T7th in the AL)... His 11 HB were T6th among AL pitchers.
- ◆ Won his 10<sup>th</sup> game of the season in his start against Baltimore on August 16... He & Bartolo Colon comprise the first two Tribe pitchers under the age of 24 to win 10+ games since 1964 (Sam McDowell & Luis Tiant).
- ◆ In his start on June 1 @DET, Jaret tossed his first career ML shutout, blanking Detroit 2-0 on just 3 hits (9.0IP, 3H, 0R, 3BB, 7SO)... It was the first 9.0 inning complete game of his professional career (2 minor league CG's were both 7.0IP).
- ◆ Indians were 21-11 (.656) over his 32 starts on the year... Over his two year major league career the Indians are 33-15 (.688) over his 48 ML starts... Major League hitters hit .277 (207-747) off him with 22 HR allowed... RH hitters hit .248 (86-347) with 10 HR and LH hitters hit .303 (121-400) with 12 HR... Went 5.0+ innings in 27 of the 32 assignments... Lost a career-high three straight decisions from April 12-May 10.
- ◆ Went 0-2 with a 9.82 ERA in 3 post-season outings in 1998 (2GS, 11.0IP, 14H, 12ER, 10BB, 10SO)... Allowed two 3-run HR's in his first playoff start (4.1IP, 7H, 6R/ER) vs. Boston in game 1 of the Division Series and last just 0.2IP (5H, 5R/ER) in his 2<sup>nd</sup> start in game 1 of the ALCS at New York, the shortest start of his Major League career.
- ◆ Rebounded with a solid performance in long relief in game 5 of the ALCS vs. New York (6.0IP, 2H, 1R/ER), equaling the 2<sup>nd</sup> longest relief outing in ALCS history... The 6.0IP was longest relief outing by an Indian in 1998... Signed a 4-year contract thru the 2002 season a day after the season ended on October 15.

## PRO CAREER

**1997** Made a late, but strong impression on Rookie of the Year voters, posting a mark of 8-3 w/a 4.38 ERA in 16 regular season starts... Finished T4th among AL rookies in wins(8), 6th in starts (16) and 9th in innings (90.1) despite making along 16 starts after he was called up on 6/25... Finished 5th in the BBWAA American League Rookie of the Year voting with 7 points... Voting was completed prior to his 3-0 post-season record in 5 starts... Began the regular season in AA Akron where he compiled a record of 3-3 with a 3.67 ERA in 8 starts (54.0IP, 43H, 22ER, 59SO) before he was promoted to AAA Buffalo on 5/16... Tossed a 7-inning, 2-hit shutout on 6/3 vs. Indianapolis (G1) ... Over his last 4 starts at AAA he was 2-0 with a 1.73 ERA (26.0IP, 15H, 5ER, 24SO)... Combined at AA and AAA, he went w/a 2.82 ERA in 15 starts (94.0IP, 73H, 42R/31ER, 42BB, 106SO)... Averaged 10.2 strikeouts per 9.0IP in minors as hitters hit .206 (73-355) off him at AA & AAA... RH hitters hit .171 (44-257)... Contract was purchased from AAA Buffalo on 6/24 and he made his major league debut that night vs. the Minnesota Twins... Picked up his first ML win in the Tribe's 10-5 win (5.2IP, 7H, 5R/ER)... Left his 2<sup>nd</sup> ML start on 7/1 at Houston in the 5<sup>th</sup> inning w/a bruised and lacerated right index finger, injured on a bunt attempt... Did not pitch between 7/2-15 before returning to action at Milwaukee on 7/16... Indians were 12-4 (.750) over his 16 starts (4-1 in post-season)... ML hitters hit just .238 off Jaret (81-341) w/9HR... Over his last 7 starts he was 5-1 w/a 3.48 ERA (41.1IP, 35H, 16ER, 14BB, 29SO) with the Tribe going 6-1 over the span... Was 7-0 w/a 3.44 ERA in 11 regular season starts after a Tribe loss (65.1IP, 51H, 25ER)... Was outstanding in the post-season, compiling a mark of 3-0 with a 4.73 ERA in 5 playoff starts (26.2IP, 24H, 14ER, 19BB, 25SO)... Became one of six rookie pitchers to win three games in a single post-season and the first since LA's Tim Lincecum in 1988... Florida rookie Livan Hernandez became the first rookie ever to win 4 games in the '97 post-season... Became the youngest pitcher (21 years, 9 mos., 4 days) in AL Division Series history after he started and won Game 2 in Yankee Stadium on 10/2... Also won the deciding Game 5 vs. New York, putting the Tribe in the ALCS for the 2nd time in 3 years... Went 2-0 with a 3.97 ERA in the Division Series in 2 starts vs. the Yankees (11.1IP, 11H, 5ER, 10SO)... Started and won Game 4 of the World Series vs. Florida (6.0IP, 5H, 3R/ER, 5BB, 5SO) and started the deciding Game 7 at Florida, becoming the 2nd youngest pitcher ever to start a deciding game of a World Series and the 7th rookie to start a Game 7 of a series... KC's Bret Saberhagen was the youngest in 1985 vs. the Cardinals (21 years, 6 mos., 16D) and St. Louis' Joe Magrane in 1987 at Minnesota was the last rookie to start a Game 7 before Wright... Was 2-0 with a 4.50 ERA after a loss in the post-season (12.0IP, 6ER), bringing his '97 record at the big league level after a Tribe loss to 9-0 with a 3.61 ERA (77.1IP, 59H, 31ER) in 13 starts... **1996** Former #1 pick posted an outstanding season for the Class A Kinston Indians of the Carolina League... Had season interrupted for almost 2 months after breaking his jaw... His 2.50 ERA would have won the Carolina League ERA title had it not been for the 2 month layoff... Entered the all-star break with a record of 4-4 with an ERA of 2.53 (67.2IP, 43H, 19ER, 76SO) over his first 13 starts... At the Class A All-Star Game at Rancho Cucamonga on 6/18 he suffered a broken jaw in batting practice after being hit in the face by a bat swung by Durham's Ron Wright (now with Pittsburgh)... Placed on the disabled list on 6/19 and was activated on 8/5... After the activation he went 3-0 with a 2.43 ERA in 6 regular season starts (33.1IP, 22H, 9ER, 33SO)... Struck out a season-high 12 batters in 5.0 innings on 4/16 vs. Durham, including the last 7 batters he faced... In his last regular season outing he tossed a season-high 8.0 innings, allowing just 1 hit vs. Prince William on 8/13 (8.0IP, 1H, 0R, 2BB, 7SO)... Was 0-1 with a 2.57 ERA in 1 post-season start in the Carolina League playoffs (7.0IP, 7H, 3R/2ER, 5BB, 2SO)... Allowed only 1 home run over his 19 starts and 101.0 innings pitched... Did not allow a homer over his last 14 GS (75.1IP)... Pitched for the Scottsdale Scorpions of the Arizona Fall League after the season... Went 1-1 with a 4.10 ERA in 10 AFL games for the Scorpions (9GS, 41.2IP, 31H, 19ER, 26BB, 37SO, 1HR)... **1995** Spent his second pro season at A Columbus of the South Atlantic League... Held opposing batters to a .205 (93-453) average, the 5th lowest mark in the league and the 7th lowest total among all Class A pitchers... Finished 2nd on the club in strikeouts (113), games started (24), and 3rd in innings pitched (129.0IP)... His 3.00 ERA ranked 3rd among Redstix starters and 6th among Tribe farmhands... **1994** First round selection (10th overall) out of Katella High School... Assigned to Rookie Burlington of the Appalachian League after signing his first pro contract on 7/21 and made 4 starts for the little Indians.

**PERSONAL/MISC.**

Full name **JARET SAMUEL WRIGHT**...Single...Resides in Newport Beach, CA...Played baseball and football at Katella High School in Anaheim, CA...Posted a record of 8-2 with a 2.83 ERA in 14 games (11GS, 10CG, 82.0IP, 60H, 32ER, 41BB, 111SO) in his senior season in 1994 prior to being drafted by the Indians...Named league MVP and was named LA High School "Player of the Year" by the *Orange County Register* and *Los Angeles Times*...Selected to the West Coast All-American Team by Gatorade...Father, Clyde, went 100- 111 over his 10-year major league career with the Angels, Brewers and Rangers from 1966-75...Lefthander played with the Yomiuri Giants (22-18, 3.97 ERA) from 1976-78 of the Japan Central League...Was an AL All-Star in 1970 when he went 22-12 with a 2.83 ERA in 39 starts and threw a no-hitter on 7/3/70 vs. Oakland...Enjoys golfing and surfing in the off-season.

YEAR	CLUB	W	L	ERA	G	GS	CG	SHO	SV	IP	H	R	ER	BB	SO
1994	Burlington	0	1	5.40	4	4	0	0	0	13.1	13	10	8	9	16
1995	Columbus	5	6	3.00	24	24	0	0	0	129.0	93	55	43	79	113
1996	Kinston	7	4	2.50	19	19	0	0	0	101.0	65	32	28	55	109
1997	Akron	3	3	3.67	8	8	1	0	0	54.0	43	26	22	23	59
	Buffalo	4	1	1.80	7	7	1	1	0	45.0	30	16	9	19	47
	CLEVELAND	8	3	4.38	16	16	0	0	0	90.1	81	45	44	35	63
1998	CLEVELAND	12	10	4.72	32	32	1	1	0	192.2	207	109	101	87	140
Minor Lg. Totals		19	15	2.89	62	62	2	1	0	342.1	244	139	110	185	344
CLEVELAND TOTALS		20	13	4.61	48	48	1	1	0	283.0	288	154	145	122	203
American League		20	13	4.61	48	48	1	1	0	283.0	288	154	145	122	203
National League		—	—	—	—	—	—	—	—	—	—	—	—	—	—
MAJOR LG. TOTALS		20	13	4.61	48	48	1	1	0	283.0	288	154	145	122	203

M.L. HRs ALLOWED: 1997-9; 1998-22. Total: 31.

1994 -Selected by the Cleveland Indians in the 1st round (10th overall) of the June draft.

**DIVISION SERIES RECORD**

YEAR	CLUB	W	L	ERA	G	GS	CG	SHO	SV	IP	H	R	ER	BB	SO
1997	CLEVELAND	2	0	3.97	2	2	0	0	0	11.1	11	6	5	7	10
1998	CLEVELAND	0	1	12.46	1	1	0	0	0	4.1	7	6	6	2	6
TOTALS		2	1	6.32	3	3	0	0	0	15.2	18	12	11	9	16

**CHAMPIONSHIP SERIES RECORD**

YEAR	CLUB	W	L	ERA	G	GS	CG	SHO	SV	IP	H	R	ER	BB	SO
1997	CLEVELAND	0	0	15.00	1	1	0	0	0	3.0	6	5	5	2	3
1998	CLEVELAND	0	1	8.10	2	1	0	0	0	6.2	7	6	6	8	4
TOTALS		0	1	10.24	3	2	0	0	0	9.2	13	11	11	10	7

**WORLD SERIES RECORD**

YEAR	CLUB	W	L	ERA	G	GS	CG	SHO	SV	IP	H	R	ER	BB	SO
1997	CLEVELAND	1	0	2.92	2	2	0	0	0	12.1	7	4	4	10	12

**1997 A.L. ROOKIE OF THE YEAR BALLOTING**

	1st	2nd	3rd	T
Nomar Garciaparra, BOS	28	-	-	140
Jose Cruz, JR., SEA/TOR	-	18	7	61
Jason Dickson, ANA	-	6	9	27
Deivi Cruz, DET	-	3	3	12
<b>JARET WRIGHT, CLE</b>	-	<b>1</b>	<b>4</b>	<b>7</b>
Mike Cameron, CWS	-	-	5	5

	1998						CAREER					
	W-L-S	ERA	IP	H	ER	SO	W-L-S	ERA	IP	H	ER	SO
SEASON	12-10-0	4.72	192.2	207	101	140	20-13-0	4.61	283.0	288	145	203
HOME	6-4-0	4.61	91.2	107	47	66	9-6-0	4.78	128.0	145	68	95
ROAD	6-6-0	4.81	101.0	100	54	74	11-7-0	4.47	155.0	143	77	108
vs. Balt.	2-0-0	4.35	20.2	19	10	13	2-0-0	4.35	20.2	19	10	13
Bos.	0-0-0	3.68	7.1	6	3	3	0-1-0	3.38	13.1	11	5	8
N.Y.	2-1-0	3.66	19.2	21	8	13	2-1-0	13.66	19.2	21	8	13
T.B.	0-0-0	1.17	7.2	8	1	6	0-0-0	1.17	7.2	8	1	6
Tor.	—	—	—	—	—	—	0-1-0	8.38	9.2	14	9	7
A.L. EAST	4-1-0	3.58	55.1	54	22	35	4-3-0	4.18	71.0	73	33	47
vs. Chi	0-0-0	7.16	16.1	19	13	14	2-0-0	4.55	29.2	29	15	21
Cle.	—	—	—	—	—	—	—	—	—	—	—	—
Det.	2-2-0	1.93	28.0	26	6	24	2-2-0	2.32	31.0	28	8	25
K.C.	3-0-0	2.41	18.2	12	5	16	3-0-0	2.41	18.2	12	5	16
Minn.	0-1-0	2.57	7.0	5	2	6	2-1-0	4.98	21.2	23	12	23
A.L. CENTRAL	5-3-0	3.34	70.0	62	26	60	9-3-0	3.56	101.0	92	40	85
vs. Ana.	0-2-0	15.19	10.2	19	18	8	1-2-0	10.70	17.2	23	21	12
Oak.	0-1-0	5.00	9.0	12	5	11	2-1-0	3.04	23.2	21	8	21
Sea.	1-1-0	9.60	15.0	25	16	6	1-1-0	9.60	15.0	25	16	6
Tex.	0-1-0	3.55	12.2	14	5	10	0-1-0	4.82	18.2	22	10	12
A.L. WEST	1-5-0	8.37	47.1	70	44	35	4-5-0	6.60	75.0	91	55	51
vs. Chi.	—	—	—	—	—	—	—	—	—	—	—	—
Cin.	1-0-0	1.13	8.0	2	1	4	1-0-0	1.13	8.0	2	1	4
Hou.	—	—	—	—	—	—	0-0-0	2.25	4.0	1	1	2
Milw.	0-1-0	7.94	5.2	10	5	4	1-1-0	5.40	11.2	13	7	10
Pitt.	—	—	—	—	—	—	0-1-0	7.50	6.0	7	5	2
St. L.	1-0-0	4.26	6.1	9	3	2	1-0-0	4.26	6.1	9	3	2
N.L. CENTRAL	2-1-0	4.05	20.0	21	9	10	3-2-0	4.25	36.0	32	17	20
PRE-ASG	8-5-0	4.09	112.1	110	51	84	9-5-0	4.20	122.0	118	57	90
POST-ASG	4-5-0	5.60	80.1	97	50	56	11-8-0	4.95	161.0	170	88	113
START	12-10-0	4.72	192.2	207	101	140	20-13-0	4.61	283.0	288	145	203
RELIEF	—	—	—	—	—	—	—	—	—	—	—	—
IN APRIL	1-2-0	6.23	30.1	35	21	25	1-2-0	6.23	30.1	35	21	25
MAY	2-1-0	3.15	34.1	35	12	27	2-1-0	3.15	34.1	35	12	27
JUNE	4-2-0	3.46	41.2	37	16	26	5-2-0	3.99	47.1	44	21	30
JULY	2-1-0	6.15	26.1	38	18	13	4-2-0	4.41	51.0	53	25	34
AUGUST	2-2-0	5.83	29.1	35	19	17	4-3-0	5.75	61.0	66	39	33
SEPT/OCT	1-2-0	4.40	30.2	27	15	32	4-3-0	4.12	59.0	55	27	54

## WRIGHT'S GAME HIGHS

**NO-HITTER:** —; **1-HITTER:** —; **2-HITTER:** —; **3-HITTER:** 1, June 1, 1998 at Detroit; **4-HITTER:** —; **K's:** 10, September 6, 1998 at Detroit; **WINNING STREAK:** 4 games, twice, most recently from May 21 thru June 6, 1998; **ONLY CG:** June 1, 1998 at Detroit (3-hitter). **ONLY CG SHO:** June 1, 1998 at Detroit (3-hitter).

## WRIGHT/ML FIELDING

YEAR	PCT	G	PO	A	E	TC	DP
1997	1.000	16	5	10	0	15	1
1998	.977	32	16	26	1	43	0
<b>Totals</b>	<b>.983</b>	<b>48</b>	<b>21</b>	<b>36</b>	<b>1</b>	<b>58</b>	<b>1</b>

## BEHIND THE SCENES



**CY BUYNAK** is now in his 38th season with the Indians, his sixth as Visiting Clubhouse Manger. After 29 years as head equipment manager and home clubhouse manager, Cy moved to the visitor's clubhouse in 1994.

The 63-year old Buynak began as an assistant equipment man in 1962, a position he held for four years before assuming the top job in 1966. Cy received the 1993 Steve Olin, Frank Gibbons "Good

Guy" award from the Cleveland BBWAA.

During the off-season, the Benedictine graduate coaches CYO boys and girls basketball. Cy's girls varsity team captured the city championship in 1985.

Cy and his wife Mary reside in North Royalton with their dogs Sonny and Alex.



**TED WALSH** begins his third season as the Tribe Equipment and Home Clubhouse Manager. Ted was named to the post on January 6, 1997.

Ted, 36, came to the Indians from the San Francisco 49ers, where he spent 18 seasons with the 5-time World Champions, the last 12 of which he spent as their assistant equipment manager. Walsh already has ties to Major League Baseball, having worked as a clubhouse assistant in spring training in Sun

City, AZ for the Milwaukee Brewers from 1982-86.

With the 49ers he designed and patented "Quick Cleat", a tool that is used by more than 300 college and professional football teams to change cleats expediently on football shoes when turf conditions call for it.

Walsh was born and raised in Concord, CA and graduated from Concord High School in 1981. He received an associate of arts degree from Diablo Valley Junior College in 1985.

Ted is single and resides in Lakewood, OH.



**JEFF SIPOS** begins his third season as the Tribe's Equipment Acquisitions/Distribution Manager after serving as the Tribe's equipment manager from 1993-96. This season will be Sipos' 28th with the Indians.

Sipos, 44, has been associated with the Indians in a variety of positions since 1971— as a batboy, on the grounds crew, as clubhouse assistant and assistant equipment manager.

The 1977 graduate of Bowling Green State University is responsible for the budgeting, ordering, receiving and distribution of all equipment throughout the organization, at both the major league and minor league levels during spring training, the regular season and instructional leagues.

Jeff, a certified recording engineer, amateur hockey player and skydiver, is single and makes his home in Parma, OH with his father, Andy.

## NOTES

# CLEVELAND INDIANS ROSTER

(as of 2-5-99)

## NUMERICAL ROSTER

	No.	PITCHERS (20)	B T	Ht.	Wt.	Born	Birthplace	Residence	1998 Club	W-L	ERA	G	GS	CG	SV	IP	H	R	ER	BB	SO	MLS
1	Will Cordero, of	45	ASSENMACHER, Paul	L L	6-3	210	12-10-60	Allen Park, MI	CLEVELAND	2-5	3.26	69	0	0	3	47.0	54	22	17	19	43	12+158
2	Einar Diaz, c	64	BRAMMER, J.D.	R R	6-4	235	1-30-75	West Logan, WV	Kinston	3-2	1.33	15	0	0	2	27.0	15	6	4	8	33	0+000
4	Luis Isaac, coach	34	BURBA, Dave	R R	6-4	240	7-7-66	Dayton, OH	CLEVELAND	15-10	4.11	32	31	0	0	203.2	210	100	93	69	132	7+059
6	Jolbert Cabrera, inf	40	COLON, Bartolo	R R	6-0	225	5-24-75	Altamira, DR	CLEVELAND	14-9	3.71	31	31	6	0	204.0	205	91	84	79	158	1+112
7	Kenny Lofton, of	16	GOODEN, Dwight	R R	6-3	210	11-16-64	Tampa, FL	Buffalo	1-2	9.00	4	4	0	0	16.0	23	16	16	7	18	14+000
8	Jeff Newman, coach	63	HAMILTON, Jimmy	L L	6-3	190	8-1-75	Harrisonburg, VA	Kinston	4-6	2.75	4	0	0	4	75.1	61	25	23	21	83	0+000
11	Brian Graham, coach	42	JACKSON, Mike	R R	6-2	225	12-22-64	Houston, TX	CLEVELAND	1-1	1.55	69	0	0	40	64.0	43	11	11	13	55	12+059
12	Roberto Alomar, inf	20	KARSAY, Steve	R R	6-3	205	3-24-72	Flushing, NY	Buffalo	6-4	3.76	16	14	0	0	79.0	89	39	33	15	63	3+098
13	Omar Vizquel, inf	36	MARTIN, Tom	L L	6-1	200	5-21-70	Charleston, SC	CLEVELAND	0-2	5.92	11	1	0	0	24.1	31	16	16	6	13	1+082
15	Sandy Alomar, c	71	MARTINEZ, Willie	R R	6-2	185	1-4-78	Barquisimeto, Ven.	Buffalo	3-1	6.00	41	0	0	0	36.0	46	25	24	13	35	0+000
16	Dwight Gooden, rhp	56	MATTHEWS, Mike	L L	6-2	175	10-24-73	Fredericksburg, VA	Akron	9-6	4.38	26	26	2	0	154.0	169	92	75	44	117	0+000
17	Travis Fryman, inf	41	NAGY, Charles	L R	6-3	200	5-5-67	Fairfield, CT	CLEVELAND	15-10	5.22	33	33	2	0	210.1	250	139	122	66	120	8+048
20	Steve Karsay, rhp	67	NEGRETTE, Richard	R R	6-2	175	3-6-76	Maracaibo, Ven.	Columbus	1-3	5.09	21	0	0	2	40.2	39	24	23	22	35	0+000
23	David Justice, of	59	RAKERS, Jason	R R	6-2	200	6-29-73	Pittsburgh, PA	Kinston	3-5	2.88	28	0	0	0	50.0	32	22	16	27	41	0+015
24	Manny Ramirez, of	39	REED, Steve	R R	6-2	212	3-11-66	Los Angeles, CA	CLEVELAND	0-0	9.00	1	0	0	0	1.0	0	1	1	3	0	6+014
25	Jim Thome, inf	73	RINCON, Ricardo	L L	5-10	187	4-13-70	Veracruz, Mexico	San Francisco	2-2	1.48	50	0	0	0	54.2	30	10	9	19	50	2+000
27	Jaret Wright, rhp	53	SHUEY, Paul	R R	6-3	215	9-16-70	Lima, OH	Carolina	0-0	6.00	2	0	0	0	3.0	5	2	2	2	1	0+000
28	Clarence Jones, coach	48	SPRADLIN, Jerry	S R	6-7	246	6-14-67	Fullerton, CA	Nashville	0-0	0.00	1	0	0	0	1.0	0	0	0	0	1	3+094
29	Mark Whiten, of	47	VILLONE, Ron	L L	6-3	235	1-16-70	Englewood, NJ	Pittsburgh	0-2	2.91	60	0	0	14	65.0	50	31	21	29	64	0+000
30	Mike Hargrove, manager	27	WRIGHT, Jaret	R R	6-2	230	12-29-75	Anaheim, CA	Buffalo	0-0	2.51	11	0	0	2	14.1	11	4	4	6	22	0+000
32	Charlie Manuel, coach	34	Dave Burba, rhp	R R	6-2	230	12-29-75	Anaheim, CA	Akron	0-0	54.00	1	0	0	0	0.1	3	2	2	1	0	3+021
34	Enrique Wilson, inf	35	Enrique Wilson, inf	R R	6-2	230	12-29-75	Anaheim, CA	Philadelphia	4-4	3.53	69	0	0	1	81.2	63	34	32	20	76	3+021
									Buffalo	2-2	2.01	23	0	0	7	22.1	20	11	5	11	28	3+037
									CLEVELAND	0-0	6.00	25	0	0	0	27.0	30	18	18	22	15	0+000
									CLEVELAND	12-10	4.72	32	32	1	0	192.2	207	109	101	87	140	1+097

No.	Catchers (2)	B T	Ht.	Wt.	Born	Birthplace	Residence	1998 Club	AVG.	G	AB	R	H	2B	3B	HR	RBI	BB	SO	SB	MLS
36	Tom Martin, lhp																				
38	Phil Regan, coach																				
39	Steve Reed, rhp	RR	6-5	215	6-18-66	Salinas, PR	Westlake, OH	CLEVELAND	.235	117	409	45	96	26	2	6	44	18	45	0	9-047
40	Bartolo Colon, rhp	RR	5-10	165	12-28-72	Chiriqui, Panama	Chesnee, SC	Buffalo	.313	115	415	62	130	21	3	8	63	21	33	3	0-082
41	Charles Nagy, rhp																				
42	Mike Jackson, rhp	RR	6-0	177	12-8-72	Cartagena, Columbia	Cartagena, Columbia	CLEVELAND	.000	1	4	0	0	0	0	0	0	0	2	0	
43	Danny Williams, coach																				
44	Richie Sexson, inf	RR	6-1	195	3-25-69	Lexington, KY	Pensacola, FL	Buffalo	.318	129	494	94	157	24	1	10	45	68	71	25	0+015
45	Paul Assemacher, lhp	RR	5-11	175	9-24-74	New London, CT	East Lyme, CT	CLEVELAND	.000	1	2	0	0	0	0	0	0	0	1	0	
47	Ron Villone, lhp	RR	6-7	206	12-29-74	Portland, OR	Brush Prairie, WA	CLEVELAND	.287	146	557	74	160	33	2	28	96	44	125	10	8-089
48	Jerry Spradlin, rhp	RR	5-11	175	9-24-74	New London, CT	East Lyme, CT	Akron	.230	132	514	68	118	18	2	2	43	43	61	17	0+000
51	Jacob Cruz, of	RR	5-9	175	4-24-67	Caracas, VEN	Issaquah, WA	Buffalo	.297	89	344	58	102	20	1	21	74	50	68	1	0+093
53	Paul Shuey, rhp	RR	6-7	206	12-29-74	Portland, OR	Brush Prairie, WA	CLEVELAND	.310	49	174	28	54	14	1	11	35	6	42	1	
56	Mike Matthews, lhp	RR	6-4	220	8-27-70	Peoria, IL	Aurora, OH	CLEVELAND	.293	123	440	89	129	34	2	30	85	90	141	1	6+042
59	Jason Rakers, rhp	RR	6-2	185	10-3-71	Mayaguez, PR	Mayaguez, PR	CLEVELAND	.288	151	576	86	166	30	6	2	50	62	64	37	9+130
61	Alex Ramirez, of	RR	6-0	179	1-28-73	Oxnard, CA	Tempe, AZ	CLEVELAND	.281	56	221	40	62	13	0	4	23	19	21	8	0+140
62	Scott Morgan, of	LL	6-0	179	1-28-73	Oxnard, CA	Tempe, AZ	Buffalo	.322	32	90	13	29	6	0	2	12	4	8	2	
63	Jimmy Hamilton, lhp																				
64	J.D. Brammer, rhp	LL	6-3	200	4-14-66	Cincinnati, OH	Cincinnati, OH	CLEVELAND	.000	1	1	0	0	0	0	0	0	0	1	0	
65	Danny Peoples, of	RR	6-7	207	1-20-75	Round Rock, TX	Austin, TX	CLEVELAND	.280	146	540	94	151	39	2	21	88	76	98	9	9+000
66	Russell Bryanan, inf	RR	6-1	207	1-20-75	Round Rock, TX	Austin, TX	CLEVELAND	.282	154	600	101	169	31	6	12	64	87	80	54	7+023
67	Richard Negrette, rhp	RR	5-11	176	10-3-74	Caracas, Ven.	Winter Haven, FL	Akron	.294	119	456	95	134	31	4	25	89	56	124	4	0+000
71	Willie Martinez, rhp	RR	6-0	205	5-30-72	Sanito Domingo, DR	New York, NY	Buffalo	.299	121	521	94	156	21	8	34	103	16	101	6	0+038
72	John McDonald, inf	RR	6-0	205	5-30-72	Sanito Domingo, DR	New York, NY	CLEVELAND	.125	3	8	1	1	0	0	0	0	0	3	0	
73	Ricardo Rincon, lhp	RR	6-3	235	11-25-66	Pensacola, FL	Clearwater, FL	CLEVELAND	.382	41	131	38	50	15	0	5	28	44	17	5	5+033
		SR	6-3	235	11-25-66	Pensacola, FL	Clearwater, FL	CLEVELAND	.283	87	226	31	64	14	0	6	29	29	60	2	7+171
<b>Manager:</b> Mike Hargrove (30) <b>Coaches:</b> Brian Graham (11), Luis Isaac (4), Clarence Jones (28), Charlie Manuel (32), Jeff Newman (8), Phil Regan (38), Danny Williams (43)																					
<b>Media Relations:</b> Bart Swain <b>Traveling Secretary:</b> Mike Seghi <b>Strength/Conditioning:</b> Fernando Montes																					
<b>Physician:</b> William Wilder, M.D. <b>Trainer:</b> Paul Spicuzza <b>Assistant Trainer:</b> Jim Warfield																					

## NOTES



*RHP Tim Drew, 1997 first round draft pick*

## Minor Leagues

Baseball Operations .....	215
Directory .....	214
Final 1998 Statistics .....	224-229
Indians Number 1 Draft Selections .....	217
Lou Boudreau and Bob Feller Award Recipients for 1998 .....	216
Minor League Players .....	230-264
Minor League Skippers .....	221-223
Scouting .....	218-220

*Note: Footnotes refer to player stats that follow.*

*(\*) League leader, (#) Tied for League lead*

---

**Class AAA - International League**  
**BUFFALO BIONS**

Mike Buczkowski, GM

Jeff Datz, Manager

Ken Rowe, Pitching Coach

Bill Madlock, Coach

Rick Jameyson, Trainer

**Playing Field:** North Americare Park

**Office:** 275 Washington Street  
Buffalo, NY 14203

**Phone:** (716) 846-2000

**1998:** 81-62  
(1st place, Northern Division)

---

**Class A - Carolina League**  
**KINSTON INDIANS**

North Johnson, GM

Eric Wedge, Manager

Dave Miller, Pitching Coach

Mike Sarbaugh, Coach

Teddy Blackwell, Trainer

**Playing Field:** Grainger Stadium

**Office:** 400 E. Grainger Avenue  
Kinston, NC 28501

**Phone:** (252) 527-9111

**1998:** 69-71 overall  
1st half: 36-34 (2nd place)  
2nd half: 33-37 (2nd place)

---

**Class A - New York-Penn League**  
**MAHONING VALLEY SCRAPPERS**

Andy Milovich, GM

Ted Kubiak, Manager

Steve Lyons, Pitching Coach

Willie Aviles, Coach

Mike Stoops, Trainer

**Playing Field:** Cafaro Field

**Office:** 111 Eastwood Mall Blvd.  
Niles, OH 44446

**Phone:** (330) 505-0000

\***1998:** 42-34  
(3rd place; Pinckney Division)

\* *As Watertown Indians*

---

**Class AA - Eastern League**  
**AKRON AEROS**

Jeff Auman, GM

Joel Skinner, Manager

Tony Arnold, Pitching Coach

Eric Fox, Coach

Nick Paparesta, Trainer

**Playing Field:** Canal Park

**Office:** 300 S. Main Street  
Akron, OH 44308

**Phone:** (330) 253-5151

**1998:** 81-60  
(1st place, Southern Division)

---

**Class A - South Atlantic League**  
**COLUMBUS REDSTIXX**

Bob Flannery, GM

Brad Komminsk, Manager

Carl Willis, Pitching Coach

Ricky Gutierrez, Coach

David Lassiter, Trainer

**Playing Field:** Golden Park

**Office:** 100 4th Street  
Columbus, GA 31901

**Phone:** (706) 571-8866

**1998:** 59-81 overall  
1st half: 28-42 (4th place)  
2nd half: 31-39 (3rd place)

---

**Rookie - Appalachian League**  
**BURLINGTON INDIANS**

Mike Edwards, GM

Jack Mull, Manager

Sam Militello, Pitching Coach

Billy Williams, Coach

Todd Tomczyk, Trainer

**Playing Field:** Burlington Athletic  
Stadium

**Office:** 1450 Graham Street  
Burlington, NC 27217

**Phone:** (336) 222-0223

**1998:** 31-36 (4th place, East Division)

---

**Rookie - Dominican Summer League**  
**DOM. SUMMER LEAGUE INDIANS**

Felix Fermin, Manager

Juan Jimenez, Pitching Coach

Jacobo Urena, Virgilio Veras, Coaches

Miquel Ledesma, Trainer

**Playing Field:** Cibao Stadium

**Office:** Estadio Cibao, Ave. Imbert  
Santiago, Dominican Republic

**Phone:** (809) 570-1388

**1998:** 46-25 (1st place; Cibao Division)

## BASEBALL OPERATIONS

John Hart .....	Executive V.P., General Manager
Mark Shapiro .....	Vice-President of Baseball Operations/Assistant G.M.
Josh Byrnes .....	Director, Scouting
Neal Huntington .....	Director, Player Development
Wendy Hughes .....	Administrator, Player Personnel
Ethel LaRue .....	Executive Administrative Assistant, Baseball Operations
Barbara Lessman .....	Administrative Assistant, Baseball Operations
Brad Grant .....	Assistant Director, Scouting
David Shapiro .....	Assistant, Player Development
Chris Antonetti .....	Assistant, Baseball Operations
Scott Meaney .....	Assistant, Scouting Operations
Dan Mendlik .....	Coordinator, Baseball Systems
Joan Pachinger .....	Administrative Assistant, Player Development



*Boyd Coffie,  
Field Coordinator*



*Mike Brown,  
Assistant Director,  
Player Development/  
Pitching Coordinator*



*Johnny Goryl,  
Defensive Coordinator*

Dave Keller .....	Hitting Coordinator
Al Bumbry .....	Outfield/Baserunning Coordinator
Minnie Mendoza .....	Latin America Field Coordinator
Rouglas Odor .....	Venezuela Field Coordinator
Joe Hughes .....	Assistant Strength and Conditioning Coach
John Couture .....	Sport Psychology Assistant



### DR. CHARLES MAHER, SPORT PSYCHOLOGIST

Charlie Maher enters his fourth season with the Cleveland Indians organization, functioning as team psychologist and as coordinator of mental development. In this capacity, Charlie is responsible for the mental skills and performance enhancement of all players.

Charlie is a licensed psychologist and a fellow of several psychological societies. He holds a Diplomate from the American Board of Administrative Psychology and possesses a range of graduate degrees and professional

certifications.

Prior to coming to the Cleveland Indians, Charlie worked as a sport psychologist for the Chicago White Sox as well as serving as sport psychology consultant for the New York Yankees. Currently, Charlie also serves as sport psychologist for the New York Jets and as a sport psychology consultant to the Bollettieri Sport Academy in Bradenton, Florida. His private practice in sport psychology includes professional athletes in football, tennis, basketball, and other sports.

Outside of baseball, Charlie is a tenured Full Professor of Psychology at the Graduate School of Applied and Professional Psychology, Rutgers University.

Charlie resides in Budd Lake, New Jersey, with his wife, Ann, who is a college professor of nursing and a family nurse practitioner. They have two adult children, Dr. Jennifer Maher and Dr. Brian Maher, both of whom are psychologists.

## LOU BOUDREAU AND BOB FELLER AWARD RECIPIENTS FOR 1998



**OF ALEX RAMIREZ** was awarded the 1998 Lou Boudreau Award as the Tribe's top minor league position player and **RHP DAVID RISKE** the Bob Feller Award as the top minor league pitcher in the Tribe's farm system.

RAMIREZ helped lead the way to AAA Buffalo's second consecutive league championship as he hit .299 with 34 HR and 103 RBI in 121 games. The 1998 Stan Barron MVP for the Bisons set new Bisons records in three categories: most HR in a single season (34), RBI in a single season (103) and most consecutive games with a hit (28). Ramirez' 28-game hit streak was the longest in AAA since Nashville's Doug Brady hit in 30 straight in 1995.

Ramirez was named to the International League Post-Season All-Star Team. He finished T2<sup>nd</sup> in the IL in HR (34), T3<sup>rd</sup> in extra-base hits (63) and 4<sup>th</sup> in RBI (103). He became the first player in Bisons Modern Day history to hit for the cycle in the post-season. Ramirez was ranked by *Baseball America* as being the Tribe's 3<sup>rd</sup> best prospect.

RISKE had a tremendous season as the closer for Kinston. He was named to the Carolina League Post-Season All-Star Team as he led the league with his 34 saves and was 1-1 with a 2.33 ERA. His 34 saves tied him for third in the minors this season. In one stretch during the season (April 21- May 20) he did not allow a run in 15 outings on the way to picking up ten saves, which earned him Carolina League Pitcher of the Week honors. Riske's walk-to-strikeout ratio was an incredible 15BB-to-67SO in 54IP. He appeared in two games for Akron as he tossed three scoreless innings (1H, 1BB, 5SO). Was a 56th round pick by the Tribe in 1996.

### BOB FELLER WINNERS

1990 - Charles Nagy  
 1991 - Mike Soper  
 1992 - Chad Ogea  
 1993 - John Carter  
 1994 - Steve Kline  
 1995 - Danny Graves  
 1996 - Danny Graves  
 1997 - Marc Deschenes  
 1998 - David Riske

### LOU BOUDREAU WINNERS

1990 - Jim Thome  
 1991 - Manny Ramirez  
 1992 - Ken Ramos  
 1993 - Jim Thome  
 1994 - David Bell  
 1995 - Richie Sexson  
 1996 - Russell Branyan  
 1997 - Sean Casey  
 1998 - Alex Ramirez

## INDIANS NUMBER 1 DRAFT SELECTIONS

### JUNE

REGULAR PHASE			SECONDARY PHASE		
1965	Ray Fosse	C *	John Olagues	RHP	*
1966	John Curtis	LHP	Ron Henson	LHP	*
1967	Jack Heidemann	SS *	Rick Austin	LHP	*
1968	Robert Weaver	SS *	Rich Hand	RHP	*
1969	Alvin McGrew	OF *	Mike Swenton	OF	
1970	Steve Dunning	RHP *	James Cox	SS	
1971	Dave Sloan	RHP *	Rich Dauer	2B	
1972	Rick Manning	OF *	Alex Pastore	OF	
1973	Glenn Tufts	INF *	Ron Montgomery	OF	
1974	Tom Brennan	RHP *	John Brown	OF	
1975	Rick Cerone	C *	Ray Gault	RHP	*
1976	Tim Glass	C *	John Shouse	INF	*
1977	Bruce Compton	OF *	Dave Grier	RHP	
1978	Phil Lansford	3B *	Wes Mitchell	SS *	
1979	John Bohnet	LHP *	Dave Gallagher	OF *	
1980	Kelly Gruber	SS *	Adrian Perkins	OF	
1981	George Alpert	OF *	Brian Howard	INF	
1982	Mark Snyder	RHP *	Richard Belli	OF	
1983	David Clark	OF *	Mark Higgins	1B *	
1984	Cory Snyder	SS *	John Woodward	OF	
1985	Mike Poehl	RHP *	Jim Bruske	OF *	
1986	Greg Swindell	LHP *			
1987	- None -				
1988	Mark Lewis	SS *			
1988	Charles Nagy	RHP *			
1989	Calvin Murray	OF			
1990	Tim Costo	1B *			
1991	Manny Ramirez	OF *			
1992	Paul Shuey	RHP *			
1993	Daron Kirkreit	RHP *			
1994	Jaret Wright	RHP *			
1995	David Miller	1B/OF *			
1996	Danny Peoples	1B/OF *			
1997	Tim Drew	RHP *			
1998	C.C. Sabathia	LHP *			

### JANUARY

REGULAR PHASE			SECONDARY PHASE		
1966	Ted Ford	OF *	Kris Krebs	SS	
1967	Roger Sexton	3B *	Ron Allen	2B *	
1968	Lambert Ford	OF	Ray Bare	RHP	
1969	Steve Wahl	2B	Frank Ward	RHP	
1970	Chris Chambliss	1B *	Gary King	SS *	
1971	William Malacrida	OF	Steve Behlen	LHP	
1972	Eric Raich	RHP *	Duane Kuiper	2B *	
1973	Jim McCutchin	RHP *	Don Saulnier, Jr.	LHP	
1974	Steve Cook	OF	Mike Merritt	RHP	
1975	Michael Vaughn	RHP *	Craig Harvey	C *	
1976	Julian Rodriguez	RHP *	Garry Hancock	OF *	
1977	Mike Elliot	LHP *	Frank Ferroni	LHP	
1978	Tom Anderson	1B	Mike Bates	RHP	
1979	Frank Regan	RHP *	Brad Carlson	OF *	
1980	Marlin Methven	SS/2B *	Frank Roberts	LHP *	
1981	Steve Cushing	LHP *	John Tillema	RHP *	
1982	Tracy Echols	OF *	Craig Holthus	OF	
1983	Gene Simmons	RHP	Bob Grandstaff	3B	
1984	Tom Hinzo	2B *	Blaine Deabenderfer	RHP	
1985	Rick Wharf	SS	Carl Cox	LHP	
1986	Jeff Shaw	RHP *	Art Frazier	SS	

\* Signed

## SCOUTING



**Josh Byrnes**  
Director,  
Scouting



**Brad Grant**  
Assistant Director,  
Scouting



**Bill Schmidt,**  
National Crosschecker



**Jesse Flores**  
West Coast  
Supervisor



**Jerry Jordan**  
East Coast  
Supervisor




**Bob Mayer**  
Midwest  
Supervisor



**Steve Abney**  
AK, KS, MO, NE



**Steve Avila**  
AK, HI, ID, MT, OR, WA  
WY, British Columbia,  
Alberza, Can.



**Doug Baker**  
Southern CA,  
Southern NV



**Keith Boeck**  
AZ, NM, CO, UT  
El Paso, TX



**Ted Brzenk**  
IA, IL, MN, ND,  
SD, WI



**Paul Cogan**  
Northern CA,  
Northern NV



**Henry Cruz**  
Puerto Rico



**Jim Gabella**  
Southern FL



**Rene Gayo**  
LA, Southern TX

# SCOUTING



**Mark Germann**  
GA, Southern KY,  
TN



**Chris Jeffs**  
Central CA



**Guy Mader**  
CT, ME, MA, NH,  
NY, RI, VT



**Chad MacDonald**  
Northern TX, OK



**Chuck Ricci**  
DE, MD, NJ, PA,  
WV



**Bill Schublich**  
In, Northern KY,  
MI, OH, Ontario,  
Quebec



**Max Semler**  
AL, Northern FL,  
MS



**Dan Carnevale**  
Major League Scout



**Luis Aponte**  
Venezuela



**Winston Llenas**  
Dominican Republic  
Latin American Field  
Coordinator



**Jay Robertson**  
Major League Scout



**Dom Chiti**  
Major League Scout



**Tom Giordano**  
Major League Scout



**Tom McDevitt**  
Professional Scout



**Bill Werle**  
Major League Scout

MINOR LEAGUES

## SCOUTING



*Les Pajari  
International Scout*



*Bobby Gardner  
Professional Scout*



*Ted Simmons  
Major League Scout*

## PART-TIME SCOUTS

*Oliver Bidwell  
Fresno, CA*

*Gary Henschen  
Southern, OH*

*Buddy Paine  
New York, NY*

*George Biron  
Massachusetts*

*Herb Hess  
Kansas*

*Tony Riviera  
Washington*

*Tom Clarke  
Northern Florida*

*Bob Malkmus  
New Jersey*

*Bob Santarini  
Northern California*

*Jorge Diaz  
Miami, FL*

*Butch Metzger  
Northern California*

*Bob Smith  
Virginia*

*Jim Doyle  
Southern California*

*Bill Miller  
Southern California*

*Cal Webster  
Oregon*

*Joe Murphy  
Iowa*

### TOP FIVE FARM SYSTEMS OF THE '90s

RANK	TEAM	WON	LOST	PCT.
1	CLEVELAND INDIANS	3341	2896	.536
2	New York Mets	3614	3181	.532
3	Milwaukee Brewers	3284	2894	.532
4	Cincinnati Reds	3231	2931	.524
5	New York Yankees	3471	3176	.522
	Montreal Expos	3387	3096	.522
	Oakland Athletics	3304	3027	.522

*Includes post-season play and the Dominican Summer League.*

## MINOR LEAGUE SKIPPERS



### JEFF DATZ CLASS AAA BUFFALO

Jeff Datz returns for his second year as manager of the AAA Buffalo Bisons. In his first year as Bisons skipper in 1998, Datz led the Herd to their second consecutive league championship. The Bisons defeated Durham three games to two in the International League Governors' Cup Championship. Before going to Buffalo, Datz spent two seasons as manager of the AA Akron Aeros. In his two seasons at Akron Datz posted a record of 122-161 (.431).

Datz has also managed at A Columbus and A Watertown in the Tribe system. He piloted Watertown to the best record in the NYPL in 1994. Jeff's five-year managerial record in the Indians system stands at 331-311 (.516).

Jeff's tenure with the Tribe began in 1991 as an area scout in Northern California and Nevada. He then served as an area scout in the state of New Jersey in 1992 and '93 before leaving his post in June of 1993 to serve as a coach for the Watertown Indians.

Datz's playing career began in 1982 after his selection in the 19<sup>th</sup> round of the June Draft by the Houston Astros. Datz played in the Houston organization from 1982-88, spending the entire 1988 campaign with the AAA Tucson Toros. Jeff then signed with the Detroit Tigers and spent the 1989 campaign at AAA Toledo until his recall to the parent club on September 5. He collected his first ML hit off BAL's Gregg Olson on 9/20/89. In 1990, his final year as a player, Jeff spent the entire season with the Columbus Clippers after signing with the NY Yankees in the off-season.

Jeff and his wife Stacy make their home in Mullica Hill, NJ.

Datz's staff will consist of Pitching Coach KEN ROWE, Coach BILL MADLOCK and Trainer RICK JAMEYSON.



### JOEL SKINNER CLASS AA AKRON

Joel Skinner returns for his second year as manager of the AA Akron Aeros. He continued his climb up the Tribe's managerial ladder in 1998 as he guided Akron in his first season at the AA level to a new franchise record number of wins (81-60) and a regular season Southern Division title. He was rewarded for Akron's accomplishments by being named 1998 *USA Today Baseball Weekly's* "Minor League Manager of the Year."

In 1997 Joel skippered the Kinston Indians to a 87-53 mark and both the 1<sup>st</sup> half and 2<sup>nd</sup> half titles in the Carolina League's Southern Division. For his efforts, Joel was named "Manager of the Year" in the Carolina League in 1997. Joel has also managed at Columbus and Watertown in the Tribe system, and in 1995, Skinner led Watertown to the NYPL title and was named NYPL "Manager of the Year." In his four seasons of managerial duty in the Tribe system Joel has a record of 295-206 (.589). Prior to managing, Joel served the Indians as a roving minor league catching instructor.

Joel was acquired by the Indians on March 19, 1989 along with Turner Ward from the New York Yankees in exchange for Mel Hall. Joel made his ML debut with the White Sox in 1983. He spent parts of the next two seasons between AAA & Chicago before being traded to New York in 1986. He spent the rest of '86 in New York, split '87 between AAA Columbus and NY, and played the entire 1988 season in the Bronx. Joel hit a career-high .252 in 1990 with the Indians. His last season in the Majors was 1991. He had off-season shoulder surgery Nov. 22 and never fully recovered. He underwent two more surgeries before his eventual retirement midway through 1994. He finished his career in the Indians minor league system.

Joel and his wife Jennifer reside in Bay Village, OH with their children Kate, Erin, Cameron and Tara.

Skinner's staff at Akron includes Pitching Coach TONY ARNOLD, Coach ERIC FOX and Trainer NICK PAPARESTA.



### ERIC WEDGE CLASS A KINSTON

Eric Wedge makes the move up from Columbus to pilot Kinston in 1999, the second year of his managerial career. Wedge in his first year as a manager guided Columbus to a record of 59-80.

Wedge began his playing career in the Boston Red Sox organization, splitting time between the minors and the parent club from 1989-92. He was the 24<sup>th</sup> player selected by the Colorado Rockies in the 1992 Expansion Draft. He returned to Boston in 1994 and was named the Red Sox minor league player-of-the-year that season. In 1996 he joined the Detroit Tigers organization and played at AAA Toledo. Wedge finished his playing career in 1997 at AAA Scranton-Wilkes-Barre, the Philadelphia Phillies top minor league club.

Eric is a career .233 (20-86) batter in 39 major league games w/2 2B, 5HR & 12RBI. Over his minor league career Eric batted .249 (530-2132) w/114 2B, 6 3B, 96HR and 377RBI in 658G.

Prior to being selected by the Red Sox in the third round of the 1989 June Draft, Wedge was a first-team All-American catcher at Wichita State University where he was a member of the Shockers National Championship team in 1989.

Eric is single and resides in Canton, Massachusetts in the off-season.

Eric's coaching staff at Kinston will consist of Pitching Coach DAVE MILLER, Coach MIKE SARBAUGH and Trainer TEDDY BLACKWELL.



### BRAD KOMMINSK CLASS A COLUMBUS

Brad Komminsk returns to the Indians organization to make his managerial debut for Columbus in 1999. The Lima, OH native played outfield for the Cleveland Indians in 1989.

Komminsk has spent the past two seasons with the Detroit organization as a coach for the Toledo Mud Hens. Prior to joining the Tigers, Komminsk served as a player/coach for the Winnipeg Golden Eyes of the independent

Northern League. He has a wealth of professional baseball experience playing 14 years in both the major and minor leagues.

Komminsk was a first-round draft pick (4<sup>th</sup> overall) of the Atlanta Braves in the 1979 Amateur Draft, and he went on to play for seven years in the Braves organization as an outfielder. After leaving Atlanta following the 1986 season, he played with the Milwaukee Brewers, Cleveland Indians, San Francisco Giants, Baltimore Orioles and Oakland A's. He also played in the Chicago White Sox' farm system in the 1992 and '93 seasons before playing professionally in Italy from 1994-95.

In 1983, he was named Rookie of the Year in the International League playing with the Richmond Braves. He also paced all Triple-A players with 32 home runs at Denver during the 1987 season.

Brad and his wife Roxi reside in Westerville, Ohio with their three children: Kylee, Jace and Carsen.

Brad's coaching staff at Columbus will consist of Pitching Coach CARL WILLIS, Coach RICKY GUTIERREZ and trainer DAVID LASSITER.



### TED KUBIAK CLASS A MAHONING VALLEY

Ted Kubiak returns for his fourth straight season as Watertown's manager in 1999. Over the past two seasons at Watertown, Ted has guided the club to a 126-100 (.558) mark and in 1996 Ted guided Watertown to the NYPL's Pinckney Division title. Prior to managing at Watertown, Ted skippered the Indians AA affiliate for two seasons, guiding the Canton-Akron club to a mark of 136-148.

Prior to joining the Tribe, Kubiak piloted the Modesto A's (Oakland's top A affiliate) from 1989-93. He led Modesto into the California League Championship Series in

1993. Kubiak, a utility infielder who played all four infield positions, played parts of 10 seasons in the major leagues. After spending 6 full seasons in the minors, he made his major league debut in 1967 with the Kansas City Athletics. He remained in the majors through the 1976 season. Kubiak spent time with the Seattle Pilots/Milwaukee Brewers, St. Louis Cardinals, Texas Rangers, Kansas City/Oakland A's, and the San Diego Padres. He was a member of Oakland's three World Championship teams from 1972-74.

Ted is single and resides in Ramona, CA in the off-season. He has four children: Kristi, Justin, Scott and Katy.

Kubiak's staff will include Pitching Coach STEVE LYONS, Coach WILLIE AVILES, and Trainer MIKE STOOPS.

## JACK MULL ROOKIE LEAGUE BURLINGTON



Jack Mull will manage the Burlington Indians in 1999, his third managerial assignment in the Indians organization. In 1997, Jack skippered Columbus to a record of 62-76. Mull managed Kinston in 1996 to a record of 76-62 including capturing the second-half title in the Carolina League's Southern Division. Mull then led Kinston past Durham in the playoffs before succumbing to Wilmington in the Carolina Championship Series. For his efforts, he was named "Manager of the Year" in the Carolina League.

Jack's extensive Minor League managerial career began in 1974 in the Chicago Cubs organization. Jack joined the San Francisco Giants organization in 1975 as a free agent and was a player-coach at AAA Phoenix of the Pacific Coast League for two seasons. Jack has since managed at every level in the Giants Minor League system. Mull has also served the Giants as a bullpen coach at the ML level, and the Assistant Director of Player Development. Managerial highlights for Mull include leading Clinton to the Midwest League Championship in 1991 and guiding Shreveport to back-to-back playoff appearances in 1987 and 1988.

Mull began his managerial career after a five-year playing career (1969-73) as a first baseman and catcher in the Chicago Cubs organization.

Jack and his wife, Naomi, reside in Chambersburg, Pennsylvania. They have two sons- Robert and Bill.

Jack's staff at Burlington will include Pitching Coach SAM MILITELLO, Coach BILLY WILLIAMS, and Trainer Todd Tomczyk.

## FELIX FERMIN DOMINICAN SUMMER LEAGUE



Felix Fermin will pilot the Indians team in the Dominican Summer League for a second season in 1999. In his first managerial experience at any level, Fermin guided the Indians to a record of 46-25 last season.

"Gato", as he was affectionately known to Tribe fans, played ten seasons in the Major Leagues including five seasons with the Indians. Fermin began his career with the Pittsburgh Pirates and was traded to the Tribe on March 25, 1989 in exchange for Jay Bell. In 1989 Fermin

led the Indians with 32 sacrifice bunts, the most by an Indian since Joe Sewell's 41 sac bunts in 1929. Fermin was traded to the Seattle Mariners along with Reggie Jefferson on December 20, 1993 in exchange for Omar Vizquel. In 1994, Fermin batted a career-best .317 for the Mariners. Felix finished his career with the Chicago Cubs in 1996.

Felix is a career .259 (718-2767) hitter with 86 doubles, 11 triples, 4HR & 207RBI in 903 major league games. In his big league career, the contact-hitting Fermin struck out just 147 times in 2767 ABs (1:18.8 ABs).

Felix and his wife Sobeira reside in Santiago, DR with their children Felix Jr. and Andy.

Fermin's coaching staff includes Pitching Coach JUAN JIMENEZ, Coaches JACOBO URENA and VIRGILIO VERAS, and Trainer MIGUEL LEDESMA.

# 1998 "AAA" BUFFALO BIONS INTERNATIONAL LEAGUE

**Manager:** Jeff Datz

**Record:** 81-62, 1<sup>st</sup> Place, Northern Division

**Playoffs:** Defeated Durham three games to two  
in the International League's Governors Cup Championship.

**All-Stars:** INF Jolbert Cabrera, C Einar Diaz, INF Torey Lovullo,  
OF Alex Ramirez, INF Richie Sexson

**League Leaders:** Rich Batchelor (45 games finished-TIE),  
Phil Hiatt (146 strikeouts)

## MOST USED LINEUP

*(Most games at each position)*

1B	Phil Hiatt	(73)	OF	Alex Ramirez	(109)
2B	Brandon Wilson	(52)	OF	Richie Sexson	(69)
3B	Torey Lovullo	(74)	C	Einar Diaz	(113)
SS	Jolbert Cabrera	(121)	ST	Jason Jacome	(24)
OF	David Miller	(115)	REL	Rich Batchelor	(57)

## FINAL STATISTICS

PLAYER	AVG	G	AB	R	H	2B	3B	HR	RBI	BB	SO	SB
Aven, Bruce,DH	.200	5	15	4	3	1	0	1	1	6	5	3
Betts, Todd,3B	.229	14	35	5	8	3	0	2	6	8	7	0
Betzold, James,OF	.244	74	209	36	51	10	1	10	27	27	72	4
Branson, Jeff,3B	.261	12	46	5	12	4	1	0	2	5	9	0
Cabrera, Jolbert,SS	.318	129	494	94	157	24	1	10	45	68	71	25
Cruz, Jacob,OF	.331	43	169	32	56	8	2	13	36	13	26	2
Diaz, Einar,C	.313	115	415	62	130	21	3	8	63	21	33	3
Giles, Brian,OF	.239	13	46	5	11	2	0	2	7	6	8	0
Hiatt, Phil,1B	.247	119	453	81	112	19	0	31	74	41	146	4
Hudler, Rex,3B	.194	11	36	4	7	1	0	0	2	4	10	0
Listach, Pat,2B	.216	33	102	23	22	3	2	0	11	9	22	3
Lovullo, Torey,3B	.326	92	328	66	107	17	4	17	65	54	32	3
Manto, Jeff,1B	.311	62	209	46	65	11	0	23	63	58	48	4
Miller, David,OF	.267	115	415	56	111	19	2	9	54	61	72	6
Perry, Chan,1B	.224	13	49	8	11	4	0	0	3	6	10	1
Ramirez, Alex,OF	.299	121	521	94	156	21	8	34	103	16	101	6
Roberts, David,OF	.133	5	15	2	2	0	0	0	2	0	3	2
Scutaro, Marcos,2B	.231	8	26	3	6	3	0	0	4	0	2	0
Selby, William,DH	.254	97	334	45	85	23	0	14	52	38	50	3
Sexson, Richie,OF	.297	89	344	58	102	20	1	21	74	50	68	1
Soliz, Steve,C	.223	39	112	14	25	6	0	0	9	11	23	1
Thomas, Greg,OF	.091	4	11	1	1	1	0	0	2	1	5	0
Wilson, Brandon,2B	.273	98	337	53	92	19	2	7	53	32	56	15
Wilson, Enrique,2B	.281	56	221	40	62	13	0	4	23	19	21	8

PITCHER	W-L	ERA	G	GS	CG	SHO	SV	IP	H	R	ER	BB	SO
Batchelor, Rich	4-4	3.39	57	0	0	0	22	58.1	58	26	22	25	64
Blomdahl, Ben	2-3	4.76	35	2	0	0	1	70.0	83	43	37	17	42
Cummings, John	0-1	5.79	21	0	0	0	0	18.2	25	15	12	4	15
Dougherty, Tony	0-0	3.00	1	0	0	0	0	3.0	4	4	1	2	1
Driskill, Travis	0-0	9.00	1	1	0	0	0	6.0	9	6	6	1	5
Flener, Huck	7-3	6.68	14	8	0	0	0	60.2	73	52	45	26	35
Gooden, Dwight	1-2	9.00	4	4	0	0	0	16.0	23	16	16	7	18
Grimsley, Jason	6-3	3.76	52	0	0	0	0	88.2	76	40	37	57	68
Jacome, Jason	14-2	3.26	24	24	2	0	0	154.2	161	62	56	38	109
Karsay, Steve	6-4	3.76	16	14	0	0	0	79.0	89	39	33	15	63
Martin, Tom	3-1	6.00	41	0	0	0	0	36.0	46	25	24	13	35
Matthews, Mike	9-6	4.63	24	23	0	0	0	130.1	137	79	67	68	86
Moore, Marcus	3-5	5.66	11	7	0	0	0	47.2	41	35	30	41	43
Morman, Alvin	0-0	0.00	2	0	0	0	0	2.0	3	0	0	0	4
Nichting, Chris	8-6	4.39	43	5	0	0	1	96.1	104	54	47	37	97
Ogea, Chad	2-1	3.61	9	9	1	0	0	42.1	42	19	17	5	34
Poole, Jim	1-0	0.87	13	0	0	0	0	10.1	6	3	1	2	16
Priest, Eddie	3-5	4.91	16	16	0	0	0	88.0	103	56	48	28	44
Rakers, Jason	8-6	4.57	21	21	1	0	0	126.0	134	70	64	38	89
Sexton, Jeff	0-0	4.07	21	0	0	0	1	24.1	25	16	11	15	15
Shuey, Paul	0-0	2.51	11	0	0	0	2	14.1	11	4	4	6	22
Villone, Ron	2-2	2.01	23	0	0	0	7	22.1	20	11	5	11	28
Williams, Jimmy	0-5	7.43	15	3	0	0	0	26.2	38	27	22	17	28
Young, Anthony	2-3	6.34	9	6	1	1	0	38.1	39	32	27	18	12

## 1998 "AA" AKRON AEROS EASTERN LEAGUE

**Manager:** Joel Skinner

**Record:** 81-60, 1st place, Southern Division

**Playoffs:** Lost to the eventual EL Champion Harrisburg Senators in the first-round of the playoffs three games to two.

**All-Stars:** SS John McDonald, OF Dave Roberts, INF Marcus Scutaro, RHP Jeff Sexton

**League Leaders:** Darren Stumberger (164 hits), Frankie Sanders (29 games started-TIE, 71 walks-TIE)

### MOST USED LINEUP

*(Most games at each position)*

1B	Darren Stumberger	(135)	OF	Scott Morgan	(110)
2B	Marcus Scutaro	(118)	OF	Dave Roberts	(56)
3B	Todd Betts	(58)	C	Heath Hayes	(85)
SS	John McDonald	(132)	ST	Frankie Sanders	(29)
OF	Mark Budzinski	(126)	REL	Marc Deschenes	(47)

### FINAL STATISTICS

PLAYER	AVG	G	AB	R	H	2B	3B	HR	RBI	BB	SO	SB
Betances, Junior,3B	.283	76	269	41	76	10	5	6	31	25	54	11
Betts, Todd,3B	.270	91	318	55	86	18	3	17	46	64	71	1
Branyan, Russell,3B	.294	43	163	35	48	11	3	16	46	35	58	1
Budzinski, Mark,OF	.262	127	478	68	125	21	5	10	62	50	125	12
Gross, Rafael,OF	.069	25	58	6	4	0	0	0	3	6	21	4
Gutierrez, Rick,2B	.194	12	31	6	6	1	0	0	2	5	4	0
Harriss, Robin,C	.111	15	45	3	5	2	0	0	2	9	21	1
Hayes, Heath,C	.207	91	329	36	68	14	1	11	46	24	95	2
Huelsmann, Mike,OF	.100	9	20	4	2	0	0	1	1	4	9	1
McDonald, John,SS	.230	132	514	68	118	18	2	2	43	43	61	17
Morgan, Scott,OF	.294	119	456	95	134	31	4	25	89	56	124	4
Moyle, Mike,C	.301	39	133	19	40	5	0	4	23	17	27	1
Peoples, Daniel,OF	.279	60	222	30	62	19	0	8	32	29	61	1
Perry, Chan,OF	.281	54	203	36	57	17	2	5	27	23	43	3
Ramirez, Peto,C	.184	15	49	4	9	1	0	2	8	10	17	0
Roberts, David,OF	.361	56	227	49	82	10	5	7	33	35	30	28
Scutaro, Marcos,2B	.316	124	462	68	146	27	6	11	62	47	71	33
Selby, William,OF	.390	20	77	15	30	7	1	3	10	3	11	0
Stumberger, Darren,1B	.301	139	545	83	164	39	2	10	76	56	79	1
Taveras, Frank,OF	.500	2	4	2	2	0	0	0	0	1	1	0
Taylor, Adam,C	.200	3	10	0	2	0	0	0	1	1	6	0
Thomas, Greg,OF	.217	64	226	34	49	6	3	10	37	18	75	2
Whitlock, Brian,DH	.077	9	26	1	2	1	0	0	2	1	11	0

PITCHER	W-L	ERA	G	GS	CG	SHO	SV	IP	H	R	ER	BB	SO
Atkins, Ross	7-8	4.19	40	5	0	0	10	77.1	73	39	36	31	38
Brammer, J.D.	1-0	5.23	11	0	0	0	3	20.2	21	12	12	10	23
Brower, Jim	13-5	3.01	23	23	2	2	0	155.2	142	60	52	38	91
Brown, Jamie	1-0	2.57	1	1	0	0	0	7.0	5	2	2	1	5
Calmus, Lance	2-5	5.50	23	2	0	0	0	52.1	55	34	32	28	23
Camp, Jared	6-2	3.78	18	16	0	0	0	85.2	84	37	36	31	42
Cormier, Rheel	0-0	6.52	3	3	0	0	0	9.2	15	7	7	2	6
De Paula, Sean	1-1	4.76	8	1	0	0	0	17.0	16	10	9	15	17
Deschenes, Marc	4-6	3.86	47	0	0	0	5	58.1	52	36	25	34	52
Dougherty, Tony	6-5	3.07	43	0	0	0	5	76.1	68	29	26	36	60
Driskill, Travis	3-0	3.42	5	4	0	0	0	26.1	27	12	10	7	16
Flener, Huck	3-3	1.85	12	10	3	2	0	73.0	57	18	15	22	51
Garza, Alberto	3-0	3.86	4	4	1	0	0	21.0	24	12	9	9	19
Martinez, Willie	9-7	4.38	26	26	2	1	0	154.0	169	92	75	44	117
Mays, Jarrod	1-0	5.47	15	0	0	0	1	26.1	25	19	16	12	15
Merrick, Brett	0-0	6.00	12	0	0	0	0	12.0	12	9	8	10	8
Moore, Marcus	2-5	4.50	23	12	0	0	6	82.0	78	49	41	54	90
Rakers, Jason	3-1	2.59	5	5	0	0	0	31.1	35	10	9	7	27
Riske, David	0-0	0.00	2	0	0	0	1	3.0	1	0	0	15	
Sanders, Frankie	11-8	3.48	29	29	2	1	0	186.1	175	82	72	15	71
Sexton, Jeff	4-2	1.57	27	0	0	0	11	57.1	41	12	10	2	19
Shuey, Paul	0-0	54.00	1	0	0	0	0	0.1	3	2	2	0	1
Viano, Jake	1-2	7.80	9	0	0	0	1	15.0	24	17	13	710	
Whitten, Casey	0-0	0.00	1	0	0	0	0	1.0	1	0	0	0	0

MINOR LEAGUES

## 1998 "A" KINSTON INDIANS CAROLINA LEAGUE

**Manager:** Max Oliveras

**Record:** 69-71 overall; 1<sup>st</sup> half: 36-34, 2<sup>nd</sup> place, Southern Division;  
2<sup>nd</sup> half: 33-37, 2<sup>nd</sup> place, Southern Division

**Playoffs:** Did not qualify

**All-Stars:** OF Mike Huelsman, 1B Mike Glavine, 2B Brian Benefield,  
RHP David Riske

**League Leaders:** Mike Glavine (22HR), Mike Huelsman (.392 on-base %)

### MOST USED LINEUP

*(Most games at each position)*

1B	Mike Glavine	(107)	OF	Chad Whitaker	(119)
2B	Brian Benefield	(70)	OF	Mike Huelsman	(113)
3B	Dennis Konrady	(82)	C	Ricky Gonzalez	(52)
SS	John Dorman	(98)	ST	Jamie Brown/Mike Bacsik	(27)
OF	Dustan Mohr	(119)	REL	David Riske	(53)

### FINAL STATISTICS

PLAYER	AVG	G	AB	R	H	2B	3B	HR	RBI	BB	SO	SB
Alvarez, Carlos,OF	.212	10	33	3	7	0	0	1	4	4	11	2
Benefield, Brian,2B	.220	71	259	44	57	9	2	5	34	31	50	8
Bruce, Robert,DH	.188	55	149	11	28	4	0	2	15	4	45	3
Cruz, Edgar,C	.152	9	33	1	5	2	0	0	3	0	9	0
Dorman, John,SS	.208	106	317	46	66	14	4	2	22	34	76	24
Glavine, Mike,1B	.219	125	398	61	87	23	1	22	76	73	117	1
Gonzalez, Ricky,C	.181	53	144	13	26	12	0	0	5	17	27	1
Gross, Rafael,3B	.228	43	145	19	33	8	0	1	8	7	42	7
Gutierrez, Rick,3B	.294	4	17	2	5	1	0	1	2	1	3	0
Harriss, Robin,C	.227	44	132	19	30	6	0	0	11	16	36	1
Huelsmann, Mike,OF	.285	114	425	63	121	19	4	5	47	70	67	21
Jimenez, Ruben,2B	.230	66	187	22	43	8	3	2	23	16	42	8
Kent, Troy,DH	.240	101	329	33	79	20	1	5	33	23	84	2
Konrady, Dennis,3B	.236	127	419	70	99	17	3	11	49	69	59	6
Mohr, Dustan,OF	.242	134	491	60	119	23	9	19	65	39	146	8
Morris, Bobby,DH	.262	25	65	11	17	2	1	2	14	6	12	2
Robinson, Adam,SS	.165	24	91	9	15	3	0	3	8	11	22	4
Rodriguez, Gary,OF	.239	45	109	9	26	3	0	0	11	15	30	3
Russell, Jake,DH	.128	15	39	1	5	2	0	1	1	0	13	0
Taylor, Adam,C	.167	7	18	2	3	0	0	1	3	2	8	0
Valera, Willy,3B	.111	3	9	1	1	0	0	0	0	0	3	0
Whitaker, Chad,OF	.215	127	455	46	98	25	0	10	48	34	148	16
Whitlock, Brian,2B	.212	73	198	24	42	9	3	5	30	24	74	4

PITCHER	W-L	ERA	G	GS	CG	SHO	SV	IP	H	R	ER	BB	SO
Bacsik, Mike	10-9	2.88	27	27	1	0	0	165.2	147	64	53	37	128
Brammer, J.D.	3-2	1.33	15	0	0	0	2	27.0	15	6	4	8	33
Brown, Jamie	11-9	3.81	27	27	2	0	0	172.2	162	91	73	44	148
Calmus, Lance	0-1	6.75	7	1	0	0	0	12.0	14	12	9	7	10
De Paula, Sean	3-2	2.36	28	1	0	0	1	49.2	50	20	13	18	59
Deschenes, Marc	0-0	0.00	1	0	0	0	0	1.0	0	0	0	1	2
Drew, Tim	3-8	5.20	15	15	0	0	0	90.0	105	58	52	31	67
Edwards, Jon	5-0	2.70	21	0	0	0	0	33.1	31	10	10	14	28
Garza, Alberto	4-8	3.20	20	20	3	0	0	112.1	79	44	40	60	110
Hamilton, Jimmy	4-6	2.75	44	0	0	0	4	75.1	61	25	23	21	83
Hughes, Mike	1-3	4.95	9	4	0	0	0	36.1	45	26	20	8	27
Koeman, Matt	0-0	1.35	4	0	0	0	0	6.2	9	8	1	1	4
Mackey, Jason	0-0	6.75	5	0	0	0	0	12.0	19	9	9	5	8
Mays, Jarrod	1-1	1.59	4	4	0	0	0	17.0	12	6	3	7	10
Merrick, Brett	0-0	9.00	2	0	0	0	0	2.0	3	2	2	1	0
Negrette, Richard	3-5	2.88	28	0	0	0	0	50.0	32	22	16	27	41
Pirkl, Greg	2-0	2.73	14	0	0	0	0	26.1	23	10	8	7	26
Reichow, Bob	0-0	23.63	2	0	0	0	0	2.2	5	7	7	2	1
Rigdon, Paul	11-7	4.03	24	24	0	0	0	127.1	126	65	57	35	97
Riske, David	1-1	2.33	53	0	0	0	33	54.0	48	15	14	15	67
Spenser, Kaipo	2-6	3.76	13	13	0	0	0	67.0	74	30	28	23	31
Viano, Jake	3-0	1.54	14	0	0	0	1	23.1	14	4	4	10	21
Wagner, Ken	1-2	3.00	10	0	0	0	1	21.0	15	8	7	10	18
Watson, Mark	0-1	0.00	1	1	0	0	0	6.1	3	4	0	2	8
Whitten, Casey	1-0	3.18	9	3	0	0	0	17.0	11	6	6	7	17

## 1998 "A" COLUMBUS REDSTIXX SOUTH ATLANTIC LEAGUE

**Manager:** Eric Wedge

**Record:** 59-81 overall; 1<sup>st</sup> half: 28-42, 4th place, Southern Division;  
2<sup>nd</sup> half: 31-39, 3rd place, Southern Division.

**Playoffs:** Did not qualify

**All-Stars:** INF Billy Munoz, OF Jewell Williams, C Edgar Cruz, RHP Ken Wagner

**League Leaders:** Jon Hamilton (10 triples- TIE)

### MOST USED LINEUP

*(Most games at each position)*

1B	Billy Munoz	(117)	OF	Jason Fitzgerald	(127)
2B	Joe Kilburg	(118)	OF	Jewell Williams	(94)
3B	Michael Edwards	(114)	C	Edgar Cruz	(98)
SS	Luis Gonzalez	(101)	ST	Scott Harrison	(24)
OF	Jon Hamilton	(131)	REL	Andrew McNally	(38)

### FINAL STATISTICS

	AVG.	G	AB	R	H	2B	3B	HR	RBI	BB	SO	SB
Allison, Cody, CA	.238	74	244	27	58	11	1	5	29	22	44	2
Alvarez, Carlos, OF	.260	72	265	33	69	18	3	3	34	17	62	6
Cruz, Edgar, CA	.247	107	396	59	98	27	0	16	65	34	97	1
Edwards, Michael, INF	.294	124	497	82	146	34	4	8	81	66	95	16
Fitzgerald, Jason, RF	.273	132	490	60	134	28	3	16	80	38	117	21
Fowler, Ben, CA	.197	57	188	20	37	5	0	5	26	11	74	0
Gonzalez, Luis, SS	.272	101	320	48	87	14	1	3	32	28	63	10
Hamilton, Jon, OF	.261	133	487	88	127	22	10	15	71	79	130	22
Kilburg, Joe, OF	.251	121	446	81	112	19	4	7	44	67	93	24
Messner, Jake, OF	.167	25	78	9	13	2	0	3	13	5	21	3
Munoz, Billy, 1B	.266	120	417	61	111	24	1	12	60	68	104	3
Perez, Edwin, INF	.229	30	83	13	19	1	0	1	10	14	12	1
Rodriguez, Gary, OF	.364	15	44	10	16	2	1	0	3	6	9	0
Taveras, Frank, INF	.260	84	281	31	73	12	2	5	33	10	71	1
Tiller, Brad, INF	.165	38	103	21	17	2	0	0	5	13	36	3
Valera, Willy, SS	.200	6	20	4	4	0	0	1	3	2	2	0
Williams, Jewell, OF	.249	96	353	60	88	14	4	8	38	27	118	20

PITCHER	W-L	ERA	G	GS	CG	SHO	SV	IP	H	R	ER	BB	SO
Aracena, Juan	0-1	13.50	5	0	0	0	0	6.2	15	10	10	6	4
Bautista, Martin	1-4	10.01	7	7	0	0	0	29.2	42	36	33	24	25
Civit, Xavier	0-1	9.00	3	0	0	0	0	6.0	10	6	6	2	6
Drew, Tim	4-3	3.79	13	13	0	0	0	71.1	68	43	30	26	64
Guillory, Dan	3-5	3.48	20	0	0	0	3	33.2	26	14	13	9	23
Hamilton, Jon	0-0	0.00	1	0	0	0	0	1.0	1	0	0	0	0
Harrison, Scott	5-12	6.13	27	24	1	0	0	130.2	161	100	89	53	118
Horgan, Joe	2-1	2.38	22	1	0	0	0	34.0	19	9	9	21	27
Hughes, Mike	7-2	3.74	18	9	0	0	1	74.2	81	38	31	22	86
Koeman, Matt	2-4	5.40	31	1	0	0	1	55.0	59	36	33	24	57
Layne, Rodger	2-0	2.49	4	4	0	0	0	25.1	12	7	7	4	28
McNally, Andrew	2-2	3.00	38	0	0	0	8	45.0	41	22	15	19	53
Negrette, Richard	1-3	5.09	21	0	0	0	2	40.2	39	24	23	22	35
Perez, Julio	0-1	8.27	9	0	0	0	1	16.1	18	17	15	10	18
Pirki, Greg	2-2	3.33	26	0	0	0	7	27.0	22	10	10	6	29
Reichow, Bob	2-6	5.83	39	4	0	0	0	78.2	108	69	51	31	46
Sarmiento, Dan	1-1	7.71	6	0	0	0	0	9.1	9	11	8	9	10
Sido, Wilson	2-0	2.55	4	4	0	0	0	24.2	17	7	7	8	27
Silva, Troy	4-3	3.33	16	12	1	1	0	75.2	66	29	28	32	84
Spenser, Kaipo	1-7	6.22	11	11	0	0	0	55.0	66	49	38	32	36
Spiegel, Mike	5-6	6.20	13	13	0	0	0	65.1	75	53	45	34	61
Turnbow, Mark	6-5	4.07	16	16	1	0	0	90.2	94	47	41	26	73
Vael, Rob	0-6	10.29	9	9	0	0	0	42.0	65	51	48	21	35
Wagner, Ken	4-2	2.51	33	0	0	0	3	71.2	55	25	20	20	92
Watson, Mark	3-4	4.05	31	12	1	0	0	97.2	95	53	44	32	77

## 1998 "A" WATERTOWN INDIANS NEW YORK-PENN LEAGUE

**Manager:** Ted Kubiak

**Record:** 42-34, 3rd place, Pinckney Division

**Playoffs:** Did not qualify

**All-Stars:** LHP Brody Percell, RHP Chris Reinike, OF Christian Rojas, SS Zach Sorensen

**League Leaders:** Brody Percell (105 strikeouts, 1 shutout-TIE), Scott Pratt (.351 AVG, .467 on-base %), Chris Reinike (10 wins), Christian Rojas (12 HR-TIE), Zach Sorensen (8 triples)

### MOST USED LINEUP

*(Most games at each position)*

1B	Chris MacMillan	(47)	OF	Christian Rojas	(59)
2B	Scott Pratt	(36)	OF	Ryan Upshaw	(33)
3B	Omar Moraga	(59)	C	Casey Smith	(64)
SS	Zach Sorensen	(52)	ST	Brody Percell/Chris Reinike	(15)
OF	Jesus Hernandez	(70)	REL	Rich Matsko	(20)

### FINAL STATISTICS

PLAYER	AVG	G	AB	R	H	2B	3B	HR	RBI	BB	SO	SB
Bender, Heath,1B	.114	10	35	1	4	0	0	0	1	1	9	0
Dampeer, Kelly,2B	.277	68	235	33	65	11	2	1	25	26	49	11
Gordnier, Aaron,OF	.250	36	108	17	27	7	0	3	16	22	32	7
Grindell, Nate,OF	.259	27	81	13	21	7	0	1	13	15	9	1
Haley, Ryan,3B	.333	1	3	1	1	0	0	0	0	1	0	0
Hernandez, Jesus,OF	.241	70	257	42	62	13	5	5	43	39	49	15
MacMillan, Chris,1B	.227	57	194	28	44	9	0	5	30	26	47	0
Malave, Dennis,OF	.250	6	20	1	5	0	0	1	6	0	4	2
Moraga, Omar,3B	.264	65	246	38	65	18	4	0	28	28	55	14
Patton, Barry,C	.067	11	30	1	2	1	0	0	1	4	14	1
Perez, Edwin,SS	.119	12	42	6	5	1	0	0	3	3	9	2
Powers, Jeff,SS	.299	18	67	10	20	5	0	1	11	5	10	1
Pratt, Scott,2B	.351	47	174	37	61	12	3	2	14	34	26	15
Puffinbarger, Rusty,C	.167	12	24	6	4	2	0	0	4	7	6	0
Rojas, Christian,OF	.266	61	218	41	58	12	1	12	46	25	63	6
Santana, Osmany,OF	.282	19	78	17	22	4	3	2	13	11	8	3
Smith, Casey,C	.186	67	226	22	42	6	1	3	23	15	65	4
Sorensen, Zach,SS	.300	53	200	38	60	7	8	4	26	35	35	14
Upshaw, Ryan,DH	.257	70	257	43	66	17	0	7	39	32	56	7

PITCHER	W-L	ERA	G	GS	CG	SHO	SV	IP	H	R	ER	BB	SO
Aracena, Juan	1-4	2.84	18	0	0	0	6	25.1	21	8	8	7	22
Brown, Craig	1-2	7.23	16	0	0	0	1	18.2	29	20	15	17	19
Carrasco, Danny	1-1	5.40	13	1	0	0	2	31.2	36	23	19	14	38
Drese, Ryan	2-5	4.07	9	9	0	0	0	42.0	40	21	19	14	40
Erwin, Dave	0-0	7.20	3	0	0	0	0	5.0	6	4	4	1	7
Escobar, Ruben	0-1	3.70	14	0	0	0	0	24.1	20	12	10	6	14
Everett, Matt	3-3	2.33	16	0	0	0	0	19.1	16	7	5	12	24
Guillory, Dan	1-0	3.00	3	0	0	0	1	6.0	4	2	2	3	5
Jackson, Brian	0-0	11.25	1	1	0	0	0	4.0	7	6	5	3	2
Kearney, Ryan	1-2	1.57	20	1	0	0	3	46.0	39	16	8	10	45
Maleski, Eric	0-0	6.00	2	0	0	0	0	3.0	5	2	2	0	3
Marietta, Ron	1-1	5.09	11	11	0	0	0	53.0	55	35	30	26	41
Matsko, Rich	2-3	8.59	20	0	0	0	1	36.2	43	37	35	24	41
Novits, Carey	0-0	3.38	5	2	0	0	0	10.2	11	4	4	2	9
Percell, Brody	9-2	2.21	15	15	1	1	0	85.2	73	28	21	16	105
Reinike, Chris	10-2	1.91	15	15	0	0	0	89.2	64	21	19	33	92
Spiegel, Mike	1-0	0.00	1	1	0	0	0	6.0	2	1	0	5	7
Swinburnson, Tyler	0-1	5.01	17	0	0	0	4	32.1	30	21	18	23	29
Vael, Rob	4-3	4.12	12	9	0	0	0	54.2	56	25	25	16	52
Vargas, Jose	2-2	1.45	5	5	1	0	0	31.0	28	14	5	7	22
White, Matt	3-2	4.28	6	6	0	0	0	27.1	31	19	13	11	24

# 1998 "ROOKIE" BURLINGTON INDIANS APPALACHIAN LEAGUE

**Manager:** Joe Mikulik

**Record:** 31-36, 4<sup>th</sup> place, East Division

**Playoffs:** Did not qualify

**All-Stars:** 3B Paul Day

**League Leaders:** Martin Bautista (7 losses-TIE), Donnie Suttles (49 walks)

## MOST USED LINEUP

*(Most games at each position)*

1B	Carlos Batista	(53)	OF	Eric Thompson	(53)
2B	Raul Centile	(43)	OF	T.T. Gallaher	(42)
3B	Paul Day	(48)	C	Jeff DePippo	(36)
SS	Maicer Isturiz	(55)	ST	Martin Bautista	(13)
OF	Dennis Malave	(58)	REL	Mark Koeth	(20)

## FINAL STATISTICS

PLAYER	AVG	G	AB	R	H	2B	3B	HR	RBI	BB	SO	SB
Bastardo, Angel,C	.240	51	179	29	43	12	0	7	25	15	59	1
Batista, Carlos,1B	.234	54	205	15	48	8	0	7	35	2	66	2
Centile, Raul,2B	.320	53	181	27	58	6	1	3	22	18	36	3
Day, Paul,3B	.362	60	229	33	83	16	2	7	45	17	39	10
Depippo, Jeff,C	.209	39	115	16	24	6	0	1	9	10	33	0
Esquerra, Marques,2B	.304	55	207	32	63	8	2	4	28	12	35	11
Gallaher, T.T.,OF	.236	43	106	19	25	3	1	1	7	30	22	4
Grindell, Nate,OF	.244	14	41	6	10	2	0	1	7	2	6	0
Harding, Todd,DH	.263	26	76	10	20	4	0	4	11	4	30	4
Isturiz, Maicer,SS	.290	55	217	33	63	8	2	2	33	17	32	16
Jackson, Chris,C	.250	7	20	1	5	1	0	0	0	0	5	0
Malave, Dennis,OF	.279	60	208	40	58	3	5	4	19	34	59	27
Minges, Tyler,OF	.306	12	49	7	15	2	1	1	5	2	10	1
Pursell, Mike,OF	.256	57	199	37	51	15	1	4	30	26	34	3
Silva, Carlos,2B	.175	16	40	2	7	0	0	0	3	1	8	0
Thompson, Eric,OF	.211	55	175	27	37	6	1	0	18	14	54	10
Ventura, Frankie,OF	.167	3	6	1	1	0	0	0	0	0	1	0

PITCHER	W-L	ERA	G	GS	CG	SHO	SV	IP	H	R	ER	BB	SO
Bautista, Martin	3-7	4.76	13	13	1	0	0	73.2	78	49	39	35	64
Berck, Darrel	2-1	5.92	16	0	0	0	1	38.0	37	29	25	23	40
Farmer, Jason	0-0	9.28	18	0	0	0	6	21.1	29	23	22	15	19
Hernandez, Mario	1-0	6.89	13	0	0	0	0	15.2	16	12	12	10	17
Jackson, Brian	5-3	3.21	12	12	1	0	0	70.0	66	29	25	23	61
Koeth, Mark	0-2	10.73	20	0	0	0	1	27.2	45	40	33	22	14
Maleski, Eric	4-2	2.05	19	0	0	0	5	44.0	37	17	10	10	47
McDermott, Ryan	1-6	8.51	12	8	0	0	0	37.0	36	44	35	36	21
McPadden, Mike	0-5	8.89	16	0	0	0	0	26.1	28	37	26	30	18
Morelock, Chris	2-1	4.54	16	1	0	0	1	33.2	36	31	17	28	29
Reynolds, Jacob	1-4	7.76	10	5	0	0	0	29.0	27	28	25	26	30
Rosales, Rudy	0-0	13.50	1	0	0	0	0	2.0	6	3	3	1	0
Sabathia, C.C.	1-0	4.50	5	5	0	0	0	18.0	20	14	9	8	35
Sanchez, Willmen	2-1	4.82	8	4	0	0	1	28.0	25	16	15	13	26
Suttles, Donnie	5-3	2.87	12	11	0	0	0	62.2	40	23	20	49	77
White, Matt	4-1	1.94	8	8	0	0	0	46.1	34	14	10	24	47

MINOR LEAGUES

**ALLISON, Cody****CA**

HEIGHT: 6-1 BATS: L  
 WEIGHT: 200 THROWS: R  
 SIGNED BY: Jim Stevenson  
 SCHOOL: Arkansas State

BORN: August 8, 1974 in Odessa, TX  
 RESIDES: Odessa, TX  
 OBTAINED: #13 Selection in the June, 1996 draft

YEAR	CLUB	AVG	G	AB	R	H	2B	3B	HR	RBI	BB	SO	SB
1996	Burlington	.260	27	96	10	25	2	0	1	14	12	17	1
1997	Watertown	.265	51	181	25	48	10	0	1	23	20	34	7
1998	Columbus	.238	74	244	27	58	11	1	5	29	22	44	2
<b>Minor Totals</b>		<b>.251</b>	<b>152</b>	<b>521</b>	<b>62</b>	<b>131</b>	<b>23</b>	<b>1</b>	<b>7</b>	<b>66</b>	<b>54</b>	<b>95</b>	<b>10</b>

**ALVAREZ, Carlos****OF**

HEIGHT: 6-0 BATS: R  
 WEIGHT: 170 THROWS: R  
 SIGNED BY: Luis Aponte  
 SCHOOL: N/A

BORN: April 28, 1976 in Bachayuro, VEN  
 RESIDES: Bachayuro, VEN  
 OBTAINED: Non-Drafted Free Agent (3/18/95)

**CAREER HIGHLIGHTS:** 1996- Broken left leg in extended spring training forced him to miss entire season.

YEAR	CLUB	AVG	G	AB	R	H	2B	3B	HR	RBI	BB	SO	SB
1995	Dom. Lge.	.236	28	72	18	17	3	1	0	6	8	14	7
1996		— INJURED - DID NOT PLAY —											
1997	Watertown	.300	22	80	15	24	5	0	6	17	2	21	3
1998	Columbus	.260	72	265	33	69	18	3	3	34	17	62	6
	Kinston	.212	10	33	3	7	0	0	1	4	4	11	2
<b>Minor Totals</b>		<b>.260</b>	<b>132</b>	<b>450</b>	<b>69</b>	<b>117</b>	<b>26</b>	<b>4</b>	<b>10</b>	<b>61</b>	<b>31</b>	<b>108</b>	<b>18</b>

**ALVAREZ, Oscar****LHP**

HEIGHT: 6-0 BATS: L  
 WEIGHT: 165 THROWS: L  
 SIGNED BY: Luis Aponte  
 SCHOOL: N/A

BORN: September 17, 1980 in Barcelona, VEN  
 RESIDES: Anzoategui, VEN  
 OBTAINED: Non-Drafted Free Agent (7/4/97)

**ARACENA, Juan****RHP**

HEIGHT: 6-0 BATS: R  
 WEIGHT: 150 THROWS: R  
 SIGNED BY: Winston Llena  
 SCHOOL: N/A

BORN: December 17, 1976 in La Vega, DR  
 RESIDES: La Vega, DR  
 OBTAINED: Non-Drafted Free Agent (4/15/94)

YEAR	CLUB	W	L	ERA	G	GS	CG	SHO	SV	IP	H	R	ER	BB	SO
1994	Dom. Lge.	4	1	0.00	25	1	0	0	9	40.1	42	19	10	26	26
1995	Dom. Lge.	6	2	0.00	24	3	0	0	5	56.2	39	19	13	18	31
1996	Burlington	3	4	5.48	13	5	0	0	0	42.2	61	38	26	7	28
1997	Burlington	1	4	4.89	19	0	0	0	2	38.2	45	32	21	16	31
1998	Watertown	1	4	2.84	18	0	0	0	6	25.1	21	8	8	7	22
	Columbus	0	1	13.50	5	0	0	0	0	6.2	15	10	10	6	4
<b>Minor Totals</b>		<b>15</b>	<b>16</b>	<b>3.77</b>	<b>104</b>	<b>9</b>	<b>0</b>	<b>0</b>	<b>22</b>	<b>210.1</b>	<b>223</b>	<b>126</b>	<b>88</b>	<b>80</b>	<b>142</b>

**ASTACIO, Andres****OF**

HEIGHT: 6-1 BATS: L  
 WEIGHT: 170 THROWS: R  
 SIGNED BY: Winston Llenas  
 SCHOOL: St. Thomas Santa Maria

BORN: April 30, 1980 in San Pedro De Macoris, DR  
 RESIDES: Santo Domingo, DR  
 OBTAINED: Non-Drafted Free Agent (9/2/97)

YEAR	CLUB	AVG	G	AB	R	H	2B	3B	HR	RBI	BB	SO	SB
1998	Dom. League	.316	59	190	47	60	11	2	0	22	48	27	12

**ATKINS, Ross****RHP**

HEIGHT: 6-2 BATS: R  
 WEIGHT: 195 THROWS: R  
 SIGNED BY: Kasey McKeon  
 SCHOOL: Wake Forest

BORN: August 7, 1973 in Greensboro, NC  
 RESIDES: Coral Gables, FL  
 OBTAINED: #38 Selection in June, 1995 draft

YEAR	CLUB	W	L	ERA	G	GS	CG	SHO	SV	IP	H	R	ER	BB	SO
1995	Watertown	5	2	3.26	13	10	0	0	1	60.2	52	28	22	26	46
1996	Columbus	11	10	3.93	28	28	2	2	0	169.2	156	85	74	64	129
1997	Kinston	8	4	3.62	27	16	0	0	0	117.0	98	53	47	62	84
1998	Akron	7	8	4.19	40	5	0	0	10	77.1	73	39	36	31	38
<b>Minor Totals</b>		<b>31</b>	<b>24</b>	<b>3.79</b>	<b>108</b>	<b>59</b>	<b>2</b>	<b>2</b>	<b>11</b>	<b>424.2</b>	<b>379</b>	<b>205</b>	<b>179</b>	<b>183</b>	<b>297</b>

**BACSIK, Mike****LHP**

HEIGHT: 6-3 BATS: L BORN: November 11, 1977 in Dallas, TX  
 WEIGHT: 190 THROWS: L RESIDES: Duncanville, TX  
 SIGNED BY: Jim Stevenson OBTAINED: #18 Selection in June, 1996 draft  
 SCHOOL: Duncanville HS

**CAREER HIGHLIGHTS: 1998-** Ranked by Baseball America as the Tribe's 10<sup>th</sup> best prospect...He was also ranked by Baseball America as having the Best Control among the Tribe's minor league pitchers...His 2.88 ERA was tops in the organization... **1996-** Southpaw posted a team-best 2.20ERA for Burlington in his first pro season and was named to the Appalachian League post-season all-star team.

YEAR	CLUB	W	L	ERA	G	GS	CG	SHO	SV	IP	H	R	ER	BB	SO
1996	Burlington	4	2	2.20	13	13	1	0	0	69.2	49	23	17	14	61
1997	Columbus	4	14	5.44	28	27	0	0	0	139.0	163	94	84	47	100
1998	Kinston	10	9	2.88	27	27	1	0	0	165.2	147	64	53	37	128
<b>Minor Totals</b>		<b>18</b>	<b>25</b>	<b>3.70</b>	<b>68</b>	<b>67</b>	<b>2</b>	<b>0</b>	<b>0</b>	<b>374.1</b>	<b>359</b>	<b>181</b>	<b>154</b>	<b>98</b>	<b>289</b>

**BASTARDO, Angel****CA**

HEIGHT: 6-0 BATS: R BORN: April 2, 1979 in Maturin, VEN  
 WEIGHT: 170 THROWS: R RESIDES: Miraflores, VEN  
 SIGNED BY: Luis Aponte OBTAINED: Non-Drafted Free Agent (5/3/97)  
 SCHOOL: N/A

YEAR	CLUB	AVG	G	AB	R	H	2B	3B	HR	RBI	BB	SO	SB
1997	Venez.Lge.	.250	45	100	17	25	7	0	1	8	4	17	6
1998	Burlington	.240	51	179	29	43	12	0	7	25	15	59	1
<b>Minor Totals</b>		<b>.244</b>	<b>96</b>	<b>279</b>	<b>46</b>	<b>68</b>	<b>19</b>	<b>0</b>	<b>8</b>	<b>33</b>	<b>19</b>	<b>76</b>	<b>7</b>

**BATISTA, Carlos****1B**

HEIGHT: 6-3 BATS: R BORN: July 3, 1979 in San Pedro De Macoris, DR  
 WEIGHT: 174 THROWS: R RESIDES: San Pedro De Macoris, DR  
 SIGNED BY: Winston Llenas OBTAINED: Minor League Free Agent (12/9/96)  
 SCHOOL: N/A

YEAR	CLUB	AVG	G	AB	R	H	2B	3B	HR	RBI	BB	SO	SB
1997	Dom.Lge.	.257	56	214	28	55	9	2	5	26	16	47	3
1998	Burlington	.234	54	205	15	48	8	0	7	35	2	66	2
<b>Minor Totals</b>		<b>.246</b>	<b>110</b>	<b>419</b>	<b>43</b>	<b>103</b>	<b>17</b>	<b>2</b>	<b>12</b>	<b>61</b>	<b>18</b>	<b>113</b>	<b>5</b>

**BAUTISTA, Martin****RHP**

HEIGHT: 6-0 BATS: R BORN: Feb. 22, 1978 in San Pedro De Macoris, DR  
 WEIGHT: 155 THROWS: R RESIDES: San Pedro De Macoris, DR  
 SIGNED BY: Winston Llenas OBTAINED: Non-Drafted Free Agent (7/5/95)  
 SCHOOL: N/A

YEAR	CLUB	AVG	G	AB	R	H	2B	3B	HR	RBI	BB	SO	SB		
1996	Dom. Lge.	.223	39	103	7	23	6	1	0	12	12	25	1		
YEAR	CLUB	W	L	ERA	G	GS	CG	SHO	SV	IP	H	R	ER	BB	SO
1997	Dom.Lge.	3	5	2.45	14	14	0	0	0	69.2	52	33	19	39	43
1998	Burlington	3	7	4.76	13	13	1	0	0	73.2	78	49	39	35	64
	Columbus	1	4	10.01	7	7	0	0	0	29.2	42	36	33	24	25
<b>Minor Totals</b>		<b>7</b>	<b>16</b>	<b>4.73</b>	<b>34</b>	<b>34</b>	<b>1</b>	<b>0</b>	<b>0</b>	<b>173.0</b>	<b>172</b>	<b>118</b>	<b>91</b>	<b>98</b>	<b>132</b>

**BENEFIELD, Brian****2B**

HEIGHT: 6-0 BATS: R BORN: August 12, 1976 in Dallas, TX  
 WEIGHT: 181 THROWS: R RESIDES: Carrollton, TX  
 SIGNED BY: Rene Gayo OBTAINED: #6 Selection in June, 1997 Draft  
 SCHOOL: Texas A & M

**CAREER HIGHLIGHTS: 1998-** He was named to the Carolina League All-Star Game ... **1997-** His 23 stolen bases ranked him fourth in the NYPL and tied him for second among all Tribe farmhands.

YEAR	CLUB	AVG	G	AB	R	H	2B	3B	HR	RBI	BB	SO	SB
1997	Watertown	.287	69	265	47	76	9	1	4	19	49	40	23
1998	Kinston	.220	71	259	44	57	9	2	5	34	31	50	8
<b>Minor Totals</b>		<b>.254</b>	<b>140</b>	<b>524</b>	<b>91</b>	<b>133</b>	<b>18</b>	<b>3</b>	<b>9</b>	<b>53</b>	<b>80</b>	<b>90</b>	<b>31</b>

**BERCK, Darrel****RHP**

HEIGHT: 6-0 BATS: R BORN: September 27, 1976 in San Fernando City, CA  
 WEIGHT: 170 THROWS: R RESIDES: Murrietta, CA  
 SIGNED BY: Doug Baker OBTAINED: #39 Selection in June, 1998 Draft  
 SCHOOL: Palomar JC

YEAR	CLUB	W	L	ERA	G	GS	CG	SHO	SV	IP	H	R	ER	BB	SO
1998	Burlington	2	1	5.92	16	0	0	0	1	38.0	37	29	25	23	40

**BETANCES, Junior****2B**

HEIGHT: 5-11 BATS: R BORN: March 26, 1973 in La Vega, DR  
 WEIGHT: 165 THROWS: R RESIDES: La Vega, DR  
 SIGNED BY: N/A OBTAINED: Rule V Draft Selection (12/9/96)  
 SCHOOL: N/A

YEAR	CLUB	AVG	G	AB	R	H	2B	3B	HR	RBI	BB	SO	SB
1991	Brewers (DSL)	.235	35	119	20	28	6	0	0	8	12	9	5
1992	Brewers (DSL)	.311	61	190	37	59	13	6	1	29	45	21	10
1993	Brewers (DSL)	.403	65	243	45	98	12	3	5	39	42	13	17
1994	Helena	.264	66	212	37	56	8	3	2	21	34	38	12
1995	Beloit	.293	122	427	66	125	21	8	1	52	61	67	21
1996	Stockton	.253	125	458	69	116	9	7	1	41	51	61	14
1997	Kinston	.278	74	230	34	64	10	2	4	26	24	34	8
1998	Akron	.283	76	269	41	76	10	5	6	31	25	54	11
<b>Minor Totals</b>		<b>.290</b>	<b>624</b>	<b>2148</b>	<b>439</b>	<b>622</b>	<b>89</b>	<b>34</b>	<b>20</b>	<b>247</b>	<b>299</b>	<b>297</b>	<b>98</b>

**BETTS, Todd****3B**

HEIGHT: 6-0 BATS: L BORN: June 24, 1973 in East York, ONT  
 WEIGHT: 185 THROWS: R RESIDES: Scarborough, ONT  
 SIGNED BY: Jim Richardson OBTAINED: #14 Selection in June, 1993 Draft  
 SCHOOL: NE Oklahoma A & M

**CAREER HIGHLIGHTS: 1994-** He finished T1st in extra-base hits (30), 2<sup>nd</sup> in slugging % (555), 3<sup>rd</sup> in RBI (53) and 4<sup>th</sup> in average (.326) in the NYPL...His .326 average was 2<sup>nd</sup> highest among short season third baseman...Was named to the NYPL Post-Season All-Star Team.

YEAR	CLUB	AVG	G	AB	R	H	2B	3B	HR	RBI	BB	SO	SB
1993	Burlington	.232	56	168	40	39	9	0	7	27	32	26	6
1994	Watertown	.326	65	227	49	74	18	2	10	53	54	29	3
1995	Kinston	.272	109	331	52	90	15	3	9	44	88	56	2
1996	Canton-Akron	.252	77	238	35	60	13	0	1	26	38	51	0
1997	Akron	.246	128	439	65	108	25	1	20	69	73	97	1
1998	Akron	.270	91	318	55	86	18	3	17	46	64	71	1
	Buffalo	.229	14	35	5	8	3	0	2	6	8	7	0
<b>Minor Totals</b>		<b>.265</b>	<b>540</b>	<b>1756</b>	<b>301</b>	<b>465</b>	<b>101</b>	<b>9</b>	<b>66</b>	<b>271</b>	<b>357</b>	<b>337</b>	<b>13</b>

**BETZSOLD, James****OF**

HEIGHT: 6-3 BATS: R BORN: August 7, 1972 in Orange, CA  
 WEIGHT: 210 THROWS: R RESIDES: Orange, CA  
 SIGNED BY: Mark Baca OBTAINED: #20 Selection in June, 1994 Draft  
 SCHOOL: Cal State Fullerton

**CAREER HIGHLIGHTS: 1997-** He opened the season with a club-record 22-game hitting streak...He started in RF for the American League in the AA All-Star Game...His 17 assists led all Eastern League outfielders and set a franchise record...**1995-** His 25HR ranked him 2<sup>nd</sup> in the Carolina League and T7th among all Class A minor leaguers...Was 4<sup>th</sup> in the organization with 71 RBI...He was named to the Carolina League All-Star Team...**1994-** Named as an outfielder to the NYPL Post-Season All-Star Team...He finished T1st in the league in extra-base hits (30), T2nd in HR (12) and 2B (18)...His 13 HR were the 4<sup>th</sup> highest total in all of short season ball.

YEAR	CLUB	AVG	G	AB	R	H	2B	3B	HR	RBI	BB	SO	SB
1994	Watertown	.288	66	212	48	61	18	0	12	46	53	68	3
1995	Kinston	.268	126	455	77	122	22	2	25	71	55	137	3
1996	Canton-Akron	.239	84	268	35	64	11	5	3	35	30	74	4
1997	Akron	.265	118	434	76	115	21	5	19	79	60	119	4
1998	Buffalo	.244	74	209	36	51	10	1	10	27	27	72	4
<b>Minor Totals</b>		<b>.262</b>	<b>468</b>	<b>1578</b>	<b>272</b>	<b>413</b>	<b>82</b>	<b>13</b>	<b>69</b>	<b>258</b>	<b>225</b>	<b>470</b>	<b>18</b>

**BORREGO, Carlos****SS**

HEIGHT: 5-11 BATS: S BORN: March 13, 1981 in Maracay, VEN  
 WEIGHT: 155 THROWS: R RESIDES: Mariara, VEN  
 SIGNED BY: Luis Aponte OBTAINED: Non-Drafted Free Agent (7/30/98)  
 SCHOOL: N/A

**BREWINGTON, Jamie****RHP**

HEIGHT: 6-4 BATS: R BORN: September 28, 1971 in Greenville, NC  
 WEIGHT: 175 THROWS: R RESIDES: Phoenix, AZ  
 SIGNED BY: Kevin Kohler (SF) OBTAINED: Minor League Free Agent (2/3/99)  
 SCHOOL: Virginia Commonwealth

**CAREER HIGHLIGHTS:** **1998**-Did not play after undergoing surgery on his right shoulder (torn labrum)...**1997**-Traded by Royals to Brewers for RHP Jason Grimsley (7/30/97)...**1996**-Traded by Giants to Royals for PTBNL (11/26/96)...**1992**-Selected by the Giants in the 10<sup>th</sup> round of the June Draft.

YEAR	CLUB	W	L	ERA	G	GS	CG	SHO	SV	IP	H	R	ER	BB	SO
1992	Everett	5	2	4.33	15	11	1	1	0	68.2	65	40	33	47	63
1993	Clinton	13	5	4.78	26	25	1	0	0	133.0	126	78	71	61	111
1994	Clinton	2	4	4.92	10	10	0	0	0	53.0	46	29	29	24	62
	San Jose	7	3	3.20	13	13	0	0	0	76.0	61	38	27	25	65
1995	San Francisco	6	4	4.54	13	13	0	0	0	75.1	68	38	38	45	45
	Shreveport	8	3	3.06	16	16	1	0	0	88.0	72	39	30	55	74
1996	Phoenix	6	9	7.02	35	17	0	0	1	110.0	130	93	86	72	75
1997	Wichita	2	5	6.71	10	10	0	0	0	51.0	68	43	38	28	31
	Tucson	1	3	10.18	6	5	0	0	0	20.1	33	26	23	17	13
	Omaha	2	2	8.31	7	4	0	0	0	21.2	21	21	20	13	20
1998		—INJURED - DID NOT PLAY—													
<b>Minor Totals</b>		<b>46</b>	<b>36</b>	<b>5.16</b>	<b>138</b>	<b>111</b>	<b>3</b>	<b>2</b>	<b>1</b>	<b>623.0</b>	<b>622</b>	<b>407</b>	<b>357</b>	<b>342</b>	<b>514</b>
<b>Major Totals</b>		<b>6</b>	<b>4</b>	<b>4.54</b>	<b>13</b>	<b>13</b>	<b>0</b>	<b>0</b>	<b>0</b>	<b>75.1</b>	<b>68</b>	<b>38</b>	<b>38</b>	<b>45</b>	<b>45</b>

**BROWN, Craig****LHP**

HEIGHT: 5-9 BATS: L BORN: August 10, 1976 in Tampa, FL  
 WEIGHT: 170 THROWS: L RESIDES: Tampa, FL  
 SIGNED BY: Rene Gayo OBTAINED: #32 Selection in June, 1998 Draft  
 SCHOOL: Tulane

YEAR	CLUB	W	L	ERA	G	GS	CG	SHO	SV	IP	H	R	ER	BB	SO
1998	Watertown	1	2	7.23	16	0	0	0	1	18.2	29	20	15	17	19

**BUDZINSKI, Mark****OF**

HEIGHT: 6-2 BATS: L BORN: August 26, 1973 in Baltimore, MD  
 WEIGHT: 175 THROWS: L RESIDES: Severna Park, MD  
 SIGNED BY: Kasey McKeon OBTAINED: #21 Selection in June, 1995 Draft  
 SCHOOL: Richmond

YEAR	CLUB	AVG	G	AB	R	H	2B	3B	HR	RBI	BB	SO	SB
1995	Watertown	.253	70	253	50	64	12	8	3	25	52	49	15
1996	Columbus	.262	74	260	42	68	12	4	3	38	59	68	12
1997	Kinston	.286	68	241	43	69	13	3	7	39	48	61	6
1998	Akron	.262	127	478	68	125	21	5	10	62	50	125	12
<b>Minor Totals</b>		<b>.265</b>	<b>339</b>	<b>1232</b>	<b>203</b>	<b>326</b>	<b>58</b>	<b>20</b>	<b>23</b>	<b>164</b>	<b>209</b>	<b>303</b>	<b>45</b>

**CALDWELL, David****LHP**

HEIGHT: 6-2 BATS: L BORN: November 14, 1974 in Brooklyn, NY  
 WEIGHT: 190 THROWS: L RESIDES: Brooklyn, NY  
 SIGNED BY: Jim Stevenson OBTAINED: #8 Selection in June, 1994 Draft  
 SCHOOL: NE Texas CC

**CAREER HIGHLIGHTS:** **1998**- Missed entire 1998 season with torn left rotator cuff ... Had rotator cuff surgery on 5/18 ... **1996**- His 13 wins was tops in the Carolina League and tied him for tops among all Tribe farmhands (Driskill)... Finished T2nd in league with 3.30ERA...

YEAR	CLUB	W	L	ERA	G	GS	CG	SHO	SV	IP	H	R	ER	BB	SO
1994	Burlington	2	5	7.29	10	10	0	0	0	42.0	38	40	34	46	44
1995	Columbus	11	10	4.40	27	27	0	0	0	151.1	162	87	74	58	104
1996	Kinston	*13	9	3.30	23	23	0	0	0	139.0	142	66	51	37	80
1997	Columbus	2	1	4.18	5	5	0	0	0	23.2	25	13	11	4	22
1997	Kinston	2	1	4.33	9	3	0	0	0	27.0	31	16	13	10	16
1998		—INJURED - DID NOT PLAY—													
<b>Minor Totals</b>		<b>30</b>	<b>26</b>	<b>4.30</b>	<b>74</b>	<b>68</b>	<b>0</b>	<b>0</b>	<b>0</b>	<b>383.0</b>	<b>398</b>	<b>222</b>	<b>183</b>	<b>155</b>	<b>266</b>

MINOR LEAGUES

\* League leader, # Tied for League lead

**CALMUS, Lance****RHP**

HEIGHT: 6-5      BATS: R      BORN: January 19, 1973 in Tulsa, OK  
 WEIGHT: 225      THROWS: R      RESIDES: Jenks, OK  
 SIGNED BY: Jim Stevenson      OBTAINED: Non-Drafted Free Agent (5/23/96)  
 SCHOOL: Oral Roberts

YEAR	CLUB	W	L	ERA	G	GS	CG	SHO	SV	IP	H	R	ER	BB	SO
1996	Watertown	1	3	6.41	11	11	0	0	0	46.1	53	40	33	18	51
1997	Columbus	1	5	5.83	23	15	0	0	0	88.0	94	64	57	41	78
	Akron	1	1	6.10	5	1	0	0	0	10.1	6	7	7	9	10
1998	Kinston	0	1	6.75	7	1	0	0	0	12.0	14	12	9	7	10
	Akron	2	5	5.50	23	2	0	0	0	52.1	55	34	32	28	23
<b>Minor Totals</b>		<b>5</b>	<b>15</b>	<b>5.94</b>	<b>69</b>	<b>30</b>	<b>0</b>	<b>0</b>	<b>0</b>	<b>209.0</b>	<b>222</b>	<b>157</b>	<b>138</b>	<b>103</b>	<b>172</b>

**CAMACARO, Armando****C**

HEIGHT: 5-11      BATS: R      BORN: October 5, 1980 in Caracas, VEN  
 WEIGHT: 170      THROWS: R      RESIDES: Guarenas, VEN  
 SIGNED BY: Luis Aponte      OBTAINED: Non-Drafted Free Agent (7/29/98)  
 SCHOOL: N/A

**CAMACHO, Jorge****RHP**

HEIGHT: 6-1      BATS: R      BORN: March 24, 1960 in San Pedro Sula, Honduras  
 WEIGHT: 184      THROWS: R      RESIDES: San Pedro Sula, Honduras  
 SIGNED BY: Winston Llenas      OBTAINED: Non-Drafted Free Agent (1/10/97)  
 SCHOOL: N/A

YEAR	CLUB	W	L	ERA	G	GS	CG	SHO	SV	IP	H	R	ER	BB	SO
1997	Dom. League	2	1	4.67	4	4	0	0	0	17.1	17	12	9	16	11
1998	Dom. League	3	1	1.80	5	5	0	0	0	25.0	22	7	5	6	25
<b>Minor Totals</b>		<b>5</b>	<b>2</b>	<b>2.98</b>	<b>9</b>	<b>9</b>	<b>0</b>	<b>0</b>	<b>0</b>	<b>42.1</b>	<b>39</b>	<b>19</b>	<b>14</b>	<b>22</b>	<b>36</b>

**CAMP, Jared****RHP**

HEIGHT: 6-2      BATS: R      BORN: May 4, 1975 in Huntington, WV  
 WEIGHT: 195      THROWS: R      RESIDES: Huntington, WV  
 SIGNED BY: Russ Bove (MIL)      OBTAINED: From Milwaukee for C. Jesse Levis  
 SCHOOL: Indian River CC

**CAREER HIGHLIGHTS:** **1996-** Finished 2<sup>nd</sup> in NYPL in both wins (10) and stikeouts (99) while his 1.69ERA was third lowest in the NYPL... Was named "star of stars" in NYPL...  
**1995-** Selected by Milwaukee in the 5<sup>th</sup> round of June draft.

YEAR	CLUB	W	L	ERA	G	GS	CG	SHO	SV	IP	H	R	ER	BB	SO
1995	Helena	1	4	8.65	8	8	0	0	0	34.1	44	39	33	20	26
1996	Watertown	10	2	1.69	15	15	1	1	0	95.2	68	29	18	30	99
	Beloit	3	5	5.43	11	11	0	0	0	53.0	56	42	32	39	47
1997	Kinston	5	4	3.79	13	12	0	0	0	73.2	57	36	31	20	64
	Akron	2	8	6.19	12	12	1	0	0	64.0	79	49	44	26	39
1998	Akron	6	2	3.78	18	16	0	0	0	85.2	84	37	36	31	42
<b>Minor Totals</b>		<b>27</b>	<b>25</b>	<b>4.30</b>	<b>77</b>	<b>74</b>	<b>2</b>	<b>1</b>	<b>0</b>	<b>406.1</b>	<b>388</b>	<b>232</b>	<b>194</b>	<b>166</b>	<b>317</b>

**CAMPOS, Rene****RHP**

HEIGHT: 5-11      BATS: R      BORN: March 1, 1979 in El Tigre, VEN  
 WEIGHT: 180      THROWS: R      RESIDES: Anzoategui, VEN  
 SIGNED BY: Luis Aponte      OBTAINED: Minor League Free Agent (7/3/97)  
 SCHOOL: N/A

YEAR	CLUB	W	L	ERA	G	GS	CG	SHO	SV	IP	H	R	ER	BB	SO
1998	Venez. Lge.	0	2	5.59	10	3	0	0	1	19.1	21	15	12	11	14

**CENTILE, Raul****INF**

HEIGHT: 6-0      BATS: S      BORN: May 31, 1979 in San Pedro De Macoris, DR  
 WEIGHT: 160      THROWS: R      RESIDES: San Pedro De Macoris, DR  
 SIGNED BY: Winston Llenas      OBTAINED: Non-Drafted Free Agent (6/25/96)  
 SCHOOL: N/A

YEAR	CLUB	AVG	G	AB	R	H	2B	3B	HR	RBI	BB	SO	SB
1997	Dom. Lge.	.250	23	80	8	20	1	1	1	13	4	9	2
1998	Burlington	.320	53	181	27	58	6	1	3	22	18	36	3
<b>Minor Totals</b>		<b>.299</b>	<b>76</b>	<b>261</b>	<b>35</b>	<b>78</b>	<b>7</b>	<b>2</b>	<b>4</b>	<b>35</b>	<b>22</b>	<b>45</b>	<b>5</b>

**CESPEDES, Alejandrino****OF**

HEIGHT: 5-9      BATS: L      BORN: June 5, 1980 in Azua, DR  
 WEIGHT: 145      THROWS: L      RESIDES: Azua, DR  
 SIGNED BY: Winston Llenas      OBTAINED: Non-Drafted Free Agent (5/23/97)  
 SCHOOL: N/A

YEAR	CLUB	AVG.	G	AB	R	H	2B	3B	HR	RBI	BB	SO	SB
1997	Dom. League	.311	49	164	35	51	9	4	0	16	14	40	11
1998	Dom. League	.281	68	224	29	63	17	2	0	30	27	47	7
<b>Minor Totals</b>		<b>.294</b>	<b>117</b>	<b>388</b>	<b>64</b>	<b>114</b>	<b>26</b>	<b>6</b>	<b>0</b>	<b>46</b>	<b>41</b>	<b>87</b>	<b>18</b>

**COLMENTER, Jesus****SS**

HEIGHT: 5-10      BATS: S      BORN: December 1, 1981 in Cabudare, VEN  
 WEIGHT: 155      THROWS: R      RESIDES: Cabudare, VEN  
 SIGNED BY: Luis Aponte      OBTAINED: Non-Drafted Free Agent (7/20/98)  
 SCHOOL: N/A

**COLON, Jose****RHP**

HEIGHT: 6-0      BATS: R      BORN: July 24, 1977 in Puerto Plata, DR  
 WEIGHT: 175      THROWS: R      RESIDES: Puerto Plata, DR  
 SIGNED BY: Winston Llenas      OBTAINED: Non-Drafted Free Agent (7/21/95)  
 SCHOOL: N/A

**CAREER HIGHLIGHTS:** **1997-** He led the team in ERA (1.20), games pitched (26), and saves (8)...Younger brother of Tribe starter Bartolo Colon.

YEAR	CLUB	W	L	ERA	G	GS	CG	SHO	SV	IP	H	R	ER	BB	SO
1996	Dom. Lge.	2	0	3.03	16	1	0	0	3	29.2	25	14	10	13	28
1997	Dom. Lge.	3	1	1.20	26	0	0	0	8	52.2	48	16	7	14	26
1998	Dom. Lge.	8	1	1.96	18	10	4	0	6	78.0	57	19	17	15	64
<b>Minor Totals</b>		<b>13</b>	<b>2</b>	<b>1.85</b>	<b>60</b>	<b>11</b>	<b>4</b>	<b>0</b>	<b>17</b>	<b>160.1</b>	<b>130</b>	<b>49</b>	<b>33</b>	<b>42</b>	<b>118</b>

**CRAWFORD, Carlos****RHP**

HEIGHT: 6-1      BATS: R      BORN: October 4, 1971 in Charlotte, NC  
 WEIGHT: 190      THROWS: R      RESIDES: N/A  
 SIGNED BY: Paul Tinnell      OBTAINED: Signed as a Free Agent (2/3/99)  
 SCHOOL: Montreat-Anderson J. C.

**CAREER HIGHLIGHTS:** **1996-** Signed by Pittsburgh on 11/8 ... **1995-** Claimed on out-right waivers from Cleveland by Philadelphia on 11/16 ... **1994-** He was named to the AA All-Star Team...Set a Canton-Akron Franchise record by tossing 175.0 innings...Led the team in Innings Pitched and Wins (12)... **1990-** Selected by Indians in 51<sup>st</sup> round of draft.

YEAR	CLUB	W	L	ERA	G	GS	CG	SHO	SV	IP	H	R	ER	BB	SO
1990	GCL Indians	2	3	4.36	10	9	0	0	0	53.2	68	43	26	25	39
1991	Burlington	6	3	2.46	13	13	2	1	0	80.1	62	28	22	14	80
1992	Columbus	10	11	2.92	28	28	6	3	0	188.1	167	78	61	85	127
1993	Kinston	7	9	3.65	28	28	4	1	0	165.0	158	87	67	46	124
1994	Cantn-Akron	12	6	3.45	26	25	3	0	0	175.0	164	83	67	59	99
1995	Cantn-Akron	2	2	2.61	8	8	2	0	0	51.2	47	19	15	15	36
	Buffalo	0	1	5.64	13	3	0	0	1	30.1	36	22	19	12	15
1996	Philadelphia	0	1	4.91	1	1	0	0	0	3.2	7	10	2	2	4
	Scranton	9	10	4.54	28	25	3	1	1	158.2	169	87	80	63	89
1997	Carolina	3	2	4.19	29	3	0	0	4	62.1	62	34	29	25	39
	Calgary	1	5	5.94	9	9	0	0	0	50.0	60	43	33	19	26
1998	Sonoma Cty	0	1	3.00	2	1	0	0	0	6.0	8	9	2	2	4
	GCL Pirates	1	1	3.31	12	0	0	0	2	16.1	16	6	6	6	9
	Carolina	0	0	6.55	6	0	0	0	0	11.0	17	8	8	3	9
	Nashville	2	2	6.18	8	5	0	0	0	27.2	25	23	19	15	11
<b>Minor Totals</b>		<b>55</b>	<b>56</b>	<b>3.80</b>	<b>221</b>	<b>157</b>	<b>20</b>	<b>6</b>	<b>8</b>	<b>1076.1</b>	<b>1059</b>	<b>570</b>	<b>454</b>	<b>389</b>	<b>707</b>
<b>Major Totals</b>		<b>0</b>	<b>1</b>	<b>4.91</b>	<b>1</b>	<b>1</b>	<b>0</b>	<b>0</b>	<b>0</b>	<b>3.2</b>	<b>7</b>	<b>10</b>	<b>2</b>	<b>2</b>	<b>4</b>

**CRUZ, Edgar****C**

HEIGHT: 6-3      BATS: R      BORN: August 12, 1978 in Humacao, PR  
 WEIGHT: 195      THROWS: R      RESIDES: Juncos, PR  
 SIGNED BY: Henry Cruz      OBTAINED: #2 Selection in June, 1997 Draft  
 SCHOOL: Superior Tecnologica

**CAREER HIGHLIGHTS:** **1998-** Appeared in the South Atlantic League All-Star Game.

YEAR	CLUB	AVG	G	AB	R	H	2B	3B	HR	RBI	BB	SO	SB
1997	Burlington	.211	45	171	18	36	7	0	5	29	14	54	0
1998	Columbus	.247	107	396	59	98	27	0	16	65	34	97	1
	Kinston	.152	9	33	1	5	2	0	0	3	0	9	0
<b>Minor Totals</b>		<b>.232</b>	<b>161</b>	<b>600</b>	<b>78</b>	<b>139</b>	<b>36</b>	<b>0</b>	<b>21</b>	<b>97</b>	<b>48</b>	<b>160</b>	<b>1</b>

**DABOIN, Jorge****RHP**

HEIGHT: 6-4    BATS: R  
 WEIGHT: 180    THROWS: R  
 SIGNED BY: Luis Aponte  
 SCHOOL: N/A

BORN: July 17, 1979 in Valera, VEN  
 RESIDES: Trujillo, VEN  
 OBTAINED: Non-Drafted Free Agent (7/28/97)

**DAMPEER, Kelly****INF**

HEIGHT: 5-11    BATS: R  
 WEIGHT: 190    THROWS: R  
 SIGNED BY: Kasey McKeon  
 SCHOOL: Radford

BORN: January 25, 1975 in Meridian, MS  
 RESIDES: Roanoke, VA  
 OBTAINED: #22 Selection in June, 1997 Draft

YEAR	CLUB	AVG	G	AB	R	H	2B	3B	HR	RBI	BB	SO	SB
1997	Burlington	.255	53	212	37	54	19	0	3	24	15	32	9
1998	Watertown	.277	68	235	33	65	11	2	1	25	26	49	11
<b>Minor Totals</b>		<b>.266</b>	<b>121</b>	<b>447</b>	<b>70</b>	<b>119</b>	<b>30</b>	<b>2</b>	<b>4</b>	<b>49</b>	<b>41</b>	<b>81</b>	<b>20</b>

**DAY, Paul****3B**

HEIGHT: 6-1    BATS: R  
 WEIGHT: 200    THROWS: R  
 SIGNED BY: Doug Baker  
 SCHOOL: California State

BORN: December 20, 1976 in San Diego, CA  
 RESIDES: Mission Viejo, CA  
 OBTAINED: #9 Selection in June, 1998 Draft

**CAREER HIGHLIGHTS:** 1998- Finished second in the A.L. batting race with a .362 average.

YEAR	CLUB	AVG	G	AB	R	H	2B	3B	HR	RBI	BB	SO	SB
1998	Burlington	.362	60	229	33	83	16	2	7	45	17	39	10

**DEDRICK, James****RHP**

HEIGHT: 6-0    BATS: S  
 WEIGHT: 195    THROWS: R  
 SIGNED BY: N/A  
 SCHOOL: Southern California

BORN: April 4, 1968 in Los Angeles, CA  
 RESIDES: Everett, WA  
 OBTAINED: Minor League Free Agent (1/21/99)

**CAREER HIGHLIGHTS:** 1990- Selected by Baltimore in 33<sup>rd</sup> round.

YEAR	CLUB	W	L	ERA	G	GS	CG	SHO	SV	IP	H	R	ER	BB	SO
1990	Wausau	0	1	2.70	3	1	0	0	0	10.0	6	4	3	4	8
1991	Kane County	4	5	2.95	16	15	0	0	0	88.1	84	38	29	38	71
1992	Frederick	8	4	3.06	38	5	1	0	3	108.2	94	41	37	42	86
1993	Rochester	1	0	2.57	1	1	0	0	0	7.0	6	2	2	0	3
	Bowie	8	3	2.54	38	6	1	1	3	106.1	84	36	30	32	78
1994	Rochester	3	6	3.82	44	1	0	0	1	99.0	98	56	42	35	70
1995	Baltimore	0	0	2.35	6	0	0	0	0	7.2	8	2	2	6	3
	Bowie	4	2	2.98	10	10	0	0	0	60.1	59	24	20	25	48
	Rochester	4	0	1.77	24	2	0	0	1	45.2	45	9	9	14	31
1996	Rochester	6	3	6.51	39	3	0	0	4	66.1	88	59	48	41	37
	Bowie	1	1	3.38	13	0	0	0	0	26.2	28	10	10	14	21
1997	Okla City	0	0	5.91	8	0	0	0	3	10.2	16	7	7	10	2
	Ottawa	0	1	7.07	8	0	0	0	0	14.0	15	12	11	13	14
	Harrisburg	2	1	2.79	15	0	0	0	1	19.1	18	8	6	8	17
	Tulsa	1	0	2.35	12	0	0	0	0	23.0	26	9	6	9	16
1998	Richmond	2	3	5.30	26	0	0	0	0	37.1	36	24	22	15	27
<b>Minor Totals</b>		<b>44</b>	<b>30</b>	<b>3.51</b>	<b>295</b>	<b>44</b>	<b>3</b>	<b>1</b>	<b>16</b>	<b>722.2</b>	<b>703</b>	<b>339</b>	<b>282</b>	<b>300</b>	<b>529</b>
<b>Major Totals</b>		<b>0</b>	<b>0</b>	<b>2.35</b>	<b>6</b>	<b>0</b>	<b>0</b>	<b>0</b>	<b>0</b>	<b>7.2</b>	<b>8</b>	<b>2</b>	<b>2</b>	<b>6</b>	<b>3</b>

**DePAULA, Regino****RHP**

HEIGHT: 6-0    BATS: R  
 WEIGHT: 155    THROWS: R  
 SIGNED BY: Winston Llenas  
 SCHOOL: N/A

BORN: February 7, 1981 in Santo Domingo, DR  
 RESIDES: Santo Domingo, DR  
 OBTAINED: Non-Drafted Free Agent (6/3/98)

**DePAULA, Sean****RHP**

HEIGHT: 6-4 BATS: R  
 WEIGHT: 215 THROWS: R  
 SIGNED BY: Kasey McKeon  
 SCHOOL: Wake Forest

BORN: November 7, 1973 in Newton, MA  
 RESIDES: Derry, NH  
 OBTAINED: #9 Selection in June, 1996 Draft

YEAR	CLUB	W	L	ERA	G	GS	CG	SHO	SV	IP	H	R	ER	BB	SO
1996	Watertown	0	0	0.00	1	0	0	0	0	2.0	0	0	0	0	5
	Burlington	4	2	3.82	23	0	0	0	1	35.1	31	16	15	13	42
1997	Watertown	1	1	2.84	9	0	0	0	0	19.0	21	6	6	8	17
	Columbus	4	5	5.20	29	1	0	0	0	71.0	71	56	41	43	75
1998	Kinston	3	2	2.36	28	1	0	0	1	49.2	50	20	13	18	59
	Akron	1	1	4.76	8	1	0	0	0	17.0	16	10	9	15	17
<b>Minor Totals</b>		<b>13</b>	<b>11</b>	<b>3.90</b>	<b>98</b>	<b>3</b>	<b>0</b>	<b>0</b>	<b>2</b>	<b>194.0</b>	<b>189</b>	<b>108</b>	<b>84</b>	<b>97</b>	<b>215</b>

**DEPIPPPO, Jeff****CA**

HEIGHT: 5-7 BATS: R  
 WEIGHT: 170 THROWS: R  
 SIGNED BY: Chris Jeffs  
 SCHOOL: USC

BORN: April 29, 1976 in Newport Beach, CA  
 RESIDES: Garden Grove, CA  
 OBTAINED: #27 Selection in June, 1998 Draft

YEAR	CLUB	AVG	G	AB	R	H	2B	3B	HR	RBI	BB	SO	SB
1998	Burlington	.209	39	115	16	24	6	0	1	9	10	33	0

**DESCHENES, Marc****RHP**

HEIGHT: 6-0 BATS: R  
 WEIGHT: 175 THROWS: R  
 SIGNED BY: Guy Mader  
 SCHOOL: Massachussets

BORN: January 6, 1973 in Lowell, MA  
 RESIDES: Dracut, MA  
 OBTAINED: #20 Selection in June, 1995 Draft

**CAREER HIGHLIGHTS:** 1997- Awarded Bob Feller Award as the top minor league pitcher in the Tribe's farm system... He led the organization with 29 saves... Was named to the South Atlantic League All-Star Team ... Rule 5 pick of LA Dodgers on 12/15/97 returned to Indians.

YEAR	CLUB	W	L	ERA	G	GS	CG	SHO	SV	IP	H	R	ER	BB	SO
1996	Columbus	5	2	3.40	16	16	0	0	0	76.2	70	38	29	41	67
1997	Columbus	2	2	1.90	40	0	0	0	19	42.2	31	11	9	21	69
	Kinston	2	0	0.81	20	0	0	0	10	22.1	9	2	2	4	39
1998	Kinston	0	0	0.00	1	0	0	0	0	1.0	0	0	0	1	2
	Akron	4	6	3.86	47	0	0	0	5	58.1	52	36	25	34	52
<b>Minor Totals</b>		<b>13</b>	<b>10</b>	<b>2.91</b>	<b>124</b>	<b>16</b>	<b>0</b>	<b>0</b>	<b>34</b>	<b>201.0</b>	<b>162</b>	<b>87</b>	<b>65</b>	<b>101</b>	<b>229</b>

**DISLA, Hamlet****LHP**

HEIGHT: 6-1 BATS: L  
 WEIGHT: 180 THROWS: L  
 SIGNED BY: Winston Llenas  
 SCHOOL: N/A

BORN: January 15, 1980 in Santiago, DR  
 RESIDES: Santiago, DR  
 OBTAINED: Non-Drafted Free Agent (3/3/97)

YEAR	CLUB	W	L	ERA	G	GS	CG	SHO	SV	IP	H	R	ER	BB	SO
1997	Dom. Lge.	0	1	6.20	14	0	0	0	1	20.1	23	22	14	18	16
1998	Dom. Lge.	— INJURED - DID NOT PLAY —													

**DORMAN, John****SS**

HEIGHT: 5-9 BATS: R  
 WEIGHT: 170 THROWS: R  
 SIGNED BY: N/A  
 SCHOOL: Richmond

BORN: August 29, 1973 in Bronxville, NY  
 RESIDES: Weston, CT  
 OBTAINED: Non-Drafted Free Agent (4/6/98)

YEAR	CLUB	AVG	G	AB	R	H	2B	3B	HR	RBI	BB	SO	SB
1997	Winnipeg	.310	78	268	50	83	11	4	8	56	31	55	15
1998	Kinston	.208	106	317	46	66	14	4	2	22	34	76	24
<b>Minor Totals</b>		<b>.255</b>	<b>184</b>	<b>585</b>	<b>96</b>	<b>149</b>	<b>25</b>	<b>8</b>	<b>10</b>	<b>78</b>	<b>65</b>	<b>131</b>	<b>39</b>

**DOUGHERTY, Tony****RHP**

HEIGHT: 6-2      BATS: R      BORN: April 12, 1973 in Beaver Falls, PA  
 WEIGHT: 200      THROWS: R      RESIDES: Beaver Falls, PA  
 SIGNED BY: Bob Mayer      OBTAINED: #36 Selection in June, 1994 Draft  
 SCHOOL: Slippery Rock

YEAR	CLUB	W	L	ERA	G	GS	CG	SHO	SV	IP	H	R	ER	BB	SO
1994	Watertown	6	1	2.88	26	0	0	0	2	40.2	33	20	13	19	37
1995	Columbus	4	4	4.72	27	10	0	0	0	87.2	85	61	46	50	78
1996	Columbus	3	1	2.94	19	1	0	0	2	49.0	30	16	16	22	44
	Kinston	3	1	1.62	18	0	0	0	8	33.1	29	6	6	11	32
	Canton-Akron	0	0	9.00	3	0	0	0	0	5.0	3	5	5	8	6
1997	Akron	0	2	2.54	28	0	0	0	8	39.0	31	11	11	19	31
	Buffalo	2	0	3.77	18	0	0	0	2	28.2	31	17	12	18	21
1998	Akron	6	5	3.07	43	0	0	0	5	76.1	68	29	26	36	60
	Buffalo	0	0	3.00	1	0	0	0	0	3.0	4	4	1	2	1
<b>Minor Totals</b>		<b>24</b>	<b>14</b>	<b>3.38</b>	<b>183</b>	<b>11</b>	<b>0</b>	<b>0</b>	<b>27</b>	<b>362.2</b>	<b>314</b>	<b>169</b>	<b>136</b>	<b>185</b>	<b>310</b>

**DRESE, Ryan****RHP**

HEIGHT: 6-3      BATS: R      BORN: April 5, 1976 in San Francisco, CA  
 WEIGHT: 220      THROWS: R      RESIDES: Oakland, CA  
 SIGNED BY: Paul Cogan      OBTAINED: #5 Selection in the June, 1998 Draft  
 SCHOOL: California- Berkeley

YEAR	CLUB	W	L	ERA	G	GS	CG	SHO	SV	IP	H	R	ER	BB	SO
1998	Watertown	2	5	4.07	9	9	0	0	0	42.0	40	21	19	14	40

**DREW, Tim****RHP**

HEIGHT: 6-1      BATS: R      BORN: August 31, 1978 in Valdosta, GA  
 WEIGHT: 195      THROWS: R      RESIDES: Hahira, GA  
 SIGNED BY: Mark Germann      OBTAINED: #1 Selection (28<sup>th</sup> overall) in June, 1997 Draft  
 SCHOOL: Lowndes County HS

**CAREER HIGHLIGHTS: 1998-** Named to the South Atlantic League All-Star Game, but didn't appear in the game due to his promotion to Kinston...Was ranked by *Baseball America* as being the 7<sup>th</sup> best prospect in the Indians organization...His older brother, J.D. was selected by the Phillies as the 2<sup>nd</sup> overall pick in the '97 June Draft, making Tim & J.D. the first brother duo to each be selected in the first round... Brother now plays with St. Louis Cardinals.

YEAR	CLUB	W	L	ERA	G	GS	CG	SHO	SV	IP	H	R	ER	BB	SO
1997	Watertown	0	0	1.93	1	1	0	0	0	4.2	4	1	1	3	9
	Burlington	0	1	6.17	4	4	0	0	0	11.2	16	15	8	4	14
1998	Columbus	4	3	3.79	13	13	0	0	0	71.1	68	43	30	26	64
	Kinston	3	8	5.20	15	15	0	0	0	90.0	105	58	52	31	67
<b>Minor Totals</b>		<b>7</b>	<b>12</b>	<b>4.61</b>	<b>33</b>	<b>33</b>	<b>0</b>	<b>0</b>	<b>0</b>	<b>177.2</b>	<b>193</b>	<b>117</b>	<b>91</b>	<b>64</b>	<b>154</b>

**EDWARDS, Jonathan****RHP**

HEIGHT: 6-0      BATS: R      BORN: June 15, 1973 in Salem, OR  
 WEIGHT: 175      THROWS: R      RESIDES: Milton, OR  
 SIGNED BY: Steve Avila      OBTAINED: #23 Selection in June, 1995 Draft  
 SCHOOL: Whitman College

YEAR	CLUB	W	L	ERA	G	GS	CG	SHO	SV	IP	H	R	ER	BB	SO
1995	Burlington	3	2	5.30	19	1	0	0	1	37.1	44	28	22	16	31
1996	Watertown	1	3	3.15	23	0	0	0	4	34.1	26	12	12	14	37
1997	Kinston	6	4	6.60	33	0	0	0	2	61.1	65	48	45	38	55
1998	Kinston	5	0	2.70	21	0	0	0	0	33.1	31	10	10	14	28
<b>Minor Totals</b>		<b>15</b>	<b>9</b>	<b>4.82</b>	<b>96</b>	<b>1</b>	<b>0</b>	<b>0</b>	<b>7</b>	<b>166.1</b>	<b>166</b>	<b>98</b>	<b>89</b>	<b>82</b>	<b>151</b>

**EDWARDS, Michael****3B**

HEIGHT: 6-1      BATS: R      BORN: November 24, 1976 in Goshen, NY  
 WEIGHT: 185      THROWS: R      RESIDES: Mechanicsburg, PA  
 SIGNED BY: Robert Mayer      OBTAINED: #9 Selection in June, 1995 Draft  
 SCHOOL: Mechanicsburg HS

**CAREER HIGHLIGHTS: 1998-** Captured the Red Stixx record and tied the Columbus record with a 24-game hitting streak...

YEAR	CLUB	AVG	G	AB	R	H	2B	3B	HR	RBI	BB	SO	SB
1995	Burlington	.169	43	130	20	22	2	0	0	5	17	35	5
1996	Burlington	.282	58	206	31	58	13	1	1	17	37	26	5
1997	Burlington	.288	60	236	50	68	16	2	4	41	38	53	10
1998	Columbus	.294	124	497	82	146	34	4	8	81	66	95	16
<b>Minor Totals</b>		<b>.275</b>	<b>285</b>	<b>1069</b>	<b>183</b>	<b>294</b>	<b>65</b>	<b>7</b>	<b>13</b>	<b>144</b>	<b>158</b>	<b>209</b>	<b>36</b>

**ERICKS, John****RHP**

HEIGHT: 6-7      BATS: R      BORN: September 16, 1967 in Oak Lawn, IL  
 WEIGHT: 220      THROWS: R      RESIDES: Tinley Park, IL  
 SIGNED BY: N/A      OBTAINED: Minor League Free Agent (12/18/97)  
 SCHOOL: Illinois

**CAREER HIGHLIGHTS:** **1998**- Did not pitch due to surgery on his neck (herniated disc) and right shoulder (torn rotator cuff) ... **1995**- Made ML debut with Pittsburgh on 6/24...Picked up first ML win on 7/4 vs. Philadelphia... **1989**- Led the South Atlantic League in strikeouts (211)...He also ranked 2<sup>nd</sup> in ERA (2.04) and 3<sup>rd</sup> in starts (28)...Named to the SAL All-Star Team ... **1988** - First round (22nd overall) pick by STL Cardinals.

YEAR	CLUB	W	L	ERA	G	GS	CG	SHO	SV	IP	H	R	ER	BB	SO
1988	Johnson Cty	3	2	3.73	9	9	1	0	0	41.0	27	20	17	27	41
1989	Savannah	11	10	2.04	28	28	1	0	0	167.1	90	59	38	101	*211
1990	St. Pete	2	1	1.57	4	4	0	0	0	23.0	16	5	4	6	25
	Arkansas	1	2	9.39	4	4	1	1	0	15.1	17	19	16	19	19
1991	Arkansas	5	14	4.77	25	25	1	0	0	139.2	138	94	74	84	103
1992	Arkansas	2	6	4.08	13	13	1	0	0	75.0	69	36	34	29	71
1993		— INJURED - DID NOT PLAY —													
1994	Salem	4	2	3.10	17	5	0	0	1	52.1	42	22	18	20	71
	Carolina	2	4	2.68	11	11	0	0	0	57.0	42	22	17	19	64
1995	Pittsburgh	3	9	4.58	19	18	1	0	0	106.0	108	59	54	50	80
	Calgary	2	1	2.48	5	5	0	0	0	29.0	20	8	8	13	25
1996	Pittsburgh	4	5	5.79	28	4	0	0	8	46.2	56	35	30	19	46
	Calgary	1	2	4.20	14	4	0	0	1	30.0	31	15	14	15	40
1997	GCL Pirates	0	0	3.46	9	8	0	0	0	13.0	5	5	5	5	18
	Calgary	0	0	12.86	6	0	0	0	0	7.0	14	11	10	1	10
	Pittsburgh	1	0	1.93	10	0	0	0	6	9.1	7	3	2	4	6
1998		— INJURED - DID NOT PLAY —													
<b>Minor Totals</b>		<b>33</b>	<b>44</b>	<b>3.53</b>	<b>145</b>	<b>116</b>	<b>5</b>	<b>1</b>	<b>2</b>	<b>649.2</b>	<b>511</b>	<b>316</b>	<b>255</b>	<b>339</b>	<b>698</b>
<b>Major Totals</b>		<b>8</b>	<b>14</b>	<b>4.78</b>	<b>57</b>	<b>22</b>	<b>1</b>	<b>0</b>	<b>14</b>	<b>162.0</b>	<b>171</b>	<b>97</b>	<b>86</b>	<b>73</b>	<b>132</b>

**ESCOBAR, Gabriel****OF**

HEIGHT: 5-10      BATS: R      BORN: July 29, 1980 in Caracas, VEN  
 WEIGHT: 165      THROWS: R      RESIDES: Barcelona, VEN  
 SIGNED BY: Luis Aponte      OBTAINED: Non-Drafted Free Agent (9/1/97)  
 SCHOOL: N/A

YEAR	CLUB	AVG.	G	AB	R	H	2B	3B	HR	RBI	BB	SO	SB
1998	Venez. Lge.	.178	30	73	15	13	2	0	0	6	10	15	8

**ESCOBAR, Ruben****RHP**

HEIGHT: 6-1      BATS: R      BORN: June 8, 1976 in Mt. Clair, CA  
 WEIGHT: 185      THROWS: R      RESIDES: Hesperia, CA  
 SIGNED BY: Chris Jelts      OBTAINED: #29 Selection in June, 1998 Draft  
 SCHOOL: Masters College

YEAR	CLUB	W	L	ERA	G	GS	CG	SHO	SV	IP	H	R	ER	BB	SO
1998	Watertown	0	1	3.70	14	0	0	0	0	24.1	20	12	10	6	14

**ESPINAL, Domingo****OF**

HEIGHT: 6-0      BATS: R      BORN: November 13, 1980 in Puerto Plata, DR  
 WEIGHT: 180      THROWS: R      RESIDES: Puerto Plata, DR  
 SIGNED BY: Winston Llenas      OBTAINED: Non-Drafted Free Agent (6/11/98)  
 SCHOOL: N/A

**ESPRIT, Jermaine****OF**

HEIGHT: 6-0      BATS: S      BORN: November 10, 1979 in Willemstad, Curacao  
 WEIGHT: 165      THROWS: R      RESIDES: Willemstad, Curacao  
 SIGNED BY: Les Pajari      OBTAINED: Non-Drafted Free Agent (7/2/98)  
 SCHOOL: N/A

**ESQUERRA, Marques****INF**

HEIGHT: 6-1      BATS: S      BORN: May 17, 1976 in Manassas, VA  
 WEIGHT: 185      THROWS: R      RESIDES: Tucson, AZ  
 SIGNED BY: Doug Baker      OBTAINED: #31 Selection in June, 1998 Draft  
 SCHOOL: Point Loma Nazarene, C.C.

YEAR	CLUB	AVG	G	AB	R	H	2B	3B	HR	RBI	BB	SO	SB
1998	Burlington	.304	55	207	32	63	8	2	4	28	12	35	11

\* League leader, # Tied for League lead

**EVERETT, Matt****RHP**

HEIGHT: 6-4      BATS: R      BORN: October 2, 1975 in Atlanta, GA  
 WEIGHT: 215      THROWS: R      RESIDES: Monroe, GA  
 SIGNED BY: Max Semler      OBTAINED: Minor League Free Agent (6/6/98)  
 SCHOOL: North Florida

YEAR	CLUB	W	L	ERA	G	GS	CG	SHO	SV	IP	H	R	ER	BB	SO
1998	Watertown	3	3	2.33	16	0	0	0	0	19.1	16	7	5	12	24

**FARMER, Jason****RHP**

HEIGHT: 5-11      BATS: R      BORN: October 7, 1974 in Astoria, OR  
 WEIGHT: 190      THROWS: R      RESIDES: Warrenton, OR  
 SIGNED BY: Steve Avila      OBTAINED: Minor League Free Agent (5/18/98)  
 SCHOOL: St. Martins

YEAR	CLUB	W	L	ERA	G	GS	CG	SHO	SV	IP	H	R	ER	BB	SO
1998	Burlington	0	0	9.28	18	0	0	0	6	21.1	29	23	22	15	19

**FELIZ, Bienvenido****RHP**

HEIGHT: 6-0      BATS: R      BORN: June 4, 1977 in Santo Domingo, DR  
 WEIGHT: 175      THROWS: R      RESIDES: Santo Domingo, DR  
 SIGNED BY: Winston Llenas      OBTAINED: Non-Drafted Free Agent (6/6/94)  
 SCHOOL: N/A

YEAR	CLUB	W	L	ERA	G	GS	CG	SHO	SV	IP	H	R	ER	BB	SO
1994	Dom.Lge.	9	2	2.14	12	11	4	0	0	80.0	65	32	19	24	75
1995	Burlington	4	2	2.71	12	12	1	1	0	73.0	55	29	22	20	78
1996	Watertown	5	6	3.89	13	11	2	1	0	71.2	59	37	31	26	56
1997	Columbus	3	0	2.28	6	4	0	0	0	27.2	21	7	7	8	20
1998										— DID NOT PLAY —					

Minor Totals      21 10 2.82 43 38 7 2 0 252.1 200 105 79 78 229

**FITZGERALD, Jason****OF**

HEIGHT: 6-1      BATS: L      BORN: September 16, 1975 in New Orleans, LA  
 WEIGHT: 190      THROWS: L      RESIDES: Belle Chasse, LA  
 SIGNED BY: Rene Gayo      OBTAINED: "Sandwich Pick" in June,  
 SCHOOL: Tulane      1997 Draft (41<sup>st</sup> overall)

**CAREER HIGHLIGHTS:** 1998-Tied for team lead with 16 HR...Ranked by *Baseball America* as being one of the best defensive outfielders and as having the best outfield arm in the Indians organization.

YEAR	CLUB	AVG	G	AB	R	H	2B	3B	HR	RBI	BB	SO	SB
1997	Watertown	.196	34	112	11	22	8	0	1	13	17	31	2
1998	Columbus	.273	132	490	60	134	28	3	16	80	38	117	21
Minor Totals		.259	166	602	71	156	36	3	17	93	55	148	23

**FOWLER, Ben****CA**

HEIGHT: 6-4      BATS: S      BORN: January 21, 1977 in Huntington Beach, CA  
 WEIGHT: 185      THROWS: R      RESIDES: Alpharetta, GA  
 SIGNED BY: Rob English      OBTAINED: Minor League Free Agent (6/26/97)  
 SCHOOL: Pace Academy (Allanta, GA)

YEAR	CLUB	AVG	G	AB	R	H	2B	3B	HR	RBI	BB	SO	SB
1996	GCL Braves	.174	16	23	2	4	0	0	0	2	1	6	0
1997	Columbus	.183	19	60	5	11	1	0	1	7	2	26	1
1998	Columbus	.197	57	188	20	37	5	0	5	26	11	74	0
Minor Totals		.192	92	271	27	52	6	0	6	35	14	106	1

**GALLAHER, Taliferrio (T.T.)****OF**

HEIGHT: 5-10      BATS: R      BORN: November 5, 1977 in Middletown, CT  
 WEIGHT: 185      THROWS: R      RESIDES: Middletown, CT  
 SIGNED BY: Guy Mader      OBTAINED: #18 Selection in June, 1998 Draft  
 SCHOOL: New Haven University

YEAR	CLUB	AVG	G	AB	R	H	2B	3B	HR	RBI	BB	SO	SB
1998	Burlington	.236	43	106	19	25	3	1	1	7	30	22	4

**GARCIA, Oscar****SS**

HEIGHT: 5-9 BATS: R BORN: November 3, 1980 in Colon, Panama  
 WEIGHT: 160 THROWS: R RESIDES: Colon, Panama  
 SIGNED BY: Les Pajari OBTAINED: Non-Drafted Free Agent (1/18/98)  
 SCHOOL: N/A

YEAR	CLUB	AVG	G	AB	R	H	2B	3B	HR	RBI	BB	SO	SB
1998	Dom. Lge.	.257	41	113	20	29	5	0	0	9	20	18	12

**GARZA, Albert****RHP**

HEIGHT: 6-3 BATS: R BORN: May 25, 1977 in Toppenish, WA  
 WEIGHT: 195 THROWS: R RESIDES: Wapato, WA  
 SIGNED BY: Steve Avila OBTAINED: #44 Selection in June, 1995 Draft  
 SCHOOL: Wapato H.S.

YEAR	CLUB	W	L	ERA	G	GS	CG	SHO	SV	IP	H	R	ER	BB	SO
1996	Burlington	2	4	5.45	9	9	0	0	0	39.2	34	24	24	15	34
1997	Columbus	8	3	3.13	18	18	2	1	0	95.0	72	34	33	32	107
	Kinston	1	0	3.38	1	1	0	0	0	8.0	5	3	3	4	4
1998	Kinston	4	8	3.20	20	20	3	0	0	112.1	79	44	40	60	110
	Akron	3	0	3.86	4	4	1	0	0	21.0	24	12	9	9	19
<b>Minor Totals</b>		<b>18</b>	<b>15</b>	<b>3.55</b>	<b>52</b>	<b>52</b>	<b>6</b>	<b>1</b>	<b>0</b>	<b>276.0</b>	<b>214</b>	<b>117</b>	<b>109</b>	<b>120</b>	<b>274</b>

**GLAVINE, Mike****1B**

HEIGHT: 6-3 BATS: L BORN: January 24, 1973 in Concord, MA  
 WEIGHT: 210 THROWS: L RESIDES: Billerica, MA  
 SIGNED BY: Guy Mader OBTAINED: #22 Selection in June, 1995 Draft  
 SCHOOL: Northeastern

**CAREER HIGHLIGHTS:** **1998-** Led the league in HR (22) and was T4th in RBI (76)... Appeared in the Carolina League All-Star Game... Was named by Baseball America as being the Best Power Prospect in the Carolina League... **1997-** Ranked 2<sup>nd</sup> in the SAL in HR (28)... Represented Columbus in the SAL All-Star Game... Brother of Atlanta's Tom Glavine.

YEAR	CLUB	AVG	G	AB	R	H	2B	3B	HR	RBI	BB	SO	SB
1995	Burlington	.245	46	155	28	38	10	0	11	28	22	37	1
1996	Columbus	.277	38	119	17	33	5	0	6	16	28	33	0
1997	Columbus	.239	114	397	62	95	16	0	28	75	80	127	0
1998	Kinston	.219	125	398	61	87	23	1	*22	76	73	117	1
<b>Minor Totals</b>		<b>.237</b>	<b>323</b>	<b>1069</b>	<b>168</b>	<b>253</b>	<b>54</b>	<b>1</b>	<b>67</b>	<b>195</b>	<b>203</b>	<b>314</b>	<b>2</b>

**GONZALEZ, Luis****SS**

HEIGHT: 5-11 BATS: R BORN: June 26, 1979 in Maracay, VEN  
 WEIGHT: 170 THROWS: R RESIDES: El Tigre, Anzo, VEN  
 SIGNED BY: Luis Aponte OBTAINED: Non-Drafted Free Agent (7/5/96)  
 SCHOOL: N/A

YEAR	CLUB	AVG	G	AB	R	H	2B	3B	HR	RBI	BB	SO	SB
1997	Venez.Lge.	.362	52	105	17	38	7	1	1	19	17	10	7
1998	Columbus	.272	101	320	48	87	14	1	3	32	28	63	10
<b>Minor Totals</b>		<b>.294</b>	<b>153</b>	<b>425</b>	<b>65</b>	<b>125</b>	<b>21</b>	<b>2</b>	<b>4</b>	<b>51</b>	<b>45</b>	<b>73</b>	<b>17</b>

**GORDNIER, Aaron****OF**

HEIGHT: 5-11 BATS: R BORN: September 4, 1974 in Carmichael, CA  
 WEIGHT: 185 THROWS: R RESIDES: Rocklin, CA  
 SIGNED BY: Paul Cogan OBTAINED: Non-Drafted Free Agent (5/22/98)  
 SCHOOL: California-Berkeley

YEAR	CLUB	AVG	G	AB	R	H	2B	3B	HR	RBI	BB	SO	SB
1998	Watertown	.250	36	108	17	27	7	0	3	16	22	32	7

**GRANADILLO, Adel****RHP**

HEIGHT: 6-0 BATS: R BORN: August 29, 1978 in Maracaibo, Zulia, VEN  
 WEIGHT: 165 THROWS: R RESIDES: Maracaibo, Zulia, VEN  
 SIGNED BY: Luis Aponte OBTAINED: Non-Drafted Free Agent (9/1/96)  
 SCHOOL: N/A

**CAREER HIGHLIGHTS:** **1998-** Had right elbow surgery on 3/18.

YEAR	CLUB	W	L	ERA	G	GS	CG	SHO	SV	IP	H	R	ER	BB	SO
1997	Burlington	6	4	5.44	15	4	0	0	0	48.0	55	30	29	23	44
1998	— INJURED - DID NOT PLAY —														

\* League leader, # Tied for League lead

**GRINDEL, Nate****INF**

HEIGHT: 6-1 BATS: R  
 WEIGHT: 180 THROWS: R  
 SIGNED BY: Rob Walton  
 SCHOOL: Hill JC

BORN: April 9, 1977 in Columbus, OH  
 RESIDES: Carrollton, TX  
 OBTAINED: Non-Drafted Free Agent (6/3/98)

YEAR	CLUB	AVG	G	AB	R	H	2B	3B	HR	RBI	BB	SO	SB
1998	Watertown	.259	27	81	13	21	7	0	1	13	15	9	1
	Burlington	.244	14	41	6	10	2	0	1	7	2	6	0
<b>Minor Totals</b>		<b>.254</b>	<b>41</b>	<b>122</b>	<b>19</b>	<b>31</b>	<b>9</b>	<b>0</b>	<b>2</b>	<b>20</b>	<b>17</b>	<b>15</b>	<b>1</b>

**GROSS, Rafael****INF**

HEIGHT: 5-10 BATS: R  
 WEIGHT: 155 THROWS: R  
 SIGNED BY: Ralph Avila (L.A.)  
 SCHOOL: N/A

BORN: August 8, 1974 in San Cristobal, DR  
 RESIDES: Port St. Lucie, FL  
 OBTAINED: Rule V Draft Selection (12/9/96)

YEAR	CLUB	AVG	G	AB	R	H	2B	3B	HR	RBI	BB	SO	SB
1993	DSL (LA)	.314	67	242	47	76	9	3	2	29	41	24	14
1994	Great Falls	.233	65	258	39	60	11	9	4	35	26	48	9
1995	Yakima	.254	40	142	17	36	4	1	3	15	13	17	12
	Vero Beach	.252	35	115	18	29	4	1	0	8	3	15	5
1996	San Berndno	.235	112	362	58	85	18	2	6	43	18	68	31
1997	Kinston	.267	73	266	53	71	20	0	9	36	30	68	17
	Akron	.286	19	49	7	14	4	0	0	2	2	13	3
1998	Kinston	.228	43	145	19	33	8	0	1	8	7	42	7
	Akron	.069	25	58	6	4	0	0	0	3	6	21	4
<b>Minor Totals</b>		<b>.249</b>	<b>479</b>	<b>1637</b>	<b>264</b>	<b>408</b>	<b>78</b>	<b>16</b>	<b>25</b>	<b>179</b>	<b>146</b>	<b>310</b>	<b>102</b>

**GULLORY, Dan****RHP**

HEIGHT: 6-3 BATS: R  
 WEIGHT: 205 THROWS: R  
 SIGNED BY: Rene Gayo  
 SCHOOL: Louisiana State

BORN: May 12, 1976 in Baton Rouge, LA  
 RESIDES: Baton Rouge, LA  
 OBTAINED: #41 Selection in June, 1998 Draft

YEAR	CLUB	W	L	ERA	G	GS	CG	SHO	SV	IP	H	R	ER	BB	SO
1998	Watertown	1	0	3.00	3	0	0	0	1	6.0	4	2	2	3	5
	Columbus	3	5	3.48	20	0	0	0	3	33.2	26	14	13	9	23
<b>Minor Totals</b>		<b>4</b>	<b>5</b>	<b>3.40</b>	<b>23</b>	<b>0</b>	<b>0</b>	<b>0</b>	<b>4</b>	<b>39.2</b>	<b>30</b>	<b>16</b>	<b>15</b>	<b>12</b>	<b>28</b>

**HAMILTON, Jon****OF**

HEIGHT: 6-1 BATS: L  
 WEIGHT: 195 THROWS: L  
 SIGNED BY: Paul Cogan  
 SCHOOL: Ohlone JC

BORN: October 23, 1977 in Walnut Creek, CA  
 RESIDES: San Ramon, CA  
 OBTAINED: #5 Selection in June, 1997 Draft

**CAREER HIGHLIGHTS:** 1997- Finished 25-30 (83.3%) in stolen base attempts on the year...25 steals was second among Tribe farmhands and ranked him T4th in the Appalachian League.

YEAR	CLUB	AVG	G	AB	R	H	2B	3B	HR	RBI	BB	SO	SB
1997	Burlington	.243	64	247	50	60	11	3	4	20	51	69	25
1998	Columbus	.261	133	487	88	127	22	10	15	71	79	130	22
<b>Minor Totals</b>		<b>.255</b>	<b>197</b>	<b>734</b>	<b>138</b>	<b>187</b>	<b>33</b>	<b>13</b>	<b>19</b>	<b>91</b>	<b>130</b>	<b>199</b>	<b>47</b>

**HARDING, Todd****INF**

HEIGHT: 6-0 BATS: R  
 WEIGHT: 180 THROWS: R  
 SIGNED BY: Steve Avila  
 SCHOOL: Lane CC

BORN: September 14, 1977 in Eugene, OR  
 RESIDES: N/A  
 OBTAINED: #27 Selection in June, 1997 Draft

YEAR	CLUB	AVG	G	AB	R	H	2B	3B	HR	RBI	BB	SO	SB
1997	Burlington	.177	24	79	8	14	1	1	1	4	4	33	3
1998	Burlington	.263	26	76	10	20	4	0	4	11	4	30	4
<b>Minor Totals</b>		<b>.219</b>	<b>50</b>	<b>155</b>	<b>18</b>	<b>34</b>	<b>5</b>	<b>1</b>	<b>5</b>	<b>15</b>	<b>8</b>	<b>63</b>	<b>7</b>

**HARRISON, Scott****RHP**

HEIGHT: 6-3 BATS: R BORN: July 3, 1977 in Oakland, CA  
 WEIGHT: 195 THROWS: R RESIDES: Fairfield, CA  
 SIGNED BY: Paul Cogan OBTAINED: #4 Selection in June, 1995 Draft  
 SCHOOL: John Swett HS

**CAREER HIGHLIGHTS:** *1996*- Missed entire season recovering from reconstructive surgery on his right elbow to repair ligament damage.

YEAR	CLUB	W	L	ERA	G	GS	CG	SHO	SV	IP	H	R	ER	BB	SO
1995	Burlington	0	1	9.00	5	5	0	0	0	16.0	22	19	16	13	13
1996	— INJURED - DID NOT PLAY —														
1997	Burlington	3	5	3.71	12	12	0	0	0	63.0	62	37	26	24	50
	Columbus	0	1	21.00	1	1	0	0	0	3.0	8	7	7	1	1
1998	Columbus	5	12	6.13	27	24	1	0	0	130.2	161	100	89	53	118
<b>Minor Totals</b>		<b>8</b>	<b>19</b>	<b>5.84</b>	<b>45</b>	<b>42</b>	<b>1</b>	<b>0</b>	<b>0</b>	<b>212.2</b>	<b>253</b>	<b>163</b>	<b>138</b>	<b>91</b>	<b>182</b>

**HARRISS, Robin****CA**

HEIGHT: 6-1 BATS: R BORN: August 7, 1971 in Abilene, TX  
 WEIGHT: 205 THROWS: R RESIDES: San Angelo, TX  
 SIGNED BY: Jim Stevenson OBTAINED: Non-Drafted Free Agent (5/25/94)  
 SCHOOL: Texas Tech

YEAR	CLUB	AVG.	G	AB	R	H	2B	3B	HR	RBI	BB	SO	SB
1994	Watertown	.244	49	168	19	41	5	0	4	25	16	16	1
1995	Columbus	.223	51	179	18	40	6	0	2	18	11	30	0
	Kinston	.245	15	49	8	12	3	1	2	6	3	8	0
1996	Kinston	.218	89	262	25	57	7	1	5	32	16	57	1
1997	Akron	.267	49	146	24	39	8	0	1	17	20	36	0
1998	Kinston	.227	44	132	19	30	6	0	0	11	16	36	1
	Akron	.111	15	45	3	5	2	0	0	2	9	21	1
<b>Minor Totals</b>		<b>.228</b>	<b>312</b>	<b>981</b>	<b>116</b>	<b>224</b>	<b>37</b>	<b>2</b>	<b>14</b>	<b>111</b>	<b>55</b>	<b>204</b>	<b>4</b>

**HAYES, Heath****CA**

HEIGHT: 6-3 BATS: R BORN: February 29, 1972 in Roseville, CA  
 WEIGHT: 195 THROWS: R RESIDES: Citrus Heights, CA  
 SIGNED BY: Mark Baca OBTAINED: #31 Selection in June, 1994 Draft  
 SCHOOL: San Diego State

**CAREER HIGHLIGHTS:** *1997*- His 24 HR led all organizational catchers and was the 7<sup>th</sup> best mark in the system... *1996*- Appeared in the South Atlantic League All-Star Game where he clubbed a pinch-hit three-run homer in the 9<sup>th</sup> to tie the game at 3-3, but the South ended up losing to the North 4-3.

YEAR	CLUB	AVG	G	AB	R	H	2B	3B	HR	RBI	BB	SO	SB
1994	Watertown	.259	46	147	31	38	5	1	4	27	22	31	3
1995	Watertown	.212	15	52	4	11	3	0	0	6	7	14	1
1996	Columbus	.233	104	348	51	81	14	0	22	57	36	106	2
1997	Kinston	.254	103	378	54	96	22	0	24	59	40	107	2
1998	Akron	.207	91	329	36	68	14	1	11	46	24	95	2
<b>Minor Totals</b>		<b>.234</b>	<b>359</b>	<b>1254</b>	<b>176</b>	<b>294</b>	<b>58</b>	<b>2</b>	<b>61</b>	<b>195</b>	<b>129</b>	<b>353</b>	<b>10</b>

**HERNAIZ, Juan****CF**

HEIGHT: 5-10 BATS: R BORN: February 15, 1975 in San Juan, PR  
 WEIGHT: 192 THROWS: R RESIDES: Carolina, PR  
 SIGNED BY: N/A OBTAINED: Minor League Free Agent (1/7/99)  
 SCHOOL: Colegio Maria Auxili

**CAREER HIGHLIGHTS:** *1996*- Traded by Dodgers to Tigers with Deivi Cruz for Jeff Berblinger on 12/9... *1992*- Selected by LA Dodgers in 12th round.

YEAR	CLUB	AVG.	G	AB	R	H	2B	3B	HR	RBI	BB	SO	SB
1992	Dodgers GCL	.125	35	104	10	13	3	0	0	4	4	41	3
1993	Great Falls	.349	52	186	24	65	7	2	3	19	3	42	8
1994	Vero Beach	.000	2	1	0	0	0	0	0	0	0	1	0
1995	Vero Beach	.212	50	156	17	33	1	1	2	9	9	39	5
	Yakima	.278	50	158	23	44	9	2	0	16	6	30	9
1996	Savannah	.278	132	492	68	137	19	8	14	73	21	96	42
1997	Lakeland	.279	118	438	58	122	13	6	12	56	22	107	29
1998	Jacksonville	.251	99	382	60	96	21	2	11	58	16	93	8
<b>Minor Totals</b>		<b>.266</b>	<b>538</b>	<b>1917</b>	<b>260</b>	<b>510</b>	<b>73</b>	<b>20</b>	<b>42</b>	<b>235</b>	<b>81</b>	<b>449</b>	<b>104</b>

**HERNANDEZ, Jesus****OF**

HEIGHT: 6-2 BATS: L BORN: June 6, 1977 in Laguna Salada, DR  
 WEIGHT: 170 THROWS: L RESIDES: Laguna Salada, DR  
 SIGNED BY: Winston Llenas OBTAINED: Non-Drafted Free Agent (7/25/94)  
 SCHOOL: N/A

YEAR	CLUB	AVG	G	AB	R	H	2B	3B	HR	RBI	BB	SO	SB
1995	Dom. Lge.	.406	66	251	59	102	22	7	0	53	37	15	20
1996	Burlington	.227	19	66	15	15	2	0	2	6	13	8	5
1997	Burlington	.302	50	192	37	58	12	0	7	40	25	36	7
1998	Watertown	.241	70	257	42	62	13	5	5	43	39	49	15
<b>Minor Totals</b>		<b>.316</b>	<b>205</b>	<b>943</b>	<b>188</b>	<b>298</b>	<b>62</b>	<b>15</b>	<b>15</b>	<b>165</b>	<b>136</b>	<b>138</b>	<b>63</b>

**HERNANDEZ, Mario****RHP**

HEIGHT: 6-1 BATS: R BORN: July 7, 1975 in Tegucigalpa, Honduras  
 WEIGHT: 190 THROWS: R RESIDES: San Pedro Sula, Honduras  
 SIGNED BY: Bill Schudlich OBTAINED: Non-Drafted Free Agent (6/8/98)  
 SCHOOL: Taylor

YEAR	CLUB	W	L	ERA	G	GS	CG	SHO	SV	IP	H	R	ER	BB	SO
1998	Burlington	1	0	6.89	13	0	0	0	0	15.2	16	12	12	10	17

**HERRERA, Alexander****LHP**

HEIGHT: 5-11 BATS: L BORN: November 5, 1979 in Maracaibo, VEN  
 WEIGHT: 175 THROWS: L RESIDES: Zulia, VEN  
 SIGNED BY: Luis Aponte OBTAINED: Non-Drafted Free Agent (7/4/97)  
 SCHOOL: N/A

YEAR	CLUB	W	L	ERA	G	GS	CG	SHO	SV	IP	H	R	ER	BB	SO
1998	Venez. Lge.	7	4	2.30	18	11	0	0	3	74.1	58	34	19	17	68

**HORGAN, Joe****LHP**

HEIGHT: 6-1 BATS: L BORN: June 7, 1977 in Sacramento, CA  
 WEIGHT: 200 THROWS: L RESIDES: Rancho Cordova, CA  
 SIGNED BY: Paul Cogan OBTAINED: #11 Selection in June, 1996 Draft  
 SCHOOL: Sacramento City College

YEAR	CLUB	W	L	ERA	G	GS	CG	SHO	SV	IP	H	R	ER	BB	SO
1996	Burlington	1	2	4.19	23	0	0	0	7	34.1	37	25	16	9	48
1997	Watertown	0	1	6.10	15	4	0	0	0	38.1	48	31	26	18	31
	Kinston	1	2	7.27	4	2	0	0	0	17.1	23	15	14	9	9
1998	Columbus	2	1	2.38	22	1	0	0	0	34.0	19	9	9	21	27
<b>Minor Totals</b>		<b>4</b>	<b>6</b>	<b>4.72</b>	<b>64</b>	<b>7</b>	<b>0</b>	<b>0</b>	<b>7</b>	<b>124.0</b>	<b>127</b>	<b>80</b>	<b>65</b>	<b>57</b>	<b>115</b>

**HUELSMANN, Michael****OF**

HEIGHT: 5-11 BATS: S BORN: November 21, 1974 in St. Louis, MO  
 WEIGHT: 165 THROWS: R RESIDES: St. Louis, MO  
 SIGNED BY: Jim Stevenson OBTAINED: #20 Selection in June, 1996 Draft  
 SCHOOL: St. Louis University

**CAREER HIGHLIGHTS:** 1998- Appeared in the Carolina League All-Star Game.

YEAR	CLUB	AVG	G	AB	R	H	2B	3B	HR	RBI	BB	SO	SB
1996	Watertown	.262	41	130	21	34	5	1	0	21	17	14	14
1997	Kinston	.246	90	289	50	71	9	4	2	19	48	56	12
1998	Kinston	.285	114	425	63	121	19	4	5	47	70	67	21
	Akron	.100	9	20	4	2	0	0	1	1	4	9	1
<b>Minor Totals</b>		<b>.264</b>	<b>254</b>	<b>864</b>	<b>138</b>	<b>228</b>	<b>33</b>	<b>9</b>	<b>8</b>	<b>88</b>	<b>139</b>	<b>146</b>	<b>48</b>

**HUGHES, Michael****LHP**

HEIGHT: 6-1 BATS: L BORN: December 5, 1975 in Beth Page, NY  
 WEIGHT: 192 THROWS: L RESIDES: East Meadow, NY  
 SIGNED BY: Guy Mader OBTAINED: #14 Selection in June, 1997 Draft  
 SCHOOL: St. John's

YEAR	CLUB	W	L	ERA	G	GS	CG	SHO	SV	IP	H	R	ER	BB	SO
1997	Watertown	5	3	3.51	13	13	2	0	0	77.0	69	37	30	25	80
1998	Columbus	7	2	3.74	18	9	0	0	1	74.2	81	38	31	22	86
	Kinston	1	3	4.95	9	4	0	0	0	36.1	45	26	20	8	27
<b>Minor Totals</b>		<b>13</b>	<b>8</b>	<b>3.88</b>	<b>40</b>	<b>26</b>	<b>2</b>	<b>0</b>	<b>1</b>	<b>188.0</b>	<b>195</b>	<b>101</b>	<b>81</b>	<b>55</b>	<b>193</b>

**ISTURIZ, Maicer****SS**

HEIGHT: 5-8 BATS: S  
 WEIGHT: 155 THROWS: R  
 SIGNED BY: Luis Aponte  
 SCHOOL: N/A

BORN: September 12, 1980 in Barquisimeto, VEN  
 RESIDES: Barquisimeto, VEN  
 OBTAINED: Non-Drafted Free Agent (4/1/98)

**CAREER HIGHLIGHTS:** **1999**-Had surgery to repair small cartilage tear in right shoulder on 1/18. **1998**-Voted by *Baseball America* as the 10<sup>th</sup> best prospect in the Appalachian League.

YEAR	CLUB	AVG	G	AB	R	H	2B	3B	HR	RBI	BB	SO	SB
1998	Burlington	.290	55	217	33	63	8	2	2	33	17	32	16

**JACKSON, Brian****RHP**

HEIGHT: 6-4 BATS: R  
 WEIGHT: 190 THROWS: R  
 SIGNED BY: Keith Boeck  
 SCHOOL: U of So. Colorado

BORN: August 12, 1977 in Walnut Creek, CA  
 RESIDES: Tiburon, CA  
 OBTAINED: #14 Selection in June, 1998 Draft

YEAR	CLUB	W	L	ERA	G	GS	CG	SHO	SV	IP	H	R	ER	BB	SO
1998	Watertown	0	0	11.25	1	1	0	0	0	4.0	7	6	5	3	2
	Burlington	5	3	3.21	12	12	1	0	0	70.0	66	29	25	23	61
<b>Minor Totals</b>		<b>5</b>	<b>3</b>	<b>3.65</b>	<b>13</b>	<b>13</b>	<b>1</b>	<b>0</b>	<b>0</b>	<b>74.0</b>	<b>73</b>	<b>35</b>	<b>30</b>	<b>26</b>	<b>63</b>

**JACKSON, Chris****CA**

HEIGHT: 6-2 BATS: R  
 WEIGHT: 200 THROWS: R  
 SIGNED BY: Mark Germann  
 SCHOOL: Mountain Brook HS

BORN: March 7, 1979 in Birmingham, AL  
 RESIDES: Birmingham, AL  
 OBTAINED: #26 Selection in June, 1997 Draft

YEAR	CLUB	AVG	G	AB	R	H	2B	3B	HR	RBI	BB	SO	SB
1998	Burlington	.250	7	20	1	5	1	0	0	0	0	5	0

**JIMENEZ, Ruben****INF**

HEIGHT: 5-11 BATS: S  
 WEIGHT: 160 THROWS: R  
 SIGNED BY: Roberto Diaz  
 SCHOOL: N/A

BORN: August 18, 1975 in San Pedro De Macoris, DR  
 RESIDES: Largo, FL  
 OBTAINED: Rule V Draft Selection (12/5/97)

YEAR	CLUB	AVG	G	AB	R	H	2B	3B	HR	RBI	BB	SO	SB
1993	Chandler	.237	43	135	21	32	2	2	0	7	25	30	9
1994	Johnson City	.200	38	125	24	25	1	0	0	10	31	42	11
1995	Johnson City	.164	41	116	13	19	0	4	0	20	16	27	5
1996	New Jersey	.229	64	236	53	54	5	4	0	12	41	51	20
1997	Prince William	.146	17	41	5	6	1	0	0	1	6	7	2
1998	Kinston	.230	66	187	22	43	8	3	2	23	16	42	8
<b>Minor Totals</b>		<b>.213</b>	<b>269</b>	<b>840</b>	<b>116</b>	<b>179</b>	<b>17</b>	<b>13</b>	<b>2</b>	<b>73</b>	<b>135</b>	<b>199</b>	<b>55</b>

**KEARNEY, Ryan****RHP**

HEIGHT: 6-1 BATS: R  
 WEIGHT: 190 THROWS: R  
 SIGNED BY: Guy Mader  
 SCHOOL: Massachusetts

BORN: January 9, 1976 in Nashua, NH  
 RESIDES: Salem, NH  
 OBTAINED: Non-Drafted Free Agent (6/13/98)

YEAR	CLUB	W	L	ERA	G	GS	CG	SHO	SV	IP	H	R	ER	BB	SO
1998	Watertown	1	2	1.57	20	1	0	0	3	46.0	39	16	8	10	45

**KENT, Troy****INF**

HEIGHT: 6-1 BATS: R  
 WEIGHT: 200 THROWS: R  
 SIGNED BY: Paul Cogan  
 SCHOOL: Stanford

BORN: September 11, 1973 in Tampa, FL  
 RESIDES: Oldsmar, FL  
 OBTAINED: #14 Selection in June, 1996 Draft

**CAREER HIGHLIGHTS:** **1997**-Represented Columbus in the South Atlantic League All-Star Game.

YEAR	CLUB	AVG	G	AB	R	H	2B	3B	HR	RBI	BB	SO	SB
1996	Watertown	.251	72	263	34	66	20	2	3	32	33	54	1
1997	Columbus	.274	117	463	61	127	22	6	14	71	31	91	13
1998	Kinston	.240	101	329	33	79	20	1	5	33	23	84	2
<b>Minor Totals</b>		<b>.258</b>	<b>290</b>	<b>1055</b>	<b>128</b>	<b>272</b>	<b>62</b>	<b>9</b>	<b>22</b>	<b>136</b>	<b>87</b>	<b>229</b>	<b>16</b>

**KILBURG, Joe****2B**

HEIGHT: 5-11 BATS: L BORN: December 20, 1975 in Cleveland, OH  
 WEIGHT: 180 THROWS: R RESIDES: Bay Village, OH  
 SIGNED BY: Paul Cogan OBTAINED: #10 Selection in June, 1997 Draft  
 SCHOOL: Stanford

**CAREER HIGHLIGHTS: 1997-** He led the Appalachian League in SB, triples and on-base % and was T3rd in runs and T5th in average... Was named to the Post-Season All-Star Team... His 30 SB ranked him tops in the organization.

YEAR	CLUB	AVG	G	AB	R	H	2B	3B	HR	RBI	BB	SO	SB
1997	Kinston	.233	9	30	5	7	2	0	1	5	5	6	1
	Burlington	.335	52	182	59	61	8	*7	3	30	39	46	*29
1998	Columbus	.251	121	446	81	112	19	4	7	44	67	93	24
<b>Minor Totals</b>		<b>.274</b>	<b>182</b>	<b>658</b>	<b>145</b>	<b>180</b>	<b>29</b>	<b>11</b>	<b>11</b>	<b>79</b>	<b>111</b>	<b>145</b>	<b>54</b>

**KLINGENBECK, Scott****RHP**

HEIGHT: 6-2 BATS: R BORN: February 3, 1971 in Cincinnati, OH  
 WEIGHT: 200 THROWS: R RESIDES: Cincinnati, OH  
 SIGNED BY: Tim Luginbuhl (BAL) OBTAINED: Minor League Free Agent (1/26/99)  
 SCHOOL: Ohio State

**CAREER HIGHLIGHTS: 1998-** Surgery to remove bone chips from his right elbow following the season... **1997-** Traded by Twins to Reds for future considerations... **1995-** Traded by Orioles to Twins for Scott Erickson on 7/7... **1992-** Selected by Baltimore in the 5<sup>th</sup> round.

YEAR	CLUB	W	L	ERA	G	GS	CG	SHO	SV	IP	H	R	ER	BB	SO
1992	Kane County	3	4	2.63	11	11	0	0	0	68.1	50	31	20	28	64
1993	Frederick	13	4	2.98	23	23	0	0	0	139.0	151	62	46	35	146
1994	Baltimore	1	0	3.86	1	1	0	0	0	7.0	6	4	3	4	5
	Bowie	7	5	3.63	25	25	3	0	0	143.0	2	151	76	58	37
1995	Baltimore	2	2	4.88	6	5	0	0	0	31.1	32	17	17	18	15
	Rochester	3	1	2.72	8	7	0	0	0	43.0	46	14	13	10	15
1995	Minnesota	0	2	8.57	18	4	0	0	0	48.1	69	48	46	24	27
	Minnesota	1	1	7.85	10	3	0	0	0	28.2	42	28	25	10	15
	Salt Lake	9	3	3.11	22	22	5	2	0	150.2	159	64	52	41	100
1997	Salt Lake	0	0	1.29	1	1	0	0	0	7.0	6	1	1	0	6
	Indianapolis	12	8	3.96	27	27	2	0	0	170.2	180	85	75	41	119
1998	Cincinnati	1	3	5.96	4	4	0	0	0	22.2	26	17	15	7	13
	Nashville	2	2	6.14	6	6	0	0	0	29.1	45	24	20	7	15
	Indianapolis	6	2	2.86	10	10	0	0	0	63.0	57	26	20	10	50
<b>Minor Totals</b>		<b>55</b>	<b>29</b>	<b>3.37</b>	<b>133</b>	<b>132</b>	<b>10</b>	<b>2</b>	<b>0</b>	<b>814.2</b>	<b>845</b>	<b>383</b>	<b>305</b>	<b>209</b>	<b>649</b>
<b>Major Totals</b>		<b>5</b>	<b>8</b>	<b>6.91</b>	<b>39</b>	<b>17</b>	<b>0</b>	<b>0</b>	<b>0</b>	<b>138.0</b>	<b>175</b>	<b>114</b>	<b>106</b>	<b>63</b>	<b>75</b>

**KOETH, Mark****RHP**

HEIGHT: 6-3 BATS: R BORN: April 11, 1978 in Parma, OH  
 WEIGHT: 215 THROWS: R RESIDES: Carrollton, TX  
 SIGNED BY: Rob Walton OBTAINED: #17 Selection in June, 1998 Draft  
 SCHOOL: Brookhaven CC

YEAR	CLUB	W	L	ERA	G	GS	CG	SHO	SV	IP	H	R	ER	BB	SO
1998	Burlington	0	2	10.73	20	0	0	0	1	27.2	45	40	33	22	14

**KONRADY, Dennis****INF**

HEIGHT: 5-11 BATS: L BORN: September 21, 1974 in Eugene, OR  
 WEIGHT: 185 THROWS: R RESIDES: Eugene, OR  
 SIGNED BY: Craig Wallenbrock OBTAINED: #26 Selection in June, 1996 Draft  
 SCHOOL: Pepperdine

YEAR	CLUB	AVG	G	AB	R	H	2B	3B	HR	RBI	BB	SO	SB
1996	Watertown	.251	60	183	23	46	10	1	1	30	42	32	2
1997	Columbus	.301	107	365	60	110	23	3	2	43	62	60	15
1998	Kinston	.236	127	419	70	99	17	3	11	49	69	59	6
<b>Minor Totals</b>		<b>.264</b>	<b>294</b>	<b>967</b>	<b>153</b>	<b>255</b>	<b>50</b>	<b>7</b>	<b>14</b>	<b>122</b>	<b>173</b>	<b>151</b>	<b>23</b>

**LAFLAIR, Jay****CA**

HEIGHT: 6-0 BATS: R BORN: September 18, 1975  
 WEIGHT: 215 THROWS: R RESIDES: Temple, TX  
 SIGNED BY: N/A OBTAINED: Non-Drafted Free Agent (1/24/99)  
 SCHOOL: Texas Christian University

\* League leader, # Tied for League lead

**LAYNE, Roger****RHP**

HEIGHT: 6-3 BATS: R BORN: June 27, 1977 in Chattanooga, TN  
 WEIGHT: 185 THROWS: R RESIDES: Whitwell, TN  
 SIGNED BY: Mark Germann OBTAINED: Non-Drafted Free Agent (8/7/96)  
 SCHOOL: Whitwell HS

**CAREER HIGHLIGHTS:** 1998- Season ended on 5/4 after undergoing right shoulder surgery.

YEAR	CLUB	W	L	ERA	G	GS	CG	SHO	SV	IP	H	R	ER	BB	SO
1997	Burlington	1	4	3.62	11	11	0	0	0	59.2	55	39	24	21	52
1998	Columbus	2	0	2.49	4	4	0	0	0	25.1	12	7	7	4	28
<b>Minor Totals</b>		<b>3</b>	<b>4</b>	<b>3.28</b>	<b>15</b>	<b>15</b>	<b>0</b>	<b>0</b>	<b>0</b>	<b>85.0</b>	<b>67</b>	<b>46</b>	<b>31</b>	<b>25</b>	<b>80</b>

**MACMILLAN, Chris****inf**

HEIGHT: 6-2 BATS: R BORN: February 19, 1976 in Los Angeles, CA  
 WEIGHT: 195 THROWS: R RESIDES: El Monte, CA  
 SIGNED BY: Chris Jeffs OBTAINED: #26 Selection in June, 1998 Draft  
 SCHOOL: California State- Northridge

YEAR	CLUB	AVG	G	AB	R	H	2B	3B	HR	RBI	BB	SO	SB
1998	Watertown	.227	57	194	28	44	9	0	5	30	26	47	0

**MALAVE, Dennis****OF**

HEIGHT: 5-9 BATS: L BORN: January 6, 1980 in Caracas, VEN  
 WEIGHT: 165 THROWS: L RESIDES: Caracas, VEN  
 SIGNED BY: Luis Aponte OBTAINED: Non-Drafted Free Agent (5/7/97)  
 SCHOOL: N/A

YEAR	CLUB	AVG	G	AB	R	H	2B	3B	HR	RBI	BB	SO	SB
1997	Venez. Lge.	.294	50	102	36	30	8	2	2	11	24	19	15
1998	Watertown	.250	6	20	1	5	0	0	1	6	0	4	2
	Burlington	.279	60	208	40	58	3	5	4	19	34	59	27
<b>Minor Totals</b>		<b>.282</b>	<b>116</b>	<b>330</b>	<b>77</b>	<b>93</b>	<b>11</b>	<b>7</b>	<b>7</b>	<b>36</b>	<b>58</b>	<b>82</b>	<b>44</b>

**MALESKI, Eric****RHP**

HEIGHT: 6-2 BATS: R BORN: July 25, 1976 in Des Plaines, IL  
 WEIGHT: 195 THROWS: R RESIDES: Des Plaines, IL  
 SIGNED BY: Ted Brzenk OBTAINED: #25 Selection in June, 1998 Draft  
 SCHOOL: Benedictine College

YEAR	CLUB	W	L	ERA	G	GS	CG	SHO	SV	IP	H	R	ER	BB	SO
1998	Watertown	0	0	6.00	2	0	0	0	0	3.0	5	2	2	0	3
	Burlington	4	2	2.05	19	0	0	0	5	44.0	37	17	10	10	47
<b>Minor Totals</b>		<b>4</b>	<b>2</b>	<b>2.30</b>	<b>21</b>	<b>0</b>	<b>0</b>	<b>0</b>	<b>5</b>	<b>47.0</b>	<b>42</b>	<b>19</b>	<b>12</b>	<b>10</b>	<b>50</b>

**MARIETTA, Ron****LHP**

HEIGHT: 6-0 BATS: L BORN: August 12, 1977 in Manhattan, NY  
 WEIGHT: 190 THROWS: L RESIDES: Brooklyn, NY  
 SIGNED BY: Guy Mader OBTAINED: #4 Selection in June, 1998 Draft  
 SCHOOL: St. John's

YEAR	CLUB	W	L	ERA	G	GS	CG	SHO	SV	IP	H	R	ER	BB	SO
1998	Watertown	1	1	5.09	11	11	0	0	0	53.0	55	35	30	26	41

**MATSKO, Richard****RHP**

HEIGHT: 6-2 BATS: R BORN: April 26, 1977 in Johnstown, PA  
 WEIGHT: 210 THROWS: R RESIDES: Johnstown, PA  
 SIGNED BY: Chuck Ricci OBTAINED: #16 Selection in June, 1998 Draft  
 SCHOOL: Shippensburg University

YEAR	CLUB	W	L	ERA	G	GS	CG	SHO	SV	IP	H	R	ER	BB	SO
1998	Watertown	2	3	8.59	20	0	0	0	1	36.2	43	37	35	24	41

**MAYS, Jarrod****RHP**

HEIGHT: 6-4 BATS: R BORN: October 8, 1974 in El Dorado Springs, MO  
 WEIGHT: 190 THROWS: R RESIDES: El Dorado Springs, MO  
 SIGNED BY: Jim Stevenson OBTAINED: #3 Selection in June, 1996 Draft  
 SCHOOL: SW Missouri State

YEAR	CLUB	W	L	ERA	G	GS	CG	SHO	SV	IP	H	R	ER	BB	SO
1996	Watertown	5	2	3.34	12	12	0	0	0	59.1	62	29	22	18	56
1997	Kinston	7	5	4.13	20	19	0	0	0	100.1	94	53	46	42	64
1998	Kinston	1	1	1.59	4	4	0	0	0	17.0	12	6	3	7	10
	Akron	1	0	5.47	15	0	0	0	1	26.1	25	19	16	12	15
<b>Minor Totals</b>		<b>14</b>	<b>8</b>	<b>3.86</b>	<b>51</b>	<b>35</b>	<b>0</b>	<b>0</b>	<b>1</b>	<b>203.0</b>	<b>193</b>	<b>107</b>	<b>87</b>	<b>79</b>	<b>145</b>

**McDERMOTT, Ryan****RHP**

HEIGHT: 6-9 BATS: R BORN: June 28, 1978 in Alamogordo, NM  
 WEIGHT: 225 THROWS: R RESIDES: Alamogordo, NM  
 SIGNED BY: Keith Boeck OBTAINED: #2 Selection in June, 1996 Draft  
 SCHOOL: Alamogordo HS

**CAREER HIGHLIGHTS:** 1997- Had surgery to repair a partial cuff tear and labral tear in his right shoulder on 8/4.

YEAR	CLUB	W	L	ERA	G	GS	CG	SHO	SV	IP	H	R	ER	BB	SO
1996	Burlington	2	8	4.61	13	13	0	0	0	54.2	55	38	28	40	38
1997	Burlington	3	3	6.49	8	8	0	0	0	34.2	45	29	25	25	22
1998	Burlington	1	6	8.51	12	8	0	0	0	37.0	36	44	35	36	21
<b>Minor Totals</b>		<b>6</b>	<b>17</b>	<b>6.27</b>	<b>33</b>	<b>29</b>	<b>0</b>	<b>0</b>	<b>0</b>	<b>126.1</b>	<b>136</b>	<b>111</b>	<b>88</b>	<b>101</b>	<b>81</b>

**McPADDEN, Michael****RHP**

HEIGHT: 6-4 BATS: L BORN: February 24, 1980 in Bridgeport, CN  
 WEIGHT: 185 THROWS: R RESIDES: Port St. Lucie, FL  
 SIGNED BY: Jim Gabella OBTAINED: #10 Selection in June, 1998 Draft  
 SCHOOL: Port St. Lucie HS

YEAR	CLUB	W	L	ERA	G	GS	CG	SHO	SV	IP	H	R	ER	BB	SO
1998	Burlington	0	5	8.89	16	0	0	0	0	26.1	28	37	26	30	18

**MESSNER, Jake****OF**

HEIGHT: 6-0 BATS: L BORN: May 18, 1977 in Sacramento, CA  
 WEIGHT: 192 THROWS: L RESIDES: Sacramento, CA  
 SIGNED BY: Paul Cogan OBTAINED: #6 Selection in June, 1995 Draft  
 SCHOOL: Rio Americana HS

YEAR	CLUB	AVG	G	AB	R	H	2B	3B	HR	RBI	BB	SO	SB
1995	Burlington	.222	46	144	17	32	2	4	0	9	14	40	8
1996	Burlington	.250	47	164	20	41	7	1	3	20	11	41	6
1997	Burlington	.251	49	179	28	45	10	0	9	26	8	47	7
1998	Columbus	.167	25	78	9	13	2	0	3	13	5	21	3
<b>Minor Totals</b>		<b>.232</b>	<b>167</b>	<b>565</b>	<b>74</b>	<b>131</b>	<b>21</b>	<b>5</b>	<b>15</b>	<b>68</b>	<b>38</b>	<b>149</b>	<b>24</b>

**MINGES, Tyler****OF**

HEIGHT: 6-0 BATS: R BORN: November 15, 1979 in Cincinnati, OH  
 WEIGHT: 185 THROWS: R RESIDES: Hamilton, OH  
 SIGNED BY: Bill Schudlich OBTAINED: #6 Selection in June, 1998 Draft  
 SCHOOL: Ross HS

**CAREER HIGHLIGHTS:** 1998- Underwent surgery on right elbow to repair tear of UCL on 7/20.

YEAR	CLUB	AVG	G	AB	R	H	2B	3B	HR	RBI	BB	SO	SB
1998	Burlington	.306	12	49	7	15	2	1	1	5	2	10	1

**MOHR, Dustan****OF**

HEIGHT: 6-2 BATS: R BORN: June 19, 1976 in Hattiesburg, MS  
 WEIGHT: 210 THROWS: R RESIDES: Hattiesburg, MS  
 SIGNED BY: Mark Germann OBTAINED: #9 Selection in June, 1997 Draft  
 SCHOOL: Alabama

**CAREER HIGHLIGHTS:** 1997- Ranked among the New York Penn league leaders in RBI (4<sup>th</sup>) and doubles (5<sup>th</sup>).

YEAR	CLUB	AVG	G	AB	R	H	2B	3B	HR	RBI	BB	SO	SB
1997	Watertown	.291	74	275	52	80	20	2	7	53	31	76	3
1998	Kinston	.242	134	491	60	119	23	9	19	65	39	146	8
<b>Minor Totals</b>		<b>.260</b>	<b>208</b>	<b>766</b>	<b>112</b>	<b>199</b>	<b>43</b>	<b>11</b>	<b>26</b>	<b>118</b>	<b>70</b>	<b>222</b>	<b>11</b>

**MORAGA, Omar****INF**

HEIGHT: 5-9 BATS: L BORN: May 23, 1977 in Tucson, AZ  
 WEIGHT: 180 THROWS: R RESIDES: Tucson, AZ  
 SIGNED BY: Keith Boeck OBTAINED: #50 Selection in June, 1998 Draft  
 SCHOOL: Arizona

YEAR	CLUB	AVG	G	AB	R	H	2B	3B	HR	RBI	BB	SO	SB
1998	Watertown	.264	65	246	38	65	18	4	0	28	28	55	14

**MORELOCK, Chris****RHP**

HEIGHT: 6-3 BATS: R BORN: June 26, 1977 in Eugene, OR  
 WEIGHT: 180 THROWS: R RESIDES: Collage Grove, OR  
 SIGNED BY: Steve Avila OBTAINED: Non-Drafted Free Agent (6/6/98)  
 SCHOOL: Western Oregon State

YEAR	CLUB	W	L	ERA	G	GS	CG	SHO	SV	IP	H	R	ER	BB	SO
1998	Burlington	2	1	4.01	16	1	0	0	1	33.2	36	31	15	28	29

**MORLA, Gilberto****CA**

HEIGHT: 5-11 BATS: R BORN: October 10, 1979 in San Cristobal, DR  
 WEIGHT: 185 THROWS: R RESIDES: Santo Domingo, DR  
 SIGNED BY: Winston Llenas OBTAINED: Non-Drafted Free Agent (9/2/97)  
 SCHOOL: Apec College

YEAR	CLUB	AVG.	G	AB	R	H	2B	3B	HR	RBI	BB	SO	SB
1998	Dom. League	.271	48	155	22	42	7	2	6	20	9	21	4

**MUNOZ, Billy****1B**

HEIGHT: 6-2 BATS: L BORN: June 30, 1975 in Yuma, AZ  
 WEIGHT: 220 THROWS: L RESIDES: Mesa, AZ  
 SIGNED BY: Keith Boeck OBTAINED: Non-Drafted Free Agent (2/17/98)  
 SCHOOL: Arizona Western

**CAREER HIGHLIGHTS:** 1998- Represented Columbus in the South Atlantic League All-Star Game.

YEAR	CLUB	AVG	G	AB	R	H	2B	3B	HR	RBI	BB	SO	SB
1998	Columbus	.266	120	417	61	111	24	1	12	60	68	104	3

**NAVA, Gerardo****LHP**

HEIGHT: 6-0 BATS: L BORN: March 12, 1979 in Punto Fijo, VEN  
 WEIGHT: 165 THROWS: L RESIDES: Maracaibo, VEN  
 SIGNED BY: Luis Aponte OBTAINED: Non-Drafted Free Agent (7/5/96)  
 SCHOOL: N/A

YEAR	CLUB	W	L	ERA	G	GS	CG	SHO	SV	IP	H	R	ER	BB	SO
1997	Venez. Lge.	0	0	0.00	3	0	0	0	0	10.2	9	3	0	2	15

**NOVITS, Carey****LHP**

HEIGHT: 6-1 BATS: L BORN: September 5, 1975 in Covina, CA  
 WEIGHT: 185 THROWS: L RESIDES: San Dimas, CA  
 SIGNED BY: Chris Jeffs OBTAINED: #22 Selection in June, 1998 Draft  
 SCHOOL: California State-Northridge

YEAR	CLUB	W	L	ERA	G	GS	CG	SHO	SV	IP	H	R	ER	BB	SO
1998	Watertown	0	0	3.38	5	2	0	0	0	10.2	11	4	4	2	9

**ORTIZ, Nicolas****SS**

HEIGHT: 6-0 BATS: R BORN: July 9, 1973 in Cidra, PR  
 WEIGHT: 160 THROWS: R RESIDES: Cidra, PR  
 SIGNED BY: N/A OBTAINED: Minor League Free Agent (1/7/99)  
 SCHOOL: Candela H.S.

YEAR	CLUB	AVG	G	AB	R	H	2B	3B	HR	RBI	BB	SO	SB
1991	Dom. Lge.	.260	35	100	16	26	3	1	0	13	21	23	1
1992	Elmira	.179	9	28	2	5	3	0	0	1	5	13	0
	Dom. Lge.	.264	50	163	25	43	9	3	0	15	28	36	3
1993	Utica	.269	63	197	31	53	14	1	2	26	19	56	4
	Ft. Lauderdale	.205	36	112	9	23	9	1	1	14	9	39	2
1994	Sarasota	.269	81	283	34	76	18	3	2	40	21	57	2
1995	Sarasota	.247	91	304	38	75	20	1	5	38	27	68	6
1996	Michigan	.302	73	242	37	73	14	4	2	25	20	44	1
	Trenton	.223	38	130	20	29	4	0	3	13	13	28	2
1997	Trenton	.281	87	288	47	81	17	2	8	53	27	55	3
1998	Trenton	.229	39	131	17	30	6	0	1	9	14	27	0
	Harrisburg	.270	56	163	18	44	11	2	6	24	18	37	2
	Ottawa	.094	12	32	1	3	1	0	0	0	6	10	0
<b>Minor Totals</b>		<b>.258</b>	<b>670</b>	<b>2173</b>	<b>295</b>	<b>561</b>	<b>129</b>	<b>18</b>	<b>30</b>	<b>271</b>	<b>228</b>	<b>494</b>	<b>31</b>

**PADILLA, Roy****OF**

HEIGHT: 6-5 BATS: L BORN: August 4, 1975 in Panama City, Panama  
 WEIGHT: 227 THROWS: L RESIDES: Panama City, Panama  
 SIGNED BY: Willie Paffen (BOS) OBTAINED: Rule V Draft Selection (12/14/98)  
 SCHOOL: N/A

**CAREER HIGHLIGHTS:** 1996-Became full-time OF after three years of pitching...Started in LF in the Midwest League All-Star Game...Awarded Tony Latham Memorial Award for showing the most enthusiasm in the Florida Instructional League season.

YEAR	CLUB	W	L	ERA	G	GS	CG	SHO	SV	IP	H	R	ER	BB	SO
1993	Red Sox(GCL)	0	1	2.35	13	1	0	0	0	31.0	25	10	8	17	18
1994	Red Sox(GCL)	6	1	2.99	15	12	0	0	1	72.0	68	39	24	34	52
1995	Michigan (Mid)	0	1	6.48	4	1	0	0	0	8.0	10	9	6	7	7
	Butte(Pio)	2	7	5.91	15	14	0	0	0	70.0	80	60	46	54	49
<b>Minor Totals</b>		<b>8</b>	<b>10</b>	<b>4.17</b>	<b>47</b>	<b>28</b>	<b>0</b>	<b>0</b>	<b>1</b>	<b>181.0</b>	<b>183</b>	<b>118</b>	<b>84</b>	<b>112</b>	<b>126</b>

YEAR	CLUB	AVG	G	AB	R	H	2B	3B	HR	RBI	BB	SO	SB
1995	Butte	.000	16	1	0	0	0	0	0	0	0	0	0
1996	Michigan	.280	103	386	58	108	20	6	2	40	34	56	21
	Sarasota	.296	8	27	2	8	2	0	0	2	2	3	4
1997	Sarasota	.246	130	463	66	114	16	4	2	38	41	80	24
1998	Sarasota	.255	109	365	46	93	17	3	3	53	28	66	12
<b>Minor Totals</b>		<b>.260</b>	<b>366</b>	<b>1242</b>	<b>172</b>	<b>323</b>	<b>55</b>	<b>13</b>	<b>7</b>	<b>133</b>	<b>105</b>	<b>205</b>	<b>61</b>

**PAGAN, Angel****INF**

HEIGHT: 6-1 BATS: R BORN: April 23, 1974 in Arecibo, PR  
 WEIGHT: 160 THROWS: R RESIDES: Arecibo, PR  
 SIGNED BY: Miguel Machado (BAL) OBTAINED: Minor League Free Agent (1/12/99)  
 SCHOOL: N/A

YEAR	CLUB	AVG	G	AB	R	H	2B	3B	HR	RBI	BB	SO	SB
1992	Dom. Lge.	.197	41	127	14	25	4	0	0	16	4	23	2
1993	Dom. Lge.	.278	34	115	12	32	5	3	1	30	17	33	7
1994	Albany	.211	34	95	15	20	4	0	0	9	14	24	10
	Bluefield	.248	46	133	18	33	6	0	0	13	23	19	12
1995	Frederick	.194	31	72	8	14	3	1	1	6	5	19	0
	High Desert	.157	35	115	12	18	3	1	1	10	4	29	3
1998	Newburgh	.293	91	311	55	91	8	3	6	29	51	44	11
<b>Minor Totals</b>		<b>.241</b>	<b>312</b>	<b>968</b>	<b>134</b>	<b>233</b>	<b>33</b>	<b>8</b>	<b>9</b>	<b>113</b>	<b>118</b>	<b>191</b>	<b>45</b>

**PARRA, Jose****RHP**

HEIGHT: 6-2 BATS: R BORN: November 3, 1980 in Azua, DR  
 WEIGHT: 175 THROWS: R RESIDES: Azua, DR  
 SIGNED BY: Winston Llenas OBTAINED: Non-Drafted Free Agent (7/8/98)  
 SCHOOL: N/A

**PATTON, Barry****CA**

HEIGHT: 6-2 BATS: R BORN: October 13, 1975 in Kosciusko, MS  
 WEIGHT: 220 THROWS: R RESIDES: Kosciusko, MS  
 SIGNED BY: Max Semler OBTAINED: #20 Selection in June, 1998 Draft  
 SCHOOL: Mississippi State

YEAR	CLUB	AVG	G	AB	R	H	2B	3B	HR	RBI	BB	SO	SB
1998	Watertown	.067	11	30	1	2	1	0	0	1	4	14	1

**PAULINO, Eddy****3B**

HEIGHT: 6-0 BATS: R BORN: April 21, 1980 in La Vega, DR  
 WEIGHT: 195 THROWS: R RESIDES: La Vega, DR  
 SIGNED BY: Winston Llenas OBTAINED: Non-Drafted Free Agent (6/1/98)  
 SCHOOL: N/A

YEAR	CLUB	AVG	G	AB	R	H	2B	3B	HR	RBI	BB	SO	SB
1998	Dom. Lge.	.185	23	54	9	10	1	0	0	1	7	8	4

**PENA, Manuel****CA**

HEIGHT: 6-2 BATS: R BORN: June 8, 1981 in Azua, DR  
 WEIGHT: 180 THROWS: R RESIDES: Azua, DR  
 SIGNED BY: Winston Llenas OBTAINED: Non-Drafted Free Agent (6/8/98)  
 SCHOOL: N/A

YEAR	CLUB	AVG	G	AB	R	H	2B	3B	HR	RBI	BB	SO	SB
1998	Dom. Lge.	.130	18	23	0	3	0	0	0	2	2	5	0

**PERCELL, Brody****LHP**

HEIGHT: 6-2      BATS: L      BORN: August 29, 1975 in Portland, OR  
 WEIGHT: 200      THROWS: L      RESIDES: Portland, OR  
 SIGNED BY: Steve Avila      OBTAINED: #7 Selection in June, 1998 Draft  
 SCHOOL: Oregon State

**CAREER HIGHLIGHTS: 1998-** Led the league in K's (105), T2nd in wins (9) and fifth in ERA (2.21)...Ranked by *Baseball America* as being the 9<sup>th</sup> best prospect in the New York Penn League...Named to NYPL Post-Season All-Star Team...Named to Topps Card Company's Class A Rookie All-Star Team.

YEAR	CLUB	W	L	ERA	G	GS	CG	SHO	SV	IP	H	R	ER	BB	SO
1998	Watertown	9	2	2.21	15	15	1	1	0	85.2	73	28	21	16	105

**PEREZ, Edwin****INF**

HEIGHT: 5-10      BATS: R      BORN: May 10, 1975 in Navarrete, DR  
 WEIGHT: 165      THROWS: R      RESIDES: Navarrete, DR  
 SIGNED BY: Winston Llenas      OBTAINED: Non-Drafted Free Agent (8/31/92)  
 SCHOOL: N/A

**CAREER HIGHLIGHTS: 1997-** Had surgery on September 3 to repair partial tear of the rotator cuff and labral fraying.

YEAR	CLUB	AVG	G	AB	R	H	2B	3B	HR	RBI	BB	SO	SB
1993	Dom. Lge.	.285	45	137	26	39	4	1	0	17	17	17	3
1994	Dom. Lge.	.223	46	166	25	37	4	0	0	16	15	14	6
1995	Dom. Lge.	.322	63	239	58	77	9	7	3	37	23	24	14
1996	Burlington	.233	51	176	22	41	4	0	9	31	15	48	5
1997	Columbus	.278	52	187	30	52	10	1	5	24	17	41	2
1998	Watertown	.119	12	42	6	5	1	0	0	3	3	9	2
	Columbus	.236	33	89	14	21	1	0	1	10	17	12	1
<b>Minor Totals</b>		<b>.263</b>	<b>302</b>	<b>1036</b>	<b>181</b>	<b>272</b>	<b>33</b>	<b>9</b>	<b>18</b>	<b>138</b>	<b>107</b>	<b>165</b>	<b>33</b>

**PEREZ, Ismael****2B**

HEIGHT: 5-11      BATS: S      BORN: November 21, 1980 in Valencia, VEN  
 WEIGHT: 170      THROWS: R      RESIDES: Guigüe, VEN  
 SIGNED BY: Luis Aponte      OBTAINED: Non-Drafted Free Agent (5/8/98)  
 SCHOOL: N/A

YEAR	CLUB	AVG	G	AB	R	H	2B	3B	HR	RBI	BB	SO	SB
1998	Venez. Lge.	.242	36	95	16	23	3	0	0	6	24	21	4

**PEREZ, Nestor****SS**

HEIGHT: 5-11      BATS: R      BORN: February 26, 1980 in Mao, Valverde, DR  
 WEIGHT: 160      THROWS: R      RESIDES: Monción, DR  
 SIGNED BY: Winston Llenas      OBTAINED: Non-Drafted Free Agent (8/2/97)  
 SCHOOL: N/A

YEAR	CLUB	AVG	G	AB	R	H	2B	3B	HR	RBI	BB	SO	SB
1998	Dom. Lge.	.270	47	111	21	30	9	1	0	10	23	19	1

**PERRY, Chan****1B/OF**

HEIGHT: 6-2      BATS: R      BORN: September 13, 1972 in Live Oak, FL  
 WEIGHT: 200      THROWS: R      RESIDES: Mayo, FL  
 SIGNED BY: Don Jacoby      OBTAINED: #44 Selection in June, 1994 Draft  
 SCHOOL: Florida

**CAREER HIGHLIGHTS: 1997-** Set club single-season marks for RBI (96) and doubles (34)...His .994 fielding percentage at 1B tied the club record for top percentage at that position...Ranked among the league leaders in doubles (1<sup>st</sup>), RBI (3<sup>rd</sup>) Avg. (4<sup>th</sup>)...Represented Akron on the Eastern League's Post-Season All-Star Team...**1994-** Named the DH on the Post-Season Appalachian League All-Star Team.

YEAR	CLUB	AVG	G	AB	R	H	2B	3B	HR	RBI	BB	SO	SB
1994	Burlington	.314	52	185	28	58	16	1	5	32	18	28	6
1995	Columbus	.285	113	411	64	117	30	4	9	50	53	49	7
1996	Kinston	.291	96	358	44	104	27	1	10	62	36	33	2
1997	Akron	.315	119	476	74	150	*34	2	20	96	28	61	3
1998	Akron	.281	54	203	36	57	17	2	5	27	23	43	3
	Buffalo	.224	13	49	8	11	4	0	0	3	6	10	1
<b>Minor Totals</b>		<b>.295</b>	<b>447</b>	<b>1682</b>	<b>254</b>	<b>497</b>	<b>128</b>	<b>10</b>	<b>49</b>	<b>270</b>	<b>164</b>	<b>224</b>	<b>22</b>

\* League leader, # Tied for League lead

**PICHARDO, Henry****2B**

HEIGHT: 5-10      BATS:      R      BORN: January 15, 1979 in Tamboril, DR  
 WEIGHT: 145      THROWS:   R      RESIDES: Tamboril, DR  
 SIGNED BY: Winston Llenas      OBTAINED: Non-Drafted Free Agent (2/13/96)  
 SCHOOL: N/A

YEAR	CLUB	AVG	G	AB	R	H	2B	3B	HR	RBI	BB	SO	SB
1996	Dom. Lge.	.310	61	245	61	76	11	3	0	33	31	17	19
1997	Dom. Lge.	.279	57	226	46	63	10	4	3	35	25	24	11
<b>Minor Totals</b>		<b>.295</b>	<b>118</b>	<b>471</b>	<b>107</b>	<b>139</b>	<b>21</b>	<b>7</b>	<b>3</b>	<b>68</b>	<b>56</b>	<b>41</b>	<b>30</b>

**PINEDA, Lisandro****RHP**

HEIGHT: 5-11      BATS:      R      BORN: October 15, 1979 in Santo Domingo, DR  
 WEIGHT: 190      THROWS:   R      RESIDES: Santo Domingo, DR  
 SIGNED BY: Winston Llenas      OBTAINED: Non-Drafted Free Agent (7/26/96)  
 SCHOOL: N/A

YEAR	CLUB	W	L	ERA	G	GS	CG	SHO	SV	IP	H	R	ER	BB	SO
1997	Dom. Lge.	5	1	2.39	15	5	0	0	0	60.1	40	29	16	45	40
1998	Dom. Lge.	6	3	4.13	20	1	0	0	0	48.0	44	27	22	33	39
<b>Minor Totals</b>		<b>11</b>	<b>4</b>	<b>3.16</b>	<b>35</b>	<b>6</b>	<b>0</b>	<b>0</b>	<b>0</b>	<b>108.1</b>	<b>84</b>	<b>56</b>	<b>38</b>	<b>78</b>	<b>79</b>

**PIRKL, Greg****RHP**

HEIGHT: 6-5      BATS:      R      BORN: August 7, 1970 in Long Beach, CA  
 WEIGHT: 225      THROWS:   R      RESIDES: Surprise, AZ  
 SIGNED BY: Ken Houp (SEA)      OBTAINED: Minor League Free Agent (2/10/98)  
 SCHOOL: Los Alamitos HS

**CAREER HIGHLIGHTS:** After spending ten years as a positional player the Tribe signed him to become a pitcher... **1994**- Homered in his 1<sup>st</sup> ML at-bat of the season on 4/10 off Dave Stewart... **1993**- Made his ML debut with the Mariners on 8/23/94... Named MVP at Calgary when he was T2nd in the PCL in RBI and T5th in HR... **1988**- Was the Mariners 2<sup>nd</sup> round selection in the June draft.

YEAR	CLUB	AVG	G	AB	R	H	2B	3B	HR	RBI	BB	SO	SB
1988	Bellingham	.240	65	246	22	59	6	0	6	35	12	59	1
1989	Bellingham	.257	70	265	31	68	6	0	8	36	23	51	4
1990	San Bernardino	.295	58	207	37	61	10	0	5	28	13	34	3
1991	San Bernardino	.314	63	239	32	75	13	1	14	53	12	43	4
	Peninsula	.264	64	239	20	63	16	0	6	41	9	42	0
1992	Jacksonville	.291	59	227	25	66	11	1	10	29	9	45	0
	Calgary	.266	79	286	30	76	21	3	6	32	14	64	4
1993	Calgary	.308	115	445	67	137	24	1	21	94	13	50	3
	Seattle	.174	7	23	1	4	0	0	1	4	0	4	0
1994	Seattle	.264	19	53	7	14	3	0	6	11	1	12	0
	Calgary	.317	87	353	69	112	21	0	22	72	24	58	1
1995	Seattle	.235	10	17	2	4	0	0	0	0	1	7	0
	Tacoma	.293	47	174	29	51	8	2	15	44	14	28	1
1996	Seattle	.190	7	21	2	4	1	0	1	1	0	3	0
	Tacoma	.302	88	348	50	105	22	2	21	75	14	58	1
	Boston	.000	2	2	0	0	0	0	0	0	0	1	0
1997	Fuokoka	.213	—	47	3	10	2	0	2	5	—	—	0
<b>Minor Totals</b>		<b>.288</b>	<b>795</b>	<b>3029</b>	<b>412</b>	<b>873</b>	<b>134</b>	<b>10</b>	<b>134</b>	<b>539</b>	<b>157</b>	<b>532</b>	<b>22</b>
<b>Major Totals</b>		<b>.224</b>	<b>45</b>	<b>116</b>	<b>12</b>	<b>26</b>	<b>7</b>	<b>0</b>	<b>8</b>	<b>16</b>	<b>2</b>	<b>27</b>	<b>0</b>

YEAR	CLUB	W	L	ERA	G	GS	CG	SHO	SV	IP	H	R	ER	BB	SO
1996	Tacoma	0	0	0.00	2	0	0	0	0	5.2	1	0	0	0	2
1998	Columbus	2	2	3.33	26	0	0	0	7	27.0	22	10	10	6	29
	Kinston	2	0	2.73	14	0	0	0	0	26.1	23	10	8	7	26
<b>Minor Totals</b>		<b>4</b>	<b>2</b>	<b>2.75</b>	<b>42</b>	<b>0</b>	<b>0</b>	<b>0</b>	<b>7</b>	<b>59.0</b>	<b>46</b>	<b>20</b>	<b>18</b>	<b>13</b>	<b>57</b>

**POLANCO, Wellington****RHP**

HEIGHT: 6-2      BATS:      R      BORN: September 7, 1981 in Pimentel, DR  
 WEIGHT: 185      THROWS:   R      RESIDES: Pimentel, DR  
 SIGNED BY: Winston Llenas      OBTAINED: Non-Drafted Free Agent (7/8/98)  
 SCHOOL: N/A

**POWERS, Jeff****SS**

HEIGHT: 6-0      BATS:      L      BORN: March 20, 1976 in Mesa, AZ  
 WEIGHT: 175      THROWS:   R      RESIDES: Scottsdale, AZ  
 SIGNED BY: Doug Baker      OBTAINED: Non-Drafted Free Agent (6/7/98)  
 SCHOOL: San Diego

YEAR	CLUB	AVG	G	AB	R	H	2B	3B	HR	RBI	BB	SO	SB
1998	Watertown	.299	18	67	10	20	5	0	1	11	5	10	1

**PRATT, Scott****2B**

HEIGHT: 5-10 BATS: L BORN: February 4, 1977  
 WEIGHT: 185 THROWS: R RESIDES: Toele, NV  
 SIGNED BY: Max Semler OBTAINED: #3 Selection in June, 1998 Draft  
 SCHOOL: Auburn

**CAREER HIGHLIGHTS: 1998-** Won the New York Penn League batting title... Ranked by *Baseball America* as the 10<sup>th</sup> best prospect in the NYPL and the 14<sup>th</sup> best prospect in the Tribe organization.

YEAR	CLUB	AVG	G	AB	R	H	2B	3B	HR	RBI	BB	SO	SB
1998	Watertown	.351	47	174	37	61	12	3	2	14	34	26	15

**PUFFINBARGER, Rusty****CA**

HEIGHT: 6-3 BATS: R BORN: June 25, 1976 in Leedey, OK  
 WEIGHT: 195 THROWS: R RESIDES: Camargo, OK  
 SIGNED BY: Mark Shapiro OBTAINED: Non-Drafted Free Agent (6/17/98)  
 SCHOOL: Oklahoma State

YEAR	CLUB	AVG.	G	AB	R	H	2B	3B	HR	RBI	BB	SO	SB
1998	Watertown	.167	12	24	6	4	2	0	0	4	7	6	0

**PUGMIRE, Robert****RHP**

HEIGHT: 6-3 BATS: R BORN: September 5, 1978 in Seattle, WA  
 WEIGHT: 205 THROWS: R RESIDES: Snohomish, WA  
 SIGNED BY: Steve Avila OBTAINED: #3 Selection in June, 1997 Draft  
 SCHOOL: Cascade HS

**CAREER HIGHLIGHTS: 1998-** Missed entire season with a fracture in his back.

YEAR	CLUB	W	L	ERA	G	GS	CG	SHO	SV	IP	H	R	ER	BB	SO
1997	Burlington	1	2	3.92	14	14	0	0	0	66.2	72	42	29	29	62
1998	— INJURED - DID NOT PLAY —														

**PURSELL, Mike****INF**

HEIGHT: 6-0 BATS: L BORN: December 22, 1975 in Pensacola, FL  
 WEIGHT: 187 THROWS: R RESIDES: Pensacola, FL  
 SIGNED BY: Rene Gayo OBTAINED: #30 Selection in June, 1998 Draft  
 SCHOOL: Tulane

YEAR	CLUB	AVG.	G	AB	R	H	2B	3B	HR	RBI	BB	SO	SB
1998	Burlington	.256	57	199	37	51	15	1	4	30	26	34	3

**RAMIREZ, Jensy****LHP**

HEIGHT: 6-1 BATS: L BORN: May 20, 1979 in Puerto Plata, DR  
 WEIGHT: 168 THROWS: L RESIDES: Puerto Plata, DR  
 SIGNED BY: Winston Llenas OBTAINED: Non-Drafted Free Agent (7/9/98)  
 SCHOOL: N/A

**REINIKE, Chris****RHP**

HEIGHT: 6-0 BATS: R BORN: November 16, 1976 in Gulfport, MS  
 WEIGHT: 195 THROWS: R RESIDES: Gulfport, MS  
 SIGNED BY: Max Semler OBTAINED: #8 Selection in June, 1998 Draft  
 SCHOOL: Mississippi State

**CAREER HIGHLIGHTS: 1998-** He led the New York Penn League in wins, was 2<sup>nd</sup> in ERA, 3<sup>rd</sup> in IP and 5<sup>th</sup> in K's... Ranked by *Baseball America* as being the 5<sup>th</sup> best prospect in the NYPL... was named to the NYPL a post-season All-Star Team.

YEAR	CLUB	W	L	ERA	G	GS	CG	SHO	SV	IP	H	R	ER	BB	SO
1998	Watertown	*10	2	1.91	15	15	0	0	0	89.2	64	21	19	33	92

**REQUENA, Ruben****OF**

HEIGHT: 5-11 BATS: S BORN: August 13, 1980 in Caracas, VEN  
 WEIGHT: 155 THROWS: R RESIDES: Maracay, VEN  
 SIGNED BY: Luis Aponte OBTAINED: Non-Drafted Free Agent (7/25/98)  
 SCHOOL: N/A

\* League leager, # Tied for League lead

**REYNOLDS, Jacob****RHP**

HEIGHT: 6-2 BATS: R BORN: January 7, 1980 in Huntsville, AL  
 WEIGHT: 200 THROWS: R RESIDES: Ardmore, TN  
 SIGNED BY: Mark Germann OBTAINED: #11 Selection in June, 1998 Draft  
 SCHOOL: Giles County HS

YEAR	CLUB	W	L	ERA	G	GS	CG	SHO	SV	IP	H	R	ER	BB	SO
1998	Burlington	1	4	7.76	10	5	0	0	0	29.0	27	28	25	26	30

**RIGDON, Paul****RHP**

HEIGHT: 6-5 BATS: R BORN: November 2, 1975 in Jacksonville, FL  
 WEIGHT: 210 THROWS: R RESIDES: Jacksonville, FL  
 SIGNED BY: Jerry Jordan OBTAINED: #6 Selection in June, 1996 Draft  
 SCHOOL: Florida

**CAREER HIGHLIGHTS:** **1998-** Tied for team lead in victories (11)... **1997-** Missed the entire season after having MCL reconstruction on his right elbow on 3/24 after suffering the injury in spring training.

YEAR	CLUB	W	L	ERA	G	GS	CG	SHO	SV	IP	H	R	ER	BB	SO
1996	Watertown	2	2	4.08	22	0	0	0	6	39.2	41	24	18	10	46
1997	— INJURED - DID NOT PLAY —														
1998	Kinston	11	7	4.03	24	24	0	0	0	127.1	126	65	57	35	97
<b>Minor Totals</b>		<b>13</b>	<b>9</b>	<b>4.04</b>	<b>46</b>	<b>24</b>	<b>0</b>	<b>0</b>	<b>6</b>	<b>167.0</b>	<b>167</b>	<b>89</b>	<b>75</b>	<b>45</b>	<b>143</b>

**RISKE, David****RHP**

HEIGHT: 6-2 BATS: R BORN: October 23, 1976 in Renton, WA  
 WEIGHT: 175 THROWS: R RESIDES: Kent, WA  
 SIGNED BY: Steve Avila OBTAINED: #56 Selection in June, 1996 Draft  
 SCHOOL: Green River CC

**CAREER HIGHLIGHTS:** **1998-** Was named the Bob Feller Award winner as being the Tribe's Pitcher of the Year in the organization... Led the league in saves and was 3<sup>rd</sup> in the minors (34)... Represented Kinston in the Carolina League All-Star Game and was named to the CL Post-Season All-Star Team... Ranked by *Baseball America* as being the best reliever in the Carolina League.

YEAR	CLUB	W	L	ERA	G	GS	CG	SHO	SV	IP	H	R	ER	BB	SO
1997	Kinston	4	4	2.25	39	0	0	0	2	72.0	58	22	18	33	90
1998	Kinston	1	1	2.33	53	0	0	0	*33	54.0	48	15	14	15	67
	Akron	0	0	0.00	2	0	0	0	1	3.0	1	0	0	1	5
<b>Minor Totals</b>		<b>5</b>	<b>5</b>	<b>2.23</b>	<b>94</b>	<b>0</b>	<b>0</b>	<b>0</b>	<b>36</b>	<b>129.0</b>	<b>107</b>	<b>37</b>	<b>32</b>	<b>49</b>	<b>162</b>

**ROBINSON, Adam****SS**

HEIGHT: 6-0 BATS: R BORN: June 28, 1975 in Hackensack, NJ  
 WEIGHT: 185 THROWS: R RESIDES: Long Valley, NJ  
 SIGNED BY: Ron Elam (OAK) OBTAINED: From Oakland for RHP Tim Worrell(7/31/98)  
 SCHOOL: Virginia

YEAR	CLUB	AVG	G	AB	R	H	2B	3B	HR	RBI	BB	SO	SB
1997	South Oregon	.272	68	250	41	68	13	2	3	27	28	68	13
1998	Visalia	.233	82	296	54	69	13	3	0	26	43	89	14
	Kinston	.165	24	91	9	15	3	0	3	8	11	22	4
<b>Minor Totals</b>		<b>.239</b>	<b>174</b>	<b>637</b>	<b>104</b>	<b>152</b>	<b>29</b>	<b>5</b>	<b>6</b>	<b>61</b>	<b>82</b>	<b>179</b>	<b>31</b>

**RODRIGUEZ, Wilson****OF**

HEIGHT: 5-11 BATS: R BORN: December 27, 1980 in Esperanza, DR  
 WEIGHT: 180 THROWS: R RESIDES: Esperanza, DR  
 SIGNED BY: Winston Llenas OBTAINED: Non-Drafted Free Agent (9/2/97)  
 SCHOOL: Liceo Ramon Mella

YEAR	CLUB	AVG.	G	AB	R	H	2B	3B	HR	RBI	BB	SO	SB
1998	Dom. Lge.	.300	62	220	40	66	13	3	4	58	22	35	7

\* League leader, # Tied for League lead

**ROJAS, Christian****OF**

HEIGHT: 6-1      BATS: R      BORN: June 23, 1975 in Santo Domingo, DR  
 WEIGHT: 170      THROWS: R      RESIDES: Santo Domingo, DR  
 SIGNED BY: Clay Daniel      OBTAINED: From Cincy in exchange  
 SCHOOL: N/A      for Rick Krivda(6/16/98)

**CAREER HIGHLIGHTS: 1998-** Was tied for the league lead in HR (12).

YEAR	CLUB	AVG	G	AB	R	H	2B	3B	HR	RBI	BB	SO	SB
1994	Princeton	.228	59	184	28	42	5	0	5	18	11	47	1
1995	Billings	.263	68	270	48	71	11	5	11	56	35	57	6
1996	Chston-WV	.218	129	468	71	102	27	3	12	70	46	147	6
1997	Burlington(Cin)	.239	101	348	53	83	17	3	16	56	33	106	7
1998	Burlington(Cin)	.284	40	141	27	40	5	2	8	20	9	33	5
	Watertown	.266	61	218	41	58	12	1	#12	46	25	63	6
<b>Minor Totals</b>		<b>.243</b>	<b>458</b>	<b>1629</b>	<b>268</b>	<b>396</b>	<b>77</b>	<b>14</b>	<b>64</b>	<b>266</b>	<b>159</b>	<b>453</b>	<b>31</b>

**ROSALES, Rudy****RHP**

HEIGHT: 6-3      BATS: R      BORN: July 9, 1976 in Tucson, AZ  
 WEIGHT: 220      THROWS: R      RESIDES: Tucson, AZ  
 SIGNED BY: Keith Boeck      OBTAINED: #28 Selection in June, 1998 Draft  
 SCHOOL: Pima CC

YEAR	CLUB	W	L	ERA	G	GS	CG	SHO	SV	IP	H	R	ER	BB	SO
1998	Burlington	0	0	13.50	1	0	0	0	0	2.0	6	3	3	1	0

**RUSSELL, Jake****CA**

HEIGHT: 5-11      BATS: R      BORN: March 2, 1974 in Pryor, OK  
 WEIGHT: 190      THROWS: R      RESIDES: Salina, OK  
 SIGNED BY: Jerry Lafferty      OBTAINED: Minor League Free Agent (2/21/97)  
 SCHOOL: Northeastern Oklahoma

**CAREER HIGHLIGHTS: 1999-** Had surgery to repair labral tear in right shoulder on 1/13 and 1/18... **1994-** Drafted by Phillies in 49<sup>th</sup> round.

YEAR	CLUB	AVG.	G	AB	R	H	2B	3B	HR	RBI	BB	SO	SB
1994	Martinsville	.277	37	101	24	28	4	1	1	10	31	23	2
1995	Batavia	.191	40	141	9	27	3	1	2	18	11	25	0
1996	Pine Bluff	.321	41	165	40	53	12	2	9	37	14	21	1
	Tennessee	.309	19	68	9	21	5	0	0	7	6	8	6
1997	Burlington	.256	27	86	20	22	2	0	3	17	14	21	0
	Watertown	.000	2	2	0	0	0	0	0	0	0	0	0
1998	Kinston	.128	15	39	1	5	2	0	1	1	0	13	0
<b>Minor Totals</b>		<b>.259</b>	<b>181</b>	<b>602</b>	<b>103</b>	<b>156</b>	<b>28</b>	<b>2</b>	<b>16</b>	<b>90</b>	<b>76</b>	<b>111</b>	<b>9</b>

**SABATHIA, Carsten (C.C.)****LHP**

HEIGHT: 6-7      BATS: L      BORN: July 21, 1980 in Vallejo, CA  
 WEIGHT: 235      THROWS: L      RESIDES: Vallejo, CA  
 SIGNED BY: Paul Cogan      OBTAINED: #1 Selection in June, 1998 Draft  
 (20th overall)

SCHOOL: Vallejo HS

**CAREER HIGHLIGHTS: 1998-** Was ranked by *Baseball America* as the Tribe's 2<sup>nd</sup> best prospect, 4<sup>th</sup> best prospect in the Appalachian League and has the best fastball in the Tribe organization according to the Durham based publication.

YEAR	CLUB	W	L	ERA	G	GS	CG	SHO	SV	IP	H	R	ER	BB	SO
1998	Burlington	1	0	4.50	5	5	0	0	0	18.0	20	14	9	8	35

**SADLER, Carl****LHP**

HEIGHT: 6-2      BATS: L      BORN: October 11, 1976 in Gainesville, FL  
 WEIGHT: 180      THROWS: L      RESIDES: Perry, FL  
 SIGNED BY: Hank Sargent (Mon)      OBTAINED: Minor League Free Agent (4/3/98)  
 SCHOOL: Taylor County HS

**CAREER HIGHLIGHTS: 1998-** Underwent surgery on left elbow to repair internal impingement on 7/7... Had ulnar nerve transposition surgery on left elbow on 9/16.

YEAR	CLUB	W	L	ERA	G	GS	CG	SHO	SV	IP	H	R	ER	BB	SO
1996	GCL Expos	2	2	3.89	17	3	0	0	1	37.0	41	24	16	12	24
1997	Vermont	2	2	4.21	7	6	0	0	0	36.1	33	20	17	23	27
	GCL Expos	0	2	4.35	9	3	0	0	0	20.2	26	11	10	5	14
1998	— INJURED - DID NOT PLAY —														
<b>Minor Totals</b>		<b>4</b>	<b>6</b>	<b>4.12</b>	<b>33</b>	<b>12</b>	<b>0</b>	<b>0</b>	<b>1</b>	<b>94.0</b>	<b>100</b>	<b>55</b>	<b>43</b>	<b>40</b>	<b>65</b>

\* League leader, # Tied for League lead

**SANCHEZ, Willmen****LHP**

HEIGHT: 5-11 BATS: L BORN: Feb. 19, 1979 in Charallaue, Maranda, VEN  
 WEIGHT: 170 THROWS: L RESIDES: Charallaue, Maranda, VEN  
 SIGNED BY: Luis Aponte OBTAINED: Non-Drafted Free Agent (9/1/96)  
 SCHOOL: N/A

YEAR	CLUB	W	L	ERA	G	GS	CG	SHO	SV	IP	H	R	ER	BB	SO
1997	Venez. Lge.	4	5	2.17	15	0	0	0	1	62.1	53	33	15	11	72
1998	Burlington	2	1	4.82	8	4	0	0	1	28.0	25	16	15	13	26
<b>Minor Totals</b>		<b>6</b>	<b>6</b>	<b>2.99</b>	<b>23</b>	<b>4</b>	<b>0</b>	<b>0</b>	<b>2</b>	<b>90.1</b>	<b>78</b>	<b>49</b>	<b>30</b>	<b>24</b>	<b>98</b>

**SANDERS, Frankie****RHP**

HEIGHT: 5-11 BATS: R BORN: August 27, 1975 in Sarasota, FL  
 WEIGHT: 165 THROWS: R RESIDES: Sarasota, FL  
 SIGNED BY: Mark Weidemaier OBTAINED: #13 Selection in June, 1995 draft  
 SCHOOL: Pasco-Hernando CC

**CAREER HIGHLIGHTS:** **1998-** Set new franchise records in starts and innings pitched...T2nd in innings pitched and was T1st in walks... **1997-** His 11 victories led all Tribe farmhands... **1996-** Named to the South Atlantic League All-Star Team...5th lowest ERA in the SAL.

YEAR	CLUB	W	L	ERA	G	GS	CG	SHO	SV	IP	H	R	ER	BB	SO
1995	Burlington	3	5	2.96	12	12	3	0	0	70.0	48	31	23	32	80
	Columbus	1	1	3.00	2	0	0	0	0	9.0	9	3	3	4	9
1996	Columbus	9	3	2.52	22	22	0	0	0	121.1	103	52	34	37	109
1997	Kinston	11	5	4.06	25	25	2	0	0	146.1	130	72	66	66	127
1998	Akron	11	8	3.48	29	29	2	1	0	186.1	175	82	72	#71	108
<b>Minor Totals</b>		<b>35</b>	<b>22</b>	<b>3.34</b>	<b>90</b>	<b>88</b>	<b>7</b>	<b>1</b>	<b>0</b>	<b>533.0</b>	<b>465</b>	<b>240</b>	<b>198</b>	<b>210</b>	<b>433</b>

**SANTA, Roberto****1B**

HEIGHT: 6-2 BATS: R BORN: March 10, 1980 in Azua, DR  
 WEIGHT: 190 THROWS: R RESIDES: Azua, DR  
 SIGNED BY: Winston Llenas OBTAINED: Non-Drafted Free Agent (5/22/97)  
 SCHOOL: N/A

**SANTANA, Osmany****OF**

HEIGHT: 5-11 BATS: L BORN: August 9, 1976 in Havana, Cuba  
 WEIGHT: 185 THROWS: L RESIDES: Hialeah, FL  
 SIGNED BY: Winston Llenas OBTAINED: Non-Drafted Free Agent (3/11/98)  
 SCHOOL: N/A

**CAREER HIGHLIGHTS:** **1998-** Had right knee surgery for torn ACL on 7/15 and left shoulder surgery on 10/21.

YEAR	CLUB	AVG	G	AB	R	H	2B	3B	HR	RBI	BB	SO	SB
1998	Watertown	.282	19	78	17	22	4	3	2	13	11	8	3

**SANTIAGO, Julio****CA**

HEIGHT: 5-11 BATS: R BORN: February 27, 1980 in Bonao, DR  
 WEIGHT: 160 THROWS: R RESIDES: Bonao, DR  
 SIGNED BY: Winston Llenas OBTAINED: Non-Drafted Free Agent (2/19/98)  
 SCHOOL: N/A

YEAR	CLUB	AVG.	G	AB	R	H	2B	3B	HR	RBI	BB	SO	SB
1998	Dom. Lge.	.218	34	101	19	22	3	0	3	15	10	24	4

**SANZ, Jorge****RHP**

HEIGHT: 6-1 BATS: R BORN: September 11, 1980 in Maracay, VEN  
 WEIGHT: 170 THROWS: R RESIDES: Turmero, Aragu, VEN  
 SIGNED BY: Luis Aponte OBTAINED: Non-Drafted Free Agent (7/27/98)  
 SCHOOL: N/A

**SCHMIDT, Jeffrey****RHP**

HEIGHT: 6-6      BATS: R      BORN: February 21, 1971 in Northfield, MN  
 WEIGHT: 205      THROWS: R      RESIDES: La Crosse, WI  
 SIGNED BY: Paul Robinson (CAL)      OBTAINED: Minor League Free Agent (1/7/99)  
 SCHOOL: Minnesota

**CAREER HIGHLIGHTS:** **1992-** First round pick (29<sup>th</sup> overall) of the California Angels.

YEAR	CLUB	W	L	ERA	G	GS	CG	SHO	SV	IP	H	R	ER	BB	SO
1992	Boise	1	6	4.47	11	11	0	0	0	52.1	55	41	26	18	41
1993	Cedar Rapids	3	14	4.90	26	25	3	0	0	152.1	166	105	83	58	107
1994	Lake Elsnor	1	5	4.11	39	11	0	0	12	92.0	94	54	42	28	70
1995	Midland	4	12	5.83	20	20	0	0	0	100.1	127	75	65	48	46
1996	California	2	0	7.88	9	0	0	0	0	8.0	13	9	7	8	2
	Vancouver	0	1	2.87	35	0	0	0	19	37.2	29	12	12	25	19
1997	Vancouver	1	2	5.32	27	0	0	0	10	22.0	22	14	13	20	14
1998	Vancouver	0	1	6.60	18	0	0	0	0	30.0	47	31	22	11	16
<b>Minor Totals</b>		<b>10</b>	<b>41</b>	<b>4.86</b>	<b>176</b>	<b>67</b>	<b>3</b>	<b>0</b>	<b>41</b>	<b>486.2</b>	<b>540</b>	<b>332</b>	<b>263</b>	<b>208</b>	<b>313</b>
<b>Major Totals</b>		<b>2</b>	<b>0</b>	<b>7.88</b>	<b>9</b>	<b>0</b>	<b>0</b>	<b>0</b>	<b>0</b>	<b>8.0</b>	<b>13</b>	<b>9</b>	<b>7</b>	<b>8</b>	<b>2</b>

**SCUTARO, Marcos****2B**

HEIGHT: 5-10      BATS: R      BORN: October 30, 1975 in San Felipe, Yaracuy, VEN  
 WEIGHT: 170      THROWS: R      RESIDES: San Felipe, Yaracuy, VEN  
 SIGNED BY: Luis Aponte      OBTAINED: Non-Drafted Free Agent (7/26/94)  
 SCHOOL: N/A

**CAREER HIGHLIGHTS:** **1998-** Named to the Eastern League's Post-Season All-Star team... Was 3<sup>rd</sup> in the league in batting and 5<sup>th</sup> in stolen bases... **1997-** Appeared in the Single-A All-Star Game... Ranked 2<sup>nd</sup> among Tribe farmhands in stolen bases.

YEAR	CLUB	AVG	G	AB	R	H	2B	3B	HR	RBI	BB	SO	SB
1995	Dom. Lge.	.393	66	262	71	103	18	6	0	38	20	11	32
1996	Columbus	.251	85	315	66	79	12	3	10	45	38	86	6
1997	Kinston	.272	97	378	58	103	17	6	10	59	35	72	23
	Buffalo	.263	21	57	8	15	3	0	1	6	6	8	0
1998	Akron	.316	124	462	68	146	27	6	11	62	47	71	33
	Buffalo	.231	8	26	3	6	3	0	0	4	0	2	0
<b>Minor Totals</b>		<b>.301</b>	<b>401</b>	<b>1500</b>	<b>274</b>	<b>452</b>	<b>80</b>	<b>21</b>	<b>32</b>	<b>214</b>	<b>146</b>	<b>250</b>	<b>94</b>

**SELBY, Bill****INF**

HEIGHT: 5-9      BATS: L      BORN: June 11, 1970 in Monroeville, MI  
 WEIGHT: 190      THROWS: R      RESIDES: Walls, MS  
 SIGNED BY: N/A      OBTAINED: Minor League Free Agent (2/1/98)  
 SCHOOL: Southern Mississippi

YEAR	CLUB	AVG.	G	AB	R	H	2B	3B	HR	RBI	BB	SO	SB
1992	Elmira	.262	73	275	38	72	16	1	10	41	31	53	4
1993	Lynchburg	.251	113	394	57	99	22	1	7	38	24	66	1
1994	Lynchburg	.310	97	352	58	109	20	2	19	69	28	62	3
1995	Trenton	.286	117	451	64	129	29	2	13	68	46	52	4
1996	Boston	.274	40	95	12	26	4	0	3	6	9	11	1
	Pawtucket	.254	71	260	39	66	14	5	11	47	22	39	0
1997	— PLAYED IN JAPAN —												
1998	Akron	.390	20	77	15	30	7	1	3	10	3	11	0
	Buffalo	.254	97	334	45	85	23	0	14	52	38	50	3
<b>Minor Totals</b>		<b>.275</b>	<b>623</b>	<b>2250</b>	<b>331</b>	<b>618</b>	<b>136</b>	<b>12</b>	<b>78</b>	<b>343</b>	<b>207</b>	<b>349</b>	<b>15</b>
<b>Major Totals</b>		<b>.274</b>	<b>40</b>	<b>95</b>	<b>12</b>	<b>26</b>	<b>4</b>	<b>0</b>	<b>3</b>	<b>6</b>	<b>9</b>	<b>11</b>	<b>1</b>

**SEXTON, Jeff****RHP**

HEIGHT: 6-2      BATS: R      BORN: October 4, 1971 in Westminster, CA  
 WEIGHT: 190      THROWS: R      RESIDES: Kingston, OK  
 SIGNED BY: Jim Richardson      OBTAINED: Non-Drafted Free Agent (6/22/93)  
 SCHOOL: SE Oklahoma State

**CAREER HIGHLIGHTS: 1998-** He did not allow an earned run over his first 35.2IP (longest in the minors in '98)...Appeared in the Double-A All-Star Game...

YEAR	CLUB	W	L	ERA	G	GS	CG	SHO	SV	IP	H	R	ER	BB	SO
1993	Watertown	1	1	2.67	17	1	1	1	2	33.2	35	15	10	10	30
1994	Columbus	1	0	3.60	14	2	0	0	1	30.0	17	13	12	9	35
	Watertown	1	0	0.39	10	0	0	0	3	23.0	19	3	1	7	16
1995	Columbus	6	2	2.19	14	13	2	2	0	82.1	66	27	20	16	71
	Kinston	5	1	2.53	8	8	2	1	0	57.0	52	17	16	7	41
1996	Canton-Akron	2	4	5.11	9	9	0	0	0	49.1	45	29	28	23	34
1997	Akron	2	0	4.75	16	3	0	0	1	47.1	55	27	25	15	38
	Buffalo	2	1	5.32	15	0	0	0	0	23.2	17	14	14	12	15
1998	Akron	4	2	1.57	27	0	0	0	11	57.1	41	12	10	19	49
	Buffalo	0	0	4.07	21	0	0	0	1	24.1	25	16	11	15	15
<b>Minor Totals</b>		<b>24</b>	<b>11</b>	<b>3.09</b>	<b>151</b>	<b>36</b>	<b>5</b>	<b>4</b>	<b>19</b>	<b>428.0</b>	<b>372</b>	<b>173</b>	<b>147</b>	<b>133</b>	<b>344</b>

**SIDO, Wilson****RHP**

HEIGHT: 6-2      BATS: R      BORN: June 18, 1976 in Uvilla, Baoruco, DR  
 WEIGHT: 178      THROWS: R      RESIDES: Barahona, DR  
 SIGNED BY: Winston Llenas      OBTAINED: Non-Drafted Free Agent (7/2/98)  
 SCHOOL: N/A

YEAR	CLUB	W	L	ERA	G	GS	CG	SHO	SV	IP	H	R	ER	BB	SO
1998	Columbus	2	0	2.55	4	4	0	0	0	24.2	17	7	7	8	27

**SILVA, Troy****RHP**

HEIGHT: 6-1      BATS: R      BORN: October 15, 1975 in San Luis Obispo, CA  
 WEIGHT: 205      THROWS: R      RESIDES: Atascadero, CA  
 SIGNED BY: Steve Avila      OBTAINED: #18 Selection in June, 1997 Draft  
 SCHOOL: Lewis & Clark State College

**CAREER HIGHLIGHTS: 1998-** Did not allow a run in four straight starts which included 33.1 innings of pitching scoreless ball...Streak was second in the minors behind Jeff Sexton's 35.2IP.

YEAR	CLUB	W	L	ERA	G	GS	CG	SHO	SV	IP	H	R	ER	BB	SO
1997	Burlington	1	1	3.54	20	0	0	0	3	40.2	35	22	16	18	50
1998	Columbus	4	3	3.33	16	12	1	1	0	75.2	66	29	28	32	84
<b>Minor Totals</b>		<b>5</b>	<b>4</b>	<b>3.40</b>	<b>36</b>	<b>12</b>	<b>1</b>	<b>1</b>	<b>3</b>	<b>116.1</b>	<b>101</b>	<b>51</b>	<b>44</b>	<b>50</b>	<b>134</b>

**SMITH, Casey****CA**

HEIGHT: 6-3      BATS: R      BORN: May 7, 1977 in Dallas, TX  
 WEIGHT: 200      THROWS: R      RESIDES: Carrollton, TX  
 SIGNED BY: Jim Stevenson      OBTAINED: #51 Selection in June, 1996 Draft  
 SCHOOL: Hill JC

YEAR	CLUB	AVG	G	AB	R	H	2B	3B	HR	RBI	BB	SO	SB
1997	Columbus	.333	13	36	6	12	0	0	1	3	8	15	0
	Burlington	.351	19	77	8	27	2	0	2	9	3	22	1
1998	Watertown	.186	67	226	22	42	6	1	3	23	15	65	4
<b>Minor Totals</b>		<b>.239</b>	<b>99</b>	<b>339</b>	<b>36</b>	<b>81</b>	<b>8</b>	<b>1</b>	<b>6</b>	<b>35</b>	<b>26</b>	<b>102</b>	<b>5</b>

**SORENSEN, Zach****INF**

HEIGHT: 6-0      BATS: S      BORN: January 3, 1977 in Salt Lake City, UT  
 WEIGHT: 190      THROWS: R      RESIDES: Mesquite, NV  
 SIGNED BY: Steve Abney      OBTAINED: #2 Selection in June, 1998 Draft  
 SCHOOL: Wichita State

**CAREER HIGHLIGHTS: 1998-** Ranked by *Baseball America* as the 15<sup>th</sup> best prospect in the Indians organization and 8<sup>th</sup> best prospect in the NYPL...

YEAR	CLUB	AVG	G	AB	R	H	2B	3B	HR	RBI	BB	SO	SB
1998	Watertown	.300	53	200	38	60	7	8	4	26	35	35	14

**SPENSER, Kaipo****RHP**

HEIGHT: 6-3 BATS: R  
 WEIGHT: 220 THROWS: R  
 SIGNED BY: Keith Boeck  
 SCHOOL: Arizona State

BORN: August 4, 1975 in Wailuku, HI  
 RESIDES: Phoenix, AZ  
 OBTAINED: #16 Selection in June, 1996 Draft

**CAREER HIGHLIGHTS:** **1997-** Missed entire campaign after having surgery to repair the ulnar collateral ligament in his right elbow.

YEAR	CLUB	W	L	ERA	G	GS	CG	SHO	SV	IP	H	R	ER	BB	SO
1998	Columbus	1	7	6.22	11	11	0	0	0	55.0	66	49	38	32	36
	Kinston	2	6	3.76	13	13	0	0	0	67.0	74	30	28	23	31
<b>Minor Totals</b>		<b>3</b>	<b>13</b>	<b>4.87</b>	<b>24</b>	<b>24</b>	<b>0</b>	<b>0</b>	<b>0</b>	<b>122.0</b>	<b>140</b>	<b>79</b>	<b>66</b>	<b>55</b>	<b>67</b>

**SPIEGEL, Mike****LHP**

HEIGHT: 6-5 BATS: L  
 WEIGHT: 200 THROWS: L  
 SIGNED BY: Paul Cogan  
 SCHOOL: Sacramento City C.C.

BORN: November 24, 1975 in Sacramento, CA  
 RESIDES: Carmichael, CA  
 OBTAINED: #41 Selection in June, 1995 Draft

YEAR	CLUB	W	L	ERA	G	GS	CG	SHO	SV	IP	H	R	ER	BB	SO
1996	Burlington	1	0	3.74	14	0	0	0	0	21.2	19	12	9	12	14
1997	Columbus	0	0	3.60	2	2	0	0	0	10.0	6	4	4	5	6
1998	Watertown	1	0	0.00	1	1	0	0	0	6.0	2	1	0	5	7
	Columbus	5	6	6.20	13	13	0	0	0	65.1	75	53	45	34	61
<b>Minor Totals</b>		<b>7</b>	<b>6</b>	<b>5.07</b>	<b>30</b>	<b>16</b>	<b>0</b>	<b>0</b>	<b>0</b>	<b>103.0</b>	<b>102</b>	<b>70</b>	<b>58</b>	<b>56</b>	<b>88</b>

**STANTON, Rob****OF**

HEIGHT: 6-5 BATS: R  
 WEIGHT: 225 THROWS: R  
 SIGNED BY: Jesse Flores  
 SCHOOL: Rollins College

BORN: April 18, 1975 in Oaklyn, NJ  
 RESIDES: Winter Springs, FL  
 OBTAINED: #8 Selection in June, 1996 Draft

**CAREER HIGHLIGHTS:** **1998-** Had surgery on his right shoulder to repair a labral tear on 1/27 and 6/16.

YEAR	CLUB	AVG	G	AB	R	H	2B	3B	HR	RBI	BB	SO	SB
1996	Watertown	.185	44	146	19	27	5	0	3	20	15	49	0
1997	Watertown	.270	55	189	21	51	11	4	5	34	20	72	4
1998		— INJURED - DID NOT PLAY —											
<b>Minor Totals</b>		<b>.233</b>	<b>99</b>	<b>335</b>	<b>40</b>	<b>78</b>	<b>16</b>	<b>4</b>	<b>8</b>	<b>54</b>	<b>35</b>	<b>121</b>	<b>4</b>

**STUMBERGER, Darren****1B**

HEIGHT: 6-3 BATS: R  
 WEIGHT: 202 THROWS: R  
 SIGNED BY: Don Jacoby  
 SCHOOL: South Florida

BORN: April 11, 1973 in West Nyack, NY  
 RESIDES: Boca Raton, FL  
 OBTAINED: #19 Selection in June, 1994 Draft

**CAREER HIGHLIGHTS:** **1998-** Led the Eastern League in hits, T2nd in doubles and 6<sup>th</sup> in batting... Set new franchise records in games (139), AB (545) and doubles (39)... **1997-** Appeared in the Single-A All-Star Game and was named to the Carolina League All-Star Team... Ranked 4<sup>th</sup> in the league in hits... **1996-** Ranked among the South Atlantic League Leaders in AVG (2<sup>nd</sup>), HR (T3<sup>rd</sup>), hits (4<sup>th</sup>)... Was named to South Atlantic League's Mid-Season and Post-Season All-Star Teams... **1994-** Finished T4<sup>th</sup> in NYPL in HR and RBI... Named 2<sup>nd</sup> team All-NYPL.

YEAR	CLUB	AVG	G	AB	R	H	2B	3B	HR	RBI	BB	SO	SB
1994	Watertown	.258	69	256	47	66	13	1	10	52	35	56	0
1995	Columbus	.270	127	448	62	121	27	0	11	57	56	72	3
1996	Columbus	.310	129	471	77	146	30	3	22	89	53	72	0
1997	Kinston	.283	133	502	72	142	30	0	15	79	60	88	1
1998	Akron	.301	139	545	83	*164	39	2	10	76	56	79	1
<b>Minor Totals</b>		<b>.288</b>	<b>597</b>	<b>2222</b>	<b>341</b>	<b>639</b>	<b>139</b>	<b>6</b>	<b>68</b>	<b>353</b>	<b>260</b>	<b>367</b>	<b>5</b>

**SUTTLES, Donnie****RHP**

HEIGHT: 6-2 BATS: R  
 WEIGHT: 185 THROWS: R  
 SIGNED BY: Kasey McKeon  
 SCHOOL: Western Carolina University

BORN: January 8, 1977 in Marion, NC  
 RESIDES: Marion, NC  
 OBTAINED: #12 Selection in June, 1998 Draft

**CAREER HIGHLIGHTS:** **1998-** Finished 4<sup>th</sup> in the Appalachian League in ERA.

YEAR	CLUB	W	L	ERA	G	GS	CG	SHO	SV	IP	H	R	ER	BB	SO
1998	Burlington	5	3	2.87	12	11	0	0	0	62.2	40	23	20	49	77

**SWINBURNSON, Tyler****RHP**

HEIGHT: 6-4      BATS: R      BORN: August 5, 1975 in La Mesa, CA  
 WEIGHT: 200      THROWS: R      RESIDES: Blaine, WA  
 SIGNED BY: Steve Avila      OBTAINED: #15 Selection in June, 1997 Draft  
 SCHOOL: Oregon State

YEAR	CLUB	W	L	ERA	G	GS	CG	SHO	SV	IP	H	R	ER	BB	SO
1997	Watertown	3	2	4.62	25	0	0	0	5	39.0	40	26	20	24	38
1998	Watertown	0	1	5.01	17	0	0	0	4	32.1	30	21	18	23	29
<b>Minor Totals</b>		<b>3</b>	<b>3</b>	<b>4.79</b>	<b>42</b>	<b>0</b>	<b>0</b>	<b>0</b>	<b>9</b>	<b>71.1</b>	<b>70</b>	<b>47</b>	<b>38</b>	<b>47</b>	<b>67</b>

**TATIS, Juan De Jesus****RHP**

HEIGHT: 6-0      BATS: R      BORN: March 30, 1980 in Montecristi, DR  
 WEIGHT: 170      THROWS: R      RESIDES: Montecristi, DR  
 SIGNED BY: Winston Llenas      OBTAINED: Non-Drafted Free Agent (5/27/97)  
 SCHOOL: N/A

YEAR	CLUB	W	L	ERA	G	GS	CG	SHO	SV	IP	H	R	ER	BB	SO
1997	Dom. Lge.	3	4	5.19	22	0	0	0	1	67.2	78	58	39	20	27
1998	Dom. Lge.	4	3	5.44	18	0	0	0	2	44.2	45	32	27	17	23
<b>Minor Totals</b>		<b>7</b>	<b>7</b>	<b>5.29</b>	<b>40</b>	<b>0</b>	<b>0</b>	<b>0</b>	<b>3</b>	<b>112.1</b>	<b>123</b>	<b>90</b>	<b>66</b>	<b>37</b>	<b>50</b>

**TAVAREZ, Juan****RHP**

HEIGHT: 6-0      BATS: R      BORN: September 5, 1981 in Santiago, DR  
 WEIGHT: 175      THROWS: R      RESIDES: Santiago, DR  
 SIGNED BY: Winston Llenas      OBTAINED: Non-Drafted Free Agent (7/29/98)  
 SCHOOL: N/A

**TAVERAS, Frank****INF**

HEIGHT: 6-1      BATS: L      BORN: September 6, 1975 in Santiago, DR  
 WEIGHT: 158      THROWS: R      RESIDES: Santiago, DR  
 SIGNED BY: Winston Llenas      OBTAINED: Non-Drafted Free Agent (4/13/93)  
 SCHOOL: N/A

YEAR	CLUB	AVG.	G	AB	R	H	2B	3B	HR	RBI	BB	SO	SB
1993	Dom. Lge.	.250	27	92	15	23	3	1	0	7	7	22	5
1994	Dom. Lge.	.254	50	185	31	47	10	3	1	16	17	22	5
1995	Dom. Lge.	.254	65	236	42	60	11	7	1	44	22	46	9
1996	Burlington	.236	46	161	18	38	4	0	3	15	6	50	6
1997	Burlington	.263	56	194	29	51	10	3	2	34	16	56	11
1998	Columbus	.260	84	281	31	73	12	2	5	33	10	71	1
	Akron	.500	2	4	2	2	0	0	0	0	1	1	0
<b>Minor Totals</b>		<b>.255</b>	<b>330</b>	<b>1153</b>	<b>168</b>	<b>294</b>	<b>50</b>	<b>16</b>	<b>12</b>	<b>149</b>	<b>79</b>	<b>268</b>	<b>37</b>

**TAYLOR, Adam****CA**

HEIGHT: 5-11      BATS: R      BORN: March 14, 1974 in Jackson, MI  
 WEIGHT: 195      THROWS: R      RESIDES: Chelsea, MI  
 SIGNED BY: Keith Boeck      OBTAINED: #23 Selection in June, 1996 Draft  
 SCHOOL: New Mexico

YEAR	CLUB	AVG	G	AB	R	H	2B	3B	HR	RBI	BB	SO	SB
1996	Watertown	.184	49	147	25	27	5	0	7	27	36	57	1
1997	Watertown	.221	50	149	27	33	8	2	7	33	25	54	1
	Columbus	.187	47	123	14	23	3	3	1	16	24	66	1
1998	Kinston	.167	7	18	2	3	0	0	1	3	2	8	0
	Akron	.200	3	10	0	2	0	0	0	1	1	6	0
<b>Minor Totals</b>		<b>.197</b>	<b>156</b>	<b>447</b>	<b>68</b>	<b>88</b>	<b>16</b>	<b>5</b>	<b>16</b>	<b>80</b>	<b>88</b>	<b>191</b>	<b>3</b>

\* League leader, # Tied for League lead

**THOMAS, Greg****1B**

HEIGHT: 6-3      BATS: L      BORN: July 19, 1972 in Miami, FL  
 WEIGHT: 200      THROWS: L      RESIDES: Orlando, FL  
 SIGNED BY: Buddy Mercado      OBTAINED: #9 Selection in June, 1993 Draft  
 SCHOOL: Vanderbilt

**CAREER HIGHLIGHTS:** 1993- Led NYPL with 63RBI and 34 extra-base hits, was 3<sup>rd</sup> in hits, 5<sup>th</sup> in doubles and 6<sup>th</sup> in average...Named to the NYPL Post-Season All-Star Team.

YEAR	CLUB	AVG	G	AB	R	H	2B	3B	HR	RBI	BB	SO	SB
1993	Watertown	.307	73	277	48	85	20	5	9	*63	27	47	3
1994	Kinston	.191	103	351	46	67	14	2	15	42	26	97	5
1995	Kinston	.219	102	329	32	72	21	0	11	43	25	98	0
1996	Canton-Akrn	.279	97	301	44	84	14	4	13	55	26	56	2
1997	Buffalo	.077	11	13	1	1	1	0	0	2	3	6	0
	Akron	.244	67	242	27	59	13	2	7	42	29	50	2
1998	Akron	.217	64	226	34	49	6	3	10	37	18	75	2
	Buffalo	.091	4	11	1	1	1	0	0	2	1	5	0
<b>Minor Totals</b>		<b>.239</b>	<b>521</b>	<b>1750</b>	<b>233</b>	<b>418</b>	<b>90</b>	<b>16</b>	<b>65</b>	<b>286</b>	<b>155</b>	<b>434</b>	<b>14</b>

**THOMPSON, Eric****OF**

HEIGHT: 6-0      BATS: L      BORN: May 1, 1979 in Fayetteville, NC  
 WEIGHT: 170      THROWS: L      RESIDES: Fayetteville, NC  
 SIGNED BY: Kasey McKeon      OBTAINED: #4 Selection in June, 1997 Draft  
 SCHOOL: Westover HS

**CAREER HIGHLIGHTS:** 1998- Ranked by *Baseball America* as the being the fastest baserunner in the Indians organization.

YEAR	CLUB	AVG	G	AB	R	H	2B	3B	HR	RBI	BB	SO	SB
1998	Burlington	.211	55	175	27	37	6	1	0	18	14	54	10

**TOMMASSI, Carlos****RHP**

HEIGHT: 6-0      BATS: R      BORN: March 15, 1980 in El Tigre, VEN  
 WEIGHT: 175      THROWS: R      RESIDES: Anzoategui, VEN  
 SIGNED BY: Luis Aponte      OBTAINED: Non-Drafted Free Agent (7/3/97)  
 SCHOOL: N/A

YEAR	CLUB	W	L	ERA	G	GS	CG	SHO	SV	IP	H	R	ER	BB	SO
1998	Venez. Lge.	4	3	1.19	15	9	1	0	0	60.1	49	21	8	15	49

**TURNBOW, Mark****RHP**

HEIGHT: 6-3      BATS: R      BORN: November 26, 1978 in Jackson, TN  
 WEIGHT: 205      THROWS: R      RESIDES: Saitillo, TN  
 SIGNED BY: Max Semler      OBTAINED: #7 Selection in June, 1997 Draft  
 SCHOOL: Hardin County HS

**CAREER HIGHLIGHTS:** 1997- Was T2nd in Appalachian League in wins and 5<sup>th</sup> in ERA.

YEAR	CLUB	W	L	ERA	G	GS	CG	SHO	SV	IP	H	R	ER	BB	SO
1997	Burlington	8	2	2.78	13	13	0	0	0	74.1	49	25	23	18	53
1998	Columbus	6	5	4.07	16	16	1	0	0	90.2	94	47	41	26	73
<b>Minor Totals</b>		<b>14</b>	<b>7</b>	<b>3.49</b>	<b>29</b>	<b>29</b>	<b>1</b>	<b>0</b>	<b>0</b>	<b>165.0</b>	<b>143</b>	<b>72</b>	<b>64</b>	<b>44</b>	<b>126</b>

**UPSHAW, Ryan****OF**

HEIGHT: 6-0      BATS: R      BORN: January 21, 1975 in Beaumont, TX  
 WEIGHT: 200      THROWS: R      RESIDES: Humble, TX  
 SIGNED BY: Keith Boeck      OBTAINED: #25 Selection in June, 1997 Draft  
 SCHOOL: New Mexico State

YEAR	CLUB	AVG	G	AB	R	H	2B	3B	HR	RBI	BB	SO	SB
1997	Watertown	.242	41	132	26	32	7	1	3	21	27	31	3
1998	Watertown	.257	70	257	43	66	17	0	7	39	32	56	7
<b>Minor Totals</b>		<b>.252</b>	<b>111</b>	<b>389</b>	<b>69</b>	<b>98</b>	<b>24</b>	<b>1</b>	<b>10</b>	<b>60</b>	<b>59</b>	<b>87</b>	<b>10</b>

**VAEL, Robert****RHP**

HEIGHT: 6-3      BATS: R      BORN: January 8, 1976 in Surrey, B.C., CAN  
 WEIGHT: 200      THROWS: R      RESIDES: Surrey, B.C., CAN  
 SIGNED BY: Keith Boeck      OBTAINED: #2 Selection in June, 1997 Draft  
 SCHOOL: Eastern Utah J.C.

YEAR	CLUB	W	L	ERA	G	GS	CG	SHO	SV	IP	H	R	ER	BB	SO
1997	Watertown	1	4	4.62	12	12	1	0	0	62.1	63	38	32	30	47
1998	Watertown	4	3	4.12	12	9	0	0	0	54.2	56	25	25	16	52
	Columbus	0	6	10.29	9	9	0	0	0	42.0	65	51	48	21	35
<b>Minor Totals</b>		<b>5</b>	<b>13</b>	<b>5.94</b>	<b>33</b>	<b>30</b>	<b>1</b>	<b>0</b>	<b>0</b>	<b>159.0</b>	<b>184</b>	<b>114</b>	<b>105</b>	<b>67</b>	<b>134</b>

**VALDEZ, Alfredo****RHP**

HEIGHT: 6-2      BATS: R      BORN: December 3, 1980 in Santo Domingo, DR  
 WEIGHT: 190      THROWS: R      RESIDES: Santo Domingo, DR  
 SIGNED BY: Winston Llenas      OBTAINED: Non-Drafted Free Agent (6/3/98)  
 SCHOOL: N/A

YEAR	CLUB	W	L	ERA	G	GS	CG	SHO	SV	IP	H	R	ER	BB	SO
1998	Dom. Lge.	1	0	4.06	11	5	0	0	1	31.0	34	23	14	27	25

**VARGAS, Jose****RHP**

HEIGHT: 6-0      BATS: R      BORN: March 25, 1977 in Barahona, DR  
 WEIGHT: 175      THROWS: R      RESIDES: Barahona, DR  
 SIGNED BY: Winston Llenas      OBTAINED: Non-Drafted Free Agent (7/2/98)  
 SCHOOL: N/A

YEAR	CLUB	W	L	ERA	G	GS	CG	SHO	SV	IP	H	R	ER	BB	SO
1998	Watertown	2	2	1.45	5	5	1	0	0	31.0	28	14	5	7	22

**VASQUEZ, Antonio****RHP**

HEIGHT: 5-11      BATS: R      BORN: January 17, 1977 in Porlamar, VEN  
 WEIGHT: 165      THROWS: R      RESIDES: Porlamar, VEN  
 SIGNED BY: Luis Aponte      OBTAINED: Non-Drafted Free Agent (9/12/95)  
 SCHOOL: N/A

**CAREER HIGHLIGHTS:** **1998-** Underwent surgery 6/16 to repair a labral tear in his left shoulder... **1997-** Underwent surgery 9/10 to repair a labral tear in his left shoulder.

YEAR	CLUB	W	L	ERA	G	GS	CG	SHO	SV	IP	H	R	ER	BB	SO
1996	Venez. Lge.	7	1	4.08	14	14	1	0	0	86.0	84	49	39	30	53
1997	Watertown	1	1	6.75	3	0	0	0	0	8.0	13	7	6	6	6
1997	Burlington	2	0	2.81	12	0	0	0	1	25.2	23	13	8	13	20
1998										— INJURED - DID NOT PLAY —					
<b>Minor Totals</b>		<b>10</b>	<b>2</b>	<b>3.99</b>	<b>29</b>	<b>14</b>	<b>1</b>	<b>0</b>	<b>1</b>	<b>119.2</b>	<b>120</b>	<b>69</b>	<b>53</b>	<b>49</b>	<b>79</b>

**VIERRA, Joseph****LHP**

HEIGHT: 5-7      BATS: L      BORN: January 31, 1966 in Honolulu, HI  
 WEIGHT: 170      THROWS: L      RESIDES: Kahului, HI  
 SIGNED BY: N/A      OBTAINED: Minor League Free Agent (1/12/99)  
 SCHOOL: Hawaii- Manoa

YEAR	CLUB	W	L	ERA	G	GS	CG	SHO	SV	IP	H	R	ER	BB	SO
1987	Tampa	1	1	10.13	9	0	0	0	1	8.0	14	11	9	3	7
	Reds	1	2	0.86	14	0	0	0	8	21.0	11	4	2	5	29
1988	Greensboro	2	1	2.40	34	0	0	0	7	41.1	30	13	11	8	42
1989	Cedar Raps	5	3	1.70	47	0	0	0	7	74.1	43	22	14	20	81
1990	Nashville	3	3	3.28	49	0	0	0	1	57.2	55	25	21	25	37
1991	Nashville	5	4	4.33	62	2	0	0	2	95.2	81	60	46	43	84
1992	Chattanooga	1	0	0.00	1	1	0	0	0	6.0	5	0	0	0	3
	Nashville	4	1	2.98	52	3	0	0	0	81.2	65	29	27	28	62
1993	San Antonio	1	0	5.40	9	0	0	0	1	11.2	14	7	7	4	6
	Albuquerque	0	4	4.91	29	0	0	0	1	33.0	38	22	18	18	24
1994	Birmingham	4	2	2.97	27	6	1	1	1	66.2	60	23	22	19	63
	Nashville	0	0	3.80	19	0	0	0	3	21.1	25	11	9	11	18
1995	Nashville	2	2	4.17	56	1	0	0	4	58.1	47	28	27	19	57
1996	Okla City	0	1	9.64	4	0	0	0	0	4.2	7	7	5	2	4
<b>Minor Totals</b>		<b>29</b>	<b>24</b>	<b>3.38</b>	<b>412</b>	<b>13</b>	<b>1</b>	<b>1</b>	<b>36</b>	<b>581.1</b>	<b>495</b>	<b>262</b>	<b>218</b>	<b>205</b>	<b>517</b>

**WADE, Matt****RHP**

HEIGHT: 6-2 BATS: R  
 WEIGHT: 195 THROWS: R  
 SIGNED BY: Mark Germann  
 SCHOOL: Parkview HS

BORN: January 14, 1980 in Rockdale County, GA  
 RESIDES: Lilburn, GA  
 OBTAINED: #13 Selection in June, 1998 Draft

**WAGNER, Ken****RHP**

HEIGHT: 6-4 BATS: R  
 WEIGHT: 218 THROWS: R  
 SIGNED BY: Gary Tuck  
 SCHOOL: Florida Atlantic University

BORN: August 3, 1974 in W. Palm Beach, FL  
 RESIDES: W. Palm Beach, FL  
 OBTAINED: #24 Selection in 24<sup>th</sup> round, 1995 draft

**CAREER HIGHLIGHTS:** 1998- Represented Columbus in the South Atlantic League All-Star Game.

YEAR	CLUB	W	L	ERA	G	GS	CG	SHO	SV	IP	H	R	ER	BB	SO
1995	Burlington	5	5	3.16	13	12	0	0	0	68.1	54	34	24	23	80
1996	Watertown	2	3	2.20	21	1	0	0	5	45.0	32	12	11	20	47
1997	Columbus	6	4	4.96	48	0	0	0	11	85.1	80	50	47	37	92
1998	Columbus	4	2	2.51	33	0	0	0	3	71.2	55	25	20	20	92
	Kinston	1	2	3.00	10	0	0	0	1	21.0	15	8	7	10	18
<b>Minor Totals</b>		<b>18</b>	<b>16</b>	<b>3.37</b>	<b>125</b>	<b>13</b>	<b>0</b>	<b>0</b>	<b>20</b>	<b>291.1</b>	<b>236</b>	<b>129</b>	<b>109</b>	<b>110</b>	<b>329</b>

**WATSON, Mark****LHP**

HEIGHT: 6-4 BATS: R  
 WEIGHT: 215 THROWS: L  
 SIGNED BY: Ron Rizzi  
 SCHOOL: Georgia

BORN: January 23, 1974 in Atlanta, GA  
 RESIDES: Atlanta, GA  
 OBTAINED: From MIL for RHP Ben McDonald (3/12/98)

**CAREER HIGHLIGHTS:** 1996- Signed as a non-drafted free agency by Milwaukee, 6/16.

YEAR	CLUB	W	L	ERA	G	GS	CG	SHO	SV	IP	H	R	ER	BB	SO
1996	Helena	5	2	4.77	13	13	0	0	0	60.1	59	43	32	28	68
1997	Ogden	4	3	4.15	10	10	1	0	0	47.2	44	26	22	19	49
	Beloit	0	3	6.68	8	7	0	0	0	32.1	40	33	24	20	33
1998	Columbus	3	4	4.05	31	12	1	0	0	97.2	95	53	44	32	77
	Kinston	0	1	0.00	1	1	0	0	0	6.1	3	4	0	2	8
<b>Minor Totals</b>		<b>12</b>	<b>13</b>	<b>4.49</b>	<b>63</b>	<b>43</b>	<b>2</b>	<b>0</b>	<b>0</b>	<b>244.1</b>	<b>241</b>	<b>159</b>	<b>122</b>	<b>101</b>	<b>235</b>

**WEIDERT, Chris****RHP**

HEIGHT: 6-3 BATS: R  
 WEIGHT: 215 THROWS: R  
 SIGNED BY: N/A  
 SCHOOL: Butler County

BORN: April 3, 1974  
 RESIDES: Emporia, KS  
 OBTAINED: Minor League Free Agent (1/12/99)

**WHEELER, Johnnie****LHP**

HEIGHT: 6-3 BATS: L  
 WEIGHT: 175 THROWS: L  
 SIGNED BY: Jim Stevenson  
 SCHOOL: Connors State

BORN: December 24, 1977 in Claremore, OK  
 RESIDES: Bristow, OK  
 OBTAINED: #8 Selection in June, 1997 Draft

**CAREER HIGHLIGHTS:** 1998- Underwent surgery 6/17 on his left elbow.

YEAR	CLUB	W	L	ERA	G	GS	CG	SHO	SV	IP	H	R	ER	BB	SO
1997	Burlington	2	0	2.08	6	0	0	0	0	13.0	10	3	3	6	12
1998		— INJURED - DID NOT PLAY —													

**WHITAKER, Chad****OF**

HEIGHT: 6-2 BATS: L  
 WEIGHT: 190 THROWS: R  
 SIGNED BY: Gary Tuck  
 SCHOOL: St. Thomas Aquinas HS

BORN: September 16, 1976 in Hollywood, FL  
 RESIDES: Ft. Lauderdale, FL  
 OBTAINED: #3 Selection in June, 1995 Draft

YEAR	CLUB	AVG	G	AB	R	H	2B	3B	HR	RBI	BB	SO	SB
1995	Burlington	.238	47	181	20	43	13	1	5	27	14	59	2
1996	Columbus	.235	66	234	32	55	10	1	12	29	25	80	2
1997	Columbus	.273	109	432	48	118	25	2	12	72	23	144	3
1998	Kinston	.215	127	455	46	98	25	0	10	48	34	148	16
<b>Minor Totals</b>		<b>.241</b>	<b>349</b>	<b>1302</b>	<b>146</b>	<b>314</b>	<b>73</b>	<b>4</b>	<b>39</b>	<b>176</b>	<b>96</b>	<b>431</b>	<b>23</b>

**WHITE, Matt****LHP**

HEIGHT: 6-1 BATS: R BORN: August 19, 1977 in Pittsfield, MA  
 WEIGHT: 180 THROWS: L RESIDES: Windsor, MA  
 SIGNED BY: Kasey McKeon OBTAINED: #15 Selection in June, 1998 Draft  
 SCHOOL: Clemson

YEAR	CLUB	W	L	ERA	G	GS	CG	SHO	SV	IP	H	R	ER	BB	SO
1998	Watertown	3	2	4.28	6	6	0	0	0	27.1	31	19	13	11	24
	Burlington	4	1	1.94	8	8	0	0	0	46.1	34	14	10	24	47
<b>Minor Totals</b>		<b>7</b>	<b>3</b>	<b>2.81</b>	<b>14</b>	<b>14</b>	<b>0</b>	<b>0</b>	<b>0</b>	<b>73.2</b>	<b>65</b>	<b>33</b>	<b>23</b>	<b>35</b>	<b>71</b>

**WHITLOCK, Brian****INF**

HEIGHT: 6-1 BATS: R BORN: September 16, 1974 in San Francisco, CA  
 WEIGHT: 180 THROWS: R RESIDES: San Francisco, CA  
 SIGNED BY: Kasey McKeon OBTAINED: #28 Selection in June, 1996 Draft  
 SCHOOL: North Carolina

YEAR	CLUB	AVG	G	AB	R	H	2B	3B	HR	RBI	BB	SO	SB
1996	Watertown	.217	47	152	23	33	5	2	3	14	23	49	2
1997	Columbus	.263	92	327	56	86	14	7	11	41	28	92	5
1998	Kinston	.212	73	198	24	42	9	3	5	30	24	74	4
	Akron	.077	9	26	1	2	1	0	0	2	1	11	0
<b>Minor Totals</b>		<b>.232</b>	<b>221</b>	<b>703</b>	<b>104</b>	<b>163</b>	<b>29</b>	<b>12</b>	<b>19</b>	<b>87</b>	<b>76</b>	<b>226</b>	<b>11</b>

**WHITTEN, Casey****LHP**

HEIGHT: 6-0 BATS: L BORN: May 23, 1972 in Evansville, IN  
 WEIGHT: 180 THROWS: L RESIDES: Port Branch, IN  
 SIGNED BY: Tom Couston OBTAINED: #2 Selection in June, 1993 Draft  
 SCHOOL: Indiana State

**CAREER HIGHLIGHTS: 1993-** Named to the NYPL Post-Season All-Star Team... Selected the 7<sup>th</sup> best prospect in the NYPL by *Baseball America*.

YEAR	CLUB	W	L	ERA	G	GS	CG	SHO	SV	IP	H	R	ER	BB	SO
1993	Watertown	6	3	2.42	14	14	0	0	0	81.2	75	28	22	18	81
1994	Kinston	9	10	4.28	27	27	0	0	0	153.1	127	78	73	64	148
1995	Canton-Akron	9	8	3.31	20	20	2	1	0	114.1	100	49	42	38	91
1996	Canton-Akron	3	1	1.67	8	8	0	0	0	37.2	23	8	7	13	44
	Buffalo	3	4	8.04	12	10	0	0	0	43.2	54	47	39	24	35
1997	Akron	1	3	5.87	4	4	0	0	0	15.1	20	12	10	11	14
	Buffalo	0	0	0.00	2	0	0	0	0	1.0	1	0	0	0	0
1998	Kinston	1	0	3.18	9	3	0	0	0	17.0	11	6	6	7	17
	Akron	0	0	0.00	1	0	0	0	0	1.0	1	0	0	0	0
<b>Minor Totals</b>		<b>32</b>	<b>29</b>	<b>3.85</b>	<b>97</b>	<b>86</b>	<b>2</b>	<b>1</b>	<b>0</b>	<b>465.0</b>	<b>412</b>	<b>228</b>	<b>199</b>	<b>175</b>	<b>430</b>

**WILLIAMS, Jewell****OF**

HEIGHT: 6-2 BATS: R BORN: June 25, 1977 in Las Vegas, NV  
 WEIGHT: 185 THROWS: R RESIDES: Las Vegas, NV  
 SIGNED BY: Brad Cameron OBTAINED: #11 Selection in June, 1995 Draft  
 SCHOOL: Las Vegas HS

**CAREER HIGHLIGHTS: 1998-** Represented Columbus in the South Atlantic League All-Star Game.

YEAR	CLUB	AVG	G	AB	R	H	2B	3B	HR	RBI	BB	SO	SB
1995	Burlington	.219	46	146	20	32	6	1	4	15	13	52	11
1996	Burlington	.237	64	236	44	56	10	1	7	35	25	83	16
1997	Columbus	.188	113	399	57	75	20	3	10	40	33	140	14
1998	Columbus	.249	96	353	60	88	14	4	8	38	27	118	20
<b>Minor Totals</b>		<b>.221</b>	<b>319</b>	<b>1134</b>	<b>181</b>	<b>251</b>	<b>50</b>	<b>9</b>	<b>29</b>	<b>128</b>	<b>98</b>	<b>393</b>	<b>61</b>

**ZAMARIPPA, Mark****RHP**

HEIGHT: 6-0 BATS: R BORN: July 28, 1974 in Los Angeles, CA  
 WEIGHT: 175 THROWS: R RESIDES: Los Angeles, CA  
 SIGNED BY: Dennis Lieberthal (DET) OBTAINED: Rule V Draft Selection (12/14/98)  
 SCHOOL: East Los Angeles J.C.

**CAREER HIGHLIGHTS: 1996-** Signed as a non-drafted free agent by Detroit, 2/18.

YEAR	CLUB	W	L	ERA	G	GS	CG	SHO	SV	IP	H	R	ER	BB	SO
1996	Jamestown	4	2	2.03	29	0	0	0	4	48.2	25	13	11	14	61
1997	West Mich	3	1	2.12	20	0	0	0	2	29.2	13	17	7	18	41
	Lakeland	2	1	8.03	11	0	0	0	1	12.1	16	12	11	11	9
1998	West Mich	6	2	2.23	35	1	0	0	1	72.2	59	19	18	34	88
<b>Minor Totals</b>		<b>15</b>	<b>6</b>	<b>2.59</b>	<b>95</b>	<b>1</b>	<b>0</b>	<b>0</b>	<b>8</b>	<b>163.1</b>	<b>113</b>	<b>61</b>	<b>47</b>	<b>77</b>	<b>199</b>



## 1998 REVIEW

1998 Team Highlights .....	266-268
1998 Minor League Highlights .....	269-271
American League Statistics .....	279-280
Attendance .....	272
Catcher Profiles .....	277-278
Day-by-Day .....	274-276
Final Standings .....	272
National Baseball Hall of Fame and Museum .....	290
Odds-n-Ends .....	278
Runners in Scoring Position .....	285-286
Slugging Pct./On-Base Pct. of 1999 Indians .....	283
Transactions .....	287-289
Tribe Batting and Pitching .....	281-283
Tribe Fielding .....	284
Won-Lost Breakdown .....	273

## 1998 TEAM HIGHLIGHTS

- ◆ **1998** ... Indians claimed their 4th straight American League Central Division Championship in 1998, posting a 89-73 (.549) mark, finishing 9.0 games ahead of the 2nd place Chicago White Sox (80-82)...The Tribe defeated the Boston Red Sox in the Division Series in 4 games to advance to their 3rd ALCS in 4 years...Indians fell to the eventual World Champion Yankees in six games in the LCS...Indians went 50-35 (.588) in the first half and 39-38 (.506) in the 2nd half...Indians were 16-12 (.571) from August 30th thru the end of the season and posted a 14-12 (.538) record in September...Indians clinched their 4th straight division title on Sept. 16 vs. Minnesota...Indians were in the post-season only 3 times over 94 seasons from 1901-94 and have now participated in post-season play over each of the last four campaigns...Indians played a full 162 game schedule for the first time since the 1993 season.
  
- ◆ **FOUR IN A ROW** ... On September 16 the Cleveland Indians clinched their 4th straight American League Central Division Championship...Since divisional play began only two other major league teams have won four straight division titles or more... ATLANTA BRAVES, 7 straight (1991-current); OAKLAND A's, 5 straight (1971-75)
  
- ◆ **DID YOU KNOW?** ...That the last and only Cleveland professional sports franchise to win 4 or more consecutive division or conference titles was the Cleveland Browns, who won six straight American and Eastern Conference titles from 1950-55 (44 years ago).
  
- ◆ **WAHOO TIDBITS** ... Indians spent the entire season in first place from March 31 to September 27 (181 days)...The Tribe's best record came on Sept. 21 (88-67), marking the first time since the end of the 1996 season (99-62) they have been 21 games over .500...The largest lead of the year came on Sept. 6 at 14.0 games ahead of the AL Central...Indians posted a record of 69-55 (.556) after being a season-worst 20-18 (.526) mark on May 13...Indians were never at the .500 mark after starting out the season at 6-0, their best start since beginning the 1966 campaign at 10-0...From June 9 through the end of the season the Indians were just 51-48 (.515)...From July 31 thru the end of the season the Indians were 27-28 (.491), which included a 13-15 (.464) mark in August, their first losing month since April of '97, snapping a streak of 9 straight winning months...Since moving to Jacobs Field in April, 1994 the Indians have had .500 records or better in 27 of the 29 months...Indians won a season-best 6 in a row on four different occasions, the last of which coming from Sept. 13-18...Indians lost a season-high 6 straight games from May 8-13, equaling the longest losing streak by an Indians team since June of '92 ...Indians were 82-27 when scoring 4 or more runs and 7-46 when scoring 3 or less runs.
  
- ◆ **MORE STUFF** ... Indians went a combined 6-16 (.273) against Oakland and Boston ...Against the rest of the AL and NL Central the Tribe owned a record of 83-57 (.593)...Indians were 30-32 (.484) against teams with winning records and are 59-41 (.590) vs. teams below the .500 mark...Indians finished home schedule at 46-35 (.568) and played all 81 home dates/gates this year for the first time in club history...Indians drew a club record 3,467,299 to Jacobs Field...Also drew a club record 2,347,463 on the road...Went 68-42 (.607) at night and 21-29 (.420) during the day.
  
- ◆ **WIRE-TO-WIRE** ... Indians became the 7th major league team in baseball history to lead their division/league from start to finish of a regular season, spending every day in first place or in a tie for the top spot from March 31 to September 27 (181 days) ...The first six major league teams to go wire-to-wire:
 

* 1927 New York Yankees (110-44)	1923 New York Giants (95-58)
* 1984 Detroit Tigers (104-58)	* 1955 Brooklyn Dodgers (98-55)
1997 Baltimore Orioles (98-64)	* 1990 Cincinnati Reds (91-71)

\* *Won World Series*
  
- ◆ **MANNY HAPPY RETURNS** ... Indians **RF MANNY RAMIREZ** had one of the finest offensive in club history, hitting .294 (168-571) with 35 2B, 2 3B, 45 HR & 145 RBI in 150 games...His 45 HR are the 3rd highest single-season total in club history behind Albert Belle's 50 & 48 in 1995 & 1996...His 145 RBI tie him for the 3rd best single-season total in club history with Al Rosen's 145 in his MVP Award winning season of 1953...His 45 HR & 143 RBI as a RF this year broke marks held previously by **ROCKY COLAVITO** (1959-42HR, 1958-113RBI)...His 145 RBI ranked 4th in the AL and his 45 HR were tied for 4th...Enjoyed a 3 game stretch from Sept. 15-17

where he hit 6 homers, becoming just the 7th player in MLB history to accomplish the feat (first since Mike Schmidt in 1976, first AL player in 47 years)...Manny led the AL this year with 8 multi-HR games.

- ◆ **TRIBE BATTING** ... Indians posted the 6th highest mark in the league at .272 (1530-5616)...The Texas Rangers led the AL with a .289 mark...Indians also finished 6th in runs scored (850), 5th in total bases (2518) and 7th in home runs (198)...Indians also drew 631 walks, the 3rd best mark in the AL...Indians finished 2nd in the AL in doubles (334) and finished 3rd in stolen bases (143)...Indians hit .264 (694-2627) in the 2nd half and average 4.8 runs per game (372RS/77GM) after averaging 5.6 runs per game in the 1st half...Indians hit .248 (163-656) with runners in scoring position in the 2nd half.
- ◆ **INDIANS PITCHING** ... Indians posted an ERA of 4.44 (1460.0IP, 721ER) in 1998, the 5th best mark among AL pitching staffs...The 4.44 ERA was an improvement on the 4.73 ERA they posted during the 1997 campaign...Indians led the AL in ERA during the 1995 & '96 campaigns...Indians went into the All-Star break with a 3.86 ERA (768.0IP, 769H, 329ER), the 2nd best mark in the AL at the time behind the New York Yankees (3.81)...**The staff compiled an ERA of 5.10 in the 2nd half (692.0IP, 783H, 392ER)**...Indians were 9th in hits allowed (1552), 7th in homers (171), 7th in CG (9) and 11th in shutouts (4)...Bartolo Colon posted 2 of the three Tribe CG, shutouts on the year and led the staff with 6 complete games...The Tribe starters compiled a record of 66-51 with a 4.46 ERA (1005.1IP, 1078H, 498ER), the **4th best ERA in the AL among starting rotations** ...The bullpen went 23-22 with an 4.43 ERA (454.2IP, 474H, 224ER), good enough for the 7th best mark in the AL...The bullpen saved 47 games in 69 save opportunities (68.1%)...The Tribe had 3 pitchers top the 200.0 inning barrier for the first time since 1989 (Candiotti, Black & Farrell).
- ◆ **YOUNG GUNS** .... The last time the Indians had two pitchers win 10 or more games under the age of 24 was 34 years ago in **1964**, when **LUIS TIANI** (10-4) & **SAM McDOWELL** (11-6) each posted double-digit wins...Tiant was 23 and McDowell was 22..**BARTOLO COLON** (age 23) went 14-9 in 1998 and **JARET WRIGHT** (age 22) went 12-10.
- ◆ **MOVIN' ON UP** .... Tribe skipper **MIKE HARGROVE** finished the 1998 season with a major league managerial record of **624-526 (.543)**...His 624 wins currently rank 2nd in Indians history behind **LOU BOUDREAU's** 728 from 1942-50...Is 105 wins shy of becoming the club's all-time leader in managerial victories...Grover passed **TRIS SPEAKER** (616W from 1919-26) on September 14 vs. Toronto, recording his 617th win...Passed **AL LOPEZ** (570) into 3rd place on June 6 at Cincinnati and won his 600th game as Indians manager on August 8 at Tampa Bay...His .543 (624-526) winning percentage is tied for the 6th best mark in the franchise history with William Armour (.543)...Over the last 5 seasons since 1994 he has managed the Tribe to the 2nd best record in the American League at 440-300 (.595)...His 7-year tenure is 2nd longest by an Indians skipper behind Lou Boudreau's 9-year reign from 1942-50...He is the only manager in franchise history to guide the club to consecutive post-season appearances & multiple AL Crowns...He has the 3rd longest tenure of any manager in the Major Leagues behind MIN Tom Kelly (1986) and ATL Bobby Cox (1990)
- ◆ **TEAM FIELDING** ... Indians were again solid in the field this year, posting a fielding percentage of .982 (6217TC, 110E) in 162 games after posting a .983 fielding % (106E) last year...Indians made 124 errors in 1996...Indians finished 6th in the AL in fielding percentage...**OMAR VIZQUEL** posted a fielding % of .993 (720TC, 5E), the 2nd best mark in Major League Baseball History among shortstops for a single-season...He had errorless streaks of 70-games (4th best in history) and 54-games during the season and ended the campaign without making an error over the last 39 games of the season...His career fielding percentage of .982 is the highest ever by a shortstop with at least 1000 games played in Major League Baseball history...Travis Fryman had the 5th best fielding % among AL 3B (.963, 351TC, 13E).
- ◆ **WHILE YOU WERE OUT** ... Indians went **19-16 (.543)** during **JIM THOME's** stint on the DL from Aug. 8 to Sept. 15 w/a broken right hand, which he suffered on Aug. 7 in Tampa Bay...As a team the Indians hit .272 (326-1197) w/176 RS (5.0/GM) during his 35-game absence...**MANNY RAMIREZ** hit .302 (39-129) w/13 HR & 35 RBI & **RICHIE SEXSON** hit .346 (46- 133) w/10 HR & 31 RBI after being called up to replace Thome.

- ◆ **LEAGUE LEADERS ... KENNY LOFTON** led all AL outfielders with 19 outfield assists....He also finished 2nd in the AL with 54 stolen bases....**JOEY CORA** finished T9th in the AL with a career-high 109 runs scored...**OMAR VIZQUEL**'s 37 steals were T8th in the AL...**JIM THOME**'s .413 on-base % was 3rd and his 90 walks were T4th...His slugging percentage was T7th in the league (.584)...**MIKE JACKSON**'s career best 40 saves were 4th...**BARTOLO COLON**'s 3.71 ERA was 10th best among all AL starters.
  
- ◆ **ABOUT THE BREAK ...** Indians sent six (6) players to Denver, CO for the 69th All-Star Game on Tuesday, July 7...**1B JIM THOME** (2nd career ASG) and **CF KENNY LOFTON** (5th career) were elected to the squad in the annual fan balloting...**CA SANDY ALOMAR** (6th), **SS OMAR VIZQUEL** (1st) & **RHP BARTOLO COLON** (1st) were named as reserves by AL & Tribe Manager **MIKE HARGROVE**...**RF MANNY RAMIREZ** (2nd) was added to the roster in place of the injured **BERNIE WILLIAMS**...The six equaled the mark of the 1995 club (club record is 7 All-Stars in 1952)...Alomar's 6 selections are the most ever in franchise history by a catcher and are the most since LHP Sam McDowell (1965-71)...Vizquel was the first Indians SS named to the team since Lou Boudreau in 1948...The AL won, 13-8, with Bartolo Colon picking up the win...Lofton went 1-3 w/a SB & Vizquel went 1-2 and turned a key DP in the 8th inning...Alomar & Ramirez each drove in runs & Thome went 0-2 w/a BB, RS.
  
- ◆ **AT JACOBS FIELD ...** Indians posted a record of 46-35 (.568) in Jacobs Field in 1998, bringing the Tribe's 5-year regular season mark in the baseball-only jewel to 230-135 (.630) since it opened in April of 1994...Indians hit .290 (803-2773) at home this year, averaging 5.7 runs per game (459RS)...Indians enjoyed their 3RD straight sold out season and currently own a major league record 292 consecutive sellouts...For the first time in their franchise history, the Indians played all 81 scheduled home dates/gates...Indians are 90-72 (.556) in Jacobs Field over the last 2 seasons after compiling a mark of 140-63 (.690) over the first three campaigns from 1994-96.
  
- ◆ **INDIVIDUAL MILESTONES ...DAVID JUSTICE** hit a career-high 39 doubles and scored a career best 94 runs...**KENNY LOFTON** stole more than 50 bases for the 6th time in six seasons in the American League as a member of the Cleveland Indians...His 54 steals were 2nd in the AL...His 379 steals as an Indian are a franchise record...**JOEY CORA** enjoyed a 20-game hitting streak from August 15 to Sept. 4...Was acquired by the Indians on August 31 from Seattle with a 16-game hitting streak...**TRAVIS FRYMAN** hit a career-high 28 homers and only lower back problems over the last 2 months of the season kept him from driving in 100 runs for the 3rd straight seasons... Travis hit .308 (142- 461) over the last 5 months of the season...**MANNY RAMIREZ** set new career-highs in virtually every offensive category (see above)...**OMAR VIZQUEL** collected a career-best 166 hits and stole 30+ bases for the 3rd straight year...His 37 steals were T7th in the AL...**MIKE JACKSON** posted the 3rd highest single-season save total in Indians history with 40 in 45 tries (88.9%)...He finished 4th in the AL in saves and posted the lowest relief ERA in the AL (1.55)...Did not allow a run over his last 20 games (19.1IP)...**BARTOLO COLON** was the winning pitcher in the All-Star Game and topped the 200.0 inning mark for the first time in his career...**DAVE BURBA** also topped the 200.0 inning plateau for the first time and posted a career-best 15 wins...**CHARLES NAGY** posted 15 wins for the 4th straight season...Over the last 4 years he has 63 wins.
  
- ◆ **1-RUN, EXTRA INNINGS, MISC....** Indians were 23-23 (.500) in one-run games, 10-10 (.500) at home and 13-13 (.500) on the road...Were 15-14 (.517) in 2-run games...Last year the Indians were 19-19 (.500) in 1-run affairs...Indians were 6-1 in games w/a rain delay and are 25-4 (.862) over the last 3 seasons since 1996 during games interrupted by Mother Nature...The Tribe's average time of a 9.0 inning game went from 3:00 in 1997 down 7 minutes per game to 2:53.
  
- ◆ **DID YOU KNOW? ...** That since the Indians moved into Jacobs Field in April of 1994, the Tribe has posted .500 records or better in 27 of the 29 months...Indians posted a losing record in April of 1997 (12-13) and in August of 1998 (13-15)...That month's losing record snaps a string of nine straight months of winning records dating back to May of last season...Indians posted 17 straight winning months from April of 1994 to September of 1996.

**BY MONTH** - April: 14-12...May: 18-10...June: 14-12...July: 16-12...  
August: 13-15... September: 14-12.

**BY DAY**...Monday 12-6...Tuesday 16-9...Wednesday 12-12...  
Thursday 11-9...Friday 15-10...Saturday 12- 13...Sunday 11-14.

## 1998 MINOR LEAGUE HIGHLIGHTS

- ◆ **"AAA" BUFFALO BISONS (81-62)** ...The Bisons captured their second league championship in two years as they defeated Durham three games to two in the International League Governors' Cup Championship... Buffalo returned to the International League this season for the first time since 1970... In 1997 the Bisons were the American Association Champions... Buffalo advanced to the AAA World Series in Las Vegas where they were beat by the Pacific Coast League Champion New Orleans Zephyrs, three games to one... Buffalo finished first in the league with a .282 batting average and seventh in the league with an ERA of 4.51... **LHP JASON JACOME** proved to be the ace of the Herd's pitching staff as he went 14-2 in the regular season and 3-0 in the post-season, including being the winner of the crucial game five of the IL Governors' Cup... He finished the regular season by winning eight of his last nine starts... Jacome finished tied for second in wins (14) and third in ERA (3.26)... Jacome was one of two Bisons representatives in the Triple-A All-Star Game... **OF ALEX RAMIREZ** was awarded the 1998 Stan Barron Most Valuable Player Award for the Bisons... Ramirez set new Bisons Modern Day records in three different categories: most HR in a single season (34), most RBI in a single season (103) and most consecutive games with a hit (28)... Ramirez' 28-game hit streak was the longest in AAA since Nashville's Doug Brady hit in 30 straight in 1995... He was tied for second in the league in HR (34), tied for third in extra-base hits (63) and fourth in RBI (103)... He also tied a Bisons All-Time mark by homering in five straight games from 8/28-9/2... He collected the first post-season cycle in the Bisons Modern Era on September 9 against Syracuse... Ramirez was named to the IL Post-Season All-Star team... **OF RICHIE SEXSON** before being recalled by the big club for good in the second-half of the season, played in 89G for the Bisons... Sexson batted .297 with 21HR and 74RBI for the Herd... Sexson was named to the Triple-A All-Star Team, but did not participate due to being with the big club at the time... **INF JOLBERT CABRERA** was also named to the IL Post-Season All-Star team... Cabrera moved into first place on the Bisons Modern Day single season hits list with 157 hits this season... He had a stretch during the season where he reached base in 42 straight games... He had a 21-game hit streak (6/11-7/2)... Cabrera finished fifth in the league in batting with a .318 average... He was named to the Triple-A All-Star Game... **INF PHIL HIATT** clubbed 31HR in '98, which was second on the team behind Ramirez' 34... The 31HR tied him for second on the Bisons Modern Day Record list for HR in a single season with Richie Sexson (1997)... He ranked fourth in the league with his 31HR... **OF JACOB CRUZ**, who was acquired on July 23 from San Francisco, proved to be a valuable player down the stretch for the Bisons... Cruz went 35 for his last 100 (.350) with 10HR, 5 2B, 2 3B, 23R and 30RBI, hitting safely in 18 of his last 20 games... In 132 games combined with Fresno and Buffalo, he hit .309 (158-511) with 31HR, 82R and 98RBI...
- ◆ **C EINAR DIAZ** had his best season with the bat in '98 as he batted .313 with 8HR and 63RBI... Diaz was named to the IL Post-Season All-Star team... He finished eighth in batting with his .313 average... He was 42-115 (.365) in throwing out runners attempting to steal... **INF TOREY LOVULLO** finished third in the league in batting with a .326 batting average... He was named the Topps International League Player of the Month for May (.333, 3HR, 13RBI)... He was named to the Triple-A All-Star Game, but did not participate due to an injury... **INF JEFF MANTO** joined the Bisons in June and did not waste any time to produce for the Herd... In his first 15 games after joining the team, Manto hit .377 with 7HR and 21RBI... During that stretch, he hit two grand slams in back-to-back days and had 5RBI in three straight games (6/30-7/2)... In 62 games with Buffalo, he batted .311 with 23HR and 63RBI... Buffalo set a new International League single season attendance record on 9/3, surpassing the record of 693,043 set by Ottawa in 1993... In 68 home games, the Bisons drew 743,463 (10,933).
- ◆ **"AA" AKRON AEROS (81-60)**... In their second campaign known as the Aeros and second year for Canal Park, Akron struggled to begin the season as they were 20-28 (11.0 games back) on June 1... They turned it around in June as they were 21-7 which boosted them into first place (1.0 game lead) with a record of 41-35... Before the All-Star break, Akron was 45-36 (.556) and 36-24 (.600) in the second-half... The team set a new franchise record for most wins in a season (81)... The Aeros clinched the Eastern League's Regular Season Southern Division title on a grand slam in the bottom of the 9th by Russell Branyan (August 31), when they defeated the Bowie Bay Sox, 10-6... The post-season berth for the Double-A Indians was their first since 1993... Akron lost to the eventual EL Champion Harrisburg Senators in the first-round of the playoffs three games to one... They finished second in both team batting (.271) and team pitching (3.73 ERA)... Offensively, the Aeros led the league in at-bats

(4,865), runs scored (758), hits (1,317), walks (562) and tied for the league lead in home runs (148)...The pitching staff allowed the fewest home runs in the league (105) and was second in complete games (10)...In his first season as manager of the Aeros, **JOEL SKINNER** was named 1998 *USA Today Baseball Weekly's* Manager of the Year for all of minor league baseball...He was named Carolina League Manager of Year in 1997 and won the NYPL honor in 1995...In his four seasons of managerial duty in the Tribe system he has a record of 293-203 (.591)...**3B RUSSELL BRANYAN** missed 96 games total in 1998 due to a five-game suspension to begin the season and strained tendons in his right wrist...He reached base safely in all but one game after being activated from the DL in August (31 games)...In 43G, he did manage to bat .294 (48-163) with 16HR and 46RBI...**1B DARREN STUMBERGER** led the EL in hits (164), was tied for second in doubles (39) and was sixth in batting (.301)...He broke three individual franchise records this season: games (139), AB (545) and doubles (39)...**2B MARCUS SCUTARO** was the lone Aero named to the EL's Post-Season All-Star team...He finished third in the league in batting (.316) and fifth in stolen bases (33)...

- ◆ **OF SCOTT MORGAN** finished atop the league leaders in many categories...He was second in runs (95), RBI (89) and slugging % (.544), tied for second in HR (25) and third in extra-base hits (60)...He set a new franchise record by hitting a homer in four straight games...**OF DAVE ROBERTS** was acquired mid-season from the Tigers in exchange for **OF GERONIMO BERROA**...Roberts joined teammates **SS JOHN McDONALD** and **RHP JEFF SEXTON** in the Double-A All-Star game on July 8...He reached base in 45 of his last 46 regular season games and tied the club record for consecutive game hit streak at 22...He had a combined 51 stolen bases this season (28 w/Bufalo, 21 w/Jacks., 2 w/Bufalo)...**RHP JIM BROWER** won 10 straight starts and 11 consecutive decisions, after he started out 0-3 to begin the season...He was named Chase Manhattan Eastern League Player of the Month for June (6-0, 1.83ERA)...Brower finished tied for third in ERA (3.01) and wins (13)...**RHP JEFF SEXTON** did not allow an earned run over his first 35.2IP this season...Sexton led the team with 11 saves...**RHP FRANKIE SANDERS** finished second in innings pitched (186.1), tied for first in walks (71) and ERA (3.48)...Sanders set new franchise records in starts (29) and innings pitched (186.1)...The Aeros drew 521,122 fans to Canal Park, setting a new single-season franchise attendance record and a new Eastern League single-season attendance record...They led all of Double-A baseball in attendance and recorded the fifth-best total in all of minor league baseball (158 teams).
- ◆ **"A" KINSTON INDIANS (69-71)**...After having a great season in 1997 (87-53), Kinston struggled this season finishing with a sub-.500 record...Indians were two games above that .500 mark at the All-Star break (36-34)...The pitching staff was the team's strength as they finished with a team ERA of 3.73, which ranked second in the Carolina League...As for the team's batting, they ranked eighth with a .227 average...Kinston had four of their players named to the Carolina League All-Star Game (**OF MIKE HUELSMAN**, **1B MIKE GLAVINE**, **2B BRIAN BENEFIELD**, **RHP DAVID RISKE**)...**RHP DAVID RISKE** had a tremendous season as the closer for Kinston...Riske was named to the Carolina League Post-Season All-Star team...In one stretch during the season (April 21-May 20), Riske did not allow a run in 15 outings on the way to picking up ten saves, which earned him Carolina League Pitcher of the Week honors...Riske led the league with his 34 saves and was 1-1 with a 2.33ER...His walk-to-strikeout ratio was an incredible 15BB-to-67SO in 54IP...**1B MIKE GLAVINE** produced a great season in the power department as he led the league in homers (22) and was tied for fourth in RBI (76)...He got off to a blistering start as he homered five times and had knocked in 16 runs by April 22, but his average dipped to .181 in the middle of May...Glavine went on another tear at the end of May to earn Carolina League Hitter of the week honors as he batted .611 with 4HR and 10RBI...The streaky hitter ended the year with a .219 batting average...**OF DUSTAN MOHR** finished the season batting .242 with 9HR and 19RBI in 134G...The majority of those numbers came during a four game stretch in July when he homered five times, including hitting grand slams in back-to-back days...**LHP MIKE BACSIK** was one of the three top starters along with Rigdon and Brown on Kinston's staff...Bacsik finished with a record of 10-9, but he had an ERA of 2.88 which ranked sixth in the league...He also was fourth in the league in IP (165.2)...He recorded wins in four straight starts at the beginning of the season when he allowed just four runs in 27.2IP...The four wins in that stretch equaled his season total for Columbus last season in 28 starts...

- ◆ **RHP PAUL RIGDON** played an integral role in the success of the pitching staff as he finished with a record of 11-7 in 24 starts...He went nine consecutive starts in which he yielded two runs or fewer, going 6-1 over that span, which at the time lowered his ERA to 2.77 (finished with a 4.03ERA)...**RHP JAMIE BROWN** was tied with Rigdon for the team lead in victories as they each had 11...Brown logged 172.2IP, which ranked second in the league...He also was fifth in the league with 148 strikeouts, while only walking 44 batters on the season...
- ◆ **"A" COLUMBUS RED STIXX (59-80)**...Columbus struggled again this season as they ranked tenth in the league in batting (.257) and 14th in pitching (4.87ERA)...The Red Stixx went 28-41 in the first-half of the season and started the second-half off well before scuffling at the end...They were 19-19 on July 30 and only trailed Augusta by 2.5 games at the time, but they finished the season going 12-20 which put them 7.5 games out of first place...Columbus was represented in the South Atlantic League All-Star Game by **INF BILLY MUNOZ, OF JEWELL WILLIAMS, C EDGAR CRUZ** and **RHP KEN WAGNER**...1997 first-round pick **RHP TIM DREW** started the season in Columbus where he went 4-3 with a 3.79ERA in 71.1IP...Before being promoted to Kinston in June, Drew was named to the South Atlantic League All-Star Game, but he didn't appear in the game due to his promotion...In 15 starts with Kinston, Drew went 3-8 with a 5.20ERA...**RHP TROY SILVA** did not allow a run in four straight starts which included 33.1 innings of pitching scoreless ball...His scoreless streak ranked second in the minors behind Akron's Jeff Sexton (35.2IP)...**RHP KEN WAGNER** was a solid contributor for the Red Stixx out of the pen as he was 4-2 with a 2.51ERA...He had an amazing walk-to-strikeout ratio of 20BB-to-90SO in 71.2IP...**C EDGAR CRUZ**, 1997 second-round pick, was very streaky as he was among the league leaders in four offensive categories around the 50G mark, but he fell into a major slump including a ten-game stretch when he went 3-40 (.075)...After hitting 10HR by June 1, Cruz went almost a month and a half before hitting his 11th...He finished tied for the team in lead in HR (16) with **OF JASON FITZGERALD**...OF Jason Fitzgerald, 1997 first-round pick, held his own in his first full professional season as he batted .273 with 16HR (tied for team lead), 21SB and 80RBI...He struggled to begin the season as he batted only .207 in the first month of the season...Fitzgerald performed very well in June as he was nominated by Howe Sportsdata for being one of the Top Minor League Performers in June (23G, .371 AVG. with 10 2B, 3B & 2HR)...He also enjoyed a stretch (7/21-28) in which he collected an RBI in seven consecutive games...**INF MICHAEL EDWARDS** positioned himself in the record books by capturing the Red Stixx record and tying the Columbus record with a 24-game hitting streak, which was snapped on July 24.
- ◆ **ROOKIE LEAGUE WATERTOWN INDIANS (42-34)**...The Watertown club finished their last season affiliated with the Indians in third place, three games out of first place...Indians have announced that they will move one of their rookie league clubs from Watertown to Niles, OH for the 1999 season...Watertown's pitching staff ranked fourth in the league with an ERA of 3.67 and fifth in batting with a .254 average...**RHP CHRIS REINIKE**, 1998 8th rounder from Mississippi State, had a tremendous first professional season...Reinike finished with a 10-2 record and a 1.91ERA...He led the league in wins (10), was second in ERA (1.91), third in IP (89.2) and fifth in Ks (92)...**LHP BRODY PERCELL**, 1998 7th round pick from Oregon State, also sparkled in the NY-Penn League as he finished with a record of 9-2 and an ERA of 2.21...Percell led the league in K's (105), was tied for second in wins (9) and was fifth in ERA (2.21)...**INF SCOTT PRATT**, 1998 3rd-round pick from Auburn, won the batting title as he finished with a .351 average...**OF CHRISTIAN ROJAS**, acquired mid-season from the Reds in exchange for **LHP RICK KRIVDA**, finished tied for first in the league in HR with 12.
- ◆ **ROOKIE LEAGUE BURLINGTON INDIANS (31-36)**...Burlington finished their season in fourth place, 6.5 games out of first place...Indians ranked fourth in the league in batting (.271) and eighth in pitching (5.09)...**LHP C.C. SABATHIA**, 1998 1st round pick, recorded his first professional win in his final start with Burlington on August 23...Sabathia tossed 5.2 shutout innings, allowing only four hits and striking out 13 while only walking one...He fanned 31 batters in his last three starts, a span of just 13.2IP...Sabathia finished the Appalachian League season with a record of 1-0 and a 4.50ERA (5GS, 18IP, 20H, 14R, 9ER, 8BB, 35SO)...**INF PAUL DAY**, 1998 9th round pick, finished second in the batting race with a .362 average...**RHP DONNIE SUTTLES** and **RHP BRIAN JACKSON** both finished in the top ten in ERA...Suttles was fourth with a 2.87ERA and Jackson was eighth with a 3.21ERA.

## ATTENDANCE HIGHLIGHTS

- ◆ For the fourth straight year the Indians broke the franchise record for single season attendance by drawing 3,467,299 fans to Jacobs Field in all 81 home dates (81G)... Eclipsed the 1997 mark of 3,404,750... Surpassed the last year's record setting mark on September 19 vs. Kansas City in the 80th date of the season... Eclipsed the 1997 mark of 3,404,750 by 62,549... Indians averaged 42,806 fans during their 81 home dates... 1998 marked the 7<sup>th</sup> time in franchise history the Tribe surpassed the 2 million mark (1948-49, 1993, 1995-98) and the 5<sup>th</sup> time in the last 6 seasons (ex. strike-shortened 1994 season)... Indians topped the 3 million barrier for the third consecutive season.
- ◆ Indians sold out all 81 home dates on the season, extending their Major League record sellout streak to 292 consecutive sell outs dating back to June 12, 1995... Indians set the Major League record for consecutive sellouts back on September 9, 1997 vs. Baltimore by selling out their 204<sup>th</sup> straight game... The Colorado Rockies sold out 203 straight dating back to June of 1995 before a non-sellout on 9/6/97... Indians have sold out the 1996, '97 & '98 seasons prior to opening day... Indians sell-out streak began on June 12, 1995 vs. Baltimore while the **last non-sellout came the week before on June 7, 1995 vs. Detroit (36,363)**.. Of the 362 regular season home dates in the history of Jacobs Field since April of 1994, 333 of them have been sellouts (92.0%).
- ◆ For the third straight season the Indians sold out the home schedule before the home season began... Put single game tickets on sale on December 7 and sold almost 900,000 seats over a 9-day stretch concluding on December 15... Sold a record 350,000 tickets on the first day alone... Had a second on-sale beginning on March 8, when the Indians put the remaining 175,000 tickets for the 1998 home season on sale... Figure included misc. seats from the first on-sale and included 495 auxiliary bleacher seats for the last 61 home games after May 15... The left field bleachers were expanded by 660 seats prior to the 1997 season.
- ◆ The 3,467,299 1998 attendance figure was the second highest in the American League behind Baltimore's 3,685,194... The 42,806 average was also second in the AL behind Baltimore (45,496)... Indians trailed only the Orioles and Colorado Rockies (3,789,347) in attendance in 1998, despite having at least 6,000 fewer seats than both parks.

## FINAL 1998 MAJOR LEAGUE STANDINGS

AMERICAN LEAGUE					NATIONAL LEAGUE				
EAST	W	L	PCT	GB	EAST	W	L	PCT	GB
New York	114	48	.704	—	Atlanta	106	56	.654	—
*Boston	92	70	.568	22.0	New York	88	74	.543	18.0
Toronto	88	74	.543	26.0	Philadelphia	75	87	.463	31.0
Baltimore	79	83	.488	35.0	Montreal	65	97	.401	41.0
Tampa Bay	63	99	.389	51.0	Florida	54	108	.333	52.0
CENTRAL	W	L	PCT	GB	CENTRAL	W	L	PCT	GB
CLEVELAND	89	73	.549	—	Houston	102	60	.630	—
Chicago	80	82	.494	9.0	* Chicago	90	73	.552	12.5
Kansas City	72	89	.447	16.5	St. Louis	83	79	.512	19.0
Minnesota	70	92	.432	19.0	Cincinnati	77	85	.475	25.0
Detroit	65	97	.401	24.0	Milwaukee	74	88	.457	28.0
					Pittsburgh	69	93	.426	33.0
WEST	W	L	PCT	GB	WEST	W	L	PCT	GB
Texas	88	74	.543	—	San Diego	98	64	.605	—
Anaheim	85	77	.525	3.0	San Francisco	89	74	.546	9.5
Seattle	76	85	.472	11.5	Los Angeles	83	79	.512	15.0
Oakland	74	88	.457	14.0	Colorado	77	85	.475	21.0
					Arizona	65	97	.401	33.0

\*Wild Card winner

## WON-LOST BREAKDOWN

	HOME		ROAD		TOTALS		PCT.
	W	L	W	L	W	L	
<b>SEASON</b>	<b>46</b>	<b>35</b>	<b>43</b>	<b>38</b>	<b>89</b>	<b>73</b>	<b>.549</b>
vs. Baltimore	3	3	3	2	6	5	.545
Boston	2	3	1	5	3	8	.375
New York	3	3	1	4	4	7	.364
Tampa Bay	5	0	2	3	7	3	.700
Toronto	3	2	4	2	7	4	.636
<b>A.L. EAST TOTALS</b>	<b>16</b>	<b>11</b>	<b>11</b>	<b>16</b>	<b>27</b>	<b>27</b>	<b>.500</b>
vs. Chicago	3	3	3	3	6	6	.500
Detroit	4	2	5	1	9	3	.750
Kansas City	3	3	5	1	8	4	.667
Minnesota	4	2	2	4	6	6	.500
<b>A.L. CENTRAL TOTALS</b>	<b>14</b>	<b>10</b>	<b>15</b>	<b>9</b>	<b>29</b>	<b>19</b>	<b>.604</b>
vs. Anaheim	3	2	4	2	7	4	.636
Oakland	2	4	1	4	3	8	.375
Seattle	4	2	5	0	9	2	.818
Texas	3	2	1	5	4	7	.364
<b>A.L. WEST TOTALS</b>	<b>12</b>	<b>10</b>	<b>11</b>	<b>11</b>	<b>23</b>	<b>21</b>	<b>.523</b>
vs. Chicago	0	0	2	0	2	0	1.000
Cincinnati	0	0	2	1	2	1	.667
Houston	1	2	0	0	1	2	.333
Milwaukee	0	0	2	1	2	1	.667
Pittsburgh	1	2	0	0	1	2	.333
St. Louis	2	0	0	0	2	0	1.000
<b>N.L. CENTRAL TOTALS</b>	<b>4</b>	<b>4</b>	<b>6</b>	<b>2</b>	<b>10</b>	<b>6</b>	<b>.625</b>
April	6	7	8	5	14	12	.538
May	10	3	8	7	18	10	.643
June	7	8	7	4	14	12	.538
July	7	6	9	6	16	12	.571
August	8	7	5	8	13	15	.464
September	8	4	6	8	14	12	.538
Day Games	11	15	10	14	21	29	.420
Night Game	35	20	33	24	68	44	.607
Shutouts (Ind.)	1	0	2	1	3	1	.750
Shutouts (Team)	2	3	2	3	4	6	.400
1-Run Decisions	10	10	13	13	23	23	.500
2-Run Decisions	11	4	4	10	15	14	.517
Extra-Inn. Games	3	6	2	4	5	10	.333
vs. RH Starters	34	24	30	29	64	53	.547
LH Starters	12	11	13	9	25	20	.556
Doubleheaders	0	0	0	0	0	0	—
Starters	34	22	32	29	66	51	.564
Relievers	12	13	11	9	23	22	.511

## DAY-BY-DAY, 1998 SEASON

GAME	DATE	OPP.	SCORE	WINNING PITCHER	LOSING PITCHER	TEAM REC.	POS.	GB	ATTEND	HOME TOTAL	HOME DATE
1	3/31	at SEA	10-9	r-Mesa (1-0)	r-Fossas (0-1)	1-0	T1	—	57,816		
2	4/1	at SEA	9-7	Wright (1-0)	Moyer (0-1)	2-0	1	+0.5	24,375		
3	4/3	at ANA	6-2	Burba (1-0)	McDowell (0-1)	3-0	1	+1.0	26,240		
4	4/4	at ANA	11-0	COLON (1-0)	Watson (0-1)	4-0	1	+1.5	34,834		
5	4/5	at ANA	6-4	Nagy (1-0)	Dickson (0-1)	5-0	1	+2.5	35,627		
6	4/6-8	at OAK	6-5	r-Krivda (1-0)	Candiotti (0-2)	6-0	1	+3.0	6,963		
7	4/8	at OAK	1-3	Rogers (1-0)	Burba (1-1)	6-1	1	+2.5	8,361		
8	4/10	ANA	8-5#	r-Plunk (1-0)	r-Percival (0-1)	7-1	1	+3.0	42,707	42,707	1
9	4/11	ANA	8-5	Nagy (2-0)	Dickson (0-2)	8-1	1	+3.5	42,802	85,509	2
10	4/12	ANA	1-12	Finley (2-0)	Wright (1-1)	8-2	1	+2.5	42,555	128,064	3
11	4/13	SEA	6-5	Burba (2-1)	Cloude (1-1)	9-2	1	+3.5	42,793	170,857	4
12	4/14	SEA	8-3	r-Assemmacher (1-0)	r-Slocumb (0-2)	10-2	1	+3.5	40,490	211,347	5
13	4/15	SEA	3-5	r-Spoljaric (1-0)	r-Assemmacher (1-1)	10-3	1	+3.0	40,527	251,874	6
14	4/17	at BOS	2-3#	r-Gordon (2-1)	r-Assemmacher (1-2)	10-4	1	+3.5	26,924		
15	4/18	at BOS	7-4	r-Martin (1-0)	r-Eckersley (1-1)	11-4	1	+4.5	31,735		
16	4/19	at BOS	0-2	Saberhagen (3-0)	Burba (2-2)	11-5	1	+4.0	31,846		
17	4/20	at BOS	5-6#	r-Gordon (3-1)	r-Plunk (1-1)	11-6	1	+4.0	33,001		
18	4/21	CWS	14-6	r-Mesa (2-0)	Baldwin (2-2)	12-6	1	+4.0	42,836	294,710	7
19	4/22	CWS	7-14	Sirotko (3-1)	Nagy (2-1)	12-7	1	+4.0	42,840	337,550	8
20	4/23	CWS	5-4	r-Plunk (2-1)	r-T.Castillo (0-1)	13-7	1	+4.5	42,865	380,415	9
21	4/24	BOS	5-7	Wakefield (1-1)	Burba (2-3)	13-8	1	+3.5	40,570	420,985	10
22	4/25	BOS	2-3	Saberhagen (4-0)	Colon (1-1)	13-9	1	+3.5	40,571	461,556	11
23	4/26	BOS	RAINED OUT (Re-scheduled for 1:05pm on July 21 as part of "day/night doubleheader")								
23	4/27	at CWS	3-10	Sirotko (4-1)	Ogea (0-1)	13-10	1	+3.5	13,575		
24	4/28	at CWS	4-1	Nagy (3-1)	r-Karchner (0-1)	14-10	1	+4.5	13,208		
25	4/29	OAK	4-11	Rogers (4-1)	Wright (1-2)	14-11	1	+3.5	42,190	503,746	12
26	4/30	OAK	2-5	r-Mathews (3-3)	r-Assemmacher (1-3)	14-12	1	+2.5	42,855	546,601	13
27	5/1	TB	7-5	Colon (2-1)	Springer (1-4)	15-12	1	+3.5	42,712	589,313	14
28	5/2	TB	5-1	Ogea (1-1)	Saunders (1-3)	16-12	1	+4.5	42,525	631,838	15
29	5/3	TB	10-8	r-Mesa (3-0)	r-Hernandez (0-2)	17-12	1	+5.5	42,597	674,435	16
30	5/5	BAL	6-5	r-Assemmacher (2-3)	r-Benitez (1-1)	18-12	1	+5.5	40,706	715,141	17
31	5/6	BAL	14-5	Burba (3-3)	Erickson (3-3)	19-12	1	+6.5	40,672	755,813	18
32	5/7	at TEX	7-2	COLON (3-1)	Sele (5-2)	20-12	1	+6.5	28,504		
33	5/8	at TEX	3-6	r-Hernandez (1-0)	r-Mesa (3-1)	20-13	1	+6.5	38,067		
34	5/9	at TEX	3-7	OLIVER (2-4)	Nagy (3-2)	20-14	1	+6.0	46,355		
35	5/10	at TEX	3-5	Burkett (3-4)	Wright (1-3)	20-15	1	+5.5	31,232		
36	5/11	at TB	2-4	Arrojo (5-2)	Burba (3-4)	20-16	1	+5.0	27,097		
37	5/12	at TB	5-6#	r-Santana (1-0)	r-Jackson(0-1)	20-17	1	+4.0	27,084		
38	5/13	at BAL	1-8	Drabek (3-4)	Ogea (1-2)	20-18	1	+4.0	43,379		
39	5/14	at BAL	5-4	Nagy (4-2)	r-Rhodes(2-2)	21-18	1	+4.0	43,039		
40	5/15	TEX	3-2#	r-Krivda (2-0)	r-Levine (0-1)	22-18	1	+4.0	41,128	796,941	19
41	5/16	TEX	10-3	Burba (4-4)	Witt (4-2)	23-18	1	+5.0	40,925	837,866	20
42	5/17	TEX	0-1	Sele (7-2)	Colon (3-2)	23-19	1	+5.0	42,247	880,113	21
43	5/19	at KC	16-3	Ogea (2-2)	Rapp (3-4)	24-19	1	+5.0	13,367		
44	5/20	at KC	14-5	Nagy (5-2)	Belcher (2-6)	25-19	1	+6.0	13,575		
45	5/21	at KC	6-2	Wright (2-3)	Rosado (0-4)	26-19	1	+7.0	17,243		
46	5/22	TOR	9-7	Burba (5-4)	Hanson (0-2)	27-19	1	+7.5	43,269	923,382	22
47	5/23	TOR	2-7	Clemens (5-5)	Colon (3-3)	27-20	1	+7.0	43,306	966,688	23
48	5/24	TOR	0-5	Williams (5-2)	Gooden (0-1)	27-21	1	+6.0	43,194	1,009,882	24
49	5/25	DET	7-4	Nagy (6-2)	Castillo (2-2)	28-21	1	+6.0	43,342	1,053,224	25
50	5/26	DET	9-2	Wright (3-3)	Worrell (2-6)	29-21	1	+6.5	42,372	1,095,596	26
51	5/28	at TOR	6-2	Burba (6-4)	Carpenter (1-1)	30-21	1	+6.5	30,282		
52	5/29	at TOR	7-3	COLON (4-3)	Clemens (5-6)	31-21	1	+7.5	29,085		
53	5/30	at TOR	2-4	Williams (6-2)	Gooden (0-2)	31-22	1	+6.5	37,179		
54	5/31	at TOR	8-3	Nagy (7-2)	Hentgen (7-4)	32-22	1	+7.5	30,090		

# - extra inning game    r-relief decision    PITCHER IN CAPS - complete game

GAME	DATE	OPP.	SCORE	WINNING PITCHER	LOSING PITCHER	TEAM REC.	POS.	GB	ATTEND	HOME TOTAL	HOME DATE
55	6/1	at DET	2-0	WRIGHT (4-3)	Florie (3-1)	33-22	1	+8.5	18,230		
56	6/2	at DET	8-3	Burba (7-4)	Thompson (3-6)	34-22	1	+8.5	16,351		
57	6/3	at MIN	2-3	r-Swindell (1-2)	Colon (4-4)	34-23	1	+7.5	8,897		
58	6/4	at MIN	3-2	Gooden (1-2)	Radke (7-4)	35-23	1	+8.5	9,417		
59	6/5	at CIN	1-2	Harnisch (6-1)	Nagy (7-3)	35-24	1	+8.5	43,532		
60	6/6	at CIN	10-1	Wright (5-3)	Remlinger (3-7)	36-24	1	+9.5	51,796		
61	6/7	at CIN	6-1	Burba (8-4)	Klingenberg (0-1)	37-24	1	+9.5	49,589		
62	6/8	PIT	8-0	COLON (5-4)	Peters (1-4)	38-24	1	+10.5	43,068	1,138,664	27
63	6/9	PIT	4-7	Lieber (4-7)	r-Morman (0-1)	38-25	1	+9.5	41,762	1,180,426	28
64	6/10	PIT	3-4#	r-Loaiza (4-3)	r-Mesa (3-2)	38-26	1	+8.5	43,101	1,223,527	29
65	6/12	at NYY	RAINED OUT (Re-scheduled for 7:35PM ET on Sept. 21)								
65	6/13	at NYY	RAINED OUT (Re-scheduled for 1:05PM ET on Sept. 22 as part of day/night DH - 2nd game at 8:05PM ET)								
65	6/14	at NYY	2-4	Cone (9-1)	Wright (5-4)	38-27	1	+7.5	42,909		
66	6/15	KC	6-7#	r-Montgomery (1-3)	r-Mesa (3-3)	38-28	1	+7.5	43,246	1,266,773	30
67	6/16	KC	9-1	COLON (6-4)	Pichardo (2-6)	39-28	1	+7.5	43,184	1,309,957	31
68	6/17	KC	3-4	Rosado (3-5)	Gooden (1-3)	39-29	1	+7.5	43,196	1,353,153	32
69	6/18	NYN	2-5	r-Nelson (4-3)	r-Aspenmacher (2-4)	39-30	1	+6.5	43,096	1,396,249	33
70	6/19	NYN	7-4	Wright (6-4)	Cone (9-2)	40-30	1	+6.5	43,180	1,439,429	34
71	6/20	NYN	3-5	Wells (9-2)	Burba (8-5)	40-31	1	+6.5	43,259	1,482,688	35
72	6/21	NYN	11-0	Colon (7-4)	Irabu (6-3)	41-31	1	+6.5	43,104	1,525,792	36
73	6/22	at CHC	3-1	Gooden (2-3)	Tapani (8-6)	42-31	1	+6.5	39,556		
74	6/23	at CHC	5-4	r-Plunk (3-1)	r-Adams (6-4)	43-31	1	+7.5	39,006		
75	6/24	STL	14-3	Wright (7-4)	Petkovsek (5-4)	44-31	1	+8.5	43,321	1,569,113	37
76	6/25	STL	8-2	Burba (9-5)	Aybar (3-4)	45-31	1	+9.5	43,309	1,612,422	38
77	6/26	HOU	4-2	Colon (8-4)	r-Magnante (3-3)	46-31	1	+9.5	43,222	1,655,644	39
78	6/27	HOU	5-9#	r-Wagner (2-2)	r-Mesa (3-4)	46-32	1	+9.5	43,132	1,698,776	40
79	6/28	HOU	3-12	Reynolds (9-5)	Nagy (7-4)	46-33	1	+8.5	43,047	1,741,823	41
80	6/30	at MIL	4-5	Eldred (4-5)	Wright (7-5)	46-34	1	+8.5	16,012		
81	7/1	at MIL	5-2	Burba (10-5)	Juden (7-7)	47-34	1	+8.5	19,558		
82	7/2	at MIL	7-2	Colon (9-4)	Woodall (4-3)	48-34	1	+9.5	21,022		
83	7/3	at KC	2-1	r-Shuey (1-0)	ROSADO (3-6)	49-34	1	+10.5	27,661		
84	7/4	at KC	3-5	Rapp (8-7)	Nagy (7-5)	49-35	1	+10.5	34,270		
85	7/5	at KC	12-3	Wright (8-5)	Rusch (6-10)	50-35	1	+10.5	15,507		
86	7/9	MIN	0-3	Tewksbury (5-9)	Burba (10-6)	50-36	1	+9.5	43,236	1,785,059	42
87	7/10	MIN	6-5	r-Jackson (1-1)	r-Trombley (3-3)	51-36	1	+10.5	43,182	1,828,241	43
88	7/11	MIN	12-2	Gooden (3-3)	Radke (9-7)	52-36	1	+11.5	43,140	1,871,381	44
89	7/12	MIN	6-11	Milton (5-7)	Nagy (7-6)	52-37	1	+10.5	43,053	1,914,434	45
90	7/13	NYN	4-1	Wright (9-5)	Hernandez (3-2)	53-37	1	+11.5	43,177	1,957,611	46
91	7/14	NYN	1-7	PETTITTE (12-5)	Burba (10-7)	53-38	1	+11.5	43,164	2,000,775	47
92	7/15	at BOS	0-1	MARTINEZ (12-3)	COLON (9-5)	53-39	1	+11.5	33,501		
93	7/16	at BOS	5-15	Wakefield (11-4)	Gooden (3-4)	53-40	1	+11.5	33,568		
94	7/17	at CWS	3-4	r-Simas (4-3)	r-Shuey (1-1)	53-41	1	+10.5	27,733		
95	7/18	at CWS	15-9	r-Shuey (2-1)	r-Karchner (2-4)	54-41	1	+10.5	26,067		
96	7/19	at CWS	1-8	SIROTKA (9-9)	Burba (10-8)	54-42	1	+10.5	23,543		
97	7/20	at CWS	5-4	Colon (10-5)	Navarro (8-11)	55-42	1	+11.0	27,160		
98	7/21	BOS	7-10	Martinez (13-3)	Gooden (3-5)	55-43	1	+10.5	42,874	2,043,649	48
99	7/21	BOS	4-2	Ogea (3-2)	WAKEFIELD (11-5)	56-43	1	+10.5	43,227	2,086,876	49
100	7/22	BOS	4-3	Nagy (8-6)	r-Garces (1-1)	57-43	1	+11.5	43,073	2,129,949	50
101	7/23	DET	2-3	Castillo (3-6)	Wright (9-6)	57-44	1	+11.5	43,085	2,173,034	51
102	7/24	DET	2-1#	r-Reed (1-0)	r-Bochtler (0-1)	58-44	1	+11.5	43,156	2,216,190	52
103	7/25	DET	6-5	Colon (11-5)	Greisinger (1-5)	59-44	1	+11.5	43,094	2,259,284	53
104	7/26	DET	1-8	Moehler (11-7)	Gooden (3-6)	59-45	1	+10.5	43,055	2,302,339	54
105	7/28	at SEA	4-3	Nagy (9-6)	JOHNSON (9-10)	60-45	1	+10.5	31,122		
106	7/29	at SEA	8-7	r-Ogea (4-2)	r-McCarthy (0-1)	61-45	1	+10.5	25,953		
107	7/30	at SEA	9-8#	r-Shuey (3-1)	r-Wells (0-2)	62-45	1	+11.5	31,074		

# - extra inning game    r-relief decision    PITCHER IN CAPS - complete game

DAY-BY-DAY, 1998 SEASON (continued)

GAME	DATE	OPP.	SCORE	WINNING PITCHER	LOSING PITCHER	TEAM REC.	POS.	GB	ATTEND	HOME TOTAL	HOME DATE
108	7/31	at OAK	2-12	Candiotti (6-13)	Colon (11-6)	62-46	1	+10.5	14,096		
109	8/1	at OAK	5-6#	r-Mathews (5-4)	r-Karsay (0-1)	62-47	1	+10.5	48,241		
110	8/2	at OAK	5-7	r-Moehler (3-2)	Nagy (9-7)	62-48	1	+10.5	27,712		
111	8/3	at ANA	4-11	Sparks (5-2)	Wright (9-7)	62-49	1	+10.0	25,339		
112	8/4	at ANA	4-5	r-Hasegawa (6-1)	r-Jones (0-1)	62-50	1	+10.0	29,916		
113	8/5	at ANA	6-5	r-Shuey (4-1)	r-Percival (2-5)	63-50	1	+11.0	43,104		
114	8/7	at TB	5-1	Gooden (4-6)	Alvarez (5-10)	64-50	1	+12.5	29,590		
115	8/8	at TB	6-2	Nagy (10-7)	Rekar (1-4)	65-50	1	+13.5	35,283		
116	8/9	at TB	1-2	r-Mecir (4-2)	r-Assenmacher (2-5)	65-51	1	+12.5	34,666		
117	8/11	TEX	1-2	Loaiza (1-2)	Karsay (0-2)	65-52	1	+13.0	42,992	2,345,331	55
118	8/12	TEX	6-3	Colon (12-6)	Burkett (7-12)	66-52	1	+13.0	43,247	2,388,578	56
119	8/13	BAL	4-7#	r-Smith (2-3)	r-Reed (1-1)	66-53	1	+12.5	43,217	2,431,795	57
120	8/14	BAL	3-15	Mussina (11-6)	Nagy (10-8)	66-54	1	+11.5	43,169	2,474,964	58
121	8/15	BAL	8-9#	r-Benitez (5-3)	r-Jones (0-2)	66-55	1	+11.5	43,238	2,518,202	59
122	8/16	BAL	5-3	Wright (10-7)	Kamieniecki (2-5)	67-55	1	+11.5	43,069	2,561,271	60
123	8/17	TB	4-3	Colon (13-6)	Alvarez (5-12)	68-55	1	+12.5	43,139	2,604,410	61
124	8/18	TB	4-2	Gooden (5-6)	REKAR (1-5)	69-55	1	+12.5	42,967	2,647,377	62
125	8/19	at TEX	1-3	Sefe (14-10)	Nagy (10-9)	69-56	1	+12.5	26,160		
126	8/20	at TEX	2-8	Stottlemeyre (3-1)	Burba (10-9)	69-57	1	+12.5	37,080		
127	8/21	at BAL	6-3	Wright (11-7)	Kamieniecki (2-6)	70-57	1	+13.5	48,374		
128	8/22	at BAL	3-6	ERICKSON (14-9)	Colon (13-7)	70-58	1	+12.5	48,138		
129	8/23	at BAL	4-1	Gooden (6-6)	Ponson (7-7)	71-58	1	+12.5	48,272		
130	8/25	SEA	10-4	Nagy (11-9)	Swift (10-8)	72-58	1	+13.0	43,113	2,690,490	63
131	8/26	SEA	5-3	Burba (11-9)	FASSERO (10-10)	73-58	1	+13.0	43,091	2,733,581	64
132	8/27	SEA	4-10	Moyer (11-8)	Wright (11-8)	73-59	1	+13.0	43,142	2,776,723	65
133	8/28	OAK	6-14#	r-Heredia (2-0)	r-Reed (1-2)	73-60	1	+12.0	43,191	2,819,914	66
134	8/29	OAK	6-11	Haynes (10-6)	r-Martin (1-1)	73-61	1	+11.0	43,020	2,862,934	67
135	8/30	OAK	9-4	Nagy (12-9)	Rogers (12-7)	74-61	1	+11.0	42,951	2,905,885	68
136	8/31	OAK	15-6	Burba (12-9)	Stein (5-8)	75-61	1	+11.5	42,897	2,948,782	69
137	9/1	ANA	7-6	r-Reed (2-2)	r-DeLucia (2-5)	76-61	1	+12.5	43,184	2,991,966	70
138	9/2	ANA	5-13	Sparks (9-2)	Colon (13-8)	76-62	1	+12.5	43,200	3,035,166	71
139	9/3	at DET	2-1	Gooden (7-6)	Thompson (10-13)	77-62	1	+13.0	14,605		
140	9/4	at DET	10-2	NAGY (13-9)	Greisinger (4-8)	78-62	1	+13.0	23,139		
141	9/5	at DET	5-4	Burba (13-9)	Powell (3-6)	79-62	1	+14.0	30,031		
142	9/6	at DET	2-3	Florie (7-9)	Wright (11-9)	79-63	1	+13.0	32,815		
143	9/7	at TOR	1-15	Escobar (5-2)	Ogea (4-3)	79-64	1	+12.0	31,089		
144	9/9	at TOR	6-3#	r-Jones (1-2)	r-Almanzar (1-2)	80-64	1	+12.5	32,157		
145	9/11	CWS	2-3	Abbott (2-0)	NAGY (13-10)	80-65	1	+11.5	43,210	3,078,376	72
146	9/12	CWS	4-6	Baldwin (11-5)	r-Shuey (4-2)	80-66	1	+10.5	43,170	3,121,546	73
147	9/13	CWS	6-3	r-Shuey 5-2)	r-Ward (1-2)	81-66	1	+11.5	43,178	3,164,724	74
148	9/14	TOR	6-3	Gooden (8-6)	r-Sinclair (0-2)	82-66	1	+11.5	43,152	3,207,876	75
149	9/15	TOR	7-5	r-Ogea (5-3)	Stieb (1-2)	83-66	1	+12.5	43,323	3,251,199	76
150	9/16	MIN	8-6	Nagy (14-10)	Tewksbury (7-11)	84-66	1	+12.5	43,277	3,294,476	77
151	9/17	MIN	9-1	Burba (14-9)	Milton (7-13)	85-66	1	+13.5	43,299	3,337,775	78
152	9/18	KC	4-1	Wright (12-9)	Appier (1-1)	86-66	1	+13.5	43,260	3,381,035	79
153	9/19	KC	6-7	r-Service (6-3)	r-Shuey (5-3)	86-67	1	+12.5	43,182	3,424,217	80
154	9/20	KC	5-3	Colon (14-8)	Rapp (12-13)	87-67	1	+12.5	43,082	3,467,299	81
155	9/21	at NYY	4-1	Nagy (15-10)	Pettitte (16-11)	88-67	1	+12.5	21,449		
156	9/22	at NYY	4-10	Mendoza (10-2)	Burba (14-10)	88-68	1	+12.0	14,840		
157	9/22	at NYY	1-5	Irabu (13-9)	Ogea (5-4)	88-69	1	+11.0	32,315		
158	9/23	at NYY	4-8	r - Bradley (2-1)	Jacome (0-1)	88-70	1	+11.0	32,367		
159	9/24	at MIN	0-2	Radke (12-14)	Wright (12-10)	88-71	1	+11.0	7,800		
160	9/25	at MIN	4-5	r - Aguilera (4-9)	r - Shuey (5-4)	88-72	1	+10.0	11,940		
161	9/26	at MIN	9-5	r - Burba (15-10)	Tewksbury (7-13)	89-72	1	+10.0	28,764		
162	9/27	at MIN	2-6	Milton (8-14)	Colon (14-9)	89-73	1	+9.0	12,049		

# - extra inning game    r-relief decision    PITCHER IN CAPS - complete game

## 1998 CATCHER PROFILES

### CATCHERS

	ERA	IP	H	ER	CS	ATT	CS/ATT
<b>Alomar, Sandy</b>	4.39	931.0	1017	454	24	91	26.4%
<b>Borders, Pat</b>	4.67	399.1	410	207	12	45	26.7%
<b>Diaz, Einar</b>	4.13	130.2	125	60	6	16	37.5%

### WITH INDIVIDUAL PITCHERS

<b>Assenmacher, Paul</b>	ERA	IP	H	ER	CS	ATT	CS/ATT
Alomar, Sandy	2.22	28.1	34	7	0	7	0.0%
Borders, Pat	4.96	16.1	18	9	0	1	0.0%
Diaz, Einar	3.86	2.1	2	1	0	0	0.0%

<b>Burba, Dave</b>	ERA	IP	H	ER	CS	ATT	CS/ATT
Alomar, Sandy	3.90	117.2	120	51	2	8	25.0%
Borders, Pat	4.47	58.1	63	29	3	8	37.5%
Diaz, Einar	4.23	27.2	27	13	0	1	0.0%

<b>Colon, Bartolo</b>	ERA	IP	H	ER	CS	ATT	CS/ATT
Alomar, Sandy	3.68	144.1	143	59	1	6	16.7%
Borders, Pat	4.10	52.2	53	24	0	1	0.0%
Diaz, Einar	1.29	7.0	9	1	0	1	0.0%

<b>Gooden, Dwight</b>	ERA	IP	H	ER	CS	ATT	CS/ATT
Alomar, Sandy	3.33	81.0	83	30	1	9	11.1%
Borders, Pat	4.24	40.1	39	19	1	9	11.1%
Diaz, Einar	4.97	12.2	13	7	2	2	100.0%

<b>Jackson, Mike</b>	ERA	IP	H	ER	CS	ATT	CS/ATT
Alomar, Sandy	2.50	39.2	3	11	1	1	50.0%
Borders, Pat	0.00	20.1	11	0	2	2	100.0%
Diaz, Einar	0.00	4.0	1	0	1	1	100.0%

<b>Jones, Doug</b>	ERA	IP	H	ER	CS	ATT	CS/ATT
Alomar, Sandy	3.97	22.2	23	10	1	2	50.0%
Borders, Pat	0.00	1.0	1	0	0	0	0.0%
Diaz, Einar	2.35	7.2	10	2	0	0	0.0%

<b>Krivda, Rick</b>	ERA	IP	H	ER	CS	ATT	CS/ATT
Alomar, Sandy	3.14	14.1	16	5	1	1	100.0%
Borders, Pat	3.38	10.2	8	4	0	0	0.0%

<b>Mesa, Jose</b>	ERA	IP	H	ER	CS	ATT	CS/ATT
Alomar, Sandy	3.66	39.1	42	16	0	2	0.0%
Borders, Pat	9.20	14.2	19	15	1	1	100.0%

<b>Morman, Alvin</b>	ERA	IP	H	ER	CS	ATT	CS/ATT
Alomar, Sandy	6.75	10.2	13	8	1	2	50.0%
Borders, Pat	3.97	11.1	12	5	1	4	25.0%

<b>Nagy, Charles</b>	ERA	IP	H	ER	CS	ATT	CS/ATT
Alomar, Sandy	5.55	136.1	172	84	8	19	42.1%
Borders, Pat	5.53	57.0	66	35	0	6	0.0%
Diaz, Einar	1.59	17.0	12	3	1	5	20.0%

<b>Ogea, Chad</b>	ERA	IP	H	ER	CS	ATT	CS/ATT
Alomar, Sandy	5.51	49.0	53	30	0	7	0.0%
Borders, Pat	7.84	10.1	12	9	0	0	0.0%
Diaz, Einar	3.72	9.2	9	4	0	0	0.0%

<b>Plunk, Eric</b>	ERA	IP	H	ER	CS	ATT	CS/ATT
Alomar, Sandy	4.13	24.0	26	11	3	8	37.5%
Borders, Pat	5.82	17.0	18	11	2	2	100.0%

1998 CATCHER PROFILES (continued)

<b>Poole, Jim</b>	<b>ERA</b>	<b>IP</b>	<b>H</b>	<b>ER</b>	<b>CS</b>	<b>ATT</b>	<b>CS/ATT</b>
Alomar, Sandy	3.00	3.0	4	1	0	0	0.0%
Borders, Pat	9.00	1.0	1	1	0	0	0.0%
Diaz, Einar	6.00	3.0	4	2	0	1	0.0%
<b>Reed, Steve</b>	<b>ERA</b>	<b>IP</b>	<b>H</b>	<b>ER</b>	<b>CS</b>	<b>ATT</b>	<b>CS/ATT</b>
Alomar, Sandy	7.36	18.1	21	15	0	0	0.0%
Borders, Pat	1.54	11.2	10	2	0	3	0.0%
Diaz, Einar	15.43	2.1	3	4	0	0	0.0%
<b>Shuey, Paul</b>	<b>ERA</b>	<b>IP</b>	<b>H</b>	<b>ER</b>	<b>CS</b>	<b>ATT</b>	<b>CS/ATT</b>
Alomar, Sandy	3.56	30.1	30	12	3	7	42.9%
Borders, Pat	1.54	11.2	10	2	0	3	0.0%
Diaz, Einar	3.00	9.0	4	3	0	1	0.0%
<b>Villone, Ron</b>	<b>ERA</b>	<b>IP</b>	<b>H</b>	<b>ER</b>	<b>CS</b>	<b>ATT</b>	<b>CS/ATT</b>
Alomar, Sandy	3.77	14.1	16	6	1	1	100.0%
Borders, Pat	8.53	12.2	14	12	1	3	33.3%
<b>Worrell, Tim</b>	<b>ERA</b>	<b>IP</b>	<b>H</b>	<b>ER</b>	<b>CS</b>	<b>ATT</b>	<b>CS/ATT</b>
Alomar, Sandy	10.13	2.2	6	3	0	0	0.0%
Borders, Pat	0.00	2.2	0	0	0	0	0.0%
<b>Wright, Jaret</b>	<b>ERA</b>	<b>IP</b>	<b>H</b>	<b>ER</b>	<b>CS</b>	<b>ATT</b>	<b>CS/ATT</b>
Alomar, Sandy	4.98	130.0	144	72	3	12	25.0%
Borders, Pat	3.80	45.0	46	19	2	6	33.3%
Diaz, Einar	5.09	17.2	17	10	0	2	0.0%

## 1998 CLEVELAND INDIANS ODDS-N-ENDS

**POSTPONED GAMES:** Home - 1; Road - 2 (all played later)

**LONGEST GAME - TIME:** 5:23 - 17 innings at Seattle  
on July 30; 9 innings vs. Oakland on August 29

**SHORTEST GAME:** 2:08 - vs. Kansas City on June 16

**LONGEST GAME - INNINGS:** 17 innings - at Seattle on July 30

**LONGEST WINNING STREAK:** 6 games - four times -  
March 31-April 8, May 1-7, June 21-26, and September 13-18

**LONGEST LOSING STREAK:** 6 games - May 8-13

**MOST RUNS SCORED - GAME:** 16 - at Kansas City on May 19

**MOST RUNS SCORED BY OPPONENT - GAME:** 15 - 3 times -  
most recently at Toronto on September 7

**MOST RUNS SCORED - INNING:** 10 - vs. Oakland on August 31 - 1st inning

**MOST RUNS SCORED BY OPPONENT - INNING:** 9 -  
vs. White Sox on April 22 - 5th inning

**MOST HITS - GAME:** 20 - at Kansas City on May 19

**MOST HITS BY OPPONENT - GAME:** 24 - vs. Oakland on August 28

**FEWEST HITS - GAME:** 2 - at Kansas City on July 3

**FEWEST HITS BY OPPONENT - GAME:** 3 - 3 times -  
most recently at Tampa Bay on August 8

**ERRORS:** 110

**HOMERS - HOME:** 104

**DOUBLE PLAYS:** 146

**HOMERS - ROAD:** 94

**LEFT ON BASE:** 1169

**HOMERS - TOTAL:** 198

## AMERICAN LEAGUE BATTING LEADERS

HOME RUNS			RBI		
56	Griffey, K.	SEA	157	Gonzalez, J.	TEX
49	Belle, A.	CWS	152	Belle, A.	CWS
46	Canseco, J.	TOR	146	Griffey, K.	SEA
45	Gonzalez, J.	TEX	145	RAMIREZ, M.	CLE
45	RAMIREZ, M.	CLE	124	Rodriguez, A.	SEA
WALKS			STOLEN BASES		
118	Henderson, R.	OAK	66	Henderson, R.	OAK
110	Thomas, F.	CWS	54	LOFTON, K.	CLE
106	Martinez, E.	SEA	51	Stewart, S.	TOR
90	Salmon, T.	ANA	46	Rodriguez, A.	SEA
90	THOME, J.	CLE	45	Offerman, J.	KC
ON-BASE PERCENTAGE			SLUGGING PERCENTAGE		
.429	Martinez, E.	SEA	.655	Belle, A.	CWS
.422	Williams, B.	NYY	.630	Gonzalez, J.	TEX
.413	THOME, J.	CLE	.611	Griffey, K.	SEA
.410	Salmon, T.	ANA	.599	RAMIREZ, M.	CLE
.403	Offerman, J.	KC	.592	Delgado, C.	TOR

## AMERICAN LEAGUE PITCHING LEADERS

WINS			EARNED RUN AVERAGE		
20	Helling, R.	TEX	2.65	Clemens, R.	TOR
20	Cone, D.	NYY	2.89	Martinez, P.	BOS
20	Clemens, R.	TOR	3.17	Rogers, K.	OAK
19	Martinez, P.	BOS	3.39	Finley, C.	ANA
19	Sele, A.	TEX	3.49	Wells, D.	NYY
			3.49	Mussina, M.	BAL
SAVES			STRIKEOUTS		
46	Gordon, T.	BOS	271	Clemens, R.	TOR
42	Wetteland, J.	TEX	251	Martinez, P.	BOS
42	Percival, T.	ANA	213	Johnson, R.	SEA
40	JACKSON, M.	CLE	212	Finley, C.	ANA
38	Aguilera, R.	MIN	209	Cone, D.	NYY
INNINGS PITCHED			WINNING PCT.		
251.1	Erickson, S.	BAL	.818	Wells, D.	NYY
238.2	Rogers, K.	OAK	.769	Clemens, R.	TOR
234.2	Clemens, R.	TOR	.750	Hernandez, O.	NYY
234.1	Moyer, J.	SEA	.741	Helling, R.	TEX
234.0	Belcher, T.	KC	.741	Cone, D.	NYY

## CLUB BATTING

CLUB	AVG	G	AB	R	H	2B	3B	HR	RBI	SH	SF	HP	BB	IBB	SO	SB	CS	OBP
Texas	.289	162	5672	940	1637	314	32	201	894	41	54	39	595	27	1045	82	47	.357
New York	.288	162	5643	965	1625	290	31	207	907	32	59	57	653	34	1025	153	63	.364
Boston	.280	162	5601	876	1568	338	35	205	827	35	52	70	541	32	1049	72	39	.348
Seattle	.276	161	5628	859	1553	321	28	234	822	36	48	57	558	26	1081	115	39	.345
Baltimore	.273	162	5565	817	1520	303	11	214	783	44	44	58	593	30	903	86	48	.347
<b>CLEVELAND</b>	<b>.272</b>	<b>162</b>	<b>5616</b>	<b>850</b>	<b>1530</b>	<b>334</b>	<b>30</b>	<b>198</b>	<b>811</b>	<b>30</b>	<b>59</b>	<b>40</b>	<b>631</b>	<b>35</b>	<b>1061</b>	<b>143</b>	<b>60</b>	<b>.347</b>
Anaheim	.272	162	5630	787	1530	314	27	147	739	49	41	48	510	30	1028	93	45	.335
Chicago	.271	163	5585	861	1516	291	38	198	806	38	59	47	551	34	916	127	46	.339
Minnesota	.266	162	5641	734	1499	285	32	115	691	18	52	45	506	33	915	112	54	.328
Toronto	.266	163	5580	816	1482	316	19	221	776	43	49	87	564	43	1132	184	81	.340
Detroit	.264	162	5664	722	1494	306	29	165	691	16	45	62	455	25	1070	122	62	.323
Kansas City	.263	161	5546	714	1459	274	40	134	686	45	65	60	475	24	984	135	50	.324
Tampa Bay	.261	162	5555	620	1450	267	43	111	579	53	38	37	473	24	1107	120	73	.321
Oakland	.257	162	5490	804	1413	295	13	149	755	58	46	55	633	22	1122	131	47	.338

## CLUB PITCHING

Club	W	L	ERA	G	CG	SHO	SV	IP	H	R	ER	HR	HP	BB	IBB	SO	WP	BK	AVG
New York	114	48	3.82	162	22	16	48	1456.2	1357	656	619	156	68	466	25	1080	37	5	.247
Boston	92	70	4.18	162	5	8	53	1436.0	1406	729	667	168	53	504	33	1025	62	2	.255
Toronto	88	74	4.28	163	10	11	47	1465.0	1443	768	697	169	45	587	26	1154	34	4	.256
Tampa Bay	63	99	4.35	162	7	7	28	1443.0	1425	751	698	171	81	643	27	1008	43	3	.261
<b>CLEVELAND</b>	<b>89</b>	<b>73</b>	<b>4.44</b>	<b>162</b>	<b>9</b>	<b>4</b>	<b>47</b>	<b>1460.0</b>	<b>1552</b>	<b>779</b>	<b>721</b>	<b>171</b>	<b>67</b>	<b>563</b>	<b>48</b>	<b>1037</b>	<b>35</b>	<b>5</b>	<b>.274</b>
Anaheim	85	77	4.49	162	3	5	52	1444.0	1481	783	720	164	47	630	23	1091	70	4	.267
Baltimore	79	83	4.74	162	16	10	37	1431.1	1505	785	754	169	46	535	32	1065	51	6	.272
Minnesota	70	92	4.75	162	7	8	42	1447.2	1622	818	764	180	43	458	21	952	55	5	.284
Oakland	74	88	4.81	162	12	4	39	1434.0	1555	866	766	179	56	529	29	922	68	5	.276
Detroit	65	97	4.93	162	9	4	32	1446.1	1551	863	792	185	40	595	53	947	60	0	.277
Seattle	76	85	4.93	161	17	7	31	1424.1	1530	855	781	196	60	528	23	1156	61	6	.273
Texas	88	74	4.99	162	10	8	46	1431.1	1624	871	794	164	45	519	32	994	62	2	.285
Kansas City	72	89	5.15	161	6	5	46	1436.1	1590	899	822	196	60	568	28	999	72	5	.281
Chicago	80	82	5.22	163	8	4	42	1438.2	1569	931	835	211	54	580	20	911	58	10	.278

## CLUB FIELDING

CLUB	PCT	G	PO	A	E	TC	DP	TP	PB
Baltimore	.987	162	4294	1758	81	6133	144	0	12
Tampa Bay	.985	162	4329	1763	94	6186	178	0	19
New York	.984	162	4370	1639	98	6107	146	0	12
Boston	.983	162	4308	1624	105	6037	128	0	35
Anaheim	.983	162	4332	1646	106	6084	146	0	28
<b>CLEVELAND</b>	<b>.982</b>	<b>162</b>	<b>4380</b>	<b>1727</b>	<b>110</b>	<b>6217</b>	<b>146</b>	<b>0</b>	<b>8</b>
Minnesota	.982	162	4343	1585	108	6036	135	0	11
Detroit	.982	162	4339	1812	115	6266	164	0	14
Texas	.980	162	4294	1580	121	5995	140	0	10
Kansas City	.980	161	4309	1689	125	6123	172	0	11
Toronto	.979	163	4395	1531	125	6051	131	0	9
Seattle	.979	161	4273	1571	125	5969	139	0	11
Chicago	.977	163	4316	1706	140	6162	161	0	9
Oakland	.977	162	4302	1654	141	6097	155	0	13

## CLUB DESIGNATED HITTER SUMMARY

CLUB	AVG	AB	R	H	2B	3B	HR	RBI	SH	SF	HP	BB	IBB	SO	SB	CS	OBP
Seattle	.312	568	91	177	45	1	28	102	0	7	3	105	3	100	2	1	.417
Baltimore	.308	616	93	190	29	0	24	109	0	4	5	59	4	106	4	3	.371
Texas	.296	585	100	173	37	6	29	111	1	5	4	65	7	129	1	3	.367
Anaheim	.288	565	95	163	36	2	25	100	1	10	5	101	5	128	2	2	.395
Boston	.283	573	91	162	33	1	30	97	1	6	4	83	6	139	8	2	.374
Minnesota	.279	620	85	173	35	6	5	83	1	11	2	54	7	62	11	2	.333
Oakland	.278	597	103	166	36	1	28	110	0	4	4	70	4	109	8	4	.356
New York	.276	568	89	157	24	3	31	93	0	7	4	93	5	130	13	12	.378
Detroit	.271	584	83	158	32	1	17	71	2	5	7	60	5	119	15	7	.343
Kansas City	.269	606	81	163	29	1	17	91	2	6	1	57	4	117	6	3	.330
<b>CLEVELAND</b>	<b>.268</b>	<b>601</b>	<b>100</b>	<b>161</b>	<b>46</b>	<b>1</b>	<b>19</b>	<b>87</b>	<b>0</b>	<b>7</b>	<b>2</b>	<b>78</b>	<b>6</b>	<b>121</b>	<b>9</b>	<b>3</b>	<b>.350</b>
Tampa Bay	.265	586	70	155	47	2	16	73	0	3	3	64	3	145	10	6	.338
Chicago	.259	571	102	148	34	4	26	99	0	10	6	103	2	91	5	1	.372
Toronto	.228	597	94	136	22	0	43	101	1	6	8	68	7	170	14	13	.312

## CLUB PINCH HITTER SUMMARY

CLUB	AVG	AB	R	H	2B	3B	HR	RBI	SH	SF	HP	BB	IBB	SO	SB	CS	OBP
Minnesota	.301	83	6	25	5	0	0	12	0	2	0	14	1	20	2	0	.394
Oakland	.299	117	13	35	6	0	1	24	1	2	0	16	1	24	3	0	.378
Tampa Bay	.272	114	18	31	6	0	3	25	1	0	0	11	0	33	2	0	.336
<b>CLEVELAND</b>	<b>.250</b>	<b>76</b>	<b>8</b>	<b>19</b>	<b>4</b>	<b>2</b>	<b>1</b>	<b>17</b>	<b>0</b>	<b>2</b>	<b>1</b>	<b>8</b>	<b>1</b>	<b>23</b>	<b>0</b>	<b>1</b>	<b>.322</b>
Texas	.235	115	19	27	5	0	2	22	0	3	0	10	1	29	1	0	.289
Boston	.218	133	11	29	9	1	2	18	1	2	3	18	1	35	0	0	.321
Baltimore	.209	129	13	27	5	0	1	23	0	5	3	21	1	34	0	1	.323
Toronto	.204	54	4	11	3	0	1	5	0	2	1	3	1	21	1	0	.250
New York	.203	69	8	14	3	0	2	23	1	4	1	16	0	19	0	0	.344
Anaheim	.195	87	4	17	5	0	0	8	1	0	1	10	1	20	0	1	.286
Detroit	.190	116	9	22	2	0	4	16	0	1	1	8	0	31	1	0	.246
Seattle	.187	75	8	14	5	1	0	9	1	3	2	12	0	19	0	0	.304
Kansas City	.186	118	6	22	4	0	1	12	0	0	3	6	0	26	1	0	.244
Chicago	.186	59	4	11	3	1	1	9	0	0	0	6	0	14	1	0	.262

## 1998 INDIANS BATTING

	AB	H	HR	RBI	BA
SEASON	5616	1530	198	811	.272
HOME	2773	803	104	439	.290
ROAD	2843	727	94	372	.256
vs. Baltimore	383	100	10	57	.261
Boston	376	88	12	38	.234
New York	363	97	15	40	.267
Tampa Bay	331	88	9	47	.266
Toronto	375	94	17	50	.251
A.L. EAST	1828	467	63	232	.255
vs. Chicago	405	106	15	67	.262
Detroit	413	115	12	54	.278
Kansas City	428	127	19	81	.297
Minnesota	403	111	15	60	.275
A.L. CENTRAL	1649	459	61	262	.278
vs. Anaheim	381	116	14	65	.304
Oakland	391	106	12	59	.271
Seattle	403	111	18	69	.275
Texas	385	98	9	39	.255
A.L. WEST	1560	431	53	232	.276
vs. Chicago	72	21	2	8	.292
Cincinnati	107	30	3	15	.280
Houston	110	32	4	11	.291
Milwaukee	103	28	4	16	.272
Pittsburgh	112	34	4	15	.304
St. Louis	75	28	4	20	.373
N.L. CENTRAL	579	173	21	85	.299
PRE-ASG	2989	836	106	456	.280
POST-ASG	2627	694	92	355	.264
vs. RHP	3986	1088	147	595	.273
vs. LHP	1630	442	51	216	.271
PINCH HITTING	76	19	1	17	.250
DES. HITTING	601	161	19	87	.268
IN APRIL	891	235	27	138	.264
MAY	999	282	36	162	.282
JUNE	927	276	32	127	.298
JULY	965	250	41	131	.259
AUGUST	955	263	28	137	.275
SEPT/OCT	879	224	34	116	.255

## 1998 INDIANS DESIGNATED HITTERS

BATTER	AVG	G	AB	R	H	2B	3B	HR	RBI	SH	SF	HP	BB	SO	OBP
Afonar	.300	3	10	1	3	0	0	1	6	0	0	0	1	2	.364
Berra	.200	5	15	2	3	0	0	0	1	0	0	0	1	8	.250
Dunston	.133	7	15	2	2	2	0	0	0	0	0	0	1	2	.188
Fielder	.154	10	26	1	4	1	0	0	0	0	0	1	1	9	.214
Fryman	.250	2	8	1	2	1	0	0	0	0	0	0	0	4	.250
Giles	.100	6	20	1	2	1	0	0	0	0	0	0	2	3	.182
Justice	.287	123	460	83	132	38	1	17	75	0	7	0	65	81	.370
Ramirez, M.	.250	2	8	0	2	0	0	0	2	0	0	0	0	1	.333
Saxson	.000	2	5	0	0	0	0	0	0	0	0	0	0	2	.000
Thorne	.273	6	22	4	6	0	0	1	1	1	0	0	2	2	.385
Whiten	.417	5	12	5	5	3	0	0	2	0	0	0	0	3	.533

## 1998 INDIANS PINCH HITTERS

BATTER	AVG	AB	R	H	2B	3B	HR	RBI	SH	SF	HP	BB	SO	OBP
Afonar	.250	4	0	1	0	0	0	2	0	0	0	0	0	.250
Bell	.000	2	0	0	0	0	0	0	0	0	0	0	1	.000
Berra	.000	2	0	0	0	0	0	0	0	0	0	0	1	.000
Borders	.667	3	1	2	2	0	0	0	0	0	0	0	0	.667
Corra	.000	2	0	0	0	0	0	0	0	0	0	0	1	.000
Cruz	.000	1	0	0	0	0	0	0	0	0	0	0	1	.000
Diaz	1.000	1	0	1	0	0	0	0	0	0	0	0	0	1.000
Dunston	.143	7	1	1	0	0	1	1	0	0	0	0	1	.143
Fielder	.000	2	0	0	0	0	0	3	0	0	1	3	1	.333
Giles	.500	2	0	1	0	0	0	0	0	0	1	1	1	.714
Justice	.375	8	3	3	1	1	0	3	0	0	1	2	2	.444
Luke	.000	2	0	0	0	0	0	0	0	0	0	0	0	.000
Mantlo	.000	2	0	0	0	0	0	0	0	0	0	0	1	.000
Saxson	.000	2	0	0	0	0	0	1	0	0	0	0	0	.000
Thorne	.000	1	1	0	0	0	0	0	0	0	0	2	1	.667
Whiten	.286	14	1	4	1	0	0	1	0	0	0	0	7	.286
Wilson	.000	1	0	0	0	0	0	0	0	0	0	1	0	.500

## 1998 INDIANS BATTING

BATTER	AVG	G	AB	R	H	2B	3B	HR	RBI	SH	SF	HP	BB	SO	SB	CS	E	OBP
Alomar	.235	117	409	45	96	26	2	6	44	5	3	3	18	45	0	3	6	.270
Bell	.262	107	340	37	89	21	2	10	41	1	5	2	22	54	0	4	9	.306
Berroa	.200	20	65	6	13	3	1	0	3	0	0	0	7	17	1	0	0	.278
Bordars	.238	54	160	12	38	6	0	0	6	2	1	2	10	40	0	2	8	.269
Branson	.200	63	100	6	20	4	1	1	9	1	1	0	3	21	0	0	5	.221
Bryan	.000	1	4	0	0	0	0	0	0	0	0	0	0	0	0	0	0	.000
Cabrera	.000	1	2	0	0	0	0	0	0	0	0	0	0	1	0	0	0	.000
Cora	.229	24	83	16	19	4	0	0	6	2	0	1	11	9	2	1	1	.326
RIGHT	.273	22			6	2	0	0	1	0	0	0	4	3				.385
LEFT	.213	61			13	2	0	0	5	2	0	1	7	6				.304
Cruz	.000	1	1	0	0	0	0	0	0	0	0	0	0	1	0	0	0	.000
Diaz	.229	17	48	8	11	1	0	2	9	0	3	2	3	2	0	0	3	.286
Dunston	.237	62	156	26	37	11	3	3	12	0	3	1	6	18	9	2	4	.265
Fielder	.143	14	35	1	5	1	0	0	0	0	0	1	1	13	0	0	1	.189
Fryman	.287	146	557	74	160	33	2	28	96	0	4	3	44	125	10	8	13	.340
Giles	.269	112	350	56	94	19	0	16	66	1	3	3	73	75	10	5	5	.366
Justice	.280	146	540	94	151	39	2	21	88	0	9	0	76	98	9	3	0	.363
Lotton	.282	154	600	101	169	31	6	12	64	3	6	2	87	80	54	10	8	.371
Lovullo	.211	6	19	1	4	1	0	0	1	1	0	0	1	2	0	0	1	.250
Luke	.000	2	2	0	0	0	0	0	0	0	0	0	0	0	0	0	0	.000
Manto	.216	15	37	8	8	1	0	2	6	0	0	0	2	10	0	1	1	.301
Ramirez, A.	.125	3	8	1	1	0	0	0	0	0	0	0	0	3	0	0	1	.125
Ramirez, M.	.294	150	571	108	168	35	2	45	145	0	10	6	76	121	5	3	7	.377
Savson	.310	49	174	28	54	14	1	11	35	0	0	3	6	42	1	1	6	.344
Thome	.293	123	440	89	129	34	2	30	85	0	4	3	90	141	1	0	10	.413
Vizquel	.288	151	576	86	166	30	6	2	50	12	6	4	62	64	37	12	5	.358
RIGHT	.269	186			50	12	2	1	16	3	1	1	26	23				.360
LEFT	.297	390			116	18	4	1	34	9	5	3	36	41				.357
Whiten	.283	88	226	31	64	14	0	6	29	1	0	3	29	60	2	1	4	.372
RIGHT	.278	90			25	6	0	0	9	1	0	1	7	16				.337
LEFT	.287	136			39	8	0	6	20	0	0	2	22	44				.394
Wilson	.322	32	90	13	29	6	0	2	12	1	1	1	4	8	2	4	2	.354
RIGHT	.373	51			19	5	0	2	10	0	0	1	1	1	1	1	1	.396
LEFT	.256	39			10	1	0	0	2	1	1	0	3	7				.302
INDIANS	.272	162	5616	850	1530	334	30	198	811	30	59	40	631	1061	143	60	110	.347

## 1998 INDIANS PITCHING

PITCHER	W	L	ERA	G	GS	CG	SHO	SV	IP	H	R	ER	HR	HB	BB	SO	WP	AVG	OPP
Asenmacher	2	5	3.26	69	0	0	0	3	47.0	54	22	17	5	1	19	43	0	.286	
Burba	15	10	4.11	32	31	0	0	0	203.2	210	100	93	30	7	69	132	6	.269	
Colon	14	9	3.71	31	31	6	2	0	204.0	205	91	84	15	3	79	158	4	.260	
Gooden	8	6	3.76	23	23	0	0	0	134.0	135	59	56	13	9	51	83	3	.262	
Jackson	1	1	1.55	69	0	0	0	40	64.0	43	11	11	4	4	13	55	1	.195	
Jacome	0	1	14.40	1	1	0	0	0	5.0	10	8	8	2	0	6	28	0	.281	
Jones	1	2	3.45	23	0	0	0	1	31.1	34	12	12	2	0	6	28	0	.281	
Karsay	0	2	5.92	11	1	0	0	0	24.1	31	16	16	3	2	6	13	2	.310	
Krivda	2	0	3.24	11	1	0	0	0	25.0	24	10	9	2	0	16	10	1	.250	
Martin	1	1	12.89	14	0	0	0	0	14.2	29	21	21	3	0	12	9	2	.408	
Mesa	3	4	5.17	44	0	0	0	1	54.0	61	36	31	7	4	20	35	2	.282	
Morman	0	1	5.32	31	0	0	0	0	22.0	25	13	13	1	0	11	16	2	.298	
Nagy	15	10	5.22	33	33	2	0	0	210.1	250	139	122	34	9	66	120	3	.298	
Opea	5	4	5.61	19	9	0	0	0	69.0	74	44	43	9	7	25	43	0	.273	
Plunk	3	1	4.83	37	0	0	0	0	41.0	44	23	22	6	2	15	38	0	.282	
Poolle	0	0	5.14	12	0	0	0	0	7.0	9	4	4	0	1	3	11	0	.300	
Rakers	0	0	9.00	1	0	0	0	0	1.0	0	1	1	0	0	3	0	0	.000	
Reed	2	2	6.66	20	0	0	0	0	25.2	26	19	19	4	1	8	23	0	.260	
Shuey	5	4	3.00	43	0	0	0	2	51.0	44	19	17	6	3	25	58	3	.229	
Vilone	0	0	6.00	25	0	0	0	0	27.0	30	18	18	3	2	22	15	0	.297	
Whiten	0	0	9.00	1	0	0	0	0	1.0	1	1	1	0	1	2	3	0	.250	
Worrell	0	0	5.06	3	0	0	0	0	5.1	6	3	3	0	0	2	2	0	.300	
Wright	12	10	4.72	32	32	1	1	0	192.2	207	109	101	22	11	87	140	6	.277	
INDIANS	89	73	4.44	162	162	9	4	47	1460.0	1552	779	721	171	67	563	1037	35	.274	

## 1998 INDIANS PITCHING

	W-L-S	ERA	IP	H	ER	SO
SEASON	89-73-47	4.44	1460.0	1552	721	1037
HOME	46-35-24	4.57	746.0	839	379	546
ROAD	43-38-23	4.31	714.0	713	342	491
vs. Baltimore	6-5-3	5.52	101.0	116	62	67
Boston	3-8-3	5.12	96.2	117	55	68
New York	4-7-3	4.55	95.0	94	48	67
Tampa Bay	7-3-3	2.53	92.2	83	26	59
Toronto	7-4-5	4.90	101.0	103	55	95
A.L. EAST	27-27-17	4.55	486.1	513	246	356
vs. Chicago	6-6-5	4.80	105.0	108	56	71
Detroit	9-3-3	2.89	109.0	104	35	80
Kansas City	8-4-3	3.08	108.0	112	37	68
Minnesota	6-6-2	4.21	104.2	111	49	69
A.L. CENTRAL	29-19-13	3.73	426.2	435	177	288
vs. Anaheim	7-4-3	5.88	98.0	114	64	74
Oakland	3-8-3	7.24	97.0	141	78	79
Seattle	9-2-6	5.13	107.0	113	61	92
Texas	4-7-1	3.55	99.0	90	39	63
A.L. WEST	23-21-13	5.43	401.0	458	242	308
vs. Chicago	2-0-2	2.50	18.0	13	5	10
Cincinnati	2-1-0	1.38	26.0	22	4	14
Houston	1-2-1	6.83	29.0	36	22	22
Milwaukee	2-1-1	3.12	26.0	29	9	16
Pittsburgh	1-2-0	3.41	29.0	31	11	14
St. Louis	2-0-0	2.50	18.0	15	5	9
N.L. CENTRAL	10-6-4	3.45	146.0	146	56	85
PRE-ASG	50-35-20	3.86	768.0	769	329	526
POST-ASG	39-38-27	5.10	692.0	783	392	511
START	66-51-0	4.46	1005.1	1078	498	662
RELIEF	23-22-47	4.43	454.2	474	224	375
IN APRIL	14-12-9	4.70	233.2	258	122	176
MAY	18-10-4	3.81	255.1	249	108	178
JUNE	14-12-5	3.29	235.0	220	86	140
JULY	16-12-10	4.94	255.0	285	140	180
AUGUST	13-15-9	5.11	250.1	293	142	183
SEPT/OCT	14-12-10	4.80	230.2	247	123	180

### 1998 SLUGGING PCT./ON-BASE PCT. OF 1999 INDIANS

	SLG/OBP		SLG/OBP
Alomar, R. ....	.418/.347	Lofton .....	.413/.371
Alomar, S. ....	.352/.270	Ramirez, A. ....	.125/.125
Branyan .....	.000/.000	Ramirez, M. ....	.599/.377
Cabrera .....	.000/.000	Sexson .....	.592/.344
Cruz .....	.000/.000	Thome .....	.584/.413
Diaz .....	.375/.286	Vizquel .....	.372/.358
Fryman .....	.504/.340	Whiten .....	.425/.372
Justice .....	.476/.363	Wilson .....	.456/.354

## 1998 INDIANS FIELDING STATISTICS

FIRST BASE	PCT	G	PO	A	E	TC	DP	
Bell	1.000	1	4	0	0	4	0	
Branson	1.000	3	9	2	0	11	0	
Fielder	.933	3	12	2	1	15	1	
Manto	.981	7	49	2	1	52	4	
Sexson	.984	45	321	38	6	365	36	
Thome	.991	117	998	85	10	1093	97	
SECOND BASE	PCT	G	PO	A	E	TC	DP	
Bell	.982	101	192	294	9	495	58	
Branson	.960	11	35	37	3	75	14	
Cora	.986	21	31	40	1	72	8	
Dunston	.978	24	32	55	2	89	9	
Lovullo	.947	5	4	14	1	19	3	
Manto	1.000	1	0	1	0	1	1	
Wilson	.989	22	34	52	1	87	6	
THIRD BASE	PCT	G	PO	A	E	TC	DP	
Bell	1.000	6	4	12	0	16	1	
Borders	1.000	1	0	1	0	1	0	
Branson	.913	20	5	16	2	23	1	
Branyan	1.000	1	0	1	0	1	0	
Fryman	.963	144	100	238	13	351	22	
Lovullo	1.000	1	0	1	0	1	0	
Manto	1.000	8	0	5	0	5	2	
Wilson	1.000	2	1	0	0	1	0	
SHORTSTOP	PCT	G	PO	A	E	TC	DP	
Bell	1.000	1	1	0	0	1	0	
Branson	.000	2	0	0	0	0	0	
Cabrera	1.000	1	2	2	0	4	0	
Dunston	.944	14	13	21	2	36	3	
Fryman	1.000	3	1	5	0	6	2	
Vizquel	.993	151	273	442	5	720	94	
Wilson	.969	10	8	23	1	32	3	
CATCHER	PCT	G	PO	A	E	TC	DP	PB
Alomar	.992	111	712	42	6	760	7	4
Borders	.974	53	283	19	8	310	1	4
Diaz	.973	17	101	9	3	113	0	0
OUTFIELD	PCT	G	PO	A	E	TC	DP	
Berroa	1.000	14	27	1	0	28	0	
Dunston	1.000	12	18	0	0	18	0	
Giles	.978	101	212	7	5	224	1	
Justice	1.000	21	37	0	0	37	0	
Lofton	.978	154	340	19	8	367	4	
Ramirez, A.	.833	3	5	0	1	6	0	
Ramirez, M.	.977	148	291	10	7	308	1	
Sexson	1.000	3	4	0	0	4	0	
Whiten	.970	72	124	7	4	135	1	
PITCHER	PCT	G	PO	A	E	TC	DP	
Assenmacher	1.000	69	2	4	0	6	0	
Burba	.953	32	15	26	2	43	4	
Colon	.979	31	13	34	1	48	1	
Gooden	1.000	23	6	18	0	24	1	
Jackson	.944	69	6	11	1	18	2	
Jacome	.000	1	0	0	0	0	0	
Jones	1.000	23	0	7	0	7	1	
Karsay	1.000	11	3	2	0	5	0	
Krivda	1.000	11	2	3	0	5	0	
Martin	1.000	14	1	2	0	3	0	
Mesa	.933	44	4	10	1	15	1	
Morman	1.000	31	2	4	0	6	0	
Nagy	.969	33	17	46	2	65	4	
Ogea	1.000	19	2	9	0	11	1	
Plunk	.833	37	0	5	1	6	0	
Poole	1.000	12	0	2	0	2	0	
Rakers	.000	1	0	0	0	0	0	
Reed	1.000	20	2	3	0	5	1	
Shuey	.889	43	3	5	1	9	0	
Villone	1.000	25	2	4	0	6	0	
Whiten	.000	1	0	0	0	0	0	
Worrell	1.000	43	8	15	0	23	1	
Wright	.977	32	16	26	1	43	0	

## 1998 BATTERS WITH RUNNERS IN SCORING POSITION

PLAYER	OUTS	AVG	AB	H	2B	3B	HR	RBI-SP	MISP	MOB	BB	IBB	SO	SH	SF	GIDP
Alomar	<2	.237	76	18	7	0	1	25	102	143	0	0	10	3	3	9
Alomar	=2	.175	40	7	1	0	1	8	53	78	5	0	7	0	0	0
Alomar		.216	116	25	8	0	2	33	155	221	5	0	17	3	3	9
Bell	<2	.239	46	11	2	1	0	17	65	91	3	1	9	0	5	1
Bell	=2	.245	49	12	2	0	1	10	63	91	7	3	8	0	0	0
Bell		.242	95	23	4	1	1	27	128	182	10	4	17	0	5	1
Berroa	<2	.182	11	2	0	1	0	1	11	15	0	0	4	0	0	1
Berroa	=2	.400	5	2	0	0	0	2	7	8	2	0	1	0	0	0
Berroa		.250	16	4	0	1	0	3	18	23	2	0	5	0	0	1
Borders	<2	.087	23	2	0	0	0	3	32	44	2	0	11	2	1	0
Borders	=2	.077	26	2	1	0	0	2	34	44	4	0	9	0	0	0
Borders		.082	49	4	1	0	0	5	66	88	6	0	20	2	1	0
Branson	<2	.125	16	2	0	1	0	4	19	24	0	0	5	0	1	0
Branson	=2	.176	17	3	0	0	0	3	21	27	1	0	6	0	0	0
Branson		.152	33	5	0	1	0	7	40	51	1	0	11	0	1	0
Bryan	<2	.000	1	0	0	0	0	0	1	1	0	0	1	0	0	0
Bryan	=2	.000	0	0	0	0	0	0	0	0	0	0	0	0	0	0
Bryan		.000	1	0	0	0	0	0	1	1	0	0	1	0	0	0
Burba	<2	.000	1	0	0	0	0	0	1	1	0	0	0	0	0	0
Burba	=2	.000	0	0	0	0	0	0	0	0	0	0	0	0	0	0
Burba		.000	1	0	0	0	0	0	1	1	0	0	0	0	0	0
Cabrera	<2	.000	1	0	0	0	0	0	1	1	0	0	1	0	0	0
Cabrera	=2	.000	0	0	0	0	0	0	0	0	0	0	0	0	0	0
Cabrera		.000	1	0	0	0	0	0	1	1	0	0	1	0	0	0
Colon	<2	.000	0	0	0	0	0	0	0	0	0	0	0	0	0	0
Colon	=2	.500	2	1	0	0	0	1	2	3	0	0	1	0	0	0
Colon		.500	2	1	0	0	0	1	2	3	0	0	1	0	0	0
Cora	<2	.200	10	2	0	0	0	2	17	28	3	0	1	1	0	2
Cora	=2	.222	18	4	0	0	0	4	21	30	1	0	0	0	0	0
Cora		.214	28	6	0	0	0	6	38	58	4	0	1	1	0	2
Diaz	<2	.286	7	2	0	0	1	6	14	19	0	0	1	0	3	0
Diaz	=2	.500	2	1	0	0	1	1	2	3	0	0	0	0	0	0
Diaz		.333	9	3	0	0	2	7	16	22	0	0	1	0	3	0
Dunston	<2	.111	18	2	0	0	0	3	26	37	0	0	2	0	3	1
Dunston	=2	.211	19	4	1	2	0	4	23	34	0	0	1	0	0	0
Dunston		.162	37	6	1	2	0	7	49	71	0	0	3	0	3	1
Fielder	<2	.000	5	0	0	0	0	0	7	10	0	0	1	0	0	1
Fielder	=2	.000	3	0	0	0	0	0	4	6	1	0	1	0	0	0
Fielder		.000	8	0	0	0	0	0	11	16	1	0	2	0	0	1
Fryman	<2	.326	89	29	3	0	4	36	121	176	8	0	19	0	4	6
Fryman	=2	.275	69	19	3	1	4	19	88	135	6	0	23	0	0	0
Fryman		.304	158	48	6	1	8	55	209	311	14	0	42	0	4	6
Giles	<2	.318	44	14	3	0	2	19	75	102	13	6	9	1	3	4
Giles	=2	.250	48	12	3	0	2	19	84	120	18	2	14	0	0	0
Giles		.283	92	26	6	0	4	38	159	222	31	8	23	1	3	4
Justice	<2	.262	84	22	7	1	2	36	124	161	13	3	17	0	9	3
Justice	=2	.286	63	18	4	0	1	17	98	128	17	4	15	0	0	0
Justice		.272	147	40	11	1	3	53	222	289	30	7	32	0	9	3
Lofton	<2	.278	54	15	3	0	1	24	85	108	10	0	5	1	6	1
Lofton	=2	.297	74	22	4	1	2	22	95	126	10	1	18	0	0	0
Lofton		.289	128	37	7	1	3	46	180	234	20	1	23	1	6	1
Lovullo	<2	1.000	1	1	0	0	0	1	2	3	0	0	0	1	0	0
Lovullo	=2	.000	2	0	0	0	0	0	2	4	0	0	1	0	0	0
Lovullo		.333	3	1	0	0	0	1	4	7	0	0	1	1	0	0

< with less than two outs      = with two outs

1998 BATTERS WITH RUNNERS IN SCORING POSITION (continued)

Luke	<2	.000	0	0	0	0	0	0	0	0	0	0	0	0	0	0	0	0
Luke	=2	.000	1	0	0	0	0	0	1	1	0	0	0	0	0	0	0	0
Luke		.000	1	0	0	0	0	0	1	1	0	0	0	0	0	0	0	0
Manto	<2	.500	6	3	0	0	0	4	9	12	0	0	2	0	0	0	0	0
Manto	=2	.000	4	0	0	0	0	0	4	5	0	0	1	0	0	0	0	0
Manto		.300	10	3	0	0	0	4	13	17	0	0	3	0	0	0	0	0
Nagy	<2	.000	0	0	0	0	0	0	0	0	0	0	0	0	0	0	0	0
Nagy	=2	.000	3	0	0	0	0	0	3	6	0	0	2	0	0	0	0	0
Nagy		.000	3	0	0	0	0	0	3	6	0	0	2	0	0	0	0	0
Ramirez, A.	<2	.000	2	0	0	0	0	0	2	2	0	0	1	0	0	0	0	0
Ramirez, A.	=2	.000	1	0	0	0	0	0	1	1	0	0	0	0	0	0	0	0
Ramirez, A.		.000	3	0	0	0	0	0	3	3	0	0	1	0	0	0	0	0
Ramirez, M.	<2	.371	89	33	6	1	10	54	131	193	10	0	19	0	10	12	0	0
Ramirez, M.	=2	.237	76	18	6	0	3	21	120	166	25	6	16	0	0	0	0	0
Ramirez, M.		.309	165	51	12	1	13	75	251	359	35	6	35	0	10	12	0	0
Sexson	<2	.217	23	5	0	1	0	8	27	40	1	0	3	0	0	2	0	0
Sexson	=2	.304	23	7	1	0	2	9	30	43	2	0	7	0	0	0	0	0
Sexson		.261	46	12	1	1	2	17	57	83	3	0	10	0	0	2	0	0
Shuey	<2	.000	0	0	0	0	0	0	0	0	0	0	0	0	0	0	0	0
Shuey	=2	.000	1	0	0	0	0	0	1	2	0	0	0	0	0	0	0	0
Shuey		.000	1	0	0	0	0	0	1	2	0	0	0	0	0	0	0	0
Thome	<2	.340	53	18	6	0	2	25	84	120	14	4	13	0	4	3	0	0
Thome	=2	.185	65	12	5	0	3	14	97	126	19	4	26	0	0	0	0	0
Thome		.254	118	30	11	0	5	39	181	246	33	8	39	0	4	3	0	0
Vizquel	<2	.254	71	18	5	2	0	19	107	133	7	1	10	8	6	1	0	0
Vizquel	=2	.361	61	22	8	1	0	27	83	103	10	0	7	0	0	0	0	0
Vizquel		.303	132	40	13	3	0	46	190	236	17	1	17	8	6	1	0	0
Whiten	<2	.270	37	10	1	0	0	14	56	76	8	0	9	0	0	2	0	0
Whiten	=2	.286	21	6	0	0	0	7	29	48	3	0	7	0	0	0	0	0
Whiten		.276	58	16	1	0	0	21	85	124	11	0	16	0	0	2	0	0
Wilson	<2	.313	16	5	0	0	1	9	21	26	0	0	1	0	1	1	0	0
Wilson	=2	.000	4	0	0	0	0	0	4	5	0	0	2	0	0	0	0	0
Wilson		.250	20	5	0	0	1	9	25	31	0	0	3	0	1	1	0	0
Wright	<2	1.000	2	2	0	0	0	1	2	3	0	0	0	0	0	0	0	0
Wright	=2	.000	1	0	0	0	0	0	1	1	0	0	0	0	0	0	0	0
Wright		.667	3	2	0	0	0	1	3	4	0	0	0	0	0	0	0	0
INDIANS	<2	.275	786	216	43	8	24	311	1142	1569	92	15	154	17	59	50	0	0
INDIANS	=2	.246	698	172	39	5	20	190	971	1344	131	20	173	0	0	0	0	0
INDIANS		.261	1484	388	82	13	44	501	2113	2913	223	35	327	17	59	50	0	0

< with less than two outs      = with two outs

## TRANSACTIONS

- FEBRUARY 13** — Signed **RHP MELIDO PEREZ** to a minor league contract ... Perez retired on 3/26.
- FEBRUARY 16** — Signed **INF SHAWON DUNSTON** to a one-year, major league contract for 1998 ... Designated **LHP JASON JACOME** for assignment ... Jacome was outrighted to AAA Buffalo on 2/24.
- MARCH 11** — **RHP BEN McDONALD** traded back to the Milwaukee Brewers in exchange for **LHP MARK WATSON** ... McDonald underwent surgery on his right shoulder to repair a degenerated rotator cuff on 2/26 ... Missed all of 1998.
- MARCH 24** — Placed **RHP CHAD OGEA & LHP JOHN SMILEY** on the 15-day disabled list retroactive to Sunday, March 22 ... Claimed **LHP RICK KRIVDA** off outright waivers from the Baltimore Orioles.
- MARCH 25** — Gave **INF CARLOS GARCIA** his unconditional release.
- MARCH 27** — Optioned **INF SEAN CASEY** & reassigned **LHP JOHN CUMMINGS** ... **LHP RHEAL CORMIER** was left behind in Winter Haven to rehab. his left arm.
- MARCH 29** — Optioned **RHP STEVE KARSAY** to AAA Buffalo ... Designated **CA EINAR DIAZ** for assignment and placed **CA RON KARKOVIC** on the disabled list at AA Akron w/a strained ligament in his right elbow ... Diaz was outrighted to Buffalo on 4/7.
- MARCH 30** — Optioned **LHP TOM MARTIN & LHP RON VILLONE** to AAA Buffalo ... Placed **RHP DWIGHT GOODEN** on the 15-day disabled list w/biceps tendinitis in his right shoulder retroactive to March 22 and purchased the contract of **INF EDWIN PEREZ** from Class A Watertown and outrighted him to A Columbus ... The contracts of **CA PAT BORDERS & INF JEFF MANTO** were also purchased from AA Akron in order for the spring invitees to be added to the 40-man... Acquired **RHP DAVE BURBA** from the Cincinnati Reds in exchange for **INF SEAN CASEY**.
- APRIL 6** — Placed **INF ENRIQUE WILSON** on the 15-day disabled list with torn ligaments in his left thumb (retroactive to 4/4) ... Purchased the contract of **INF JOLBERT CABRERA** from AAA Buffalo.
- APRIL 11** — Placed **RHP PAUL SHUEY** (strained right groin) on the 15-day DL ... Recalled **LHP TOM MARTIN** from AAA Buffalo ... Shuey went on rehab. assignment on 4/24 at AA Akron, but re-aggravated the injury that day.
- APRIL 14** — Signed **OF BRIAN GILES** to a three year contract extension with a club option for 2002 ... Claimed **INF DAVID BELL** off outright waivers from the St. Louis Cardinals ... Transferred **INF ENRIQUE WILSON** to the 60-day disabled list ... Designated **INF JOLBERT CABRERA** for assignment (outrighted to Buffalo on 4/20).
- APRIL 21** — Activated **RHP CHAD OGEA** from the 15-day DL and designated **INF JEFF MANTO** for assignment ... Manto was claimed off waivers by the Tigers on 4/24.
- MAY 2** — Placed **LHP TOM MARTIN** (tendinitis, left shoulder) on the 15-day disabled list retroactive to April 30 ... Recalled **LHP RON VILLONE** from AAA Buffalo ... Martin began 30-day rehab. assignment on May 13.
- MAY 3** — Sent **RHP DWIGHT GOODEN** on a 30-day rehabilitation assignment to AAA Buffalo.
- MAY 5** — Placed **OF GERONIMO BERROA** (torn plantar fascia, right foot) on the 15-day disabled list retroactive to May 3 ... Placed **LHP ALVIN MORMAN** (left groin strain) on the 15-day disabled list retroactive to May 4 ... Recalled **RHP JASON RAKERS** from AA Akron Aeros ... Morman began a rehab. assignment at Buffalo on May 15.
- MAY 6** — Signed **OF MARK WHITEN** to a major league contract for the remainder of the 1998 season.
- MAY 19** — Optioned **RHP JASON RAKERS** to AAA Buffalo ... Activated **LHP AL MORMAN** from the 15-day disabled list

*TRANSACTIONS (continued)*

- MAY 20** — Activated **LHP TOM MARTIN** from the 15-day disabled list and optioned him to AAA Buffalo.
- MAY 20** — Activated **RHP DWIGHT GOODEN** from the 15-day disabled list ... Placed **RHP CHAD OGEA** (strained right pectoral muscle) on the 15-day DL, retroactive to May 20 ... Ogea began a 2nd 30-day rehab. assignment at AAA Buffalo on June 20.
- MAY 23** — Sent **RHP PAUL SHUEY** on a 30-day rehabilitation assignment to AAA Buffalo.
- MAY 31** — Sent **INF ENRIQUE WILSON** on a 20-day rehabilitation assignment at AAA Buffalo ... He joined the Bisons on 6/2 at Louisville.
- JUNE 3** — Activated **OF GERONIMO BERROA** from the 15-day disabled list. Placed **OF BRIAN GILES** on the 15-day DL w/a sprained left ankle (retro to 5/31).
- JUNE 8** — Claimed **OF MATT LUKE** off outright waivers from the Los Angeles Dodgers.
- JUNE 9** — Added **OF MATT LUKE** to the 25-man Major League roster. Designated **LHP RICK KRIVDA** for assignment.
- JUNE 15** — Recalled **RHP PAUL SHUEY** from his 30-day rehabilitation assignment and activated him from the 15-day disabled list ... Designated **OF MATT LUKE** for assignment ... Sold Luke back to the L.A. Dodgers for cash considerations on June 19
- JUNE 16** — Activated **INF ENRIQUE WILSON** from the 60-day DL & optioned him to AAA Buffalo and signed **INF JEFF MANTO** to a minor league contract and assigned him to AAA Buffalo ... Traded **LHP RICK KRIVDA** to the Cincinnati Reds in exchange for **LHP EDDIE PRIEST & OF CHRISTIAN ROJAS**.
- JUNE 23** — Sent **OF BRIAN GILES** on a 20-day rehabilitation assignment to AAA Buffalo.
- JUNE 24** — Traded **OF GERONIMO BERROA** to the Detroit Tigers in exchange for **OF DAVE ROBERTS** ... Assigned Roberts to AA Akron ... Claimed **RHP TIM WORRELL** off outright waivers from Detroit to complete the deal and added him to the 25-man roster.
- JUNE 27** — Recalled **OF/INF RICHIE SEXSON** from AAA Buffalo ... Optioned **LHP RON VILLONE** to AAA Buffalo.
- JULY 2** — Signed **INF REX HUDLER** to a AAA Contract and assigned him to AAA Buffalo...Hudler retired on July 15.
- JULY 7** — Recalled **OF BRIAN GILES** from his 20-day rehabilitation assignment and activated him from the 15-day DL ... Optioned **OF/INF RICHIE SEXSON** to AAA Buffalo ... **CA RON KARKOVIC** announced his retirement.
- JULY 12** — Traded **RHP TIM WORRELL** to the Oakland Athletics for a player to be named late ... Activated **RHP CHAD OGEA** from the 15-day DL ... **INF ADAM ROBINSON** named the PTBNL later on 7/28 ... Robinson was assigned to A Kinston.
- JULY 22** — Signed **LHP JIM POOLE** to a AAA contract and assigned him to Buffalo.
- JULY 23** — Acquired **RHP DOUG JONES** from the Milwaukee Brewers in exchange for **RHP ERIC PLUNK** ... Also acquired **RHP STEVE REED & OF JACOB CRUZ** from the San Francisco Giants in exchange for **RHP JOSE MESA, LHP AL MORMAN & INF SHAWON DUNSTON** ... Assigned Cruz to AAA Buffalo...Recalled **INF RICHIE SEXSON & LHP RON VILLONE** from AAA Buffalo to fill spots left by Dunston & Morman.
- JULY 31** — Recalled **RHP STEVE KARSAY** from AAA Buffalo ... Optioned **RHP CHAD OGEA** to Buffalo.
- AUGUST 2** — Placed **INF JEFF BRANSON** on the 15-day disabled list with a strained left hamstring ... Recalled **INF ENRIQUE WILSON** from AAA Buffalo ... Branson began a rehab. at Buffalo on 8/21.

- AUGUST 7** — Purchased the contract of **INF JEFF MANTO** from AAA Buffalo... Optioned **INF RICHIE SEXSON** to AAA Buffalo ... Placed **RHP CHAD OGEA** on the 15-day disabled list with tendinitis in his right middle finger, retroactive to July 30 ... Voided his option to Buffalo on July 31 ... Ogea began 3rd rehab. on 8/22 at Buffalo.
- AUGUST 8** — Placed **1B JIM THOME** on the 15-day disabled list (broken right hand) ... Recalled **INF RICHIE SEXSON** from AAA Buffalo.
- AUGUST 13** — Signed **1B CECIL FIELDER** to a major league contract for the remainder of the 1998 season ... Fielder was released by the Angels on August 4
- AUGUST 14** — Optioned **INF ENRIQUE WILSON** to AAA Buffalo.
- AUGUST 15** — Placed **LHP RON VILLONE** on the 15-day disabled list with a strained right oblique muscle ... Recalled **LHP TOM MARTIN** from AAA Buffalo ... Villone began rehab. on 8/22 at Buffalo.
- AUGUST 18** — Purchased the contract of **INF TOREY LOVULLO** from AAA Buffalo and added him to the 25 & 40-man rosters ... Designated **INF JEFF MANTO** for assignment ... Manto accepted an outright assignment to AAA Buffalo on 8/24.
- AUGUST 21** — Extended the contract of Manager **MIKE HARGROVE** thru the 2000 season with the club option for 2001.
- AUGUST 25** — Recalled **INF ENRIQUE WILSON** & purchased the contract of **LHP JIM POOLE** from AAA Buffalo ... Optioned **RHP STEVE KARSAY** to AAA Buffalo and designated **INF TOREY LOVULLO** for assignment ... Lovullo was outrighted to AAA Buffalo on August 31.
- AUGUST 31** — Acquired **2B JOEY CORA** from the Seattle Mariners in exchange for **INF DAVID BELL** ... Placed **LHP TOM MARTIN** on the 15-day disabled list with a strained right groin ... Purchased the contract of **CA EINAR DIAZ** from AAA Buffalo and transferred **LHP JOHN SMILEY** from the 15-day DL to the 60-day DL ... Purchased the contract of **INF RICKY GUTIERREZ** (recovering from left knee surgery) from AA Akron and placed him on the 60-day disabled list...Martin began a 30-day rehab. assignment at AAA Buffalo on September 3.
- SEPTEMBER 1** — Activated **RHP CHAD OGEA, LHP RON VILLONE & INF JEFF BRANSON** from the 15-day disabled list.
- SEPTEMBER 5** — Recalled **RHP STEVE KARSAY** from AAA Buffalo.
- SEPTEMBER 12** — **1B JIM THOME** begins a 20-day rehab. assignment in AA Akron ... Rehab. transferred to AAA Buffalo on 9/14 when Akron was eliminated from the Eastern League playoffs during Thome's first game.
- SEPTEMBER 16** — Activated **1B JIM THOME** from the 15-day disabled list.
- SEPTEMBER 18** — Placed **1B/DH CECIL FIELDER** on waivers for the purpose of giving him his unconditional release.
- SEPTEMBER 19** — Recalled **OF ALEX RAMIREZ** from AAA Buffalo ... Purchased the contract of **LHP JASON JACOME** from AAA Buffalo ... Recalled **LHP TOM MARTIN** from his 30-day rehab. assignment with Buffalo and activated him from the 15-day DL.
- SEPTEMBER 21** — Recalled **LHP EDDIE PRIEST** from AAA Buffalo.
- SEPTEMBER 26** — Recalled **3B RUSSELL BRANYAN & OF JACOB CRUZ** from AAA Buffalo ... Purchased the contract of **INF JEFF MANTO** from Buffalo and designated **LHP EDDIE PRIEST** for assignment.

# NATIONAL BASEBALL HALL OF FAME AND MUSEUM



25 Main Street, Cooperstown, New York 13326

website: [www.baseballhalloffame.org](http://www.baseballhalloffame.org)

Phone: (607) 547-7200, Fax: (607) 547-2044

Public Relations: (607) 547-0215

e-mail address: [info@baseballhalloffame.org](mailto:info@baseballhalloffame.org)

**Hours:** May 1-September 30, 9AM-9PM

October 1-April 30, 9AM-5PM

**Closed:** November 25, December 25, January 1, 2000

**Directory:** Edward W. Stack (chairman), Frank Simio (vice president), Ted Spencer (curator of exhibits), Peter Clark (curator of collections), Jim Gates (librarian), Jeff Idelson (executive director, communications and education), John Ralph (director, communications and programming).

## 1999 Hall of Fame Weekend

- Induction Ceremony: Sunday, July 25, 2:30 PM, Clark Sports Center
- Hall of Fame Game: Monday, July 26, 2:00 PM, Doubleday Field

## Indians and the Hall of Fame

A total of 31 Hall of Famers have spent some of their professional careers in Cleveland, while 17 of which have spent a significant amount of their careers with the Indians (Earl Averill, Lou Boudreau, Stan Coveleski, Ed Delahanty, Larry Doby, Bob Feller, Elmer Flick, Addie Joss, Nap Lajoie, Bob Lemon, Satchel Paige, Gaylord Perry, Frank Robinson, Joe Sewell, Tris Speaker, Bill Veeck, Early Wynn).

Did you know that in 1937, three players who wore Indians uniforms were inducted into the Hall of Fame (Lajoie, Speaker, and Cy Young).

The Indians saw at least one of its players elected into the Hall of Fame in consecutive four-year spans on two occasions (Coveleski in 1969, Boudreau in 1970, Page in 1971, and Wynn in 1972; Averill and one-time Indian Ralph Kiner in 1975, Lemon in 1976, one-time Indian Al Lopez and Sewell in 1977, and Joss in 1978).

## Notable Artifacts at the Hall of Fame

- Autographed ball signed by Cleveland teammates Cy Young and Nap Lajoie from 1910.
- Ticket stubs from Games 3, 4, and 5 of the 1948 World Series at Municipal Stadium.
- Cap worn by Phil Niekro and autographed ball from his 314th career win.
- Bat used by Marquis Grissom in 1997 ALCS.
- Bat used by 1997 All-Star Game MVP Sandy Alomar, Jr. at Jacobs Field.
- Bat used by Manny Ramirez in 1998 to hit four home runs in four at-bats and the ball from his sixth home run in three games.

## A Look Ahead to 2000

First-year candidates for Hall of Fame/BBWAA election in 2000 include former Indians pitcher Jack Morris, as well as, Rich Gossage, Jeff Reardon, Kent Hrbek, Willie Wilson, Bob Welch, Storm Davis, Dave Henderson, and Steve Sax among others.

## Notes From the Hall of Fame

The Hall of Fame opened on June 12, 1939. The first election occurred in 1936 and its class included Ty Cobb, Walter Johnson, Christy Mathewson, Babe Ruth and Honus Wagner. Not including the 1999 Veterans Committee election, the Hall of Fame is comprised of 240 members (61 living): 181 major leaguers, 23 pioneers/executives, 15 Negro Leaguers, 14 managers and 7 umpires. Not including Negro Leaguers, the following is a breakdown by position of the 181 Hall of Famers who earned their election on the playing field: pitcher (58), catcher (11), first base (15), second base (14), third base (9), shortstop (19), left field (18), center field (16), right field (21).

## Research Assistance

The Hall of Fame Library and Archive houses in excess of 2.5 million print, photo and multimedia documents. The Hall of Fame is pleased to provide assistance in baseball research and members of the media are encouraged to utilize this valuable baseball resource when ever necessary, by calling the Public Relations department at (607)547-0215, or the Library Reference desk at (607)547-0330.



## History

All-Star Information .....	317-318
Attendance Records .....	319-321
Awards .....	322
<b>BATTING:</b>	
DH .....	349
Home Run Records .....	349-352
Miscellaneous .....	353-354, 374
Records .....	342-348
Team Leaders .....	334-341
Top Ten .....	333
Year-by-Year .....	331-332
Cleveland Stadium .....	329-330
<b>FIELDING:</b>	
Records .....	371-372
Year-by-Year .....	356-357
Finishes .....	298-299
<b>HISTORY:</b>	
Names .....	297
Recap .....	292-296
Home/Road Breakdown .....	373
Managers .....	302
<b>PITCHING:</b>	
Records .....	364-370
Save Leaders .....	357
Team Leaders .....	358-363
Top Ten .....	355
Year-by-Year .....	356-357
Postseason Review .....	303-316
Record vs. Other Clubs .....	301
Retired Uniform Numbers .....	323-328
Sockalexis, Luis .....	297
Starts, Best and Worst .....	326
Streaks, Winning and Losing .....	300

## HISTORY OF THE CLEVELAND INDIANS

Professional baseball in Cleveland is one of the city's oldest traditions, approaching its 130th year in 1999.

When fans think of professional baseball in Cleveland most think of the current Cleveland Indians as being one of four charter members of the American League in 1901 (along with Boston, Chicago and Detroit).

However, the city of Cleveland has played host to every professional major league in the history of the game since the Cleveland Forest City's began this tradition on June 2, 1869 vs. the Cincinnati Red Stockings.

Cleveland fielded a National Association team in 1871 and 1872; a National League team from 1879 to 1884 and an American Association club in 1888 and 1889. In addition, Cleveland played host to teams in the Player's League, Federal League and Negro League.

In 1895 the Cleveland Spiders of the N.L. were winners of the Temple Cup Championship series against Baltimore (the Spiders lost the championship series to Baltimore the following season). The Cleveland Buckeyes of the Negro Leagues were crowned champions in 1945. The 1920 & 1948 Indians own World Series titles.

Many great ballplayers have graced the diamonds in Cleveland, and it is through the fortunes of those men in uniform that we learn of the history of the Cleveland Indians.

The first era of Cleveland's American League team is defined by the presence of **NAPOLEON LAJOIE**. Charles Somers, first owner of the new franchise, and a major financial backer for the entire junior circuit, acquired the Frenchman from Connie Mack's Philadelphia club. Lajoie had jumped from the N.L. to Mack's club, only to be legally restrained from playing in Philadelphia. Mack repaid Somers' financial support by trading Lajoie to Cleveland. Initially known as the Blues (1901) and Broncos (1902), Cleveland's nickname became Naps, in honor of Lajoie, in **1903**. During Lajoie's years with Cleveland, the club peaked in **1908** in a down-to-the-wire pennant race with Chicago and Detroit. The key players included third baseman **BILL BRADLEY**, first baseman **GEORGE STOVALL**, shortstop **TERRY TURNER**, outfielder **ELMER FLICK**, and 24-game winner **ADDIE JOSS**. Despite perhaps the greatest game ever pitched, Joss' 1-0 perfect game victory against Chicago's Ed Walsh on October 2, the Naps finished second.

Relinquishing managerial chores in **1909**, Lajoie reversed a declining batting average and engaged Ty Cobb in a memorable batting race in **1910**. Baseball historians still argue whether Cobb or Lajoie deserves designation as 1910 A.L. batting champ. Key arrivals and departures occurred in **1910-1911**. **JOE JACKSON** arrived in 1910 courtesy of Mack and soon supplanted Lajoie as the greatest batsman in club history. Tragedy struck in 1911 when Joss was stricken with spinal meningitis and died on April 11 at age 31. **CY YOUNG**, who rose to fame with the N.L. Spiders from 1890 to 1898, returned to Cleveland in 1909 and bid farewell again in 1911. By **1913**, Jackson, Lajoie, shortstop **RAY CHAPMAN**, catcher **STEVE O'NEILL** and pitchers **CY FALKENBERG** and **VEAN GREGG** were the nucleus of a rising franchise, but the upstart Federal League raided the A.L. and N.L. and the team. The **1914** team lost a club record 102 games and drew just 185,997 paying customers. Lajoie was released. Jackson was traded for three players and much needed cash.

A new name, new owner and new star ushered in the next era of Cleveland baseball. Lajoie's departure mandated a new team nickname. In fan balloting through a local newspaper, Indians was chosen to honor former Spider **LOUIS SOCKALEXIS**, the first well known Native American professional baseball player. Another baseball immortal, **TRIS SPEAKER** arrived in Cleveland in

**1916**, traded from the Red Sox after a contract dispute. Jim Dunn helped finance the Speaker deal and soon became the club owner. Speaker led the newly named Indians to greater glory. After strong contention in **1918** and **1919**, the Indians finally brought an A.L. pennant to Cleveland in **1920**, despite the tragic death of the popular Ray Chapman following his beaming by Carl Mays on August 16 at the Polo Grounds in New York. The '20 Indians led the A.L. in runs scored, doubles, triples, RBIs, walks and batting (.303). Speaker, outfielder **ELMER SMITH** and third baseman **LARRY GARDNER** each drove in over 100 runs. **JIM BAGBY** led the A.L. in wins (a club record 31), winning percentage, games, starts, CGs and IP. **STAN COVELESKI** became the first of many Tribe pitchers to lead the A.L. in strikeouts. Coveleski won 24 games, plus three more in the World Series, and former Yankees ace **RAY CALDWELL** added 20 victories. Rookie **JOE SEWELL** ultimately replaced Chapman and began a Hall of Fame career. Late season call-up **DUSTER MAILES** was a perfect 7-0 and helped hold off the Yankees and White Sox. Cleveland's five games to two World Series win against Brooklyn was punctuated by Elmer Smith's grand slam, the first grand slam in W.S. history, Jim Bagby's home run, and second baseman **BILL WAMBSGANSS'** famous unassisted triple play, all in the fifth game, October 10, 1920 at League Park. The Tribe was a solid contender in **1921** and **1926** led by Speaker, Sewell and pitcher **GEORGE UHLE**.

The two decades immediately following Speaker's departure brought great stars and memorable moments. This period saw the arrival of **EARL AVERILL**, **MEL HARDER**, **BOB FELLER** and **LOU BOUDREAU** (the first four Indians to have their numbers retired), a new stadium and new ownership. A syndicate led by John Sherwin and Alva Bradley purchased the club from Jim Dunn's estate on November 17, **1927**. After playing all home games in League Park, located at the corner of East 66th street and Lexington avenue, the Indians played their first home game at mammoth Cleveland Municipal Stadium on July 31, **1932** as Philadelphia's Lefty Grove edged Harder 1-0 before more than 80,000 fans. The Indians played home games exclusively at the lakefront stadium for the remainder of **1932** and all of **1933**. High costs and the size of the stadium drove the club back to League Park for all but Sunday and holiday games in **1934**. Cleveland's first home night games, all at the stadium began on June 27, 1939 with Feller's one-hitter against the Tigers. Highlights of the Bradley ownership period included **WES FERRELL's** four straight 20-win seasons, **LEW FONSECA's** 1929 batting title, hitting heroics of **HAL TROSKY** and Cleveland sandlot star turned pro **JOE VOSMIK**, tempermental **JOHNNY ALLEN's** 15-game winning streak in **1937** and the infamous shirtsleeve incident of June 7, 1938. Allen was ordered from the pitching mound by umpire Bill McGowan for wearing a tattered uniform sleeve on his pitching arm. Allen was fined \$250, but Bradley pacified the pitcher by purchasing the uniform for display at Higbee's department store. From there, the uniform went to the Hall of Fame in Cooperstown. **OSSIE VITT**, fresh from a 109 win season as manager of the International League Newark Bears in 1937, became Tribe skipper in **1938**. By **1940**, a veteran Cleveland team bolstered by rookies Boudreau and **RAY MACK** offered legitimate pennant hopes. Vitt's team became known as the Crybabies when a contingent of players asked Bradley to remove the tempermental skipper. Thwarted by a late season hitting slump, the Indians finished a game behind the Tigers.

From his arrival in Cleveland in 1936 to his enlistment in the U.S. Navy in **1941**, **BOB FELLER** was the focus of Cleveland's baseball attention. Signed by superscout Cy Slapnicka, Feller became the youngest player ever in Tribe history. Among his 14 regular-season appearances in 1936 was a 15-strikeout effort against the St. Louis Browns and a then major league record-tying 17 against the A's. Bob won 107 games during his first six seasons, led the A.L. in strikeouts eight times, had an 18-strikeout game against Detroit on October 2, 1938, and pitched an Opening Day no-hitter at Chicago in 1940. His departure for military service came just as Boudreau was becoming

player-manager at the tender age of 24. Boudreau won a batting title in **1944** (he also led all major leaguers with 1,578 hits during the 1940s), but the Indians were out of the running throughout the war years. Feller returned to a hero's welcome in **1945** and returned to the forefront of A.L. pitchers in **1946** with 26 wins and a club record 348 strikeouts.

One of the most colorful, successful period in Indians history at the Stadium began on June 21, **1946** when Bill Veeck purchased the team. He moved the club back to the lakefront stadium on a full-time basis in **1947** and his innovative promotions helped spark record attendance. His solid baseball judgement built a pennant contender. Gambles such as signing **LARRY DOBY**, the A.L.'s first black player, in 1947 and venerable **SATCHEL PAIGE** in **1948** paid off handsomely. Keeping Boudreau, player-manager since 1942, rather than trading him to the St. Louis Browns, might have been the best non-trade in club history. Veeck's 1948 club stands far above all others as the most revered, best remembered team in Tribe annals. Featuring Boudreau, Feller, Doby, Paige, **KEN KELTNER**, **JOE GORDON**, **GENE BEARDEN** and **BOB LEMON**, the Indians took the A.L. pennant in a historic one-game playoff against the Red Sox at Fenway Park, then beat the Boston Braves in six games. Veeck departed in **1949**, but general manager Hank Greenberg remained and hired **AL LOPEZ** to replace Boudreau as manager in **1951**. The Lopez-managed Indians, dominated by pitchers Lemon, **EARLY WYNN**, and **MIKE GARCIA**, never finished lower than second and won a league record 111 games in 1954. Throughout his regime, Lopez' Indians were thwarted by New York teams, finishing behind the Yankees five times and losing the '54 World Series in four games to the Giants. The slugging Cleveland offense, led by Doby, **AL ROSEN** and **LUKE EASTER**, actually out-powered the Bronx Bombers in the fifties, leading the league in homers six times.

Standing in line to succeed the aging Lopez-Greenberg Indians were such young talents as 1955 Rookie of the Year **HERB SCORE**, **ROCKY COLAVITO**, **ROGER MARIS**, **JIM PERRY** and **JIM GRANT**. Tragedy struck again in **1957** when Score was felled by a line drive off the bat of New York's Gil McDougald. Score returned to pitch, but never to the brilliance he achieved earlier. Another ownership change preceeded the departure of Lopez and Greenberg. Hank had determined the Indians should move to another city, but new club president William R. Daley and the club board of directors chose to stay put and change general managers. Replacing Greenberg was Frank Lane, notoriously known as "Trader Lane". Lane made 60 separate deals from December 2, 1957 to December 15, 1959. In the process, the Indians returned to contention in **1959**, finishing a close second to the Chicago White Sox. The 1959 Indians led the A.L. in HRs, runs scored, batting average and slugging percentage. Tribe home attendance was up 125%, trailing only the Yankees, Dodgers and Braves.

Frank Lane dealt Tribe fans a crushing blow by trading Colavito to the Tigers for Harvey Kuenn on April 17, **1960**. Rocky had been co-HR champ in 1959, blasted 129 homers over four seasons, including four in a game at Baltimore on June 20, 1959, and had become the most charismatic Tribesman of his era.

Like Cleveland itself, the Indians suffered economically, underwent seven ownership changes in 25 years (as many as occurred in the first 60 years of the franchise), and endured constant rumors that the club would relocate to Seattle, Atlanta, New Orleans or elsewhere.

Teams of **1962**, **1965** and **1968** were perhaps a player away from pennant contention. The '68 team, led by **LUIS TIAANT**, was the last Tribe team since 1959 to finish higher than fourth at the Stadium, but teams of 1962 and 1965 battled for first place beyond mid-season before fading. Colavito's return in 1965 was a high point of the sixties, but the cost included future stars Tommy John and Tommie Agee. Tiant's brilliant '68 season (21 wins, league-leading 1.60 ERA) was followed by arm trouble and departure. "Sudden" **SAM**

**McDOWELL** was a four-time strikeout leader during the 1960s. His 1965 season included a league-low 2.18 ERA, league-high 325 strikeouts (most ever by a Tribe lefty) and two consecutive one-hitters. McDowell won 20 games in **1970**. Colorful **KEN HARRELSON** was acquired amid much fanfare in 1969, broke his leg in 1970 and retired. **RAY FOSSE**, seemingly destined for stardom, was injured by Pete Rose in a memorable home plate collision to end the **1970** All-Star Game. Lack of stability and finances in this period placed an emphasis on immediate benefits rather than long-range plans. Accordingly, there were great individual accomplishments but little team glory.

**GAYLORD PERRY**, acquired with Frank Duffy for McDowell in **1972**, brought the Cy Young Award to Cleveland with a brilliant 24-win season. He was even better during the first half of **1974**, fashioning a 15-game winning streak. The '74 Indians, managed by **KEN ASPROMONTE** and featuring Perry, **BUDDY BELL**, **GEORGE HENDRICK** and **CHARLIE SPIKES**, were just a half game from first place on July 4 and in second as late as August 22 before falling to fourth. Short-term actions, like the trading of 1972 Rookie of the Year **CHRIS CHAMBLISS** and third baseman **GRAIG NETTLES** to the Yankees, came at long-term expense.

On October 3, **1974**, **FRANK ROBINSON** replaced Aspromonte, becoming the first black manager in ML history, giving Cleveland another giant first in baseball's integration efforts. His first at-bat, an opening day homer in **1975**, was voted the most memorable moment in club history by the fans! His **1976** Indians were the first with a winning record since 1968, but a slow start in **1977** led to Robinson's departure.

In the steal of the decade, general manager Phil Seghi obtained **ANDRE THORNTON** from Montreal for Jackie Brown. Thornton battled injuries and personal tragedy to become one of Cleveland's all-time leading home run hitters and most respected players.

Cleveland's third Rookie of the Year, **JOE CHARBONEAU** dominated **1980**. Joe was the subject of a book, song and fan support unseen since Colavito. But back trouble cut Joe's promising career short.

**LEN BARKER**'s perfect game on May 15, **1981**, Thornton's **1982** comeback after missing all of 1980 and most of 1981, and **JOE CARTER**'s 30-30 season in **1987** are just some of the memorable feats played out on the shores of Lake Erie. The **1986** team featured heavy-hitting from Carter, Thornton, **CORY SNYDER**, **BROOK JACOBY**, **BRETT BUTLER** and **JULIO FRANCO**, and surprised fans with a fourth place finish and a league-leading offense.

In **1987**, under the new ownership of **RICHARD E.** and **DAVID H. JACOBS**, and club President **HANK PETERS**, emphasis was placed on player development and scouting. When the Indians "Blueprint for Success" was first put into action, the Indians farm system was one of the weakest in baseball. After Peters retirement, **JOHN HART** was given command of the club and, along with **DAN O'DOWD**, brought the Indians farm system to the forefront. In **1992**, the Indians were honored as baseball's Organization of the Year by Baseball America and there was no denying that the Tribe was a team on the rise.

In **1993**, the Indians went to spring training poised to turn the corner and become a contender, however, at the end of training camp the team suffered through one of the biggest tragedies in the history of the game as two of their pitchers **STEVE OLIN** and **TIM CREWS** were killed in a boating accident and **BOB OJEDA** nearly lost his life. The team showed its strength and regrouped to have a stellar second half of the season.

All eyes turned to **1994** as the Indians moved into their new state-of-the-art ballpark, Jacobs Field. The Indians had a solid nucleus of players in **ALBERT BELLE**, **KENNY LOFTON**, **CARLOS BAERGA**, **SANDY ALOMAR**, **CHARLES**

**NAGY** and **JIM THOME**. Prior to the '94 season the Indians signed veteran free agents **EDDIE MURRAY** and **DENNIS MARTINEZ**. This resulted in Manager **MIKE HARGROVE** piloting a club into contention for the first time in nearly four decades. The Indians were in position for a playoff berth in the newly formed AL Central division before a players' strike cancelled the season.

The Indians picked up right where they left off in **1995** after the players strike ended in early April. **MIKE HARGROVE**'s squad posted a major league-best mark of 100-44 and won the AL Central Division by a ML record 30.0 games. Belle became the first ever player to hit 50 2B and 50 HR in the same season and the first to collect 100 EB hits in a season since Musial in 1948. **JOSE MESA**, who was acquired by Hart from the Orioles in '92 in exchange for a minor leaguer, led the league with 46 saves in 48 opportunities. In the post-season, the Indians captured their first AL pennant since 1954 when they defeated Seattle in 6 games. The Tribe eventually fell to the Atlanta Braves, 4 games to 2, in the 91st Fall Classic.

In **1996**, the Indians captured their second straight AL Central Division title and qualified for the post-season in consecutive seasons for the first time in club history after posting a 99-62 record. Belle and Lofton became the club's all-time HR and SB leaders, respectively, and finished with the best record in MLB for the second straight season only to be disappointed by a first round loss in the Division Series to Baltimore.

The Indians won their 3<sup>rd</sup> straight AL Central Division title in **1997** with a mark of 86-75 (.534) and entered the playoffs with the second worst record among the eight playoff teams. The Indians turned it up a notch in the post-season by capturing their 5th American League Pennant and their 2nd in the last 3 years. The Indians World Series roster that fell in an exciting 7-game series to Florida had twelve new players on it that were not on the '96 Division Series roster. The Indians defeated the Yankees and Orioles in the post-season to gain entrance into the Fall Classic. In 1997 the Indians set a club HR record for the 3rd straight season and **MIKE HARGROVE** collected his 500th win as Indians manager.

In **1998**, the Indians captured their 4<sup>th</sup> straight AL Central crown, becoming just the 3<sup>rd</sup> team since divisional play began in 1969 to win four straight division titles, winning the division by 9.0 games with a record of 89-73. **KENNY LOFTON** returned to the wigwam after a one-year hiatus in Atlanta and Man of the Year **MANNY RAMIREZ** broke Rocky Colavito's franchise records for HR (45) & RBI (145) by a rightfielder. **MIKE JACKSON**, signed as a free agent prior to the 1997 season, saved 40 of his 45 chances in his first full season as Indians closer. The Indians defeated the Boston Red Sox in the Division Series (3 games to 1) for the second time in four years before falling to the World Champion New York Yankees in their 3<sup>rd</sup> ALCS in last four seasons.

The Indians plan, implemented by owner **RICHARD JACOBS & GM JOHN HART**, was not designed for a one year run but to provide Indians fans with a contending team for many years. To ensure the success and long-term stability of the franchise, the Indians began signing their core players to long-term contracts in 1992 and continue to do so to this day. Currently, all nine Indians position players are signed thru the 2000 season as are four of the Tribe's five starting pitchers. Having the most supportive following in Major League Baseball today, a big league record 292 consecutive sellouts in a state-of-the-art facility and a quality farm system provides the club with the resources to field a competitive ballclub year after year.

This plan has put the club in the post-season for four straight years during the "Jacobs Field Era" after playing in October only three times in the first 94 years of the franchise's existence.

## LOUIS SOCKALEXIS

### The Cleveland Indian (1871-1913)

Louis M. Sockalexis was a Penobscot Indian from Old Town, Maine and the first American Indian to play major league baseball. The 1997 season marked the 100th anniversary of Sockalexis' first season in a Cleveland uniform.

Sockalexis, who played collegiate baseball at Holy Cross College in Worcester, MA, joined the Cleveland club in 1897. In his first season with the team he hit at a .338 clip.

His career was short-lived as Louis played for only three seasons. Over his brief three year career he compiled a .313 batting average. In his 2nd season with Cleveland Louis saw his average dip to .224. His final summer in the majors was 1899 when he appeared in only seven games and batted .273.

The team employed several nicknames throughout the years prior to the arrival of Sockalexis and after his departure. The one that was used for the longest period of time was "Naps", in honor of the team's player-manager Napoleon Lajoie.

After Lajoie was released in 1914 a Cleveland newspaper held a contest to rename the team. The winning entry in the contest was "Indians". The fan that sent it in explained that it would be a testament to the game's first American Indian. The memory of Louis M. Sockalexis was not forgotten then, and today, 84 years later, he is still remembered.



### LOUIS SOCKALEXIS

	G	BA	AB	R	H	2B	3B	HR	RBI	BB	SB
1897 CLE	66	.338	278	43	94	9	8	3	42	18	16
1898 CLE	21	.224	67	11	15	2	0	0	10	1	0
1899 CLE	7	.273	22	0	6	1	0	0	3	1	0
<b>TOTALS</b>	<b>94</b>	<b>.313</b>	<b>367</b>	<b>54</b>	<b>115</b>	<b>12</b>	<b>8</b>	<b>3</b>	<b>55</b>	<b>20</b>	<b>16</b>

### HISTORY OF CLEVELAND NAMES

**1869 FOREST CITYS** (Cleveland known as the Forest City).

**1889 SPIDERS** (The 1889 Cleveland Club was comprised of many tall and skinny players so the management decided to accent their features and change the name to Spiders).

**1900 BLUES** (Symbolizing the bright blue uniforms worn by the 1900 team).

**1902 BRONCHOS** (The 1902 Cleveland players didn't like the name Bluebirds and were looking for a more forceful nickname before voting for Bronchos).

**1903 NAPS** (Discarded blue uniforms as a local daily newspaper sponsored a contest and Naps was selected in honor of Napoleon Lajoie).

**1915 INDIANS** (A local daily newspaper ran a contest and the name Indian was suggested by a fan who said he was doing it in honor of an Indians player named Louis Francis Sockalexis).

## CLEVELAND FINISHES 1901-1959

YEAR	POSITION	W	L	GB	PCT.	MANAGER
1901	Seventh	54	82	28.5	.397	James R. McAleer
1902	Fifth	69	67	14	.507	William R. Armour
1903	Third	77	63	15	.550	William R. Armour
1904	Fourth	86	65	7.5	.570	Armour - Napoleon Lajoie
1905	Fifth	76	78	19	.494	Napoleon Lajoie
1906	Third	89	64	5	.582	Napoleon Lajoie
1907	Fourth	85	67	8	.559	Napoleon Lajoie
1908	Second	90	64	.5	.584	Napoleon Lajoie
1909	Sixth	71	82	27.5	.464	Lajoie - James McGuire
1910	Fifth	71	81	32	.467	James McGuire
1911	Third	80	73	22	.523	McGuire - Geo. Stovall
1912	Fifth	75	78	30.5	.490	Harry Davis - J.L. Birmingham
1913	Third	86	66	9.5	.566	J.L. Birmingham
1914	Eighth	51	102	48.5	.333	J.L. Birmingham
1915	Seventh	57	95	44.5	.375	Birmingham - Lee Fohl
1916	Sixth	77	77	14	.500	Lee Fohl
1917	Third	88	66	12	.571	Lee Fohl
1918	Second (a)	73	56	2.5	.566	Lee Fohl
1919	Second	84	55	3.5	.604	Fohl - Tris Speaker
<b>1920</b>	<b>FIRST</b>	<b>98</b>	<b>56</b>	<b>(+ 2)</b>	<b>.636</b>	<b>Tris Speaker</b>
1921	Second	94	60	4.5	.610	Tris Speaker
1922	Fourth	78	76	16	.507	Tris Speaker
1923	Third	82	71	16.5	.536	Tris Speaker
1924	Sixth	67	86	24.5	.438	Tris Speaker
1925	Sixth	70	84	27.5	.455	Tris Speaker
1926	Second	88	66	3	.571	Tris Speaker
1927	Sixth	66	86	43.5	.431	Jack McAllister
1928	Seventh	62	92	39	.403	Roger Peckinpaugh
1929	Third	81	71	24	.533	Roger Peckinpaugh
1930	Fourth	81	73	21	.526	Roger Peckinpaugh
1931	Fourth	78	76	30	.506	Roger Peckinpaugh
1932	Fourth	87	65	19	.572	Roger Peckinpaugh
1933	Fourth	75	76	23.5	.497	Peckinpaugh - Walter Johnson
1934	Third	85	69	16	.552	Walter Johnson
1935	Third	82	71	12	.536	Johnson - Steve O'Neill
1936	Fifth	80	74	22.5	.519	Steve O'Neill
1937	Fourth	83	71	19	.539	Steve O'Neill
1938	Third	86	66	13	.566	Oscar Vitt
1939	Third	87	67	20.5	.565	Oscar Vitt
1940	Second	89	65	1	.578	Oscar Vitt
1941	Fourth (b)	75	79	26	.487	Roger Peckinpaugh
1942	Fourth	75	79	28	.487	Lou Boudreau
1943	Third	82	71	15.5	.536	Lou Boudreau
1944	Fifth (c)	72	82	17	.468	Lou Boudreau
1945	Fifth	73	72	11	.503	Lou Boudreau
1946	Sixth	68	86	36	.442	Lou Boudreau
1947	Fourth	80	74	17	.519	Lou Boudreau
<b>1948</b>	<b>FIRST</b>	<b>97</b>	<b>58</b>	<b>(+1)</b>	<b>.626</b>	<b>Lou Boudreau</b>
1949	Third	89	65	8	.578	Lou Boudreau
1950	Fourth	92	62	6	.597	Lou Boudreau
1951	Second	93	61	5	.604	Al Lopez
1952	Second	93	61	2	.604	Al Lopez
1953	Second	92	62	8.5	.597	Al Lopez
<b>1954</b>	<b>FIRST</b>	<b>111</b>	<b>43</b>	<b>(+8)</b>	<b>.721</b>	<b>Al Lopez</b>
1955	Second	93	61	3	.604	Al Lopez
1956	Second	88	66	9	.571	Al Lopez
1957	Sixth	76	77	21.5	.497	Kerby Farrell
1958	Fourth	77	76	14.5	.503	Bobby Bragan - Joe Gordon
1959	Second	89	65	5	.578	Joe Gordon

## CLEVELAND FINISHES 1960-1998

YEAR	POSITION	W	L	GB	PCT.	MANAGER
1960	Fourth	76	78	21	.494	Joe Gordon - Jimmie Dykes
1961	Fifth	78	83	30.5	.484	Jimmie Dykes
1962	Sixth	80	82	16	.494	Mel McGaha
1963	Fifth (d)	79	83	25.5	.488	Birdie Tebbetts
1964	Sixth (e)	79	83	20	.488	Birdie Tebbetts
1965	Fifth	87	75	15	.537	Birdie Tebbetts
1966	Fifth	81	81	17	.500	Tebbetts - George Strickland
1967	Eighth	75	87	17	.463	Joe Adcock
1968	Third	86	75	16.5	.534	Alvin Dark
1969	Sixth	62	99	46.5	.385	Alvin Dark
1970	Fifth	76	86	32	.469	Alvin Dark
1971	Sixth	60	102	43	.370	Alvin Dark - John Lipon
1972	Fifth (g)	72	84	14	.462	Ken Aspromonte
1973	Sixth	71	91	26	.438	Ken Aspromonte
1974	Fourth	77	85	14	.475	Ken Aspromonte
1975	Fourth	79	80	15.5	.497	Frank Robinson
1976	Fourth	81	78	16	.509	Frank Robinson
1977	Fifth	71	90	28.5	.441	Frank Robinson - Jeff Torborg
1978	Sixth	69	90	29	.434	Jeff Torborg
1979	Sixth	81	80	22	.503	Jeff Torborg - Dave Garcia
1980	Sixth	79	81	23	.494	Dave Garcia
1981	Sixth	52	51	7	.505	Dave Garcia
1982	Sixth (f)	78	84	17	.481	Dave Garcia
1983	Seventh	70	92	28	.432	Mike Ferraro - Pat Corrales
1984	Sixth	75	87	29.5	.463	Pat Corrales
1985	Seventh	60	102	39.5	.370	Pat Corrales
1986	Fifth	84	78	11.5	.519	Pat Corrales
1987	Seventh	61	101	37	.377	Pat Corrales - Doc Edwards
1988	Sixth	78	84	11	.481	Doc Edwards
1989	Sixth	73	89	16	.451	Doc Edwards - John Hart
1990	Fourth	77	85	11	.475	John McNamara
1991	Seventh	57	105	34	.352	McNamara - Mike Hargrove
1992	Fourth	76	86	20	.469	Mike Hargrove
1993	Sixth	76	86	19	.469	Mike Hargrove
1994	Second (g)	66	47	1	.584	Mike Hargrove
1995	<b>FIRST (g)</b>	<b>100</b>	<b>44</b>	<b>(+30)(h)</b>	<b>.694</b>	<b>Mike Hargrove</b>
1996	<b>FIRST</b>	<b>99</b>	<b>62</b>	<b>(+14.5)</b>	<b>.615</b>	<b>Mike Hargrove</b>
1997	<b>FIRST</b>	<b>86</b>	<b>75</b>	<b>(+6)</b>	<b>.534</b>	<b>Mike Hargrove</b>
1998	<b>FIRST</b>	<b>89</b>	<b>73</b>	<b>(+9)</b>	<b>.549</b>	<b>Mike Hargrove</b>

### FINISHES

*First-7; Second-13; Third-14; Fourth-19; Fifth-15; Sixth-21; Seventh-7; Eighth-2*

**HIGHEST PERCENTAGE:** .721 in 1954 (American League record).

**LOWEST PERCENTAGE:** .333 in 1914.

*(a) Short season because of World War I. Two games forfeited on Labor Day.*

*(b) Tied with Detroit for fourth, (c) Tied with Philadelphia for fifth,*

*(d) Tied with Detroit for fifth, (e) Tied with Minnesota for sixth,*

*(f) Tied with Toronto for sixth, (g) Shortened due to labor dispute*

*(h) Major League record*

## CLEVELAND INDIANS WINNING AND LOSING STREAKS

(10 games or more)

---

### Longest Overall Winning Streaks

- 13 Games August 1-14, 1951  
April 18-May 2, 1942
- 12 Games July 8-21, 1922
- 11 Games May 23-June 4, 1982  
September 8-20, 1954  
May 13-23, 1954  
April 26-May 8, 1941
- 10 Games June 11-20, 1994  
April 26-May 7, 1986  
July 23-31, 1979  
April 11-28, 1966\*\*  
June 13-22, 1965  
May 30-June 8, 1961  
May 25-June 4, 1931  
September 12-21, 1919  
September 14-24, 1917  
August 30-Sept. 9, 1911

### Longest Overall Losing Streaks

- 12 Games May 7-21, 1931
- 11 Games September 2-16, 1928  
September 10-22, 1909  
May 5-17, 1901
- 10 Games June 17-27, 1979  
May 30-June 10, 1973  
April 16-27, 1969  
July 27-August 7, 1905

---

### Longest Home Winning Streaks

- 18 Games May 13-June 19, 1994
- 16 Games July 19-August 23, 1951
- 14 Games August 18-September 10, 1995
- 14 Games May 13-30, 1954
- 13 Games May 31-June 22, 1965
- 11 Games August 4-30, 1902  
April 23-May 5, 1941  
August 6-19, 1954  
July 21-August 21, 1955
- 10 Games September 9-23, 1908  
June 27-July 28, 1954

### Longest Home Losing Streaks

- 11 Games May 8-21, 1931

---

### Longest Road Winning Streaks

- 12 Games July 8-21, 1922
- 11 Games Aug. 30-Sept. 23, 1938
- 10 Games September 14-24, 1917  
September 12-21, 1919

### Longest Road Losing Streaks

- 12 Games July 14-August 4, 1963  
June 21-July 12, 1991
- 11 Games September 10-22, 1909  
August 11-24, 1916

\*\*Start of season

## INDIANS ALL-TIME RECORDS VS. OTHER CLUBS

OTHER CLUBS	WON	LOST	PCT.
Anaheim Angels .....	231	252	.478
Baltimore Orioles .....	362	352	.507
Boston Red Sox .....	974	897	.521
Chicago White Sox .....	885	914	.492
Detroit Tigers .....	910	952	.489
Kansas City Royals .....	170	176	.491
Milwaukee Brewers (1970-1997) .....	187	189	.497
Minnesota Twins .....	254	237	.517
New York Yankees .....	812	1011	.445
Oakland Athletics .....	159	196	.448
Seattle Mariners .....	141	106	.571
Tampa Bay Devil Rays .....	7	3	.700
Texas Rangers .....	142	166	.461
Toronto Blue Jays .....	130	143	.476
Chicago Cubs .....	4	1	.800
Cincinnati Reds .....	3	3	.500
Houston Astros .....	3	3	.500
Milwaukee Brewers (1998- ) .....	2	1	.667
Pittsburgh Pirates .....	3	3	.500
St. Louis Cardinals .....	4	1	.800
Baltimore Orioles (1901-1902) .....	19	20	.487
Kansas City Athletics .....	151	106	.588
Milwaukee Brewers (1901) .....	11	9	.550
Philadelphia Athletics .....	642	529	.548
St. Louis Browns .....	680	446	.604
Seattle Pilots .....	7	5	.583
Washington (Nationals/1901-60) .....	709	594	.544
Washington (Senators/1961-71) .....	107	91	.540
<b>Totals</b>	<b>7709</b>	<b>7406</b>	<b>.510</b>

## CLEVELAND INDIANS MANAGERS

NAME, (AGE WHEN TOOK OVER TRIBE), YEARS AS TRIBE SKIPPER, W-L/WINNING PCT.

1. James R. McAleer, (37), 1901, 55-82/.397
2. William R. Armour, (33), 1902-1904, 232-195/.543
3. Napoleon Lajoie, (30), 1905-1909, 397-330/.546
4. James McGuire, (46), 1909-1911, 91-117/.438
5. George Stovall, (32), 1911, 74-62/.544
6. Harry Davis, (39), 1912, 54-71/.432
7. J.L. Birmingham (28), 1912-1915, 170-191/.471
8. Lee Fohl, (45), 1915-1919, 328-310/.514
9. Tris Speaker, (31), 1919-1926, 616-520/.542
10. Jack McAllister, (48), 1927, 66-87/.431
11. Roger Peckinpaugh, (37), 1928-1933 & 1941, 490-481/.505
12. Walter Johnson, (46), 1933-1935, 180-168/.517
13. Steve O'Neill, (44), 1935-1937, 199-168/.542
14. Oscar Vitt, (48), 1938-1940, 262-190/.570
15. Lou Boudreau, (24), 1942-1950, 728-649/.529
16. Al Lopez, (43), 1951-1956, 570-354/.617
17. Kerby Farrell, (44), 1957, 76-77/.497
18. Bobby Bragan, (41), 1958, 31-36/.463
19. Joe Gordon, (43), 1958-1960, 184-151/.549
20. Jimmie Dykes, (63), 1960-1961, 104-114/.477
21. Mel McGaha, (36), 1962, 80-82/.494
22. Birdie Tebbets, (51), 1963-1966, 311-298/.511
23. George Strickland, (40), 1966, 15-25/.385
24. Joe Adcock, (40), 1967, 75-87/.463
25. Alvin Dark, (46), 1968-1971, 266-321/.453
26. John Lipon, (49), 1971, 18-41/.305
27. Ken Aspromonte, (41), 1972-1974, 220-260/.458
28. Frank Robinson, (40), 1975-1977, 186-189/.496
29. Jeff Torborg, (36), 1977-1979, 157-201/.439
30. Dave Garcia, (59), 1979-1982, 247-244/.503
31. Mike Ferraro, (38), 1983, 40-60/.400
32. Pat Corrales, (42), 1983-1987, 280-355/.441
33. Doc Edwards, (50), 1987-1989, 172-207/.454
34. John Hart, (41), 1989, 8-11/.421
35. John McNamara, (57), 1990- 1991, 102-137/.427
36. Mike Hargrove, (41), 1991- , 624-526/.543

### TOP TEN — WINNING PCT.

1. Al Lopez, .617 (570-354)
2. Oscar Vitt, .570 (262-198)
3. Joe Gordon, .549 (184-151)
4. Nap Lajoie, .546 (397-330)
5. George Stovall, .544 (74-62)
6. William Armour, .543 (232-195)
7. **Mike Hargrove, .543 (624-526)**
8. Tris Speaker, .542 (616-520)
9. Steve O'Neill, .542 (199-168)
10. Lou Boudreau, .529 (728-649)

### TOP TEN — TOTAL WINS

1. Lou Boudreau (728-649)
2. **Mike Hargrove (624-526)**
3. Tris Speaker (616-520)
4. Al Lopez (570-354)
5. Roger Peckinpaugh (490-481)
6. Nap Lajoie (397-330)
7. Lee Fohl (328-310)
8. Birdie Tebbets (311-298)
9. Pat Corrales (280-355)
10. Alvin Dark (266-321)

### WORST WINNING PERCENTAGE

John Lipon, .305 (18-41)

# WORLD SERIES REVIEW

## 1920 vs. BROOKLYN ROBINS INDIANS win best-of-nine series, 5-2

### Game #1 — Tuesday, October 5 — at BROOKLYN Att. 23,573

Catcher Steve O'Neill drove in two runs with a pair of doubles as the Indians won the series opener 3-1. Hall of Fame righthander Stan Coveleski tossed a neat five hitter while walking only one. Rightfielder Joe Wood knocked in the Tribe's other run, also with a double.

CLEVELAND	020	100	000 — 3-5-0	WP — COVELESKI
BROOKLYN	000	000	100 — 1-5-1	LP — MARQUARD

### Game #2 — Wednesday, October 6 — at BROOKLYN Att. 22,559

Hall of Famer Burleigh Grimes opened his World Series career with a shutout as the Dodgers evened the series with a 3-0 victory. Rightfielder Tommy Griffith drove in two runs on a pair of hits, one of them a double. Leftfielder Zack Wheat had the other Dodger RBI.

CLEVELAND	000	000	000 — 0-7-1	LP — BAGBY
BROOKLYN	101	010	00X — 3-7-0	WP — GRIMES

### Game #3 — Thursday, October 7 — at BROOKLYN Att. 25,088

Lefthander Sherry Smith's three-hitter gave Brooklyn a 2-1 win and a two-games-to-one advantage in the series. The Dodger runs were driven in by Zack Wheat and centerfielder Hy Myers. The Tribe's lone run was unearned.

CLEVELAND	000	100	000 — 1-3-1	LP — CALDWELL
BROOKLYN	200	000	000 — 2-6-1	WP — S. SMITH

### Game #4 — Saturday, October 9 — at CLEVELAND Att. 25,734

The Indians exploded for 12 hits in a 5-1 win that evened the series at two games apiece. Stan Coveleski won his second series decision tossing his second straight five-hitter. Second baseman Bill Wambsganss, shortstop Joe Sewell, and centerfielder-manager Tris Speaker led the attack with two hits apiece.

BROOKLYN	000	100	000 — 1-5-1	LP — CADORE
CLEVELAND	202	001	00X — 5-12-2	WP — COVELESKI

### Game #5 — Sunday, October 10 — at CLEVELAND Att. 26,884

Indian second baseman Bill Wambsganss made the only unassisted triple play in World Series history as the Tribe regained the lead in the series with an 8-1 win.. Jim Bagby, a 31-game winner for the Tribe in the regular season, picked up the victory and helped his own cause with a home run. Rightfielder Elmer Smith hit the first grand slam home run in World Series history.

BROOKLYN	000	000	001 — 1-13-1	LP — GRIMES
CLEVELAND	400	310	00X — 8-12-2	WP — BAGBY

### Game #6 — Monday, October 11 — at CLEVELAND Att. 27,194

Lefthander Walter (Duster) Mails hurled a nifty three-hit, 1-0 shutout as the Tribe moved to within one victory of the world championship. First baseman George Burns drove in the game's only run, doubling in Tris Speaker.

BROOKLYN	000	000	000 — 0-3-0	LP — S. SMITH
CLEVELAND	000	001	00X — 1-7-3	WP — MAILS

### Game #7 — Tuesday, October 12 — at CLEVELAND Att. 27,525

Stan Coveleski notched a record tying third series victory, a 3-0 shutout, leading the Indians to their first world championship. The win was Coveleski's third five-hitter and the second straight shutout by Tribe pitching. Leftfielder Charlie Jamieson drove in one run with a double and Tris Speaker knocked in another with a triple.

BROOKLYN	000	000	000 — 0-5-2	LP — GRIMES
CLEVELAND	000	110	10X — 3-7-3	WP — COVELESKI

**1948 vs. BOSTON BRAVES**  
**INDIANS win best-of-seven series, 4-2**

**Game #1 — Wednesday, October 6 — at BOSTON** **Att. 40,135**

Bob Feller pitched a masterful two-hitter but the Indians went down to defeat in the series opener 1-0. Johnny Sain allowed the Indians just four hits in picking up the win for the Braves. Rightfielder Tommy Holmes drove in the game's lone run in the eighth inning.

<b>CLEVELAND</b>	000	000	000 — 0-4-0	LP — FELLER
<b>BOSTON</b>	000	000	01X — 1-2-2	WP — SAIN

**Game #2 — Thursday, October 7 — at BOSTON** **Att. 39,633**

The Tribe bounced back with a 4-1 win behind the eight-hit pitching of Bob Lemon. Centerfielder Larry Doby and shortstop-manager Lou Boudreau paced the hitters with two hits apiece, including a double and RBI for each man. Second baseman Joe Gordon also drove in a run.

<b>CLEVELAND</b>	000	210	001 — 4-8-1	WP — LEMON (CG)
<b>BOSTON</b>	100	000	000 — 1-8-3	LP — SPAHN

**Game #3 — Friday, October 8 — at CLEVELAND** **Att. 70,306**

Lefty Gene Bearden, a 20-game winner during the regular season, hurled a five-hitter leading the Tribe to a 2-0 victory. He also had two hits including a double. Catcher Jim Hegan knocked in a run for the Tribe with a fourth inning single.

<b>BOSTON</b>	000	000	000 — 0-5-1	LP — BICKFORD
<b>CLEVELAND</b>	001	100	00X — 2-5-0	WP — BEARDEN

**Game #4 — Saturday, October 9 — at CLEVELAND** **Att. 81,897**

In yet another pitcher's battle before a World Series record crowd, the Tribe's Steve Gromek outdueled Johnny Sain for a 2-1 win. Lou Boudreau drove in one run with a double while Larry Doby drove in the other with a 410-foot home run. The Braves' lone tally came across on a homer by leftfielder Marv Rickert.

<b>BOSTON</b>	000	000	100 — 1-7-0	LP — SAIN
<b>CLEVELAND</b>	101	000	00X — 2-5-0	WP — GROMEK

**Game #5 — Sunday, October 10 — at CLEVELAND** **Att. 86,288**

Another record-breaking crowd was on hand at Municipal Stadium hoping to see the Indians wrap up the series but they went away disappointed. The Braves unleashed a 12-hit attack in walloping the Tribe 11-5. Every player in Boston's lineup, including starting pitcher Nels Potter, had at least one hit. Third baseman Bob Elliott rapped two homers for the winners while catcher Bill Salkeld had one. Jim Hegan and leftfielder Dale Mitchell had circuit clouts for the home team.

<b>BOSTON</b>	301	001	600 — 11-12-0	WP — SPAHN
<b>CLEVELAND</b>	100	400	000 — 5-6-2	LP — FELLER

**Game #6 — Monday, October 11 — at BOSTON** **Att. 40,103**

The Indians win their second world championship with a hard-fought 4-3 victory. Bob Lemon notched his second series triumph with relief help from Gene Bearden. First baseman Eddie Robinson had two hits and an RBI. Joe Gordon belted a homer to drive in a run, while Lou Boudreau and Jim Hegan also had RBI.

<b>CLEVELAND</b>	001	002	010 — 4-10-0	WP — LEMON
<b>BOSTON</b>	000	100	020 — 3-9-0	LP — VOISELLE

**1954 vs. NEW YORK GIANTS**  
**GIANTS win best-of-seven series, 4-0**

**Game #1 — Wednesday, September 29 — at NEW YORK      Att. 52,751**

A pinch-hit home run with one out in the tenth inning by Dusty Rhodes lifted the Giants to a 5-2 victory. The blast spoiled a four for five plate performance by the Indians Vic Wertz. Willie Mays helped send the game into extra frames with his famous over-the-shoulder catch of Wertz' 460-foot drive in the eighth inning.

<b>CLEVELAND</b>	200	000	000	0—2-8-0	LP — LEMON
<b>NEW YORK</b>	002	000	000	3—5-9-3	WP — GRISSOM

**Game #2 — Thursday, September 30 — at NEW YORK      Att. 49,099**

Despite Al Smith's homer leading off the game and the combined four-hit pitching of Early Wynn and Don Mossi, the Giants won game two 3-1. Dusty Rhodes was once again the hitting hero, belting a homer and single to drive in two runs. Southpaw Johnny Antonelli held the Tribe to eight hits to pick up the victory.

<b>CLEVELAND</b>	100	000	000	—1-8-0	LP — WYNN
<b>NEW YORK</b>	000	020	10X	—3-4-0	WP — ANTONELLI

**Game #3 — Friday, October 1 — at CLEVELAND      Att. 71,555**

Ruben Gomez and Hoyt Wilhelm combined on a four-hitter leading the Giants to a 6-2 victory and a three-games-to-none series lead. Once again, Dusty Rhodes came off the bench to deliver a key hit, this one a single that knocked in two runs. Willie Mays had three hits and two RBI for the winners. Vic Wertz' homer and Al Smith's bases-loaded walk accounted for the Tribe's two runs.

<b>NEW YORK</b>	103	011	000	—6-10-1	WP — GOMEZ
<b>CLEVELAND</b>	000	000	110	—2-4-2	LP — GARCIA

**Game #4 — Saturday, October 2 — at CLEVELAND      Att. 78,102**

With a 7-4 win in game four, the Giants became the second NL team to sweep a series in four straight games. In winning their fifth World Series, New York defeated a Cleveland squad that had won a record 111 games in the regular season. Leftfielder Monte Irvin and catcher Wes Westrum each had two RBI for the Giants. Three of the Indians' runs came on Hank Majeski's fifth inning pinch-hit HR. Pinch-hitter Rudy Regalado knocked in the Tribe's other run with a single.

<b>NEW YORK</b>	021	040	000	—7-10-3	WP — LIDDLE
<b>CLEVELAND</b>	000	030	100	—4-6-2	LP — LEMON

**AMERICAN LEAGUE PENNANT PLAYOFF GAME**

**1948 vs. BOSTON RED SOX**  
**INDIANS win A.L. pennant with an 8-3 victory**

The 1948 regular season came to a close with the Indians and Boston Red Sox in a first-place tie with identical records of 96-58. This made necessary the first championship playoff game in American League history, and only the second ever playoff in major league history.

Monday, October 4 — at Boston

Rookie southpaw Gene Bearden, pitching with just one day's rest, fired a five-hitter, enabling the Indians to advance to the World Series with an 8-3 championship playoff victory. Lou Boudreau went four for four at the plate, belting two home runs and scoring three times. Third baseman Ken Keltner had three hits including a homer, double and three RBI. Larry Doby doubled twice and Jim Hegan drove in a run with an infield out. Second baseman Bobby Doerr had a two run homer for the Red Sox.

<b>CLEVELAND</b>	100	410	011	—8-13-1	WP — Bearden
<b>BOSTON</b>	100	002	000	—3-5-1	LP — Galehouse

## DIVISION SERIES REVIEW

### 1995 INDIANS vs. BOSTON RED SOX INDIANS win best-of-five series, 3-0

#### Game #1 — Tuesday, October 3 (night) — at CLEVELAND

Tony Pena's 2-out, 13<sup>th</sup> inning solo homer off Zane Smith gave the Tribe the 5-4 victory in their first playoff game since October 2, 1954. Game also featured home runs by John Valentin, Tim Lincecum and Luis Alicea. Albert Belle's homer in the 11<sup>th</sup> inning tied the game, 4-4, and led to Boston manager Kevin Kennedy claiming Belle's bat for illegalities (bat later found clean). Roger Clemens and Dennis Martinez started. Belle went 2-5 with a 2B, HR and 3 RBI. Luis Alicea was 4-5 with a 2B, HR and an RBI.

<b>BOSTON</b>	002	000	010	010	0 — 4	11	2
<b>CLEVELAND</b>	000	003	000	010	1 — 5	10	2
<b>WP</b> - K Hill		<b>LP</b> - Z Smith		<b>T</b> : 5:01		<b>A</b> : 44,218	

**HR**: BOS - JValentin, Naehring, Alicea; CLE - Belle, Pena

#### Game #2 — Wednesday, October 4 (night) — at CLEVELAND

Tribe bests Red Sox, 4-0, as Orel Hershiser shutout the Sox for 7.1 innings, allowing just 3 hits with 7 strike outs. With the win Orel improved to 5-0 lifetime in the post-season. Eddie Murray homered and tripled (2-4, 2 RBI) off Eric Hanson while Omar Vizquel doubled in 2 runs in the 5<sup>th</sup> inning to break a 0-0 tie. Mesa, Tavarez & Assenmacher completed the shutout. Red Sox held to just 3 hits in the loss.

<b>BOSTON</b>	000	000	000 —	0	3	1	
<b>CLEVELAND</b>	000	020	02X —	4	4	2	
<b>WP</b> - Hershiser		<b>LP</b> - Hanson		<b>T</b> : 2:33		<b>A</b> : 44,264	

**HR**: CLE - Murray

#### Game #3 — Friday, October 6 (night) — at BOSTON

Indians complete the sweep in Fenway Park with 8-2 win. Jim Thome's 2-run homer off Tim Wakefield in the 2nd inning opened the scoring, for the game Thome collected 3 RBI. The Tribe plated 5 in the 6<sup>th</sup> with RBIs from Sorrento, Alomar, Vizquel (2) and Baerga. Charles Nagy went 7 innings, allowing just 4 hits and 1 earned run. Mo Vaughn and Jose Canseco were a combined 0-27 in the series.

<b>CLEVELAND</b>	021	005	000 —	8	11	2	
<b>BOSTON</b>	000	100	010 —	2	7	1	
<b>WP</b> - Nagy		<b>LP</b> - Wakefield		<b>T</b> : 3:18		<b>A</b> : 34,211	

**HR**: CLE - Thome

# LEAGUE CHAMPIONSHIP REVIEW

## 1995 INDIANS vs. SEATTLE MARINERS INDIANS win best-of-seven series, 4-2

### Game #1 — Tuesday, October 10 (night) — at SEATTLE

Mariners take Game 1 as rookie Bob Wolcott holds the Tribe 2 runs on 8 hits over 7.0 innings. Mike Blowers homer in the 2<sup>nd</sup> and a Sojo double in the 7<sup>th</sup> that broke a 2-2 tie provided the Seattle offense.

<b>CLEVELAND</b>	001	000	100 —	2	10	1
<b>SEATTLE</b>	020	000	10X —	3	7	0
<b>WP</b> - Wolcott	<b>LP</b> - Martinez			<b>T:</b> 3:07	<b>A:</b> 57,065	

HR: CLE - Belle; SEA - Blowers

### Game #2 — Wednesday, October 11 (night) — at SEATTLE

Orel Hershiser (8.0IP, 4H, 1R/ER) notched his 2<sup>nd</sup> win of the post-season and improved to 6-0 in his career. Manny Ramirez was 4-4 with 2 homers and 2 RBI and became first Indian ever to hit 2 homers in a post-season game.

<b>CLEVELAND</b>	000	022	010 —	5	12	0
<b>SEATTLE</b>	000	001	001 —	2	6	1
<b>WP</b> - Hershiser	<b>LP</b> - Belcher			<b>T:</b> 3:14	<b>A:</b> 58,144	

HR: CLE - Ramirez (2); SEA - Buhner, Griffey, Jr.

### Game #3 — Friday, October 13 (night) — at CLEVELAND

Jay Buhner's 2-out, 3-run homer in the 11<sup>th</sup> inning off Eric Plunk was the Tribe's first extra inning loss of the season (14-0). Charles Nagy started and pitched 8 strong innings (5H, 2R/1ER) versus Randy Johnson, (8.0IP, 4H, 2R).

<b>SEATTLE</b>	011	000	000 —	03	5	9	1
<b>CLEVELAND</b>	000	100	010 —	00	2	4	2
<b>WP</b> - Charlton	<b>LP</b> - Tavaraz			<b>T:</b> 3:18	<b>A:</b> 43,643		

HR: SEA - Buhner (2)

### Game #4 — Saturday, October 14 (night) — at CLEVELAND

The Indians, who played without Albert Belle and Sandy Alomar, scored 3 times in the first inning, 2 coming on a HR by Eddie Murray off Benes. Ken Hill shut out the M's on 5 hits over 7 innings.

<b>SEATTLE</b>	000	000	000 —	0	6	1
<b>CLEVELAND</b>	312	001	00X —	7	9	0
<b>WP</b> - K.Hill	<b>LP</b> - An. Benes			<b>T:</b> 3:30	<b>A:</b> 43,686	

HR: CLE - Murray, Thome

### Game #5 — Sunday, October 15 (night) — at CLEVELAND

Mariners took a 2-1 lead into the bottom of the 6<sup>th</sup> inning before a Jim Thome, 2-run blast off Chris Bosio put the Tribe ahead to stay at 3-2. LCS MVP Orel Hershiser picked up his second win of the series.

<b>SEATTLE</b>	001	010	000 —	2	5	2
<b>CLEVELAND</b>	100	002	00X —	3	10	4
<b>WP</b> - Hershiser	<b>LP</b> - Bosio			<b>T:</b> 3:37	<b>A:</b> 43,607	

HR: CLE - Thome

### Game #6 — Tuesday, October 17 (night) — at SEATTLE

Indians assure their first World Series appearance in 41 years as Dennis Martinez (7.0IP, 4H, 0R) notched his first career post-season win. Indians got to Randy Johnson in the 5<sup>th</sup> inning on a Kenny Lofton single then put the game away in the 8<sup>th</sup> by notching 3 runs (PB by Dan Wilson allowed 2 to score as Kenny Lofton scored from 2nd base). In the series the Tribe starters were 4-1 with a 1.28 ERA. Edgar and Tino Martinez were a combined 5-45 (.111).

<b>CLEVELAND</b>	000	010	030 —	4	8	0
<b>SEATTLE</b>	000	000	00X —	0	4	1
<b>WP</b> - Martinez	<b>LP</b> - Johnson			<b>T:</b> 2:54	<b>A:</b> 58,489	

HR: CLE - Baerga

# WORLD SERIES REVIEW

## 1995 INDIANS vs. ATLANTA BRAVES BRAVES win best-of-SEVEN series, 4-2

### Game #1 — Saturday, October 21 (night) — at ATLANTA

Greg Maddux (9.0IP, 2H, 2R/OER) was masterful as Atlanta scored in the 2<sup>nd</sup> on a solo HR by Fred McGriff and 2 in the 7<sup>th</sup> on a fielders choice and a squeeze bunt by Rafael Belliard. The loss was Hershiser's first career post-season loss in 8 decisions.

<b>CLEVELAND</b>	100	000	001 —	2	2	0
<b>ATLANTA</b>	010	000	20X —	3	3	2
WP - Maddux		LP - Hershiser		T: 2:37		A: 51,876

HR: CLE - Murray; ATL - McGriff

### Game #2 — Sunday, October 22 (night) — at ATLANTA

The game's decisive moment came in the 6<sup>th</sup> inning when Javy Lopez hit a 2-run homer off Dennis Martinez, breaking a 2-2 tie.

<b>CLEVELAND</b>	020	000	100 —	3	6	2
<b>ATLANTA</b>	002	002	00X —	4	8	2
WP - Glavine		LP - Martinez		T: 3:17		A: 51,877

HR: CLE - Murray; ATL - Lopez

### Game #3 — Tuesday, October 24 (night) — at CLEVELAND

Eddie Murray's single in the 11<sup>th</sup> inning won it for the Tribe as Jose Mesa worked the final 3 innings for the victory. First World Series victory for Tribe since 1948.

<b>ATLANTA</b>	100	001	130	00 —	6	12	1
<b>CLEVELAND</b>	202	000	110	01 —	7	12	2
WP - Mesa		LP - Pena		T: 4:09		A: 43,584	

HR: ATL - Klesko, McGriff

### Game #4 — Wednesday, October 25 (night) — at CLEVELAND

Braves take a 3 games to 1 advantage over the Tribe and Ken Hill with a 5-2 victory. The Braves broke a 1-1 tie in the 6<sup>th</sup> inning with a 3 spot, 2 coming on a 2-out single by David Justice to right field.

<b>ATLANTA</b>	000	001	301 —	5	11	1
<b>CLEVELAND</b>	000	001	001 —	2	6	0
WP - Avery		LP - Hill		T: 3:14		A: 43,578

HR: ATL - Klesko; CLE - Belle, Ramirez

### Game #5 — Thursday, October 26 (night) — at CLEVELAND

The Indians beat the Braves and Maddux, 5-4, sending the series back to Atlanta. The Tribe opened the scoring in the first on a 2-run, opposite field homer by Belle. The Indians broke the 2-2 tie in the 6<sup>th</sup> on singles by Jim Thome & Manny Ramirez.

<b>ATLANTA</b>	000	110	002 —	4	7	0
<b>CLEVELAND</b>	200	002	01X —	5	8	1
WP - Hershiser		LP - Maddux		T: 2:33		A: 43,595

HR: ATL - Polonia, Klesko; CLE - Belle, Thome

### Game #6 — Saturday, October 28 (night) — at ATLANTA

The Braves captured their first championship since 1959 as Series MVP Tom Glavine and Mark Wohlers held the Tribe to a season-low 1 hit (bloop single by Tony Pena in the 6<sup>th</sup>). The games only run came in the 6<sup>th</sup> inning on a lead-off, solo HR by David Justice off Jim Poole. For the series, Atlanta pitchers held the Tribe bats in check with a .179 batting average.

<b>CLEVELAND</b>	000	000	000 —	0	1	1
<b>ATLANTA</b>	000	001	00X —	1	6	0
WP - Glavine		LP - Poole		T: 3:02		A: 51,875

HR: ATL - Justice

## DIVISION SERIES REVIEW

### 1996 INDIANS vs. BALTIMORE ORIOLES ORIOLES win best-of-five series, 3-1

#### Game #1 — Tuesday, October 1 (day) — at BALTIMORE

Brady Anderson led off the game with a HR as the Tribe knotted the score in the 2<sup>nd</sup> on a Manny Ramirez HR but relinquished the lead for good in the bottom half of the 2<sup>nd</sup> on BJ Surhoff's 1st of 2HR on the day. Baltimore put the game away in the 6<sup>th</sup> as they scored 5 times, four coming on a Bobby Bonilla grand slam off Paul Shuey.

<b>CLEVELAND</b>	010	200	100—	4	10	0	
<b>BALTIMORE</b>	112	005	10X—	10	12	1	
WP - Wells		LP - Nagy			T: 3:25		A: 47,644

HR: CLE - Ramirez; BAL - Anderson, Surhoff (2), Bonilla

#### Game #2 — Wednesday, October 2 (day) — at BALTIMORE

O's took 4-0 lead as Scott Erickson shut out the Tribe on 3 hits over the first 5.0 innings. Three Oriole runs in the 5<sup>th</sup> came on Brady Anderson's 2nd HR of the series, a 2-out 1B by Cal Ripken and a double to left by Eddie Murray. Tribe scored 3 in the 6<sup>th</sup>, two on a homer by Albert Belle off Scott Erickson.

<b>CLEVELAND</b>	000	003	010—	4	8	2	
<b>BALTIMORE</b>	100	030	03X—	7	9	2	
WP - Benitez		LP - Plunk			T: 3:27		A: 48,970

HR: CLE - Belle; BAL - Anderson

#### Game #3 — Friday, October 4 (day) — at CLEVELAND

Tribe tied it at 4-4 in the bottom of the 4<sup>th</sup> on a Seitzer 2-out single. Score remained tied until the bottom of the 7<sup>th</sup> when Albert Belle hit a grand slam HR off Armando Benitez after Jesse Orosco walked the bases loaded.

<b>BALTIMORE</b>	010	300	000—	4	8	2	
<b>CLEVELAND</b>	120	100	41X—	9	10	0	
WP - Assenmacher		LP - Orosco			T: 3:44		A: 44,250

HR: BAL - Surhoff; CLE - Ramirez, Belle

#### Game #4 — Saturday, October 5 (day) — at CLEVELAND

Tribe's season ends on Roberto Alomar's 12<sup>th</sup> inning HR off Jose Mesa. In the game the Indians set an all-time playoff record by striking out 23 Orioles, 12 of them by starter Charles Nagy (6.0IP, 6H, 2R, 12SO). Tribe was held hitless over the final 5.0 innings. In the series the Indians hit .245 (35-143) as a team with a team ERA of 5.84 (37.0IP, 43H, 24ER).

<b>BALTIMORE</b>	020	000	001—	001	4	14	1
<b>CLEVELAND</b>	000	210	000—	000	3	7	1
WP - Benitez		LP - Mesa			T: 4:41		A: 44,280

HR: BAL - Palmiero, Bonilla, Alomar

# DIVISION SERIES REVIEW

## 1997 CLEVELAND vs. NEW YORK YANKEES INDIANS win best-of-five series, 3-2

### Game #1 — Tuesday, Sept. 30 (night) at NEW YORK

Indians scored 5 runs in the first inning off David Cone (3.1IP, 7H, 6R), three coming on a homer by Sandy Alomar. Yankees blew the game open in the 6<sup>th</sup>, scoring 5 runs on a Rey Sanchez single followed by back-to-back-to-back homers by Raines (2-run), Derek Jeter & Paul O'Neill. Yankees became the first team in post-season history to hit 3 straight homers.

<b>CLEVELAND</b>	500	100	000—	6	11	0
<b>NEW YORK</b>	010	115	00X—	8	11	0
<b>WP</b> - Mendoza		<b>LP</b> - Plunk		<b>T:</b> 3:28	<b>ATT:</b> 57,398	

**HR:** CLE - Alomar; NYY - T. Martinez, Raines, Jeter, O'Neill

### Game #2 — Thursday, October 2 (night) at NEW YORK

The Yankees took a 3-0 1<sup>st</sup> inning lead off Jaret Wright (6.0IP, 3H, 3R/ER, 4BB, 5SO). In the start Wright became the youngest pitcher in Division Series history (21Y, 9M, 4D). The Indians rallied back for 5 runs off Pettitte (5.0IP, 9H, 7R) with 2 outs on 5 hits. The Indians added 2 in the 5<sup>th</sup> inning on a 2-run HR by Matt Williams that chased Pettitte.

<b>CLEVELAND</b>	000	520	000—	7	11	1
<b>NEW YORK</b>	300	000	011—	5	7	2
<b>WP</b> - Wright		<b>LP</b> - Pettitte		<b>T:</b> 3:32	<b>ATT:</b> 57,360	

**HR:** NYY - Williams, Jeter; CLE - Williams

### Game #3 — Saturday, October 4 (night) at CLEVELAND

Wells (9.0IP, 5H, 1R/ER, 0BB, 1SO) outstanding as NY opened the scoring in the first inning on a Paul O'Neill single. The big blow came in the 4<sup>th</sup> as Charles Nagy (3.2IP, 2H, 5R/4ER, 6BB, 1SO) walked the bases full and was removed with 2 outs in favor of Chad Ogea, who allowed a grand slam to Paul O'Neill.

<b>NEW YORK</b>	101	400	000—	6	4	1
<b>CLEVELAND</b>	010	000	000—	1	5	1
<b>WP</b> - WELLS		<b>LP</b> - Nagy		<b>T:</b> 2:59	<b>A:</b> 45,274	

**HR:** NYY - O'Neill

### Game #4 — Sunday, October 5 (night) at CLEVELAND

Indians overcome a 2-1 deficit in the bottom of the 8<sup>th</sup> inning, 4 outs from elimination. Mariano Rivera relieved with 1 out in the 8th before Sandy Alomar hit a 2-0 fastball into the RF seats. The Indians plated the game-winning run in the 9<sup>th</sup> inning on an Omar Vizquel infield single off Ramiro Mendoza's glove scored Marquis Grissom.

<b>NEW YORK</b>	200	000	000—	2	9	1
<b>CLEVELAND</b>	010	000	011—	3	9	0
<b>WP</b> - Jackson		<b>LP</b> - Mendoza		<b>T:</b> 3:22	<b>A:</b> 45,231	

**HR:** CLE - Justice, Alomar

### Game #5 — Monday, October 6 (night) at CLEVELAND

Jaret Wright (5.1IP, 8H, 3R/2ER) won for the 2<sup>nd</sup> time as The Indians broke the ice with 3 runs in the 3<sup>rd</sup> inning on a 2-out, 2-run 2B by Manny Ramirez followed by an RBI single by Matt Williams. The Yankees threatened in the 7<sup>th</sup>, but Jim Thome made a great diving stop on an O'Neill grounder in the hole.

<b>NEW YORK</b>	000	021	000—	3	12	0
<b>CLEVELAND</b>	003	100	000—	4	7	2
<b>WP</b> - Wright		<b>LP</b> - Pettitte		<b>T:</b> 3:29	<b>A:</b> 45,203	

# LEAGUE CHAMPIONSHIP REVIEW

## 1997 INDIANS vs. BALTIMORE ORIOLES INDIANS win best-of-seven series, 4-2

### Game #1 — Wednesday, Oct. 8 (night) at BALTIMORE

Indians drop game one after Anderson robs Ramirez of HR in the 1<sup>st</sup> inning and follows catch with lead-off HR off Chad Ogea on the first pitch of game. Erickson allowed just 4 singles over his 8.0 shutout innings.

<b>CLEVELAND</b>	000	000	000—	0	4	1
<b>BALTIMORE</b>	102	000	000—	3	6	1
WP - Erickson	LP - Ogea		T: 2:33		A: 49,029	

HR: BAL - Anderson, R. Alomar

### Game #2 — Thursday, Oct. 9 (night) at BALTIMORE

Indians steal the split with a 5-4 victory on Marquis Grissom's 3-run homer in the top of the 8<sup>th</sup> inning off Armando Benitez, erasing a 4-2 Oriole lead. Indians opened the scoring with 2 in the first inning on a 2-run homer by Manny Ramirez off Jimmy Key.

<b>CLEVELAND</b>	200	000	030—	5	6	3
<b>BALTIMORE</b>	020	002	000—	4	8	1
WP - Assenmacher	LP - Benitez		T: 3:53		A: 49,131	

HR: CLE - Ramirez, Grissom; BAL - Ripken

### Game #3 — Saturday, Oct. 11 (day) at CLEVELAND

Indians win in the 12<sup>th</sup> inning on a missed squeeze bunt by Omar Vizquel that scored Marquis Grissom, who was awarded a steal of home. The game featured 33 strikeouts, which set a new LCS record and equaled the post-season record set by the same two clubs in Game 4 of the Division Series the year before. Mike Mussina's 15Ks established a new ALCS record.

<b>BALTIMORE</b>	000	000	001	000—	1	8	1
<b>CLEVELAND</b>	000	000	100	001—	2	6	0
WP - Plunk	LP - Myers		T: 4:51		A: 45,047		

### Game #4 — Sunday, Oct. 12 (night) at CLEVELAND

Overcame a 5-2 deficit with 4 runs in the 5<sup>th</sup> inning, scoring twice on a wild pitch. The Indians got their first two runs on a homer by Sandy Alomar (3-5, 4RBI). The O's tied it in the 9<sup>th</sup> at 7-7 off Jose Mesa. The Indians won it in the bottom of the 9<sup>th</sup> on a 2-out single by Sandy Alomar off Benitez.

<b>BALTIMORE</b>	014	000	101—	7	12	2
<b>CLEVELAND</b>	020	140	001—	8	13	0
WP - Mesa	LP - Mills		T: 3:32		A: 45,081	

HR: CLE - Alomar, Ramirez BAL - Anderson, Baines, Palmeiro

### Game #5 — Monday, Oct. 13 (night) at CLEVELAND

Ogea (8.0IP, 6H, 2R) solid again in second start of the series but loses for the 2<sup>nd</sup> time. Orioles took a 2-0 lead in the 3<sup>rd</sup> inning on a 2-out, 2-run bases loaded single by Geronimo Berroa.

<b>BALTIMORE</b>	002	000	002—	4	10	0
<b>CLEVELAND</b>	000	000	002—	2	8	1
WP - Kamieniecki	LP - Ogea		T: 3:08		A: 45,068	

HR: BAL - Davis

### Game #6 — Wednesday, Oct. 15 (day) at BALTIMORE

Indians capture 2<sup>nd</sup> AL Pennant with their 4<sup>th</sup> one-run win in the series (LCS record). The scoreless tie was broken in the 11<sup>th</sup> inning on a solo homer by Tony Fernandez with 2 outs on a 2-0 slider from Armando Benitez. The game was started by Charles Nagy (7.1IP, 9H, 0R, 3BB, 4SO) and Mike Mussina (8.0IP, 1H, 0R, 1BB, 10SO). Marquis Grissom was named MVP of the ALCS.

<b>CLEVELAND</b>	000	000	000	01—	1	3	0
<b>BALTIMORE</b>	000	000	000	00—	0	10	0
WP - Anderson	LP - Benitez		T: 3:52		A: 49,075		

HR: CLE - Fernandez

# WORLD SERIES REVIEW

## 1997 INDIANS vs. FLORIDA MARLINS MARLINS win best-of-seven series, 4-3

### Game #1 — Saturday, Oct. 18 (night) at FLORIDA

The Marlins broke the game open in the 4<sup>th</sup> inning with 4 runs off Hershiser, 3 on a homer by Moises Alou.

CLEVELAND	100	011	010—	4	11	0
FLORIDA	001	320	01X—	7	7	1
WP - Hernandez		LP - Hershiser		T: 3:19		A: 67,245

HR: CLE - Ramirez, Thome; FLA - Alou, Johnson

### Game #2 — Sunday, Oct. 19 (night) at FLORIDA

The Indians win their first World Series road game since 1948. The game was tied at 1-1 until the 5<sup>th</sup> inning before the Indians scored 3 times on a single by Marquis Grissom and a 2-run, 2-out single by Bip Roberts.

CLEVELAND	100	032	000—	6	14	0
FLORIDA	100	000	000—	1	8	0
WP - Ogea		LP - Brown		T: 2:48		A: 67,025

HR: CLE - Alomar

### Game #3 — Tuesday, Oct. 21 (night) at CLEVELAND

The Marlins overcome a 7-3 deficit off the Indians bullpen with a 7-run 9<sup>th</sup> inning. The game was the 2<sup>nd</sup> highest scoring game and the 2<sup>nd</sup> longest 9-inning game (4:12) in WS history behind G4 of the 1993 Fall Classic (Toronto 15, Philadelphia 14, 4:14).

FLORIDA	101	102	207—	14	16	3
CLEVELAND	200	320	004—	11	10	3
WP - Cook		LP - Plunk		T: 4:12		A: 44,880

HR: CLE - Thome; FLA - Sheffield, Daulton, Eisenreich

### Game #4 — Wed., Oct. 22 (night) at CLEVELAND

Indians even series, jumping to an early 6-0 lead on their way to a 10-3 win. Opened the game with 3 runs in the first inning on a 2-run homer by Manny Ramirez (1-4, 2RS).

FLORIDA	000	102	000—	3	6	2
CLEVELAND	303	001	12X—	10	15	0
WP - Wright		LP - Saunders		T: 3:15		A: 44,877

HR: CLE - Ramirez, Williams; FLA - Alou

### Game #5 — Thursday, Oct. 23 (night) at CLEVELAND

Tribe took a 4-2 edge into the 6<sup>th</sup> before a 4-run outburst by the Marlins put the game away. Hershiser solid till the 6<sup>th</sup> with 2 outs when Moises Alou (3-5, 2RS, 4RBI, SB) hit a 3-run homer.

FLORIDA	020	004	011—	8	15	2
CLEVELAND	013	000	003—	7	9	0
WP - Hernandez		LP - Hershiser		T: 3:39		A: 44,888

HR: CLE - Alomar; FLA - Alou

### Game #6 — Saturday, Oct. 25 (night) at FLORIDA

Chad Ogea (5.0IP, 4H, 1R/ER) became first Indian since Lemon in 1948 to record two WS wins and went 2-3 w/a 2B & 2 RBI off Kevin Brown.

CLEVELAND	021	010	000—	4	7	0
FLORIDA	000	010	000—	1	8	0
WP - Ogea		LP - Brown		T: 3:15		A: 67,498

### Game #7 — Sunday, Oct. 26 at FLORIDA

Jose Mesa's blown save in the 9<sup>th</sup> and Edgar Renteria's 2-out, RBI single in the 11<sup>th</sup> led the Marlins to the WS title in only their 5<sup>th</sup> year in existence ... Jaret Wright (6.1IP, 2H, 1R/ER, 5BB, 7SO) started, and was outstanding ... Indians put their 2 runs on the board in the 3<sup>rd</sup> on a 2-out single to center by Tony Fernandez. Livan Hernandez was named series MVP.

CLEVELAND	002	000	000	00—	2	6	2
FLORIDA	000	000	101	01—	3	8	0
WP - Powell		LP - Nagy		T: 4:10		A: 67,204	

HR: FLA - Bonilla

# DIVISION SERIES REVIEW

## 1998 INDIANS vs. BOSTON RED SOX INDIANS win best-of-five series, 3-1

### Game #1 — Tue., Sept. 29 (day) at CLEVELAND

Mo Vaughn & Nomar Garciaparra single-handedly defeated the Indians, as the Tribe lost the opening game of a playoff series for the 7<sup>th</sup> straight time ... Vaughn went 3-5 w/a 2B, 2 HR & 7 RBI as he and Garciaparra hit 3-run homers off Wright (4.1IP, 7H, 6R/ER) ... The 7 RBI by Vaughn equaled a playoff record with Seattle's Edgar Martinez' 7 vs. New York in the 1995 Division Series (game 4).

<b>BOSTON</b>	300	032	030	11	12	0
<b>CLEVELAND</b>	000	002	100	3	7	0
<b>WP</b> - Martinez		<b>LP</b> - Wright		<b>T</b> : 3:16	<b>A</b> : 45,185	

**HR**: CLE - Thome, Lofton; BOS - Vaughn (2), Garciaparra

### Game #2 — Wed., Sept. 30 (day) at CLEVELAND

Game starts with a bang as Mike Hargrove is ejected after the first 3 pitches of the game from Doc Gooden by HP umpire Joe Brinkman. Gooden (0.1IP, 1H, 2R/ER, 2BB, 1SO) was ejected after a close play at home plate on a Garciaparra 2-run double ... Burba (5.1IP, 4H, 3R/ER) relieved Doc and was outstanding ... Indians scored 5 runs in the 2<sup>nd</sup> inning to take a 6-1 lead on RBI doubles by Sandy Alomar and Kenny Lofton that chased Tim Wakefield (1.1IP, 3H, 5R/ER) followed by a 3-run HR by David Justice off John Wasdin.

<b>BOSTON</b>	201	002	000	5	10	0
<b>CLEVELAND</b>	151	001	01X	9	9	1
<b>WP</b> - Burba		<b>LP</b> - Wakefield		<b>T</b> : 3:25	<b>A</b> : 45,229	

**HR**: CLE - Justice

### Game #3 — Fri., Oct. 2 (day) at BOSTON

Charles Nagy (8.0IP, 4H, 1R/ER) picks up his 2<sup>nd</sup> career post-season win ... Indians, who were held to just 5 hits on the day, hit four solo home runs to set a new post-season, single-game club record ... Jim Thome tied the game in the 5<sup>th</sup> inning off Saberhagen (7.0IP, 4H, 3R/ER, 1BB, 7SO, 3HR) and took the lead for good on a HR by Kenny Lofton in the 6<sup>th</sup> inning.

<b>CLEVELAND</b>	000	011	101	4	5	0
<b>BOSTON</b>	000	100	002	3	6	0
<b>WP</b> - Nagy		<b>LP</b> - Saberhagen		<b>T</b> : 2:27	<b>A</b> : 33,114	

**HR**: CLE - Thome, Ramirez (2), Lofton; BOS - Garciaparra

### Game #4 — Sat., Oct. 3 (day) at BOSTON

Indians win the series to advance to the ALCS for the 3<sup>rd</sup> time in four seasons ... Indians overcame a sterling pitching performance from Boston starter Pete Schourek (5.1IP, 2H, 0R, 4BB, 1SO) to post their 3<sup>rd</sup> straight victory over the BoSox ... Indians swept Boston in 3 games of the 1995 Division Series ... Bartolo Colon (5.2IP, 5H, 1R/ER, 3BB, 3SO) started by Tribe, who overcame a 1-0 deficit on a 2-run double by David Justice off Gordon.

<b>CLEVELAND</b>	000	000	020	2	5	0
<b>BOSTON</b>	000	100	000	1	6	0
<b>WP</b> - Reed		<b>LP</b> - Gordon		<b>T</b> : 3:00	<b>A</b> : 33,537	

**HR**: BOS - Garciaparra

# LEAGUE CHAMPIONSHIP REVIEW

## 1998 INDIANS vs. NEW YORK YANKEES YANKEES win best-of-seven series, 4-2

### Game #1 — Tue., Oct. 6 (night) at NEW YORK

Indians drop their 8<sup>th</sup> straight opening game of a playoff series dating back to the 1995 ALCS at Seattle...Yankees scored 5 runs in the 1<sup>st</sup> inning (new ALCS record) off Jaret Wright (0.2IP, 5H, 5R/ER) in the shortest start of his major league career ... David Wells was masterful, taking a 3-hit shutout into the 9<sup>th</sup> inning before yielding a 2-run HR to Manny Ramirez.

<b>CLEVELAND</b>	000	000	002	2	5	0
<b>NEW YORK</b>	500	001	10X	7	11	0
WP - Wells	LP - Wright		T: 3:31		A: 57,138	

HR: CLE - Ramirez; NYY - Posada

### Game #2 — Wed., Oct. 7 (day) at NEW YORK

David Cone & Charles Nagy started and were outstanding as the two teams went into the 12<sup>th</sup> inning in a 1-1 tie ... Tie was broken after Fryman reached first on a bunt single followed by a throwing error by Tino Martinez that scored pinch-runner Enrique Wilson all the way from the first base as Chuck Knoblauch argued. Kenny Lofton added a 2-run bases loaded single.

<b>CLEVELAND</b>	000	100	000	003	4	8	1
<b>NEW YORK</b>	000	000	100	000	1	7	1
WP - Burba	LP - Nelson		T: 4:28		A: 57,128		

HR: CLE - Justice

### Game #3 — Fri., Oct. 9 (night) at CLEVELAND

Bartolo Colon (9.0IP, 4H, 1R/ER) tossed a 4-hitter, becoming the first Indians pitcher since Bob Lemon in Game 1 of the 1954 World Series to throw a complete game ... The Indians hit an ALCS record-tying 4 homers as Jim Thome (2-4, 3RBI) became the 2<sup>nd</sup> Indian ever (Manny Ramirez did it twice) to hit 2 homers in a post-season game.

<b>NEW YORK</b>	100	000	000	1	4	0
<b>CLEVELAND</b>	020	040	00X	6	12	0
WP - COLON	LP - Pettitte		T: 2:53		A: 44,904	

HR: CLE - Whiten, Ramirez, Thome (2)

### Game #4 — Sat., Oct. 10 (night) at CLEVELAND

Orlando Hernandez (7.0+IP, 3H, 0R) was masterful as Mike Stanton & Mariano Rivera tossed scoreless innings to combine on the shutout. The Yankees scored a run in the 1<sup>st</sup> inning on a solo HR by Paul O'Neill off loser Dwight Gooden (4.2IP, 3H, 3R/ER) and 2 in the 4<sup>th</sup> inning on a double by Chili Davis and a sac. fly by Tino Martinez..

<b>NEW YORK</b>	100	200	001	4	4	0
<b>CLEVELAND</b>	000	000	000	0	4	3
WP - Hernandez	LP - Gooden		T: 3:31		A: 44,981	

HR: NYY - O'Neill

### Game #5 — Sun., Oct. 11 (day) at CLEVELAND

ALCS series MVP David Wells (7.1IP, 7H, 3R/ER) picked up his 2<sup>nd</sup> win of the series as he struck out a post-season career high 11. The Yankees scored 3 runs in the first inning off loser Chad Ogea (1.1IP, 4H, 4R/ER), 2 coming on a single by Chili Davis (2-5, 3RBI). Jaret Wright (6.0IP, 2H, 1R/ER, 7BB) relieved Ogea and yielded only a solo HR to Davis.

<b>NEW YORK</b>	310	100	000	5	6	0
<b>CLEVELAND</b>	200	001	000	3	8	0
WP - Wells	LP - Ogea		T: 3:33		A: 44,966	

HR: NYY - Davis; CLE - Lofton, Thome

ALL CAPS= complete game

**Game #6 — Tue., Oct. 13 (night) at NEW YORK**

Yankees won their 35<sup>th</sup> American League pennant as they jumped out to a 2-0 lead off starter and loser Charles Nagy (3.0IP, 8H, 6R/3ER) on 4 singles. Extended the lead to 6-0 in the 3<sup>rd</sup> inning to chase Nagy on a 3-run HR by Scott Brosius after an Enrique Wilson throwing error extended the inning. Game featured a Jim Thome grand slam in the 5-run 5<sup>th</sup> that made it interesting before the Yanks put the game away in the 6<sup>th</sup> inning with 3 runs (Jeter 2-run triple) after the inning started on an Omar Vizquel throwing error, snapping his 46-game career postseason errorless streak.

<b>CLEVELAND</b>	000	050	000	5	8	3
<b>NEW YORK</b>	213	003	00X	9	11	1

<b>WP</b> - Cone	<b>LP</b> - Nagy	<b>T</b> : 3:31	<b>A</b> : 57,142
------------------	------------------	-----------------	-------------------

**HR**: NYY - Brosius; CLE - Thome

## 1998 POSTSEASON STATISTICS

### 1998 DIVISION SERIES STATISTICS

BATTER	AVG	AB	R	H	2B	3B	HR	RBI	SH	SF	HP	BB	SO	SB		
Alomar	.231	13	2	3	3	0	0	2	0	0	0	1	4	0		
Cora	.000	10	2	0	0	0	0	0	0	0	0	3	2	0		
RIGHT	.000	0		0	0	0	0	0	0	0	0	0	0			
LEFT	.000	10		0	0	0	0	0	0	0	0	3	2			
Fryman	.154	13	1	2	1	0	0	0	0	0	0	3	4	1		
Giles	.200	10	1	2	1	0	0	0	0	0	1	1	4	0		
Justice	.313	16	2	5	4	0	1	6	0	1	0	0	1	0		
Lofton	.375	16	5	6	1	0	2	4	0	0	0	1	1	2		
Ramirez	.357	14	2	5	2	0	2	3	0	0	2	1	4	0		
Sexson	.000	2	0	0	0	0	0	0	0	0	0	2	1	0		
Thome	.133	15	2	2	0	0	2	2	0	0	0	2	5	0		
Vizquel	.067	15	1	1	0	0	0	0	0	0	0	1	0	0		
RIGHT	.000	3		0	0	0	0	0	0	0	0	0	0			
LEFT	.083	12		1	0	0	0	0	0	0	1	0	0			
Wilson	.000	2	0	0	0	0	0	0	0	0	0	0	0	0		
RIGHT	.000	2		0	0	0	0	0	0	0	0	0	0			
LEFT	.000	0		0	0	0	0	0	0	0	0	0	0			
<b>INDIANS</b>	<b>.206</b>	<b>126</b>	<b>18</b>	<b>26</b>	<b>12</b>	<b>0</b>	<b>7</b>	<b>17</b>	<b>0</b>	<b>1</b>	<b>3</b>	<b>15</b>	<b>26</b>	<b>3</b>		
PITCHER	W	L	ERA	G	GS	CG	SHO	SV	IP	H	R	ER	HR	HP	BB	SO
Assenmacher	0	0	0.00	3	0	0	0	0	1.0	2	0	0	0	0	0	2
Burba	1	0	5.06	1	0	0	0	0	5.1	4	3	3	0	0	2	4
Colon	0	0	1.59	1	1	0	0	0	5.2	5	1	1	1	0	3	3
Gooden	0	0	54.00	1	1	0	0	0	0.1	1	2	2	0	0	2	1
Jackson	0	0	4.50	3	0	0	0	3	4.0	3	2	2	1	0	1	1
Jones	0	0	6.75	1	0	0	0	0	2.2	3	2	2	1	0	1	1
Nagy	1	0	1.13	1	1	0	0	0	8.0	4	1	1	0	0	0	3
Poole	0	0	0.00	2	0	0	0	0	1.0	1	0	0	0	0	1	2
Reed	1	0	40.50	2	0	0	0	0	0.2	1	3	3	0	1	1	1
Shuey	0	0	0.00	3	0	0	0	0	3.0	3	0	0	0	0	1	4
Wright	0	1	12.46	1	1	0	0	0	4.1	7	6	6	2	1	2	6
<b>INDIANS</b>	<b>3</b>	<b>1</b>	<b>5.00</b>	<b>4</b>	<b>4</b>	<b>0</b>	<b>0</b>	<b>3</b>	<b>36.0</b>	<b>34</b>	<b>20</b>	<b>20</b>	<b>5</b>	<b>2</b>	<b>14</b>	<b>28</b>

## 1998 AMERICAN LEAGUE CHAMPIONSHIP SERIES

BATTER	AVG	AB	R	H	2B	3B	HR	RBI	SH	SF	HP	BB	SO	SB
Alomar	.063	16	1	1	0	0	0	0	0	0	1	0	2	0
Branson	.000	1	0	0	0	0	0	0	0	0	0	0	0	0
Cora	.143	7	1	1	0	0	0	0	0	0	0	2	1	0
RIGHT	.333	3	1	1	0	0	0	0	0	0	0	1	1	
LEFT	.000	4	0	0	0	0	0	0	0	0	0	1	0	
Diaz	.000	4	0	0	0	0	0	0	0	0	0	0	1	0
Fryman	.174	23	2	4	0	0	0	0	0	0	1	1	5	1
Giles	.083	12	0	1	0	0	0	0	0	0	0	1	3	0
Justice	.158	19	2	3	0	0	1	2	0	0	1	3	3	0
Lofton	.185	27	2	5	1	0	1	3	0	0	0	1	7	1
Ramirez	.333	21	2	7	1	0	2	4	0	1	0	4	9	0
Sexson	.000	6	0	0	0	0	0	0	0	0	0	0	3	0
Thome	.304	23	4	7	0	0	4	8	0	0	1	1	8	0
Vizquel	.440	25	2	11	0	1	0	0	0	0	1	1	3	4
RIGHT	.500	12	6	6	0	0	0	0	0	0	1	1	1	
LEFT	.385	13	5	5	0	1	0	0	0	0	0	0	2	
Whiten	.286	7	2	2	1	0	1	1	0	0	0	1	3	0
RIGHT	.333	6	2	1	0	0	1	1	0	0	0	1	3	
LEFT	.000	1	0	0	0	0	0	0	0	0	0	0	0	
Wilson	.214	14	2	3	0	0	0	1	0	0	0	1	3	0
RIGHT	.333	6	2	0	0	0	0	1	0	0	0	0	2	
LEFT	.125	8	1	0	0	0	0	0	0	0	0	1	1	
INDIANS	.220	205	20	45	3	1	9	19	0	1	5	16	51	6

PITCHER	W	L	ERA	G	GS	CG	SHO	SV	IP	H	R	ER	HR	HP	BB	SO
Assenmacher	0	0	0.00	3	0	0	0	0	2.0	0	0	0	0	0	0	3
Burba	1	0	3.00	3	0	0	0	0	6.0	3	4	2	0	0	5	8
Colon	1	0	1.00	1	1	1	0	0	9.0	4	1	1	0	0	4	3
Gooden	0	1	5.79	1	1	0	0	0	4.2	3	3	3	1	0	3	3
Jackson	0	0	0.00	1	0	0	0	1	1.0	0	0	0	0	0	0	2
Nagy	0	1	3.72	2	2	0	0	0	9.2	13	7	4	1	0	1	6
Ogea	0	1	8.10	2	1	0	0	0	6.2	9	6	6	1	2	5	4
Poole	0	0	0.00	4	0	0	0	0	1.1	0	0	0	0	0	1	2
Reed	0	0	0.00	3	0	0	0	0	1.2	0	0	0	0	0	1	0
Shuey	0	0	0.00	5	0	0	0	0	6.1	4	0	0	0	0	7	7
Wright	0	1	8.10	2	1	0	0	0	6.2	7	6	6	1	0	8	4
INDIANS	2	4	3.60	6	6	1	0	1	55.0	43	27	22	4	2	35	42

## 1998 POSTSEASON

BATTER	AVG	AB	R	H	2B	3B	HR	RBI	SH	SF	HP	BB	SO	SB
Alomar	.138	29	3	4	3	0	0	2	0	0	1	1	6	0
Branson	.000	1	0	0	0	0	0	0	0	0	0	0	0	0
Cora	.059	17	3	1	0	0	0	0	0	0	0	5	3	0
RIGHT	.333	3	1	0	0	0	0	0	0	0	0	1	1	
LEFT	.000	14	0	0	0	0	0	0	0	0	0	4	2	
Diaz	.000	4	0	0	0	0	0	0	0	0	0	0	1	0
Fryman	.167	36	3	6	1	0	0	0	0	0	1	4	9	2
Giles	.136	22	1	3	1	0	0	0	0	0	1	2	7	0
Justice	.229	35	4	8	4	0	2	8	0	1	1	3	4	0
Lofton	.256	43	7	11	2	0	3	7	0	0	0	2	8	3
Ramirez	.343	35	4	12	3	0	4	7	0	1	2	5	13	0
Sexson	.000	8	0	0	0	0	0	0	0	0	0	2	4	0
Thome	.237	38	6	9	0	0	6	10	0	0	1	3	13	0
Vizquel	.300	40	3	12	0	1	0	0	0	0	1	2	3	4
RIGHT	.400	15	6	6	0	0	0	0	0	0	1	1	1	
LEFT	.240	25	6	6	0	1	0	0	0	0	0	1	2	
Whiten	.286	7	2	2	1	0	1	1	0	0	0	1	3	0
RIGHT	.333	6	2	1	0	0	1	1	0	0	0	1	3	
LEFT	.000	1	0	0	0	0	0	0	0	0	0	0	0	
Wilson	.188	16	2	3	0	0	0	1	0	0	0	1	3	0
RIGHT	.250	8	2	0	0	0	0	1	0	0	0	0	2	
LEFT	.125	8	1	0	0	0	0	0	0	0	0	1	1	
INDIANS	.215	331	38	71	15	1	16	36	0	2	8	31	77	9

PITCHER	W	L	ERA	G	GS	CG	SHO	SV	IP	H	R	ER	HR	HP	BB	SO
Assenmacher	0	0	0.00	6	0	0	0	0	3.0	2	0	0	0	0	0	5
Burba	2	0	3.97	4	0	0	0	0	11.1	7	7	5	0	0	7	12
Colon	1	0	1.23	2	2	1	0	0	14.2	9	2	2	1	0	7	6
Gooden	0	1	9.00	2	2	0	0	0	5.0	4	5	5	1	0	5	4
Jackson	0	0	3.60	4	0	0	0	4	5.0	3	2	2	1	0	1	3
Jones	0	0	6.75	1	0	0	0	0	2.2	3	2	2	1	0	1	1
Nagy	1	1	2.55	3	3	0	0	0	17.2	17	8	5	1	0	1	9
Ogea	0	1	8.10	2	1	0	0	0	6.2	9	6	6	1	2	5	4
Poole	0	0	0.00	6	0	0	0	0	2.1	1	0	0	0	0	2	4
Reed	1	0	11.57	5	0	0	0	0	2.1	1	3	3	0	1	2	1
Shuey	0	0	0.00	8	0	0	0	0	9.1	7	0	0	0	0	8	11
Wright	0	2	9.82	3	2	0	0	0	11.0	14	12	12	3	1	10	10
INDIANS	5	5	4.15	10	10	1	0	4	91.0	77	47	42	9	4	49	70

# CLEVELAND ALL-STAR REVIEW

## TOP THREE ALL-STAR CROWDS

72,086 at Cleveland Stadium on August 9, 1981

69,831 at Cleveland Stadium on July 8, 1935

68,751 at Cleveland Stadium on July 13, 1954

### GAME ONE AT CLEVELAND STADIUM — July 8, 1935

*American League 4, National League 1*

A crowd of 69,831 — the largest throng to see an All-Star Game (until 1981 in Cleveland) — packed the lakefront Stadium for just the third mid-summer classic in history. The partial American League crowd was thrilled to a 4-1 junior circuit victory, the A.L.'s third straight All-Star win.

Jimmy Foxx belted a two-run homer in the first inning and the American Leaguers coasted to the win as Lefty Gomez and Mel Harder baffled the National League hitters.

### GAME TWO AT CLEVELAND STADIUM — July 13, 1954

*American League 11, National League 9*

In a spectacular slugfest that set All-Star marks for runs and hits by the two clubs, the American League edged the National 11-9. The slugfest produced six home runs, including four by the A.L. The Indians' Al Rosen clubbed a pair of homers while he and his Cleveland teammates Bobby Avila and Larry Doby combined for eight RBI.

The 1954 contest was a wild seesaw contest which saw the lead change six times before the A.L. pulled out the 11-9 win with a three run rally in the eighth. Ironically, it was Nellie Fox's broken bat single over second base with the bases loaded in the eighth that provided the margin of victory.

### GAME THREE AT CLEVELAND STADIUM — July 9, 1963

*National League 5, American League 3*

After four years as a double feature, the All-Star Game went to a single performance and saw the National League utilize its speed and gain its first Cleveland Stadium win, 5-3.

Willie Mays was easily the game's outstanding performer, going 1-for-3 with two RBI, two runs scored, two stolen bases, a walk and the game's most scintillating catch. 44,160 fans saw the action.

### GAME FOUR AT CLEVELAND STADIUM — August 9, 1981

*National League 5, American League 4*

An all-time record All-Star Game crowd of 72,086 welcomed back baseball from the 50-day players strike and saw the National League edge the American 5-4. The 72,086 fans gave Cleveland the top three crowds in All-Star history.

Gary Carter clubbed two home runs, including a seventh inning solo shot to put the National Leaguers ahead to stay. Cleveland's Lenny Barker faced just six batters in his two innings of work, striking out one.

### GAME FIVE AT JACOBS FIELD — July 8, 1997

*American League 3, National League 1*

Indians host the 68th Mid-Summer Classic for a record 5th time as Sandy Alomar hit a 2-out, 2-run homer off SF LHP Shawn Estes in the 7th inning, breaking a 1-1 tie. Alomar sent 44,945 fans home happy, becoming the first Indian ever to win an ASG MVP and the first player in MLB history to be named MVP in his home park.

Randy Johnson and Greg Maddux started the contest and a total of 14 pitchers were used. Edgar Martinez & Javy Lopez also homered in the game, which took just 2:36 minutes to play.

**Cleveland Players Selected  
for The All-Star Game (Total of 89)**

**1933:** Ferrell, Hildebrand, Averill. **1934:** Harder, Averill. **1935:** Harder, Averill, VOSMIK. **1936:** Harder, AVERILL. **1937:** Harder, AVERILL. **1938:** Allen, Feller, AVERILL. **1939:** Hemsley, Feller. **1940:** Feller, Milnar, Hemsley, Boudreau, Keltner, Mack. **1941:** FELLER, Boudreau, Keltner, HEATH. **1942:** Bagby, BOUDREAU, KELTNER. **1943:** Bagby, Smith, Boudreau, Rosar, KELTNER, Heath. **1944:** Boudreau, Cullenbine, Hockett, KELTNER. **1945:** No Game. **1946:** FELLER, HAYES, KELTNER. **1947:** Feller, Hegan, BOUDREAU, Gordon. **1948:** Feller, Lemon, BOUDREAU, GORDON, KELTNER. **1949:** Lemon, Hegan, Doby, Gordon, Mitchell. **1950:** Feller, Lemon, Hegan, DOBY. **1951:** Hegan, Lemon, Doby. **1952:** AVILA, Doby, Garcia, Hegan, Lemon, MITCHELL, Rosen. **1953:** Doby, Garcia, Lemon, ROSEN. **1954:** AVILA, Doby, Garcia, Lemon, ROSEN. **1955:** Avila, Doby, Rosen, Score, Smith, Wynn. **1956:** Score, Narleski, Wynn. **1957:** Mossi, Wertz, Wynn. **1958:** Narleski, Vernon. **1959:** COLAVITO, McLish, MINOSO, Power. **1960:** G. Bell, Kuenn, Power, Stigman. **1961:** Francona, Latman, J. Perry, ROMANO, TEMPLE. **1962:** Donovan, Romano. **1963:** Grant. **1964:** Kralick. **1965:** Colavito, Alvis, McDowell, Davalillo. **1966:** G. Bell, Colavito, McDowell, Siebert. **1967:** Alvis, Hargan. **1968:** AZCUE, McDowell, TIAN. **1969:** McDowell. **1970:** Fosse, McDowell. **1971:** Fosse, McDowell. **1972:** G. Perry. **1973:** B. Bell. **1974:** G. PERRY, Hendrick. **1975:** Hendrick. **1976:** LaRoche. **1977:** Eckersley, Kern. **1978:** Kern. **1979:** Monge. **1980:** Orta. **1981:** Barker, Diaz. **1982:** Harrah, Thornton. **1983:** Sutcliffe, TRILLO. **1984:** Thornton. **1985:** Blyleven. **1986:** Jacoby, Schrom. **1987:** Tabler. **1988:** Jones. **1989:** Swindell, Jones. **1990:** ALOMAR, Jones, Jacoby. **1991:** ALOMAR. **1992:** ALOMAR, Baerga, Nagy. **1993:** Baerga, Belle. **1994:** Belle, Lofton. **1995:** BAERGA, BELLE, Lofton, Martinez, Mesa, Ramirez. **1996:** BELLE, LOFTON, Alomar, Mesa, NAGY. **1997:** Alomar, JUSTICE, Thome. **1998:** Alomar, Colon, LOFTON, Ramirez, THOME, Vizquel.

*CAPS - starters*

**Number of Times Selected for the All-Star Game (As an Indian)**

Bob Feller .....	8	Jose Mesa .....	2	David Justice .....	1
Lou Boudreau .....	7	Dale Mitchell .....	2	Jack Kralick .....	1
Larry Doby .....	7	Charles Nagy .....	2	Harvey Kuenn .....	1
Ken Keltner .....	7	Ray Narleski .....	2	Dave LaRoche .....	1
Bob Lemon .....	7	Gaylord Perry .....	2	Barry Latman .....	1
Sandy Alomar .....	6	Vic Power .....	2	Ray Mack .....	1
Earl Averill .....	6	Manny Ramirez .....	2	Dennis Martinez .....	1
Sam McDowell .....	6	John Romano .....	2	Cal McLish .....	1
Jim Hegan .....	5	Herb Score .....	2	Al Milnar .....	1
Albert Belle .....	4	Jim Thome .....	2	Orestos Minofo .....	1
Mel Harder .....	4	Andre Thornton .....	2	Sid Monge .....	1
Kenny Lofton .....	4	Joe Azcue .....	1	Don Mossi .....	1
Al Rosen .....	4	Len Barker .....	1	Jorge Orta .....	1
Bobby Avila .....	3	Buddy Bell .....	1	Jim Perry .....	1
Carlos Baerga .....	3	Bert Blyleven .....	1	Buddy Rosar .....	1
Rocky Colavito .....	3	Bartolo Colon .....	1	Ken Schrom .....	1
Mike Garcia .....	3	Roy Cullenbine .....	1	Sonny Siebert .....	1
Joe Gordon .....	3	Vic Davilillo .....	1	Al Smith .....	1
Doug Jones .....	3	Bo Diaz .....	1	Alfred Smith .....	1
Early Wynn .....	3	Dick Donovan .....	1	Dick Stigman .....	1
Johnny Allen .....	2	Dennis Eckersley .....	1	Rick Sutcliffe .....	1
Max Alvis .....	2	Wes Ferrell .....	1	Greg Swindell .....	1
Jim Bagby, Jr. ....	2	Tito Francona .....	1	Pat Tabler .....	1
Gary Bell .....	2	Jim Grant .....	1	Johnny Temple .....	1
Ray Fosse .....	2	Steve Hargan .....	1	Luis Tiant .....	1
Jeff Heath .....	2	Toby Harrah .....	1	Manny Trillo .....	1
Rollie Hemsley .....	2	Frank Hayes .....	1	Mickey Vernon .....	1
George Hendrick .....	2	Oral Hildebrand .....	1	Omar Vizquel .....	1
Brook Jacoby .....	2	Oris Hockett .....	1	Joe Vosmik .....	1
Jim Kern .....	2			Vic Wertz .....	1

# ATTENDANCE RECORDS

<b>1998</b>	—Home—	<b>1997</b>
3,467,299	—Road—	3,404,750
2,334,696		2,227,329
<b>5,801,995</b>	<b>—Season Total—</b>	<b>5,632,079</b>

HOME ATTENDANCE			ROAD ATTENDANCE		
1998	Club	1997	1998	Club	1997
214,448	Anaheim	255,624	195,060	Anaheim	108,666
254,071	Baltimore	211,192	231,202	Baltimore	268,417
210,315	Boston	256,120	190,575	Boston	134,433
258,099	Chicago (AL)	258,133	131,286	Chicago (AL)	165,830
258,104	Detroit	213,457	135,171	Detroit	122,496
259,150	Kansas City	257,158	121,623	Kansas City	64,752
259,187	Minnesota	257,319	78,867	Minnesota	93,870
258,980	New York	257,956	144,128	New York	178,993
257,104	Oakland	252,037	105,373	Oakland	103,627
253,156	Seattle	210,286	170,340	Seattle	173,289
213,940	Tampa Bay	—	153,720	Tampa Bay	—
210,539	Texas	210,757	207,398	Texas	219,475
216,244	Toronto	256,281	189,882	Toronto	174,209
—	Chicago (NL)	129,117	78,562	Chicago (NL)	—
—	Cincinnati	128,727	144,917	Cincinnati	—
129,401	Houston	—	—	Houston	78,710
—	Milwaukee	250,586	56,592	Milwaukee	94,452
127,931	Pittsburgh	—	—	Pittsburgh	126,191
86,630	St. Louis	—	—	St. Louis	119,919

1998	HOME AVERAGE	1997
42,806 (81)	Per Opening	42,559 (80)
42,707	Home Opener	42,643
42,928 (12)	Sundays	42,707 (13)
42,720 (13)	Saturdays	42,476 (14)
42,817 (26)	Days	42,626 (29)
42,803 (55)	Nights	42,522 (51)
42,949 (2)	Holidays	42,984 (1)
(0)	Doubleheaders	42,673 (1)

## 1998 JACOBS FIELD CROWDS

LARGEST		SMALLEST	
May 25	Detroit ..... 43,342	April 14	Seattle ..... 40,490
September 15	Toronto ..... 43,323	April 15	Seattle ..... 40,527
June 24	St. Louis ..... 43,321	April 24	Boston ..... 40,570
June 25	St. Louis ..... 43,309	April 25	Boston ..... 40,571
May 23	Toronto ..... 43,306	May 6	Baltimore ..... 40,672

## YEAR-BY-YEAR AT HOME

1901 — 131,380	1926 — 627,426	1951 — 1,704,984	1976 — 948,776
1902 — 275,395	1927 — 373,138	1952 — 1,444,607	1977 — 900,365
1903 — 311,280	1928 — 375,907	1953 — 1,069,176	1978 — 800,584
1904 — 264,749	1929 — 536,210	1954 — 1,335,472	1979 — 1,011,644
1905 — 316,306	1930 — 528,657	1955 — 1,221,780	1980 — 1,033,872
1906 — 325,733	1931 — 483,027	1956 — 865,467	1981 — 661,395
1907 — 383,046	1932 — 468,953	1957 — 722,256	1982 — 1,044,021
1908 — 422,242	1933 — 387,936	1958 — 663,805	1983 — 768,941
1909 — 354,627	1934 — 391,338	1959 — 1,497,976	1984 — 734,269
1910 — 293,456	1935 — 397,615	1960 — 950,985	1985 — 655,181
1911 — 406,296	1936 — 500,391	1961 — 725,547	1986 — 1,471,977
1912 — 336,844	1937 — 564,849	1962 — 716,076	1987 — 1,077,898
1913 — 541,000	1938 — 652,006	1963 — 562,507	1988 — 1,411,610
1914 — 185,997	1939 — 563,926	1964 — 653,293	1989 — 1,285,542
1915 — 159,285	1940 — 902,576	1965 — 934,786	1990 — 1,225,241
1916 — 492,106	1941 — 745,948	1966 — 903,359	1991 — 1,051,863
1917 — 477,298	1942 — 459,447	1967 — 667,623	1992 — 1,224,274
1918 — 295,515	1943 — 438,894	1968 — 857,994	1993 — 2,177,908
1919 — 538,135	1944 — 475,272	1969 — 619,970	1994 — 1,995,174
1920 — 912,839	1945 — 558,182	1970 — 729,752	1995 — 2,842,725
1921 — 748,705	1946 — 1,057,289	1971 — 591,361	1996 — 3,318,174
1922 — 528,145	1947 — 1,521,978	1972 — 759,871	1997 — 3,404,750
1923 — 558,856	1948 — 2,620,627	1973 — 605,073	1998 — *3,467,299
1924 — 481,905	1949 — 2,233,771	1974 — 1,114,262	
1925 — 419,005	1950 — 1,727,464	1975 — 977,039	

*\*Franchise Record*

## CLUB CROWD RECORDS IN CLEVELAND

	CLEVELAND STADIUM	JACOBS FIELD
Baltimore .....	64,540 - 4/10/87	43,238 - 8/15/98
Boston .....	76,722 - 9/22/48	43,227 - 7/21/98(N)
California/Anaheim ...	44,335 - 4/21/65	43,200 - 9/1/98
Chicago (AL) .....	78,382 - 8/20/48	43,210 - 9/11/98
Chicago (NL) .....	—	43,060 - 8/29/97
Cincinnati .....	—	42,961 - 6/16/97
Detroit .....	78,187 - 7/2/50	43,342 - 5/25/98*
Houston .....	—	43,222 - 6/26/98
Kansas City .....	73,303 - 7/4/86	43,260 - 9/18/98
Milwaukee (AL) .....	71,067 - 4/11/81	42,882 - 6/10/97
Milwaukee (NL) .....	—	—
Minnesota .....	61,411 - 6/13/86	43,277 - 9/16/98
New York .....	84,587 - 9/12/54*	43,259 - 6/20/98
Oakland .....	49,989 - 4/7/90	43,191 - 8/28/98
Pittsburgh .....	—	43,101 - 6/10/98
St. Louis .....	—	43,321 - 6/24/98
Seattle .....	57,386 - 6/19/87	43,142 - 8/27/98
Texas .....	62,443 - 4/10/82	43,247 - 8/12/98
Tampa Bay .....	—	43,139 - 8/17/98
Toronto .....	61,753 - 4/19/80	43,323 - 9/15/98

\*Largest regular season crowd ever

	CLEVELAND STADIUM	JACOBS FIELD
Season (Total) .....	4,394,173 -1993	5,801,995 -1998
Season (Home) .....	2,620,627 -1948	3,467,299 -1998
Season (Road) .....	2,216,265 -1993	2,337,869 -1996
Single Game .....	86,288 -10/10/48 (WS)	45,274 -10/4/97 (D.S.)
Doubleheader .....	84,587 (a) -9/12/54 (NY)	42,673 -8/13/97 (DET)
Night Game .....	78,382 (a) -8/20/48 (CHI)	45,274 -10/4/97 (D.S.)
Opening Day .....	74,420 (a) -4/7/73 (DET)	42,707 -4/10/98 (ANA)
Exhibition Game .....	64,877 -7/14/48 (Brooklyn)	41,280 -3/30/96 (PIT)
Home vs. One Club ...	556,619 (b) -1949 (NY)	290,916 -1995 (BOS)
3-Date Series .....	216,904 -10/1-3/93 (CHI)	129,769 -5/22-24/98 (TOR)
4-Date Series .....	185,005 -7/1-4/76 (NY)	172,693 -8/13-16/98 (BAL)

(a) American League Record (b) Major League Record

## AMERICAN LEAGUE ATTENDANCE RECORDS

### SINGLE NIGHT GAME

1. 78,382 ..... Chicago AT CLEVELAND, August 20, 1948
2. 76,722 ..... Boston AT CLEVELAND, September 22, 1948
3. 74,747 ..... Boston at New York, May 26, 1947

### SINGLE DAY GAME

1. 74,420 ..... Detroit AT CLEVELAND, April 7, 1973
2. 73,290 ..... New York AT CLEVELAND, April 5, 1993
3. 71,067 ..... Milwaukee AT CLEVELAND, April 11, 1981

### DOUBLEHEADER (DAY)

1. 84,587 ..... New York AT CLEVELAND, September 12, 1954
2. 82,781 ..... Philadelphia AT CLEVELAND, June 20, 1948
3. 81,841 ..... Boston at New York, May 30, 1938

### TWI-NITE DOUBLEHEADER

1. 65,934 ..... New York AT CLEVELAND, August 1, 1986
2. 62,355 ..... New York AT CLEVELAND, July 15, 1947
3. 55,065 ..... Baltimore at New York, September 10, 1983

### THREE DATE SERIES

1. 216,904 ..... Chicago AT CLEVELAND, Oct. 1-3, 1993
2. 188,081 ..... New York AT CLEVELAND, Aug. 6-8, 1948
3. 169,024 ..... New York at Seattle, Aug. 22-24, 1997

### FOUR DATE SERIES

1. 214,510 ..... Toronto at New York, Sept. 12-15, 1985
2. 206,016 ..... Boston at New York, June 29-July 2, 1979
3. 201,648 ..... Milwaukee at Toronto, Aug. 27-30, 1992

### SEASON, TOTAL HOME

1. 4,057,947 ..... Toronto, 1993
2. 4,028,318 ..... Toronto, 1992
3. 4,001,527 ..... Toronto, 1991
4. 3,885,284 ..... Toronto, 1990
5. 3,711,132 ..... Baltimore, 1997

### SEASON, AVERAGE HOME

1. 50,098 ..... Toronto, 1993
2. 49,732 ..... Toronto, 1992
3. 49,402 ..... Toronto, 1991
4. 49,287 ..... Toronto, 1994
5. 47,966 ..... Toronto, 1990

## CLEVELAND PLAYERS ENSHRINED IN BASEBALL'S HALL OF FAME AT COOPERTOWN, N.Y.

PLAYER	YEAR ELECTED	PLAYER	YEAR ELECTED
Nap Lajoie .....	1937	Ralph Kiner .....	1975
Tris Speaker .....	1937	Bob Lemon .....	1976
Cy Young .....	1937	Joe Sewell .....	1977
Jesse Burkett .....	1946	Al Lopez, Mgr. ....	1977
Bob Feller .....	1962	Addie Joss .....	1978
Elmer Flick .....	1963	Frank Robinson .....	1982
Sam Rice .....	1963	Hoyt Wilhelm .....	1985
Stanley Coveleski .....	1969	Gaylord Perry .....	1991
Lou Boudreau .....	1970	Hal Newhouser .....	1992
Satchel Paige .....	1971	Steve Carlton .....	1994
Early Wynn .....	1972	Phil Niekro .....	1997
Earl Averill .....	1975	Larry Doby .....	1998

*EDITOR'S NOTE: Former Indians General Manager Billy Evans was elected to the Hall of Fame in January, 1973... Former owner Bill Veeck was elected in 1991.*

### CLEVELAND HALL OF FAME MEMBERS

Earl Averill	Mel Harder	Satchel Paige	Bill Bradley
Jim Hegan	Joe Sewell	Lou Boudreau	Joe Jackson
Tris Speaker	Stan Coveleski	Ken Keltner	Hal Trosky
Larry Doby	Nap Lajoie	Early Wynn	Bob Feller
Bob Lemon	Cy Young	Elmer Flick	Steve O'Neill

### MOST VALUABLE PLAYER AWARD

George Burns, 1926     Al Rosen, 1953     Lou Boudreau, 1948

### CY YOUNG AWARD

Gaylord Perry, 1972

### AMERICAN LEAGUE ROOKIE OF THE YEAR

Herb Score, P ..... 1955     Joe Charboneau, OF ..... 1980  
Chris Chambliss, 1B ..... 1971     Sandy Alomar, C ..... 1990

### ROLAIDS A.L. RELIEVER OF THE YEAR

Jose Mesa, 1995

### RAWLINGS GOLD GLOVE WINNERS

1958	Vic Power ..... 1B	1990	Sandy Alomar ..... C
1959	Vic Power ..... 1B	1993	Kenny Lofton ..... OF
1959	Minnie Minoso ..... OF	1994	Kenny Lofton ..... OF
1960	Vic Power ..... 1B	1994	Omar Vizquel ..... SS
1961	Vic Power ..... 1B	1995	Kenny Lofton ..... OF
1961	Jimmy Piersall ..... OF	1995	Omar Vizquel ..... SS
1964	Vic Davalillo ..... OF	1996	Kenny Lofton ..... OF
1970	Ray Fosse ..... C	1996	Omar Vizquel ..... SS
1971	Ray Fosse ..... C	1997	Omar Vizquel ..... SS
1976	Rick Manning ..... OF	1997	Matt Williams ..... 3B
		1998	Omar Vizquel ..... SS

### SPORTING NEWS/HILLERICH AND BRADSBY SILVER SLUGGER WINNERS

1984	Andre Thornton ..... DH	1995	Albert Belle ..... OF
1988	Julio Franco ..... 2B	1995	Manny Ramirez ..... OF
1993	Albert Belle ..... OF	1996	Albert Belle ..... OF
1993	Carlos Baerga ..... 2B	1996	Jim Thome ..... 3B
1994	Carlos Baerga ..... 2B	1997	Matt Williams ..... 3B
1994	Albert Belle ..... OF	1997	David Justice ..... OF

# PERMANENTLY RETIRED UNIFORM NUMBERS

## AMERICAN LEAGUE

## NATIONAL LEAGUE

Player	No.	Club
Frank Robinson	20	Baltimore
Brooks Robinson	5	Baltimore
Earl Weaver	4	Baltimore
Jim Palmer	22	Baltimore
Eddie Murray	33	Baltimore
Ted Williams	9	Boston
Joe Cronin	4	Boston
Bobby Doerr	1	Boston
Carl Yastrzemski	8	Boston
Gene Autry	26	California
Rod Carew	29	California
Nolan Ryan	30	California
Jimmie Reese	50	California
Luke Appling	4	Chicago
Nellie Fox	2	Chicago
Minnie Minoso	9	Chicago
Luis Aparicio	11	Chicago
Ted Lyons	16	Chicago
Billy Pierce	19	Chicago
Harold Baines	3	Chicago
Carlton Fisk	72	Chicago
<b>BOB FELLER</b>	<b>19</b>	<b>CLEVELAND</b>
<b>LOU BOUDREAU</b>	<b>5</b>	<b>CLEVELAND</b>
<b>EARL AVERILL</b>	<b>3</b>	<b>CLEVELAND</b>
<b>MEL HARDER</b>	<b>18</b>	<b>CLEVELAND</b>
<b>LARRY DOBY</b>	<b>14</b>	<b>CLEVELAND</b>
<b>BOB LEMON</b>	<b>21</b>	<b>CLEVELAND</b>
Al Kaline	6	Detroit
Charlie Gehringer	2	Detroit
Henry Greenberg	5	Detroit
Hal Newhouser	16	Detroit
Dick Howser	10	Kansas City
George Brett	5	Kansas City
Frank White	20	Kansas City
Harmon Killebrew	3	Minnesota
Rod Carew	29	Minnesota
Tony Oliva	6	Minnesota
Kent Hrbek	14	Minnesota
Kirby Puckett	34	Minnesota
Babe Ruth	3	New York
Lou Gehrig	4	New York
Joe DiMaggio	5	New York
Mickey Mantle	7	New York
Casey Stengel	37	New York
Billy Dickey-Yogi Berra	8	New York
Whitey Ford	16	New York
Thurman Munson	15	New York
Roger Maris	9	New York
Elston Howard	15	New York
Phil Rizzuto	10	New York
Billy Martin	1	New York
Reggie Jackson	44	New York
Don Mattingly	23	New York
Rollie Fingers	34	Oakland
Catfish Hunter	27	Oakland
Nolan Ryan	34	Texas

Player	No.	Club
Warren Spahn	21	Atlanta
Eddie Matthews	41	Atlanta
Hank Aaron	44	Atlanta
Phil Niekro	35	Atlanta
Dale Murphy	3	Atlanta
Ernie Banks	14	Chicago
Billy Williams	26	Chicago
Fred Hutchinson	1	Cincinnati
Johnny Bench	5	Cincinnati
Joe Morgan	8	Cincinnati
Frank Robinson	20	Cincinnati
Ted Kluszewski	18	Cincinnati
Carl Barger	5	Florida
Jim Umbricht	32	Houston
Don Wilson	40	Houston
Jose Cruz	25	Houston
Mike Scott	33	Houston
Nolan Ryan	34	Houston
Roy Campanella	39	Los Angeles
Sandy Koufax	32	Los Angeles
Tommy Lasorda	2	Los Angeles
<b>#Jackie Robinson</b>	<b>42</b>	<b>Los Angeles</b>
Walter Alston	24	Los Angeles
Jim Gilliam	19	Los Angeles
Duke Snider	4	Los Angeles
Don Drysdale	53	Los Angeles
Pee Wee Reese	1	Los Angeles
Henry Aaron	44	Milwaukee
Rollie Fingers	34	Milwaukee
Robin Yount	19	Milwaukee
Gary Carter	8	Montreal
Andre Dawson	10	Montreal
Rusty Staub	10	Montreal
Casey Stengel	37	New York
Gil Hodges	14	New York
Tom Seaver	41	New York
Robin Roberts	36	Philadelphia
Richie Ashburn	1	Philadelphia
Steve Carlton	32	Philadelphia
Mike Schmidt	20	Philadelphia
Billy Meyer	1	Pittsburgh
Honus Wagner	33	Pittsburgh
Pie Traynor	20	Pittsburgh
Roberto Clemente	21	Pittsburgh
Danny Murtaugh	40	Pittsburgh
Willie Stargell	8	Pittsburgh
Ralph Kiner	4	Pittsburgh
Bill Mazerowski	9	Pittsburgh
Stan Musial	6	St. Louis
Dizzy Dean	17	St. Louis
Bob Gibson	45	St. Louis
Lou Brock	20	St. Louis
Ken Boyer	14	St. Louis
August Busch, Jr.	85	St. Louis
Ozzie Smith	1	St. Louis
Red Schoendienst	2	St. Louis
Enos Slaughter	9	St. Louis
Steve Garvey	6	San Diego
Christy Mathewson	*	San Francisco
John McGraw	*	San Francisco
Bill Terry	3	San Francisco
Mel Ott	4	San Francisco
Carl Hubbell	11	San Francisco
Willie Mays	24	San Francisco
Juan Marichal	27	San Francisco
Willie McCovey	44	San Francisco

*# Retired by all clubs by Major League Baseball in 1997 in honor of the 50th Anniversary of Jackie Robinson breaking the color barrier.*

## INDIANS RETIRED UNIFORM NUMBERS

### BOB FELLER — #19

Arguably the greatest right-handed pitcher of all-time, the Van Meter, Iowa native joined the Indians as an 18 year-old in 1936 and played 18 years with the Tribe. Feller compiled a lifetime record of 266-162 with a 3.25 ERA. He is the Indians all-time leader in shutouts (46), innings pitched (3,827), wins and strikeouts (2,581).

Bob appeared in 8 All-Star games, more than any player in the history of the Indians and started the 1941 and 1946 games.

Feller won twenty or more games six times and won a career-best 27 games in 1940. Bob also led the league in strikeouts seven times and in 1946 he won 26 games and struck out 348 in 371.1 innings and the 348 strikeouts is still a single-season team record.

"Rapid Robert" tossed three no-hitters in his career. Feller's first no-hitter came on April 16, 1940 in a 1-0 victory at Chicago in 30-degree weather and it remains as major league baseball's only opening day, no-hitter.

Bob lost three years of his career serving in the military (1942-44) and saw limited action in 1945.

Bob Feller's #19 was retired by the Indians in 1957, the first number retired by the club and he was elected to baseball's Hall of Fame in 1962.

YEAR	CLUB	W	L	ERA	G	GS	CG	SHO	SV	IP	H	BB	SO
1936	CLEVELAND	5	3	3.34	14	8	5	0	1	62	52	47	76
1937	CLEVELAND	9	7	3.39	26	19	9	0	1	148.2	116	106	150
1938	CLEVELAND	17	11	4.08	39	36	20	2	1	277.2	225	208	*240
1939	CLEVELAND	*24	9	2.85	39	35	*24	4	1	*296.2	227	142	*246
1940	CLEVELAND	*27	11	*2.61	*43	37	*31	*4	4	*320.1	245	118	*261
1941	CLEVELAND	*25	13	3.15	*44	40	28	*6	2	*343.0	284	194	*260
1945	CLEVELAND	5	3	2.50	9	9	7	1	0	72.0	50	35	59
1946	CLEVELAND	*26	15	2.18	*48	42	*36	*10	4	*371.1	277	153	*348
1947	CLEVELAND	*20	11	2.68	42	37	20	*5	3	*299.0	230	127	*196
1948	CLEVELAND	19	15	3.56	44	38	18	2	3	280.1	255	116	*164
1949	CLEVELAND	15	14	3.75	36	28	15	0	0	211.0	198	84	108
1950	CLEVELAND	16	11	3.43	35	34	16	3	0	247.0	230	103	119
1951	CLEVELAND	*22	8	3.50	33	32	16	4	0	249.2	239	95	111
1952	CLEVELAND	9	13	4.74	30	30	11	0	0	191.2	219	83	81
1953	CLEVELAND	10	7	3.59	25	25	10	1	0	175.2	163	60	60
1954	CLEVELAND	13	3	3.09	19	19	9	1	0	140.0	127	39	59
1955	CLEVELAND	4	4	3.47	25	11	2	1	0	83.0	71	31	25
1956	CLEVELAND	0	4	4.97	19	4	2	0	1	58.0	63	23	18
<b>M.L. Totals</b>		<b>266</b>	<b>162</b>	<b>3.25</b>	<b>570</b>	<b>484</b>	<b>279</b>	<b>44</b>	<b>21</b>	<b>3827.0</b>	<b>3271</b>	<b>1764</b>	<b>2581</b>

### WORLD SERIES RECORD

YEAR	CLUB	W	L	ERA	G	GS	CG	SHO	SV	IP	H	BB	SO
1948	CLEVELAND	0	2	5.02	2	2	1	0	0	14.1	10	5	7

\* Led American League

### MEL HARDER — #18

Mel Harder's career spanned 20 seasons, the most by any Indians player in history. The Beemer, Nebraska native broke into the majors with the Indians in 1928 and he concluded his career after the 1947 season with a 223-186 record and a 3.80 ERA. He appeared in 582 games, more than any other Indians player and his 223 victories trails only Feller on the Indians all-time list.

Harder, a four-time A.L. All-Star played in the mid-summer classic in 1934 through 1937. Mel collected twenty victories twice, in 1934 (20-12) and 1935 (22-11) and reached double figures in victories 14 times. From 1932-39 Harder tossed more than 200 innings and won at least 15 games in each of those years. Mel is in the Indians all-time top ten in IP, shutouts, wins, strikeouts and games.

Harder led the Indians in innings pitched four times (1933-35 & '37), wins five times (1934-35, '37, '38 & '44), ERA four times (1933-35 & '38), strikeouts three times (1933, '35 & '42) and complete games twice (1935 and '44). After his playing career, he was the pitching coach for the Tribe from 1948-63.

Mel Harder's #18 was retired by the Indians in 1990.

MEL HARDER — #18

YEAR	CLUB	W	L	ERA	G	GS	CG	SHO	SV	IP	H	BB	SO
1928	CLEVELAND	0	2	6.61	23	1	0	0	1	49.0	64	32	15
1929	CLEVELAND	1	0	5.60	11	0	0	0	0	17.2	24	5	4
1930	CLEVELAND	11	10	4.21	36	19	7	0	2	175.1	205	68	45
1931	CLEVELAND	13	14	4.36	40	24	9	0	1	194.0	229	72	63
1932	CLEVELAND	15	13	3.75	39	32	17	1	0	254.2	277	68	90
1933	CLEVELAND	15	17	2.95	43	31	14	2	4	253.0	254	67	81
1934	CLEVELAND	20	12	2.61	44	29	17	*6	4	255.1	246	81	91
1935	CLEVELAND	22	11	3.29	42	35	17	4	2	287.1	313	53	95
1936	CLEVELAND	15	15	5.17	36	30	13	0	1	224.2	294	71	84
1937	CLEVELAND	15	12	4.28	38	30	13	0	2	233.2	269	86	95
1938	CLEVELAND	17	10	3.83	38	29	15	2	4	240.0	257	62	102
1939	CLEVELAND	15	9	3.50	29	26	12	1	1	208.0	213	64	67
1940	CLEVELAND	12	11	4.06	31	25	5	0	0	186.1	200	59	76
1941	CLEVELAND	5	4	5.24	15	10	1	0	1	68.2	79	37	21
1942	CLEVELAND	13	14	3.44	29	29	13	4	0	198.2	179	82	74
1943	CLEVELAND	8	7	3.05	19	18	6	1	0	135.1	126	61	40
1944	CLEVELAND	12	10	3.71	30	27	12	2	0	196.1	211	69	64
1945	CLEVELAND	3	7	3.67	11	11	2	0	0	76.0	93	23	16
1946	CLEVELAND	5	4	3.41	13	12	4	1	0	92.1	85	31	21
1947	CLEVELAND	6	4	4.50	15	15	4	1	0	80.0	91	27	17
<b>M.L. Totals</b>		<b>223</b>	<b>186</b>	<b>3.80</b>	<b>582</b>	<b>433</b>	<b>181</b>	<b>25</b>	<b>23</b>	<b>3426.1</b>	<b>3706</b>	<b>1118</b>	<b>1161</b>

\* Led American League

EARL AVERILL — #3

Earl Averill played 13 seasons in the majors, 11 of those with the Indians. The Snohomish, Washington native broke into the league with the Tribe in 1929 and homered in his first plate appearance on April 16, 1929 and he batted .331 his rookie year. Earl retired after the 1941 season with a .318 lifetime average.

Averill was a six-time A.L. All-Star and started in the mid-summer classic three times, in 1936, '37 and '38. The left-handed hitting outfielder led the league with 232 hits and 15 triples in 1936. In 1931 he scored 140 runs which still represents an Indians single-season record.

Earl is the Indians all-time leader in runs scored (1,154), triples (121), home runs (226), extra-base hits (724), total bases (3,201) and bases on balls (726). Averill is one of six Tribe players to have hit for the cycle. He did it on August 17, 1933 vs. Philadelphia.

Earl was the first Indians player to homer three times in one game as he cracked three round-trippers on September 17, 1930 in consecutive at-bats. He collected 32 homers in 1931 and '32 and 143 RBIs in 1931. Both represent season-highs by a Tribe centerfielder.

Earl Averill's #3 was retired by the Indians in 1975, the same year that he was elected to the baseball Hall of Fame.

YEAR	CLUB	AVG	G	AB	R	H	2B	3B	HR	RBI	BB	SO	SB
1929	CLEVELAND	.331	151	597	110	198	43	13	18	96	63	53	13
1930	CLEVELAND	.339	139	534	102	181	33	8	19	119	56	48	10
1931	CLEVELAND	.333	155	627	140	209	36	10	32	143	68	38	9
1932	CLEVELAND	.314	153	631	116	198	37	14	32	124	75	40	5
1933	CLEVELAND	.301	151	599	83	180	39	16	11	92	54	29	3
1934	CLEVELAND	.313	154	598	128	187	48	6	31	113	99	44	5
1935	CLEVELAND	.288	140	563	109	162	34	13	19	79	70	58	8
1936	CLEVELAND	.379	152	614	136	*232	39	*15	28	126	65	35	3
1937	CLEVELAND	.299	156	609	121	182	33	11	21	92	88	65	5
1938	CLEVELAND	.330	134	482	101	159	27	15	14	93	81	48	5
1939	CLEVE/Det	.264	111	364	66	96	28	6	11	65	49	42	4
1940	Detroit	.280	64	118	10	33	4	1	2	20	5	14	0
1941	Boston	.117	8	17	2	2	0	0	0	2	1	4	0
<b>M.L. Totals</b>		<b>.318</b>	<b>1668</b>	<b>6353</b>	<b>1224</b>	<b>2020</b>	<b>401</b>	<b>128</b>	<b>238</b>	<b>1164</b>	<b>775</b>	<b>518</b>	<b>69</b>

WORLD SERIES RECORD

YEAR	CLUB	AVG	G	AB	R	H	2B	3B	HR	RBI	BB	SO	SB
1940	Detroit	.000	3	3	0	0	0	0	0	0	0	0	0

\* Led American League

**LOU BOUDREAU — #5**

The Hall of Fame shortstop played in the majors for 15 seasons, 13 of those with the Indians, two with Boston. Lou was the Indians player-manager from 1942-1950 and led the Indians to their last World Championship in 1948.

With Boudreau at the helm, the Indians went 728-649 and he remains the all-time winningest manager in Tribe history. Lou also managed in Boston from 1952-54, in Kansas City from 1955-57 and he managed the Cubs in 1960.

Boudreau appeared in seven All-Star games, including three starting assignments in 1942, '47 and '48. In 1944 he led the A.L. with a .327 average and led the league in doubles three times with 45 two-baggers in 1941, 1944 and 1947.

Lou is in the Indians all-time top ten in games, ABs, hits, runs, doubles, RBI and extra-base hits.

In the championship season of 1948, Lou enjoyed his best season. He batted .355 with 18 home runs and 116 RBI. He collected 98 walks and struck out only 9 times in 560 at-bats.

Lou Boudreau's #5 was retired by the Indians in 1970, the same year that the Harvey, Illinois native was elected into baseball's Hall of Fame.

YEAR	CLUB	AVG	G	AB	R	H	2B	3B	HR	RBI	BB	SO	SB
1938	CLEVELAND	.000	1	1	0	0	0	0	0	0	1	0	0
1939	CLEVELAND	.258	53	225	42	58	15	4	0	19	28	24	2
1940	CLEVELAND	.295	155	627	97	185	46	10	9	101	73	39	6
1941	CLEVELAND	.257	148	579	95	149	*45	8	10	56	85	57	9
1942	CLEVELAND	.283	147	506	57	143	18	10	2	58	75	39	7
1943	CLEVELAND	.286	152	539	69	154	32	7	3	67	90	31	4
1944	CLEVELAND	*.327	150	584	91	191	*45	5	3	67	73	39	11
1945	CLEVELAND	.306	97	345	50	106	24	1	3	48	35	20	0
1946	CLEVELAND	.293	140	515	51	151	30	6	6	62	40	14	6
1947	CLEVELAND	.307	150	538	79	165	*45	3	4	67	67	10	1
1948	CLEVELAND	.355	152	560	116	199	34	6	18	106	98	9	3
1949	CLEVELAND	.284	134	475	53	135	20	3	4	60	70	10	0
1950	CLEVELAND	.269	81	260	23	70	13	2	1	29	31	5	1
1951	Boston	.267	82	273	37	73	18	1	5	47	30	12	1
1952	Boston	.000	4	2	1	0	0	0	0	2	0	0	0
<b>M.L. Totals</b>		<b>.295</b>	<b>1646</b>	<b>6029</b>	<b>861</b>	<b>1779</b>	<b>385</b>	<b>66</b>	<b>68</b>	<b>789</b>	<b>796</b>	<b>309</b>	<b>51</b>

**WORLD SERIES RECORD**

YEAR	CLUB	AVG	G	AB	R	H	2B	3B	HR	RBI	BB	SO	SB
1948	CLEVELAND	.273	6	22	1	6	4	0	0	3	1	1	0

\* Led American League

**INDIANS BEST AND WORST STARTS****BEST STARTS AFTER 15 GAMES**

1966 .....	14-1
1942 .....	12-3
1988 .....	12-3
1925, 1930, 1935, 1938, 1941, 1948, 1959, 1998 .....	11-4

**BEST STARTS AFTER 20 GAMES**

1941 .....	16-4
1988 .....	16-4
1966 .....	15-5
1913, 1920, 1921, 1940, 1942, 1948, 1959, 1995 .....	14-6

**WORST STARTS AFTER 15 GAMES**

1969 .....	1-14
1902, 1987 .....	4-11

**WORST STARTS AFTER 20 GAMES**

1969 .....	3-17
1901 .....	4-16
1902 .....	5-15

## LARRY DOBY— #14

On July 3, 1947, Indians owner Bill Veeck signed Larry Doby to a major league contract. Two days later he appeared in his first American League game, becoming the first black player in the league. This trailblazer enjoyed a magnificent 13-year big league career, ten of those seasons were spent in Cleveland with the Tribe.

Larry helped lead the Indians to their last World Championship in 1948. In the '48 W.S. he batted a team-leading .318 and his 400-foot homer off the Braves Johnny Sain won Game 4 for the Indians. In 1950 he was recognized as the game's best centerfielder by The Sporting News. He led the AL in home runs (32) and RBI (126) in 1954 and Larry was a six-time All-Star spanning 1949-1954.

Prior to joining the Indians, Doby was a standout for the Newark Eagles of the Negro National League. In 1946, Doby led the Eagles to the World Championship, batting .397. He was hitting .414 with the Eagles in '47 before signing with the Indians.

Larry finished his outstanding major league career following the 1959 season. In his career he clubbed 253 home runs, collected 969 RBI and owned a .283 (1515-5348) batting average.

Larry Doby's #14 was retired by the Indians on July 3, 1994, exactly 47 years after he shattered the race barrier in the American League.

YEAR	CLUB	AVG	G	AB	R	H	2B	3B	HR	RBI	BB	SO	SB
1947	CLEVELAND	.156	29	32	3	5	1	0	0	2	1	11	0
1948	CLEVELAND	.301	121	439	83	132	23	9	14	66	54	77	9
1949	CLEVELAND	.280	147	547	106	153	25	3	24	85	91	90	10
1950	CLEVELAND	.326	142	503	110	164	25	5	25	102	98	71	8
1951	CLEVELAND	.295	134	447	84	132	27	5	20	69	101	81	4
1952	CLEVELAND	.276	140	519	*104	143	26	8	*32	104	90	111	5
1953	CLEVELAND	.263	149	513	92	135	18	5	29	102	96	121	3
1954	CLEVELAND	.272	153	577	94	157	18	4	*32	*126	85	94	3
1955	CLEVELAND	.291	131	491	91	143	17	5	26	75	61	100	2
1956	Chicago (AL)	.269	140	504	89	135	22	3	24	102	102	105	0
1957	Chicago (AL)	.288	119	416	57	120	27	2	14	79	56	79	2
1958	CLEVELAND	.283	89	247	41	70	10	1	13	45	26	49	0
1959	Det./Chi (AL)	.230	39	113	6	26	4	2	0	13	10	22	1
<b>M.L. Totals</b>		<b>.283</b>	<b>1533</b>	<b>5348</b>	<b>960</b>	<b>1515</b>	<b>243</b>	<b>52</b>	<b>253</b>	<b>970</b>	<b>871</b>	<b>1011</b>	<b>47</b>

### WORLD SERIES RECORD

YEAR	CLUB	AVG	G	AB	R	H	2B	3B	HR	RBI	BB	SO	SB
1948	CLEVELAND	.318	6	22	1	7	1	0	1	2	2	4	0
1954	CLEVELAND	.125	4	16	0	2	0	0	0	0	2	4	0

\* Led American League

**BOB LEMON — #21**

Bob Lemon spent his entire 15 year major league career with the Cleveland Indians. Lemon was converted to a pitcher after serving in the Navy in World War II after a stint at third base in the big leagues with the Tribe in 1941 & '42. After converting to pitcher, Lemon was a member of "The Big Four" and became one of the dominant AL starters over his 13 year pitching career during the late 1940s and 1950s.

Lemon's pitching prowess left him as one of the best pitchers in the history of the Indians franchise. His seven (7) 20-win seasons are the most by any pitcher in the history of the franchise. He currently ranks 3rd in Indians history in wins (207), innings (2850.0IP), strikeouts (1277), starts (350) and shutouts (31). He is 4th in club history in appearances (460) and complete games (188) and is 5th in winning percentage (.618).

During the Tribe's last World Championship campaign of 1948, "Lem" went 20-14 with a 2.82 ERA and led the American League in complete games (20), shutouts (10) and innings pitched (293.2IP). The sinkerballer followed his regular season performance up with a 2-0 record in the World Series vs. the Boston Braves w/a 1.65 ERA in 2 starts. Overall, Lemon led the American League in wins three times, complete games five times, innings pitched four times and shutouts and strikeouts one time each. A 7-time AL All-Star, Lemon was named The Sporting News Pitcher of the Year in 1948, 1950 & 1954. An outstanding hitting pitcher, Lemon compiled a career average of .232 (274-1183) with 37 HR, which is one short of the All-Time record by a pitcher (Wes Ferrell-38). He owned a .284 (31-109) mark as a pinch-hitter.

After his playing career was over in 1958, Lemon managed for eight seasons in the majors with the KC Royals, Chicago White Sox and New York Yankees, compiling a mark of 430-403 (.516). He managed the New York Yankees to the World Series title in 1978 and the AL crown in 1981.

He was elected into the National Baseball Hall of Fame in 1976 and his number 21 was retired by the Indians on June 20, 1998.

YEAR	CLUB	W	L	ERA	G	GS	CG	SHO	SV	IP	H	BB	SO
1946	CLEVELAND	4	5	2.49	32	5	1	0	1	94.0	77	68	39
1947	CLEVELAND	11	5	3.44	37	15	6	1	3	167.1	150	97	65
1948	CLEVELAND	20	14	2.82	43	37	*20	*10	2	*293.2	231	129	147
1949	CLEVELAND	22	10	2.99	37	33	22	2	1	279.2	211	137	138
1950	CLEVELAND	*23	11	3.84	44	*37	*22	3	3	*288.0	*281	146	*170
1951	CLEVELAND	17	*14	3.52	42	*34	17	1	2	263.1	*244	124	132
1952	CLEVELAND	22	11	2.50	42	*36	*28	5	4	*309.2	236	105	131
1953	CLEVELAND	21	15	3.36	41	36	23	5	1	*286.2	*283	110	98
1954	CLEVELAND	*23	7	2.72	36	33	*21	2	0	258.1	228	92	110
1955	CLEVELAND	*18	10	3.88	35	31	5	0	2	211.1	218	74	100
1956	CLEVELAND	20	14	3.03	39	35	*21	2	3	255.1	230	89	94
1957	CLEVELAND	6	11	4.60	21	17	2	2	0	117.1	129	64	45
1958	CLEVELAND	0	1	5.33	11	1	0	0	0	25.1	41	16	8
<b>M.L. Totals</b>		<b>207</b>	<b>128</b>	<b>3.23</b>	<b>460</b>	<b>350</b>	<b>188</b>	<b>31</b>	<b>22</b>	<b>2850.0</b>	<b>2559</b>	<b>1251</b>	<b>1277</b>

**WORLD SERIES RECORD**

YEAR	CLUB	W	L	ERA	G	GS	CG	SHO	SV	IP	H	BB	SO
1948	CLEVELAND	2	0	1.65	2	2	1	0	0	16.1	16	7	6
1954	CLEVELAND	0	2	6.75	2	2	1	0	0	13.1	16	8	11

\* Led American League

## CLEVELAND STADIUM FIRSTS

- FIRST GAME:** July 31, 1932 vs. Philadelphia Athletics. The Athletics won 1-0.
- FIRST NIGHT GAME:** June 27, 1939 vs. the Detroit Tigers. BOB FELLER 1-hit the Tigers in the 5-0 win.
- FIRST DOUBLEHEADER:** August 4, 1932 vs. the Boston Red Sox. The Tribe swept the Sox 8-2 & 8-7 in front of 15,000. The game 1 victory was the first victory for the Tribe in Cleveland Stadium.
- FIRST GAME ATTENDANCE:** A paid attendance of 76,979 witnessed the first game in Cleveland Stadium.
- FIRST PITCH:** Thrown by MEL HARDER to Tribe catcher LUKE SEWELL.
- FIRST CEREMONIAL FIRST PITCH:** Thrown by Governor of Ohio GEORGE WHITE to Mayor of Cleveland RAYMOND T. MILLER.
- FIRST BATTER:** 2B MAX BISHOP of the Philadelphia Athletics.
- FIRST INDIANS BATTER:** Tribe RF DICK PORTER.
- FIRST HIT:** MAX BISHOP of the Philadelphia Athletics led off the game with a single to short right field.
- FIRST INDIAN TO GET A HIT:** 2B CHALMER CISSELL singled to right in the 3rd inning of the opening game.
- FIRST RUN:** Scored by MAX BISHOP of the Philadelphia Athletics in the 8th inning of the first game in Cleveland Stadium. It proved to be the only run of the contest as the A's won 1-0.
- FIRST INDIAN TO SCORE:** Tribe OF JOE VOSMIK scored the first Indian run in the 2nd inning of game 1 of a DH vs. the Boston Red Sox on August 4, 1932.
- FIRST RBI:** A 2-out single by Hall of Famer MICKEY COCHRANE in the 8th inning plated Max Bishop for the first RBI in Cleveland Stadium.
- FIRST INDIAN RBI:** Tribe 1B EDDIE MORGAN tripled in Joe Vosmik for the first RBI for an Indian in Cleveland Stadium.
- FIRST HOME RUN:** Indians SS JOHNNY BURNETT on August 7, 1932 off Al Thomas of Washington.
- FIRST OUT:** Made by Athletics outfielder MULE HAAS
- FIRST STRIKEOUT:** A's outfielder MULE HAAS by Indians pitcher MEL HARDER in the first inning.
- FIRST WALK:** The A's catcher MICKEY COCHRANE was given a free pass by the Tribe's MEL HARDER in the 1st inning.
- FIRST DOUBLE:** By Athletics first baseman JIMMY FOXX in the 9th inning of the first game.
- FIRST PUTOUT:** By Indians catcher LUKE SEWELL.
- FIRST ASSIST:** By A's catcher MICKEY COCHRANE.
- FIRST PINCH HITTER:** By Indians pinch-hit specialist and star pitcher WES FERRELL.
- FIRST GRAND SLAM:** By HEINIE MANUSH of the Washington Senators on June 28, 1933 in the first inning off HOWARD CRAGHEAD.
- FIRST GRAND SLAM BY AN INDIAN:** By KEN KELTNER on July 31, 1940 vs. Boston off DENNY GALEHOUSE in the 4th inning.
- FIRST NO-HITTER:** Thrown by Indians RHP DON BLACK vs. Philadelphia on July 10, 1947 (GM 1 of DH).
- FIRST ALL-STAR GAME:** July 8, 1935 won by the AL 4-1 in front of 69,831.

## CLEVELAND STADIUM LASTS

- LAST GAME:** October 3, 1993 vs. the Chicago White Sox. The Indians lost 4-0.
- LAST NIGHT GAME:** October 1, 1993 vs. the Chicago White Sox. The Indians lost 4-2 in front of 72,454.
- LAST DOUBLEHEADER:** September 10, 1993 vs. the Boston Red Sox. The Indians split the doubleheader 7-4 & 4-5 (11) in front of 36,261.
- LAST GAME ATTENDANCE:** 72,390
- LAST WIN:** September 26, 1993 vs. the Milwaukee Brewers. The Tribe won 6-4 in front of 31,834.
- LAST PITCH:** Thrown by White Sox pitcher JOSE DE LEON.
- LAST CEREMONIAL PITCH:** Thrown by MEL HARDER, who started the first game in Cleveland Stadium on 7/31/32.

## CLEVELAND STADIUM LASTS (continued)

**LAST BATTER:** Indians shortstop MARK LEWIS.

**LAST HIT:** Chicago pinch-hitter DREW DENSON singled in the 8th inning off Tribe reliever JERRY DIPOTO.

**LAST INDIAN TO GET A HIT:** CF KENNY LOFTON's 7th inning single

**LAST RUN:** JOEY CORA in the 6th inning

**LAST INDIAN TO SCORE:** ALBERT BELLE's 8th inning homer off JOSE DE LEON on 10/2 was the last Indians run in Cleveland Stadium.

**LAST RBI:** FRANK THOMAS drove in JOEY CORA in the 6th inning.

**LAST INDIAN TO DRIVE IN A RUN:** ALBERT BELLE's 8th inning homer on 10/2/93.

**LAST HOME RUN:** ALBERT BELLE on 10/2/93 vs. the White Sox off JOSE DE LEON.

**LAST OUT:** MARK LEWIS struck out in the 9th inning for the final out.

**LAST STRIKEOUT:** MARK LEWIS (last batter)

**LAST WALK:** FRANK THOMAS in the 8th inning

**LAST DOUBLE:** RON KARKOVIC in the 2nd inning

**LAST PUTOUT:** White Sox catcher MIKE LA VALLIERE on the Lewis strike out.

**LAST ASSIST:** CRAIG GREBECK on JEFF TREADWAY's 9th inning DP.

**LAST PINCH HITTER:** DREW DENSON in the 8th inning.

**LAST GRAND SLAM:** By CARLOS BAERGA on July 20, 1993 off Oakland's Joe Boever.

**LAST NO-HITTER:** Thrown by Toronto RHP DAVE STIEB vs. the Indians on September 2, 1990. The Blue Jays won 3-0

**LAST NO-HITTER BY AN INDIAN:** LENNY BARKER's perfect game on May 15, 1981 vs. the Toronto Blue Jays. The Indians won 3-0

***LAST ALL-STAR GAME:** August 9, 1981 before an All-Star game record crowd of 72,086. The National League won 5-4 behind MVP GARY CARTER'S 2 home run performance.*

*\*\* All "Lasts" are from the final game on October 3, 1993 vs. The Chicago White Sox unless otherwise stated.*

## STADIUM INFORMATION

**FIRST FULL SEASON AT THE STADIUM** — 1933, after which the Indians returned to League Park—playing occasionally at the Stadium. They returned to the Stadium on a permanent basis in 1947 and have remained there ever since.

**LEAGUE PARK** — Constructed in 1891 at Lexington Avenue and East 66th Street as the home field of Cleveland's professional baseball team. A capacity crowd of 9,000 jammed into the new park on opening day, May 1, 1891, to watch Cy Young beat Cincinnati 12-3. The wooden park was dismantled, following the 1909 season and replaced by a steel and concrete structure which was still known as League Park.

**DUNN FIELD** — League Park was rechristened Dunn Field in 1920 in honor of owner James Dunn. The name reverted to League Park following Dunn's death in 1927.

**FIRST GAME AT LEAGUE PARK** — April 21, 1910, Detroit 5, Cleveland 0.  
(Attendance 19,867) League Park Capacity: 23,000 (after park was rebuilt).

**LAST GAME AT LEAGUE PARK** — September 21, 1946, Detroit 5, Cleveland 3.

**FIRST YEAR FOR OUTFIELD FENCE AT THE STADIUM** — 1947.

**NO BALL WAS EVER HIT INTO THE CENTERFIELD BLEACHERS.**

**LONGEST BALL** hit in the Stadium was by Indian first baseman Luke Easter on June 23, 1950. The ball landed in the upper deck, section 4 in right field a total of 477 feet from home plate. Mickey Mantle, Frank Howard and Rocky Colavito have hit balls that bounced near the bleacher wall in left center field, some 465 feet from home plate.

**TOTAL FIELD AREA** at the Stadium covered 183,000 square feet, some 3½ acres.

# YEAR-BY-YEAR BATTING STATS

YEAR	AVG	AB	R	H	2B	3B	HR	SLG	SB
1901	.271	4833	667	1311	197	68	12	.348	125
1902	@.289	4840	686	@1401	248	68	33	.389	140
1903	@.265	4773	639	1265	@231	95	31	.373	175
1904	@.260	5152	@647	1340	@225	90	27	@.354	178
1905	@.255	5130	567	@1318	211	@72	18	.335	188
1906	@.279	@5414	@663	@1514	@240	73	12	@.357	203
1907	241	5068	530	1221	182	68	11	.310	193
1908	239	5108	568	1221	188	58	18	.309	177
1909	241	5048	493	1216	173	81	10	.313	174
1910	244	@5390	548	1316	188	64	9	.308	189
1911	.282	@5321	691	1501	@238	81	20	.370	209
1912	.273	5132	677	1403	219	77	12	.352	194
1913	.268	5031	633	1349	206	74	16	.348	191
1914	.245	@5157	538	1262	178	70	10	.312	167
1915	240	5034	539	1210	169	79	20	.317	138
1916	250	5064	630	1264	@233	66	16	.331	160
1917	245	4994	584	1224	@218	64	13	.322	*210
1918	@.260	4166	@504	1084	@176	@67	9	@.341	@165
1919	278	4565	636	1268	@254	72	24	@.381	113
1920	303	5196	@857	1574	@300	95	35	.417	73
1921	*.308	5383	925	1656	@355	90	42	.430	51
1922	.292	5293	768	1544	@320	73	32	.398	90
1923	@.301	5290	@888	@1594	@301	75	59	.420	79
1924	.296	5332	755	1580	306	59	41	.399	85
1925	.297	5436	782	1613	285	58	52	.399	90
1926	.289	5293	738	1529	@333	49	27	.386	88
1927	283	5202	668	1471	@321	52	26	.379	65
1928	.285	@5386	674	1535	299	61	34	.382	50
1929	.294	5187	717	1525	294	79	62	.417	75
1930	.304	5439	890	1654	@.358	59	72	.431	51
1931	.296	5445	885	1612	@321	69	71	.419	63
1932	.285	5412	845	1544	@310	74	78	.413	52
1933	.261	5240	654	1366	218	77	50	.360	36
1934	.287	5396	814	1550	340	46	46	.423	36
1935	.284	5534	776	1573	@324	77	93	.421	63
1936	@.304	@5646	921	@.1715	@357	82	123	.461	66
1937	.280	5353	817	1499	304	76	103	.423	78
1938	.281	5356	847	1506	@300	@89	113	.434	83
1939	.280	5316	797	1490	@291	@79	85	.413	72
1940	.265	5361	710	1422	287	61	101	.398	53
1941	.256	5283	677	1350	249	@84	103	.393	63
1942	.253	5317	590	1344	223	58	50	.345	69
1943	.255	5269	600	1344	@246	45	55	.350	47
1944	.266	@5481	643	@1458	270	50	70	.372	48
1945	.255	4898	557	1249	216	48	65	.359	19
1946	.245	5242	537	1285	233	56	79	.356	57
1947	.259	@5367	687	1392	@234	51	112	.385	29
1948	.282	@5446	840	@1534	242	54	155	.431	54
1949	.260	5221	675	1358	194	58	112	.384	44
1950	.269	5263	806	1417	222	46	46	.422	40
1951	.256	5250	696	1346	208	35	35	.389	52
1952	.262	5330	@763	1399	211	49	@148	@.404	46
1953	.270	5285	770	1426	201	29	@160	.410	33
1954	.262	5222	746	1368	188	39	@156	.403	30
1955	.257	5146	698	1325	195	31	148	.394	28
1956	.244	5148	712	1256	199	23	153	.381	40
1957	.252	5171	682	1304	199	26	140	.382	40
1958	.258	5201	694	1340	210	31	161	.403	50
1959	@.263	5288	@745	1390	216	25	@167	@.408	33
1960	.267	@5296	667	@1415	218	20	127	.388	58
1961	@.266	@5609	737	@1493	@257	39	150	.406	34
1962	.245	5484	682	1341	202	22	180	.388	35
1963	.239	5496	635	1314	214	29	169	.380	@79
1964	.247	5603	689	1386	208	22	164	.380	@79
1965	.250	5469	663	1367	198	21	156	.360	53
1966	.237	5474	574	1300	156	25	155	.360	53
1967	.235	5461	559	1282	213	35	131	.359	53
1968	.234	5416	516	1266	210	36	75	.327	115
1969	.237	5365	573	1272	173	24	119	.345	85
1970	.249	5463	649	1358	197	23	183	.394	25

\* Team Record, # American League Record, @ Led League

YEAR-BY-YEAR BATTING STATS (continued)

YEAR	AVG	AB	R	H	2B	3B	HR	SLG	SB
1971	.238	5467	543	1303	200	20	109	.342	57
1972	.234	5207	472	1220	187	18	91	.330	49
1973	.256	5592	680	1429	205	29	@158	.387	60
1974	.255	5474	662	1395	201	19	131	.370	79
1975	.261	5404	688	1409	201	25	@153	.392	106
1976	.263	5412	615	1423	189	38	85	.359	75
1977	.269	5491	676	1476	221	46	100	.380	87
1978	.261	5365	639	1400	223	45	106	.379	64
1979	.258	5376	760	1388	206	29	138	.384	143
1980	.277	5470	738	1517	221	40	89	.381	118
1981	.263	3507	431	922	150	21	39	.351	@119
1982	.262	5559	683	1458	225	32	109	.373	151
1983	.265	5476	704	1451	249	31	86	.369	109
1984	.265	5643	761	1498	222	39	123	.384	126
1985	.265	5527	729	1465	254	31	116	.385	132
1986	@.284	*5702	@831	@1620	270	@45	157	@.430	@141
1987	.263	5606	742	1476	267	30	187	.422	140
1988	.261	5505	666	1435	235	28	134	.387	97
1989	.245	5463	604	1340	221	26	127	.365	74
1990	.267	5485	732	1465	266	41	110	.391	107
1991	.254	5470	576	1390	236	26	79	.350	84
1992	.266	5620	674	1495	227	24	127	.383	144
1993	.275	5619	790	1547	264	31	141	.409	159
1994	.290	4022	@679	@1165	@240	20	@167	*@.484	131
1995	@.291	5028	@840	@1461	279	23	@207	@.479	@132
1996	@.293	5681	*952	@1665	335	23	218	.475	160
1997	.286	5556	868	1589	301	22	*220	.467	118
1998	.272	5616	850	1530	334	30	198	.448	143

\* Team Record, # American League Record, @ Led American League

**TEAM HOME RUN RECORDS**

- Most Grand Slam Homers (9) — 1996
- Most Pinch-Hit Homers (9) — 1965 and 1970
- Most Homers in a Game (8) — at Milwaukee (April 25, 1997)
- Consecutive Game Home Run Streak (16) — 1963
- Most Homers in Consecutive Games (31 in 12 games) - 1997

**INDIANS WHO HAVE HIT FOR THE CYCLE**

Name	Date	Opponent
Bill Bradley	September 24, 1903	at Washington
Earl Averill	August 17, 1933	vs. Philadelphia
Odell Hale	July 12, 1938	at Washington
Larry Doby	June 4, 1952	at Boston
Tony Horton	July 2, 1970	at Baltimore
Andre Thornton	April 22, 1978	at Boston

**TRIBE CAREER STOLEN BASE LEADERS**

Lofton .....	379
Turner .....	254
Lajoie .....	240
Chapman .....	233
Flick .....	207
Bay .....	165
Butler .....	164
Bradley .....	157
Vizquel .....	157
Speaker .....	153
Graney .....	148
Manning .....	142
Jackson .....	138

# INDIANS ALL-TIME TOP TEN BATTING

## GAMES

Turner .....	1619
Lajoie .....	1614
Boudreau .....	1560
Hegan .....	1526
Speaker .....	1519
Keltner .....	1513
Sewell .....	1513
Averill .....	1509
Jamieson .....	1483
Graney .....	1402

## RUNS

Averill .....	1154
Speaker .....	1079
Jamieson .....	942
Lajoie .....	865
Sewell .....	857
Boudreau .....	823
Doby .....	808
Trosky .....	758
Keltner .....	735
Graney .....	706

## DOUBLES

Speaker .....	486
Lajoie .....	424
Averill .....	377
Sewell .....	375
Boudreau .....	367
Keltner .....	306
Jamieson .....	296
Trosky .....	287
Bradley .....	238
Hale .....	235

## HOME RUNS

Belle .....	242
Averill .....	226
Trosky .....	216
Doby .....	215
Thornton .....	214
Rosen .....	192
Colavito .....	190
Keltner .....	163
<b>Thome</b> .....	<b>163</b>
<b>Ramirez</b> .....	<b>154</b>

## RUNS BATTED IN

Averill .....	1084
Lajoie .....	919
Trosky .....	911
Speaker .....	884
Sewell .....	869
Keltner .....	850
Doby .....	776
Belle .....	751
Thornton .....	749
Boudreau .....	740

## BATTING AVERAGE

Jackson .....	375
Speaker .....	354
Lajoie .....	339
Burns .....	327
Morgan .....	323
Averill .....	322
Sewell .....	320
Hodapp .....	318
Jamieson .....	316
Trosky .....	313
Vosmik .....	313

## AT BATS

Lajoie .....	6034
Averill .....	5909
Turner .....	5787
Boudreau .....	5754
Keltner .....	5655
Sewell .....	5621
Jamieson .....	5551
Speaker .....	5546
Graney .....	4705
Bradley .....	4648

## HITS

Lajoie .....	2046
Speaker .....	1965
Averill .....	1903
Sewell .....	1800
Jamieson .....	1753
Boudreau .....	1706
Keltner .....	1561
Turner .....	1472
Trosky .....	1365
Franco .....	1272

## TRIPLES

Averill .....	121
Speaker .....	108
Flick .....	106
Jackson .....	89
Heath .....	83
Chapman .....	81
Graney .....	79
Turner .....	77
Bradley .....	74
Lajoie .....	74
Jamieson .....	74

## TOTAL BASES

Averill .....	3200
Speaker .....	2886
Lajoie .....	2728
Keltner .....	2494
Trosky .....	2406
Boudreau .....	2392
Sewell .....	2391
Jamieson .....	2251
Doby .....	2159
Belle .....	1995

## EXTRA BASE HITS

Averill .....	724
Speaker .....	667
Trosky .....	556
Keltner .....	538
Lajoie .....	536
Boudreau .....	495
Belle .....	481
Sewell .....	468
Doby .....	450
Thornton .....	419

## SLUGGING PCT.

Belle .....	580
<b>Ramirez</b> .....	<b>558</b>
Trosky .....	551
<b>Thome</b> .....	<b>549</b>
Jackson .....	542
Averill .....	541
Speaker .....	520
Heath .....	506
Doby .....	500
Colavito .....	495
Rosen .....	495

## TEAM LEADERS 1901-1960

HOME RUNS		BATTING AVERAGE	
1901	Beck ..... 6	McCarthy ..... 321	
1902	Bradley ..... 11	Hickman ..... 379	
1903	Hickman ..... 12	Lajoie ..... 355(a)	
1904	Lajoie, Flick ..... 6	Lajoie ..... 381(a)	
1905	Turner, Flick ..... 4	Flick ..... 306(a)	
1906	Congalton, Bemis, Turner, Bradley ..... 2	Lajoie ..... 355	
1907	Flick ..... 3	Flick ..... 302	
1908	Hinchman ..... 6	Stovall ..... 292	
1909	Hinchman, Stovall ..... 2	Lajoie ..... 324	
1910	Lajoie ..... 4	Lajoie ..... 384	
1911	Jackson ..... 7	Jackson ..... 408	
1912	Jackson ..... 3	Jackson ..... 395	
1913	Jackson ..... 7	Jackson ..... 373	
1914	Jackson ..... 3	Jackson ..... 338	
1915	* Roth ..... 4(a)	Jackson ..... 331	
1916	Graney ..... 5	Speaker ..... 386(a)	
1917	Graney, Smith ..... 3	Speaker ..... 352	
1918	Wood ..... 5	Speaker ..... 318	
1919	Smith ..... 9	Johnston ..... 305	
1920	Smith ..... 12	Speaker ..... 388	
1921	Smith ..... 16	Speaker ..... 362	
1922	Speaker ..... 11	Speaker ..... 378	
1923	Speaker ..... 17	Speaker ..... 380	
1924	Speaker ..... 9	Jamieson ..... 359	
1925	Speaker ..... 12	Speaker ..... 389	
1926	Speaker ..... 7	Burns ..... 358	
1927	Hodapp ..... 5	Burns ..... 319	
1928	Burns ..... 5	J. Sewell ..... 323	
1929	Averill ..... 18	Fonseca ..... 369(a)	
1930	Morgan ..... 26	Hodapp ..... 354	
1931	Averill ..... 32	Morgan ..... 351	
1932	Averill ..... 32	Cisell ..... 320	
1933	Averill ..... 11	Averill ..... 301	
1934	Trosky ..... 35	Vosmik ..... 341	
1935	Trosky ..... 26	Vosmik ..... 348	
1936	Trosky ..... 42	Averill ..... 378	
1937	Trosky ..... 32	Solters ..... 323	
1938	Keltner ..... 26	Heath ..... 343	
1939	Trosky ..... 25	Trosky ..... 335	
1940	Trosky ..... 25	Weatherly ..... 303	
1941	Heath ..... 24	Heath ..... 340	
1942	Fleming ..... 14	Fleming ..... 292	
1943	Heath ..... 18	Cullenbine ..... 289	
1944	Cullenbine ..... 16	Boudreau ..... 327	
1945	Heath ..... 15	Meyer ..... 292	
1946	Seerey ..... 26	Edwards ..... 301	
1947	Gordon ..... 29	Mitchell ..... 316	
1948	Gordon ..... 32	Boudreau ..... 355(a)	
1949	Doby ..... 24	Mitchell ..... 317	
1950	Rosen ..... 37(a)	Doby ..... 326	
1951	Easter ..... 27	Avila ..... 304	
1952	Doby ..... 32(a)	Mitchell ..... 323	
1953	Rosen ..... 43(a)	Rosen ..... 336	
1954	Doby ..... 32	Avila ..... 341(a)	
1955	Doby ..... 26	Smith ..... 306	
1956	Wertz ..... 32	Smith ..... 274	
1957	Wertz ..... 28	Woodling ..... 321	
1958	Colavito ..... 41	Colavito ..... 303	
1959	Colavito ..... 42(e)	Francona ..... 363	
1960	Held ..... 21	Kuenn ..... 308	

\* Hit 7 to lead league (3 with Chicago), (a) Led American League,  
(e) Tied with Killebrew of Washington

## TEAM LEADERS 1961-1998

HOME RUNS		BATTING AVERAGE	
1961	Kirkland ..... 27	Piersall ..... .322	
1962	Romano ..... 25	Francona ..... .272	
1963	Alvis ..... 22	Alvis ..... .274	
1964	Wagner ..... 31	Chance ..... .279	
1965	Wagner ..... 28	Davalillo ..... .301	
1966	Colavito ..... 30	Wagner ..... .279	
1967	Alvis ..... 21	Davalillo ..... .287	
1968	Horton ..... 14	Maye ..... .281	
1969	Harrelson ..... 27	Horton ..... .278	
	Horton ..... 27		
1970	Nettles ..... 26	Fosse ..... .307	
1971	Nettles ..... 28	Uhlaender ..... .288	
1972	Nettles ..... 17	Chambliss ..... .292	
1973	Spikes ..... 23	Chambliss ..... .273	
1974	Spikes ..... 22	Gamble ..... .291	
1975	Powell ..... 27	Carty ..... .308	
1976	Hendrick ..... 25	Carty ..... .310	
1977	Thornton ..... 28	Bochte ..... .304	
1978	Thornton ..... 33	Kuiper ..... .283	
		Norris ..... .283	
1979	Thornton ..... 26	Hargrove ..... .325	
1980	Charboneau ..... 23	Dilone ..... .341	
1981	Diaz ..... 7	Hargrove ..... .317	
1982	Thornton ..... 32	Harrah ..... .304	
1983	Thornton ..... 17	Tabler ..... .291	
	Thomas ..... 17		
1984	Thornton ..... 33	Vukovich ..... .304	
1985	Thornton ..... 22	Butler ..... .311	
1986	Carter ..... 29	Tabler ..... .326	
1987	Snyder ..... 33	Franco ..... .319	
1988	Carter ..... 27	Franco ..... .303	
1989	Carter ..... 35	Browne ..... .299	
1990	Maldonado ..... 22	James, C. .... .299	
1991	Belle ..... 28	Cole ..... .295	
1992	Belle ..... 34	Baerga ..... .312	
1993	Belle ..... 38	Lofton ..... .325	
1994	Belle ..... 36	Belle ..... .357	
1995	Belle ..... 50(a)	Murray ..... .323	
1996	Belle ..... 48	Franco ..... .322	
1997	Thome ..... 40	Justice ..... .329	
1998	Ramirez ..... 45	Ramirez ..... .294	

(a) Led American League

## TEAM LEADERS 1901-1950

DOUBLES		TRIPLES	
1901	Bradley ..... 28	Bradley ..... 13	
1902	Bradley ..... 39	Bradley ..... 12	
1903	Lajoie ..... 40	Bradley ..... 22	
1904	Lajoie ..... 50(a)	Flick ..... 17	
1905	Bradley ..... 34	Flick ..... 19(a)	
1906	Lajoie ..... 49(a)	Flick ..... 22(a)	
1907	Lajoie ..... 32	Flick ..... 18(a)	
1908	Lajoie ..... 32	Hinchman ..... 8	
1909	Lajoie ..... 33	Hinchman ..... 13	
1910	Lajoie ..... 51(a)	Graney ..... 9	
1911	Jackson ..... 45	Jackson ..... 19	
1912	Jackson ..... 44	Jackson ..... 26(a)	
1913	Jackson ..... 39(a)	Jackson ..... 17	
1914	Jackson ..... 22	Jackson ..... 13	
1915	Smith ..... 23	Chapman ..... 17	
1916	Graney, Speaker ..... 41(a)	Graney ..... 14	
1917	Speaker ..... 42	Chapman ..... 13	
1918	Speaker ..... 33(a)	Roth ..... 12	
1919	Speaker ..... 38	Speaker ..... 12	
1920	Speaker ..... 50(a)	Speaker ..... 11	
		Wambsganss ..... 11	
		Gardner ..... 11	
1921	Speaker ..... 52(a)	Speaker ..... 14	
		Gardner ..... 14	
1922	Speaker ..... 48(a)	Jamieson ..... 11	
1923	Speaker ..... 59(a)	Jamieson ..... 12	
1924	Sewell ..... 45(b)	Speaker ..... 9	
1925	Burns ..... 41	Myatt ..... 9	
1926	Burns ..... 64(a)	Speaker ..... 8	
1927	Burns ..... 51	Fonseca, Summa ..... 7	
1928	Lind ..... 42	L. Sewell ..... 9	
1929	Fonseca ..... 44	Fonseca ..... 15	
1930	Hodapp ..... 51(a)	Morgan ..... 11	
1931	Vosmik, Averill ..... 36	Vosmik ..... 14	
1932	Porter ..... 42	Averill ..... 14	
1933	Averill ..... 39	Averill ..... 16	
1934	Averill ..... 48	Trosky ..... 9	
1935	Vosmik ..... 47(a)	Vosmik ..... 20(a)	
1936	Hale ..... 50	Averill ..... 15(c)	
1937	Lary ..... 46	Averill, Solters ..... 11	
		Campbell ..... 11	
1938	Trosky ..... 40	Heath ..... 18(a)	
1939	Keltner ..... 35	Campbell ..... 13	
1940	Boudreau ..... 46	Weatherly ..... 11	
1941	Boudreau ..... 45(a)	Heath ..... 20(a)	
1942	Heath ..... 37	Heath ..... 13	
1943	Hockett ..... 33	Boudreau ..... 7	
1944	Boudreau ..... 45(a)	Keltner ..... 9	
1945	Meyer ..... 29	Meyer ..... 8	
1946	Edwards ..... 33	Edwards ..... 16(a)	
1947	Boudreau ..... 45(a)	Mitchell ..... 10	
1948	Boudreau ..... 34	Doby ..... 9	
1949	Vernon ..... 27	Mitchell ..... 23(a)	
1950	Mitchell ..... 27	Boone ..... 6 ...	
	Kennedy ..... 27		

(a) Led American League, (b) Tied with Heilmann of Detroit,  
(c) Tied with DiMaggio and Rolfe of New York

## TEAM LEADERS 1951-1998

	DOUBLES		TRIPLES	
1951	Rosen .....	30	Mitchell .....	7
1952	Rosen .....	32	Avila .....	11 (a)
1953	Rosen .....	27	Rosen, Doby .....	5
1954	Smith .....	29	Hegan .....	7
1955	Smith .....	27	Doby, Strickland .....	5
1956	Smith .....	26	Smith .....	5
1957	Colavito .....	26	Smith, Maris .....	5
1958	Colavito .....	26	Power .....	6
1959	Minoso .....	32	Power .....	6
1960	Francona .....	36(a)	Piersall .....	4
1961	Power .....	34	Francona .....	8
1962	Francona .....	28	Cline, Francona .....	5
1963	Alvis .....	32	Alvis .....	7
1964	Davalillo .....	26	Howser .....	4
1965	Colavito .....	25	Hinton .....	6
1966	Alvis .....	22	Davalillo .....	4
1967	Alvis .....	23	Azcue, Davalillo .....	5
1968	Horton .....	29	Cardenal .....	7
1969	Cardenal .....	26	Harrelson .....	4
			Horton .....	4
1970	Pinson .....	28	Pinson .....	6
1971	Pinson .....	23	Pinson .....	4
			Chambliss .....	4
1972	Nettles .....	28	McCraw .....	5
1973	Chambliss .....	30	Bell .....	7
1974	Gamble .....	23	Ellis .....	6
	Ellis, Hendrick .....	23		
1975	Duffy .....	22	Manning .....	5
1976	Carty .....	34	Manning .....	7
			Blanks .....	7
1977	Bell, Carty .....	23	Kuiper .....	8
	Norris .....	23		
1978	Bell, Manning .....	27	Bell .....	8
1979	Thornton .....	31	Norris .....	6
1980	Dilone .....	30	Dilone .....	9
1981	Hargrove .....	21	Dilone .....	5
1982	Harrah .....	29	Harrah, Milbourne .....	4
			Perconte .....	4
1983	Thornton .....	27	Franco .....	8
1984	Thornton .....	26	Butler .....	9
1985	Franco .....	33	Butler .....	14
1986	Carter .....	36	Butler .....	14 (a)
1987	Tabler .....	34	Butler .....	8
1988	Carter .....	36	Carter, Franco .....	6
1989	Carter .....	32	Jacoby .....	5
1990	C. James, Maldonado .....	32	Webster .....	6
1991	Belle .....	31	Whiten .....	4
1992	Baerga .....	32	Lofton .....	8
1993	Belle .....	36	Lofton .....	8
1994	Belle .....	35	Lofton .....	9
1995	Belle .....	52(b)	Lofton .....	13 (a)
1996	Ramirez .....	45	Thome .....	5
1997	Ramirez .....	40	Grissom, Vizquel .....	6
1998	Justice .....	39	Lofton, Vizquel .....	6

(a) Led American League, (b) Tied with E. Martinez of Seattle

## TEAM LEADERS 1901-1950

HITS		RUNS		
1901	Pickering .....	169	Pickering .....	102
1902	Bradley .....	187	Bradley .....	106
1903	Hickman, Bradley .....	171	Bradley .....	103
1904	Lajoie .....	211(a)	Bradley, Flick .....	95
1905	Bay .....	164	Bay .....	90
1906	Lajoie .....	214(a)	Flick .....	98(a)
1907	Flick .....	166	Flick .....	78
1908	Lajoie .....	168	Lajoie .....	77
1909	Lajoie .....	152	Stovall .....	60
1910	Lajoie .....	227(a)	Lajoie .....	92
1911	Jackson .....	233	Jackson .....	126
1912	Jackson .....	226	Jackson .....	121
1913	Jackson .....	197(a)	Jackson .....	109
1914	Jackson .....	153	Graney .....	63
1915	Chapman .....	154	Chapman .....	101
1916	Speaker .....	211(a)	Graney .....	106
1917	Speaker .....	184	Chapman .....	98
1918	Speaker .....	150	Chapman .....	84(a)
1919	Gardner .....	157	Speaker .....	83
1920	Speaker .....	214	Speaker .....	137
1921	Gardner .....	187	Speaker .....	107
1922	Jamieson .....	183	Wambsganss .....	89
1923	Jamieson .....	222(a)	Speaker .....	133
1924	Jamieson .....	213	Sewell .....	99
1925	Sewell .....	204	Jamieson .....	109
1926	Burns .....	216	Spurgeon .....	101
1927	Sewell .....	180	Burns .....	84
1928	Lind .....	191	Lind .....	102
1929	Fonseca .....	209	Averill .....	110
1930	Hodapp .....	225(a)	Morgan .....	122
1931	Averill .....	209	Averill .....	140
1932	Averill .....	198	Averill .....	116
1933	Averill .....	180	Averill .....	83
1934	Trosky .....	206	Averill .....	128
1935	Vosmik .....	216(a)	Averill .....	109
1936	Averill .....	232(a)	Averill .....	136
1937	Solters .....	190	Averill .....	121
1938	Trosky .....	185	Trosky .....	106
1939	Keltner .....	191	Chapman .....	101
1940	Boudreau .....	185	Boudreau .....	97
1941	Heath .....	199	Heath .....	89
1942	Keltner .....	179	Hockett .....	85
1943	Hockett .....	166	Hockett .....	70
1944	Boudreau .....	191	Cullenbine .....	98
1945	Meyer .....	153	Rocco .....	81
1946	Boudreau .....	151	Edwards .....	62
1947	Boudreau .....	165	Gordon .....	89
1948	Mitchell .....	204	Boudreau .....	116
1949	Mitchell .....	203(a)	Doby .....	106
1950	Doby .....	164	Doby .....	110

(a) Led American League

## TEAM LEADERS 1951-1998

HITS		RUNS		
1951	Avila .....	165	Doby .....	84
1952	Avila .....	179	Doby .....	104(a)
1953	Rosen .....	201	Rosen .....	115(a)
1954	Avila .....	189	Avila .....	112
1955	Smith .....	186	Smith .....	123(a)
1956	Smith .....	144	Smith .....	87
1957	Wertz .....	145	Wertz .....	84
1958	Minoso .....	168	Minoso .....	94
1959	Minoso .....	172	Power .....	102
	Power .....	172		
1960	Power .....	167	Francona .....	84
1961	Francona .....	178	Francona .....	87
1962	Francona .....	169	Francona .....	82
1963	Alvis .....	165	Alvis .....	81
1964	Howser .....	163	Howser .....	101
1965	Colavito .....	170	Colavito .....	92
1966	Wagner .....	153	Wagner .....	70
1967	Alvis .....	163	Alvis .....	66
1968	Cardenal .....	150	Cardenal .....	78
1969	Horton .....	174	Harrelson .....	83
1970	Pinson .....	164	Nettles .....	81
1971	Nettles .....	156	Nettles .....	78
1972	Nettles .....	141	Nettles .....	65
1973	Bell .....	169	Bell .....	86
1974	Spikes .....	154	Gamble .....	74
1975	Bell .....	150	Hendrick .....	82
1976	Carty .....	171	Bell .....	75
1977	Kuiper .....	169	Thornton .....	77
1978	Bell .....	157	Thornton .....	97
1979	Bonds .....	148	Harrah .....	99
1980	Dilone .....	180	Harrah .....	100
1981	Harrah .....	105	Harrah .....	64
1982	Harrah .....	183	Harrah .....	100
1983	Franco .....	153	Harrah .....	81
1984	Franco .....	188	Butler .....	108
1985	Butler .....	184	Butler .....	106
1986	Carter .....	200	Carter .....	108
1987	Tabler .....	170	Butler .....	91
1988	Franco .....	186	Franco .....	88
1989	Browne .....	179	Carter .....	84
1990	Jacoby .....	162	Browne .....	92
1991	Baerga .....	171	Baerga .....	80
1992	Baerga .....	205	Lofton .....	96
1993	Baerga .....	200	Lofton .....	116
1994	Lofton .....	160(a)	Lofton .....	105
1995	Baerga .....	175	Belle .....	121(b)
1996	Lofton .....	210	Lofton .....	132
1997	Ramirez .....	184	Thome .....	104
1998	Lofton .....	169	Ramirez .....	108

(a) Led American League, (b) Tied with E. Martinez of Seattle

## TEAM LEADERS 1901-1950

RUNS BATTED IN		STOLEN BASES	
1901	Beck ..... 79	Pickering ..... 36	
1902	Hickman ..... 94	Flick ..... 24	
1903	Hickman ..... 97	Bay ..... 45(a)	
1904	Lajoie ..... 102(a)	Flick ..... 42(a)	
1905	Flick ..... 64	Bay ..... 36	
1906	Lajoie ..... 91	Flick ..... 39	
1907	Lajoie ..... 63	Flick ..... 41	
1908	Lajoie ..... 74	J. Clarke ..... 37	
1909	Hinchman ..... 53	Stovall ..... 25	
1910	Lajoie ..... 76	Turner ..... 31	
<hr/>			
1911	Jackson ..... 83	Jackson ..... 41	
1912	Jackson, Lajoie ..... 90	Jackson ..... 35	
1913	Jackson ..... 71	Chapman ..... 29	
1914	Jackson ..... 53	Chapman ..... 24	
1915	Chapman, Smith ..... 67	Chapman ..... 36	
1916	Speaker ..... 79	Speaker ..... 35	
1917	Roth ..... 72	Chapman ..... 52	
1918	Wood ..... 66	Roth ..... 35	
1919	Gardner ..... 79	Johnston ..... 21	
1920	Gardner ..... 118	Johnston, Chapman ..... 13	
<hr/>			
1921	Gardner ..... 115	Wambsganss ..... 13	
1922	Wood ..... 92	Wambsganss ..... 17	
1923	Speaker ..... 130 (f)	Jamieson ..... 19	
1924	Sewell ..... 104	Jamieson ..... 21	
1925	Sewell ..... 98	Burns ..... 16	
1926	Burns ..... 114	J. Sewell ..... 17	
1927	Sewell ..... 92	Burns ..... 13	
1928	Hodapp ..... 73	Lind ..... 8	
1929	Fonseca ..... 103	Fonseca ..... 19	
1930	Morgan ..... 136	Averill ..... 10	
<hr/>			
1931	Averill ..... 143	Kamm ..... 13	
1932	Averill ..... 124	Cissell ..... 18	
1933	Averill ..... 92	Kamm ..... 7	
1934	Trosky ..... 142	Pytlak ..... 11	
1935	Trosky ..... 113	Hale ..... 15	
1936	Trosky ..... 162(a)	Hughes ..... 20	
1937	Trosky ..... 128	Lary ..... 18	
1938	Keltner ..... 113	Lary ..... 23	
1939	Trosky ..... 104	Chapman ..... 18	
1940	Boudreau ..... 101	Chapman ..... 13	
<hr/>			
1941	Heath ..... 123	Heath ..... 18	
1942	Fleming ..... 82	Hockett ..... 12	
1943	Heath ..... 79	Hockett ..... 13	
1944	Keltner ..... 91	Boudreau ..... 11	
1945	Heath ..... 61	Mackiewicz ..... 5	
1946	Seerey, Boudreau ..... 62	Case ..... 28(a)	
1947	Gordon ..... 93	Gordon ..... 7	
1948	Gordon ..... 124	Mitchell ..... 13	
1949	Doby ..... 85	Doby ..... 10	
		Mitchell ..... 10	
1950	Rosen ..... 116	Doby ..... 8	

(a) Led American League. (f) Tied with Ruth of New York

## TEAM LEADERS 1951-1998

RUNS BATTED IN		STOLEN BASES		
1951	Easter .....	103	Avila .....	14
1952	Rosen .....	105(a)	Avila .....	12
1953	Rosen .....	145(a)	Avila .....	10
1954	Doby .....	126(a)	Avila .....	9
1955	Rosen .....	81	Smith .....	11
1956	Wertz .....	106	Avila .....	17
1957	Wertz .....	105	Smith .....	12
1958	Colavito .....	113	Minoso .....	14
1959	Colavito .....	111	Power .....	9
1960	Power .....	84	Piersall .....	18
1961	Kirkland .....	95	Temple .....	8
1962	Romano .....	81	Kirkland .....	9
1963	Alvis .....	67	Alvis .....	9
			Howser .....	9
			Francona .....	9
1964	Wagner .....	100	Davalillo .....	21
1965	Colavito .....	108(a)	Davalillo .....	26
1966	Whitfield .....	78	Salmon .....	10
			Hinton .....	10
1967	Alvis .....	70	Salmon .....	10
1968	Horton .....	59	Cardenal .....	40
1969	Horton .....	93	Cardenal .....	36
1970	Pinson .....	82	Pinson .....	7
1971	Nettles .....	86	Pinson .....	25
1972	Nettles .....	70	McCraw .....	12
1973	Spikes .....	73	Williams .....	9
1974	Spikes .....	80	Lowenstein .....	36
1975	Hendrick, Powell .....	86	Manning .....	19
			Kuiper .....	19
1976	Carty .....	83	Manning .....	16
1977	Carty .....	80	Norris .....	26
1978	Thornton .....	105	Norris .....	12
			Manning .....	12
			Dade .....	12
1979	Thornton .....	93	Bonds .....	34
1980	Charboneau .....	87	Dilone .....	61
1981	Hargrove .....	49	Dilone .....	29
1982	Thornton .....	116	Dilone .....	33
1983	Franco .....	80	Franco .....	32
1984	Thornton .....	99	Butler .....	52
1985	Franco .....	90	Butler .....	47
1986	Carter .....	121(a)	Butler .....	32
1987	Carter .....	106	Butler .....	33
1988	Carter .....	98	Carter .....	27
1989	Carter .....	105	Browne .....	14
1990	Maldonado .....	95	Cole .....	40
1991	Belle .....	95	Cole .....	27
1992	Belle .....	112	Lofton .....	66(a)
1993	Belle .....	129(a)	Lofton .....	70(a)
1994	Belle .....	101	Lofton .....	60(a)
1995	Belle .....	126(b)	Lofton .....	54(a)
1996	Belle .....	148(a)	Lofton .....	75(a)
1997	Williams .....	105	Vizquel .....	43
1998	Ramirez .....	145	Lofton .....	54

(a) Led American League, (b) Tied with Vaughn of Boston

# ALL-TIME TEAM RECORDS

## Club Batting/Season

Highest batting average .....	308, 1921 (154 games)
Lowest batting average .....	234, 1968 (162 games) 234, 1972 (156 games)
Highest slugging pct. ....	484, 1994 (113 games)
Lowest slugging pct. ....	308, 1910 (161 games)
Most games .....	164, 1964
Most at-bats .....	5702, 1986 (163 games)
Fewest at-bats .....	4773, 1903 (149 games)
Most runs .....	952, 1996 (161 games)
Fewest runs .....	472, 1972 (156 games)
Most hits .....	1715, 1936 (157 games)
Fewest hits .....	1210, 1915 (154 games)
Most singles .....	1218, 1925 (155 games)
Most doubles .....	358, 1930 (154 games)
Fewest doubles .....	156, 1966 (162 games)
Most triples .....	95, 1920 (154 games)
Fewest triples .....	18, 1972 (156 games)
Most extra base hits .....	576, 1996 (161 games)
Most total bases .....	2700, 1996 (161 games)
Most RBI .....	904, 1996 (161 games)
Fewest RBI .....	440, 1972 (156 games)
Most GWRBI .....	80, 1986 (163 games)
Fewest GWRBI .....	56, 1987 (162 games)
Most sacrifices .....	262, 1917 (156 games)
Most sacrifice hits .....	195, 1906 (157 games)
Most sacrifice flies .....	74, 1980 (160 games)
Most bases on balls .....	723, 1955 (154 games)
Most strikeouts .....	1063, 1964 (164 games)
Fewest strikeouts .....	331, 1922 (155 games) 331, 1926 (154 games)
Most stolen bases .....	210, 1917 (156 games)
Fewest stolen bases .....	19, 1945 (154 games)
Most caught stealing .....	92, 1920 (154 games)
Most grounded into double play .....	165, 1980 (160 games)
Fewest grounded into double play .....	94, 1941 (155 games)
Most left on base .....	1258, 1982 (162 games)
Fewest left on base .....	995, 1959 (154 games)
Most times shutout .....	24, 1914 (153 games)
Most .300 hitters .....	9, 1921
Most players 30 stolen bases .....	3, 1987 (162 games) 3, 1904 (154 games); 3, 1917 (154 games)
Most games held to one hit .....	5, 1915
Most games held hitless .....	2, 1910
Most players, 100 RBI .....	4, 1930 (154 games)

## Club Batting/Game, Inning, DH

Most hits, game, 9 inning .....	29, vs. St. Louis, August 12, 1948
Most hits, game, extra innings .....	33, vs. Philadelphia, July 10, 1932 (18 innings)
Most hits, game, by opponent .....	25, vs. Philadelphia, July 15, 1929 25, vs. Philadelphia, July 25, 1936 25, vs. Chicago, July 10, 1932
Most hits, pinch-hitter .....	4, vs. Chicago, April 22, 1930 4, vs. Boston, September 21, 1967
Most hits, shutout loss .....	14, vs. Washington, July 10, 1928 lost 9-0, 16 total bases
Fewest hits, extra-inning game .....	1, vs. Chicago, September 6, 1903
Most players five or more hits, game .....	3, vs. Philadelphia, July 10, 1932 (18 innings)
Most players one or more hits, game, 9 innings ....	14, vs. St. Louis, August 12, 1948
Most singles, game .....	24, vs. New York, July 29, 1928
Fewest at bats, game, 9 innings .....	23, vs. Chicago, May 9, 1961
Most at bats, game, 9 innings .....	51, vs. Philadelphia, April 29, 1952
Most runs, inning .....	14, vs. Philadelphia, June 18, 1950 (1st inning)
Most runs, inning by opponent .....	13, Philadelphia, June 25, 1925 (8th inning)
Most runs, inning with two out .....	13, vs. Boston, July 7, 1923
Most runs, game .....	27, vs. Boston, July 7, 1923
Most runs, game by opponent .....	24, vs. Boston, August 21, 1986
Most runs, start of game with none out .....	8, vs. Kansas City, May 9, 1995 vs. Baltimore, July 6, 1954
Most runs, shutout game .....	19, vs. Boston, May 18, 1955
Most runs, shutout game by opponent .....	21, Detroit, September 15, 1901
Most runs, game, both clubs (9 innings) .....	35, Cleveland 21, St. Louis 14, April 14, 1925
Most runs, doubleheader shutout .....	23, vs. Boston, June 23, 1931
Most players, two or more runs in one inning .....	5, vs. Philadelphia, June 18, 1950
Longest 1-0 game won .....	15 innings, vs. Baltimore, May 14, 1961
Longest 1-0 game lost .....	17 innings, vs. Chicago, September 13, 1967
Most triples with bases filled, game .....	2 vs. New York, July 27, 1978
Most total bases, game (9 innings) .....	45, vs. St. Louis, August 24, 1948
Most bases on balls, game (9 innings) .....	18, vs. Boston, May 20, 1948
Most bases on balls, doubleheader .....	23 vs. Philadelphia, June 18, 1950
Most strikeouts, game (9 innings) .....	15, three times, last by Jorge Rubio, October 2, 1966
Most strikeouts, game (extra inning) .....	21 at Seattle, September 28, 1986
Most successive strikeouts .....	7, vs. Baltimore, September 1, 1978, Sammy Stewart
Longest game without a strikeout .....	16 innings, vs. New York, June 7, 1936
Most stolen bases, game .....	8, vs. Washington, August 27, 1917
Most sacrifice flies, game .....	4, 4 times, last vs. New York, September 18, 1985
Most grounded into double play, game .....	6, vs. New York, April 29, 1975
Most doubles, game .....	12, vs. Minnesota, July 13, 1996
Most sacrifice hits, game .....	4, 4 times, last vs. Seattle, August 22, 1989
Most plate appearances, inning .....	17, vs. Philadelphia, June 16, 1950
Most at-bats, game, extra innings .....	78 at Minnesota, August 31, 1993
Most bases on balls, inning .....	7, vs. Philadelphia, June 18, 1950
Fewest hits DH .....	2, vs. Boston, April 12, 1992 (0 hits first game, 8 innings, won 2-1; 2 hits second game, lost 0-3)

## INDIVIDUAL BATTING RECORDS

### Lifetime

Highest batting average .....	375	Joe Jackson
Highest slugging pct. ....	580	Albert Belle
Most seasons .....	15	Terry Turner
Most games .....	1619	Terry Turner
Most consecutive games .....	1103	Joe Sewell
Most at bats .....	6034	Nap Lajoie
Most runs .....	1154	Earl Averill
Most hits .....	2046	Nap Lajoie
Most singles .....	1516	Nap Lajoie
Most doubles .....	486	Tris Speaker
Most triples .....	121	Earl Averill
Most home runs .....	242	Albert Belle
Most grand slam home runs .....	9	Al Rosen
Most extra base hits .....	724	Earl Averill
Most total bases .....	3200	Earl Averill
Most RBI .....	1084	Earl Averill
Most bases on balls .....	857	Tris Speaker
Most strikeouts .....	805	Larry Doby
Most stolen bases .....	379	Kenny Lofton

## ALL-TIME ROOKIE RECORDS

### Individual Season Batting

RECORD		PLAYER	YEAR
Highest batting average .....	343	Jeff Heath .....	1938
Most hits .....	206	Hal Trosky .....	1934
Most doubles .....	45	Hal Trosky .....	1934
Most triples .....	18	Jeff Heath .....	1938
Most homers (LH) .....	35	Hal Trosky .....	1934
Most homers (RH) .....	37	Al Rosen .....	1950
Most total bases .....	374	Hal Trosky .....	1934(a)
Most runs .....	117	Hal Trosky .....	1934
Most runs-batted-in .....	142	Hal Trosky .....	1934
Most at-bats (LH) .....	625	Hal Trosky .....	1934
Most at-bats (RH) .....	650	Carl Lind .....	1928
Most bases on balls (LH) .....	106	Les Fleming .....	1942
Most bases on balls (RH) .....	100	Al Rosen .....	1950
Most strikeouts (LH) .....	101	Bob Chance .....	1964
Most strikeouts (RH) .....	123	Cory Snyder .....	1986
Most stolen bases .....	66	Kenny Lofton .....	1992

(a) Led American League

## INDIVIDUAL BATTING/SEASON

RECORD	PLAYER	YEAR
Highest batting avg. (season)	408 Joe Jackson	1911
Highest slugging pct.	714 Albert Belle	1994
Most games	163 Leon Wagner	1964
Most at bats (LH)	662 Kenny Lofton	1996
Most at bats (RH)	663 Joe Carter	1986
Most at-bats, switch hitter	657 Carlos Baerga	1992
Most hits	233 Joe Jackson	1911
Most 200 hit seasons	3 Tris Speaker .. 1916, '20, '23 Nap Lajoie ... 1904, '06, '10	
Most hits and walks	311 Tris Speaker	1920, '23
Most singles	172 Charley Jamieson	1923
Most doubles	64 George Burns	1926
Most triples	26 Joe Jackson	1912 (a)
Most long hits	103 Albert Belle	1995
Most total bases	405 Hal Trosky	1936
Fewest RBI, season	21 Felix Fermin	1989
Most RBI (LH)	162 Hal Trosky	1936
Most RBI (RH)	148 Albert Belle	1996
Most RBI (switch-hitter)	114 Carlos Baerga	1993
Most GWRBI	15 Andre Thornton	1982
Most runs	140 Earl Averill	1931
Most bases on balls (LH)	123 Jim Thome	1996
Most bases on balls (RH)	109 Andre Thornton	1982
Most strikeouts (LH)	146 Jim Thome	1997
Most strikeouts (RH)	166 Cory Snyder	1987
Fewest strikeouts	4 Joe Sewell .. 1925 Joe Sewell .. 1929(b)	
Most sacrifice hits (including sacrifice flies)	67 Ray Chapman	1917 (b)
Most sacrifice hits (no sacrifice flies)	46 Bill Bradley	1907
Most sacrifice flies	14 Albert Belle	1993
Most hit by pitcher	17 Minnie Minoso	1959
Most stolen bases	75 Kenny Lofton	1996
Most caught stealing	23 Bobby Bonds	1979
Most grounded into double play	28 Julio Franco	1986
Fewest grounded into double play	3 Jose Cardenal .. 1968 Cory Snyder .. 1987	
Most consecutive games batted safely	31 Nap LaJoie	1906
Most consecutive games, one or more RBI	9 Al Rosen (18)	1954
Most pinch hits	19 Bob Hale	1960
Most consecutive pinch hits	5 Jerry Browne .. 1991 Bob Hale .. 1960	
Most pinch hit HRs	3 Ron Kittle .. 1987 Ted Uhlaender .. 1970 Fred Whitfield .. 1966	
Most consecutive games, no strikeouts	115 Joe Sewell	May 17 - Sept 19, 1929 (a)

(a) Ties American League Record, (b) Major League Record

## INDIVIDUAL BATTING/GAME, INNING

Most at-bats .....	11, Johnny Burnett, July 10, 1932
Most runs .....	5, many players, last done by Joe Carter, Sept. 6, 1986
Most hits .....	6, many players, last done by Carlos Baerga, April 11, 1992 vs. Boston
Most hits, extra inning game .....	9, John Burnett, July 10, 1932
Most hits, two consecutive games .....	11, John Burnett, July 9 (2) July 10 (9), 1932
Most consecutive hits .....	11, Tris Speaker, 1920
Most one base hits, extra inning game .....	7, John Burnett, July 10, 1932
Most doubles, game .....	4, many times, last done by Sandy Alomar, June 6, 1997
Most consecutive doubles, game .....	4, Lou Boudreau, July 10, 1946 Vic Wertz, September 26, 1956, Sandy Alomar, June 6, 1997
Most triples .....	3, many players, last done by Ben Chapman, July 3, 1939
Most triples with bases filled .....	2, Duane Kuiper, July 27, 1978
Most total bases, game .....	16, Rocky Colavito, June 10, 1959
Most extra base hits, game .....	5, Lou Boudreau, July 14, 1946 (4 doubles and 1 home run)
Most time, two hits, one inning .....	2, John Hodapp, July 24, 1928
Most consecutive extra base hits .....	7, Elmer Smith, September 4 and 5, 1921 (two games) (3 doubles and 4 home runs)
Most extra bases on long hits .....	12, Rocky Colavito, June 10, 1959
Most RBI, game .....	9, Chris James, May 4, 1991
Most RBI, two consecutive games .....	11, Earl Averill, September 17, 1930 (doubleheader)
Most bases on balls, game .....	6, Andre Thornton, May 2, 1984
Most strikeouts, game .....	5, Larry Doby, April 25, 1948 Rick Manning, May 15, 1977
Most strikeouts, two consecutive games .....	8, Pedro Ramos, August 19 and 23, 1963
Most stolen bases, game .....	5, Alex Cole, May 3, 1992 August 1, 1990
Most sacrifice bunts, game .....	4, Ray Chapman, August 31, 1919 Felix Fermin, August 22, 1989
Two doubles, one inning .....	Duane Kuiper, August 20, 1982
Two home runs, one inning .....	Carlos Baerga, April 8, 1993
Home run and triple, one inning .....	Earl Averill, July 6, 1937 Bruce Campbell, May 2, 1938
Home run and double, one inning .....	6, Matt Williams, August 27, 1997
Most total bases, inning .....	8, Carlos Baerga, April 8, 1993
Most extra base hits, inning .....	2, many players, last done by Matt Williams, August 27, 1997
Most RBI, inning .....	6, Matt Williams, August 27, 1997
Most bases on balls, inning .....	2, many times, last done by Kenny Lofton, August 31, 1998
Longest game ended by HR .....	Willie Kirkland, June 19, 1963 19 innings

## ALL-TIME TEAM RECORDS/BATTING

### INDIANS WHO LED AMERICAN LEAGUE IN BATTING

Player	Year	BA	Player	Year	BA
Nap Lajoie	1903	.355	Lew Fonseca	1929	.369
Nap Lajoie	1904	.381	Lou Boudreau	1944	.327
Elmer Flick	1905	.306	Bob Avila	1954	.341
Tris Speaker	1914	.386			

### INDIANS WHO LED AMERICAN LEAGUE IN HITS

Player	Year	No.	Player	Year	No.
Charles Hickman	1902	194	Charlie Jamieson	1923	222
Nap Lajoie	1904	211	George Burns	1926	216*
Nap Lajoie	1906	214	John Hodapp	1930	225
Nap Lajoie	1910	227	Joe Vosmik	1935	216
Joe Jackson	1913	197	Earl Averill	1936	232
Tris Speaker	1914	193	Dale Mitchell	1949	203
Tris Speaker	1916	211	Kenny Lofton	1994	160

\*Tied with Sam Rice

### INDIANS WHO LED AMERICAN LEAGUE IN ONE-BASE HITS

Player	Year	No.	Player	Year	No.
Nap Lajoie	1910	165	Dale Mitchell	1949	161
Tris Speaker	1916	160	Carlos Baerga	1992	152
Charlie Jamieson	1923	172	Kenny Lofton	1993	148
Charlie Jamieson	1924	168	Kenny Lofton	1994	107
Dale Mitchell	1948	162			

### INDIANS WHO LED AMERICAN LEAGUE IN TWO-BASE HITS

Player	Year	No.	Player	Year	No.
Nap Lajoie	1904	50	Tris Speaker	1923	59
Nap Lajoie	1906	49	Joe Sewell	1924	45*
Nap Lajoie	1910	51	George Burns	1926	64
Joe Jackson	1913	39	John Hodapp	1930	51
Jack Graney	1916	41	Joe Vosmik	1935	47
Tris Speaker	1916	41	Lou Boudreau	1941	45
Tris Speaker	1918	33	Lou Boudreau	1944	45
Tris Speaker	1920	50	Lou Boudreau	1947	45
Tris Speaker	1921	52	Tito Francona	1960	36
Tris Speaker	1922	48	Albert Belle	1995	52#

\*Tied with Harry Heilman, #Tied with Edgar Martinez

### INDIANS WHO LED AMERICAN LEAGUE IN THREE-BASE HITS

Player	Year	No.	Player	Year	No.
Elmer Flick	1905	19	Jeff Heath	1941	20
Elmer Flick	1906	22	Hank Edwards	1946	16
Elmer Flick	1907	18	Dale Mitchell	1949	23
Joe Jackson	1912	26	Bob Avila	1952	11
Joe Vosmik	1935	20	Brett Butler	1986	14
Earl Averill	1936	15*	Kenny Lofton	1995	13
Jeff Heath	1938	18			

\*Tied with Joe DiMaggio and Red Rolfe

## INDIANS WHO LED AMERICAN LEAGUE IN TOTAL BASES

Player	Year	No.	Player	Year	No.
Nap Lajoie	1904	304	Al Rosen	1953	367
Nap Lajoie	1910	304	Rocky Colavito	1959	301
Joe Jackson	1912	331	Albert Belle	1994	294
Hal Trosky	1936	405	Albert Belle	1995	377
Al Rosen	1952	297			

## INDIANS WHO LED AMERICAN LEAGUE IN SLUGGING PERCENTAGE

Player	Year	No.	Player	Year	No.
Nap Lajoie	1903	.533	Larry Doby	1952	.541
Nap Lajoie	1904	.549	Al Rosen	1953	.613
Elmer Flick	1905	.466	Rocky Colavito	1958	.620
Joe Jackson	1913	.551	Albert Belle	1995	.690
Tris Speaker	1916	.502			

## INDIANS WHO LED AMERICAN LEAGUE IN BASE ON BALLS

Player	Year	No.	Player	Year	No.
Ray Chapman	1918	84	Rocky Colavito	1965	93
Jack Graney	1919	105	Jim Thome	1997	120

## INDIANS WHO HAD SIX HITS IN ONE GAME

Player	Date	Player	Date
Erwin Harvey	April 25, 1902	Bruce Campbell	July 2, 1936
Frank Brower	August 7, 1923	Jim Fridley	April 29, 1952
George Burns	June 9, 1924	Jorge Orta	June 15, 1980
John Burnett *	July 10, 1932	Carlos Baerga	April 11, 1992

\*Collected 9 hits in 11 times at bat in 18-inning game for M.L. record

## INDIANS WHO LED AMERICAN LEAGUE IN RUNS SCORED

Player	Year	No.	Player	Year	No.
Elmer Flick	1906	98	Al Rosen	1953	115
Ray Chapman	1918	84	Al Smith	1955	123
Larry Doby	1952	104	Albert Belle	1995	*121

\*Tied with Edgar Martinez

## INDIANS WHO LED AMERICAN LEAGUE IN STOLEN BASES

Player	Year	No.	Player	Year	No.
Harry Bay	1903	46	Kenny Lofton	1992	66
Harry Bay	1904	42	Kenny Lofton	1993	70
Elmer Flick	1904	42	Kenny Lofton	1994	60
Elmer Flick	1905	39	Kenny Lofton	1995	54
George Case	1946	28	Kenny Lofton	1996	75

## INDIANS WHO LED THE AMERICAN LEAGUE IN RUNS BATTED IN

Player	Year	No.	Player	Year	No.
Hal Trosky	1936	162	Joe Carter	1986	121
Al Rosen	1952	105	Albert Belle	1993	129
Al Rosen	1953	145	Albert Belle	1995	*126
Larry Doby	1954	126	Albert Belle	1996	148
Rocky Colavito	1965	108			

\*Tied with Mo Vaughn

## CLEVELAND INDIANS DH CHART

YEAR	AB	R	H	2B	3B	HR	RBI	BB	SO	AVG.
1998	601	100	161	46	1	19	87	78	121	.268
1997	595	88	177	31	1	22	84	67	107	.297
1996	628	91	182	36	2	23	100	80	100	.290
1995	556	87	165	26	0	21	91	62	95	.297
1994	452	62	109	21	2	19	76	42	77	.241
1993	618	70	155	17	3	25	72	48	118	.251
1992	632	78	152	24	3	27	93	52	147	.241
1991	647	57	163	31	2	11	63	29	106	.252
1990	624	75	183	34	5	14	84	52	92	.293
1989	608	59	147	23	1	19	66	62	137	.242
1988	627	75	167	21	1	20	77	44	121	.266
1987	607	77	151	40	1	14	80	63	124	.249
1986	610	81	145	22	0	22	93	81	109	.238
1985	626	69	144	21	0	23	116	54	112	.230
1984	621	94	156	25	0	30	92	92	91	.251
1983	604	90	170	35	1	16	81	87	79	.281
1982	605	95	166	26	1	32	114	107	84	.274
1981	387	46	98	19	1	6	51	51	52	.253
1980	616	87	161	20	3	21	101	69	112	.261
1979	602	102	162	24	0	29	108	81	116	.269
1978	591	64	160	29	4	16	79	66	115	.271
1977	605	81	166	30	1	19	101	79	78	.274
1976	603	78	185	32	0	16	90	70	62	.307
1975	591	86	151	23	2	30	91	79	68	.255
1974	612	80	181	22	5	20	82	58	66	.296
1973	640	82	171	20	5	24	90	54	94	.267

## CLUB HOME RUNS

Most, game .....	8, Milwaukee, April 25, 1997
Most, game by opponents .....	7, Milwaukee, April 29, 1980 7, Oakland, July 6, 1990
Most, inning .....	4 vs. Los Angeles, July 31, 1963
Most, inning by opponent .....	4 vs. Detroit, May 27, 1957
Most times, three consecutive home runs, inning .....	10, last done vs. California, September 12, 1996
Most in succession, game .....	4 vs. Los Angeles, July 31, 1963
Most home runs, start of game .....	2 vs. Detroit, June 19, 1971
Most shutout game, no other runs .....	4 vs. New York, August 2, 1956
Most grand slams, game .....	2 at Minnesota, April 22, 1988
Most grand slams, game, opponent .....	2, Detroit, June 24, 1968, 2, Minnesota, July 18, 1962, 2, Baltimore, August 14, 1998
Most pinch-hit, game .....	2 vs. Philadelphia, May 26, 1937 2 vs. Minnesota, August 15, 1965
Most, season .....	220, 1997 (161 games)
Most, month .....	50, August 1997, June 1950
Most, season, home .....	133, 1970 (81 games)
Most, season, road .....	124, 1997 (80 games)
Most pinch-hit, season .....	9, 1965 (162 games) 9, 1970 (162 games)
Most grand slams, season .....	9, 1996 (161 games)
Most consecutive games, one or more home runs .....	16 (25 homers), 1963
Most home runs in consecutive games in which home runs were made .....	31 (12 games), 1997
Most consecutive games, two or more home runs .....	9, May 13-21, 1962
Most players 30 home runs .....	3, 1997 (161 games) 1987 (162 games), 1996 (161 games)
Most players 20 home runs .....	5, 1995 (144 games), 1997 (161 games)
Most players 10 home runs .....	9, 1962 (162 games)
Most players, three or more home runs in game, season .....	3, 1987 (162 games)
Most home runs, 4 consecutive games .....	17, July 19-22, 1994

## INDIVIDUAL HOME RUNS

- (c) Most, game ..... 4, Rocky Colavito, June 10, 1959 (consecutive)
- (c) Most, inning ..... 2, Carlos Baerga, April 8, 1993 (one left, one right)
- (c) Most, two games ..... 5, Matt Williams, April 25 (3), April 26 (2), 1997  
 Albert Belle, Sept. 18 (2), Sept. 19 (3), 1995  
 Joe Carter, July 18 (2), July 19 (3), 1989  
 Manny Ramirez, Sept. 15 (3), Sept. 16 (2), 1998
- (c) Most, three games ..... 6, Manny Ramirez, Sept. 15 (3),  
 Sept. 16 (2), Sept. 17 (1) 1998
- (c) Most, five games ..... 8, Manny Ramirez, Sept. 15 (3),  
 Sept. 16 (2), Sept. 17 (1), Sept. 19 (2), 1998
- (c) Most consecutive home runs, two games .. 4, Manny Ramirez, Sept. 15, 16, 1998,  
 Willie Kirkland, July 9, 13, 1961
- Most consecutive games with HR ..... 5, Sandy Alomar Jr., April 4-April 8, 1997  
 Larry Doby, June 28-July 4, 1954  
 Al Rosen, June 28-July 3, 1953; Al Rosen, May 15-19, 1954
- Most, designated hitter ..... 31, Andre Thornton, 1982
- Most, three or more in a game, season ..... 2, Joe Carter, June 24, July 19, 1989
- Most, three or more in a game, career ..... 4, Joe Carter, 1989 (2), 1987, 1986
- Most, both sides of the plate, same game ..... 2, Tony Bernazard, July 1, 1986  
 Carlos Baerga, April 8, 1993; Eddie Murray April 21, 1994
- Most, both sides of the plate, same inning ..... 2, Carlos Baerga, April 8, 1993
- Most grand slams, two consecutive games ..... 2, Jim Busby, July 5 & 6, 1956
- Most season (LH) ..... 42, Hal Trosky, 1936
- Most season (RH) ..... 50, Albert Belle, 1995
- Most season (switch hitter) ..... 21, Carlos Baerga, 1993  
 Eddie Murray, 1995
- Most season, rookie ..... 37, Al Rosen, 1950
- Most, home ..... 30, Hal Trosky, 1936
- Most, road ..... 26, Albert Belle, 1996
- Most, one month ..... 17, Albert Belle, September, 1995
- Most, two months ..... 31, Albert Belle, August-September, 1995
- Most grand slams, season ..... 4, Al Rosen, 1951
- Most consecutive pinch-hit home runs ..... 2, Gary Alexander, July 5 & 6, 1980
- Most seasons, 20 or more ..... 7, Larry Doby
- Most consecutive seasons, 20 or more ..... 7, Larry Doby, 1949-55
- Most seasons, 30 or more ..... 5, Albert Belle, 1992-96
- Most consecutive seasons, 30 or more ..... 5, Albert Belle 1992-96
- Home run first plate appearance ..... Earl Averill, April 16, 1929  
 Jay Bell, September 29, 1986
- Most home runs, first two major league games ..... 2, Earl Averill,  
 April 16 & 17, 1929
- Most pinch hit HRs, season ..... 3, Ron Kittle, 1987;  
 Ted Uhlaender, 1970; Fred Whitfield, 1966
- Most by two players, season ..... 86, Albert Belle (48) and Jim Thome (38), 1996
- Doubleheader, hitting HR in each game ..... 4, Earl Averill, Sept. 17, 1930
- Longest game ended by HR ..... 19 innings, Willie Kirkland, June 19, 1963

(C) Ties Major League Record

## ALL-TIME TEAM RECORDS-HOME RUNS

### INDIANS WHO LED AMERICAN LEAGUE IN HOME RUNS

Player	Year	No.	Player	Year	No.
Bobby Roth	1915	7	Larry Doby	1954	32
Al Rosen	1950	37	Rocky Colavito	1959	42*
Larry Doby	1952	32	Albert Belle	1995	50
Al Rosen	1953	43			

\*Tied with Harmon Killebrew

### INDIANS ALL-TIME HOME RUN LEADERS BY POSITION

Pos.	Player	Year	No.	Pos.	Player	Year	No.
C	John Romano	1962	25	DH	Andre Thornton	1982	31
1B	Hal Trosky	1936	42	LF	Albert Belle	1995	50
2B	Joe Gordon	1948	32	CF	Earl Averill	1931, 1932	32
SS	Woodie Held	1959	29	CF	Larry Doby	1952, 1954	32
3B	Al Rosen	1953	43	RF	Manny Ramirez	1998	45

### INDIANS WHO HIT 30 OR MORE HOMERS IN A SEASON

Player	Year	No.	Player	Year	No.
Albert Belle	1995	50	David Justice	1997	33
Albert Belle	1996	48	Andre Thornton	1982	32
Manny Ramirez	1998	45	Larry Doby	1952	32
Al Rosen	1953	43	Larry Doby	1954	32
Hal Trosky	1936	42	Vic Wertz	1956	32
Rocky Colavito	1959	42	Earl Averill	1931	32
Rocky Colavito	1958	41	Earl Averill	1932	32
Jim Thome	1997	40	Hal Trosky	1937	32
Albert Belle	1993	38	Joe Gordon	1948	32
Jim Thome	1996	38	Joe Carter	1987	32
Al Rosen	1950	37	Brook Jacoby	1987	32
Albert Belle	1994	36	Luke Easter	1952	32
Hal Trosky	1934	35	Matt Williams	1997	32
Joe Carter	1989	35	Earl Averill	1934	31
Albert Belle	1992	34	Ken Keltner	1948	31
Andre Thornton	1978	33	Leon Wagner	1964	31
Andre Thornton	1984	33	Manny Ramirez	1995	31
Cory Snyder	1987	33	Rocky Colavito	1966	30
Manny Ramirez	1996	33	Jim Thome	1998	30

### INDIANS WHO HIT FOUR HOMERS IN ONE GAME

Player	Date	City
Rocky Colavito	June 10, 1959	Baltimore

### INDIANS WHO HIT THREE HOMERS IN ONE GAME

Player	Date	City
* Earl Averill	September 17, 1930	Cleveland
* Hal Trosky	May 30, 1934	Cleveland
Hal Trosky	July 5, 1937	St. Louis
* Ken Keltner	May 25, 1939	Boston
Pat Seerey	July 13, 1945	New York
* Larry Doby	August 2, 1950	Cleveland
Bob Avila	June 20, 1951	Boston
Al Rosen	April 29, 1952	Philadelphia
* Bill Glynn	July 5, 1954	Detroit
* Willie Kirkland	July 9, 1961	Cleveland
Tony Horton	May 24, 1970	Cleveland
* George Hendrick	June 19, 1973	Cleveland
Joe Carter	August 29, 1986	Boston
Cory Snyder	May 21, 1987	Cleveland
Joe Carter	May 28, 1987	Boston
* Brook Jacoby	July 3, 1987	Cleveland
* Joe Carter	June 24, 1989	Texas
Joe Carter	July 19, 1989	Minnesota
Albert Belle	September 6, 1992	Cleveland
Carlos Baerga	June 17, 1993	Detroit
* Jim Thome	July 22, 1994	Cleveland
* Albert Belle	September 19, 1995	Chicago
Matt Williams	April 25, 1997	Milwaukee
* Manny Ramirez	September 15, 1998	Cleveland

\*Indicates home runs hit on consecutive times at bat

## HOME FIELD HOMERS

Year	Home Field Homers By Indians	Home Field Homers By Opponents	Total Home Field Homers	Indians Season Total
1947	52	49	101	112
1948	76	41	117	155
1949	62	43	105	112
1950	102	57	159	164
1951	76	42	118	140
1952	71	43	114	148
1953	91	47	138	160
1954	78	57	135	156
1955	84	58	142	148
1956	71	61	132	153
1957	71	74	145	140
1958	72	59	131	161
1959	84	74	158	167
1960	62	84	146	127
1961	74	98	172	150
1962	103	89	192	180
1963	88	87	175	169
1964	84	82	166	164
1965	90	58	148	156
1966	82	65	147	155
1967	76	69	145	131
1968	36	56	92	75
1969	56	60	116	119
1970	133 (a)	103	236	183
1971	62	99	161	109
1972	59	76	135	91
1973	92	100	192	158
1974	72	92	164	131
1975	79	85	164	153
1976	40	43	83	85
1977	54	66	120	100
1978	50	37	87	106
1979	87	72	159	138
1980	54	67	121	89
1981	19	33	52	39
1982	49	64	113	109
1983	48	71	119	86
1984	65	73	138	123
1985	52	76	128	116
1986	80	80	160	157
1987	94	118	212	187
1988	62	52	114	134
1989	56	51	107	127
1990	52	86	138	110
1991	22	41	63	79
1992	62	94	156	127
1993	69	83	152	141
1994 (c)	87	44	131	167
1995	99	60	159	207
1996	102	75	177	218
1997	96	89	185	220 (b)
1998	104	83	187	198

*(a) Major League record, (b) Cleveland record, (c) 1st year at Jacobs Field*

### INDIANS ALL-TIME RBI LEADERS BY POSITION

Pos.	Player	Year	No.	Pos.	Player	Year	No.
C	Sandy Alomar	1997	83	LF	Albert Belle	1996	142
1B	Hal Trosky	1936	162	CF	Earl Averill	1931	143
2B	Joe Gordon	1948	124	RF	Manny Ramirez	1998	143
SS	Joe Sewell	1923	109	DH	Andre Thornton	1982	109
3B	Al Rosen	1953	145				

### FOUR STRAIGHT HOME RUNS IN ONE INNING

July 31, 1963 vs. California Angels

Woodie Held

Pedro Ramos

Tito Francona

Larry Brown

# INDIANS WHO HIT .300 OR BETTER

(Minimum 400 plate appearances)

PLAYER	YEAR	AVG	PLAYER	YEAR	AVG
Joe Jackson	1911	.408	Vic Power	1958	.317
Joe Jackson	1912	.395	Mike Hargrove	1981	.317
Tris Speaker	1925	.389	Kenny Lofton	1996	.317
Tris Speaker	1920	.388	Elmer Smith	1920	.316
Tris Speaker	1916	.386	Joe Sewell	1924	.316
Nap Lajoie	1910	.384	Odell Hale	1936	.316
Nap Lajoie	1904	.381	Joe Sewell	1927	.316
Charles Hickman	1902	.380	Dale Mitchell	1947	.316
Tris Speaker	1923	.380	Bill Bradley	1903	.315
Tris Speaker	1922	.378	Joe Sewell	1929	.315
Earl Averill	1936	.378	Frank Pytlak	1937	.315
Joe Jackson	1913	.373	Earl Averill	1932	.314
Lew Fonseca	1929	.369	Carlos Baerga	1994	.314
Nap Lajoie	1912	.368	Carlos Baerga	1995	.314
Tito Francona	1959	.363	Jim Thome	1995	.314
Tris Speaker	1921	.362	Earl Averill	1934	.313
Charles Jamieson	1924	.359	Carlos Baerga	1992	.312
George Burns	1926	.358	Dick Porter	1931	.312
Albert Belle	1994	.357	Joe Vosmik	1932	.312
Nap Lajoie	1903	.355	Elmer Flick	1906	.311
Nap Lajoie	1906	.355	Steve O'Neill	1922	.311
Lou Boudreau	1948	.355	Lew Fonseca	1927	.311
Johnny Hodapp	1930	.354	Brett Butler	1985	.311
Joe Sewell	1923	.353	Albert Belle	1996	.311
Eddie Morgan	1931	.351	Jim Thome	1996	.311
Dick Porter	1930	.350	Larry Gardner	1920	.310
Eddie Morgan	1930	.349	Charles Jamieson	1921	.310
Kenny Lofton	1994	.349	Goerge Burns	1924	.310
Joe Vosmik	1935	.348	Rico Carty	1976	.310
Charles Jamieson	1923	.345	Kenny Lofton	1995	.310
Tris Speaker	1924	.344	Ollie Pickering	1901	.309
Hal Trosky	1936	.343	Charles Jamieson	1927	.309
Jeff Heath	1938	.343	Bibb Falk	1929	.309
Joe Vosmik	1934	.341	Manny Ramirez	1996	.309
Bobby Avila	1954	.341	Homer Summa	1926	.308
Miguel Dilone	1980	.341	Dick Porter	1932	.308
Bill Bradley	1902	.340	Frank Pytlak	1938	.308
Jeff Heath	1941	.340	Dale Mitchell	1950	.308
Earl Averill	1930	.339	Harvey Kuenn	1960	.308
Joe Jackson	1914	.338	Manny Ramirez	1995	.308
George Burns	1925	.336	Charles Jamieson	1928	.307
Joe Sewell	1925	.336	Ray Fosse	1970	.307
Dale Mitchell	1948	.336	Pat Tabler	1987	.307
Al Rosen	1953	.336	Elmer Flick	1904	.306
Nap Lajoie	1913	.335	Elmer Flick	1905	.306
Hal Trosky	1939	.335	Lou Boudreau	1947	.306
Hal Trosky	1938	.334	Al Smith	1955	.306
Earl Averill	1931	.333	Julio Franco	1986	.306
Earl Averill	1929	.330	John McKinnis	1922	.305
Charles Hickman	1903	.330	Jeff Heath	1945	.305
Earl Averill	1938	.330	Joe Birmingham	1911	.304
Hal Trosky	1934	.330	Joe Harris	1917	.304
David Justice	1997	.329	Tris Speaker	1926	.304
Homer Summa	1923	.328	Odell Hale	1935	.304
Manny Ramirez	1997	.328	Bobby Avila	1951	.304
Lou Boudreau	1944	.327	Bruce Bochte	1977	.304
Larry Doby	1950	.326	Mike Hargrove	1980	.304
Ken Keltner	1939	.325	Toby Harrah	1982	.304
Mike Hargrove	1979	.325	George Vukovich	1984	.304
Kenny Lofton	1993	.325	George LaChance	1901	.303
Nap Lajoie	1909	.324	Ray Chapman	1920	.303
Joe Sewell	1926	.324	Ray Weatherly	1940	.303
Sandy Alomar	1997	.324	Julio Franco	1988	.303
Joe Sewell	1928	.323	Rocky Colavito	1958	.303
John Hodapp	1928	.323	Elmer Flick	1907	.302
Julius Solters	1937	.323	Ray Chapman	1917	.302
Charles Jamieson	1922	.323	Odell Hale	1934	.302
Dale Mitchell	1952	.323	Al Rosen	1952	.302
Eddie Murray	1995	.323	Minnie Minoso	1959	.302
Jimmy Piersal	1961	.322	Joe Carter	1986	.302
Julio Franco	1996	.322	Charles Jamieson	1930	.301
Carlos Baerga	1993	.321	Earl Averill	1933	.301
Gene Woodling	1951	.321	Bruce Campbell	1937	.301
Bill Congalton	1906	.320	Hank Edwards	1946	.301
Steve O'Neill	1920	.320	Larry Doby	1948	.301
Steve O'Neill	1921	.320	Ray Boone	1950	.301
Joe Vosmik	1931	.320	Russ Nixon	1958	.301
Chalmer Cissell	1932	.320	Tito Francona	1961	.301
Charles Jamieson	1920	.319	Tony Bernazard	1986	.301
Larry Gardner	1921	.319	Vic Davalillo	1965	.301
George Burns	1927	.319	Bill Bradley	1904	.300
Julio Franco	1987	.319	Ray Chapman	1919	.300
Tris Speaker	1918	.318	Larry Gardner	1919	.300
Joe Sewell	1921	.318	Bobby Avila	1952	.300
Ron Hassey	1980	.318	Dale Mitchell	1953	.300
Albert Belle	1995	.317	Al Rosen	1954	.300
William Knickerbocker	1934	.317	Brook Jacoby	1987	.300
Dale Mitchell	1949	.317			

## INDIANS WITH 100+ RBI IN A SEASON

PLAYER	YEAR	NO.	PLAYER	YEAR	NO.
Hal Trosky	1936	162	Joe Vosmik	1935	110
Albert Belle	1996	148	Hal Trosky	1938	110
Manny Ramirez	1998	145	Joe Sewell	1923	109
Al Rosen	1953	145	Julius Solters	1937	109
Earl Averill	1931	143	Rocky Colavito	1965	108
Hal Trosky	1934	142	Tris Speaker	1920	107
Eddie Morgan	1930	136	Luke Easter	1950	107
Tris Speaker	1923	130	Manny Ramirez	1995	107
Albert Belle	1993	129	Lou Boudreau	1948	106
Hal Trosky	1937	128	Vic Wertz	1956	106
Earl Averill	1936	126	Joe Carter	1987	106
Albert Belle	1995	126	Al Rosen	1952	105
Larry Doby	1954	126	Vic Wertz	1957	105
Earl Averill	1932	124	Andre Thornton	1978	105
Joe Gordon	1948	124	Joe Carter	1989	105
Jeff Heath	1941	123	Carlos Baerga	1992	105
Johnny Hodapp	1930	121	Matt Williams	1997	105
Joe Carter	1986	121	Joe Sewell	1924	104
Earl Averill	1930	119	Hal Trosky	1939	104
Ken Keltner	1948	119	Larry Doby	1952	104
Larry Gardner	1920	118	Elmer Smith	1920	103
Joe Vosmik	1931	117	Lew Fonseca	1929	103
Al Rosen	1950	116	Luke Easter	1951	103
Andre Thornton	1982	116	Nap Lajoie	1904	102
Jim Thome	1996	116	Larry Doby	1950	102
Larry Gardner	1921	115	Al Rosen	1951	102
George Burns	1926	114	Jim Thome	1997	102
Carlos Baerga	1993	114	Larry Doby	1953	102
Earl Averill	1934	113	Al Rosen	1954	102
Hal Trosky	1935	113	Odell Hale	1934	101
Ken Keltner	1938	113	Odell Hale	1935	101
Rocky Colavito	1958	113	Lou Boudreau	1940	101
Jeff Heath	1938	112	Albert Belle	1994	101
Albert Belle	1992	112	David Justice	1997	101
Manny Ramirez	1996	112	Leon Wagner	1964	100
Rocky Colavito	1959	111			

## INDIANS WITH 200+ HITS IN A SEASON

PLAYER	YEAR	NO.	PLAYER	YEAR	NO.
Joe Jackson	1911	233	Tris Speaker	1916	211
Earl Averill	1936	232	Kenny Lofton	1996	210
Nap Lajoie	1910	227	Lew Fonseca	1929	209
Joe Jackson	1912	226	Earl Averill	1931	209
John Hodapp	1930	225	Hal Trosky	1936	206
Charlie Jamieson	1923	222	Carlos Baerga	1992	205
Tris Speaker	1923	218	Joe Sewell	1925	204
George Burns	1916	216	Ed Morgan	1930	204
Joe Vosmik	1935	216	Dale Mitchell	1948	204
Hal Trosky	1936	216	Dale Mitchell	1949	203
Nap Lajoie	1906	214	Al Rosen	1953	201
Tris Speaker	1920	214	Joe Carter	1986	200
Charlie Jamieson	1924	213	Carlos Baerga	1993	200
Nap Lajoie	1904	211			

## TOP ALL-TIME TRIBE HITTING STREAKS

PLAYER	YEAR	NO. OF GAMES	PLAYER	YEAR	NO. OF GAMES
Nap LaJoie	1906	31	Al Smith	1956	22
Sandy Alomar	1997	30	John Romano	1961	22
Bill Bradley	1902	29	Julio Franco	1988	22
Joe Jackson	1911	28	Nap Lajoie	1904	21
Hal Trosky	1936	28	Odell Hale	1936	21
Dale Mitchell	1953	27	Dale Mitchell	1948	21
Harry Bay	1902	26	Larry Doby	1951	21
Matt Williams	1997	24	Dale Mitchell	1953	21
Charlie Jamieson	1923	23	Albert Belle	1996	21
Tris Speaker	1923	23	Joe Carter	1986	21
Dale Mitchell	1951	23	Julio Franco	1988	21
Ray Fosse	1970	23	Earl Averill	1936	20
Mike Hargrove	1980	23	Roy Weatherly	1936	20
John Hodapp	1929	22	Joe Vosmik	1936	20
Dale Mitchell	1947	22	Al Rosen	1953	20
			Vic Power	1960	20

## INDIANS ALL-TIME TOP TEN IN PITCHING

### ERA\*

Joss .....	1.89
Rhoads .....	2.39
Bernhard .....	2.45
Moore .....	2.58
G. Perry .....	2.71
Coveleski .....	2.80
Tiant .....	2.84
W. Mitchell .....	2.89
McDowell .....	2.99
Bagby .....	3.02

### SAVES

D. Jones .....	129
Mesa .....	104
<b>Jackson</b> .....	<b>55</b>
Narleski .....	53
Olin .....	48
Kern .....	46
Monge .....	46
Bell .....	45
Camacho .....	44
LaRoche .....	42

### SHUTOUTS

Joss .....	45
Feller .....	44
Coveleski .....	31
Lemon .....	31
Garcia .....	27
Harder .....	25
Wynn .....	24
McDowell .....	22
Tiant .....	21
Morton .....	19
Rhoads .....	19

### INNINGS

Feller .....	3827
Harder .....	3426
Lemon .....	2850
Hudlin .....	2558
Coveleski .....	2502
Joss .....	2327
Wynn .....	2287
Uhle .....	2200
Garcia .....	2138
McDowell .....	2109

### GAMES

Harder .....	582
Feller .....	570
Hudlin .....	475
Lemon .....	460
G. Bell .....	419
Garcia .....	397
Plunk .....	373
Coveleski .....	360
Uhle .....	357
Wynn .....	343

### LOSSES

Harder .....	186
Feller .....	162
Hudlin .....	151
Lemon .....	128
Coveleski .....	123
Uhle .....	119
McDowell .....	109
Wynn .....	102
Joss .....	97
Garcia .....	96

### BASE ON BALLS

Feller .....	1764
Lemon .....	1251
Harder .....	1118
McDowell .....	1072
Wynn .....	877
Hudlin .....	832
Uhle .....	709
Garcia .....	696
G. Bell .....	670
Coveleski .....	616

### WINNING PCT. \*

Joss .....	623
Ferrell .....	622
Feller .....	621
Wynn .....	621
Lemon .....	618
Garcia .....	597
Bagby .....	589
Coveleski .....	583
<b>Nagy</b> .....	<b>581</b>
Rhoads .....	571

### WINS

Feller .....	266
Harder .....	223
Lemon .....	207
Coveleski .....	172
Wynn .....	164
Joss .....	160
Hudlin .....	157
Uhle .....	147
Garcia .....	142
Bagby, Sr. ....	122
McDowell .....	122

### STRIKEOUTS

Feller .....	2581
McDowell .....	2159
Lemon .....	1277
Wynn .....	1277
Harder .....	1161
G. Bell .....	1104
Garcia .....	1095
Tiant .....	1041
<b>Nagy</b> .....	<b>1017</b>
Joss .....	920

\*Based on 1,000 or more innings

# YEAR-BY-YEAR STATISTICS

## PITCHING AND DEFENSE

YEAR	ERA	RUNS	CG	SHO	SV	BB	SO	E	DP	FLD%
1901	4.12	831	122	7	@4	@464	334	329	99	.942
1902	3.28	667	116	@16	3	@411	361	287	96	.950
1903	2.73	579	@125	@20	1	*271	521	322	@99	.946
1904	2.22	482	*141	20	0	285	627	255	86	.959
1905	2.85	587	@140	16	0	334	555	229	84	.963
1906	@2.09	482	@133	*27	4	365	530	@217	@111	@.967
1907	2.26	525	127	20	5	362	513	264	@137	.960
1908	@*2.02	457	108	18	5	328	548	257	95	.962
1909	2.40	532	110	15	3	348	568	278	@110	.957
1910	2.88	657	92	13	5	488	617	248	112	.964
1911	3.36	712	93	6	6	@552	675	302	@108	.954
1912	3.30	681	94	7	7	523	622	287	124	.954
1913	2.54	536	93	18	5	502	689	242	124	.962
1914	3.21	709	69	9	3	@666	688	300	@119	.953
1915	3.13	670	62	11	10	518	610	280	82	.957
1916	2.90	602	65	9	16	467	537	232	130	.965
1917	2.52	543	73	20	@22	438	451	242	136	.964
1918	2.64	*447	78	5	@13	343	364	207	82	.962
1919	2.94	537	80	10	@10	362	432	201	102	.965
1920	3.41	642	94	11	7	401	466	184	124	.971
1921	3.90	712	81	@11	14	@431	475	204	124	.967
1922	4.59	817	76	@14	7	464	489	202	147	.968
1923	3.91	746	77	@10	11	465	407	226	143	.964
1924	4.40	814	@87	7	7	503	315	205	130	.967
1925	4.49	817	@93	6	9	493	345	210	146	.967
1926	3.40	612	@96	@11	4	450	381	173	153	.972
1927	4.27	766	72	5	8	508	366	201	146	.968
1928	4.47	830	71	4	15	511	416	221	@187	.965
1929	4.05	736	80	8	10	488	389	198	@162	.968
1930	4.88	915	68	5	14	528	442	237	156	.962
1931	4.63	833	76	6	9	561	470	232	143	.963
1932	4.12	747	94	6	8	446	439	191	129	.969
1933	@3.71	669	@74	@12	7	465	437	156	127	.974
1934	4.28	763	72	8	19	582	554	172	164	.972
1935	4.15	739	67	12	@21	457	498	177	147	.972
1936	4.83	862	74	6	12	607	619	178	154	.971
1937	4.39	768	64	4	15	566	630	159	153	.974
1938	4.60	782	68	5	@17	681	@717	151	145	.974
1939	4.08	700	69	10	13	602	614	180	148	.970
1940	@3.63	637	72	@13	22	512	686	@149	164	@.975
1941	3.90	668	68	10	19	660	617	@142	158	@.976
1942	3.59	659	61	12	11	560	448	163	175	.974
1943	3.15	577	64	14	20	@606	585	157	@183	.975
1944	3.65	677	48	7	@18	621	524	165	@192	@.974
1945	3.31	548	76	14	12	501	497	@126	149	@.977
1946	3.62	638	63	16	13	@649	789	147	147	.975
1947	3.44	588	55	13	@29	628	590	@104	178	@*.983
1948	@3.22	568	66	@26	@30	625	593	114	183	@.982
1949	@3.36	574	65	10	19	611	594	@103	192	@*.983
1950	@3.75	654	69	11	16	647	674	129	160	.978
1951	@3.38	594	@76	10	19	577	642	@134	151	.978
1952	3.32	606	@80	19	18	556	671	155	141	.975
1953	3.64	627	@81	11	15	519	586	127	@*197	.979
1954	@2.78	504	@77	12	36	486	678	128	148	.979
1955	3.39	601	45	15	@36	558	@877	@108	152	@.981
1956	@3.32	581	@67	@17	24	564	@845	129	130	.978
1957	4.06	722	46	7	23	@618	807	153	154	.974
1958	3.73	635	51	2	20	@604	766	152	171	.974
1959	3.75	646	@58	7	23	@635	799	127	138	.978
1960	3.95	693	32	10	30	@636	771	128	165	.978

\* Team Record, # American League Record, @ Led League

YEAR-BY-YEAR PITCHING AND DEFENSE (continued)

YEAR	ERA	RUNS	CG	SHO	SV	BB	SO	E	DP	FLD%
1961	4.15	752	35	12	23	599	801	139	142	.977
1962	4.14	745	45	12	31	594	780	139	168	.978
1963	3.79	702	40	14	25	478	@1018	143	129	.977
1964	3.75	693	37	16	37	565	@1162	118	149	.981
1965	3.30	613	41	13	41	500	@1156	@114	127	@.981
1966	3.23	586	49	15	28	489	@1111	138	132	.978
1967	3.25	613	49	14	27	559	@#1189	116	138	.981
1968	@2.66	504	48	@23	32	@540	@1157	127	130	.979
1969	3.94	717	35	7	22	681	1000	145	153	.976
1970	3.91	675	34	8	35	@689	@1076	133	168	.979
1971	4.28	747	21	7	32	@770	937	116	159	.981
1972	2.92	519	47	13	24	534	846	116	157	.981
1973	4.58	826	55	9	21	602	883	139	174	.978
1974	3.80	694	45	9	27	479	650	146	157	.977
1975	3.84	703	37	6	32	599	800	134	156	.978
1976	3.47	615	30	@17	@46	533	928	121	159	.980
1977	4.10	739	45	8	30	550	876	130	145	.979
1978	3.97	694	36	6	28	568	739	123	142	.980
1979	4.57	805	28	7	32	570	781	134	149	.978
1980	4.68	807	35	8	32	552	843	105	143	*.983
1981	3.88	442	33	10	13	311	569	87	91	.978
1982	4.11	748	31	9	30	589	882	123	129	.980
1983	4.43	785	34	8	25	529	794	122	174	.980
1984	4.26	766	21	7	35	545	803	146	163	.977
1985	4.91	861	24	7	28	547	702	141	161	.977
1986	4.58	841	31	7	34	605	744	157	148	.975
1987	5.28	957	24	8	25	606	849	153	128	.975
1988	4.16	731	35	10	46	442	812	124	131	.980
1989	3.65	654	23	13	38	452	844	118	126	.981
1990	4.26	737	12	10	47	518	860	117	146	.981
1991	4.23	759	22	8	33	441	862	149	150	.976
1992	4.11	746	13	7	46	566	890	141	@176	.978
1993	4.58	813	7	8	45	591	888	148	@174	.976
1994	4.36	562	@17	5	21	404	666	90	119	.980
1995	@3.83	607	10	@10	*@50	445	926	*101	142	.982
1996	@4.34	769	13	@9	46	484	1033	124	156	.980
1997	4.73	815	4	3	39	575	1036	106	159	*.983
1998	4.44	779	9	4	47	563	1037	110	146	.982

\* Team Record, # American League Record, @ Led League

**ALL-TIME SAVE LEADERS**

The Save rule compiling Major League pitching statistics became official during the 1969 season. Since that time, Lee Smith has recorded 478 saves and is recognized as the all-time leader. Here is a list of the all-time leaders since 1969.

PITCHER	SAVES	PITCHER	SAVES
Smith, Lee	478	BECK, ROD	250
FRANCO, JOHN	397	Quisenberry, Dan	244
Eckersley, Dennis	390	Lyle, Sparky	222
Reardon, Jeff	367	Garber, Gene	218
MYERS, RANDY	347	Smith, Dave	216
Fingers, Rollie	341	OLSON, GREGG	203
Henke, Tom	311	Thigpen, Bobby	201
Gossage, Rich	310	Henneman, Mike	193
Sutter, Bruce	300	Williams, Mitch	192
MONTGOMERY, JEFF	292	HERNANDEZ, ROBERTO	191
JONES, DOUG	291	HOFFMAN, TREVOR	188
AGUILIERA, RICK	275	Russell, Jeff	186
Worrell, Todd	256	Bedrosian, Steve	184
WETTELAND, JOHN	253	Tekulve, Kent	184
Righetti, Dave	252	McGraw, Tug	179

ALL CAPS = Active In 1998

## TEAM LEADERS 1901-1950

	SAVES*	INNINGS PITCHED	
1901	.....	Dowling .....	256
1902	.....	Moore .....	293
1903	.....	Joss .....	293
1904	.....	Bernhard .....	321
1905	.....	Joss .....	286
1906	.....	Hess .....	334
1907	.....	Joss .....	339
1908	.....	Joss .....	325
1909	.....	Young .....	267 (a)
1910	.....	Falkenberg .....	257
<hr/>			
1911	.....	Gregg .....	244
1912	.....	Gregg .....	271
1913	.....	Gregg .....	286
1914	.....	Mitchell .....	257
1915	.....	Morton .....	240
1916	.....	Bagby .....	279
1917	.....	Bagby .....	321
1918	.....	Coveleski .....	311
1919	.....	Coveleski .....	296
1920	.....	Bagby .....	340 (a)
<hr/>			
1921	.....	Coveleski .....	316
1922	.....	Uhle .....	287
1923	.....	Uhle .....	358 (a)
1924	.....	Shaute .....	283
1925	.....	Smith .....	237
1926	.....	Uhle .....	318 (a)
1927	.....	Hudlin .....	265
1928	.....	Shaute .....	254
1929	.....	Hudlin .....	280
1930	.....	Ferrell .....	297
<hr/>			
1931	.....	Ferrell .....	276
1932	.....	Ferrell .....	288
1933	.....	Harder .....	253
1934	.....	Harder .....	255
1935	.....	Harder .....	287
1936	.....	Allen .....	243
1937	.....	Harder .....	234
1938	.....	Feller .....	278
1939	.....	Feller .....	297 (a)
1940	.....	Feller .....	320 (a)
<hr/>			
1941	.....	Feller .....	343 (a)
1942	.....	Bagby .....	271
1943	.....	Bagby .....	273 (a)
1944	.....	Gromek .....	204
1945	.....	Gromek .....	251
1946	.....	Feller .....	371 (a)
1947	.....	Feller .....	299 (a)
1948	.....	Lemon .....	294 (a)
1949	.....	Lemon .....	280
1950	.....	Lemon .....	288 (a)

\*Saves did not become an official record until 1969.

(a) Tied American League

## TEAM LEADERS 1951-1998

SAVES*		INNINGS PITCHED	
1951	.....	Wynn	..... 274(a)
1952	.....	Lemon	..... 310(a)
1953	.....	Lemon	..... 287(a)
1954	.....	Wynn	..... 271(a)
1955	.....	Wynn	..... 230
1956	.....	Wynn	..... 278
1957	.....	Wynn	..... 263
1958	.....	McLish	..... 226
1959	.....	McLish	..... 235
1960	.....	J. Perry	..... 261
<hr/>			
1961	.....	Grant	..... 245
1962	.....	Donovan	..... 251
1963	.....	Grant	..... 229
1964	.....	Kralick	..... 191
1965	.....	McDowell	..... 273
1966	.....	Bell	..... 254
1967	.....	McDowell	..... 236
1968	.....	McDowell	..... 269
1969	Williams ..... 12	McDowell	..... 285
1970	Higgins ..... 11	McDowell	..... 305(g)
<hr/>			
1971	Hennigan ..... 14	McDowell	..... 215
1972	Mingori ..... 10	G. Perry	..... 343
1973	Hilgendorf ..... 6	G. Perry	..... 344
1974	Buskey ..... 17	G. Perry	..... 322
1975	LaRoche ..... 17	Eckersley	..... 187
1976	LaRoche ..... 21	Dobson	..... 217
1977	Kern ..... 18	Garland	..... 283
1978	Kern ..... 13	Waits	..... 230
1979	Monge ..... 19	Wise	..... 232
1980	Monge ..... 14	Barker	..... 246
<hr/>			
1981	Spillner ..... 7	Blyleven	..... 159
1982	Spillner ..... 21	Barker	..... 244.2
1983	Spillner ..... 8	Sutcliffe	..... 243.1
1984	Camacho ..... 23	Blyleven	..... 245.0
1985	Waddell ..... 9	Heaton	..... 207.2
1986	Camacho ..... 20	Candiotti	..... 252.1
1987	Jones ..... 8	Candiotti	..... 201.2
1988	Jones ..... 37	Swindell	..... 242.0
1989	Jones ..... 32	Black	..... 222.1
1990	Jones ..... 43	Swindell	..... 214.2
<hr/>			
1991	Olin ..... 17	Swindell	..... 238.0
1992	Olin ..... 29	Nagy	..... 252.0
1993	Plunk ..... 15	Mesa	..... 208.2
1994	Russell ..... 5	Martinez	..... 176.2
	Shuey ..... 5		
1995	Mesa ..... 46(a)	Martinez	..... 187.0
1996	Mesa ..... 39	Nagy	..... 222.0
1997	Mesa ..... 16	Nagy	..... 227.0
1998	Jackson ..... 40	Nagy	..... 210.1

\*Saves did not become an official record until 1969.

(a) Tied American League, (g) Tied with Palmer of Baltimore

## TEAM LEADERS 1901-1950

	WINS		ERA
1901	Moore ..... 16-14	Moore .....	2.90
1902	Bernhard ..... 17- 5	Bernhard .....	2.20
	Joss ..... 17-13		
	Moore ..... 17-17		
1903	Moore ..... 19- 9	Moore .....	1.77
1904	Bernhard ..... 23-13	Joss .....	1.59(a)
1905	Joss ..... 20-12	Joss .....	2.00
1906	Rhoads ..... 22-10	Joss .....	1.72
1907	Joss (c) ..... 27-11(a)	Joss .....	1.83
1908	Joss ..... 24-11	Joss .....	1.16(a)
1909	Young ..... 19-15	Joss .....	1.71
1910	Falkenberg ..... 14-13	Young .....	2.53
1911	Gregg ..... 23- 7	Gregg .....	1.81
1912	Gregg ..... 20-13	Gregg .....	2.59
1913	Falkenberg ..... 23-10	Mitchell .....	1.74
1914	Mitchell ..... 12-17	Steen .....	2.60
1915	Morton ..... 16-15	Morton .....	2.14
1916	Bagby ..... 16-16	Bagby .....	2.55
1917	Bagby ..... 23-13	Coveleski .....	1.81
1918	Coveleski ..... 22-13	Coveleski .....	1.82
1919	Coveleski ..... 24-12	Coveleski .....	2.52
1920	Bagby ..... 31-12(a)	Coveleski .....	2.49
1921	Coveleski ..... 23-13	Coveleski .....	3.36
1922	Uhle ..... 22-16	Coveleski .....	3.32
1923	Uhle ..... 26-16(a)	Coveleski .....	2.76(a)
1924	Shaute ..... 20-17	Smith .....	3.02
1925	Buckeye ..... 13- 8	Miller .....	3.31
	Uhle ..... 13-11		
1926	Uhle ..... 27-11(a)	Uhle .....	2.83
1927	Hudlin ..... 18-12	Miller .....	3.21
1928	Hudlin ..... 14-14	Shaute .....	4.04
1929	Ferrell ..... 21-10	Hudlin .....	3.34
1930	Ferrell ..... 25-13	Ferrell .....	3.31
1931	Ferrell ..... 22-12	Ferrell .....	3.75
1932	Ferrell ..... 23-13	Ferrell .....	3.66
1933	Hildebrand ..... 16-11	Pearson .....	2.33(a)
1934	Harder ..... 20-12	Harder .....	2.61
1935	Harder ..... 22-11	Harder .....	3.29
1936	Allen ..... 20-10	Allen .....	3.44
1937	Allen ..... 15- 1(a)	Allen .....	2.55
	Harder ..... 15-12		
1938	Harder ..... 17-10	Harder .....	3.83
	Feller ..... 17-11		
1939	Feller ..... 24- 9	Feller .....	2.85
1940	Feller ..... 27-11	Feller .....	2.61(a)
1941	Feller ..... 25-13	Feller .....	3.15
1942	Bagby ..... 17- 9	Bagby .....	2.96
1943	Smith ..... 17- 7	Smith .....	2.55
	Bagby ..... 17-14		
1944	Harder ..... 12-10	Gromek .....	2.56
1945	Gromek ..... 19- 9	Gromek .....	2.55
1946	Feller ..... 26-15	Feller .....	2.18
1947	Feller ..... 20-11(a)	Feller .....	2.68
1948	Bearden ..... 20- 7	Bearden .....	2.43(a)
	Lemon ..... 20-14		
1949	Lemon ..... 22-10	Garcia .....	2.36(a)
1950	Lemon ..... 23-11	Wynn .....	3.20(a)

(a) Led American League, (c) Tied with White of Chicago

## TEAM LEADERS 1951-1998

WINS		ERA	
1951	Feller ..... 22- 8(a)	Wynn ..... 3.02	
1952	Wynn ..... 23-12	Garcia ..... 2.37	
1953	Lemon ..... 21-15	Garcia ..... 3.24	
1954	Lemon ..... 23- 7(a)	Garcia ..... 2.64(a)	
	Wynn ..... 23-11		
1955	Lemon ..... 18-10	Wynn ..... 2.82	
1956	Score ..... 20- 9	Score ..... 2.53	
	Wynn ..... 20- 9		
	Lemon ..... 20-14		
1957	Wynn ..... 14-17	Garcia ..... 3.75	
1958	McLish ..... 16- 8	McLish ..... 2.99	
1959	McLish ..... 19- 8	J. Perry ..... 2.65	
1960	J. Perry (b) ..... 18-10(a)	J. Perry ..... 3.62	
1961	Grant ..... 15- 9	Grant ..... 3.86	
1962	Donovan ..... 20-10	Donovan ..... 3.59	
1963	Kralick ..... 13- 9	Kralick ..... 2.92	
	Grant ..... 13-14		
1964	Kralick ..... 12- 7	McDowell ..... 2.70	
1965	McDowell ..... 17-11	McDowell ..... 2.18(a)	
1966	Siebert ..... 16- 8	Hargan ..... 2.48	
1967	Hargan ..... 14-13	Siebert ..... 2.38	
1968	Tiant ..... 21- 9	Tiant ..... 1.60(a)	
1969	McDowell ..... 18-14	McDowell ..... 2.94	
1970	McDowell ..... 20-12	McDowell ..... 2.92	
1971	McDowell ..... 13-17	Lamb ..... 3.36	
1972	G. Perry ..... 24-16	G. Perry ..... 1.92	
1973	G. Perry ..... 19-19	Hilgendorf ..... 3.14	
1974	G. Perry ..... 21-13	G. Perry ..... 2.52	
1975	Peterson ..... 14- 8	LaRoche ..... 2.19	
1976	Dobson ..... 16-12	LaRoche ..... 2.25	
1977	Eckersley ..... 14-13	Hood ..... 3.00	
1978	Waits ..... 13-15	Monge ..... 2.76	
1979	Waits ..... 16-13	Monge ..... 2.40	
1980	Barker ..... 19-12	Cruz ..... 3.45	
1981	Blyleven ..... 11- 7	Blyleven ..... 2.88	
1982	Barker ..... 15-11	Sutcliffe ..... 2.96(a)	
1983	Sutcliffe ..... 17-11	Sorensen ..... 4.24	
1984	Blyleven ..... 19- 7	Blyleven ..... 2.87	
1985	Heaton ..... 9-17	Blyleven ..... 3.26	
	Blyleven ..... 9-11		
1986	Candiotti ..... 16-12	Candiotti ..... 3.57	
1987	Bailes ..... 7- 8	Jones ..... 3.15	
	Niekro ..... 7-11		
	Candiotti ..... 7-18		
1988	Swindell ..... 18-14	Swindell ..... 3.20	
1989	Swindell ..... 13-6	Orosco ..... 2.08	
	Candiotti ..... 13-10		
1990	Candiotti ..... 15-11	Jones ..... 2.56	
1991	Nagy ..... 10-15	Olin ..... 3.36	
		Shaw ..... 3.36	
1992	Nagy ..... 17-10	Nagy ..... 2.96	
1993	Mesa ..... 10-12	Lilliquist ..... 2.25	
1994	Clark ..... 11-3	Plunk ..... 2.54	
	Martinez ..... 11-6		
1995	Hershiser ..... 16-6	Mesa ..... 1.13	
	Nagy ..... 16-6		
1996	Nagy ..... 17-5	Plunk ..... 2.43	
1997	Nagy ..... 15-11	Mesa ..... 2.40	
1998	Burba, Nagy ..... 15-10	Jackson ..... 1.55	

(a) Led American League, (b) Tied with Estrada of Baltimore,

## TEAM LEADERS 1901-1950

	STRIKEOUTS	COMPLETE GAMES
1901	Moore, Dowling.....99	Moore, Dowling ..... 28
1902	Joss ..... 106	Moore ..... 29
1903	Moore ..... 142	Joss ..... 32
1904	Moore ..... 139	Bernhard ..... 35
1905	Joss ..... 132	Joss ..... 31
1906	Hess ..... 167	Hess ..... 33
1907	Joss ..... 127	Joss ..... 34
1908	Joss ..... 232	Joss ..... 29
1909	Berger ..... 162	Young ..... 30
1910	Falkenberg ..... 107	Falkenberg ..... 18
1911	Krapp ..... 130	Gregg ..... 22
1912	Gregg ..... 184	Gregg ..... 26
1913	Falkenberg, Gregg ..... 166	Falkenberg, Gregg ..... 23
1914	Mitchell ..... 179	Mitchell ..... 16
1915	Mitchell ..... 149	Morton ..... 15
1916	Bagby, Morton ..... 88	Bagby ..... 14
1917	Coveleski ..... 133	Bagby ..... 26
1918	Morton ..... 123	Coveleski ..... 25
1919	Coveleski ..... 118	Coveleski ..... 24
1920	Coveleski ..... 133(a)	Bagby ..... 30(a)
1921	Coveleski ..... 99	Coveleski ..... 29
1922	Morton ..... 102	Uhle ..... 23
1923	Uhle ..... 109	Uhle ..... 29(a)
1924	Shaute ..... 68	Shaute ..... 21
1925	Uhle ..... 68	Smith ..... 22(a)
1926	Uhle ..... 159	Uhle ..... 32(a)
1927	Uhle ..... 69	Hudlin ..... 18
1928	Shaute ..... 81	Shuate ..... 21
1929	Ferrell ..... 100	Hudlin ..... 22
1930	Ferrell ..... 143	Ferrell ..... 25
1931	Ferrell ..... 123	Ferrell ..... 27(a)
1932	Ferrell ..... 105	Ferrell ..... 26
1933	Hildebrand ..... 90	Ferrell ..... 16
1934	Pearson ..... 140	Pearson ..... 19
1935	Harder ..... 95	Harder ..... 17
1936	Allen ..... 165	Allen ..... 19
1937	Feller ..... 150	Allen ..... 14
1938	Feller ..... 240(a)	Feller ..... 20(a)
1939	Feller ..... 246(a)	Feller ..... 24(a)
1940	Feller ..... 261(a)	Feller ..... 31
1941	Feller ..... 260(a)	Feller ..... 28
1942	Harder ..... 74	Bagby ..... 16
1943	Reynolds ..... 151(a)	Bagby ..... 16
1944	Gromek ..... 115	Harder, Gromek ..... 12
1945	Reynolds ..... 112	Gromek ..... 21
1946	Feller ..... 348(a)	Feller ..... 36(a)
1947	Feller ..... 196(a)	Feller ..... 20
1948	Feller ..... 164(a)	Lemon ..... 20
1949	Lemon ..... 138	Lemon ..... 22
1950	Lemon ..... 170(a)	Lemon ..... 22(a)

\* Tied with Porterfield of Washington, (a) Led American League

## TEAM LEADERS 1951-1998

STRIKEOUTS		COMPLETE GAMES	
1951	Wynn ..... 133	Wynn ..... 21 ...	
1952	Wynn ..... 153	Lemon ..... 28(a)	
1953	Wynn ..... 138	Lemon ..... 23	
1954	Wynn ..... 155	Lemon * ..... 21(a)	
1955	Score ..... 245(a)	Wynn ..... 16	
1956	Score ..... 263(a)	Lemon ..... 21(a)	
1957	Wynn ..... 184(a)	Wynn ..... 13	
1958	Grant ..... 111	McLish ..... 13	
1959	Score ..... 147	McLish ..... 13	
1960	Perry ..... 120	Perry ..... 10	
<hr/>			
1961	Bell ..... 163	Grant, Bell ..... 11	
1962	Latman ..... 117	Donovan ..... 16	
1963	Ramos ..... 169	Kralick, Grant ..... 10	
1964	McDowell ..... 177	Tiant ..... 9	
1965	McDowell ..... 325(a)	McDowell ..... 14	
1966	McDowell ..... 225(a)	Bell ..... 12	
1967	McDowell ..... 236	Hargan ..... 15	
1968	McDowell ..... 283(a)	Tiant ..... 19	
1969	McDowell ..... 279(a)	McDowell ..... 18	
1970	McDowell ..... 304(a)	McDowell ..... 19	
<hr/>			
1971	McDowell ..... 192	McDowell ..... 8	
1972	Perry ..... 234	Perry ..... 29(a)	
1973	Perry ..... 238	Perry ..... 29(a)	
1974	Perry ..... 216	Perry ..... 28	
1975	Eckersley ..... 152	Perry ..... 10	
1976	Eckersley ..... 200	Eckersley ..... 9	
1977	Eckersley ..... 191	Garland ..... 21	
1978	Wise ..... 106	Waits ..... 15	
1979	Monge, Wise ..... 108	Wise ..... 9	
1980	Barker ..... 187(a)	Waits ..... 9	
<hr/>			
1981	Barker ..... 127(a)	Barker, Blyleven ..... 9	
1982	Barker ..... 187	Barker ..... 10	
1983	Sutcliffe ..... 160	Sutcliffe ..... 10	
1984	Blyleven ..... 170	Blyleven ..... 12	
1985	Blyleven ..... 129	Blyleven ..... 15	
1986	Candiotti ..... 167	Candiotti ..... 17(a)	
1987	Candiotti ..... 111	Candiotti ..... 7	
1988	Swindell ..... 180	Swindell ..... 12	
1989	Farrell ..... 132	Farrell ..... 7	
1990	Swindell ..... 135	Black ..... 5	
1991	Swindell ..... 169	Swindell ..... 7	
1992	Nagy ..... 169	Nagy ..... 10	
1993	Mesa ..... 118	Mesa ..... 3	
1994	Nagy ..... 108	Martinez ..... 7	
1995	Nagy ..... 139	Martinez ..... 3	
1996	Nagy ..... 167	McDowell, Nagy ..... 5	
1997	Nagy ..... 149	Colon, Hershiser, Nagy, Ogea ..... 1	
1998	Colon ..... 158	Colon ..... 6	

(a) Led American League

### TRIBE TRIVIA

*DID YOU KNOW ?... Indians Hall of Famer Earl Averill collected the first pinch hit in All-Star game history. He had a pinch hit single off of Lon Warneke in the sixth inning on July 6, 1933*

## CLUB PITCHING/SEASON

Games won, season .....	111, 1954
Games lost, season .....	105, 1991 (162 games)
Highest winning percentage, season .....	721, 1954 (154 games, 111-43)
Lowest winning percentage, season .....	.329, 1991
Games won, month .....	26, August, 1954
Games lost, month .....	24, July, 1914
Consecutive games won, season .....	13, 1942 & 1951
Consecutive games lost, season .....	12, 1931
Consecutive games lost, road .....	12, July 14 - August 4, 1963 September 3, 1936 - May 16, 1937
Lowest ERA .....	2.02, 1908
Highest ERA .....	5.28, 1987
Most complete games .....	141, 1904
Fewest complete games .....	4, 1997 (161 games)
Most shutouts won .....	27, 1906
Most shutouts lost .....	24, 1914
Most consecutive shutouts .....	4, June 24 (G#2) - June 27 (G#1), 1903 4, August 15 (G#2) - August 20, 1948
Most consecutive shutout innings .....	47, August 15 (G#1) - August 21, 1948
Most 1-0 games won .....	7, 1989
Most 1-0 games lost .....	7, 1918 & 1955
Most one run games lost .....	35, 1978
Most shutouts won from one club .....	8 vs. Washington, 1965
Most saves .....	50, 1995 (144 games)
Fewest saves .....	0, 1904 & 1905
Most innings pitched .....	1478, 1967 (162 games)
Fewest hits allowed .....	1087, 1968 (162 games)
Most runs allowed .....	957, 1987 (162 games)
Fewest runs allowed .....	447, 1918 (154 games)
Most earned runs allowed .....	835, 1987 (162 games)
Most home runs allowed .....	219, 1987 (162 games)
Fewest home runs allowed (since 1949) .....	80, 1976 (162 games)
Most bases on balls .....	770, 1971 (162 games)
Fewest bases on balls .....	271, 1903 (140 games)
Most strikeouts .....	1189, 1967 (162 games)
Fewest strikeouts .....	315, 1924 (153 games)
Fewest wild pitches .....	10, 1943 (153 games)
Most no-hit games .....	2, 1908 (154 games)
Most consecutive years with no-hit games by pitchers .....	3, 1946, 1947 & 1948
Most one-hit games .....	4, 1954 (154 games)
Most consecutive one-hit, nine inning games .....	2, vs. New York, September 25 & 26, 1907
Fewest opponents official at-bats .....	4933, 1945 (147 games)
Fewest opponents batters facing pitchers .....	5335, 1976 (159 games)
Most sacrifice flies allowed .....	73, 1984 (163 games)

## CLUB PITCHING/GAME

Most hits allowed .....	25, Philadelphia, July 25, 1929 25, Philadelphia, July 26, 1936 25, Chicago, July 10, 1932
Most runs allowed .....	24, vs. Boston, August 21, 1986
Most runs, allowed, inning .....	13, Philadelphia, July 7, 1923
Most earned runs allowed .....	22, vs. Boston, August 21, 1986
Most home runs allowed .....	7, Milwaukee, April 29, 1980
Most strikeouts, nine innings .....	18, vs. Detroit, October 2, 1938

## NO-HIT GAMES BY INDIANS

DATE	PITCHER	OPPONENT	SCORE	PLAYED AT
May 9, 1901	(a) Earl L. Moore	Chicago	2-4	Cleveland
Sept. 18, 1908	Robert B. Rhoads	Boston	2-1	Cleveland
Oct. 2, 1908	(b) Adrian "Addie" Joss	Chicago	1-0	Cleveland
April 20, 1910	Adrian "Addie" Joss	Chicago	1-0	Chicago
Sept. 10, 1919	Ray Calwell	New York	3-0	New York
April 29, 1931	Wesley C. Ferrell	St. Louis	9-0	Cleveland
April 16, 1940	(c) Bob Feller	Chicago	1-0	Chicago
April 30, 1946	Bob Feller	New York	1-0	New York
July 10, 1947	(d) Don Black	Philadelphia	3-0	Cleveland
June 30, 1948	(e) Bob Lemon	Detroit	2-0	Detroit
July 1, 1951	(f) Bob Feller	Detroit	2-1	Cleveland
June 10, 1966	(e) Sonny Siebert	Washington	2-0	Cleveland
July 19, 1974	(e) Dick Bosman	Oakland	4-0	Cleveland
May 30, 1977	(e) Dennis Eckersley	California	1-0	Cleveland
May 15, 1981	(b) Len Barker	Toronto	3-0	Cleveland

(a) Pitched nine hitless innings, lost in 10th inning on two hits

(b) Perfect game, (c) Opening Day, (d) First game of twi-nite doubleheader

(e) Night game, (f) First game of doubleheader

## NO-HIT GAMES AGAINST INDIANS

DATE	PITCHER	OPPONENT	SCORE	PLAYED AT
May 12, 1910	Charles Bender	Philadelphia	4-0	Philadelphia
Aug. 30, 1910	(g) Thomas Hughes	New York	0-5	New York
May 31, 1914	Joseph D. Benz	Chicago	6-1	Chicago
Aug. 26, 1916	Leslie A. Bush	Philadelphia	5-0	Philadelphia
Aug. 31, 1935	Vernon Kennedy	Chicago	5-0	Chicago
Aug. 27, 1938	(h) Monte Pearson	New York	13-0	New York
July 12, 1951	(i) Allie Reynolds	New York	1-0	Cleveland
Sept. 16, 1965	Dave Morehead	Boston	2-0	Boston
Aug. 25, 1967	(j) Dean Chance	Minnesota	2-1	Cleveland
Sept. 2, 1990	Dave Stieb	Toronto	3-0	Cleveland
Sept. 4, 1993	Jim Abbott	New York	0-4	New York

(g) Pitched nine hitless innings, gave up one hit in the 10th inning

and lost game in 11th inning, (h) Second game of Doubleheader,

(i) Night game, (j) Second game of twi-night doubleheader

## INDIVIDUAL PITCHING RECORDS

### LIFETIME

Most games won .....	266	Bob Feller
Most years winning 20 or more games .....	7	Bob Lemon
Most defeats .....	186	Mel Harder
Most games started .....	484	Bob Feller
Most completed games .....	279	Bob Feller
Most innings pitched .....	3827	Bob Feller
Most no-hit games .....	3	Bob Feller
Most one-hit games .....	12	Bob Feller
Most seasons .....	20	Mel Harder (1928-47)
Most games .....	582	Mel Harder
Most bases on balls .....	1764	Bob Feller
Most strikeouts .....	2581	Bob Feller
Most shutouts .....	45	Addie Joss
Most saves .....	129	Doug Jones

### INDIVIDUAL PITCHING/GAME

Most innings pitched .....	19,	Stan Coveleski, May 14, 1918
Most hits allowed .....	23,	Charles Baxter, April 28, 1901
Most bases on balls .....	11,	Gus Dorner, May 23, 1903
Most home runs, inning .....	4,	Cal McLish, May 27, 1957
Most strikeouts, game .....	18,	Bob Feller, October 2, 1938
Most strikeouts, extra inning game .....	19,	Luis Tiant, July 3, 1968
Most strikeouts, inning .....	4,	Guy Morton, June 11, 1916
	4,	Lee Strange, September 2, 1964
	4,	Mike Paxton, July 21, 1978
	4,	Paul Shuey, May 14, 1994
Most consecutive strikeouts .....	6,	Bob Feller, October 2, 1938 vs. Detroit
Most strikeouts, two consecutive games (RHP) .....	32,	Luis Tiant, June 29 (13) and July 3 (19), 1968
Most strikeouts, two consecutive games (LHP) .....	30,	Sam McDowell, May 1 (16) and May 6 (14), 1968
Most strikeouts, three consecutive games .....	41,	Luis Tiant, June 23 (9), June 29 (13), July 3 (19), 1968
Most hit batters, inning .....	3,	Bud Black, July 8, 1988, fourth inning
Most balks, inning .....	3,	Milburn Shoffner, May 12, 1930

*(c) Ties Major League Record*

# INDIVIDUAL PITCHING RECORDS

## INDIVIDUAL PITCHING/SEASON

Most games (LHP) .....	76	Sid Monge .....	1979
Most games (RHP) .....	72	Steve Olin .....	1992
Most games started .....	44	George Uhle .....	1923
Most complete games .....	36	Bob Feller .....	1946
Most innings pitched .....	371	Bob Feller .....	1946
Most wins (LHP) .....	23	Vean Gregg .....	1911
Most wins (RHP) .....	31	Jim Bagby, Sr. ....	1920
Most consecutive wins .....	15	Johnny Allen .....	1937
	15	Gaylord Perry .....	1974
Most wins, relief .....	12	Sid Monge .....	1979
	12	Dan Spillner .....	1982
Most losses .....	22	Pete Dowling .....	1901
Most consecutive losses .....	13	Guy Morton .....	1914
Most losses, relief .....	10	Jim Kern .....	1977-1978
	10	Dan Spillner .....	1982
	10	Doug Jones .....	1989
Most saves (LHP) .....	21	Dave LaRoche .....	1976
Most saves (RHP) .....	46	Jose Mesa .....	1995
Most consecutive saves .....	38	Jose Mesa .....	1995 (a)
Most games finished .....	64	Doug Jones .....	1990
Most shutouts .....	10	Bob Feller .....	1946
	10	Bob Lemon .....	1948
Most shutout losses .....	7	Bob Feller .....	1946
Most consecutive shutouts .....	4	Luis Tiant .....	1968
Most consecutive shutout innings .....	41	Luis Tiant .....	1968
Most consecutive hitless innings .....	22.1	Dennis Eckersley .....	1977
Most strikeouts (LHP) .....	325	Sam McDowell .....	1965
Most strikeouts (RHP) .....	348	Bob Feller .....	1946
Most bases on balls .....	208	Bob Feller .....	1936 (b)
Most wild pitches .....	18	Sam McDowell .....	1967
Most hit batsmen .....	20	Otto Hess .....	1906
Most balks .....	8	Tom Candiotti .....	1989
Most hits allowed .....	328	George Uhle .....	1923
Most runs allowed .....	167	George Uhle .....	1923
Most earned runs allowed .....	150	George Uhle .....	1923
Most home runs allowed .....	37	Luis Tiant .....	1969
Most sacrifice hits .....	20	Early Wynn .....	1951
Most sacrifice flies .....	12	Early Wynn .....	1951
	12	Gaylord Perry .....	1974
Lowest ERA (LHP) .....	1.74	Willie Mitchell .....	1913
Lowest ERA (RHP) .....	1.16	Addie Joss .....	1908
Highest winning percentage .....	938	Johnny Allen (15-1) ..	1937 (c)
Lowest winning percentage .....	0.071	Guy Morton .....	1914
	0.071	Steve Hargan .....	1971
Most 1-0 games won .....	3	Addie Joss .....	1908
	3	Stan Coveleski .....	1917
	3	Jim Bagby, Jr. ....	1943
	3	Bob Feller .....	1946
	3	Greg Swindell .....	1988
Most low-hit (no-hit, one-hit) games .....	3	Addie Joss .....	1907
	3	Bob Feller .....	1946

(a) Major League Records, (b) American League Records, (c) Ties Major League Record

## ALL-TIME ROOKIE RECORDS

### INDIVIDUAL SEASON PITCHING

Highest season percentage .....	857	Don Mossi .....	1954
Most victories (LH) .....	23	Vean Gregg .....	1911
Most victories (RH) .....	21	Wes Ferrell .....	1929
Lowest ERA (LH) .....	1.42	Steve Mingori .....	1971
Lowest ERA (RH) .....	2.05	Glenn Liebhardt .....	1907
Most losses (LH) .....	11	Dick Stigman .....	1960
Most losses (RH) .....	17	Jim Bagby .....	1916
Most games started .....	34	Glenn Liebhardt .....	1907
		Dick Tidrow .....	1972
Most complete games .....	28	Earl Moore .....	1901
		Addie Joss .....	1902
Most shutouts .....	6	Gene Bearden .....	1948
Most strikeouts (LH) .....	245	Herb Score .....	1955 (b)
Most strikeouts (RH) .....	152	Dennis Eckersley .....	1975
Most innings pitched .....	280.1	Glenn Liebhardt .....	1907
Most saves (LH) .....	9	Dick Stigman .....	1960
Most saves (RH) .....	18	Tom Buskey .....	1974
Most relief wins (LH) .....	8	Scott Bailes .....	1986
Most relief wins (RH) .....	10	Julian Tavarez .....	1995
Most relief appearances (LH) .....	54	Steve Mingori .....	1971
Most relief appearances (RH) .....	58	Tom Waddell .....	1984

*(a)Major League Record, (b)American League Record*

### INDIANS 20-GAME WINNERS

YEAR	PLAYER	W	L	YEAR	PLAYER	W	L
1903	Earl Moore	22	7	1935	Mel Harder	22	11
1904	William Bernhard	23	13	1936	Johnny Allen	20	10
1905	Addie Joss	20	11	1939	Bob Feller	24	9
1906	Robert Rhodes	22	10	1940	Bob Feller	27	11
	Addie Joss	21	9	1941	Bob Feller	25	12
	Otto Hess	20	17	1946	Bob Feller	26	15
1907	Addie Joss	27	10	1947	Bob Feller	20	11
1908	Addie Joss	24	11	1948	Gene Bearden	20	7
1911	Vean Gregg	20	13		Bob Lemon	20	14
1912	Vean Gregg	20	13	1949	Bob Lemon	22	10
1913	Fred Falkenberg	23	10	1950	Bob Lemon	23	11
	Vean Gregg	20	13	1951	Bob Feller	22	8
1917	Jim Bagby	23	13		Mike Garcia	20	13
1918	Stanley Coavaleski	22	13		Early Wynn	20	13
1919	Stanley Coavaleski	23	17	1952	Early Wynn	23	12
1920	Jim Bagby	31	12		Mike Garcia	22	11
	Stanley Coavaleski	24	14		Bob Lemon	22	11
	Ray Caldwell	20	10	1953	Bob Lemon	21	15
1921	Stanley Coavaleski	23	13	1954	Bob Lemon	23	7
1922	George Uhle	22	16		Early Wynn	23	11
1923	George Uhle	26	16	1956	Herb Score	20	9
1924	Joe Shaute	20	17		Early Wynn	20	9
1926	George Uhle	27	11		Bob Lemon	20	14
1929	Wesley Ferrell	21	10	1962	Dick Donovan	20	10
1930	Wesley Ferrell	25	13	1968	Luis Tiant	21	9
1931	Wesley Ferrell	22	12	1970	Sam McDowell	20	12
1932	Wesley Ferrell	23	13	1972	Gaylord Perry	24	16
1934	Mel Harder	20	12	1974	Gaylord Perry	21	13

## AMERICAN LEAGUE 20-GAME WINNERS

CLUB	NO.	PITCHER WITH MOST 20-WIN SEASONS	LAST 20-GAME WINNER	YEAR
Baltimore (a)	1	Joe McGinnity (1)	Joe McGinnity (26-20)	1901
Baltimore	25	Jim Palmer (8)	Mike Boddicker (20-11)	1984
Boston	42	Cy Young (6)	Roger Clemens (21-6)	1990
California	6	Nolan Ryan (2)	Nolan Ryan (22-16)	1974
Chicago	50	Urban Faber (4) Ed Walsh (4) Wilbur Wood (4)	Jack McDowell (22-10)	1993
<b>Cleveland</b>	<b>55</b>	<b>Bob Lemon (7)</b>	<b>Gaylord Perry (21-13)</b>	<b>1974</b>
Detroit	44	George Mullin (5)	Bill Gullickson (20-9)	1991
Kansas City (b)	0			
Kansas City	8	Dennis Leonard (3)	Bret Saberhagen (23-6)	1989
Milwaukee (c)	0			
Milwaukee	3	Mike Caldwell (1) Jim Colborn (1) Ted Higuera (1)	Ted Higuera (20-11)	1986
Minnesota	14	Camilo Pascual (2) Jim Perry (2)	Brad Radke (20-10)	1997
New York	55	Lefty Gomez (4) Red Ruffing (4) Bob Shawkey (4)	David Cone (20-7)	1998
Oakland	14	Catfish Hunter (4) Dave Stewart (4)	Dave Stewart (22-11) Bob Welch (27-6)	1990 1990
Philadelphia (d)	35	Lefty Grove (7) Eddie Plank (7)	Bobby Shantz (24-7)	1952
St. Louis (e)	13	Urban Shocker (4)	Ned Garver (20-12)	1951
Seattle (f)	0			
Seattle	1	Randy Johnson (1)	Randy Johnson (20-4)	1997
Texas	3	Fergie Jenkins (1) Kevin Brown (1) Rick Helling (1)	Rick Helling (20-7)	1998
Toronto	4	Roger Clemens (2)	Roger Clemens (20-6)	1998
Washington (g)	21	Walter Johnson (12)	Bob Porterfield (22-10)	1953
Washington (h)	0			

- (a) Franchise moved to New York after 1902.  
 (b) Franchise moved to Oakland after 1967.  
 (c) Franchise moved to St. Louis after 1901.  
 (d) Franchise moved to Kansas City after 1954.  
 (e) Franchise moved to Baltimore after 1953.  
 (f) Franchise moved to Milwaukee after 1969.  
 (g) Franchise moved to Minnesota after 1960.  
 (h) Franchise moved to Texas after 1971.

## ALL-TIME TEAM RECORDS/PITCHING

### INDIANS WHO LED AMERICAN LEAGUE IN EARNED RUN AVERAGE

Pitcher	Year	G	IP	ERA
Earl Moore .....	1903	29	248	1.74
Addie Joss .....	1904	25	192	1.59
Addie Joss .....	1908	42	325	1.16
Vean Gregg .....	1911	34	245	1.80
Stanley Coveleski .....	1923	33	228	2.76
Monte Pearson .....	1933	19	135	2.33
Bob Feller .....	1940	43	320	2.61
Gene Bearden .....	1948	37	230	2.43
Early Wynn .....	1950	32	214	3.20
Mike Garcia .....	1954	45	259	2.64
Sam McDowell .....	1965	42	273	2.18
Luis Tiant .....	1968	34	258	1.60
Rick Sutcliffe .....	1982	34	216	2.96

### INDIANS WHO LED AMERICAN LEAGUE IN WON-LOST PERCENTAGE

Pitcher	Year	W	L	PCT.
William Bernhard .....	1902	18	5	.783
Earl Moore .....	1903	22	7	.759
Jim Bagby .....	1920	31	12	.721
George Uhle .....	1926	27	11	.711
Johnny Allen .....	1937	15	1	.938
Bob Feller .....	1951	22	8	.733
Jim Perry .....	1960	18	10	.643
Sonny Siebert .....	1966	16	8	.667

### INDIANS WHO LED AMERICAN LEAGUE IN GAMES WON

Player	Year	No.	Player	Year	No.
Addie Joss	1907	27	Bob Feller	1947	20
Jim Bagby	1920	31	Bob Lemon	1950	23
George Uhle	1923	26	Bob Feller	1951	22
George Uhle	1926	27	Early Wynn	1954	23
Bob Feller	1939	24	Bob Lemon	1954	23
Bob Feller	1940	27	Bob Lemon	1955	18
Bob Feller	1941	25	Jim Perry	1960	18
Bob Feller	1946	26	Gaylord Perry	1972	24

### INDIANS WHO LED AMERICAN LEAGUE IN STRIKEOUTS

Player	Year	No.	Player	Year	No.
Stan Coveleski	1920	133	Herb Score	1955	245
Bob Feller	1938	240	Herb Score	1956	263
Bob Feller	1939	246	Early Wynn	1957	184
Bob Feller	1940	261	Sam McDowell	1965	325
Bob Feller	1941	260	Sam McDowell	1966	225
Allie Reynolds	1943	151	Sam McDowell	1968	283
Bob Feller	1946	348	Sam McDowell	1969	279
Bob Feller	1947	196	Sam McDowell	1970	304
Bob Feller	1948	164	Len Barker	1980	187
Bob Lemon	1950	170	Len Barker	1981	127

### INDIANS WHO LED AMERICAN LEAGUE IN SHUTOUTS

Player	Year	No.	Player	Year	No.
Stan Coveleski	1917	9	Bob Lemon	1948	10
George Uhle	1922	5	Mike Garcia	1949	6
Stan Coveleski	1923	5	Mike Garcia *	1952	6
Clint Brown *	1930	3	Mike Garcia	1954	5
Oral Hildebrand	1933	6	Herb Score	1956	5
Mel Harder *	1934	6	Jim Perry *	1960	4
Bob Feller *	1940	4	Sam McDowell *	1966	5
Al Milnar *	1940	4	Luis Tiant *	1966	5
Bob Feller	1941	6	Steve Hargan	1967	6
Bob Feller	1946	10	Luis Tiant	1968	8
Bob Feller	1947	5			

\* Tied for A.L. leadership

## CLUB FIELDING/SEASON

Highest fielding percentage .....	.983, 1997 (161 games)
	.983, 1947 (157 games)
	.983, 1949 (154 games)
	.983, 1980 (160 games)
Lowest fielding percentage .....	.941, 1901 (138 games)
Most putouts .....	4463, 1964 (164 games)
Fewest putouts .....	3907, 1945 (147 games)
Most assists .....	2206, 1907 (158 games)
Fewest assists .....	1468, 1968 (162 games)
Most total chances .....	6563, 1910 (161 games)
Fewest total chances .....	5470, 1945 (147 games)
Most errors .....	336, 1901 (138 games)
Fewest errors .....	101, 1995 (144 games)
Most errorless games .....	85, 1971 (162 games), 1980 (160 games)
Most consecutive errorless games .....	11, 1967 & 1979
Most double plays .....	197, 1953 (155 games)
Fewest double plays .....	77, 1915 (154 games)
Most consecutive games, one or more double plays .....	25, (38 double plays), 1953
Most passed balls .....	35, 1958 (153 games)
Fewest passed balls .....	3, 1943 (153 games)
Most times five or more double plays .....	3, 1970 (162 games)

## CLUB FIELDING/GAME

Most double plays .....	6 vs. California, July 10, 1988
	6 vs. Detroit, September 27, 1952
	6 vs. Washington, August 5, 1948
Most putouts, infield .....	25 vs. Boston, August 9, 1922
Most putouts, outfield .....	18 vs. St. Louis, September 28, 1929
Most assists, outfield .....	5 vs. St. Louis, May 1, 1928
Fewest assists .....	0 vs. New York, July 4, 1945
Most errors, inning .....	7 vs. Chicago, September 20, 1905
Most assists, inning .....	10 vs. Philadelphia, August 17, 1921

## INDIVIDUAL FIELDING/GAME

Most putouts, second baseman .....	12, Vern Fuller, April 11, 1969 (11 innings)
	11, Roy Hughes, August 4, 1937 (9 innings)
Most putouts, third baseman .....	7, Bill Bradley, September 21, 1901
	May 13, 1909
Most putouts, outfielder .....	12, Harry Bay, July 19, 1904 (12 innings)
Most putouts, catcher .....	19, Joe Azcue, July 3, 1968 (10 innings)
Most putouts, pitcher .....	6, Bert Blyleven, June 24, 1984
Most assists, first baseman .....	6, Pat Tabler, June 24, 1984
Most assists, second baseman .....	13, Bobby Avila, July 1, 1952 (19 innings)
Most assists, third baseman .....	10, Ken Keltner, September 13, 1948
Most assists, shortstop .....	12, Lou Boudreau, September 14, 1939
Most assists, outfielder .....	4, Sam Langford, May 1, 1928
Most assists, outfielder, inning .....	2, Frank Baker, August 5, 1969
	2, Gene Woodling, July 18, 1957
Most double plays, shortstop .....	5, Julio Franco, June 9, 1984
Most double plays, second baseman, extra inning game .....	6, Joe Gordon, August 31, 1949
Most errors, second baseman, inning .....	3, Bill Wambsganss, May 15, 1923
Most errors, catcher, inning .....	3, John Peters, May 16, 1918

## INDIVIDUAL FIELDING/SEASON

CATEGORY	RECORD	PLAYER	YEAR
<b>First Basemen</b>			
Games			
Putouts .....	1567	Hal Trosky .....	1935
Assists .....	155	Mickey Vernon .....	1949
Errors .....	40	Charles Hickman .....	1903
Fewest errors .....	3	Boog Powell .....	1975
Total chances .....	1671	Chick Candil .....	1916
Double Plays .....	168	Mickey Vernon .....	1949
<b>Second Basemen</b>			
Games	160	Carlos Baerga .....	1992
Putouts .....	450	Nap Lajoie .....	1908
Assists .....	538	Nap Lajoie .....	1908
Errors .....	56	Erwin Beck .....	1901
Fewest errors .....	3	Nap Lajoie .....	1905
Total Chances .....	988	Nap Lajoie .....	1908
Double plays .....	138	Carlos Baerga .....	1992
<b>Third Basemen</b>			
Games			
Putouts .....	192	Bill Bradley .....	1907
Assists .....	412	Graig Nettles .....	1971
Errors .....	43	Bill Bradley .....	1908
Fewest errors .....	4	Ken Keltner .....	1949
Total chances .....	587	Graig Nettles .....	1971
Double plays .....	54	Graig Nettles .....	1971
<b>Shortstops</b>			
Games			
Putouts .....	378	Ray Chapman .....	1918
Assists .....	570	Terry Turner .....	1906
Errors .....	98	John Gochnaur .....	1903
Fewest errors .....	5	Omar Vizquel .....	1998
Total chances .....	897	Ray Chapman .....	1915
Double plays .....	134	Lou Boudreau .....	1934
<b>Catchers</b>			
Games	152	Jim Hegan .....	1949
Putouts .....	854	Ray Fosse .....	1970
Assists .....	154	Steve O'Neill .....	1958
Errors .....	24	Jack Clark .....	1907
Fewest errors .....	2	Jim Hegan .....	1955
Total chances .....	934	Ray Fosse .....	1970
Double plays .....	36	Steve O'Neill .....	1916
<b>Outfielders</b>			
Games	162	Rocky Colavito .....	1965
Putouts .....	448	Brett Butler .....	1984
Assists .....	33	Joe Birmingham .....	1907
Errors .....	22	Jack Graney .....	1911
Fewest errors .....	0	Rocky Colavito .....	1965
Total chances .....	465	Brett Butler .....	1984
Double plays .....	10	Tris Speaker .....	1916
<b>Pitchers</b>			
Games	76	Sid Monge .....	1979
Putouts .....	36	Rick Sutcliffe .....	1982
Assists .....	89	George Uhle .....	1923
Errors .....	6	Otto Hess .....	1906
Fewest errors			
Total chances			
Double plays .....	15	Bob Lemon .....	1953
Best double play combo .....	Ray Mack, Lou Boudreau, ..... 245 DPs, 1943		
Most unassisted double plays, outfielder .....	2, Tris Speaker, 1918 2, Jose Cardenal, 1968		

(a) Major League Record, (b) American League Record, (c) Ties Major League Record

## INDIANS YEAR-BY-YEAR HOME ROAD BREAKDOWN

YEAR	HOME			ROAD			YEAR	HOME			ROAD		
	W	L	PCT	W	L	PCT		W	L	PCT	W	L	PCT
1901	29	39	.426	26	43	.377	1951	53	24	.688	40	37	.519
1902	40	25	.615	29	42	.408	1952	49	28	.636	44	33	.57
1903	49	25	.662	28	38	.424	1953	53	24	.688	39	38	.50
1904	44	31	.587	42	34	.553	1954	59	18	.766	52	25	.675
1905	40	37	.519	36	41	.468	1955	49	28	.636	44	33	.571
1906	47	30	.610	42	34	.553	1956	46	31	.597	42	35	.545
1907	46	31	.597	39	36	.52	1957	40	39	.506	36	40	.474
1908	51	26	.662	39	38	.506	1958	42	34	.553	35	42	.455
1909	39	37	.513	32	45	.41	1959	43	34	.558	46	31	.597
1910	39	36	.520	32	45	.416	1960	39	38	.506	37	40	.481
1911	46	30	.605	34	43	.442	1961	40	41	.494	38	42	.475
1912	39	35	.527	36	43	.456	1962	43	38	.531	37	44	.457
1913	45	31	.592	41	35	.539	1963	41	40	.506	38	43	.469
1914	32	47	.405	19	55	.257	1964	41	40	.506	38	43	.469
1915	27	50	.351	30	45	.400	1965	52	30	.634	35	45	.438
1916	44	33	.571	33	40	.452	1966	41	40	.506	40	41	.494
1917	43	34	.558	45	32	.584	1967	36	45	.444	39	42	.481
1918	38	22	.633	35	32	.522	1968	43	37	.538	43	38	.531
1919	44	25	.638	40	30	.571	1969	33	48	.407	29	51	.363
1920	51	27	.654	47	29	.618	1970	43	38	.531	35	48	.422
1921	51	26	.662	43	34	.558	1971	29	52	.358	31	50	.383
1922	44	35	.557	34	41	.453	1972	43	34	.558	29	50	.367
1923	42	36	.538	40	35	.533	1973	34	47	.420	37	44	.457
1924	37	38	.493	30	48	.385	1974	40	41	.494	37	44	.457
1925	37	39	.487	33	45	.423	1975	41	39	.513	38	41	.481
1926	49	31	.613	39	35	.527	1976	44	35	.557	37	43	.4
1927	35	42	.455	31	45	.408	1977	37	44	.457	34	46	.425
1928	29	48	.377	33	44	.429	1978	42	36	.538	27	54	.333
1929	44	32	.579	37	39	.487	1979	47	34	.580	34	46	.425
1930	44	33	.571	37	40	.481	1980	44	35	.557	35	46	.432
1931	45	31	.592	33	45	.423	1981	25	29	.463	27	22	.551
1932	43	33	.566	44	32	.579	1982	41	40	.506	37	44	.457
1933	45	32	.584	30	44	.405	1983	36	45	.444	34	47	.420
1934	47	31	.603	38	38	.500	1984	41	39	.513	34	48	.41
1935	48	29	.623	34	42	.447	1985	38	43	.469	22	59	.272
1936	49	30	.620	31	44	.413	1986	45	35	.563	39	43	.476
1937	50	28	.641	33	43	.434	1987	35	46	.432	26	55	.321
1938	46	30	.605	40	36	.526	1988	44	37	.543	34	47	.420
1939	44	33	.571	47	34	.580	1989	41	40	.506	32	49	.395
1940	51	30	.630	38	35	.521	1990	41	40	.506	36	45	.444
1941	42	35	.545	33	40	.452	1991	30	52	.366	27	53	.338
1942	39	39	.500	36	40	.474	1992	41	40	.506	35	46	.432
1943	44	33	.571	38	38	.500	1993	46	35	.568	30	51	.370
1944	39	38	.506	33	44	.429	1994	35	16	.686	31	31	.500
1945	44	33	.571	29	39	.426	1995	54	18	.750	46	26	.639
1946	36	41	.468	32	45	.416	1996	51	29	.638	48	33	.593
1947	38	39	.494	42	35	.545	1997	44	37	.543	42	38	.525
1948	48	30	.615	49	28	.636	1998	46	35	.568	43	38	.531
1949	49	28	.636	40	37	.519							
1950	49	28	.636	43	34	.558							

## INDIANS MISCELLANEOUS RECORDS

Most players, season .....	53, 1991
Most pitchers, season .....	26, 1993
Fewest players, season .....	24, 1904
Longest game, innings .....	22, at Minnesota, August 31, 1993
Longest game, time, 9 innings .....	4:10, vs. New York, June 22, 1996
Longest game, time extra innings .....	6:36, vs. Minnesota, May 7, 1995
Longest winning streak .....	13, 1942 & 1951
Longest losing streak .....	12, 1931
Largest deficit overcome .....	10 runs, vs. Minnesota, September 28, 1984
Largest margin of victory .....	24, vs. Boston, July 7, 1923 (27-3 win)
Youngest to play for Indians .....	Bob Feller, 17 years old, 1936
Oldest to play for Indians .....	Phil Niekro, 48 years old, 1987
Most home wins .....	59, 1954
Fewest home wins .....	27, 1915
Most home losses .....	52, 1971, 1991
Fewest home losses .....	18, 1954
Best home record .....	59-18, 1954
Worst home record .....	29-52, 1971
Most road wins .....	52, 1954
Fewest road wins .....	19, 1914
Most road losses .....	59, 1985
Fewest road losses .....	25, 1954
Best road record .....	52-25, 1948
Worst road record .....	19-55, 1914
Indians games, 20 innings or more .....	22, at Minnesota, August 31, 1993 21, at Chicago, May 26 & 28, 1973 20, vs. Washington, September 14, 1971 20, at Washington, September 20, 1971

### TOP FIELDING PERCENTAGE/SEASON

POSITION	RECORD	PLAYER	YEAR
First baseman	.997	Boog Powell	1975
Second baseman	.988	Duane Kuiper	1979
Third baseman	.984	Willie Kamm	1933
Shortstop	.993	Omar Vizquel	1998
Outfielders	1.000(b-c)	Rocky Colavito	1965
Catchers	.997	Jim Hegan	1955



## Indians Alumni

All-Time Roster .....376-382

## ALL-TIME ROSTER

*Includes all players who have participated in one or more official American League Games with Cleveland from 1901 through 1998 ... a total of 1,479.*

### A

ABBOTT, Fred ('03-'04)  
 ABBOTT, Paul ('93)  
 ABER, Al ('50-'53)  
 ABERNATHIE, Bill ('52)  
 ABERNATHY, Ted ('63-'64)  
 ABLES, Harry ('09)  
 ADAMS, Bert ('10-'12)  
 ADCOCK, Joe ('63)  
 AGEE, Tommie ('62-'64)  
 AGUAYO, Luis ('89)  
 AGUIRRE, Hank ('55-'57)  
 AKERFELDS, Darrel ('87)  
 ALDRETE, Mike ('91)  
 ALEXANDER, Bob ('57)  
 ALEXANDER, Gary ('78-'80)  
 ALEXANDER, Hugh ('37)  
 ALLANSON, Andy ('86-'89)  
 ALLEN, Bob ('61-'63, '66-'67)  
 ALLEN, Johnny ('36-'40)  
 ALLEN, Neil ('89)  
 ALLEN, Rod ('88)  
 ALLISON, Milo ('16-'17)  
 ALLRED, Beau ('89-'91)  
 ALOMAR, Sandy ('90-)  
 ALSTON, Del ('79-'80)  
 ALTIZER, Dave ('08)  
 ALTOBELLI, Joe ('55, '57)  
 ALVARADO, Luis ('74)  
 ALVIS, Max ('62-'69)  
 AMARO, Ruben ('94-'95)  
 ANDERSEN, Larry ('75, '77, '79)  
 ANDERSON, Brian ('96-'97)  
 ANDERSON, Bud ('82-'83)  
 ANDERSON, Dwain ('74)  
 ANDREWS, Ivy Paul ('37)  
 ANDREWS, Nate ('40-'41)  
 ANTONELLI, John ('61)  
 APONTE, Luis ('84)  
 ARLIN, Steve ('74)  
 ARMSTRONG, Jack ('92)  
 ARMSTRONG, Mike ('87)  
 ARNSBERG, Brad ('92)  
 ASHBY, Alan ('73-'76)  
 ASPROMONTE, Ken ('60-'62)  
 ASSENMACHER, Paul ('95-)  
 ATHERTON, Keith ('89)  
 AUSTIN, Rick ('70-'71)  
 AUTRY, Martin ('26-'28)  
 AVEN, Bruce ('97)  
 AVERILL, Earl D. ('56, '58)  
 AVERILL, Earl ('29-'39)  
 AVILA, Bob ('49-'58)  
 AYALA, Benny ('85)  
 AYLWARD, Dick ('53)  
 AZCUE, Joe ('63-'69)

### B

BAERGA, Carlos ('90-'96)  
 BAGBY, James, Sr. ('16-'22)  
 BAGBY, James, Jr. ('41-'45)  
 BAILES, Scott ('86-'89)  
 BAILEY, Steve ('67-'68)  
 BAKER, Charles ('01)  
 BAKER, Frank ('69, '71)  
 BAKER, Howard ('12)  
 BALL, Neal ('09-'12)  
 BALLINGER, Mark ('71)  
 BANDO, Chris ('81-'88)

BANKS, George ('64-'66)  
 BANNISTER, Alan ('80-'83)  
 BARBARE, Walter ('14-'16)  
 BARBEAU, William ('05-'06)  
 BARKER, Len ('79-'83)  
 BARKER, Ray ('65)  
 BARKLEY, Jeff ('84-'85)  
 BARNES, Brian ('94)  
 BARNES, Rich ('83)  
 BARNHART, Leslie ('28, '30)  
 BASKETTE, James ('11-'13)  
 BASSLER, Johnny ('13-'14)  
 BATES, Ray ('13)  
 BAXES, Jim ('59)  
 BAY, Harry ('02-'08)  
 BAYNE, William ('28)  
 BEALL, John ('13)  
 BEAN, Belve ('30-'31, '33-'35)  
 BEARDEN, Gene ('47-'50)  
 BEARSE, Kevin ('90)  
 BECK, Ervin ('01)  
 BECK, George ('14)  
 BECKER, Heinz ('46-'47)  
 BECKER, Joe ('36-'37)  
 BEDFORD, Gene ('25)  
 BEDGOOD, Phil ('22-'23)  
 BEEBE, Fred ('16)  
 BEENE, Fred ('74-'75)  
 BEHENNA, Rick ('83-'85)  
 BELL, Buddy ('72-'78)  
 BELL, David ('95, '98)  
 BELL, Eric ('91-'92)  
 BELL, Gary ('58-'67)  
 BELL, Jay ('86-'88)  
 BELL, Roy ('40-'41)  
 BELLE, Albert ('89-'96)  
 BEMIS, Harry ('02-'10)  
 BENGEE, Ray ('25-'26)  
 BENJAMIN, Stan ('45)  
 BENN, Henry ('14)  
 BENTON, Al ('49-'50)  
 BENTON, Butch ('85)  
 BERARDINO, John ('48-'50, '52)  
 BERG, Moe ('31, '34)  
 BERGER, Charles ('07-'10)  
 BERGER, Louis W. ('32, 35-'36)  
 BERGMAN, Alfred H. ('16)  
 BERNAZARD, Tony ('84-'87)  
 BERNHARD, William ('02-'07)  
 BERROA, Geronimo ('98)  
 BERRY, Joe ('46)  
 BERRY, Ken ('75)  
 BESCHER, Robert ('18)  
 BEVACQUA, Kurt ('71-'72)  
 BIBBY, Jim ('75-'77)  
 BIELECKI, Mike ('93)  
 BILLINGS, John ('13-'18)  
 BIRAS, Stephen ('44)  
 BIRMINGHAM, Joe ('06-'14)  
 BISHOP, Lloyd ('14)  
 BISLAND, Rivington ('14)  
 BLACK, Bud ('88-'90, '95)  
 BLACK, Don ('46-'48)  
 BLAEHOLDER, George ('36)  
 BLANCO, Ossie ('74)  
 BLANDING, Fred ('10-'14)  
 BLANKS, Larvell ('76-'78)  
 BLAIR, Willie ('91)

BLYLEVEN, Bert ('81-'85)  
 BOCHTE, Bruce ('77)  
 BOCKMAN, Eddie ('47)  
 BOEHLING, Joe ('16-'17, '20)  
 BOHNET, John ('82)  
 BOLEY, Joe ('32)  
 BOLGER, Jim ('59)  
 BOLTON, Cecil ('28)  
 BOND, Walter ('60-'62)  
 BONDS, Bobby ('79)  
 BONNER, Frank ('02)  
 BONNESS, William ('44)  
 BOOKER, Richard ('66)  
 BOOLESS, Seabron ('09)  
 BOONE, James ('22-'23)  
 BOONE, Ray ('48-'53)  
 BORDERS, Pat ('97-'98)  
 BOSMAN, Dick ('73-'75)  
 BOSS, Harley ('33)  
 BOUCHER, Denis ('91-'92)  
 BOUDREAU, Lou ('38-'50)  
 BOWMAN, Abe ('14-'15)  
 BOWSFIELD, Ted ('60)  
 BOYD, Gary ('69)  
 BRACKEN, Jack ('01)  
 BRADFORD, Buddy ('70-'71)  
 BRADLEY, Bill ('01-'10)  
 BRADLEY, John ('16)  
 BRAGGINS, Richard ('01)  
 BRANSON, Jeff ('97-'98)  
 BRANYAN, Russell ('98-)  
 BRENNAN, Addison ('18)  
 BRENNAN, Tom ('81-'83)  
 BRENNER, Delbert ('12)  
 BRENTON, Lynn ('13, '15)  
 BRENZEL, Willam ('34-'35)  
 BREWSTER, Charles ('46)  
 BRIDGES, Rocky ('60)  
 BRIGGS, Dan ('78)  
 BRIGGS, John ('59-'60)  
 BRISSIE, Lou ('51-'53)  
 BROACA, John ('39)  
 BRODOWSKI, Dick ('58-'59)  
 BROHAMER, Jack ('72-'75, '80)  
 BRONKIE, Herman ('10-'12)  
 BROOKENS, Tom ('90)  
 BROWER, Frank ('23-'24)  
 BROWN, Clint ('28-'35, 41-'42)  
 BROWN, Dick ('57-'59)  
 BROWN, Jackie ('75-'76)  
 BROWN, Larry ('63-'71)  
 BROWN, Lloyd ('34-'37)  
 BROWN, Walter ('27-'28)  
 BROWNE, Jerry ('89-'91)  
 BUCKEY, Garland ('25-'28)  
 BUELOW, Fred ('04-'06)  
 BURBA, Dave ('98-)  
 BURCHART, Larry ('69)  
 BURNETT, John ('27-'34)  
 BURNITZ, Jeromy ('95-'96)  
 BURNS, George ('20-'21, '24-'28)  
 BURTON, Ellis ('63)  
 BUSBY, Jim ('56-'57)  
 BUSKEY, Tom ('74-'77)  
 BUTCHER, Henry ('11-'12)  
 BUTCHER, John ('86)  
 BUTLER, Bill ('72)  
 BUTLER, Brett ('84-'87)

**C**

CABRERA, Jolbert ('98 -)  
 CAFFIE, Joe ('56-'57)  
 CAFFYN, Benjamin ('06)  
 CAGE, Wayne ('78-'79)  
 CALDWELL, Bruce ('28)  
 CALDWELL, Ray ('19-'21)  
 CALLAHAN, David ('10-'11)  
 CALVERT, Paul ('42-'45)  
 CAMACHO, Ernie ('83-'87)  
 CAMILLI, Lou ('69-'72)  
 CAMPBELL, Bruce ('35-'39)  
 CAMPBELL, Clarence ('40-'41)  
 CAMPER, Cardell ('77)  
 CANDAELE, Casey ('96-'97)  
 CANDIOTTI, Tom ('86-'91)  
 CARBO, Bernie ('78)  
 CARDENAL, Jose ('68-'69)  
 CARDENAS, Leo ('73)  
 CARISCH, Fred ('12-'14)  
 CARLTON, Steve ('87)  
 CARNETT, Ed ('45)  
 CARR, Charles ('04-'05)  
 CARRASQUEL, Chico ('56-'58)  
 CARREON, Camilo ('65)  
 CARREON, Mark ('96)  
 CARSON, Walter ('34-'35)  
 CARTER, Joe ('84-'89)  
 CARTER, Paul ('14-'15)  
 CARTY, Rico ('74-'77)  
 CASE, George ('46)  
 CASEY, Sean ('97)  
 CASIAN, Larry ('94)  
 CASTILLO, Carmen ('82-'88)  
 CENTER, Earl ('42-'43, '45-'46)  
 CERMAK, Edward ('01)  
 CERONE, Rick ('75-'76)  
 CHAKALES, Bob ('51-'54)  
 CHAMBLISS, Chris ('71-'74)  
 CHANCE, Bob ('63-'64)  
 CHANCE, Dean ('70)  
 CHAPMAN, Ben ('39-'40)  
 CHAPMAN, Ray ('12-'20)  
 CHAPMAN, Sam ('51)  
 CHAPPELL, Larry ('16)  
 CHARBONEAU, Joe ('80-'82)  
 CHECH, Charles ('08)  
 CHEEVES, Virgil ('24)  
 CHRISTOPHER, Mike ('92-'93)  
 CHRISTOPHER, Russ ('48)  
 CHURN, Clarence ('58)  
 CICOTTE, Al ('59)  
 CIHOCKI, Al ('45)  
 CISSSELL, Chalmer ('32-'33)  
 CLANTON, Ucal ('22)  
 CLARK, Allie ('48-'51)  
 CLARK, Bryan ('85)  
 CLARK, Dave ('86-'89)  
 CLARK, Harvey ('02)  
 CLARK, James ('71)  
 CLARK, Mark ('93-'95)  
 CLARK, Robert ('20-'21)  
 CLARK, Terry ('97)  
 CLARK, William ('24)  
 CLARKE, Joshua ('08-'09)  
 CLARKE, Justin ('05-'10)  
 CLARKE, Sumpter ('23-'24)  
 CLARKSON, Walter ('07-'08)  
 CLINE, Ty ('60-'62)  
 CLINGMAN, William ('03)  
 CLINTON, Lou ('65)  
 CLYDE, David ('78-'79)  
 CODIROLI, Chris ('88)

COLAVITO, Rocky ('55-'59, '65-'67)  
 COLBERT, Vince ('70-'72)  
 COLE, Albert ('25)  
 COLE, Alex ('90-'92)  
 COLEMAN, Gordon ('59)  
 COLEMAN, Robert ('16)  
 COLLAMORE, Al ('14-'15)  
 COLLARD, Earl ('27-'28)  
 COLLINS, Don ('80)  
 COLLUM, Jackie ('62)  
 COLON, Bartolo ('97-)  
 COMBS, Merrill ('51-'52)  
 COMER, Steve ('84)  
 CONGALTON, William ('05-'07)  
 CONNALLY, George ('31-'34)  
 CONNATSER, Bruce ('31-'32)  
 CONNOLLY, Ed ('67)  
 CONNOLLY, Joe ('22-'23)  
 CONNOR, Joseph ('01)  
 CONSTABLE, Jim ('58)  
 CONWAY, Jack ('41, '46-'47)  
 CONYERS, Herb ('50)  
 COOK, Dennis ('92-'93, '95)  
 CORA, Joey ('98)  
 COUGHTRY, Marlan ('62)  
 COUMBE, Fred ('14-'19)  
 COVELESKI, Stan ('16-'24)  
 COX, Ted ('78-'79)  
 CRAGHEAD, Howard ('31 '33)  
 CRAIG, Rodney ('82)  
 CRANDALL, Del ('66)  
 CREEL, Keith ('85)  
 CRISTALL, William ('01)  
 CROSBY, Ed ('74-'76)  
 CROSS, Frank ('01)  
 CRUZ, Jacob ('98-)  
 CRUZ, Victor ('79-'80)  
 CULLENBINE, Roy ('43-'45)  
 CULLOP, Henry ('27)  
 CULLOP, Nick ('13-'14)  
 CULMER, Wil ('83)  
 CULVER, George ('66-'67)  
 CURRY, Tony ('66)  
 CURTIS, Chad ('97)  
 CURTIS, Jack ('63)  
 CYPERT, Al ('14)

**D**

DADE, Paul ('77-'79)  
 DAILEY, Bill ('61-'62)  
 DALENA, Pete ('89)  
 DALEY, Bud ('55-'57)  
 DALY, Tom ('16)  
 DASHNER, Lee ('13)  
 DAVAILILLO, Vic ('63-'68)  
 DAVIDSON, Homer ('08)  
 DAVIS, Bill ('65-'66)  
 DAVIS, Harry ('12)  
 DAVIS, Steve ('89)  
 DAWSON, Joe ('24)  
 DEAN, Alfred ('41-'43)  
 DeBERRY, Hank ('16-'17)  
 DEEMON, Jeff ('88)  
 DELAHANTY, Frank ('07)  
 de La HOZ, Mike ('60-'63)  
 DEMETER, Don ('67)  
 DEMETER, Steve ('60)  
 DeMOTT, Ben ('10-'11)  
 DEMPSEY, Rick ('87)  
 DENNING, Otto ('42-'43)  
 DENNY, John ('80-'82)  
 DENTE, Sam ('54-'55)  
 DESAUTELS, Gene ('41-'43, '45)  
 DesJARDIEN, Paul ('16)

DETORE, George ('30-'31)  
 DEVLIN, James ('44)  
 DIAZ, Bo ('78-'81)  
 DIAZ, Einar ('96-)  
 DICKEN, Paul ('64, '66)  
 DICKERSON, George ('17)  
 DILLARD, Don ('59-'62)  
 DILLINGER, Harley ('14)  
 DILONE, Miguel ('80-'83)  
 DIPOTO, Jerry ('93-'94)  
 DOANE, Walter ('09-'10)  
 DOBSON, Joe ('39-'40)  
 DOBSON, Pat ('76-'77)  
 DOBY, Larry ('47-'55, '58)  
 DOLJACK, Frank ('43)  
 DONAHUE, Francis ('03-'05)  
 DONAHUE, Patrick ('10)  
 DONOHUE, Peter ('31)  
 DONOVAN, Dick ('62-'65)  
 DONOVAN, Mike ('04)  
 DONOVAN, Thomas ('01)  
 DORAN, William ('22)  
 DORMAN, Dwight ('28)  
 DORNER, August ('02-'03)  
 DORSETT, Brian ('87)  
 DORSETT, Calvin ('40-'41, '47)  
 DOWLING, Peter ('01)  
 DRAKE, Logan ('22-'24)  
 DRAKE, Thomas ('39)  
 DUFFY, Frank ('72-'77)  
 DUNCAN, Dave ('73-'74)  
 DUNLOP, George ('13-'14)  
 DUNNING, Steve ('70-'73)  
 DUNSTON, Shawon ('98)  
 DYBZINSKI, Jerry ('80-'82)  
 DYCK, James ('54)

**E**

EAGAN, Charles ('01)  
 EASTER, Luke ('49-'54)  
 EASTERLY, Jamie ('83-'87)  
 EASTERLY, Ted ('09-'12)  
 ECKERSLEY, Dennis ('75-'77)  
 EDMONDSON, George ('22-'24)  
 EDMONSON, Ed ('13)  
 EDWARDS, Doc ('62-'63)  
 EDWARDS, Hank ('41-'43, '46-'49)  
 EDWARDS, Jim ('22-'25)  
 EELLS, Harry ('06)  
 EGAN, Arthur ('14-'15)  
 EGLOFF, Bruce ('91)  
 EIBEL, Henry ('12)  
 EICHELBERGER, Juan ('83)  
 EICHRODT, Fred ('25-'27)  
 EISENSTAT, Harry ('39-'42)  
 ELLERBE, Frank ('24)  
 ELLINGSEN, Bruce ('74)  
 ELLIS, John ('73-'75)  
 ELLISON, George ('20)  
 ELLSWORTH, Dick ('69-'70)  
 EMBREE, Alan ('92, '95-'96)  
 EMBREE, Charles ('41-'42, '44-'47)  
 ENGEL, Joe ('19)  
 ENGLE, Arthur ('16)  
 ENZMANN, John ('18-'19)  
 ESCHEN, James ('15)  
 ESCOBAR, Jose ('91)  
 ESPINOZA, Alvaro ('93-'96)  
 ESSEGIAN, Chuck ('61-'62)  
 ESSIEN, Jim ('83)  
 EUMICK, Fernandes ('17)  
 EVANS, Joe ('15-'22)  
 EVERS, Hoot ('55-'56)

## F

- FAETH, Tony ('19-'20)  
 FAHR, Gerald ('51)  
 FAIN, Ferris ('55)  
 FALK, Bibb ('29-'31)  
 FALKENBERG, Fred ('08-'11, '13)  
 FANWELL, Harry ('10)  
 FARMER, Ed ('71-'73)  
 FARMER, Jack ('18)  
 FARR, Steve ('84, '94)  
 FARRELL, John ('87-'90, '95)  
 FELLER, Bob ('36-'41, 45-'56)  
 FERMIN, Felix ('89-'93)  
 FERNANDEZ, Tony ('97)  
 FERRARESE, Don ('58-'59)  
 FERRELL, Wesley ('27-'33)  
 FERRICK, Tom ('42, '46)  
 FERRY, Alfred ('05)  
 FEWSTER, Chick ('24-'25)  
 FIELDER, Cecil ('98)  
 FIROVA, Dan ('88)  
 FISCHER, Carl ('37)  
 FISCHLIN, Mike ('81-'85)  
 FISHER, Ed ('68)  
 FISHER, Gus ('11)  
 FITZGERALD, Ed ('59)  
 FITZKE, Paul ('24)  
 FITZMORRIS, Al ('77-'78)  
 FLANIGAN, Ray ('46)  
 FLEMING, Les ('41-'42, '45-'47)  
 FLICK, Elmer ('02-'10)  
 FLORES, Jesse ('50)  
 FOILES, Hank ('53, '55-'56, '60)  
 FONSECA, Lew ('27-'31)  
 FORD, Ted ('70-'71, '73)  
 FOSSE, Ray ('67-'72, '76-'77)  
 FOSTER, Alan ('71)  
 FOSTER, Edward ('08)  
 FOSTER, Roy ('70-'72)  
 FRANCO, Julio ('83-'88, '96-'97)  
 FRANCONA, Terry ('88)  
 FRANCONA, Tito ('59-'64)  
 FRAZIER, George ('84)  
 FRAZIER, Joe ('47)  
 FREIBURGER, Vernon ('41)  
 FREISLEBEN, Dave ('78)  
 FRIDLEY, Jim ('52)  
 FRIEND, Owen ('53)  
 FRIERSON, Robert ('41)  
 FROBEL, Doug ('87)  
 FRY, Johnson ('23)  
 FRYMAN, Travis ('98-)  
 FULLER, Vern ('64, '66-'70)  
 FUNK, Frank ('60-'62)
- G**  
 GAFFKE, Fabian ('41-'42)  
 GAGLIANO, Ralph ('65)  
 GALATZER, Milton ('33-'36)  
 GALEHOUSE, Dennis ('34-'38)  
 GALLAGHER, Charlie ('01)  
 GALLAGHER, Dave ('87)  
 GALLAGHER, Jackie ('23)  
 GAMBLE, Oscar ('73-'75)  
 GANDIL, Charles ('16)  
 GARBARK, Robert ('34-'35)  
 GARCIA, Mike ('48-'59)  
 GARDNER, Larry ('19-'24)  
 GARDNER, Ray ('29-'30)  
 GARDNER, Rob ('68)  
 GARLAND, Wayne ('77-'81)  
 GARRETT, Clarence ('15)  
 GASSAWAY, Charles ('46)
- GEIGER, Gary ('58)  
 GENINS, Frank ('01)  
 GENTILE, Jim ('66)  
 GEORGE, Charles ('35-'36)  
 GEORGE, Lefty ('12)  
 GERKEN, George ('27-'28)  
 GETTEL, Al ('47-'48)  
 GETZ, Gus ('18)  
 GIL, Gus ('67)  
 GILES, Brian ('95-'98)  
 GILL, John ('27-'28)  
 GINN, Tinsley ('14)  
 GINSBERG, Joe ('53-'54)  
 GLAVENICH, Luke ('13)  
 GLEESON, James ('36)  
 GLENDON, Martin ('03)  
 GLIATTO, Salvador ('30)  
 GLYNN, Bill ('52-'54)  
 GLYNN, Ed ('81-'83)  
 GOCHNAUR, John ('02-'03)  
 GOGOLEWSKI, Bill ('74)  
 GOLDMAN, Jonah ('28, '30-'31)  
 GOMEZ, Ruben ('62)  
 GONZALES, Rene ('94)  
 GONZALEZ, Denny ('89)  
 GONZALEZ, Jose ('91)  
 GONZALEZ, Orlando ('76)  
 GONZALEZ, Pedro ('65-'67)  
 GOOCH, Lee ('15)  
 GOOD, Wilbur ('08-'09)  
 GOODEN, Dwight ('98-)  
 GORDON, Don ('87-'88)  
 GORDON, Joe ('47-'50)  
 GOULD, Al ('16-'17)  
 GOZZO, Mauro ('90-'91)  
 GRABER, Rod ('58)  
 GRAHAM, George ('02)  
 GRAMLAY, Tom ('68)  
 GRANEY, Jack ('08, 10-'22)  
 GRANT, Edward ('05)  
 GRANT, George ('27-'29)  
 GRANT, James ('43-'44)  
 GRANT, Jim ('58-'64)  
 GRASSO, Mickey ('54)  
 GRAVES, Danny ('96)  
 GRAY, Gary ('80)  
 GRAY, John ('57)  
 GRAY, Ted ('55)  
 GREEN, Gene ('62-'63)  
 GREGG, David ('13)  
 GREGG, Vean ('11-'14)  
 GRIFFIN, Alfredo ('76-'78)  
 GRIGGS, Arthur ('11-'12)  
 GRIM, Bob ('60)  
 GRIMES, Oscar ('38-'42)  
 GRIMSLEY, Jason ('93-'95)  
 GRIMSLEY, Ross ('80)  
 GRISSOM, Marquis ('97)  
 GROMEK, Steve ('41-'53)  
 GROOM, Robert ('18)  
 GROTH, Ernie ('47-'48)  
 GRUBB, Harvey ('12)  
 GRUBB, Johnny ('77-'78)  
 GUANTE, Cecilio ('90)  
 GUISTO, Louis ('16-'17, '21-'23)  
 GULLEY, Thomas ('23-'24)  
 GUNKEL, Woodward ('16)
- H**  
 HAGERMAN, Zerah ('14-'16)  
 HALE, Bob ('60-'61)  
 HALE, Odell ('31, '33-'40)  
 HALL, Jimmie ('68-'69)  
 HALL, Mel ('84-'88)
- HALL, Russell ('01)  
 HALLA, John ('05)  
 HALLMAN, Bill ('01)  
 HALT, Alva ('18)  
 HAMANN, Elmer ('22)  
 HAMILTON, Jack ('69)  
 HAMILTON, Steve ('61)  
 HAMMOND, Walter ('15, '22)  
 HAMNER, Granny ('59)  
 HAND, Rich ('70-'71)  
 HANSEN, Doug ('51)  
 HARDER, Mel ('28-'47)  
 HARDY, Carroll ('58-'60)  
 HARDY, John ('03)  
 HARGAN, Steve ('65-'72)  
 HARGROVE, Mike ('79-'85)  
 HARKNESS, Fred ('10-'11)  
 HARPER, Tommy ('68)  
 HARRAH, Toby ('79-'83)  
 HARRELL, Billy ('55, '57-'58)  
 HARRELSON, Ken ('69-'71)  
 HARRIS, Billy ('68)  
 HARRIS, Charles ('51)  
 HARRIS, Joe ('17, '19)  
 HARRIS, Mickey ('52)  
 HARRISON, Roric ('75)  
 HARSHMAN, Jack ('59-'60)  
 HARSTAD, Oscar ('15)  
 HART, William ('01)  
 HARTFORD, Bruce ('14)  
 HARTLEY, Grover ('29-'30)  
 HARTMAN, Bob ('62)  
 HARVEL, Luther ('28)  
 HARVEY, Erwin ('01-'02)  
 HASSEY, Ron ('78-'84)  
 HATFIELD, Fred ('58)  
 HAUGER, John ('12)  
 HAUSER, Joe ('29)  
 HAVENS, Brad ('88-'89)  
 HAWKINS, Wynn ('60-'62)  
 HAWORTH, Howard ('15)  
 HAYES, Frank ('45-'46)  
 HAYES, Von ('81-'82)  
 HEATH, Jeff ('36-'45)  
 HEATON, Neal ('82-'86)  
 HEDLUND, Mike ('65, '68)  
 HEFFNER, Bob ('66)  
 HEGAN, Jim ('41-'42, '46-'57)  
 HEIDEMANN, Jack ('69-'72, '74)  
 HELD, Woodie ('58-'64)  
 HELF, Henry ('38, '40)  
 HEMAN, Russ ('61)  
 HEMPHILL, Charles ('02)  
 HEMSLEY, Rollie ('38-'41)  
 HENDERSON, Bernard ('21)  
 HENDRICK, George ('73-'76)  
 HENDRICK, Harvey ('25)  
 HENDRYX, Tim ('11-'12)  
 HENGEL, Dave ('89)  
 HENNIGAN, Phil ('69-'72)  
 HENRY, Earl ('44-'45)  
 HERMOSO, Angel ('74)  
 HERNANDEZ, Jeremy ('93)  
 HERNANDEZ, Jose ('92)  
 HERNANDEZ, Keith ('90)  
 HERSHISER, Orel ('95-'97)  
 HESS, Otto ('02, '04-'08)  
 HEVING, Joe ('37-'38, '41-'44)  
 HICKEY, John ('04)  
 HICKMAN, Charles ('02-'04, '09)  
 HIGGINS, Bob ('09)  
 HIGGINS, Dennis ('70)  
 HIGGINS, Mark ('89)

HILDEBRAND, Oral ('31-'36)  
 HILGENDORF, Tom ('72-'74)  
 HILL, Glenallen ('91-'93)  
 HILL, Herb ('15)  
 HILL, Hugh ('03)  
 HILL, Ken ('95)  
 HILLEGAS, Shawn ('91)  
 HINCHMAN, Harry ('07)  
 HINCHMAN, William ('07-'09)  
 HINTON, Chuck ('65-'67, '69-'71)  
 HINZO, Tommy ('87, '89)  
 HOAG, Myril ('44-'45)  
 HOCKETT, Oris ('41-'44)  
 HODAPP, John ('25-'32)  
 HODGE, Harold ('71)  
 HOFFER, Bill ('01)  
 HOFFMAN, Edward ('15)  
 HOGAN, Harry ('01)  
 HOGAN, Ken ('23-'24)  
 HOHNHORST, Ed ('10-'12)  
 HOLLAND, Robert ('34)  
 HOLLOWAY, Ken ('29-'30)  
 HOOD, Don ('75-'79)  
 HOOPER, Bob ('53-'54)  
 HORN, Sam ('93)  
 HORTON, Tony ('67-'70)  
 HORTON, Willie ('78)  
 HOSKINS, Dave ('53-'54)  
 HOUTTEMAN, Art ('53-'57)  
 HOWARD, Doug ('76)  
 HOWARD, Ivan ('16-'17)  
 HOWARD, Thomas ('92-'93)  
 HOWELL, Millard ('40)  
 HOWELL, Murray ('41)  
 HOWSER, Dick ('63-'66)  
 HUBBARD, Trinidad ('97)  
 HUDLIN, Willis ('26-'40)  
 HUFF, Mike ('91)  
 HUGHES, Roy ('35-'37)  
 HUISMANN, Mark ('87)  
 HUMPHRIES, John ('38-'40)  
 HUNNEFIELD, William F. ('31)  
 HUNTER, Billy ('58)  
 HUNTER, William E. ('12)

## I

IDTT, Fred ('03)  
 IRWIN, Thomas ('38)

## J

JABLONOWSKI, Pete ('30-'32)  
 JACKSON, Damian ('96-'97)  
 JACKSON, Jimmy ('05-'06)  
 JACKSON, Joe ('10-'15)  
 JACKSON, Michael W. ('73)  
 JACKSON, Michael R. ('97-)  
 JACKSON, Randy ('58-'59)  
 JACOBSON, Bill ('27)  
 JACOBY, Brook ('84-'91, '92)  
 JACOME, Jason ('97-'98)  
 JAMES, Chris ('90-'91)  
 JAMES, Dion ('89-'90)  
 JAMES, Lefty ('12-'14)  
 JAMES, William H. ('11-'12)  
 JAMIESON, Charles ('19-'32)  
 JASPER, Harry ('19)  
 JEANES, Ernest ('21-'22)  
 JEFFCOAT, Mike ('83-'85)  
 JEFFERSON, Reggie ('91-'93)  
 JEFFERSON, Stan ('90)  
 JESSEE, Dan ('29)  
 JETER, John ('74)  
 JIMENEZ, Houston ('88)  
 JOHN, Tommy ('63-'64)

JOHNSON, Alex ('72)  
 JOHNSON, Bob ('74)  
 JOHNSON, Cliff ('79-'80)  
 JOHNSON, Jerry ('73)  
 JOHNSON, Larry D. ('72, '74)  
 JOHNSON, Lou ('68)  
 JOHNSON, Victor ('46)  
 JOHNSTON, Doc ('12-'14, '18-'21)  
 JONES, Doug ('86-'91, '98)  
 JONES, Hal ('61-'62)  
 JONES, Sam P. ('14-'15)  
 JONES, Sam ('51-'52)  
 JONES, Willie ('59)  
 JORDAN, Scott ('88)  
 JORDAN, Tom ('46)  
 JOSS, Adrian ('02-'10)  
 JUDEN, Jeff ('97)  
 JUDNICH, Walt ('48)  
 JUNGELS, Ken ('37-'38, '40-'41)  
 JUSTICE, David ('97-)

## K

KAHDOT, Isaac ('22)  
 KAHL, Nick ('05)  
 KAHLER, George ('10-'14)  
 KAISER, Bob ('71)  
 KAISER, Jeff ('87-'90)  
 KAMM, William ('31-'35)  
 KARDOW, Paul ('36)  
 KARR, Ben ('25-'27)  
 KARSAY, Steve ('98-)  
 KAVANAGH, Martin ('16-'18)  
 KEEDY, Pat ('89)  
 KEEFE, David ('22)  
 KEKICH, Mike ('73)  
 KELLEY, Tom ('64-'67)  
 KELLY, Bob ('58)  
 KELLY, Pat ('81)  
 KELTNER, Ken ('37-'44, '46-'49)  
 KENDALL, Fred ('77)  
 KENNEDY, Bill ('48)  
 KENNEDY, Bob ('48-'54)  
 KENNEDY, Vernon ('42-'44)  
 KENNEY, Jerry ('73)  
 KENT, Jeff ('96)  
 KEOUGH, Marty ('60)  
 KERN, Jim ('74-'78, '86)  
 KIBBLE, John ('12)  
 KILKENNY, Mike ('72-'73)  
 KILLIAN, Ed ('03)  
 KINDALL, Jerry ('62-'64)  
 KINER, Ralph ('55)  
 KING, Eric ('91)  
 KING, Jim ('67)  
 KINNEY, Dennis ('78)  
 KIRBY, Wayne ('91-'96)  
 KIRKE, Jay ('14-'15)  
 KIRKLAND, Willie ('61-'63)  
 KIRSCH, Harry ('10)  
 KISER, Garland ('91)  
 KITTLE, Ron ('88)  
 KITTRIDGE, Malachi ('06)  
 KLEIN, Louis ('51)  
 KLEINE, Harold ('44-'45)  
 KLEPPER, Ed ('15-'17, '19)  
 KLIEMAN, Ed ('43-'48)  
 KLIMCHOCK, Lou ('68-'70)  
 KLINE, Steven Jack ('74)  
 KLINE, Steven J. ('97)  
 KLIPPSTEIN, John ('60)  
 KLUGMANN, Joe ('25)  
 KNAUPP, Henry ('10-'11)  
 KNICKERBOCKER, William ('33-'36)  
 KNODE, Robert ('23-'26)

KOESTNER, Elmer ('10)  
 KOMMINSK, Brad ('89)  
 KOPF, William, ('13)  
 KRAKAUSKAS, Joe ('41-'42, '46)  
 KRALICK, Jack ('63-'67)  
 KRAMER, Tom ('91, '93)  
 KRAPP, Gene ('11-'12)  
 KRAUSE, Harry ('12)  
 KREUGER, Rick ('78)  
 KRIVDA, Rick ('98)  
 KROLL, Gary ('69)  
 KRONER, John ('37-'38)  
 KRUGER, Arthur ('10)  
 KRUEGER, Ernest ('13)  
 KUBISZYN, Jack ('61-'62)  
 KUENN, Harvey ('60)  
 KUHN, Bernard ('24)  
 KUHN, Kenny ('55-'57)  
 KUIPER, Duane ('74-'81)  
 KURTZ, Hal ('68)  
 KUZAVA, Bob ('46-'47)

## L

LaCHANCE, George ('01)  
 LACEY, Bob ('81)  
 LACY, Osceola ('26)  
 LAJOIE, Napoleon ('02-'14)  
 LAMB, Ray ('71-'73)  
 LAMBETH, Otis ('16-'18)  
 LAMPKIN, Tom ('88)  
 LAND, Grover ('08-'11, '13)  
 LANDIS, Jim ('66)  
 LANGFORD, Elton ('27-'28)  
 LaROCHE, Dave ('75-'77)  
 LARY, Lyn ('37-'39)  
 LASHER, Fred ('70)  
 LASKEY, Bill ('88)  
 LATTIMORE, William ('08)  
 LATMAN, Barry ('60-'63)  
 LAW, Ron ('69)  
 LAWRENCE, Jim ('63)  
 LAWSON, Roxie ('30-'31)  
 LAXTON, Bill ('77)  
 LEBER, Emil ('05)  
 LEE, Cliff ('25-'26)  
 LEE, Leron ('74-'75)  
 LEE, Mike ('60)  
 LEE, Thornton ('33-'36)  
 LEEK, Gene ('59)  
 LEHNER, Paul ('51)  
 LEHR, Norman ('26)  
 LEIBOLD, Harry ('13-'15)  
 LEITNER, George ('02)  
 LEIUS, Scott ('96)  
 LELIVELT, Jack ('13-'14)  
 LeMASTER, Johnnie ('85)  
 LEMON, Bob ('41-'42, '46-'58)  
 LEMON, Jim ('50, '53)  
 LEON, Eddie ('68-'72)  
 LEONARD, Joseph ('16)  
 LEVINS, Jesse ('92-'95)  
 LEVISEN, Dutch ('23-'28)  
 LEWIS, Mark ('91-'94)  
 LEWALLYN, Dennis ('81-'82)  
 LIEBHARDT, Glenn ('06-'09)  
 LILLQUIST, Derek ('92-'94)  
 LIND, Carl ('27-'30)  
 LINDE, Lyman ('47-'48)  
 LINDSAY, William ('11)  
 LINDSEY, Jim ('22, '24)  
 LINK, Fred ('10)  
 LINTZ, Larry ('78)  
 LIPSKI, Bob ('63)

ALL-TIME ROSTER (continued)

LIS, Joe ('74-'76)  
 LISTER, Peter ('07)  
 LITTLETON, Larry ('81)  
 LIVINGSTON, Paddy ('01, '12)  
 LOCKE, Bobby ('59-'61)  
 LOCKLIN, Stu ('55-'56)  
 LOFTON, Kenny ('92-'96, '98-)  
 LOHR, Howard ('16)  
 LOLICH, Ron ('72-'73)  
 LOLLAR, Sherm ('46)  
 LOPEZ, Al ('47)  
 LOPEZ, Albie ('93-'97)  
 LOPEZ, Luis ('91)  
 LOPEZ, Marcelino ('72)  
 LORD, Bristol ('09-'10)  
 LOVULLO, Torey ('98)  
 LOWDERMILK, Grover ('16)  
 LOWENSTEIN, John ('70-'77)  
 LUKE, Matt ('98)  
 LUND, Gordon ('67)  
 LUNDBOM, John ('02)  
 LUNTE, Harry ('19-'20)  
 LUPLOW, Al ('61-'65)  
 LUSH, William ('04)  
 LUTZKE, Walter ('23-'27)  
 LYON, Russell ('44)

**M**

MACHEMEHL, Charles ('71)  
 MACK, Ray ('38-'44, '46)  
 MACKIEWICZ, Felix ('45-'47)  
 MADDERN, Clarence ('51)  
 MAGALLANES, Ever ('91)  
 MAGLIE, Sal ('55-'56)  
 MAGRANN, Tom ('89)  
 MAHONEY, Jim ('62)  
 MAILS, John ('20-'22)  
 MAJESKI, Henry ('52-'55)  
 MALDONADO, Candy ('90, '93-'94)  
 MANNING, Rick ('75-'83)  
 MANTO, Jeff ('90-'91, '97-'98)  
 MARIS, Roger ('57-'58)  
 MARSH, Fred ('49)  
 MARTIN, Billy ('59)  
 MARTIN, Morris ('58)  
 MARTIN, Tom ('98-)  
 MARTINEZ, Carlos ('91-'93)  
 MARTINEZ, Dennis ('94-'96)  
 MARTINEZ, Tony ('63-'66)  
 MATHIAS, Carl ('60)  
 MAYE, Lee ('67-'69)  
 MEDINA, Luis ('88-'89, '91)  
 MEIXELL, Merten ('12)  
 MELE, Sam ('56)  
 MELTON, Bill ('77)  
 MERCKER, Kent ('96)  
 MERULLO, Matt ('94)  
 MESA, Jose ('92-'98)  
 MESSENGER, Andrew ('24)  
 METIVIER, George ('22-'24)  
 METKOVIICH, George ('47)  
 MEYER, Lambert ('45-'46)  
 MIDDLETON, John ('22)  
 MILACKI, Bob ('93)  
 MILBOURNE, Larry ('82)  
 MILJUS, John ('28-'29)  
 MILLIGAN, Randy ('93)  
 MILLER, Edwin ('18)  
 MILLER, Raymond ('17)  
 MILLER, Robert ('70)  
 MILLER, Walter ('24-'31)  
 MILLS, Abbott ('11)  
 MILLS, Buster ('42, '46)

MILLS, Frank ('14)  
 MILNAR, Al ('36, '38-'43)  
 MINGORI, Steve ('70-'73)  
 MINOSO, Minnie ('49, '51, '58-'59)  
 MITCHELL, Dale ('46-'56)  
 MITCHELL, Kevin ('97)  
 MITCHELL, Willie ('09-'16)  
 MLICKI, Dave ('92-'93)  
 MOELLER, Dan ('16)  
 MONACO, Blas ('37, '46)  
 MONGE, Sid ('77-'81)  
 MONTAGUE, Edward ('28, '30-'32)  
 MOON, Leo ('32)  
 MOORE, Barry ('70)  
 MOORE, Earl ('01-'07)  
 MOORE, Edward ('34)  
 MOORE, James ('28-'29)  
 MORA, Andres ('80)  
 MORAN, Billy ('58-'59, '64-'65)  
 MORGAN, Eddie ('28-'33)  
 MORGAN, Joe ('60-'61)  
 MORMAN, Alvin ('97-'98)  
 MORONKO, Jeff ('84)  
 MORRIS, Jack ('94)  
 MORTON, Guy ('14-'24)  
 MOSES, Gerry ('72)  
 MOSS, Howard ('46)  
 MOSSI, Don ('54-'58)  
 MULLINS, Fran ('86)  
 MUNCRIEF, Bob ('48)  
 MURCHISON, Thomas ('20)  
 MURRAY, Eddie ('94-'96)  
 MURRAY, Ray ('48, '50-'51)  
 MUTIS, Jeff ('91-'93)  
 MYATT, Glenn ('23-'35)  
 MYERS, Elmer ('19-'20)

**Mc**

McALEER, James ('01)  
 McBRIDE, Bake ('82-'83)  
 McCABE, Ralph ('46)  
 McCARTHY, Jack ('01-'03)  
 McCOSKY, Barney ('51-'53)  
 McCRAW, Tom ('72, '74-'75)  
 McCREA, Francis ('25)  
 McDONNELL, Jim ('43-'45)  
 McDOWELL, Jack ('96-'97)  
 McDOWELL, Oddibe ('89)  
 McDOWELL, Sam ('61-'71)  
 McGUIRE, James A. ('01)  
 McGUIRE, James T. ('08-'10)  
 McHALE, Martin ('16)  
 McINNIS, John ('27)  
 McKAIN, Harold ('22)  
 McLEMORE, Mark ('90)  
 McLISH, Cal ('56-'59)  
 McMAHON, Don ('64-'66)  
 McNEAL, John ('01)  
 McNULTY, Pat ('22, '24-'27)  
 McQUILLAN, George ('18)

**N**

NABHOLZ, Chris ('94)  
 NAGELSEN, Louis ('12)  
 NAGELSON, Russ ('68-'70)  
 NAGY, Charles ('90-)  
 NAHORODNY, Bill ('82)  
 NARAGON, Hal ('51, '54-'59)  
 NARLESKI, Ray ('54-'58)  
 NASH, Ken ('12)  
 NAYMICK, Mike ('39-'40, '43-'44)  
 NEEMAN, Cal ('63)  
 NEHER, James ('12)  
 NEIS, Bernie ('27)

NELSON, Dave ('68-'69)  
 NELSON, Rocky ('54)  
 NETTLES, Graig ('70-'72)  
 NETZEL, Milo ('09)  
 NEWCOMBE, Don ('60)  
 NEWHOUSER, Hal ('54-'55)  
 NICHOLS, Rod ('88-'92)  
 NICHOLLS, Simon ('10)  
 NIEHAUS, Richard ('20)  
 NIEKRO, Phil ('86-'87)  
 NIELSEN, Milt ('49, '51)  
 NIEMAN, Bob ('61-'62)  
 NILES, Harry ('10)  
 NILL, George ('07-'08)  
 NIPPER, Al ('90)  
 NISCHWITZ, Ron ('63)  
 NIXON, Otis ('84-'87)  
 NIXON, Russ ('57-'60)  
 NOBOA, Junior ('84, '87)  
 NOLES, Dickie ('86)  
 NORRIS, Jim ('77-'79)  
 NUNAMAKER, Leslie ('19-'22)

**O**

O'BRIEN, Jack ('01)  
 O'BRIEN, Pete ('89)  
 O'BRIEN, Peter ('07)  
 O'DEA, Paul ('44-'45)  
 ODENWALD, Ted ('21-'22)  
 ODOM, John ('75)  
 O'DONOGHUE, John ('66-'67)  
 OELKERS, Bryan ('86)  
 OGEA, Chad ('94-'98)  
 O'HAGEN, Harry ('02)  
 OJEDA, Bobby ('93)  
 OLIN, Steve ('89-'92)  
 OLIVER, Dave ('77)  
 OLSON, Gregg ('95)  
 OLSON, Ivan ('11-'14)  
 O'NEILL, Steve ('11-'23)  
 ONSLOW, Edward ('18)  
 OROSCO, Jesse ('89-'91)  
 ORTA, Jorge ('80-'81)  
 ORTIZ, Junior ('92-'93)  
 OSTDIEK, Henry ('04)  
 OTIS, Harry ('09)  
 OTTO, Dave ('91-'92)  
 OULLIBER, John ('33)  
 OWCHINKO, Bob ('80)

**P**

PADGETT, Ernie ('26-'27)  
 PAGEL, Karl ('81-'83)  
 PAIGE, George ('11)  
 PAIGE, Satchel ('48-'49)  
 PALMER, Lowell ('72)  
 PAPISH, Frank ('49)  
 PARKER, Harry ('76)  
 PARRISH, Lance ('93)  
 PARSONS, Casey ('87)  
 PASCHAL, Ben ('15)  
 PASCUAL, Camilo ('71)  
 PAUL, Mike ('68-'71)  
 PAWLOSKI, Stan ('55)  
 PAXTON, Mike ('78-'80)  
 PEARSON, Alexander ('03)  
 PEARSON, Monte ('32-'35)  
 PECK, Hal ('47-'49)  
 PECKINPAUGH, Roger ('10, '12-'13)  
 PENA, Geronimo ('96)  
 PENA, Orlando ('67)  
 PENA, Tony ('94-'96)  
 PENNER, Kenneth ('16)  
 PERCONTE, Jack ('82-'83)

PEREZCHICA, Tony ('91-'92)  
 PERKINS, Broderick ('83-'84)  
 PERLMAN, Jon ('88)  
 PERRIN, William ('34)  
 PERRING, George ('08-'10)  
 PERRY, Gaylord ('72-'75)  
 PERRY, Herbert ('94-'96)  
 PERRY, Jim ('59-'63, '74-'75)  
 PETERS, John ('18)  
 PETERS, Russ ('40-'44, '46)  
 PETERSON, Cap ('69)  
 PETERSON, Fritz ('74-'76)  
 PETTY, Jess ('21)  
 PEZOLD, Larry ('14)  
 PHELPS, Ken ('90)  
 PHILLEY, Dave ('54-'55)  
 PHILLIPS, Adolfo ('72)  
 PHILLIPS, Bubba ('60-'62)  
 PHILLIPS, Ed ('35)  
 PHILLIPS, Thomas ('19)  
 PICKERING, Ollie ('01-'02)  
 PIERETTI, Marino ('50)  
 PIERSALL, Jim ('59-'61)  
 PINA, Horacio ('68-'69)  
 PINIELLA, Lou ('68)  
 PINSON, Vada ('70-'71)  
 PITULA, Stan ('57)  
 PIZARRO, Juan ('69)  
 PLUNK, Eric ('92-'98)  
 POAT, Ray ('42-'44)  
 PODBIELAN, Bud ('59)  
 PODGAJNY, John ('46)  
 POLCHOW, Louis ('02)  
 POOLE, Jim ('95-'96, '98)  
 POPE, Dave ('52, '54-'56)  
 PORTER, Dick ('29-'34)  
 PORTER, J.W. ('58)  
 POST, Wally ('64)  
 POTT, Nelson ('22)  
 POUNDS, William ('03)  
 POWELL, John ('75-'76)  
 POWER, Ted ('92-'93)  
 POWER, Vic ('58-'61)  
 POWERS, Ellis ('32-'33)  
 POWERS, John ('60)  
 PRICE, John ('46)  
 PRUITT, Ron ('76-'81)  
 PYTLAK, Frank ('32-'40)

## Q

QUIRK, Jamie ('84)

## R

RABBITT, Joe ('22)  
 RADATZ, Dick ('66-'67)  
 RAFTERY, Thomas ('09)  
 RAGLAND, Tom ('73)  
 RAICH, Eric ('75-'76)  
 RAINES, Larry ('57-'58)  
 RAKERS, Jason ('98-)  
 RAMIREZ, Alex ('98-)  
 RAMIREZ, Manny ('93-)  
 RAMOS, Domingo ('88)  
 RAMOS, Pedro ('62-'64)  
 RATH, Morris ('10)  
 REED, Jerry ('82-'83, '85)  
 REED, Steve ('98-)  
 REGALADO, Rudy ('54-'56)  
 REICH, Herman ('49)  
 REILLEY, Alex ('09)  
 REILLY, Thomas ('14)  
 REINHOLZ, Arthur ('28)  
 REISER, Pete ('52)  
 REISIGL, Jacob ('11)

REUSCHEL, Paul ('78-'79)  
 REYNOLDS, Allie ('42-'46)  
 REYNOLDS, Bob ('75)  
 RHOADS, Robert ('03-'09)  
 RHOMBERG, Kevin ('82-'84)  
 RICE, Edgar ('34)  
 RIDDLEBERGER, Dennie ('72)  
 RIDZIK, Steve ('58)  
 RIPKEN, Billy ('95)  
 RITTER, Reggie ('86-'87)  
 RITTWAGE, Jim ('70)  
 ROA, Joe ('95-'96)  
 ROBERTS, Bip ('97)  
 ROBINSON, Eddie ('42, '46-'48, '57)  
 ROBINSON, Frank ('74-'76)  
 ROBINSON, Humberto ('59)  
 ROCCO, Mickey ('43-'46)  
 RODGERS, Wilbur ('15)  
 RODRIGUEZ, Rick ('88)  
 ROHN, Dan ('86)  
 ROHR, Billy ('68)  
 ROHDE, Dave ('92)  
 ROLLINS, Rich ('70)  
 ROMAN, Jose ('84-'86)  
 ROMANO, John ('60-'64)  
 ROMERO, Ramon ('84-'85)  
 ROMO, Vicente ('68-'69)  
 ROOF, Phil ('65)  
 ROSAR, Buddy ('43-'44)  
 ROSELLO, Dave ('79-'81)  
 ROSEN, Al ('47-'56)  
 ROSENTHAL, Larry ('41)  
 ROSS, Don ('45-'46)  
 ROSSMAN, Claude ('04, '06)  
 ROTH, Robert ('15-'18)  
 ROTHEL, Robert ('45)  
 ROY, Luther ('24-'25)  
 ROZEK, Dick ('50-'52)  
 RUDOLPH, Don ('62)  
 RUHLE, Vern ('85)  
 RUSSELL, Jack ('32)  
 RUSSELL, Jeff ('94)  
 RUSSELL, Lloyd ('38)  
 RUSZKOWSKI, Hank ('44-'45, '47)  
 RUTHERFORD, Jim ('10)  
 RYAN, Buddy ('12-'13)  
 RYAN, Jack ('08)

## S

SALAS, Mark ('89)  
 SALMON, Chico ('64-'68)  
 SALVESON, John ('43, '45)  
 SANDERS, Ken ('73-'74)  
 SANTANA, Rafael ('90)  
 SANTIAGO, Jose ('54-'55)  
 SCHAEFER, Herman ('18)  
 SCHAFFERNOETH, Joe ('61)  
 SCHATZEDER, Dan ('88)  
 SCHEIBECK, Frank ('01)  
 SCHEINBLUM, Richie ('65, '67-'69)  
 SCHLUETER, Norman ('44)  
 SCHRECKENGOST, Ossee ('02)  
 SCHROM, Ken ('86-'87)  
 SCHULZE, Don ('84-'86)  
 SCHWARTZ, William ('04)  
 SCORE, Herb ('55-'59)  
 SCOTT, Ed ('01)  
 SCUDDER, Scott ('92-'93)  
 SEANEZ, Rudy ('89-'91)  
 SEEDS, Robert ('30-'32, '34)  
 SEEREY, Pat ('43-'48)  
 SEITZER, Kevin ('96-'97)  
 SEPKOWSKI, Ted ('42, '46-'47)  
 SEWELL, Joe ('20-'30)  
 SEWELL, Luke ('21-'32, '39)  
 SEXSON, Richie ('97-)  
 SEYFRIED, Gordon ('63-'64)  
 SHANER, Walter ('23)  
 SHAUTE, Joe ('22-'30)  
 SHAW, Jeff ('90-'92)  
 SHAY, Danny ('01)  
 SHEAFFER, Danny ('89)  
 SHIELDS, Francis ('15)  
 SHILLING, James ('39)  
 SHINAULT, Enoch ('21-'22)  
 SHIPKE, William ('06)  
 SHOFFNER, Milburn ('29-'31)  
 SHUEY, Paul ('94-)  
 SIEBERT, Sonny ('64-'69)  
 SIMPSON, Harry ('51-'53, '55)  
 SIMS, Duke ('64-'70)  
 SITTON, Carl ('09)  
 SKALSKI, Joe ('89)  
 SKINNER, Joel ('89-'91)  
 SLATTERY, John ('03)  
 SLOCUMB, Heathcliff ('93)  
 SMILEY, John ('97)  
 SMITH, Al ('53-'57, '64)  
 SMITH, Alfred ('40-'45)  
 SMITH, Charles ('02)  
 SMITH, Clarence ('16-'17)  
 SMITH, Clay ('38)  
 SMITH, Elmer ('14-'17, '19-'21)  
 SMITH, Robert ('59)  
 SMITH, Roy ('84-'85)  
 SMITH, Sherrod ('22-'27)  
 SMITH Syd ('10-'11)  
 SMITH, Tommy ('73-'76)  
 SMITH, Willie ('67-'68)  
 SNYDER, Cory ('86-'90)  
 SNYDER, Russ ('68-'69)  
 SODD, William ('37)  
 SOLTERS, Julius ('37-'39)  
 SORENSEN, Lary ('82-'83)  
 SORRELLS, Ray ('22)  
 SORRENTO, Paul ('92-'95)  
 SOTHORON, Allen ('21-'22)  
 SOUTHWORTH, William ('13, '15)  
 SPEAKER, Tris ('16-'26)  
 SPEECE, Byron ('25-'26)  
 SPEED, Horace ('78-'79)  
 SPENCER, Roy ('33-'34)  
 SPIKES, Charlie ('73-'77)  
 SPILLNER, Dan ('78-'84)  
 SPRING, Jack ('65)  
 SPRINGER, Steve ('90)  
 SPRINZ, Joe ('30-'31)  
 SPURGEON, Fred ('24-'27)  
 STANGE, Lee ('64-'66)  
 STANLEY, Fred ('71-'72)  
 STANTON, Mike ('80-'81)  
 STARK, Monroe ('09)  
 STARNAGLE, George ('02)  
 STEEN, Bill ('12-'15)  
 STEINER, Jim ('45)  
 STEPHENS, Bryan ('47)  
 STEPHENSON, Riggs ('21-'25)  
 STEWART, Sammy ('87)  
 STEWART, Walter ('35)  
 STIGMAN, Dick ('60-'61)  
 STIRNWEISS, George ('51-'52)  
 STODDARD, Tim ('89)  
 STOVALL, George ('04-'11)  
 STOVALL, Jesse ('03)  
 STREIT, Oscar ('02)  
 STRICKLAND, George ('52-'57, '59-'60)

ALL-TIME ROSTER (continued)

STRICKLAND, Jim ('75)  
 STRIKER, Jake ('59)  
 STROM, Brent ('73)  
 STROMME, Floyd ('39)  
 SUAREZ, KEN ('68-'69, '71)  
 SUCHE, Charles ('38)  
 SUDAKIS, Bill ('75)  
 SULLIVAN, Dennis ('08-'09)  
 SULLIVAN, James ('23)  
 SULLIVAN, Paul ('39)  
 SULLIVAN, William ('36-'37)  
 SUMMA, Homer ('22-'28)  
 SUSCE, George ('41-'44)  
 SUTCLIFFE, Rick ('82-'84)  
 SUTHERLAND, Darrell ('68)  
 SWAN, Russ ('94)  
 SWINDELL, Greg ('86-'91, '96)  
 SWINDELL, Joshua ('11, '13)

**T**

TABLER, Pat ('83-'88)  
 TANNER, Chuck ('59-'60)  
 TASBY, Willie ('62-'63)  
 TAUBENSEE, Eddie ('91)  
 TAVAREZ, Julian ('93-'96)  
 TAVENER, John ('29)  
 TAYLOR, Luther ('02)  
 TAYLOR, Ron ('62)  
 TAYLOR, Sam ('63)  
 TEBBETTS, Birdie ('51-'52)  
 TEDROW, Allen ('14)  
 TEMPLE, John ('60-'61)  
 TERRY, Ralph ('65)  
 THIELMAN, John ('07-'08)  
 THOMAS, Carl ('60)  
 THOMAS, Chester ('18-'21)  
 THOMAS, Fay ('31)  
 THOMAS, Gorman ('83)  
 THOMAS, Stan ('76)  
 THOMAS, Valmy ('61)  
 THOMASON, Arthur ('10)  
 THOME, Jim ('91-)  
 THOMPSON, Rich ('85)  
 THOMPSON, Ryan ('96)  
 THONEY, Jack ('02-'03)  
 THORNTON, Andre ('77-'79, '81-'87)  
 TIANT, Luis ('64-'69)  
 TIDROW, Dick ('72-'74)  
 TIEFENAUER, Bob ('60, '65, '67)  
 TIMMERMAN, Tom ('73-'74)  
 TINGLEY, Ron ('88)  
 TIPTON, Joe ('48, '52-'53)  
 TOLSON, Charles ('25)  
 TOMANEK, Dick ('53-'54, '57-'58)  
 TORKELOSON, Chester ('17)  
 TORRES, Rosendo ('73-'74)  
 TOWNSEND, Jack ('06)  
 TREADWAY, Jeff ('93)  
 TRESH, Mike ('49)  
 TRILLO, Manny ('83)  
 TROSKY, Hal ('33-'41)  
 TROUPE, Quincy ('52)  
 TUCKER, Ollie ('28)  
 TUCKER, Scooter ('95)  
 TICKER, Thurman ('48-'51)  
 TURCHIN, Edward ('43)  
 TURNER, Matt ('94)  
 TURNER, Terry ('04-'18)  
 TYRIVER, Dave ('62)

**U**

UHLAENDER, Ted ('70-'71)  
 UHLE, George ('19-'28, '36)  
 UJDUR, Jerry ('84)

UNDERHILL, Vern ('27-'28)  
 UNSER, Dell ('72)  
 UPP, George ('09)  
 UPSHAW, Cecil ('74)  
 UPSHAW, Willie ('88)  
 USHER, Bob ('57)  
 USSAT, Bill ('25, '27)

**V**

VAIL, Mike ('78)  
 VALDEZ, Efrain ('90-'91)  
 VALDEZ, Sergio ('90-'91)  
 VALENTINETTI, Vito ('57)  
 VALO, Elmer ('59)  
 VAN CAMP, Al ('28)  
 VANDE BERG, Ed ('87)  
 VANDER MEER, John ('51)  
 VARNEY, Lawrence ('02)  
 VASBINDER, M. Calhoun ('02)  
 VELEZ, Otto ('83)  
 VERNON, Mickey ('49-'50, '58)  
 VERSALLES, Zailo ('69)  
 VERYZER, Tom ('78-'81)  
 VIDAL, Jose ('66-'68)  
 VILLONE, Ron ('98-)  
 VINSON, Ernest ('04-'05)  
 VIZCAINO, Jose ('96)  
 VIZQUEL, Omar ('94-)  
 VON OHLEN, Dave ('85)  
 VOSMIK, Joe ('30-'36)  
 VUKOVICH, George ('83-'85)

**W**

WADDELL, Tom ('84-'85, '87)  
 WAGNER, Leon ('64-'68)  
 WAITS, Rick ('75-'83)  
 WAKEFIELD, Howard ('05, '07)  
 WALKER, Edward ('02-'03)  
 WALKER, Fred ('12)  
 WALKER, Gerald ('41)  
 WALKER, James ('12, '15)  
 WALKER, Jerry ('63-'64)  
 WALKER, Mike ('88, '90-'91)  
 WALTERS, Al ('24-'25)  
 WAMBSGANSS, William ('14-'23)  
 WARD, Aaron ('28)  
 WARD, Colby ('90)  
 WARD, Preston ('56-'58)  
 WARD, Turner ('90-'91)  
 WARDLE, Curt ('85)  
 WASDELL, Jim ('46-'47)  
 WASHINGTON, Ron ('88)  
 WAYENBERG, Frank ('24)  
 WEATHERLY, Roy ('36-'42)  
 WEATHERS, Dave ('97)  
 WEAVER, Floyd ('62, '65)  
 WEBB, James ('38-'39)  
 WEBBER, Les ('46, '48)  
 WEBSTER, Mitch ('90-'91)  
 WEBSTER, Ray ('59)  
 WEIGEL, Ralph ('46)  
 WEIK, Dick ('50, '53)  
 WEILAND, Robert ('34)  
 WEINGARTNER, Elmer ('45)  
 WELF, Oliver ('16)  
 WENSLOFF, Charles ('48)  
 WERTZ, Bill ('93-'94)  
 WERTZ, Vic ('54-'58)  
 WEST, James ('05, '11)  
 WESTLAKE, Wally ('52-'55)  
 WEYHING, August ('01)  
 WHEELER, Ed ('45)  
 WHISENANT, Pete ('60)  
 WHITEHILL, Earl ('37-'38)

WHITEN, Mark ('91-'92, '98-)  
 WHITFIELD, Fred ('63-'67)  
 WHITSON, Ed ('82)  
 WICKANDER, Kevin ('89-'90, '92-'93)  
 WIGHT, Bill ('53, '55)  
 WIHTOL, Sandy ('79-'80, '82)  
 WILCOX, Milt ('72-'74)  
 WILHELM, Hoyt ('57-'58)  
 WILIE, Denney ('15)  
 WILKINS, Eric ('79)  
 WILKINSON, Roy ('18)  
 WILKS, Ted ('52-'53)  
 WILLARD, Jerry ('84-'85)  
 WILLIAMS, Alva ('18)  
 WILLIAMS, Dick ('57)  
 WILLIAMS, Eddie ('86-'88)  
 WILLIAMS, Fred ('45)  
 WILLIAMS, Matt ('97)  
 WILLIAMS, Reggie ('88)  
 WILLIAMS, Stan ('65, '67-'69)  
 WILLIAMS, Walt ('73)  
 WILLIS, Les ('47)  
 WILLS, Frank ('86-'87)  
 WILSON, Arthur ('21)  
 WILSON, Bob ('60)  
 WILSON, Enrique ('97-)  
 WILSON, Francis ('28)  
 WILSON, Jim ('85)  
 WILSON, Nigel ('96)  
 WINCHELL, Fred ('09)  
 WINEGARNER, Ralph ('30, '32, '34-'36)  
 WINFIELD, Dave ('95)  
 WINN, George ('22-'23)  
 WISE, Rick ('78-'79)  
 WOJNA, Ed ('89)  
 WOLF, Ernest ('12)  
 WOLFF, Roger ('47)  
 WOOD, Joe ('17-'22)  
 WOOD, Robert ('01-'02)  
 WOOD, Roy ('14-'15)  
 WOODSHICK, Hal ('58)  
 WOODLING, Gene ('43, '46, '55-'57)  
 WORKMAN, Charles ('38, '41)  
 WORRELL, Tim ('98)  
 WORTHINGTON, Craig ('92)  
 WRIGHT, Albert ('35)  
 WRIGHT, Clarence ('02-'03)  
 WRIGHT, Jaret ('97-)  
 WRIGHT, William ('09)  
 WYATT, Loral ('24)  
 WYATT, Whitlow ('37)  
 WYNN, Early ('49-'57, '63)

**Y**

YEAGER, George ('01)  
 YETT, Rich ('86-'89)  
 YINGLING, Earl ('11)  
 YORK, Michael ('91)  
 YOTER, Elmer ('24)  
 YOUNG, Bobby ('55-'56)  
 YOUNG, Cliff ('93)  
 YOUNG, Cy ('09-'11)  
 YOUNG, George ('13)  
 YOUNG, Matt ('93)  
 YOUNG, Mike ('89)  
 YOWELL, Carl ('24-'25)

**Z**

ZINN, James ('29)  
 ZOLDAK, Sam ('48-'50)  
 ZUBER, William ('36, '38-'40)  
 ZUVELLA, Paul ('88-'89)  
 ZUVERINK, George ('51-'52)



Photo Credit: Texas Rangers

## Opponents

Anaheim Angels .....	384
Baltimore Orioles .....	385
Boston Red Sox .....	386
Chicago White Sox .....	387
Detroit Tigers .....	388
Kansas City Royals .....	389
Minnesota Twins .....	390
New York Yankees .....	391
Oakland Athletics .....	392
Seattle Mariners .....	393
Tampa Bay Devil Rays .....	394
Texas Rangers .....	395
Toronto Blue Jays .....	396
Chicago Cubs .....	397
Cincinnati Reds .....	397
Houston Astros .....	397
Milwaukee Brewers .....	398
Pittsburgh Pirates .....	399
St. Louis Cardinals .....	399



## ANAHEIM ANGELS

P.O. Box 2000, Anaheim, CA 92803, (714) 937-7200  
**Cleveland Hotel:** Marriott at Key Center (216) 696-9200

---

*Vice President of Communications*     *Tim Mead*

---

*Manager, Baseball Information*     *Larry Babcock*

---

*Field Manager*     *Terry Collins*

---

*Media/Travel Coordinator*     *Tom Taylor*

### CLEVELAND VS. ANAHEIM LAST 10 YEARS

Year	Home	Road	Totals
1989	5-1	2-4	7-5
1990	2-4	3-3	5-7
1991	1-5	4-2	5-7
1992	3-3	3-3	6-6
1993	5-1	2-4	7-5
1994	2-0	3-0	5-0
1995	1-1	1-2	2-3
1996	6-1	3-3	9-4
1997	1-5	3-2	4-7
1998	3-2	4-2	7-4

**All-Time Record: 231-252**

### LAST CLEVELAND SWEEP

at CLE	at ANA
3-Game: 7/25-7/26/80	4/3-4/5/98
4-Game: 9/9-9/12/96	6/18-6/20/65

### LAST ANAHEIM SWEEP

at CLE	at ANA
3-Game: 6/1-6/3/84	4/20-4/22/93
4-Game: 7/28-7/30/97	5/13-5/16/82

### 1998 FACTS

The Indians own a record of 92-107 (.462) in Anaheim Stadium and are 113-131 (.463) lifetime in Anaheim vs. the Angels...The Indians hold a record of 118-121 (.494) vs. Anaheim in Cleveland with a 13-9 (.591) mark in Jacobs Field vs. the Halos in 1994.

Bartolo Colon tossed his first career shutout at Anaheim on April 4, an 11-0 victory over Allen Watson in his first start of 1998...The Angels also forced Colon into his shortest start of the year, a 1.0 inning stint on September 2 in Cleveland...That night the Angels collected 21 hits, the most by an Indians opponent in 1998 (9.0 inning game).

The Indians hit .304 (116-381) off Angel pitching with 26 2B, 14 HR & 65 RBI in the 11 games...Indians pitchers compiled an ERA of 5.88 against the Halos (98.0IP, 114H, 64ER) while compiling a 7-4 record...Jaret Wright was 0-2 vs. his hometown club with a 15.19 ERA in 3 starts (10.2IP, 19H, 18ER).

### HISTORICAL FACTS

The Angels played their first game at Jacobs Field on May 30, 1994... Charles Nagy earned the victory as the Tribe beat California 10-2 with the loss going to former Tribesman John Farrell... Carlos Baerga had a 2-run home run for the Indians.

The Angels closed out Cleveland Stadium with a record of 112-105 all-time on the Lakefront.

Matt Williams set a club record and equaled a major league record by driving in 6 runs in the 4th inning at Anaheim on April 27, 1997...Indians scored 10 runs in the inning, their largest single-inning output of the '97 season.

The Angels final game at the Stadium was played on July 18, 1993... Rookie Albie Lopez recorded his first major league victory in the Indians 2-1 triumph over All-Star Mark Langston who went the distance in a losing effort.

On July 31, 1963 the Indians clubbed four consecutive home runs against the Angels... The homers were hit by Woodie Held, Pedro Ramos, Tito Francona and Larry Brown.

Fifteen times an Indians pitcher has thrown a no-hitter... On May 30, 1977 former Tribesman Dennis Eckersley no-hit the Angels at Cleveland Stadium in a 1-0 Tribe win.



## BALTIMORE ORIOLES

333 West Camden St., Baltimore, MD 21201, (410) 685-9800  
**Cleveland Hotel:** Marriott at Key Center (216) 696-9200

<i>Public Relations Director</i>	<i>John Maroon</i>
<i>Assistant Public Relations Director</i>	<i>Bill Stetka</i>
<i>Field Manager</i>	<i>Ray Miller</i>
<i>Traveling Secretary</i>	<i>Phil Itzoe</i>

CLEVELAND VS. BALTIMORE LAST 10 YEARS			
Year	Home	Road	Totals
1989	3-3	3-4	6-7
1990	3-4	4-2	7-6
1991	3-3	3-4	6-7
1992	3-4	3-3	6-7
1993	3-3	2-5	5-8
1994	2-2	4-2	6-4
1995	6-0	4-2	10-2
1996	4-2	3-3	7-5
1997	3-2	2-4	5-6
1998	3-3	3-2	6-5
<b>All-Time Record: 362-352</b>			

LAST CLEVELAND SWEEP	
at CLE	at BAL
3-Game: 9/8-9/10/95	4/15-4/17/88
4-Game: 4/8-4/11/71	5/10-5/12/68
LAST BALTIMORE SWEEP	
at CLE	at BAL
3-Game: 4/10-4/12/87	8/6-8/8/93
4-Game: 9/24-9/26/71	5/26-5/29/72

### 1998 FACTS

The Indians are 191-166 (.535) lifetime vs. Baltimore in Cleveland with an 18-9 (.667) mark in Jacobs Field since the building opened in 1994... Orioles lost 10 straight games in Jacobs Field between 6/30/94-8/2/96...The Indians are 171-186 (.479) lifetime in Baltimore with an 21-21 (.500) mark in Camden Yards since it opened in 1992.

Chris Hoiles had a career night in Cleveland on August 14, becoming the 9th player in Major League history to hit two grand slams in a game (8th AL player, 3rd Oriole)...His 8 RBI were a career-high as Indians starter Charles Nagy allowed a career-high 10 earned runs...The Orioles won the game 15-3, the most runs ever scored by an opposing team in Jacobs Field.

Mike Mussina suffered a broken nose and cut over his right eye after being hit by a Sandy Alomar line drive on May 14 at Baltimore...Mussina missed 3 weeks because of the injury...Cal Ripken became Baltimore's all-time franchise hit leader when he collected career hit #2849 off Jaret Wright on August 21 in Camden Yards.

The Indians hit .261 (100-383) off Oriole pitching with 23 2B, 10 HR & 59 RS in the 11 games...Indians pitchers compiled an ERA of 5.52 against the Birds (101.OIP, 116H, 62ER) while compiling a 6-5 record.

### HISTORICAL FACTS

Albert Belle became the franchise leader in career homers on July 25, 1996 in Camden Yards when he hit career HR #227 off Rocky Copping in the first inning, breaking Earl Averill's mark of 226 from 1929-39.

The Indians and Orioles faced off in the 1997 post-season for the second consecutive year in the ALCS, with the Indians winning the best of 7-game series, 4 games to 2...The Indians won the series, despite batting .193 (40-207) for the series and were outscored, 19-18...The Indians had 3 last at bat wins in the series...Marquis Grissom was named MVP, hitting .261 (6-23) with a HR & 4 RBI in the 6-game set.

The Orioles played their first game at Jacobs Field on June 27, 1994—a 7-6 loss for the Tribe... Indians starter Charles Nagy took the loss and O's reliever Tom Bolton notched the victory... The Orioles had solo home runs from Harold Baines and Jeff Tackett.

The Orioles closed out Cleveland Stadium with a 157-173 record on the Lakefront.

On September 1, 1978, Baltimore's Sammy Stewart struck out seven Indians batters in a row...It marks the Indians record for most successive strikeouts.

On July 6, 1954 the Indians started their game against the Orioles by scoring 8 runs before an out was recorded...That still stands as the Major League record for most runs at the start of a game with none out.

Rocky Colavito became the only Indians ever to homer four times in one game on June 10, 1959 at Baltimore.

OPPONENTS



## BOSTON RED SOX

4 Yawkey Way, Fenway Park, Boston, MA 02215, (617) 267-9440  
**Cleveland Hotel:** Marriott at Key Center (216) 696-9200

---

*Director of Corporate Communications* Kevin Shea

---

*Baseball Information Coordinator* Glenn Wilburn

---

*Field Manager* Jimmy Williams

---

*Traveling Secretary* Jack McCormick

### CLEVELAND VS. BOSTON LAST TEN YEARS

Year	Home	Road	Totals
1989	2-4	3-4	5-8
1990	1-6	3-3	4-9
1991	1-5	3-4	4-9
1992	4-3	3-3	7-6
1993	4-2	4-3	8-5
1994	4-0	3-3	7-3
1995	4-3	5-3	7-6
1996	6-0	5-1	11-1
1997	2-4	3-2	5-6
1998	2-3	1-5	3-8

**All-Time Record: 974-897**

### LAST CLEVELAND SWEEP

at CLE	at BOS
3-Game: 6/18-6/20/96	6/23-6/25/75
4-Game: 6/16-6/19/94	4/12-4/15/96

### LAST BOSTON SWEEP

at CLE	at BOS
3-Game: 5/26-5/28/86	4/13-4/15/93
4-Game: 8/27-8/30/90	5/25-5/28/87

### 1998 FACTS

The Indians own a record of 525-407 (.563) lifetime vs. Boston in Cleveland with an 18-10 (.643) mark in Jacobs Field vs. the Bosox since 1994...The Indians are 449-490 (.478) lifetime in Boston but are 21-17 (.553) in Fenway Park since the 1993 season.

For the second time in four years the Indians defeated the Red Sox in the Division Series, 3 games to one...After dropping the first game, 11-3, the Indians went on to win the remaining three games, insuring their 3rd trip to the ALCS in four seasons...David Justice was the hitting star of the series, going 5 for 16 (.313) with 4 2B, 1 HR & a team-best 6 RBI...Nomar Garciaparra and Mo Vaughn had 18 of the 19 Boston RBI in the series.

Pedro Martinez tossed a four-hitter at the Indians, defeating the Indians, 1-0, on July 15 at Boston...Bartolo Colon was the tough-luck loser, tossing a CG, 7-hitter...Only run of the game was on a Midre Cummings 5th inning home run...Jeff Branson's only HR of 1998 came on July 21 (night) off Tim Wakefield, breaking a 2-2 tie.

The Indians hit just .234 (88-376) off Boston pitching with 23 2B, 12 HR & 41 RS in the 11 games (3.7 RS/GM)...Indians pitchers compiled an ERA of 5.12 against the BoSox (96.2IP, 117H, 55ER) while compiling a 3-8 record

### HISTORICAL FACTS

Boston was Cleveland's first playoff opponent in 41 years when the two engaged in the first ever AL Division Series, October 3-6, 1995... The Indians swept the BoSox in 3 games.

The Red Sox first game at Jacobs Field was June 16, 1994... The Tribe rallied in the 9th inning and scored three runs to come from behind and beat Boston 7-6.

The Red Sox finished the '93 season with an all-time record at Cleveland Stadium of 219-256.

The Red Sox first game at the Stadium was played on August 4, 1932... It was the first doubleheader in the history of the old ballpark and the Indians swept the twin-bill, 8-2 and 8-7.

The Bosox final game at Cleveland Stadium was played on September 12, 1993... The Indians were pounded, 11-1, and rookie Nate Minchey went the distance for the win... Two days earlier the Red Sox split a doubleheader at the Stadium, hence playing the first and last twin-bills on the Lakefront.

The last Indians player to hit for the cycle was Andre Thornton... He accomplished the feat on April 22, 1978 at Boston's Fenway Park...Overall, six Tribesmen have hit for the cycle and twice it happened at Boston...The other was Larry Doby on June 4, 1952.

Hall of Famer Ted Williams clubbed his 500th career home run against the Indians... It came on June 17, 1960 at Cleveland Stadium off Wynn Hawkins in the 3rd inning.



## CHICAGO WHITE SOX

Comiskey Park, 333 W. 35th Street, Chicago, IL 60616, (312) 674-1000  
**Cleveland Hotel:** Marriott at Key Center (216) 696-9200

<i>Director of Public Relations</i>	<i>Scott Reifort</i>
<i>Manager of Public Relations</i>	<i>Bob Beghtol</i>
<i>Field Manager</i>	<i>Jerry Manuel</i>
<i>Traveling Secretary</i>	<i>Ed Cassin</i>

CLEVELAND VS. CHICAGO LAST TEN YEARS			
Year	Home	Road	Totals
1989	3-3	2-4	5-7
1990	5-1	2-4	7-5
1991	4-2	2-4	6-6
1992	2-4	3-3	5-7
1993	3-3	0-6	3-9
1994	3-3	2-4	5-7
1995	6-1	2-4	8-5
1996	3-3	5-2	8-5
1997	4-2	3-3	7-5
1998	3-3	3-3	6-6

**All-Time Record: 885-914**

LAST CLEVELAND SWEEP	
at CLE	at CHI
3-Game: 9/5-9/7/97	9/16-9/18/96
4-Game: 5/29-6/1/95	none

LAST CHICAGO SWEEP	
at CLE	at CHI
3-Game: 10/1-10/3/93	6/23-6/25/95
4-Game: 8/27-8/29/63	7/5-7/8/84

### 1998 FACTS

The Indians own a lifetime record of 20-29 (.408) in New Comiskey Park since it opened in 1991 and are 19-12 (.613) in Jacobs Field vs. Chicago since the 1994 season...The Indians are 11-8 (.579) on the south side of Chicago over the last three seasons.

The Indians hit a season-high 5 home runs off Chicago pitchers on July 18 in Comiskey Park...In that game Brian Giles hit his first career grand slam in the Tribe's 15-9 win after blowing an 8-0 lead.

Charles Nagy allowed a career-high 12 runs (4ER) in the Tribe's 14-7 loss to the White Sox on April 22 at Jacobs Field...The Indians made a season-high 5 errors in the contest...Omar Vizquel was suspended 2 games after attempting to charge the mound after Jim Parque threw over his head on September 13 in Cleveland.

The Indians hit .262 (106-405) off Chicago pitching with 25 2B, 15 HR & 69 RS in the 12 games (5.8 RS/GM)...Indians pitchers compiled an ERA of 4.80 against the ChiSox (105.0IP, 108H, 56ER) while compiling a 6-6 record...Mike Jackson did not allow a run in his five outings vs. Chicago in 1998 (5.2IP, 1H, 5SV)...Jim Thome's 21 career HR and 53 career RBI vs. Chicago is the most vs. any team in his career.

### HISTORICAL FACTS

OF Albert Belle homered 5 times in 2 days, September 18-19, 1995... The 5 homers in days equaled a major league record, becoming the 7th American Leaguer ever to accomplish the feat... He hit 2 homers on the 18th and recorded his 2nd career 3-HR game the following night.

On July 15, 1994 at Chicago, Albert Belle's bat was confiscated by the umpires at the request of White Sox manager Gene Lamont... On July 18 Belle was suspended for 10 days by A.L. President Dr. Bobby Brown for suspicion of using a corked bat... On July 29 the suspension was reduced to 7 games that ran August 1-7, 1994.

On October 1, 1993 Indians 2B Carlos Baerga collected his 200th hit of the season, a bunt single off Scott Radinsky...With the hit, Carlos became the first Indians player to compile back-to-back 200 hit seasons since Dale Mitchell in 1948-49.

The Sox closed out Cleveland Stadium with a record of 223-228-2 mark.

The White Sox final game at Cleveland Stadium came in the Stadium's finale on October 3, 1993... The Tribe was blanked by the Sox and rookie Jason Bere, 4-0.

On September 6, 1903 the Indians, then known as the Naps, were held to one hit in an extra inning game against the Sox... It stands as the Cleveland record for fewest hits in an extra-inning game.

On May 9, 1901 the first Cleveland no-hitter was thrown by Earl Moore... Moore and the Indians fell to the Sox 4-2...Moore held Chicago hitless thru 9.0 innings but lost in the 10th inning on two hits.



## DETROIT TIGERS

Tiger Stadium, Detroit, MI 48216, (313) 962-4000

**Cleveland Hotel:** Marriott at Key Center (216) 696-9200

<i>DIRECTOR, PUBLIC RELATIONS</i>	<i>Tyler Barnes</i>
<i>ASST. DIRECTOR, PUBLIC RELATIONS</i>	<i>David Matheson</i>
<i>FIELD MANAGER</i>	<i>Larry Parrish</i>
<i>TRAVELING SECRETARY</i>	<i>Bill Brown</i>

CLEVELAND VS. DETROIT LAST TEN YEARS			
Year	Home	Road	Totals
1989	4-2	1-6	5-8
1990	3-4	2-4	5-8
1991	6-0	1-6	7-6
1992	2-5	3-3	5-8
1993	3-3	3-4	6-7
1994	6-1	2-1	8-2
1995	6-0	4-3	10-3
1996	6-0	6-0	12-0
1997	4-2	2-3	6-5
1998	4-2	5-1	9-3

**All-Time Record: 910-952**

LAST CLEVELAND SWEEP	
at CLE	at DET
3-Game: 8/16-8/18/96	8/26-8/28/96
4-Game: 5/31-6/3/91	none

LAST DETROIT SWEEP	
at CLE	at DET
3-Game: 6/5-6/7/90	6/28-6/30/91
4-Game: 6/9-6/12/88	8/5-8/7/86

### 1998 FACTS

Indians are 502-434 (.536) lifetime vs. Detroit in Cleveland with a 26-5 (.839) mark in Jacobs Field vs. the Bengals...The Indians are 408-518 (.441) lifetime in Detroit...The Tigers lost 15 straight games in Jacobs Field from 8/2/94-5/3/97...The Indians have amassed a record of 45-13 (.776) vs. Detroit over the last five seasons since 1994.

Jaret Wright tossed the first and only CG, shutout of his career on June 1 at Detroit...The 3-hitter marked the low-hit complete game by an Indian in 1998...Charles Nagy is 15-4 lifetime vs. Detroit with a 2.84 ERA in 21 career starts...The 15 wins against the Tigers is 5 more than any other AL opponent for Charlie in his career.

The Indians hit .278 (115-413) off Detroit pitching with 28 2B, 12 HR & 56 RS in the 12 games (4.7 RS/GM)...Indians pitchers compiled an ERA of 2.89 against the Tigers (109.0IP, 104H, 35ER), yielding just 36 runs in the 12 game series (3.0/GM)...Travis Fryman hit .341 (15-44) vs. his former club in 1998 with 3 HR & 9 RBI.

### HISTORICAL FACTS

The Detroit Tigers made their debut at Jacobs Field on May 13, 1994 in a pitchers duel that saw the Indians come out on top, 2-0... The Indians' Mark Clark and the Tigers' Tim Belcher each threw complete game 6-hitters.

Paul Shuey notched 4 strikeouts in the 9th inning of the May 15, 1994 game vs. the Tigers at Jacobs Field... Travis Fryman reached base on a wild pitch... Shuey was the 10th A.L. pitcher to accomplish that feat, and the first rookie to do it.

The Tigers closed out the '93 season with an all-time record of 220-254-3 at Cleveland Stadium.

The Indians swept the 12-game season series from the Tigers in 1996, becoming just the 5th American League team to sweep an opponent in season and the first since the Oakland A's swept the New York Yankees (12-0) in 1990... It is just the 7th time since 1900 it has happened in the major leagues.

On July 17, 1966 the Indians smacked seven home runs in the second game of a doubleheader against the Tigers... The mark stood for 31 years as the Tribe record for most homers in a game.

On October 2, 1938 Hall of Famer Bob Feller struck out a club record 18 batters in the Indians victory over the Tigers... In addition, Feller set another Indians record in that game with six consecutive strikeouts.



## KANSAS CITY ROYALS

P.O. Box 419969, Kansas City, MO 64141 (816) 921-8000

**Cleveland Hotel:** Marriott at Key Center (216) 696-9200

---

*DIRECTOR, PUB./COMMUNITY RELATIONS* Jim Lachimia

---

*DIRECTOR, MEDIA RELATIONS* Steve Fink

---

*FIELD MANAGER* Tony Muser

---

*TRAVELING SECRETARY* Dave Witty

---

### CLEVELAND VS. KC LAST TEN YEARS

Year	Home	Road	Totals
1989	5-1	3-3	8-4
1990	3-3	3-3	6-6
1991	2-4	2-4	4-8
1992	4-2	1-5	5-7
1993	4-2	3-3	7-5
1994	0-3	1-1	1-4
1995	6-0	5-1	11-1
1996	5-2	2-4	7-6
1997	6-0	2-3	8-3
1998	3-3	5-1	8-4

**All-Time Record: 170-176**

### LAST CLEVELAND SWEEP

at CLE	at KC
3-Game: 7/4-7/6/97	5/19-5/21/98
4-Game: none	9/1-9/4/60

### LAST KANSAS CITY SWEEP

at CLE	at KC
3-Game: 4/15-4/17/94	7/26-7/28/85
4-Game: 6/15-6/17/73	none

### 1998 FACTS

The Indians are 20-8 (.714) vs. KC in Jacobs Field since it opened in 1994 and hold a 94-81 (.537) lifetime record in Cleveland vs. the Royals...The Indians are 76-95 (.444) lifetime in Kansas City with a 64-83 (.435) mark in Kauffman Stadium since it opened in 1973...Over the last four seasons since 1995 the Indians are 34-14 (.708) vs. KC.

The Indians hit .297 (127-428) off KC pitching with 18 2B, 19 HR & an opponent-high 86 RS in the 12 games (7.2 RS/GM)...Indians pitchers compiled an ERA of 3.08 against the Royals (108.0IP, 112H, 37ER), yielding just 42 runs in the 12 game series (3.5/GM)...Manny Ramirez hit .383 (18-47) with 8 HR & 25 RBI in the 12 games...His 52 career RBI vs. KC is the most vs. any other AL team...Over the last two seasons he has hit .460 (40-87) vs. KC pitching.

The Indians scored a season-high 16 runs at KC on May 19...The Indians were held to a season-low 2 hits on July 3 at KC, but won the game, 2-1, on two solo homers by Manny Ramirez off Jose Rosado...Kenny Lofton hit .400 (14-35) vs. KC with 14 RS & 9 RBI in 10 games.

### HISTORICAL FACTS

The Tribe recorded their 100th win of the season vs. KC in the season finale in Cleveland on October 1, 1995... The Tribe registered a season-high 17 runs in the game... OF Albert Belle hit homer #50 off KC's RHP Melvin Bunch in the 6th inning of the September 30th contest in Cleveland.

The Indians scored 8 runs in the first inning in Cleveland on May 9, 1995 ... The mark equaled a major league record set twice previously (NYY - 4/24/60, CLE - 7/6/54)... 1B Paul Sorrento's grand slam was the major blow, making the score 8-0... All the runs came off RHP Doug Linton... The grand slam was the first ever at Jacobs Field.

The Royals closed out the '93 campaign with a 73-74 all-time record at Cleveland Stadium.

Kansas City's final game on the Lakefront was played on June 27, 1993... The Indians edged the Royals 3-2 and the game was won in the bottom of the ninth inning with a home run by Reggie Jefferson... David Cone took the loss despite a complete game and Eric Plunk was the winner in relief.



## MINNESOTA TWINS

34 Kirby Puckett Place, Minneapolis, MN 55415 (612) 375-1366  
**Cleveland Hotel:** Marriott at Key Center (216) 696-9200

<i>MANAGER, MEDIA RELATIONS</i>	<i>Sean Harlin</i>
<i>ASSISTANT MANAGER, MEDIA RELATIONS</i>	<i>Brad Smith</i>
<i>FIELD MANAGER</i>	<i>Tom Kelly</i>
<i>TRAVELING SECRETARY</i>	<i>Remzi Kiratli</i>

CLEVELAND VS. MINNESOTA LAST TEN YEARS			
Year	Home	Road	Totals
1989	2-4	3-3	5-7
1990	5-1	2-4	7-5
1991	1-5	1-5	2-10
1992	4-2	2-4	6-6
1993	2-4	2-4	4-8
1994	5-1	4-2	9-3
1995	4-2	5-2	9-4
1996	6-1	4-2	10-3
1997	3-3	5-1	8-4
1998	4-2	2-4	6-6
<b>All-Time Record: 254-237</b>			

LAST CLEVELAND SWEEP		
	at CLE	at MIN
3-Game:	9/23-9/25/96	6/20-6/22/86
4-Game:	7/1-7/4/94	none
LAST MINNESOTA SWEEP		
	at CLE	at MIN
3-Game:	6/14-6/16/91	5/28-5/30/93
4-Game:	none	6/7-6/10/91

### 1998 FACTS

The Indians own a record of 46-57 (.447) in the Metrodome despite a record of 20-11 (.645) in the dome over the last 5 seasons...The Indians are 116-132 (.468) lifetime in Minnesota since the franchise's inception in 1961...And 22-9 (.710) vs. the Twins in Jacobs Field since 1994 with a 138-105 (.568) lifetime record in Cleveland vs. the Twins.

The Indians clinched their 4th straight AL Central Division title on September 16 in Cleveland... Jim Thome homered in his first at bat back from his broken right hand in the Tribe's 5-run 1st Inning...Manny Ramirez also homered in the 1st inning, equaling a major league record by homering in 4 straight at bats.

Dave Burba made his only relief appearance of the season on September 26 (3.2IP)...In the Tribe's 9-5 win he picked up his career-high 15th win...In the game David Justice equaled his career-high by driving in 5 runs.

The Indians hit .275 (111-403) off Twins pitching with 19 2B, 15 HR & 61 RS in the 12 games (5.1 RS/GM)...Indians pitchers compiled an ERA of 4.21 against the Twins (104.2IP, 111H, 49ER)...Manny Ramirez hit .310 (13-42) vs. Minnesota pitching in 1998 with 3 HR & 16 RBI in 11 games.

### HISTORICAL FACTS

Sandy Alomar's career-best 30-game hitting streak was snapped in Minnesota on July 10, 1997...Alomar was 0-4 in Minnesota's 8-2 win.

The Indians and Twins combined to set an American League record with 18 doubles on July 13, 1996 in Minnesota... The Indians alone set a club record and tied an AL mark with 12 two-baggers... Old club mark was 9 set on 7/12/21 vs. New York.

DH Eddie Murray became the 20th player in the history of baseball to amass 3,000 hits on June 30, 1995 in the Metrodome... Murray's 6th inning single to rightfield off Mike Trombley provided the historical moment... Murray joined Tris Speaker and Nap Lajoie as the 3rd Cleveland player to collect his 3,000th hit.

The Indians and Twins played a 17-inning, 6:36 minute affair, the longest game by time in the history of both clubs on May 7, 1995.

Minnesota played their first game at Jacobs Field on April 25, 1994 and defeated the Indians, 9-7... Albert Belle had his first multi-home run game of the season as the Indians connected for 4 homers... Twins collected 6 doubles as Mike Trombley got the win.

On August 31, 1993 at the Metrodome the Indians played the longest game, by innings, in the team's history... The 22-inning marathon resulted in a 5-4 loss for the Indians when Pedro Munoz smacked a HR off Jason Grimsley.

The Twins closed Cleveland Stadium with an all-time record of 96-116 on the Lakefront.

On September 28, 1984 the Indians overcame a 10 run deficit to defeat the Twins... It stands as the largest deficit overcome in a game by the Indians in the club's history.



## NEW YORK YANKEES

Yankee Stadium, Bronx, NY 10451 (718) 293-4300  
**Cleveland Hotel:** Marriott at Key Center (216) 696-9200

<i>DIR., MEDIA RELATIONS</i>	<i>Rick Cerrone</i>
<i>ASST. DIR., MEDIA RELATIONS</i>	<i>Jason Zillo</i>
<i>FIELD MANAGER</i>	<i>Joe Torre</i>
<i>TRAVELING SECRETARY</i>	<i>David Szen</i>

CLEVELAND VS. NEW YORK LAST TEN YEARS			
Year	Home	Road	Totals
1989	4-3	5-1	9-4
1990	2-4	3-4	5-8
1991	4-3	2-4	6-7
1992	3-3	4-3	7-6
1993	4-3	2-4	6-7
1994	0-2	0-7	0-9
1995	2-4	4-2	6-6
1996	0-6	3-3	3-9
1997	3-3	2-3	5-6
1998	3-3	1-4	4-7

**All-Time Record: 812-1011**

LAST CLEVELAND SWEEP	
at CLE	at NY
3-Game: 9/11-9/13/70	4/7-4/9/89
4-Game: none	none

LAST NEW YORK SWEEP	
at CLE	at NY
3-Game: 9/28-9/30/82	7/29-7/31/94
4-Game: 6/21-6/23/96	5/9-5/12/94

### 1998 FACTS

The Indians were defeated by the World Champion Yankees, 4 games to 2, in the ALCS... It marked the 2nd straight year that the Indians and Yankees faced off in the post-season... The Yankees victory marked their 35th AL Pennant... David Wells was the MVP of the series, going 2-0 with a 2.87 ERA in 2 starts... Jim Thome hit .308 with 4 HR & 8 RBI, including a grand slam in game 6 off David Cone.

The Indians own a record of 8-18 (.308) vs. the Yankees in Jacobs Field since it opened in 1994... The Indians are 446-459 (.493) lifetime in Cleveland vs. New York... The Indians are 366-552 (.399) lifetime in New York.

Dave Burba allowed a career-high 4 home runs at New York on September 22 (day)... In the game Shane Spencer hit two solo homers... Enrique Wilson hit his first career grand slam off Andy Pettitte on September 21 at New York... The Indians & Charles Nagy won, 4-1... Indians hit a season-high 5 homers on June 21 in Cleveland, 3 coming off Hideki Irabu.

The Indians hit .267 (97-363) off Yankees pitching with 17 2B, 15 HR & 43 RS in the 11 games (3.9 RS/GM)... Indians pitchers compiled an ERA of 4.55 against the Yankees (95.0IP, 94H, 48ER).

### HISTORICAL FACTS

New York's first game in Jacobs Field came on June 24, 1994... NY defeated Cleveland 11-6 in a game that was completed on June 25 and took 4:03 minutes to play... It was the longest 9 inning game in franchise history at the time... Terry Mulholland defeated Mark Clark as the Yankees collected 8 extra-base hits as they left 17.

On April 8, 1993, All-Star Carlos Baerga became the first player in the history of the game to hit HRs from both sides of the plate in the same inning... The homers came in the 7th inning of the Indians 15-5 win and came off Steve Howe and Steve Farr.

On September 4, 1993, the Indians were no-hit by Jim Abbott at Yankee Stadium in the Tribe's 4-0 defeat... It was the first time the Indians had a no-hitter tossed against them since September 2, 1990 when Toronto's Dave Stieb did it at Cleveland.

On July 17, 1941 Joe DiMaggio's historic 56-game hitting streak was snapped at Cleveland Stadium... Tribe third baseman Ken Keltner made a sensational backhand stab to rob him of a hit in his second at-bat... New York won, 4-3.

During the 1961 season, slugger Roger Maris smacked 5 of his record-setting 61 home runs at Cleveland Stadium and three of them came off Jim Perry.

OPPONENTS



## OAKLAND ATHLETICS

7677 Oakport Street, Second Floor, Oakland, CA 94621 (510) 638-4900  
**Cleveland Hotel:** Marriott at Key Center (216) 696-9200

MANAGER, PUBLIC RELATIONS	Eric Carrington
MANAGER, BASEBALL INFORMATION	Mike Selleck
FIELD MANAGER	Art Howe
DIR. TEAM TRAVEL	Mickey Morabito

CLEVELAND VS. OAKLAND LAST TEN YEARS			
Year	Home	Road	Totals
1989	0-6	2-4	2-10
1990	3-3	1-5	4-8
1991	2-4	3-3	5-7
1992	3-3	3-3	6-6
1993	4-2	4-2	8-4
1994	3-0	3-0	6-0
1995	4-0	3-0	7-0
1996	4-2	2-4	6-6
1997	4-2	3-2	7-4
1998	2-4	1-4	3-8

**All-Time Record: 159-196**

LAST CLEVELAND SWEEP	
at CLE	at OAK
3-Game: 5/27-5/29/94	7/21-7/23/95
4-Game: 7/14-7/16/95	none

LAST OAKLAND SWEEP	
at CLE	at OAK
3-Game: 9/18-9/20/89	7/31-8/2/98
4-Game: none	none

### 1998 FACTS

The Indians are 73-103 (.415) lifetime in the Oakland Coliseum since the team moved their from Kansas City in 1968...The Indians are 86-93 (.480) lifetime in Cleveland vs. Oakland with a 17-8 (.680) mark in Jacobs Field since 1994.

The Tribe's 3-8 mark was their worst vs. Oakland since the 1990 season (4-8)...The Indians were swept in a 3-game series at Oakland, July 31 to August 2, for the first time since July of 1995...Oakland had 24 hits in their 14-6, 10.0 inning win August 28 in Cleveland, the most hits the Indians have allowed in a game since 8/21/86 vs. Boston...Blake Stein made the shortest start in Jacobs Field history on August 31 (0.0IP, 8 batters)...Rickey Henderson scored his 2000th career run in that game (6<sup>th</sup> player to do so).

Richie Sexson enjoyed his first career two-homer game on August 29 in Cleveland and followed it up the next day with his first career grand slam off Tim Worrell...Mike Jackson allowed his last run and blown save of 1998 on August 1 at Oakland...He did not allow a run over his last 20 appearances (19.1 innings) and saved his last 13 chances...Mark Whiten became the first non-pitcher to pitch for the Indians on July 31 at Oakland since Willie Smith on 6/24/68.

The Indians hit .271 (106-391) off Oakland pitchers with 24 2B, 12 HR & 61 RS in the 11 games (5.5 RS/GM)...Indians pitchers compiled an ERA of 7.24 against the Athletics (97.0IP, 141H, 78ER).

### HISTORICAL FACTS

The Indians swept the A's in 4 games, July 14-16, 1995 at Jacobs Field... It marked the first ever 4G sweep between the A's and the Indians in the 28-year history of the series.

Oakland's first game at Jacobs Field came on May 27, 1994... The Tribe defeated the A's 3-2 as Jose Mesa defeated John Briscoe as Paul Sorrento homered off Briscoe to lead-off the 9th inning... It was the first ball ever hit into the RF mezzanine.

Oakland closed out Cleveland Stadium in '93 with an all-time record of 85-69 at the old ballpark.

The A's final game at Cleveland Stadium was on July 21, 1993... The Indians fell to Oakland 7-2 and Bob Welch recorded the win while pitching in relief. Bill Wertz was the loser.

Mark McGwire hit the scoreboard at Jacobs Field on April 30, 1997 off Orel Hershiser...The blast traveled 485 feet, the longest ball ever hit in Jacobs Field.

On July 6, 1990 in the second game of a doubleheader Tribe pitchers allowed seven HR to Oakland batters, tying the Cleveland club record for homers allowed in a game... The round-trippers were yielded to Mark McGwire (2), Rickey Henderson (2), Carney Lansford, Jose Canseco and Jamie Quirk... Oakland won the game, 12-1.



## SEATTLE MARINERS

P.O.Box 4100, Seattle, WA 98104 (206) 346-4000  
**Cleveland Hotel:** Marriott at Key Center (216) 696-9200

<i>DIR., BROADCAST &amp; COMMUNICATIONS</i>	<i>Dave Aust</i>
<i>DIR., BASEBALL INFORMATION</i>	<i>Tim Hevly</i>
<i>FIELD MANAGER</i>	<i>Lou Piniella</i>
<i>TRAVELING SECRETARY</i>	<i>Ron Spelley</i>

Year	Home	Road	Totals
1989	4-2	2-4	6-6
1990	3-3	4-2	7-5
1991	1-5	1-5	2-10
1992	5-1	2-4	7-5
1993	3-3	0-6	3-9
1994	2-0	1-2	3-2
1995	3-2	2-2	5-4
1996	2-3	6-1	8-4
1997	1-4	2-4	3-8
1998	4-2	5-0	9-2

**All-Time Record: 141-106**

	at CLE	at SEA
3-Game:	9/4-9/6/92	7/28-7/30/98
4-Game:	8/27-8/30/81	none

	at CLE	at SEA
3-Game:	5/14-5/16/91	7/9-7/11/93
4-Game:	none	none

### 1998 FACTS

The Indians ended up with a record of 66-59 (.528) lifetime in the Kingdome after going 5-0 there in 1998...Marked the first time ever (since 1977) that the Indians swept a season series in Seattle...The Indians are 12-11 (.522) vs. the Mariners in Jacobs Field since opening the building in 1994 and are 75-47 (.615) lifetime in Cleveland vs. the M's.

The Tribe's last game in the Kingdome lasted 17.0 innings, the longest game by inning and time (5:23) in the 22-year history of the building...Charles Nagy collected his 100th career win on August 25 in Cleveland over Bill Swift...The Indians opened the season at Seattle on March 31, the earliest opening date in their history...In the game they overcame a 9-3 deficit against Randy Johnson to post a 10-9 win...Ken Griffey, Jr. became the 2<sup>nd</sup> youngest player in history to reach 300 homers at Cleveland on April 13<sup>th</sup>.

The Indians hit .275 (111-403) off Seattle pitchers with 36 2B, 18 HR & 76 RS in the 11 games (6.9 RS/GM)...Indians pitchers compiled an ERA of 5.13 against the Mariners (107.OIP, 113H, 61ER) with 9 saves in 11 chances...Kenny Lofton hit .341 (15-44) vs. Seattle in 1998 with a HR & 7 RBI (6 SB, 6 att)...Mike Jackson had a 1.08 ERA and 7 saves (8 chances) vs. Seattle (8.1IP, 1H, 1ER, HR to E. Martinez).

### HISTORICAL FACTS

The two teams played through an earthquake measuring 5.3 on the Richter Scale on May 2, 1996 in Seattle... The quake occurred in the bottom of the 7th inning and the game was suspended until the next day.

The Indians and Mariners squared off in the 1995 ALCS... It marked the Tribe's first ever ALCS appearance... The Tribe defeated the M's in 6 games, 4 Gs to 2, to gain its first AL pennant and World Series Appearance since 1954.

The Mariners played the first regular-season game at Jacobs Field on April 4, 1994 at 1:05 PM... Wayne Kirby delivered the game-winning hit off Seattle's Kevin King in the 11th inning to send the crowd of 41,459 home happy... Eric Plunk was the winner for the Tribe. (see "FIRSTS" in Jacobs Field section)

The M's closed the '93 season with an all-time record at Cleveland Stadium of 36-63.

On September 4, 1992 Albert Belle hit three home runs off Seattle pitching at Cleveland Stadium... He was the first Tribesman to club three homers in a game since Joe Carter in '89 and the first at Cleveland Stadium since Brook Jacoby in '87.

Mariners outfielder Ken Griffey, Jr. tied the Major League record of eight consecutive games with a home run in July of 1993... Four of those eight homers came off Tribe pitching, July 22-25 (Mutis, Lopez, M.Young and Mesa).

OPPONENTS



## TAMPA BAY DEVIL RAYS

One Tropicana Dr., St. Petersburg, FL 33705 (727) 825-3137

**Cleveland Hotel:** Radisson at Gateway (216) 377-9000

---

*VICE PRESIDENT, PUBLIC RELATIONS* Rick Vaughn

---

*MEDIA RELATIONS MANAGER* Chris Costello

---

*FIELD MANAGER* Larry Rothschild

---

*TRAVELING SECRETARY* Jeff Ziegler

### CLEVELAND VS. TAMPA BAY

Year	Home	Road	Totals
1998	5-0	2-3	7-3

**All-Time Record: 7-3**

### LAST CLEVELAND SWEEP

**at CLE**                      **at TB**

3-Game: 5/1-5/3/98      none

4-Game: none                      none

### LAST TAMPA BAY SWEEP

**at CLE**                      **at TB**

3-Game: none                      none

4-Game: none                      none

### 1998 FACTS

During their inaugural season, the Indians swept the season series in Cleveland from the Devil Rays, 5 games to none...The Indians went 2-3 in their first taste of Tropicana Field.

The first game between the two organizations came on May 1 in Cleveland, with the Indians, behind Bartolo Colon, defeating the Devil Rays and Dennis Springer, 7-5...Two days later, on May 3, Sandy Alomar connected for his 2nd career grand slam off Roberto Hernandez in the 9th inning, giving the Tribe a 10-8 win...That day the Tribe left a season-high 15 men on base.

Doc Gooden, who grew up in Tampa and resides in St. Pete, defeated the Rays in his first ever start in Tropicana Field on August 7...On the year Doc was 2-0 with a 1.46 ERA in 2 starts vs. TB...Jim Thome broke his right hand on August 7 after being hit by a pitch from Wilson Alvarez...He missed 6 weeks before returning on September 16.

The Indians hit .266 (88-331) off Tampa pitchers with 18 2B, 9 HR & 49 RS in the 11 games (4.4 RS/GM)...Indians pitchers compiled an ERA of 2.53 against the D-Rays (92.2IP, 83H, 26ER).



## TEXAS RANGERS

P.O. Box 90111, Arlington, TX 76004 (817) 273-5222  
**Cleveland Hotel:** Marriott at Key Center (216) 696-9200

V.P., PUBLIC RELATIONS	John Blake
ASST. DIR., PUBLIC RELATIONS	Brad Horn
FIELD MANAGER	Johnny Oates
TRAVELING SECRETARY	Chris Lyngos

CLEVELAND VS. TEXAS LAST TEN YEARS			
Year	Home	Road	Totals
1989	3-3	4-2	7-5
1990	4-2	3-3	7-5
1991	1-5	3-3	4-8
1992	2-4	3-3	5-7
1993	4-2	3-3	7-5
1994	2-4	3-3	5-7
1995	2-1	4-2	6-3
1996	3-3	1-5	4-8
1997	2-3	3-3	5-6
1998	3-2	1-5	4-7

**All-Time Record: 142-166**

LAST CLEVELAND SWEEP		
	at CLE	at TEX
3-Game:	8/12-8/14/80	8/10-8/12/73
4-Game:	none	none

LAST TEXAS SWEEP		
	at CLE	at TEX
3-Game:	5/18-5/20/92	5/27-5/29/96
4-Game:	8/11-8/13/78	none

### 1998 FACTS

The Indians own a record of 12-18 (.400) in the Ballpark at Arlington since 1994 and own a record of 66-89 (.426) in Arlington lifetime...The Indians are 12-13 (.480) vs. the Rangers in Jacobs Field since 1994 and are 76-77 (.497) lifetime in Cleveland vs. Texas.

Bartolo tossed a complete game, 4-hitter at Texas on May 7, his 2nd four-hitter of the season....Despite winning the season series, 7 games to 4, the Rangers only outscored the Indians, 42-39, during the year...The Texas Rangers were the only American League team Manny Ramirez did not homer against in 1998.

The Indians hit .255 (98-385) off Texas pitchers with 17 2B, 9 HR & 39 RS in the 11 games (3.5 RS/GM)...Indians pitchers compiled an ERA of 3.55 against the Rangers (99.0IP, 90H, 39ER)... As member of the Orioles, Roberto Alomar hit .468 (22-47) vs. Texas in 1998 with 7 2B, 1 HR & 6 RBI (12RS) in 11 games.

### HISTORICAL FACTS

Texas' first game at Jacobs Field came on April 29, 1994... The Tribe defeated the Rangers 5-4 when Kenny Lofton homered off Jay Howell with 1-out in the 12 inning... Jose Mesa struck out 5 in 2.1IP for the win.

The Rangers closed out Cleveland Stadium with an all-time record of 64-63 on the Lakefront.

The Rangers first game at Cleveland Stadium took place on May 12, 1972... The Tribe had a four game winning streak snapped with a 3-1 loss... Dick Bosman recorded the win for Texas while Milt Wilcox suffered the loss for Cleveland.

The Rangers final game at Cleveland Stadium was a memorable one as future Hall of Famer Nolan Ryan earned his final Major League victory on August 15, 1993... The 4-1 loss resulted in Ryan's 324th career win and snapped a four game Indians winning streak.



## TORONTO BLUE JAYS

1 Blue Jays Way, Suite 3200, Toronto, Ontario M5V 1J1 (416) 341-1000

**Cleveland Hotel:** 1st Trip-Wyndham Hotel (216) 615-7500

2nd Trip-Marriott at Key Center (216) 696-9200

---

*DIR. PUBLIC RELATIONS*     *Howard Starkman*

---

*ASST. DIR. PUBLIC RELATIONS*     *Jay Stenhouse*

---

*FIELD MANAGER*     *Tim Johnson*

---

*TRAVELING SECRETARY*     *John Brioux*

### CLEVELAND VS. TORONTO LAST TEN YEARS

Year	Home	Road	Totals
1989	4-3	1-5	5-8
1990	1-5	3-4	4-9
1991	1-6	0-6	1-12
1992	3-3	3-4	6-7
1993	2-5	2-4	4-9
1994	3-0	3-4	6-4
1995	6-1	4-2	10-3
1996	3-3	4-2	7-5
1997	4-2	2-3	6-5
1998	3-2	4-2	7-4

**All-Time Record: 130-143**

### LAST CLEVELAND SWEEP

**at CLE                      at TOR**

3-Game: 6/13-6/15/94     none  
4-Game: 8/28-8/31/95     6/20-6/23/77

### LAST TORONTO SWEEP

**at CLE                      at TOR**

3-Game: 8/16-8/18/93     9/15-9/17/89  
4-Game: 9/5-9/8/91        6/21-6/24/91

### 1998 FACTS

The Indians are 25-34 (.424) lifetime in the Skydome and 59-78 (.431) lifetime in Toronto vs. the Blue Jays since 1977...The Indians are 19-8 (.704) vs. the Blue Jays in Jacobs Field since it opened in 1994 and own a 71-65 (.522) mark in Cleveland lifetime vs. Toronto.

Manny Ramirez became the 19th player in Tribe history to hit 3 homers in a game vs. Toronto on September 15 (24th time in Indians history)...Two of the homers came off Dave Stieb...Bartolo Colon struck out a career-high 14 Blue Jays in Toronto on May 29...It was the most by an Indians pitcher since Greg Swindell struck out 15 Royals on 5/10/87...It was Roger Clemens' last loss of the year...He went on to win his last 15 decisions.

The Indians hit .251 (94-375) off Toronto pitchers with 21 2B, 17 HR & 54 RS in the 11 games (4.9 RS/GM)...Indians pitchers compiled an ERA of 4.90 against the Blue Jays (101.0IP, 103H, 55ER).

### HISTORICAL FACTS

Kenny Lofton set the club record for career steals on April 7, 1996 in Cleveland by stealing his 255th career base as an Indian... Broke Terry Turner's (1904-18) mark of 254.

The Jays played their first game Jacobs Field on June 13, 1994 and fell to the Tribe and Mark Clark, 7-3... Albert Belle and Manny Ramirez homered as Brad Cornett took the loss.

The Blue Jays closed out Cleveland Stadium with an all-time record of 57-52-2 on the Lakefront.

The Jays first game at Cleveland Stadium was played on April 27, 1977... The expansion Jays came away with a 6-5, 12-inning victory... Mike Willis pitched the final 3.1 innings to earn the win and Jim Kern suffered the loss in relief.

The Blue Jays finale game at Cleveland Stadium was played on August 18, 1993... The Indians lost to the Jays 7-6 in extra innings... Danny Cox recorded the win and Derek Lilliquist took the loss.

The last no-hitter thrown by an Indians pitcher came on May 15, 1981... Lenny Barker threw a perfect game at Cleveland Stadium in a 3-0 win over Toronto... Current Indians broadcaster Rick Manning caught the final out of the game that was hit by Ernie Whitt.

Dave Stieb threw a no-hitter in Cleveland Stadium on 9/2/90 in the 3-0 Toronto win.



## CHICAGO CUBS

Wrigley Field, 1060 W. Addison, Chicago, IL 60613-4397 (773)404-2827

**Cleveland Hotel:** Marriott at Key Center (216) 696-9200

*MEDIA RELATIONS DIRECTOR* Sharon Pannoza

*MEDIA INFORMATIONS COORD.* Chuck Wasserstrom

*FIELD MANAGER* Jim Riggleman

*TRAVEL SECRETARY* Jimmy Bank

### CLEVELAND VS. CUBS

Year	Home	Road	Totals
1997	2-1	—	2-1
1998	—	2-0	2-0

**All-Time Record: 4-1**

**1998 Record:** 90-73 (.552)  
2nd place (NL Wildcard),  
12.5 games back

**Seating Capacity:** 38,902



## CINCINNATI REDS

Cinergy Field, 100 Cinergy Field, Cincinnati, OH 45202 (513) 421-4510

**Cincinnati Hotel:** Hyatt Regency (513) 579-1234

**Cleveland Hotel:** Marriott at Key Center (216) 696-9200

*MEDIA RELATIONS DIRECTOR* Rob Butcher

*PUBLICITY DIRECTOR* Mike Ringering

*FIELD MANAGER* Jack McKeon

*TRAVEL SECRETARY* Gary Wahoff

### CLEVELAND VS. REDS

Year	Home	Road	Totals
1997	1-2	—	1-2
1998	—	2-1	2-1

**All-Time Record: 3-3**

**1998 Record:** 77-85 (.463),  
4th place,  
25.0 games back

**Seating Capacity:** 52,953



## HOUSTON ASTROS

Astrodome, P.O. Box 288, Houston, TX 77001-0288 (713) 799-9500

**Houston Hotel:** Westin Galleria (713) 960-8100

*MEDIA RELATIONS DIRECTOR* Rob Matwick

*ASST. MEDIA RELATIONS DIRECTOR* Alyson Footer

*FIELD MANAGER* Larry Dierker

*TRAVEL SECRETARY* Barry Waters

### CLEVELAND VS. HOUSTON

Year	Home	Road	Totals
1997	—	2-1	2-1
1998	1-2	—	1-2

**All-Time Record: 3-3**

**1998 Record:** 102-60 (.630),  
1st place,  
12.5 games ahead

**Seating Capacity:** 54,370



## MILWAUKEE BREWERS

P.O. Box 3099, Milwaukee, WI 53201 (414) 933-4114  
**Cleveland Hotel:** Marriott at Key Center (216) 696-9200

<i>DIR., MEDIA RELATIONS</i>	<i>Jon Greenberg</i>
<i>MEDIA RELATIONS ASSOCIATES</i>	<i>Jason Perry and Amy Abramczyk</i>
<i>FIELD MANAGER</i>	<i>Phil Garner</i>
<i>TRAVELING SECRETARY</i>	<i>Dan Larrea</i>

CLEVELAND VS. MILWAUKEE LAST TEN YEARS			
Year	Home	Road	Totals
1989	2-5	1-5	3-10
1990	6-0	3-4	9-4
1991	3-5	2-3	5-8
1992	3-3	2-5	5-8
1993	5-2	3-3	8-5
1994	3-0	2-2	5-2
1995	4-3	5-1	9-4
1996	3-3	4-3	7-6
1997	4-2	4-2	8-4
<b>All-Time Record: 187-189 (AL)</b>			
1998	—	2-1	2-1
<b>All-Time Record: 2-1 (NL)</b>			

LAST CLEVELAND SWEEP	
at CLE	at MIL
3-Game: 5/17-5/19/94	none
4-Game: 7/30-7/31/72	6/2-6/4/70
LAST MILWAUKEE SWEEP	
at CLE	at MIL
3-Game: none	4/14-4/16/89
4-Game: 8/15-8/17/80	9/12-9/14/72

### HISTORICAL FACTS

RHP Jose Mesa set the Major League record by recording his 37th consecutive save vs. the Brewers in Cleveland on August 20, 1995... Mesa broke Dennis Eckersley's 1992 mark of 36 consecutive saves to start a season.

The Brewers closed out Cleveland Stadium in 1993 with an overall record of 83-86 on the Lakefront.

The Indians hit a club record 8 homers at Milwaukee on April 25, 1997 in an 11-4 win over the Brewers and Scott Karl...The Indians got homers from Matt Williams (3), David Justice (2), Manny Ramirez, Chad Curtis and Sandy Alomar...Karl gave up 4 of the homers (Villone-2, Mercedes-2)...Broke the previous club record of 7 vs. Detroit in July of 1966...The next night Matt Williams hit two more homers to equal a club and major league record for homers over a two-game stretch.

Brewers great Robin Yount collected his 1,000th, 2,000th and 3,000th career hits against the Indians... #1,000 came on August 16, 1980 at Cleveland off Sandy Wihtol... #2,000 came on September 6, 1986 in Milwaukee off Don Schulze and #3,000 was on September 9, 1992 off Jose Mesa

On April 29, 1980 the Indians surrendered seven home runs to Brewers hitters... The mark established a Cleveland club record that still stands and was matched only once since... The Brewers who smacked the homers were Ben Oglivie (2), Sal Bando (2), Paul Molitor, Sixto Lezcano and Larry Hise.



## PITTSBURGH PIRATES

Three Rivers Std, P.O. Box 7000, Pittsburgh, PA 15212 (412) 323-5000

**Pittsburgh Hotel:** Doubletree Hotel (412) 281-3700

<i>MEDIA RELATIONS DIRECTOR</i>	<i>Jim Trdinich</i>
<i>ASST. MEDIA RELATIONS DIRECTOR</i>	<i>Ben Bouma</i>
<i>FIELD MANAGER</i>	<i>Gene Lamont</i>
<i>TRAVEL SECRETARY</i>	<i>Greg Johnson</i>

Year	Home	Road	Totals
1997	—	2-1	2-1
1998	1-2	—	1-2
<b>All-Time Record: 3-3</b>			

**1998 Record:** 69-93 (.426),  
6th place,  
33.0 games back

**Seating Capacity:** 47,972



## ST. LOUIS CARDINALS

Busch Stadium, 250 Stadium Plaza, St. Louis, MO 63102 (314) 421-3060


<i>MEDIA RELATIONS DIRECTOR</i>	<i>Brian Bartow</i>
<i>MEDIA RELATIONS MANAGER</i>	<i>Steve Zesch</i>
<i>FIELD MANAGER</i>	<i>Tony LaRussa</i>
<i>TRAVEL SECRETARY</i>	<i>C.J. Cherre</i>

Year	Home	Road	Totals
1997	—	2-1	2-1
1998	2-0	—	2-0
<b>All-Time Record: 4-1 (do not play in 1999)</b>			

**1998 Record:** 83-79 (.512),  
3rd place,  
19.0 games back

**Seating Capacity:** 49,625

## NOTES



## Fourth Estate, Spring Training, Award Winners, Miscellaneous

A.L. and N.L. Central Seating Capacities .....	419
Awards .....	418-419
Broadcast Information .....	412-417
Cleveland BBWAA .....	418
Formation of the 1999 Indians .....	402
How to Figure .....	417
Items of Interest .....	420-422
Last Time It Happened... ..	404-405
Off-season transactions .....	403
Opponents pitching vs. Tribe .....	408-409
Pre-game workout schedule .....	407
Phonetic pronunciations .....	406
Promotional schedule, 1999 .....	422
Road Hotels .....	407
Spring Training Information .....	410-411

## FORMATION OF THE 1999 INDIANS

	NON-DRAFTED FREE AGENTS	FREE AGENT DRAFT (BEGINNING 1965)	PURCHASES/TRADES/ WAIVER CLAIMS
1988		Charles Nagy, rhp (1)	
1989		Jim Thome, inf (13)	Sandy Alomar, c, from San Diego
1990	Einar Diaz, c		
1991	Alex Ramirez, of	Manny Ramirez, of (1)	
1992		Paul Shuey, rhp (1) Mike Matthews, lhp (2)	
1993	Bartolo Colon, rhp Richard Negrette, rhp	Richie Sexson, inf (24)	Omar Vizquel, inf, from Seattle
1994		Jaret Wright, rhp (1) Russell Branyan, inf (7)	Enrique Wilson, inf, from Minnesota
1995	Willie Martinez, rhp Paul Assenmacher, lhp	Scott Morgan, of (7) Jason Rakers, rhp (25)	
1996	Mike Jackson, rhp	Danny Peoples, of (1) J.D. Brammer, rhp (4) Jimmy Hamilton, lhp (7) John McDonald, inf (12)	
1997	Dwight Gooden, rhp Kenny Lofton, of		David Justice, of, from Atlanta Tom Martin, lhp, from Arizona Travis Tryman, inf, from Arizona Ron Villone, lhp, from Milwaukee Steve Karsay, rhp, from Oakland
1998	Jolbert Cabrera, inf Robbie Alomar, inf Mark Whiten, of		Dave Burba, rhp, from Cincinnati Jacob Cruz, of, from San Francisco Steve Reed, rhp, from San Francisco Jerry Spradlin, rhp, from Philadelphia Ricardo Rincon, lhp, from Pittsburgh
1999	Wil Cordero, inf/o		

*Number in parentheses indicates round of selection.*

### TRIBE TRIVIA

*Satchell Paige, at the age of 42, pitched his first complete game in the majors, a 5-0 shutout over the White Sox at Chicago. On August 20, 1948 he pitched his second straight shutout, 1-0, over the White Sox that attracted a Major League record night crowd of 78,362 at the Stadium.*

## 1998-99 OFF-SEASON TRANSACTIONS

**OCTOBER 10** – Purchased the contract of **INF JOLBERT CABRERA** from AAA Buffalo...Outrighted **RHP RICHARD BATCHELOR** to AAA Buffalo.

**OCTOBER 15** – Signed **RHP JARET WRIGHT** to a four-year contract thru the 2002 season with a club option for 2003.

**OCTOBER 20** – Exercised the 1999 club option on **RHP STEVE REED** and the 2002 option on **SS OMAR VIZQUEL**...Declined the 1999 club options on **INF JOEY CORA** and **RHP DOUG JONES**, thus making them eligible for free agency.... Unconditionally released **INF JEFF MANTO** & **INF RICKY GUTIERREZ**...**OF BRUCE AVEN** was claimed off outright waivers by the Florida Marlins.

**OCTOBER 21** – Re-assigned the contracts of First Base and Outfield Coach **AL BUMBRY**, Infield Coach **JOHNNY GORYL** & Pitching Coach **MARK WILEY**.

**OCTOBER 27** – Named **PHIL REGAN** Major League Pitching Coach for the 1999 season...**SANDY ALOMAR** (arthroscopic surgery on left knee) and **DWIGHT GOODEN** (right inguinal hernia) underwent successful surgeries.

**NOVEMBER 5** – Signed **RHP DAVE BURBA** to a two-year contract extension through 2001 with a club option for the 2002 season.

**NOVEMBER 11** – Outrighted **LHP JOHN SMILEY** to AAA Buffalo...Invited Smiley to major league spring training camp.

**NOVEMBER 13** – Acquired **RHP JERRY SPRADLIN** from the Philadelphia Phillies in exchange for **RHP CHAD OGEA**.

**NOVEMBER 18** – Acquired **LHP RICARDO RINCON** from the Pittsburgh Pirates in exchange for **OF BRIAN GILES**.

**NOVEMBER 19** – Purchased the contracts of **LHP JIMMY HAMILTON**, **RHP WILLIE MARTINEZ**, **RHP RICHARD NEGRETTE** from AAA Buffalo and **RHP J.D. BRAMMER**, **INF JOHN McDONALD**, **OF DANNY PEOPLES** from AA Akron...Also gave **LHP JASON JACOME** his unconditional release for the purpose of signing with a Japanese League team.

**NOVEMBER 24** – Signed **2B ROBERTO ALOMAR** to a four-year contract through 2002 with a club option for the 2003 season.

**DECEMBER 4** – Signed **RHP JOHN BURKE** to a minor league contract with an invitation to major league spring training camp.

**DECEMBER 7** – Signed **OF MARK WHITEN** to a major league contract for the 1999 season...Did not offer salary arbitration to **CA PAT BORDERS**, **LHP JIM POOLE**, **RHP DOUG JONES**, **INF JEFF BRANSON** & **INF JOEY CORA**.

**DECEMBER 10** – Named **BRIAN GRAHAM** Infield Coach and **CLARENCE JONES** Outfield Coach.

**DECEMBER 14** – Selected **OF ROY PADILLA** (Boston Red Sox) & **RHP MARK ZAMARIPPA** (Detroit Tigers) in the AAA phase of the Rule V draft...**OF DAVID MILLER** was selected by the Philadelphia Phillies in the Major League phase of the draft.

**DECEMBER 16** – Signed **RHP JERRY SPRADLIN** to a two-year contract through 2000 with a club option for the 2001 season.

**JANUARY 5** – Signed **INF JEFF MANTO**, **INF ORLANDO MILLER**, **RHP DAVE TELGHEDE**, **CA CHRIS TURNER**, **RHP MIKE WALKER** to minor league contracts with invitations to major league spring training camp.

**JANUARY 11** – Signed **RHP JIM BROWER** & **CA ANGELO ENCARNACION** to minor league contracts with invitations to major league spring training camp...Invited minor league players **RHP JAMIE BROWN**, **CA STEVE SOLIZ** & **OF DAVE ROBERTS** to major league spring training camp.

**JANUARY 26** – Signed **RHP DAVE STEVENS** to a minor league contract with a spring training invitation.

**FEBRUARY 3** – Signed **INF/OF WIL CORDERO** to a one-year major league contract for the 1999 season ... Signed **RHP PAUL WAGNER** to a minor league contract with a spring training invite ... Invited minor league **RHP TRAVIS DRISKILL** to major league spring training camp.

## LAST TIME IT HAPPENED...

### HITTING

---

**Hitting for the Cycle:** ANDRE THORNTON, April 22, 1978 at Boston; All 4 hits were off different pitchers.

**Six-Hit Game:** CARLOS BAERGA, April 11, 1992 (19 inn) vs. Boston; all singles.

**Six Hits In A Nine Inning Game:** JORGE ORTA, June 15, 1980 vs. Minnesota; all singles.

**Seven-RBI Game:** TOBY HARRAH, June 15, 1980 vs. Minnesota.

**Nine-RBI Game:** CHRIS JAMES, May 4, 1991 at Oakland.

**Two Hits, Same Inning:** TRAVIS FRYMAN, July 11, 1998 vs. Minnesota...In the 6<sup>th</sup> inning he homered off Brad Radke and singled off Dan Serafini.

**Twenty Hits in One Game:** May 19, 1998 at Kansas City...Defeated the Royals, 16-3... The 16 runs was a season high.

**One Hit in One Game:** May 30, 1997 at Baltimore...MIKE MUSSINA complete game, 1-hit shutout...SANDY ALOMAR broke up the no-hitter with a 1-out single in the 9th inning.

**No Hits in One Game:** September 4, 1993 at New York...JIM ABBOTT tossed no-hitter in 4-0 Yankee win.

**Ten Runs in One Inning:** August 31, 1998 vs. Oakland....10 runs in the 1<sup>st</sup> inning, eight coming off starter Blake Stein (0.0+IP, 4H, 8R/ER) and 2 coming off Mike Mohler.

**Non-Pitcher Pitching:** MARK WHITEN, July 31, 1998 at Oakland...Allowed 1 run in an inning of work, but struck out 3 batters...First appearance by a non-Indian pitcher since 6/24/68 (Willie Smith)

**Pitcher Hitting:** BARTOLO COLON, July 2, 1998 at Milwaukee...Collected an RBI single off Brad Woodall in the 4<sup>th</sup> inning.

**Pitcher With a Base Hit:** BARTOLO COLON, July 2, 1998 at Milwaukee...Collected an RBI single off Brad Woodall in the 4<sup>th</sup> inning.

**Pitcher With an RBI:** BARTOLO COLON, July 2, 1998 at Milwaukee...Collected an RBI single off Brad Woodall in the 4<sup>th</sup> inning.

**Pitcher with a Home Run:** DAVE BURBA, June 7, 1998 at Cincinnati...Two -run home run in the 5<sup>th</sup> inning off Scott Klingle that broke a scoreless tie.

**Batting Around Twice in One Game:** July 5, 1998 at Kansas City...Batted around in the 6<sup>th</sup> and 7<sup>th</sup> inning in the Tribe's 12-3 win in Kauffman Stadium.

**Batting Around in Consecutive Innings:** July 5, 1998 at Kansas City...Batted around in the 6<sup>th</sup> and 7<sup>th</sup> inning in the Tribe's 12-3 win as Manny Ramirez went 2-4 with 2 HR & 5 RBI.

**Hit Into Triple Play:** JOE CARTER, August 8, 1988 at Minnesota; Lined into 7-4-3 triple play.

**Grounded Into Triple Play:** TOBY HARRAH, May 31, 1980 vs. Seattle; 3-6-4 triple play.

### HOME RUNS

---

**Grand Slam Home Run:** ENRIQUE WILSON, September 21, 1998 at New York off Andy Pettitte in the Tribe's 4-1 win...JIM THOME hit a grand slam at New York in Game 6 of the ALCS on October 13, 1998 off David Cone.

**Inside the Park Homer Allowed:** CHRIS STYNES, June 6, 1998 at Cincinnati off Jaret Wright in the 6<sup>th</sup> inning.

**Two Grand Slams in One Game:** CORY SNYDER and JOE CARTER, April 22, 1988 at Minnesota; first time in club history; Tied M.L. record.

**Inside-the-Park Home Run:** DAVID BELL, April 15, 1998 vs. Seattle off Randy Johnson...Was Bell's first at bat of the year after being claimed off waivers the day before.

**Pinch-Hit Home Run:** SHAWON DUNSTON, July 2, 1998 at Milwaukee off Brad Woodall to lead off the 7<sup>th</sup> inning...Only pinch hit homer in 1998 for the Indians.

**Pinch-Hit Grand Slam Home Run:** CASEY PARSONS, August 6, 1987 vs. Toronto; Mark Eichhorn pitching; 6th inning.

**Home Run Leading off Game:** BIP ROBERTS, September 5, 1997 vs. Chicago (AL) off Jason Bere...KENNY LOFTON led off Game 5 of the ALCS vs. New York with a homer off David Wells on October 11, 1998.

**Home Run Leading Off Season:** JULIO FRANCO, April 4, 1988 at Texas; Charlie Hough pitching.

**First Two Batters in Game Leading Off with Home Runs:** GRAIG NETTLES and VADA PINSON, June 19, 1971 vs. Detroit; Dean Chance pitching.

**Back-to-Back Home Runs:** MANNY RAMIREZ & JIM THOME on September 16, 1998 vs. Minnesota off Bob Tewksbury in the 1<sup>st</sup> inning...JIM THOME & MARK WHITEN hit back-to-back homers off Andy Pettitte in Game 3 of the ALCS vs. New York on October 9, 1998 in the 5<sup>th</sup> inning.

**Three Home Runs in a Row:** JIM THOME, ALBERT BELLE and JULIO FRANCO on September 12, 1996 vs. California off Greg Gohr, 7th inning...First time since 6/17/90 vs. Milwaukee.

**Three Home Runs in One Inning:** MANNY RAMIREZ, JIM THOME & RICHIE SEXSON on September 16, 1998 vs. Minnesota off Bob Tewksbury in the 1<sup>st</sup> inning...MANNY RAMIREZ, JIM THOME & MARK WHITEN homered off Andy Pettitte in Game 3 of the ALCS vs. New York on October 9, 1998 in the 5<sup>th</sup> inning.

**Six Home Runs in One Game:** ALBERT BELLE (2), EDDIE MURRAY, PAUL SORRENTO, KENNY LOFTON and CARLOS BAERGA on August 5, 1995 vs. Chicago; Alex Fernandez (4), Atlee Hammaker (1) and Kirk McCaskill (1)... Indians hit record 8 homers in one game at Milwaukee on April 25, 1997.

**Home Run from Both Sides of the Plate in Same Game:** CARLOS BAERGA, April 8, 1993 vs. New York; Steve Howe and Steve Farr pitching, 7th inning (first player in Major League history to do it in the same inning).

**Last Two Batters of Game Hit Homers:** MANNY RAMIREZ and EDDIE MURRAY, July 18, 1996 vs. Minnesota off Dave Stevens and Eddie Guardado, 9th inning... Indians 5, Twins 4.

**Home Run First Major League At-Bat:** JAY BELL, September 29, 1986 at Minnesota; Bert Blyleven pitching; 3rd inning; hit off first M.L. pitch that he faced.

## **PITCHING**

---

**Perfect Game:** LEN BARKER, May 15, 1981 vs. Toronto.

**One-Hitter:** TOM KRAMER, May 24, 1993 vs. Texas, 4-1 victory; only hit by Julio Franco, a solo home run with one out in the 4th inning.

**Six Home Runs Allowed, One Game:** April 11, 1996 at Baltimore in the 14-4 Baltimore win...Off OREL HERSHISER (2), CHAD OGEA (1), ERIC PLUNK (2) and JOSE MESA (1).

**15 Strikeouts:** GREG SWINDELL, May 10, 1987 vs. Kansas City.

**Four Strikeouts in One Inning:** PAUL SHUEY, May 14, 1994 vs. Detroit, 9th inning; first AL Rookie to accomplish that feat.

**Shutout in 1st Major League Game:** LUIS TIANI, July 19, 1964 at New York; 3-0; 4-hitter.

**Consecutive Shutouts:** April 14-15, 1991 at Boston...Won the game of 4/15/91 on a 13<sup>th</sup> inning homer by Brook Jacoby on Patriots Day...Tom Candiotti & Charles Nagy started the two games.

**Complete Game Doubleheader Shutouts:** LUIS TIANI and SAM McDOWELL, September 30, 1964 vs. Boston; 5-0 and 3-0.

**Two Consecutive Shutouts:** BUD BLACK, September 6 (vs. Baltimore 9-0) and September 12 (vs. Detroit 1-0), 1989.

**Three Consecutive Shutouts:** JOHN DENNY, August 28 (vs. Seattle 1-0), September 2 (vs. Oakland 2-0) and September 6 (2-0 vs. California), 1981.

**Four Consecutive Shutouts:** LUIS TIANI, April 28 (2-0 at Washington), May 4 (2-0 vs. Minnesota), May 7 (8-0 at New York), and May 12 (2-0 at Baltimore), 1968.

**Complete Game in First Major League Start:** JOHN FARRELL, August 21, 1987 (2nd game) vs. Detroit; 8-3 win.

## **SERIES SWEEPS**

---

**Three-Game Sweep:** July 28-30, 1998 at Seattle

**Four-Game Sweep:** September 9-12, 1996 vs. California

**Five-Game Sweep:** June 11-14, 1954 vs. Boston

## **MISCELLANEOUS**

---

**Triple Play:** KENNY LOFTON to SANDY ALOMAR to CARLOS BAERGA to JIM THOME, August 7, 1992 at Baltimore; TED POWER pitching; BRADY ANDERSON batting, 6th inning; Indians first triple play since 1981.

**Largest Deficit Overcome:** Ten runs, September 28, 1984 vs. Minnesota; Down 10-0 after 3 innings; won 11-10 in 9 innings.

**Steal of Home:** JULIO FRANCO, July 13, 1997 at Minnesota; 6th inning; double steal as David Justice stole 2nd on the play with Matt Williams batting.

**Straight Steal of Home:** KENNY LOFTON, April 26, 1992 (Game #2) vs Milwaukee, 1st inning, Jaime Navarro pitching...MARQUIS GRISSOM had a straight steal of home vs. Baltimore in Game 3 of the ALCS on October 11, 1997 with Omar Vizquel batting, who missed a squeeze bunt.

**Five stolen Bases in one Game:** ALEX COLE, May 3, 1992 vs. California.

**Youngest to Play for Indians:** BOB FELLER, pitcher, 1936; 17 years old.

**Oldest to Play for Indians:** PHIL NIEKRO, pitcher, 1987; 48 years old.

## PHONETIC PRONUNCIATIONS FOR 1999 INDIANS

Roberto Valazquez ALOMAR Jr. (AL-ah-mar)  
Santos Valazquez ALOMAR, Jr. (AL-ah-mar)  
Paul Andre ASSENMACHER (AH-sen-mock-er)  
Russell Oles BRANYAN (BRAN-yen)  
John David BRAMMER (BRAM-er)  
James Robert BROWER (BROW-er)  
David Allen BURBA (BUR-ba)  
John C. BURKE  
Jolbert Alexis CABRERA (kah-bray-RAH)  
Bartolo COLON (KO-lone)  
Wilfredo Nieva CORDERO (CORE-dare-oh)  
Jose CRUZ Jr.  
Einar Antonio DIAZ  
Angelo Benjamin ENCARNACION (en-car-na-see-OWN)  
David Travis FRYMAN (FRY-man)  
Dwight Eugene GOODEN  
John Brian GRAHAM  
James Allen HAMILTON  
Dudley Michael HARGROVE  
Luis ISAAC (I-zik)  
Michael Ray JACKSON  
Clarence Woodrow JONES  
David Christopher JUSTICE  
Stefan Andrew KARSAY (KAR-say)  
Kenneth LOFTON  
Jeffrey Paul MANTO  
Charles Fuqua MANUEL, Jr.  
Thomas Edgar MARTIN  
William Jose MARTINEZ  
Michael Scott MATTHEWS  
John Joseph McDONALD  
Orlando Salmon MILLER  
Scott Alexander MORGAN  
Charles Harrison NAGY (NAG-ee)  
Richard Alexander NEGRETTE (Nah-GRE-tay)  
Jeffrey Lynn NEWMAN  
Daniel Lawrence PEOPLES  
Jason P. RAKERS (RAKE-ers)  
Alexander Ramon RAMIREZ (RUH-meer-ez)  
Manuel Aristides RAMIREZ (RUH-meer-ez)  
Steven Vincent REED  
Phil Raymond REGAN (REE-gan)  
Ricardo RINCON Espinoza (Rin-CONE)  
Richmond Lockwood SEXSON (SECKS-un)  
Paul Kenneth SHUEY (SHOO-ee)  
John Patrick SMILEY  
Jerry Carl SPRADLIN (SPRAD-lyn)  
David James STEVENS  
Dave William TELGHEDER (TAIL-gay-der)  
James Howard THOME (TOE-mee)  
Christopher Wan TURNER  
Omar Enrique VIZQUEL (viz-KELL)  
Ronald Thomas VILLONE, Jr. (VIL-lone)  
Michael Charles WALKER  
Mark Anthony WHITEN (WITT-en)  
Dan Lawrence WILLIAMS  
Enrique Martes WILSON  
Jaret Samuel WRIGHT

## ROAD HOTELS

<b>Anaheim</b>	Doubletree Hotel ..... (714) 634-4500 100 The City Dr., Orange, CA 92668
<b>Baltimore</b>	Renaissance Harborplace ..... (410) 547-1200 202 East Pratt St., Baltimore, MD 21202
<b>Boston</b>	Hyatt Regency Cambridge (1st trip) ..... (617) 492-1234 575 Memorial Dr., Cambridge, MA 02139
	Sheraton Boston (2nd trip) ..... (617) 236-2000 39 Dalton St., Boston, MA 02199
<b>Chicago</b>	The Chicago Westin ..... (312) 943-7200 909 North Michigan Ave., Chicago, IL 60611
<b>Cincinnati</b>	Hyatt Regency Cincinnati ..... (513) 579-1234 151 West Fifth St., Cincinnati, OH 45202
<b>Detroit</b>	Ritz Carlton ..... (313) 441-2000 300 Town Center Dr., Dearborn, MI 48126
<b>Houston</b>	Westin Galleria ..... (713) 960-8100 5011 Westheimer, Houston, TX 77210
<b>Kansas City</b>	Ritz Carlton ..... (816) 756-1500 401 Ward Parkway, Kansas City, MO 64112
<b>Minneapolis</b>	Minneapolis Marriott City Center ..... (612) 349-4000 30 South 7th St., Minneapolis, MN 55402
<b>New York</b>	Grand Hyatt ..... (212) 883-1234 Park Avenue at Grand Station, New York, NY 10017
<b>Oakland</b>	Park 55 ..... (415) 392-8000 55 Cyril Magin St., San Francisco, CA 94102
<b>Pittsburgh</b>	Doubletree Hotel ..... (412) 560-6352 1000 Penn Ave., Pittsburgh, PA 15222
<b>Seattle</b>	Crown Plaza ..... (206) 464-1980 Sixth and Seneca, Seattle, WA 98101
<b>Tampa</b>	Renaissance Vinoy Resort ..... (727) 894-1000 501 Fifth Avenue NE, St. Petersburg, FL 33701
<b>Texas</b>	Arlington Hilton ..... (817) 640-3322 2401 East Lamar Blvd., Arlington, TX 76006
<b>Toronto</b>	Westin Harbour Castle ..... (416) 869-1600 One Harbour Square, Toronto, Ontario M5J 1A6

### PRE-GAME WORKOUT SCHEDULE AT JACOBS FIELD

	1:05	5:05 (DH)	7:05	7:35	8:05
Stretching	10:10	2:10	4:10	4:40	5:10
Extra Men Hit	10:30	2:30	4:30	5:00	5:30
Starters Hit	10:45	2:45	4:45	5:15	5:45
Visitors Hit	11:30	3:30	5:30	6:00	6:30
Home Infield	12:10	4:10	6:10	6:40	7:10
Visitors Infield	12:20	4:20	6:20	6:50	7:20

## OPPONENTS PITCHING VS. INDIANS

ANAHEIM	'98	'97	'96	LT	KANSAS CITY	'98	'97	'96	LT
Belcher	0-1	1-1	2-1	4-6	Appier	0-1	0-1	0-1	8-11
Delucia	0-1	0-0	—	3-1	Barber	0-0	—	—	0-0
Dickson	0-2	0-0	0-0	0-2	Bevil	0-0	1-0	1-0	2-0
Finley	1-0	1-0	0-3	11-8	Bluma	—	—	0-0	0-0
Harris	0-0	1-0	0-0	1-0	Cummings	—	0-0	0-0	0-2
Hasegawa	1-0	0-1	—	1-1	Evans	0-0	—	—	0-0
Hill	0-0	1-0	—	1-0	Hanson	0-1	—	1-3	8-7
Holtz	0-0	1-0	0-1	1-1	Krivda	—	1-1	0-0	1-2
James	0-0	0-0	0-0	0-0	Mathews	0-0	0-0	0-0	0-0
McDowell	0-1	—	—	9-6	Montgomery	1-0	0-0	0-0	7-1
Olivares	0-0	2-0	0-0	2-0	Morman	—	—	—	—
Percival	0-2	0-1	0-2	0-5	Pichardo	0-1	0-1	0-0	2-2
Petkovsek	0-1	0-0	—	0-1	Pittsley	0-0	0-1	—	0-1
Sparks	2-0	—	0-0	2-3	Rosado	1-2	0-1	1-1	2-4
Washburn	0-0	—	—	0-0	Rusch	0-1	0-0	—	0-1
					Sager	0-0	0-1	0-1	0-2
<b>BALTIMORE</b>	<b>'98</b>	<b>'97</b>	<b>'96</b>	<b>LT</b>	Santiago	0-0	0-0	—	0-0
Bones	0-0	0-1	0-1	3-7	Service	1-0	0-0	—	1-0
Coppinger	0-0	—	0-2	0-2	Suppan	0-0	1-0	0-0	2-0
Erickson	1-1	0-0	1-2	8-9	Swartzbaugh	—	0-0	—	0-0
Guzman	0-0	1-0	1-0	8-4	J. Walker	0-0	0-1	—	0-1
Johns	0-0	—	1-1	1-1	Wengert	0-0	0-1-1	0-1	0-2-1
Kamieniecki	0-2	0-0	1-0	3-4	Whisenant	0-0-1	0-0	—	0-0
Key	1-1	0-0	0-1	17-7	Wojciechowski	—	0-0	0-0	0-0
Mussina	1-0	2-0	0-2	5-6					
Orosco	0-0	0-0	2-0	3-2	<b>MINNESOTA</b>	<b>'98</b>	<b>'97</b>	<b>'96</b>	<b>LT</b>
Ponson	0-1	—	—	0-1	Aguilera	1-0	1-0	0-1	5-3
Rhodes	0-1	0-1	0-0	1-5	Baptist	0-0	—	—	0-0
Slocumb	0-1	0-0	0-0	0-1	Carrasco	0-0	0-0	—	0-0
Timlin	0-0	0-0	0-1	1-1	Guardado	0-0	0-0	1-1	1-2
					Hawkins	0-0	0-1	0-0	0-1
<b>BOSTON</b>	<b>'98</b>	<b>'97</b>	<b>'96</b>	<b>LT</b>	Miller	0-0	0-2	0-0	0-2
Adamson	—	0-0	—	0-0	Milton	2-1	—	—	2-1
Cho	—	—	—	—	Radke	1-2	2-1	0-3	5-8
Cormier	—	—	—	0-0	Rodriguez	0-0	0-0	1-1	1-2
Corsi	0-0	0-0	0-0	1-0	Sampson	0-0	—	—	0-0
Gordon	2-0-4	0-2	0-3	3-10	Serafini	0-0	0-0	—	0-0
Guthrie	—	—	—	3-1	Trombly	0-1	0-0	0-0	2-4
Lowe	0-0-1	0-0	—	0-0					
Mahay	0-0	0-0	—	0-0	<b>NEW YORK</b>	<b>'98</b>	<b>'97</b>	<b>'96</b>	<b>LT</b>
Martinez	2-0	—	—	2-0	Bradley	1-0	—	—	1-0
Portugal	—	—	—	2-3	Bruske	0-0	—	—	0-0
Rapp	1-2	—	—	1-2	Buddie	0-0	—	—	0-0
Rose	0-0	—	—	0-0	Clemens	1-1	3-0	0-0	22-7
Saberhagen	2-0	—	—	13-8	Cone	1-1	0-0	1-0	5-4
Wakefield	2-1	1-0	0-2	4-3	Hernandez	0-1	—	—	0-1
Wasdin	0-0	0-0	1-0	1-0	Holmes	0-0	—	—	0-1
					Irabu	1-1	1-0	—	2-1
<b>CHICAGO (AL)</b>	<b>'98</b>	<b>'97</b>	<b>'96</b>	<b>LT</b>	Jerzembek	0-0	—	—	0-0
Andujar	—	0-0	0-0	0-1	Mendoza	1-0	1-0	1-0	3-0
Baldwin	1-1	1-1	1-1	3-3	Naulty	0-0	0-0	0-0	0-0
Bradford	0-0	—	—	0-0	Nelson	1-0	0-1	1-0	3-2
C. Castillo	0-0	0-1	—	0-1	Pettitte	1-1	0-1	2-1	3-4
Eyre	0-0	0-0	—	0-0	Rivera	0-0-3	1-1-1	0-0	1-1-4
Fordham	0-0	0-0	—	0-0	Stanton	0-0	0-0	0-2	0-2
Foulke	0-0	1-0	—	1-0	Tessmer	0-0	—	—	0-0
Hall	—	—	—	1-1-1					
Howry	0-0-2	—	—	0-0-2	<b>OKLAND</b>	<b>'98</b>	<b>'97</b>	<b>'96</b>	<b>LT</b>
Navarro	0-1	0-1	—	5-8	Candiotti	1-1	—	—	2-3
Simas	1-0	0-0	0-0	1-0	T. Clark	—	1-0	—	3-0
Sirotko	3-0	1-0	0-0	4-0	Groom	0-0	0-0	0-0	0-0
Snyder	0-0	—	—	0-0	Haynes	1-0	1-1	0-0	2-1
Sturtze	—	0-0	—	0-0	Heredia	1-0	—	0-1	1-1
Ward	0-1	—	—	0-1	Holzemer	0-0	0-0	0-0	0-0
					Jarvis	—	0-0	—	0-0
<b>DETROIT</b>	<b>'98</b>	<b>'97</b>	<b>'96</b>	<b>LT</b>	Jones	—	2-1	2-0	4-1
Anderson	0-0	—	—	0-0	Mathews	2-0	0-1	—	2-1
Blair	—	2-0	—	2-0	Mohler	1-0	0-0	0-0	1-1
Brocail	0-0	0-1	—	0-1	OQuist	0-0	0-0	0-0	0-1
Florie	1-1	0-0	0-0	1-1	Prieto	0-0	0-2	0-0	0-4
Greisinger	0-2	—	—	0-2	Rogers	2-1	0-1	0-1	6-8
Jones	0-0	0-0	—	0-0	Stein	0-1	—	—	0-1
Lira	—	0-0	0-1	1-2	Taylor	0-0-4	1-0-2	1-0	2-0-6
Moehler	1-0	0-0	0-0	1-0	Witasick	0-0	0-0	0-0	0-0
Nitkowski	0-0	—	0-0	0-0	Worrell	0-1	—	—	0-1
Runyan	0-0	—	—	0-0					
Thompson	0-2	2-0	0-2	2-4					

## OPPONENTS PITCHING VS. INDIANS

SEATTLE	'98	'97	'96	LT
Ayala	0-0	0-0	0-0	0-0
Carmona	—	0-0	1-0	1-0
Cloude	0-1	0-1	—	0-2
Fassero	0-1	0-1	—	0-2
Henry	0-0	0-0-1	—	0-0-1
Leiter	—	—	—	3-1
McCarthy	0-1	0-0	0-0	0-1
Moyer	1-1	1-0	0-1	3-6
Paniagua	0-0	—	—	0-0
Suzuki	0-0	—	—	0-0
Weaver	—	—	—	—

TAMPA BAY	'98	'97	'96	LT
Aldred	0-0	0-0	—	1-0
Alvarez	0-2	0-0	1-1	6-6
Arrojo	1-0	—	—	1-0
Cooke	0-0	0-1	—	0-1
Casian	—	0-1	—	0-2
Charlton	0-0	0-0	1-1	1-1
Davis	—	0-0	0-0	0-0
Eiland	—	—	—	1-1
Eshelman	—	0-0	0-0	0-2
Gaillard	0-0	0-0	—	0-0
Gorecki	0-0	—	—	0-0
Hernandez	0-1-1	0-0-0	0-0-3	1-2-14
Hutton	—	—	0-0	0-0
Johnson	0-0	—	—	0-0
Lopez	0-0	—	—	0-0
Mecir	1-0	0-0	0-0	1-0
Munoz	0-0	—	—	0-0
Ontiveros	—	—	—	2-1
Rekar	0-2	—	—	0-2
Santana	1-0	0-0	—	1-0
Saunders	0-1	—	—	0-1
Tatis	0-0	0-0	—	0-0
Wade	0-0	—	—	0-0
R.White	0-0	—	—	0-0
Witt	0-1	0-1	0-2	5-16
Yan	0-0	0-0	—	0-0

TEXAS	'98	'97	'96	LT
Burkett	1-1	1-0	0-1	2-2
M. Clark	—	—	—	—
Crabtree	0-0	0-1	0-0	0-1
Fossas	0-1	0-0	—	1-1
Gunderson	0-0	0-1	0-0	0-1
Helling	0-0	0-0	0-0	0-0
Levine	0-1	0-0	0-0	0-1
Loaiza	2-0	0-1	—	2-1
Munoz	—	—	—	0-1
Patterson	0-0-1	0-0	0-0	0-0-1
Perisho	0-0	0-0	—	0-0
Robertson	0-0	0-1	0-1	0-2
Sele	2-1	0-1	0-2	3-5
Wetteland	0-0-5	2-0-4	0-0-5	2-2-16

TORONTO	'98	'97	'96	LT
Carpenter	0-1	0-1	—	0-2
Escobar	1-0	0-0	—	1-0
Halladay	—	—	—	—
Hamilton	—	—	—	—
Hentgen	0-1	1-0	1-0	5-2
Lloyd	0-0	0-0	0-0	0-1
Ludwick	0-0	0-0	—	0-0
Person	0-0	0-1	—	0-1
Plesac	0-0	0-0	—	5-1-11
Quantrill	0-0	0-1	0-1	1-5
Risley	0-0	0-0	0-0	2-0
N. Rodriguez	0-0	0-1	0-0	0-1
Sinclair	0-1	—	—	0-1
Wells	1-0	0-1	2-0	9-3

CHICAGO (NL)	'98	'97	'96	LT
Adams	0-1	0-0	—	0-1
Beck	0-0	—	—	0-0
Gonzalez	0-0	0-0	—	0-0
F.Heredia	0-0	—	—	0-0
Karchner	0-2	0-0	2-1	2-3
Lieber	1-0	—	—	1-0
Lorraine	0-0	0-0	—	0-0
Mulholland (up)	0-0	0-0	0-2	1-2
Pisciotta	0-0	0-0	—	0-0
Sanders	0-0	0-3	—	0-3
Tapani	0-1	1-0	0-2	5-7
Trachsel	0-0	0-0	—	0-0
Wood	—	—	—	—

CINCINNATI	'98	'97	'96	LT
Avery	0-0	3-0	—	3-0
Belinda	0-0	0-0	0-0	1-0
Bere	0-0	0-1	0-0	5-4
Carrara	—	—	—	0-2
Eischen	—	—	0-0	0-0
Graves	0-0	—	—	0-0
Harnisch	1-0	0-0	—	2-3
Hudek	—	0-0	—	0-0
Janzen	—	—	0-1	0-1
Neagle	—	—	—	—
Sullivan	0-0	0-0	—	0-0
Tomko	0-0	1-0	—	1-0

HOUSTON	'98	'97	'96	LT
Bergman	—	—	—	0-4
Crow	0-0	—	—	0-0
Elarton	0-0	—	—	0-0
Hampton	0-0	1-0	—	1-0
Henry	0-0	—	—	1-1
Hernandez	1-0	0-0	—	2-0-2
Holt	0-0	0-0	—	0-0
Lima	0-0	0-1	0-1	0-4
Miller	0-0	—	0-0	0-0
J.Powell	0-0	—	—	0-0
B.Powell	0-1	—	—	0-1
Reynolds	1-0	0-0	—	1-0
Scanlon	0-0	—	0-1	0-3
Wagner	1-0	0-0	—	1-0
B.Williams	—	—	0-3	0-3

MILWAUKEE	'98	'97	'96	LT
Borowski	0-0	—	—	0-0
D'Amico	—	0-0	0-1	0-1
Eldred	1-0	0-4	0-0	2-8
Fox	0-0	—	—	0-0
Karl	—	0-1	2-1	2-2
Myers	0-0	0-0	0-0	0-0
Plunk	—	—	—	3-1-1
Pulsipher	—	—	—	—
Reyes	0-0	0-0	0-0	0-0-1
Weathers	0-0	0-0	0-0	0-0
Wickman	0-0	0-1	1-0	3-0
Woodall	0-1	—	—	0-1
Woodard	—	0-0	—	0-0

PITTSBURGH	'98	'97	'96	LT
Christiansen	0-0	0-0	—	0-0
Cordova	—	—	—	—
Dessens	0-0	0-0	—	0-0
Loiselle	0-0	0-0-1	—	0-0-1
Martinez	0-0	—	—	0-0
Milacki	—	—	0-1	4-4
Peters	0-1	0-0	—	0-1
Ritchie	0-0	0-0	—	0-0
Schmidt	0-0	—	—	0-0
Schourek	0-0	0-0	—	0-0
Silva	0-0	1-0	—	1-0
Tabaka	0-0	0-0	—	0-0
Van Poppel	0-0	—	0-0	0-1
Wilkins	0-0	0-0	—	0-0
Williams	0-0	0-0	—	0-0

# SPRING TRAINING INFORMATION

## Spring Training Headquarters Major and Minor League Clubs

Holiday Inn Winter Haven  
1150 Third St., SW, Winter Haven, FL 33880  
(Phone) 941-294-4451, (Fax) 941-293-9829

### Chain Of Lakes Park, Winter Haven, FL 33880

Office Phone .....	941-291-5803	Press Box Phone .....	941-297-3052
Fax .....	941-299-4491	Clubhouse Phone .....	941-291-5803
Ticket Office Phone .....	941-293-3900	Media Relations Phone	941-291-5787 941-297-3052
Press Room Phone .....	941-291-5787	Media Relations Fax .....	941-291-5788

### Recent Spring Attendance Records

Year	Home Attendance	Total Attendance	Record
1955	25,506 (11)	247,574 (33)	16-17
1956	26,622 (11)	163,330 (35)	20-15
1957	24,362 ( 9)	151,382 (33)	19-14
1958	22,501 (11)	105,534 (33)	12-20
1959	29,948 (11)	94,042 (29)	12-17
1960	30,964 (12)	118,895 (31)	16-15
1961	25,094 (11)	71,671 (14)	11-14
1962	23,362 (12)	76,584 (30)	9-20-1
1963	20,418 (11)	76,909 (28)	16-12
1964	22,201 (12)	86,741 (34)	10-24
1965	22,438 (14)	137,496 (33)	13-12-1
1966	26,362 (15)	136,092 (31)	15-15-1
1967	22,029 ( 9)	115,276 (30)	14-16
1968	24,796 (12)	96,336 (28)	13-15
1969	21,394 (12)	77,110 (31)	18-12-1
1970	25,027 (15)	50,492 (30)	12-18
1971	30,231 (16)	45,507 (31)	14-17
1972	16,294 (12)	42,301 (26)	11-12
1973	19,511 (12)	50,258 (26)	19- 9
1974	23,530 (13)	38,663 (23)	12-10
1975	31,684 (10)	46,570 (18)	9- 8
1976	21,765 ( 5)	36,465 (14)	6- 8
1977	46,757 (15)	65,331 (27)	11-14
1978	41,400 (16)	62,702 (27)	12-13
1979	50,076 (15)	73,735 (25)	12-13
1980	29,956 (12)	56,712 (22)	11-11
1981	49,470 (19)	76,460 (31)	16-15
1982	51,667 (14)	90,154 (26)	16- 9
1983	55,998 (15)	92,485 (26)	12-15
1984	55,858 (13)	95,316 (27)	15-11-1
1985	53,574 (16)	95,810 (28)	12-16
1986	46,481 (14)	99,508 (29)	14-16
1987	61,595 (15)	132,206 (29)	13-15-1
1988	65,441 (15)	146,285 (31)	18-13
1989	68,850 (15)	161,822 (31)	19-11-1
1990	31,561 ( 6)	78,740 (14)	10-5
1991	65,628 (13)	133,307 (25)	15-10
1992	74,497 (15)	133,307 (25)	16-14
1993	55,215 (12)	139,256 (26)	11-14
1994	73,506 (17)	147,699 (30)	18-14
1995	<sup>ST1</sup> 29,550 (15)	78,993 (32)	16-16
	<sup>ST2</sup> 19,844 (6)	33,143 (12)	8-3-1
1996	74,189 (14)	260,475 (34)*	21-13
1997	74,615 (15)	222,804 (34)	16-18
1998	74,723 (13)*	211,668 (29)	12-17

\* All-Time Spring High

Note: 1995 was strike year. <sup>ST1</sup> Replacement players. <sup>ST2</sup> Regular players.

## 1999 INDIANS SPRING EXHIBITION SCHEDULE

DAY	DATE	OPPONENT	SITE
FRIDAY	MARCH 5	KAN. CITY ROYALS <sup>SS</sup>	WINTER HAVEN
	March 5	Philadelphia Phillies <sup>SS</sup>	Clearwater
Saturday <sup>T</sup>	March 6	Detroit Tigers	Lakeland
SUNDAY <sup>T</sup>	MARCH 7	DETROIT TIGERS	WINTER HAVEN
Monday	March 8	Toronto Blue Jays	Dunedin
Tuesday	March 9	Kansas City Royals	Baseball City
WEDNESDAY	MARCH 10	PHILADELPHIA PHILLIES	WINTER HAVEN
THURSDAY	MARCH 11	ATLANTA BRAVES	WINTER HAVEN
Friday	March 12 <sup>7</sup>	Detroit Tigers	Lakeland
SATURDAY <sup>T</sup>	MARCH 13	LOS ANGELES DODGERS	WINTER HAVEN
Sunday <sup>T</sup>	March 14	Tampa Bay Devil Rays	St. Petersburg
MONDAY	MARCH 15	FLORIDA MARLINS	WINTER HAVEN
Tuesday	March 16	Atlanta Braves	Orlando <sup>(Disney Complex)</sup>
WEDNESDAY	MARCH 17	T.B. DEVIL RAYS <sup>SS</sup>	WINTER HAVEN
	March 17	Kansas City Royals <sup>SS</sup>	Baseball City
THURSDAY	MARCH 18	DETROIT TIGERS	WINTER HAVEN
Friday	March 19	Kansas City Royals	Baseball City
SATURDAY <sup>TU</sup>	MARCH 20	NEW YORK YANKEES	WINTER HAVEN
Sunday <sup>T</sup>	March 21	Philadelphia Phillies	Clearwater
Monday <sup>TF</sup>	March 22 <sup>7</sup>	Atlanta Braves	Orlando <sup>(Disney Complex)</sup>
TUESDAY <sup>T</sup>	MARCH 23	HOUSTON ASTROS	WINTER HAVEN
Wednesday <sup>T</sup>	March 24	Los Angeles Dodgers	Vero Beach
THURSDAY <sup>TF</sup>	MARCH 25 <sup>7</sup>	KANSAS CITY ROYALS	WINTER HAVEN
Friday <sup>T</sup>	March 26	Tampa Bay Devil Rays	St. Petersburg
Saturday <sup>TU</sup>	March 27	Houston Astros	Kissimmee
SUNDAY <sup>TU</sup>	MARCH 28	TORONTO BLUE JAYS	WINTER HAVEN
MONDAY <sup>T</sup>	MARCH 29	KANSAS CITY ROYALS	WINTER HAVEN
TUESDAY <sup>T</sup>	MARCH 30	ATLANTA BRAVES	WINTER HAVEN
WEDNESDAY <sup>T</sup>	MARCH 31	TAMPA BAY DEVIL RAYS	WINTER HAVEN
Thursday <sup>T</sup>	April 1	New York Yankees	Tampa
FRIDAY <sup>T</sup>	APRIL 2	PHILADELPHIA PHILLIES	WINTER HAVEN
Saturday <sup>T</sup>	April 3	Atlanta Braves (1:10PM)	Atlanta, GA
Sunday <sup>T</sup>	April 4 <sup>5</sup>	Arizona Diamondbacks	Phoenix, AZ

ALL CAPS indicate home games, ss - Split Squad

Game Time - 1:05PM EST (except where noted)

<sup>5</sup> Game Time - 5:05PM EST, <sup>7</sup> Game Time - 7:05PM EST

<sup>T</sup> Game broadcast on WTAM NewsRadio 1100AM

<sup>U</sup> Game broadcast on WUAB-TV 43

<sup>F</sup> Game broadcast on FOX Sports Ohio

## INDIANS SPRING TRAINING SITES

Winter Haven, FL	1993-present	San Antonio, Texas	1915
Tucson, AZ	1947-1992	Athens, GA	1914
Clearwater, FL	1946	Pensacola, FL	1913
Lafayette, IN	1943-1945	New Orleans, LA	1912
Ft. Myers, FL	1940-1942	Alexandria, LA	1910-1911
Louisiana	1928-1939	Macon, Georgia	1907-1909
Lakeland, FL	1923-1927	New Orleans, LA	1905-1906
Dallas, Texas	1921-1922	San Antonio, TX	1904
New Orleans, LA	1916-1920	New Orleans, LA	1902-1903

## INDIANS BROADCAST HISTORY

The early days of baseball play-by-play broadcasting in Cleveland were highlighted by change. Broadcasting legend Tom Manning, known for his field announcing at League Park, was heard over radio station WTAM from 1929-31 covering most home games. Ellis Vander Pyl started the 1932 season on WHK, but was quickly replaced by another broadcasting legend, former Tribe player Jack Graney. For the next decade, when Tribe baseball was on the air, Graney was at the mike. His noteworthy partners included Gil Gibbons, Pinky Hunter and Lou Henry. In 1945, no Cleveland baseball broadcasts were heard because of radio network commitments. Permanent radio play-by-play of Indians games was established in 1946 when Bill Veeck purchased the team. Before the sale, no games were broadcast in 1946. Soon after the Veeck purchase four stations carried the Tribe game of June 28, 1946 (Graney and Bob Neal on WGAR, Earl Harper on WJW, Don Campbell on WHK, and Manning on WTAM).

YEAR	RADIO	ANNOUNCERS	TV	ANNOUNCERS	CABLE
1947	WGAR	Jack Graney Van Patrick			
1948	WJW	Jack Graney Jimmy Dudley	WEWS	Van Patrick	
1949	WJW	Jack Graney Jimmy Dudley	WEWS	Bob Neal Tris Speaker	
1950	WERE	Jack Graney Jimmy Dudley	WXEL	Jack Graney Jimmy Dudley	
1951	WERE	Jack Graney Jimmy Dudley	WXEL	Hal Newell	
1952	WERE	Jack Graney Jimmy Dudley	WXEL	Bob Neal Red Jones	
1953	WERE	Jack Graney Jimmy Dudley	WXEL	Bob Neal Red Jones	
1954	WERE	Jimmy Dudley Ed Edwards	WXEL	Ken Coleman Jim Britt	
1955	WERE	Jimmy Dudley Ed Edwards	WXEL	Ken Coleman Jim Britt	
1956	WERE	Jimmy Dudley Tom Manning	WEWS	Ken Coleman Jim Britt	
1957	WERE	Jimmy Dudley Bob Neal	WEWS	Ken Coleman Jim Britt	
1958	WERE	Jimmy Dudley Bob Neal	WEWS	Ken Coleman Bill McColgan	
1959	WERE	Jimmy Dudley Bob Neal	WEWS	Ken Coleman Bill McColgan	
1960	WERE	Jimmy Dudley Bob Neal	WEWS	Ken Coleman Bill McColgan	
1961	WERE	Jimmy Dudley Bob Neal	WJW	Ken Coleman Harry Jones	
1962	WERE	Jimmy Dudley Harry Jones	WJW	Ken Coleman Bob Neal	
1963	WERE	Jimmy Dudley Harry Jones	WJW	Ken Coleman Bob Neal	
1964	WERE	Jimmy Dudley Harry Jones	WJW	Bob Neal Herb Score	
1965	WERE	Jimmy Dudley Bob Neal	WJW	Harry Jones Herb Score	
1966	WERE	Jimmy Dudley Bob Neal	WJW	Harry Jones Herb Score	
1967	WERE	Jimmy Dudley Bob Neal	WJW	Harry Jones Herb Score	
1968	WERE	Bob Neal Herb Score	WJW	Harry Jones Mel Allen	
1969	WERE	Bob Neal Herb Score	WJW	Harry Jones Dave Martin	

YEAR	RADIO	ANNOUNCERS	TV	ANNOUNCERS	CABLE
1970	WERE	Bob Neal Herb Score	WJW	Harry Jones Dave Martin	
1971	WERE	Bob Neal Herb Score	WJW	Harry Jones Dave Martin	
1972	WERE	Bob Neal Herb Score	WJW	Harry Jones Rocky Colavito	
1973	WWWE	Herb Score Joe Tait	WJW	Harry Jones Mudcat Grant	
1974	WWWE	Herb Score Joe Tait	WJW	Harry Jones Mudcat Grant	
1975	WWWE	Herb Score Joe Tait	WJW	Rocky Colavito Bob Brown	
1976	WWWE	Herb Score Joe Tait	WJW	Rocky Colavito Bob Brown	
1977	WWWE	Herb Score Joe Tait	WJW	Harry Jones Mudcat Grant	
1978	WWWE	Herb Score Joe Tait	WJKW	Jim Mueller Eddie Doucette	
1979	WWWE	Herb Score Joe Tait	WJKW	Joe Castiglione Fred McLeod	
1980	WWWE	Herb Score Nev Chandler	WUAB	Joe Tait Bruce Drennan	
1981	WWWE	Herb Score Nev Chandler	WUAB	Joe Tait Bruce Drennan	
1982	WWWE	Herb Score Nev Chandler	WUAB	Joe Tait Bruce Drennan	Joe Castiglione Bob Feller (Ten TV)
1983	WWWE	Herb Score Nev Chandler	WUAB	Joe Tait Reggie Rucker	Bob Feller (Sports Ex) Jack Corrigan Denny Schreiner
1984	WWWE	Herb Score Nev Chandler	WUAB	Joe Tait Reggie Rucker	
1985	WWWE	Herb Score Steve Lamar	WUAB	Joe Tait Jack Corrigan	
1986	WWWE	Herb Score Steve Lamar	WUAB	Joe Tait Jack Corrigan	
1987	WWWE	Herb Score Steve Lamar	WUAB	Joe Tait Jack Corrigan	
1988	WWWE	Herb Score Paul Olden	WUAB	Jack Corrigan Steve Lamar	
1989	WWWE	Herb Score Paul Olden	WUAB	Jack Corrigan Mike Hegan	
1990	WWWE	Herb Score Tom Hamilton	WUAB	Jack Corrigan Mike Hegan	Rick Manning Dan Coughlin (SportsChannel)
1991	WWWE	Herb Score Tom Hamilton	WUAB	Jack Corrigan Mike Hegan	Rick Manning John Sanders (SportsChannel)
1992	WKNR	Herb Score Tom Hamilton	WUAB	Jack Corrigan Mike Hegan	Rick Manning John Sanders (SportsChannel)
1993	WKNR	Herb Score Tom Hamilton	WUAB	Jack Corrigan Mike Hegan	Rick Manning John Sanders (SportsChannel)
1994	WKNR	Herb Score Tom Hamilton	WUAB	Jack Corrigan Mike Hegan	Rick Manning John Sanders (SportsChannel)
1995	WKNR	Herb Score Tom Hamilton	WUAB	Jack Corrigan Mike Hegan	Rick Manning John Sanders (SportsChannel)
1996	WKNR	Herb Score Tom Hamilton	WUAB	Jack Corrigan Mike Hegan	Rick Manning John Sanders (SportsChannel)
1997	WKNR	Herb Score Tom Hamilton	WUAB	Jack Corrigan Mike Hegan	Rick Manning John Sanders (Sports Channel)
1998	WTAM	Tom Hamilton Dave Nelson Mike Hegan	WUAB	Jack Corrigan Mike Hegan	Rick Manning John Sanders (Fox Sports Ohio)

## TRIBE BROADCASTERS



**TOM HAMILTON** will enter his tenth season of calling Cleveland Indians baseball games on radio in 1999. In his nine seasons, Hamilton has called 47 postseason games for the Tribe from 1994-98 including all six (6) games from the 1995 World Series and all seven (7) games from the 1997 World Series.

Hamilton will be joined in the booth with Mike Hegan and Dave Nelson to provide commentary for all 162 regular season games and 20 spring training contests on WTAM, 1100 on the AM dial.

Tom came to the Indians after spending three seasons as a broadcaster for the AAA Columbus Clippers, the top farm club of the New York Yankees.

Previously, Tom worked in Milwaukee, Appleton, Watertown and Shell Lake, Wisconsin. Some of his broadcasting credits include the University of Wisconsin football games, University of Colorado basketball games, the Appleton Foxes minor league baseball games and work for ABC radio.

During the off-season, Tom does television basketball broadcasts for the Big Ten Conference on ESPN.

Hamilton is a native of Waterloo, Wisconsin. He resides in Avon Lake, OH with his wife, Wendy. The Hamilton's have four children: Two boys, Nicholas and Bradley, and two girls, Kelsey and Katie.



**DAVE NELSON** begins his second season as a member of the Tribe radio broadcast team alongside Tom Hamilton and Mike Hegan. Davey also spent two seasons in the radio booth on WGN-AM broadcasting Chicago Cubs games in 1988-89.

Nelson has been affiliated with the organization since 1992, spending six seasons as Mike Hargrove's first base and baserunning coach from 1992-97. He began his coaching career in 1981 in the same position with the Chicago White Sox. He remained with the White Sox from 1981-84 and served as the White Sox' roving minor league infield and baserunning instructor in 1985. He spent two seasons with the Oakland Athletics (1986-87) as Director of Instruction before joining the Cubs broadcast team with Harry Caray and Dewayne Staats.

Davey enjoyed a 14-year professional playing career, spending 10 seasons in the big leagues. He started his professional career in 1964 in the Indians organization and made his major league debut with the Tribe in 1968. After two seasons with the Tribe at the big league level he moved on to the Washington Senators in 1970. His top base stealing campaign was in 1972 when he registered 51 steals, just one off Bert Campaneris' AL-leading total of 52. The 1973 American League All-Star compiled a career average of .244 (630-2578) with 187 steals in 813 big league games from 1968-77.

David Earl Nelson, who is single, resides in Sarasota, FL and has one son, David Harrison (3/2/81).

## TRIBE BROADCASTERS



**WUAB-TV 43**, the television home of the Cleveland Indians, will telecast 75 regular season games and three spring training games in 1999.

**JACK CORRIGAN** will return for his 15<sup>th</sup> season in the Indians television broadcast booth for the 1999 campaign. Corrigan's 14 years of broadcasting Tribe games on television is the longest tenure among TV announcers in the history of the Indians.

A native Clevelander, Corrigan has been involved with play-by-play and color commentary for the Cleveland Cavalier telecasts and the MISL Cleveland Force, in addition to his work with the Tribe.

Since 1989, he has also been the "television voice" for college football and basketball games for the Atlantic Coast Conference, Conference USA and the Patriot League.

Jack is a graduate of St. Ignatius High School and Cornell University, and he has a Master's degree in Speech from Kent State University. During the off-season, Jack also coaches football at St. Ignatius, the 7-time Division I State Champions. He is on the Board of Trustees for Lawrence School, the Great Lakes Theater Festival, the Town Hall Speaker series, and he continues his involvement with Our Lady of the Wayside. Jack and his wife, Lisa, have two children, Megan and Michael, and reside in Westlake.



**MIKE HEGAN** is in his eleventh season as a Tribe broadcaster in 1999, teaming up with Tom Hamilton and Dave Nelson in the Indians radio booth as well as Jack Corrigan on 75 games that will be broadcast by WUAB-TV 43.

Hegan will handle both play-by-play and color analysis on the Indians Radio Network during 1999 Indians games which WUAB-TV 43 is not televising. Hegan will fill the analyst role when teamed with Tom Hamilton in the radio booth and will call play-by-play action when teamed with Dave Nelson for the 2nd straight year. During WUAB-TV 43 games Hegan will still

handle television duties with his longtime partner Jack Corrigan.

Mike came to the Indians in 1989 after 12 seasons as a Milwaukee Brewers television announcer. Prior to his broadcasting career, Hegan played 12 years in the Major Leagues (1964-77) with the New York Yankees, Seattle Pilots, Milwaukee Brewers and the Oakland A's. The former 1<sup>st</sup> baseman-outfielder represented Seattle in the 1969 All-Star Game and played on the 1972 World Championship Oakland A's team. Mike is the son of former Indians catcher, Jim Hegan, who played with the Tribe for 14 seasons.

Mike and his wife, Nancy, reside in Hilton Head, SC. They have two sons, Shawn and J.J.

## TRIBE BROADCASTERS



Former Tribe center fielder **RICK MANNING** returns for his tenth full season as color commentator for **FOX SPORTS OHIO** and will team up with John Sanders to broadcast 70 regular season and two spring training games in 1999.

Manning began his professional baseball career with the Cleveland Indians as the #1 selection in the 1972 June draft. The first 8½ years of his 13-year major league career were spent in Cleveland (1975-1983) where he won a Gold Glove in 1976 for his fielding prowess. Manning was also selected as the BBWAA "Good Guy" award winner for the 1980 season. His numbers as a

Cleveland Indian included a .263 average (1053-3997), 36 HRs and 336 RBI. Rick concluded his career with the Milwaukee Brewers (1983-1987) and posted a .257 career average, hitting 56 home runs and driving in 458 runs.

Rick and his wife, Sue, reside in Chesterland.



**JOHN SANDERS**, a 31-year broadcast veteran, is in his ninth season as the play-by-play voice of the Indians on the Tribe's cable home, **FOX SPORTS OHIO**.

Sanders joins Rick Manning in the booth to broadcast 70 Indians games in 1999 on FOX SPORTS OHIO. John came to Cleveland in 1991 after spending nine seasons as the play-by-play announcer for the Pittsburgh Pirates.

Sanders, a Kansas native, started his career in 1965 at WIBW-TV and radio in Topeka, upon graduation from Kansas State University. In 1966 he took a job at KMBC-TV in Kansas City,

MO as the sports and news anchor. He remained at KMBC for 12 years and was the play-by-play announcer for the Kansas City Chiefs of the NFL, NCAA college baseball and Kansas City Blues hockey.

In 1978, John made the jump to KDKA-TV and radio in Pittsburgh and in 1981 he began announcing Pirates games. In 1990, Sanders served as play-by-play announcer for ESPN's regional Major League Baseball telecasts.

Sanders resides in Pittsburgh, PA with his wife Cherie and two daughters, Gabrielle and Hilary.



Cleveland Indians Community Relations Director, **ALLEN DAVIS** (pictured), and **LUIS TORRES** will continue to provide the commentary for the Indians Spanish radio broadcasts including a full pre-game and post-game show for all weekend (Saturday and Sunday) games at Jacobs Field.

Davis, a native of Bayamon, Puerto Rico, is a former talk-show host on SportsRadio WKNR 1220AM, and a former reporter on WKYC TV3 and WEWS TV5. Davis will handle the play-by-play duties.

Torres, a native of Juana Dias, Puerto Rico, where he played amateur baseball until the age of 20, is currently the Hispanic Chaplain for Metrohealth Medical Center and the church minister for Hispanic Ministry. Torres will handle the color commentary.

## 1999 INDIANS RADIO NETWORK

Station	City	AM Frequency
WTAM-AM	Cleveland .....	1100
WAKR-AM	Akron .....	1590
WFUN-AM	Ashtabula .....	970
WBLL-AM	Bellefontaine .....	1390
WQCT-AM	Bryan .....	1520
WHBC-AM	Canton .....	1480
WMNI-AM	Columbus .....	920
WDLR-AM	Delaware .....	1550
WJER-AM	Dover .....	1450
WEOL-AM	Elyria .....	930
WFIN-AM	Findlay .....	1330
WFOB-AM	Fostoria .....	1430
WLOH-AM	Lancaster .....	1320
WMAN-AM	Mansfield .....	1400
WMRN-AM	Marion .....	1490
WUCO-AM	Marysville .....	1270
WMVO-AM	Mount Vernon .....	1300
WCLT-AM	Newark .....	1430
WBKC-AM	Painesville .....	1460
WLEC-AM	Sandusky .....	1450
WSPD-AM	Toledo .....	1370
WBTC-AM	Uhrichsville .....	1540
WANR-AM	Warren .....	1570
WRTK-AM	Youngstown .....	1390
WDOE-AM	Dunkirk, NY .....	1410
WMNS-AM	Olean, NY .....	1360
WSPQ-AM	Springville, NY .....	1330
WWCB-AM	Corry, PA .....	1370
WRIE-AM	Erie, PA .....	1260
WPIC-AM	Sharon, PA .....	790
Station	City	FM Frequency
WBNV-FM	Barnesville .....	93.5
WBNO-FM	Bryan .....	100.9
WQEL-FM	Bucyrus .....	92.7
WDOH-FM	Delphos .....	107.1
WJAW-FM	McConnelsville .....	100.9
WLKR-FM	Norwalk .....	95.3
WQKT-FM	Wooster .....	104.5
WYBZ-FM	Zanesville .....	107.3

## HOW TO FIGURE

### BATTING AVERAGE

Divide the total number of hits collected by a player by the total number of at bats. (i.e. Player A is 12-for-40 or .300.)

### SLUGGING PERCENTAGE

Divide the number of total bases by the total number of at bats. i.e. Player A's 12 hits include six singles (6), one double (2), two triples (6) and three home runs (12) for 26 total bases in 40 at bats and a .650 slugging percentage.

### EARNED RUN AVERAGE

The total number of earned runs allowed by a pitcher is divided by the total number of innings pitched and then multiplied by nine for his per-game average. (i.e. Pitcher B has allowed 12 earned runs in 45 innings of work for a 2.40 ERA.)

### FIELDING AVERAGE

The sum of putouts and assists is divided by the sum of putouts, assists and errors. (i.e. Player C has made 16 putouts and 24 assists and two errors. That's 40 putouts and assists divided by 42 chances for a fielding average of .952.)

### WON-LOST PERCENTAGE

Divide the number of victories by the total number of games played. (i.e. 22 wins and 18 losses produce a winning percentage of .550.)

### ON-BASE PERCENTAGE

The sum of hits plus total bases on balls plus hit-by-pitches is divided by the sum of at bats plus total bases on balls, hit-by-pitches and sacrifice flies. (Does not include being awarded first base on interference or obstruction.)

## CLEVELAND CHAPTER BASEBALL WRITERS ASSOCIATION OF AMERICA, 1999

Chris Assenheimer	Elyria Chronicle Telgram	Bill Livingston	The Plain Dealer
Andy Call	Canton Repository	Larry Pantages	Akron Beacon Jrnl.
Bob Dolgan	The Plain Dealer	Sheldon Ocker	Akron Beacon Jrnl.
Dick Dugan	The Plain Dealer	Mike Peticca	The Plain Dealer
Burt Graeff	The Plain Dealer	Terry Pluto	Akron Beacon Journal
Tony Grossi	The Plain Dealer	Bud Shaw	The Plain Dealer
Roy Hewitt	The Plain Dealer	Bob Stewart	Canton Repository
Paul Hoynes	The Plain Dealer	Mike Sullivan	Columbus Dispatch
Jim Ingraham	News Herald/Lorain Jrnl.	Dick Svoboda	United Press Interntl.
Hal Lebovitz	News Herald/Lorain Jrnl.	Tom Withers	Associated Press

### HONORARY BBWAA MEMBERS

Hank Andrews	The Cleveland Press	Hank Kozloski	Lorain Journal
Bob August	The Cleveland Press	Walter L. Johns, Sr.	Central Press Assoc.
Jack Darrow	Warren Tribune	Chuck Heaton	The Plain Dealer
Bob Nold	Akron Beacon Journal	Russ Schneider	The Plain Dealer
Bob Yonkers	The Cleveland Press	Chuck Melvin	The Associated Press
		Steve Herrick	Elyria Chronicle-Teleg.

### CLEVELAND BBWAA OFFICERS

Sheldon Ocker, Chairman  
Dick Svoboda, Secretary-Treasurer

### CLEVELAND BASEBALL WRITERS MAN OF THE YEAR AWARD

1946- Bill Veeck	1964- Don McMahon	1982- Andre Thornton Toby Harrah
1947- Lou Boudreau	1965- Rocky Colavito	1983- Rick Sutcliffe
1948- Gene Bearden	1966- Sonny Siebert	1984- Bert Blyleven
1949- Bob Lemon	1967- Max Alvis	1985- Brett Butler
1950- Larry Doby	1968- Luis Tiant	1986- Joe Carter
1951- Bob Feller	1969- Sam McDowell	1987- Brook Jacoby
1952- Mike Garcia Bob Lemon Early Wynn	1970- Ray Fosse Sam McDowell	1988- Doug Jones
1953- Al Rosen	1971- Graig Nettles	1989- Jerry Browne
1954- Bobby Avila	1972- Gaylord Perry	1990- Doug Jones
1955- Al Smith	1973- Buddy Bell	1991- Carlos Baerga
1956- Vic Wertz	1974- Gaylord Perry Jim Perry	1992- Carlos Baerga
1957- Gene Woodling	1975- Dave LaRoche	1993- Albert Belle
1958- Rocky Colavito	1976- Rico Carty	1994- no award
1959- Tito Francona	1977- Duane Kuiper	1995- Jose Mesa
1960- Jim Perry	1978- Andre Thornton	1996- Albert Belle
1961- Mel Harder	1979- Dave Garcia	1997- Sandy Alomar
1962- Dick Donovan	1980- Mike Hargrove	1998- Manny Ramirez
1963- Max Alvis	1981- Mike Hargrove	

### FRANK GIBBONS/STEVE OLIN GOOD GUY AWARD *(as selected by the Cleveland BBWAA)*

1968- Alvin Dark	1978- Duane Kuiper	1989- Tom Candiotti Bud Black
1969- Lou Klimchok	1979- Sid Monge	1990- Brook Jacoby
1970- Larry Brown	1980- Rick Manning	1991- Mike Hargrove
1971- Hank Peters	1981- Mike Seghi	1992- Felix Fermin
1972- Dino Lucarelli	1982- Dennis Sommers	1993- Cy Buynak
1973- Bob Gill	1983- Don McMahon	1994- no award
1974- Harold Bossard Marshall Bossard	1984- Andre Thornton	1995- Jim Thome
1975- Boog Powell	1985- Mike Hargrove	1996- Omar Vizquel
1976- Jim Warfield	1986- Johnny Goryl	1997- Orel Hershiser
1977- Cy Buynak	1987- Andre Thornton	1998- Luis Isaac
	1988- Doc Edwards	

## GORDON COBBLEDICK GOLDEN TOMAHAWK WINNERS

(announced by Wahoo Club, voted by players)

1997	Charles Nagy	1979	Andre Thornton
1996	Charles Nagy	1978	Andre Thornton and Duane Kuiper
1995	Albert Belle Jose Mesa	1977	Buddy Bell
1994	Kenny Lofton	1976	Alan Ashby
1993	Albert Belle	1975	Frank Duffy
1992	Carlos Baerga	1974	John Ellis
1991	Carlos Baerga	1973	Gaylord Perry
1990	Doug Jones	1972	Graig Nettles
1989	Jerry Browne	1971	Ray Fosse
1988	Joe Carter	1970	Sam McDowell
1987	Pat Tabler	1969	Jose Cardenal
1986	Joe Carter	1968	Stan Williams
1985	Brett Butler	1967	Joe Azcue
1984	Rick Sutcliffe	1966	Larry Brown (renamed after Cobbledick in '66)
1983	Andre Thornton	1965	Dick Howser
1982	Jerry Dybzinski	1964	Fred Whitfield
1981	Mike Hargrove	1963	Jerry Kindall
1980	Toby Harrah		

## ALL-TIME INDIANS GREATESTS

1B	Hal Trosky	IF	Charley Jamieson
2B	Nap Lajoie	CF	Tris Speaker
SS	Lou Boudreau	RF	"Shoeless Joe" Jackson
3B	Ken Keltner	RHP	Bob Feller
C	Steve O'Neill	LHP	Vean Gregg

(Team selected by fans in 1969.)

### Most Memorable Moment

Frank Robinson's homer in 1st at-bat as Tribe player-manager April 8, 1975

### Most Memorable Personality

Rocky Colavito

(Most memorables selected by fans in 1975.)

## AMERICAN LEAGUE STADIUM CAPACITIES

Anaheim	Edison Field .....	45,050
Baltimore	Oriole Park at Camden Yards .....	48,188
Boston	Fenway Park .....	33,871
Chicago (A.L.)	Comiskey Park .....	44,321
Cleveland	Jacobs Field .....	43,368
Detroit	Tiger Stadium .....	46,846
Kansas City	Kauffman Stadium .....	40,529
Minnesota	H.H.H. Metrodome .....	48,678
New York	Yankee Stadium .....	57,746
Oakland	Oakland Coliseum .....	43,662
Seattle	Kingdome (4/6-7/14) .....	59,084
	Safeco Field (7/15-10/3) .....	45,600
Tampa Bay	Tropicana Field .....	45,200
Texas	The Ballpark in Arlington .....	49,166
Toronto	Sky Dome .....	50,516

## NATIONAL LEAGUE CENTRAL STADIUM CAPACITIES

Chicago (N.L.)	Wrigley Field .....	38,902
Cincinnati	Cinergy Field .....	52,953
Houston	Astrodome .....	54,370
Pittsburgh	Three Rivers Stadium .....	47,972
Milwaukee	County Stadium .....	53,192
St. Louis	Busch Stadium .....	49,625

## ITEMS OF INTEREST

### FREE AGENT DRAFT RULE

Major League and National Association clubs meet once a year for the purpose of drafting free agent player talent. Selection of a free agent entitles the club to the exclusive right of negotiation with that player. Approximate date of draft meetings: Summer (early June).

Clubs choose in inverse order of Major League standings, selecting free agents and previous draftees who had not signed contracts but had instead enrolled in four-year colleges and since had either completed his junior year or become 21 years of age. Each organization may select only one player for each of its major league, AAA and AA rosters but is not limited to the number of picks for the "A" level. Minor League clubs select in the same relative order as their parent clubs.

### SUSPENDED GAME RULE

A game terminated by curfew or prearranged time limit is a suspended game if it has progressed far enough to be an official game. (i.e., 4½ or 5 innings, Rule 4.10) A game terminated by light failure or malfunction of a mechanical field device under control of the home club is a suspended game anytime after it begins.

Suspended games shall be resumed at the exact point of suspension immediately preceding the next scheduled, single game between the two clubs on the same ground. If this is not possible, other provisions for resumption are specified in American League Regulation 4.12.

Any LEGAL game called due to weather with the score TIED is a tie game and must be replayed in its entirety.

### TRADING REGULATIONS

- The trading "deadline" is now July 31, waivers are required for any inter- or intra- Major League assignment during the period beginning August 1 and ending at 5 PM ET the day after the end of the season. During the other ten months of the year, no waivers are needed.
- It will be easier to compute which players need waivers before they may be optioned: if three years (less one month for each previously spent on option) have elapsed since the player actually reported to the major leagues for the first time, waivers are required. The date of the actual physical reporting will be used as a benchmark instead of the date the player was placed first on the 40-man roster.

*The procedure for assignment waiver requirements are as follows:*

CLUB FROM/TO	31ST DAY OF SEASON TO 7/31	8/1 TO 8/31	9/1 TO LAST DAY OF SEASON	END OF SEASON TO 30TH DAY OF SEASON
ML to ML	NONE	ML	ML	NONE
ML to NA (opt)	ML	ML	ML	ML
ML to NA	OR	OR	SPL	SPL

*There are four different types of waiver requests:*

Major League Waivers, Special Waivers (irrevocable), Outright Waivers (irrevocable), and Unconditional Release Waivers.

Outright Waivers (OR) are ML waivers and expire at the end of the waiver period in which they were secured MLR 10 (f).

The club must tender a special waiver request specifying that waivers are requested for the purpose of outright assignment to the National Association. The claiming period, as with other waivers, is three business days, and an assignment pursuant to special waivers must be completed by 2PM ET the seventh day after waivers are secure.

### ROOKIE QUALIFICATIONS

A player shall be considered a rookie unless, during a previous season or seasons, he has (a) exceeded 130 at bats or 50 innings pitched in the major leagues; or (b) accumulated more than 45 days on the active roster of a major league club or clubs during the period of the 25-player limit (excluding time in military service).

## **SAVE RULE**

A relief pitcher shall be credited with a save when he meets all three of the following conditions: (1) he is the finishing pitcher in a game won by his club, (2) he is not the winning pitcher, and (3) he qualifies under one of the following conditions: (a) he enters the game with a lead of no more than three runs and pitches for at least one inning, or (b) he enters the game with the potential tying run either on base, at bat or on deck (i.e., the potential tying run is either on base or is one of the first two batsmen he faces), or (c) he pitched effectively in the last three innings.

## **PLAYER LIMITS**

25 players from opening day through August 31— 40 players from September 1 through end of season. Players in military service do not count against the under control list while on active duty. Upon separation from the service, a player will be reinstated to his club's normal player limits after he has completed a 15-day trial period or has participated in a championship game, whichever comes first.

## **MAJOR LEAGUE SERVICE**

- Is credited for each day the player appears on an active roster or major league disabled list or suspended list.
- In the case of a player called up from the minor leagues, is credited beginning with the date he physically reports.
- In the case of a major league player who is traded and reports in the normal course, service is not interrupted.
- In the case of a major league player sent down to the minor leagues, is credited through the date of the assignment.
- In the case of a player who is unconditionally released, is credited through the date waivers are requested.
- In the case of a player designated for release or assignment (MLR 2), is credited after the designation, through the date of the actual assignment or the request for unconditional release waivers.
- For a player who appears on his club's opening day roster, is credited as of the earliest scheduled opener, without regard to the actual opening date of his own club.
- Is credited at the rate of 172 days per "year," though the season is actually 182 days long.
- Is not credited during any period or periods of optional assignment totalling 20 days or more during a single season.

## **DETERMINING THE MAGIC NUMBER**

Determine the number of games yet to be played, add one, then subtract the number of games ahead in the loss column of the standings from the closest opponent.

## **DISABLED LISTS**

- Supplemental (15-day): NO LIMIT
- Emergency (60-day): The emergency DL can only be used if the club is at the maximum limit of 40 players.
- Maximum: No limit on the number of players. (Players carried on this list do not count against 40-man under control limit. If placed or transferred here after 8/1, player must remain through the end of post season.) Day one is day following player's last game appearance.
- Reinstatement may be made after the beginning Day 16 or 61 respectively; after minimum period has expired player may be reinstated at any time (except in certain "Emergency" cases. See above.)

## **AMERICAN LEAGUE CURFEW RULE**

All night games must be called at 1AM, local time. However, if an inning is started prior to 1AM, it can be completed. Curfews shall be waived for the final series of the season, in each of the two parks of two contesting teams.

## **BATTING-PITCHING QUALIFICATIONS**

To qualify for the American League batting championship, a player must have 502 or more plate appearances. (This is equivalent to at least 3.1 for each of the 162 scheduled games.) Pitchers must work 162 or more innings to qualify for the earned run average title.

### **PINCH HITTER RULE**

A player shall be considered a pinch hitter if he enters the game as a substitute batter and then only on his first time at bat which must be before he becomes a fielder. (If the team bats around and a pinch hitter comes up a second time in the inning in which he first appeared, he will not be considered a pinch hitter during that second time up). A substitute hitter for a designated hitter is both a pinch hitter and a designated hitter on his first time at bat. On subsequent trips to the plate, he is a designated hitter only.

### **DESIGNATED HITTER RULE**

A hitter may be designated to bat for the pitcher in any spot in the batting order in any game without affecting the status of the pitcher. The designated hitter must be selected and be included in the lineup cards presented to the umpire-in chief prior to the game. Failure to do so precludes the use of a designated hitter for that game. The designated hitter is "locked" into the batting order, but may be removed for a pinch-hitter or a pinch-runner, who in turn becomes the designated hitter. The designated hitter, while still in the game, may be used defensively but the pitcher then assumes the batting order of the replaced defensive player, thus terminating the designated hitter role.

### **DEFINITION OF A NIGHT GAME**

Any game scheduled to start after 6:00 PM will be considered a night game. If a game is scheduled to start at 6PM and is delayed by rain, or for any reason, it will be considered a day game; if a game is scheduled to start at 6:01PM, it will be considered a night game. Twi-night doubleheaders shall be included in doubleheader statistics and shall be considered two night games. When afternoon and night games are played on the same date with separate admissions, the games shall be day and night and count as single games.

### **CONSECUTIVE GAME HITTING STREAKS**

A consecutive-game hitting streak shall not be terminated if all the player's plate appearances (one or more) result in a base on balls, hit batsman, defensive interference or a sacrifice bunt. The streak shall terminate if the player has a sacrifice fly and no hit. The player's individual consecutive-game hitting streak shall be determined by the consecutive games in which the player appears and is not determined by his club's games.

## **1999 CLEVELAND INDIANS PROMOTIONS**

<b>DAY</b>	<b>DATE</b>	<b>OPPONENT</b>	<b>EVENT</b>
Monday	April 12	Kansas City Royals	Opening Day
Friday	April 16	Minnesota Twins	MTD Fireworks
Sunday	April 18	Minnesota Twins	Giant Eagle Magnet Schedule
Thursday	April 22	Oakland A's	Pepsi Player Magnet #1
Wednesday	May 5	Seattle Mariners	Dairy Mart Caps
Sunday	May 9	Tampa Bay Devil Rays	Slider Bean Bag*
Wednesday	May 12	Baltimore Orioles	Office Max Team Photo
Friday	May 21	Detroit Tigers	Fireworks
Wednesday	May 26	Chicago White Sox	Pepsi Player Magnet #2
Saturday	May 29	Boston Red Sox	Friendship Bracelet*
Wednesday	June 9	Milwaukee Brewers	Replica Uniform T-Shirts*
Friday	June 18	Seattle Mariners	Fireworks
Friday	July 2	Kansas City Royals	CVS/pharmacy Fireworks
Monday	July 26	Detroit Tigers	KeyBank Mouse Pad
Friday	August 13	Baltimore Orioles	FirstEnergy Fireworks
Monday	August 30	Anaheim Angels	Omar Growth Poster*
Thursday	September 2	Anaheim Angels	Pepsi Player Magnet #3
Friday	September 17	New York Yankees	Fireworks
Sunday	October 3	Toronto Blue Jays	"Final Game of the Century" Ticket Holder

*Distribution to all fans unless marked (\*) indicating all youths 14 and under.*



Photo Credit: Mort Tucker Photography

# JACOBS FIELD

HOME OF THE  
CLEVELAND  
*Indians*

Cleveland Stadium - League Park .....	432
Dates Remembered .....	427
Field Information .....	430
Genesis of Jacobs Field .....	430
Ground Rules .....	429
Jacobs Field Basics .....	428
Jacobs Field By the Numbers .....	429
Jacobs Field Dimensions .....	430
Jacobs Field Firsts .....	431
Jacobs Field Top Ten Memories .....	426
Odds & Ends .....	431

## JACOBS FIELD

### **A Rallying Point for the Indians and the City of Cleveland**

Professional baseball in Cleveland is one of the city's oldest traditions, dating back to 1869. There is a passionate connection between the city of Cleveland and the Indians as they are a study in revival. Both are working, living examples of the power of teamwork, conviction and dedication. When team president **RICHARD JACOBS** and his late brother, **DAVID**, bought the Cleveland Indians in 1986, they committed themselves to a significant investment in a long-term strategy to build a winning formula in Cleveland baseball. That format is based on the creation and maintenance of a young, talented and exciting Major League club; a solid and productive player development system; and a world-class baseball-only ballpark created with the intent to maximize the "total experience" of Northeast Ohio baseball fans. Jacobs Field has become a crucial rallying point for both the Indians and the city of Cleveland. It stands as a powerful symbol of the team's and city's rebirth and promising future. Since its opening in 1994, Jacobs Field has treated millions of baseball fans to the very finest in sports entertainment. *Money* magazine echoed these sentiments, listing Indians baseball at Jacobs Field as the best fan value in major professional sports in its October, 1995 issue.

While there is no magic formula for rebuilding a baseball team, the strategy employed by the Cleveland Indians has produced a championship-caliber ballclub playing to sold out crowds in one of the finest sports facilities in the world: **JACOBS FIELD.**

### **Historic Time for a City and Its Team**

Historians are certain to identify the year 1994 as a significant time in the renaissance of the city of Cleveland. And it is the Gateway Sports and Entertainment Complex, consisting of Jacobs Field, the home of the Indians, and Gund Arena, the new home of the CAVS, that will be remembered as the crowning jewel in the city's ever-changing urban landscape. Symbolic of the rebirth of Cleveland and the spirit of partnership that has sparked it, the Gateway Sports and Entertainment Complex was made possible by its own 50/50 public/private partnership—through the support and cooperative efforts of the Cleveland business community, government, the Indians, our neighbors the CAVS, sports fans, and, most importantly, the people of Cuyahoga County. This unique and admired public/private partnership has produced more than just a sports complex, it has birthed an urban development plan that is designed to spur economic growth in downtown Cleveland. Complementing that plan is the new home of the Cleveland Indians—Jacobs Field, which was built solely for baseball with a capacity of 43,368.

### **Built with Fans' "Total Experience" in Mind**

The Cleveland Indians organization and the Gateway Economic Development Corporation worked closely to fund, design, and build a world-class facility created expressly for baseball, specifically for Cleveland, and most importantly, with the fans' "total experience" in mind. In planning for our fans' "total experience" at Jacobs Field, we identified the features and amenities the team and our fans wanted the most, studied the best concepts from ballparks around the country, and added innovations of our own. The result is one of the finest baseball facilities in the United States, and a facility that is uniquely Cleveland.

### **An Urban Ballpark**

Jacobs Field is an urban ballpark in the truest sense, both architecturally and aesthetically. Built within the physical boundaries of three main streets in downtown Cleveland (Ontario to the west, Carnegie to the south, and E. 9th Street to the east), Jacobs Field offers a fan-friendly facility featuring an intimate environment. The exposed steel design, which matches that of the many bridges on the Northcoast, and the vertical light towers, which match the smoke stacks of Cleveland's industrial zone and the high-rise office buildings in Cleveland's growing downtown area, are just a couple of Jacobs Field architectural features that blend with Cleveland's cityscape.

### **Inside Jacobs Field**

When you enter Jacobs Field you are at the mid-level of the ballpark, where you are treated to a panoramic view of the field, which lies 18 feet below street level.

The field is asymmetrical, has nooks and crannies for added excitement, and has proven to be a hitter's park. The playing field at Jacobs Field measures 325' feet down each line, 405' in dead center, 370' to the left-field alley, and 375' to the right-field alley. The deepest part of the park, 410' away from the plate, lies in left-center field. The signature feature of the left field area is the 19-foot "little green monster" that also houses the out-of-town scoreboard. Perched above the 19-foot wall is a bleacher section, similar to that of famed Wrigley Field. The bleacher section seats 2,731 and is approximately 100 feet closer to home plate than the bleachers at Cleveland Stadium. Positioned majestically above the bleachers is the largest free-standing scoreboard in the United States, measuring 120 feet high by 220 feet wide. The scoreboard features a four-color animation matrix board, a giant game-in-progress scoreboard, and a full-color Sony Jumbotron instant replay video board. All of these visuals are then accompanied by a state-of-the-art sound system. In center field, where the outfield wall drops from 19 feet to 8 feet, we find the deepest part of the ballpark, 410 feet away from the plate, just to the left of dead center. The fence then continues at 8 feet to the right field corner, where it rises back to 19 feet at the foul pole. The Indians bullpen is located in the center field area and features three mounds. The visitor's bullpen, which hugs the right field foul pole, also features three mounds. Located next to and above the Indians bullpen is another signature feature of Jacobs Field—the four-tiered Back Yard. The Back Yard is a park-like setting complete with trees, shrubs, and wooden picnic tables. It is the perfect spot for company outings and special group events.

### **The Seating Bowl**

The seats at Jacobs Field are among the most comfortable in the game with more leg room due to wider aisles. In addition, better elevation between rows means clear and unobstructed sight lines to the field. An innovative feature at Jacobs Field is the angled seating sections. Located just beyond the dugouts in both the lower and upper decks, the seats are angled 8 to 12 degrees, offering fans who sit in these sections a view of the middle of the diamond minus the crick in the neck. The lower and upper seating bowls have easy access to 40 modern and convenient restrooms, 19 for men, 19 for women, and two unisex restrooms for persons with disabilities and those with young children of the opposite sex.

### **Jacobs Field Food**

One thing everyone enjoys at the ballpark is food, and Jacobs Field features a diverse and appealing menu of over 80 different items. Top quality concessions from Sportservice are available at 26 permanent locations throughout the park and numerous portable stands. Another signature feature of Jacobs Field is the two-sided concession stands, placed in the center of the concourse, which allow a constant view of the playing field. In addition, all concession stands are equipped with television monitors, so you can follow the game during your trip for refreshments. Convenient picnic tables are located within the concourse to allow fans a chance to sit and enjoy their treats.

### **Kidsland**

Jacobs Field salutes our children's love of baseball with a fun-filled area called Kidsland. Kidsland is the home of Indians mascot, Slider, and features specialty concessions and souvenirs just for kids, including peanut butter and jelly sandwiches, cookies, ice cream, and juice boxes. Oh, to be a kid at Jacobs Field!

### **Getting to Jacobs Field**

Jacobs Field was designed to accommodate fans and families alike, offering easy access by car, ample parking and convenient public transportation. Directional signage, well-lighted streets, and special events security help make a visit to Jacobs Field both easy and safe. More than 5,000 parking spaces are available within a 5-minute walk of the ballpark, with an additional 12,000 spaces within a 5-10 minute walk. These 17,000 spaces can easily accommodate the capacity crowds Jacobs Field has attracted. And if there was ever a perfect marriage, it is RTA and the Gateway Sports and Entertainment Complex. The RTA Tower City rapid station, the hub of RTA, is easily accessible via an enclosed, underground walkway that connects the Tower City food court with Gund Arena. In addition, RTA buses have drop-off lanes at Jacobs Field.



## JACOBS FIELD TOP 10 MEMORIES

*(as voted on by members of the Indians front office)*

1. Indians clinch first title since 1954 on September 8, 1995 vs. Baltimore
2. First Game at Jacobs Field on April 4, 1994 vs. Seattle with the Indians coming from behind to defeat the Mariners on an 11<sup>th</sup> inning single by Wayne Kirby
3. Tony Pena's game-winning homer in the 13<sup>th</sup> inning in Game 1 of the Division Series against Boston on October 3, 1995 to give the Tribe their first post-season win since October 11, 1948
4. 1997 Division Series games 4 and 5 against the New York Yankees highlighted by Sandy Alomar's homer off Yankees reliever Mariano Rivera in Game 4 of the Division Series on October 5, 1997 to tie the game and save the Tribe from post-season elimination
5. All-Star Game at Jacobs Field on July 8, 1997 featuring Sandy Alomar capturing the MVP for hitting the game-winning homer
6. The Tribe's bizarre 12<sup>th</sup> inning win in Game 3 of the ALCS on October 11, 1997 when Marquis Grissom stole home after Vizquel missed a suicide squeeze bunt and O's catcher Lenny Webster dropped the ball to give the Tribe a 2-1 win
7. Down 8-0 in the third inning, the Indians rallied back on June 4, 1995 to defeat the Toronto Blue Jays 9-8 on a two-out, two-run homer by Paul Sorrento in the ninth inning
8. Division Series Game 2 on September 30, 1998 when Tribe skipper Mike Hargrove and starter Doc Gooden were ejected in the first inning which sparked the Indians to a 9-5 victory over Boston to tie the series at one game apiece
9. Jim Thome's 436 foot bomb off Atlanta reliever Brad Clontz in Game 5 of the 1995 World Series on October 26, 1995
10. Kenny Lofton scaling the centerfield wall to take away a potential B.J. Surhoff homer on August 4, 1996 vs. Baltimore

## JACOBS FIELD OTHER DATES REMEMBERED

- |                              |   |
|------------------------------|---|
| <b>April 4, 1994</b>         | First game at Jacobs Field vs. the Seattle Mariners... President Bill Clinton throws out ceremonial first pitch.  |
| <b>May 13-June 19, 1994</b>  | Indians win a franchise record 18 straight home games.  |
| <b>May 14, 1994</b>          | Paul Shuey equals Major League record by striking out 4 Tigers in one inning.   |
| <b>July 3, 1994</b>          | Indians retire Larry Doby's #14.  |
| <b>December 8, 1994</b>      | Indians awarded 68th All-Star Game in 1997.   |
| <b>May 7, 1995</b>           | Longest game by time (6:36) and inning (17.0) in franchise and Jacobs Field history with a 10-9 win over the Minnesota Twins  |
| <b>June 7, 1995</b>          | Last non-sellout crowd (36,363) in Jacobs Field watched the Indians defeat the Detroit Tigers, 3-2, in 10.0 innings.  |
| <b>June 12, 1995</b>         | Indians current Major League record of 292 consecutive sellouts begins with a crowd of 41,845 vs. Baltimore.  |
| <b>September 30, 1995</b>    | Albert Belle hits his franchise record 50th homer off Kansas City's Melvin Bunch, becoming the first player ever to hit 50 HR & 50 2B in same season.   |
| <b>October 1, 1995</b>       | Indians finish season with a Major League record 30.0 game division lead. Previous record was 27.5 games by 1902 Pirates.   |
| <b>October 24, 1995</b>      | Indians win first World Series game since 1948 over Atlanta, 7-6.   |
| <b>April 7, 1996</b>         | Kenny Lofton becomes the franchise's all-time leader in stolen bases vs. Toronto.   |
| <b>October 4, 1996</b>       | Albert Belle hits a grand slam to break a 4-4 tie off Armando Benitez to defeat the Baltimore Orioles, 9-4, game 3 of the division series.  |
| <b>April 30, 1997</b>        | Mark McGwire hits the longest homer in Jacobs Field history, a 485 bomb off Orel Hershiser off the Budweiser sign on the left field scoreboard.   |
| <b>July 8, 1997</b>          | American League defeats the National League, 3-1, in the 68th All-Star Game in Jacobs Field.  |
| <b>April 13, 1998</b>        | Ken Griffey, Jr. becomes the 2nd youngest player in Major League history to reach 300 homers.   |
| <b>April 15, 1998</b>        | David Bell hits the first inside-the-park-homer in the history of the ballpark off Seattle's Randy Johnson.   |
| <b>June 20, 1998</b>         | Indians retire Bob Lemon's #21.   |
| <b>June 24-25, 1998</b>      | Mark McGwire hits homers number 34 (off Jaret Wright) and 35 (off Dave Burba) on his way to hitting a Major League record 70 homers in 1998.  |
| <b>August 31, 1998</b>       | Rickey Henderson becomes just the 6th player in Major League history to score 2000 runs with Oakland.   |
| <b>September 15-19, 1998</b> | Manny Ramirez hits three homers in a one game vs. Toronto on 9/15...Goes onto tie several major league records by hitting five home runs over 2 games (9/15-16), six over three games (9/15-17) and eight over 5 games. |

## JACOBS FIELD BASICS

DESIGNED BY: Hellmuth, Obata & Kassabaum, Inc.

### Seating Capacity Breakdown

Field Box	6,809	Lower Box	6,778	Bleachers	2,731
Suites	1,564	Lower Reserve	3,085	View Box	1,609
Upper Box	8,084	Upper Reserve	4,690	Club Seats	2,063
Upper Reserve GA	3,717	Mezzanine	2,238	<b>TOTAL SEATS</b>	<b>43,368</b>

**SRO:** 250

**COLOR OF SEATS:** Hunter Green

**NO. OF SUITES:** 122

**AUXILARY BLEACHERS:** 495

**TURF:** Natural grass blend of Kentucky Blue Grass

**INDIANS DUGOUT:** 3rd base side

**INDIANS BULLPEN\*:** Center field

**VISITOR'S DUGOUT:** 1st base side

**VISITOR'S BULLPEN\*:** Right field

*\* Both bullpens have three pitching mounds and are elevated 4' 6" above the playing field.*

**JACOBS FIELD ACREAGE:** 12 acres

**GATEWAY SPORTS AND ENTERTAINMENT COMPLEX ACREAGE:** 28 acres

**HEIGHT OF THE BALLPARK:** Approximately 120 feet from the main concourse to top of sunscreen

**HEIGHT OF THE LIGHT TOWERS:** The 19 vertical light stand 200 feet above street level, 218 feet above the playing field.

## STRUCTURE OF JACOBS FIELD

- Exterior perimeter construction consists of 3' 6" Atlantic green granite; 1' 6" Kasota stone; 3' 0" Indiana limestone; 1' 6" Kasota; 3' 0" Limestone; 1' 6" Kasota; 3' 0" Limestone. Brick with reveals begins at 17'0". Exposed structural steel above main concourse.
- Six Levels: Service Level (clubhouses, maintenance); Main Level (at street level for lower deck seating); Lower Suite Level (serving suites); Club Suite Level (serving suites, club seats and mezzanine seating); Press Suite Level (serving suites, Terrace Club and all press areas); Upper Level (serving upper level seating).

## FUNDING FOR JACOBS FIELD

The Gateway Sports and Entertainment Complex was funded through the sale of Gateway Bonds, the Cuyahoga County 15-year luxury tax on alcohol and cigarette sales, private investments and pre-paid leasing on luxury seating. **COST: \$169 MILLION.**

# JACOBS FIELD BY THE NUMBERS

## Materials

**Bricks** 490,000 pieces; **Concrete masonry units** 2,500,000 pieces;  
**Precast** 7,500 pieces; **Concrete** 64,000 cubic yards;  
**Rebar** 7,060,930 feet; **Structural Steel** 11,000 tons;  
**Video Cable** 100,000 miles

## Scoreboards

Jacobs Field boasts the largest free-standing scoreboard in the United States. The Scoreboard stands directly over the bleacher section in left field and contains three different feature boards:

**Sony Jumbotron Full-color instant replay board** (26' x 37');

**Game-In-Progress Board** (34' x 64'); displays line-ups, player and team stats, linescores; 34,816 lamps make-up the board.

**Starburst Color Board** (26' x 37'); displays animated sequences and colorful messages.

The Out-of-Town Board is embedded into the 19' high left field wall and features scores from both the American and National Leagues. It is supplemented by a One Glow Cube reflective display which will announce statistics, highlights and additional information about the other games going on.

There are three Auxiliary Scoreboards at Jacobs Field:

**Club Seat Facade:** (209' long, 7,296 lamps); displays line score, runs/hits/errors & balls/strikes/outs.

**Right Field Mezzanine** (173' long, 7,296 lamps); houses a logo panel as well as line score, runs/hits/errors.

**Lower Suites, 3rd Base Side** (173' long, 7,296 lamps); records balls/strikes/outs.

## Clubhouses

Home Clubhouse covers 17,000 square feet along the third base side of the lower level of Jacobs Field. The clubhouse contains four batting/pitching cages (connected with dugout), 47 lockers for players and coaches, a world-class weight room, hydrotherapy and training room, aerobics room, player lounge, state-of-the-art video coaching facility.

The Visitors Clubhouse contains 51 lockers, coaches room, player lounge, and video coaches office. Each clubhouse is approximately three times the size of the clubhouses at Cleveland Stadium.

## JACOBS FIELD GROUND RULES

- Batted ball hitting foul pole or attached screen: **FAIR BALL**.
- Thrown or fairly batted ball that goes behind or under field tarp or drum covers and remains: **2 BASES**. Ball rebounding into playing field: **IN PLAY**.
- Ball striking the roof or color facing of dugout, camera pits, or diamond suites is considered in the dugout: **2 BASES**.
- Thrown ball that enters camera pits, dugouts, or diamond suites and remains: **2 BASES**.
- Pitched ball that strikes the roof, facing, or enters the camera pits, dugouts, or diamond suites: **1 BASE**.
- Ball passing through or under outfield fence: **2 BASES**.
- Fair batted ball that travels over the yellow line on top of the outfield wall (on the fly): **HOME RUN**.
- Thrown ball that strikes fence rails in front of third and first base camera pits and returns to the field: **IN PLAY**.
- Thrown or fairly batted ball that goes over, or between fence rails from dugouts to foul poles: **2 BASES**.
- Fair batted ball bouncing over outfield wall: **2 BASES**.

## JACOBS FIELD PLAYING SURFACE

**SOD:**The playing surface at Jacobs Field is composed of 105,000 square feet of sod. The sod is a blend of four varieties of bluegrass. The playing field is constructed to mirror the specifications for a United States Golf Association golf green. The field contains perforated drain lines which run horizontally across the field every 20 feet. Following this, there are two layers of pea gravel—the first is four inches deep and the second is two inches deep. Even deeper there is a 12 inch layer of rootzone sand, which is a mixture of peat moss and sand. The various layers below the field not only create favorable growing conditions for the sod but also drain water at a rate of 12 inches per hour.

**INFIELD CLAY:** The infield clay area is really a mixture of sand and clay. 75% of the infield is sand and the other 25% is clay with five tons of soil conditioner added for color and texture. The infield clay area is 12 inches deep— six inches of clay and six inches of pure sand depth.

**WARNING TRACK:** The warning track at Jacobs Field is composed of a rubberized surface. It contains centralized drain line, angular road rock, two layers of asphalt and is capped with rubberized surface. All materials are porous giving the warning track the ability to drain water at a rate of 23 inches per hour.

### JACOBS FIELD DIMENSIONS

LEFT FIELD:	325'	LEFT CENTER FIELD:	370'
CENTER FIELD:	405'	RIGHT CENTER FIELD:	375'
RIGHT FIELD LINE:	325'	LEFT FIELD WALL (HT.):	19'
HEIGHT OF CENTER FIELD AND RIGHT FIELD FENCE: 8'			

### GENESIS OF JACOBS FIELD

- May 1984** — Voters in Cuyahoga County defeat ballot issue to increase property tax for building a 100% publicly funded domed stadium in downtown Cleveland.
- Dec. 1984** — Community leaders meet to re-evaluate concept of a new downtown sports complex.
- Jan. 1985** — Civic committee formed to make recommendations regarding type of sports facility, location and funding.
- Dec. 1985** — First property acquisition occurs.
- April 1986** — Design objectives agreed upon by sports teams.
- June 1987** — Demolition of site begins.
- May 1990** — Cuyahoga County voters pass the tax on alcohol and cigarettes to finance the sports complex.
- Dec. 1990** — Gateway sells out of tax-exempt bonds in one day.
- June 1990** — Gateway Economic Development Corporation is formed.
- July 3, 1991** — Gateway Board of Trustees approve a 20-year baseball park lease with the Cleveland Indians.
- Jan. 12, 1992** — Implosion of Cold Storage Building marks final, major building remaining on Gateway site.
- Jan. 13, 1992** — Excavation of Jacobs Field begins.
- April 16, 1992** — First concrete is poured at Jacobs Field.
- May 13, 1992** — Concrete foundation for Jacobs Field is poured.
- June 1992** — Ceremonial First Pitch at Jacobs Field with Mel Harder, Charles Nagy and Sandy Alomar.
- Aug. 24, 1992** — First structural steel beams erected for ballpark.
- Nov. 1992** — Indians lease 100th luxury suite for ballpark.
- June 1993** — Last piece of steel is raised on the ballpark... Seat installation begins.
- Sept. 1993** — Sod laid in the ballpark.
- Oct. 1993** — General seating installation completed in the ballpark.
- April 4, 1994** — First game at Jacobs Field vs. Seattle Mariners.

## JACOBS FIELD FIRSTS

- FIRST GAME:** April 4, 1994, vs. Seattle Mariners. **ATTENDANCE:** 41,259.
- FIRST PITCH:** Cleveland starter DENNIS MARTINEZ to Seattle's 2B RICH AMARAL... called strike.
- FIRST GAME TIME AND TEMPERATURE:** 1:21 PM EDT, 48 degrees.
- FIRST BATTER:** Seattle 2B RICH AMARAL.
- WINNING PITCHER:** Cleveland's RHP ERIC PLUNK.
- LOSING PITCHER:** LHP KEVIN KING of the Mariners.
- FIRST SAVE:** Royals RHP HIPOLITO PICHARDO on 4/15.
- FIRST HIT:** Mariners RF ERIC ANTHONY's home run in the 3rd inning off DENNIS MARTINEZ.
- FIRST INDIANS HIT:** CA SANDY ALOMAR's 8th inning single to RF.
- FIRST RUN:** Seattle's EDGAR MARTINEZ scored in the 1st inning on ERIC ANTHONY's SF.
- FIRST INDIANS RUN:** DH CANDY MALDONADO scored on RF MANNY RAMIREZ' 2-run 2B in the 8th inning.
- FIRST SINGLE:** Seattle's MIKE BLOWERS in the 5th inning.
- FIRST DOUBLE:** MANNY RAMIREZ in the 8th inning.
- FIRST TRIPLE:** Seattle's CF KEN GRIFFEY, JR. in the 6th inning on 4/7.
- FIRST HOME RUN:** ERIC ANTHONY's solo HR in the 3rd inning.
- FIRST INDIANS HR:** EDDIE MURRAY's solo in 7th (4/7) off JOHN CUMMINGS.
- FIRST GRAND SLAM:** PAUL SORRENTO off Doug Linton on 5/9/95.
- FIRST RBI:** ERIC ANTHONY's sacrifice fly in the first inning.
- FIRST PUTOUT:** EDDIE MURRAY on Rich Amaral's ground out to lead off.
- FIRST ERROR:** EDDIE MURRAY in the 4th inning.
- FIRST STOLEN BASE:** Tribe SS OMAR VIZQUEL in the 3rd inning on 4/7.
- FIRST CS:** Indians CF KENNY LOFTON in the 1st inning.
- FIRST STRIKEOUT:** KEN GRIFFEY, JR in the 3rd inning.
- FIRST WALK:** KEN GRIFFEY, JR in the 1st inning.
- FIRST NIGHT GAME:** April 7, 1994 at 7:05 PM vs. Seattle
- FIRST ML RECORD:** EDDIE MURRAY on 4/4, becoming baseball's all-time leader among first baseman in games played with 2,369.

*\*\* All first are from April 4, 1994 vs. the Seattle Mariners unless noted.*

## JACOBS FIELD ODDS & ENDS

	1998	1994-1998
<b>RECORD:</b>	46-35 (.568)	230-135 (.630)
<b>COME-FROM-BEHIND WINS:</b>	28	131
<b>WINS IN LAST AB:</b>	10	59
<b>VS. RH STARTERS:</b>	34-24 (.586)	175-90 (.660)
<b>DAY:</b>	11-15 (.423)	72-47 (.605)
<b>NIGHT:</b>	35-20 (.636)	158-88 (.642)
<b>XTRA INNINGS:</b>	3-6 (.333)	25-18 (.581)
<b>BATTING AVG.</b>	.290 (803-2773)	.292 (3647-12,471)
<b>HOME RUNS:</b>	104	488
<b>LONGEST HR:</b>	Mark McGwire, April 30, 1997, 485 Ft. off Hershiser	
<b>AVG. RUNS/GAME:</b>	5.7 (459)	5.8 (2107)
<b>ATTENDANCE:</b>	3,467,299	15,028,113
<b>AVERAGE ATTENDANCE:</b>	42,806 (81 dates)	41,514 (362 dates)
<b>SELLOUTS:</b>	81 (current)	333 (292 consecutive)
<b>LARGEST CROWD:</b>	43,342 (5/25 vDET)	43,342 (5/25 vDET)
<b>LARGEST PLAYOFF CROWD:</b>	45,229 (9/30/98 vBOS)	45,274 (10/4/97 vNYY)
<b>SMALLEST CROWD:</b>	40,490* (4/14 vSEA)	24,477 (4/25/94 vMIN)
<b>LONGEST GAME:</b>	4:04 (3x, last on 8/15 vBALT)	6:36 (5/7/95 vMIN)
<b>SHORTEST GAME:</b>	2:08 (6/16 vKC)	2:08 (6/16/98 vKC)
<b>VS. AL EAST:</b>	16-11 (.593)	90-48 (.652)
<b>VS. AL CENTRAL:</b>	14-10 (.583)	79-39 (.669)
<b>VS. AL WEST:</b>	12-10 (.545)	54-41 (.568)
<b>VS. NL CENTRAL:</b>	4-4 (.500)	7-7 (.500)

\* McDonald & Company High Achievers and KeyBank Charitable Complimentary Ticket Night

## OTHER HOMES OF THE INDIANS

### League Park

**DATE OPENED:** May 1, 1891; Cleveland Spiders vs. Cincinnati Redlegs.  
Spiders won 12-3 in front of 9,000.

**WP:** Cy Young

**DATE CLOSED:** September 21, 1946; Cleveland Indians vs. Detroit Tigers.  
Tigers won 5-3 in front of 2,472.

**WP:** Paul Trout

**LP:** Jonas Berry

**CAPACITY:** 9,000 (1891-1910); 21,000 (1911-1938); 22,500 (1939-1946)

**RECORD 1901-1946:** 2314-1819 (.560)

**HISTORICAL EVENTS:** Four 1920 World Series games, including Bill Wambsgans' unassisted triple play and Elmer Smith's 1st grand slam in world series history, all in game 5... Addie Joss' perfect game on October 2, 1908... Babe Ruth's 500th homer on August 11, 1929... Joe DiMaggio hits in his 56th and final game in a row on July 16, 1941... 4 no-hitters.

### Cleveland Stadium

**DATE OPENED:** July 31, 1932; Cleveland Indians vs. Philadelphia Athletics.  
The A's won 1-0 in front of 76,979.

**WP:** Lefty Grove

**LP:** Mel Harder

**DATE CLOSED:** October 3, 1993; Cleveland Indians vs. Chicago White Sox.  
The White Sox were 4-0 winners in front of 72,390.

**WP:** Jason Bere

**LP:** Charles Nagy

**CAPACITY:** 74,483

**RECORD 1932-1993:** 2234-1951 (.534)

**HISTORICAL EVENTS:** Hosted four (4) All-Star games and five (5) World Series contests... Len Barker's perfect game vs. Toronto on May 15, 1981... Bob Feller's 3rd no-hitter on July 1, 1951... First night game played on June 27, 1939 vs. the Tigers... Nolan Ryan's 324th and final win on August 15, 1993... Ted William's 500th home run on June 17, 1960... Joe DiMaggio's 56-game hitting streak is stopped on July 17, 1941... Frank Robinson's opening day homer on April 8, 1975, his first game as player/manager... nine (9) no-hitters.

## BALLPARK ATTENDANCE, 1989-1998

### CLEVELAND STADIUM (1989-93)

YEAR	ATTENDANCE	DATES (RECORD)	ATTN./DATE	%/GM
1989	1,285,542	77 (41-40)	16,695	-6.6%
1990	1,225,241	75 (41-40)	16,337	-2.1%
1991	1,051,863	79 (30-52)	13,315	-18.5%
1992	1,224,274	78 (41-40)	15,696	+15.2%
1993	2,177,908	80 (46-35)	27,224	+41.3%
<b>Final 5 Years</b>	<b>6,964,828</b>	<b>389 (199-207, .490)</b>	<b>17,904</b>	<b>—</b>

### JACOBS FIELD (1994-98)

YEAR	ATTENDANCE	DATES (RECORD)	ATTN./DATE	%/GM
1994	1,995,174	51 (35-16)	39,121	+30.4%
1995	2,842,725	71 (54-18)	40,038	+2.3%
1996	3,318,174	79 (51-29)	42,536	+5.9%
1997	3,404,750	80 (44-37)	42,559	+0.0005%
1998	3,467,299	81 (46-35)	42,806	+0.006%
<b>First 5 Years</b>	<b>15,028,122</b>	<b>362 (230-135, .630)</b>	<b>41,514</b>	<b>+131.9%</b>

*NOTE - %/GM is the percentage change from the average attendance per date from the previous season... The 5-Year percentage increase of 131.9% is the percent change from the final 5 years at Cleveland Stadium relative to the first 5 years at Jacobs Field.*



BRIDGE TO GARAGE  
**EAGLE AVENUE**  
SCOREBOARD  
BRIDGE TO GARAGE

TICKETS

GATE B

GATE A

BACK YARD  
PICNIC PLAZA

GATE C TICKETS

180 181 182 183 184 185

INDIANS  
BULLPEN  
186

TICKETS  
MAIN TICKET OFFICE  
CLEVELAND INDIANS  
EXECUTIVE OFFICES

TEAM SHOP  
THE PATIO

RAMP

ESCALATOR

ELEV

TERRACE CLUB

INDIANS DUGOUT

VISITORS DUGOUT

KIDSLAND

PARTY SUITES

ESCALATOR  
RAMP

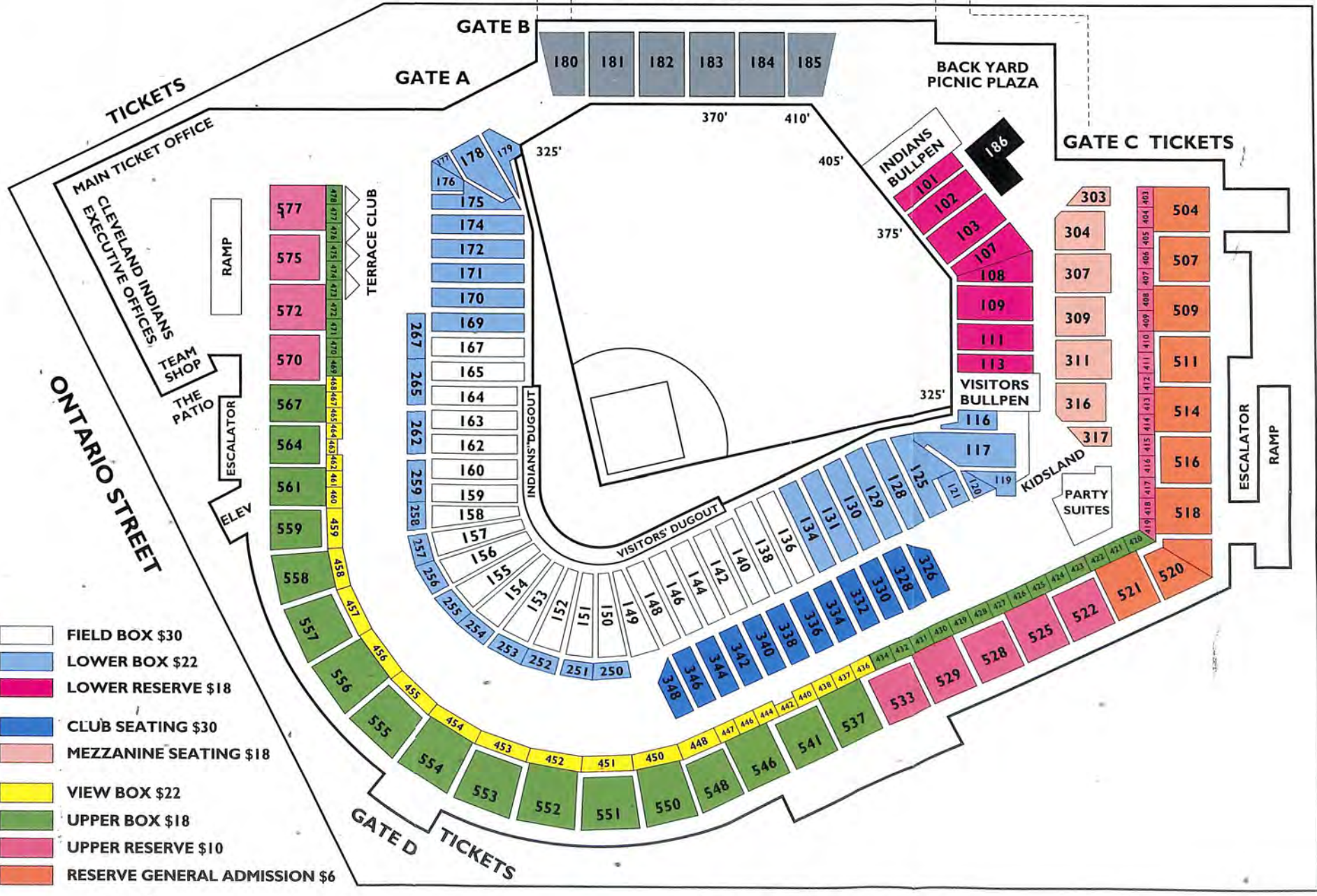
EAST 9TH STREET

ONTARIO STREET

-  FIELD BOX \$30
-  LOWER BOX \$22
-  LOWER RESERVE \$18
-  CLUB SEATING \$30
-  MEZZANINE SEATING \$18
-  VIEW BOX \$22
-  UPPER BOX \$18
-  UPPER RESERVE \$10
-  RESERVE GENERAL ADMISSION \$6
-  BLEACHERS \$14
-  AUXILIARY BLEACHERS \$14  
Open select dates only.
-  STANDING ROOM \$6

GATE D TICKETS

CARNEGIE AVENUE



## MEDIA GAME DAY INFORMATION

### Media Relations Department

Tel: 216/420-4350, Fax: 216/420-4396

### Admission to Jacobs Field

Media must enter the park through the Media Gate, located at the east corner of Gate A on Eagle Avenue, on the north side of the ballpark facing the arena.

### Clubhouses

The Indians' clubhouse and the visitors' clubhouse are located on the Service Level of the ballpark (See *Service Level Access*). Once you have reached the Service Level, the home clubhouse is on the left side about 50 yards down. The visitors' clubhouse is past the Indians' clubhouse and the entrance to the Dugout Suites, on the left side with the glass-front double doors.

**Pre-game:** All working media with clubhouse credentials will be admitted from 3 ½ hours until 45 minutes prior to game time.

**Post-game:** Clubhouses will be open to working media with clubhouse credentials no later than ten minutes after the final out has been made.

**Doubleheaders:** In between games of a traditional doubleheader the clubhouse will be closed to the media. However, the manager's office will be open. Clubhouse is open for 45 minutes between games of a "day/night" doubleheader.

### Credentials

To obtain credentials your initial request must be made through the mail on letterhead and sent to the Media Relations Department. Credentials will be issued only to legitimate newsgathering agencies. Requests must be made at least 24 hours in advance of the day of the game. Credentials must be picked up at the Media Gate. No credentials will be mailed.

### Fax Service

A fax machine will be available upon request. Please make requests at least 1 day in advance.

### Field

Properly credentialed media will be permitted on the field until one-half hour prior to game time. Media should enter the field through the gates located at the outfield side of the first and third base dugouts. Media must stay behind the dirt surrounding the batting cage during batting practice. Photographers with field photo credentials will be permitted in the first and third base photo boxes during the game.

### Game Notes

Game notes and statistics are available in the Press Box two hours prior to game time.

### Media Work Room

The Media Work Room is located behind the Main Press Box. There are five Charge-A-Call phones available in that room.

### Media Guides

Indians media guides and media guides of other clubs (while supplies last) are available upon request in the press box.

### Press Box

Located in the center of the Press Suite Level. Take the Ontario Street Elevator to Level 4 (the Press Level). Enter through glass double doors and the Press Box entrance is the single door to the right.

### Press Club

Located in the center of the Press Suite Level behind the Main Press Box.

**Pre-game:** The media dining room will be open two hours prior to the game until game time serving full meals. Any credentialed media will have access to the Press Club at a cost of \$6.00 per person. Books with coupons for 20 meals can be purchased for \$120. Call the Media Relations Department for more information.

**During game:** Snacks (hot dogs, nachos, popcorn, etc.) will be available in the Press Club from game time until the conclusion of the game.

### Press Interview Room

The Press Interview Room is located on the Service Level (See *Service Level Access*). Once you have reached the Service Level turn right and the Press Interview Room is the third set of double doors past the visiting clubhouse.

### Service Level Access

To reach the Service Level take the Ontario Street Elevator down to LL. The Ontario Street Elevator is located in the main concourse of the ballpark, just past "The Patio."

### Telephones

There are eight Charge-A-Call phones and two pay phones in the Main Press Box.

## USEFUL TELEPHONE NUMBERS

### Airlines

Air Canada	1-800-776-3000
American	1-800-433-7300
Continental	771-8419
Delta	1-800-221-1212
Northwest	1-800-225-2525
Southwest	1-800-435-9792
TWA	1-800-221-2000
United	1-800-241-6522
U.S. Air	1-800-428-4322

### Taxi Companies

Americab	881-1111
Yellow Cab	623-1500

### Automobile Rentals

Avis	265-3700
Budget	433-4433
Dollar	267-3133
Hertz	831-3836
National	267-0060

### Hotels

Airport Marriott Hotel, 4277 West 150th Street	252-5333
Embassy Suites, 1701 East 12th Street	523-8000
Hampton Inn, 1460 East 9th Street	241-6600
Holiday Inn Lakeside, 1111 Lakeside Avenue	241-5100
Marriott Key Center, 127 Public Square	696-9200
Radisson at Gateway, 651 Huron Road	377-9000
Renaissance Cleveland Hotel, 24 Public Square	696-5600
Sheraton City Centre, 777 St. Clair Avenue, NE	771-7600
Wyndham Cleveland Hotel, 1260 Euclid Avenue	615-7500

### Restaurants

Blue Point Grille, 700 West St. Clair Ave.	875-7827
bW-3, 1313 Old River Rd.	781-9464
Cafe Sausalito, The Galleria	696-2233
Coaches, 631 Huron Rd., SE	579-9700
Diamondback Brewery, 724 Prospect Ave.	771-1988
Fat Fish Blue, 21 Prospect Ave. (off Ontario)	875-6000
Ferris Steak House, 2120 East 4th St.	621-8887
Flannery's Pub, East 4th St. and Prospect Ave.	575-1702
Frank and Paulys, 200 Public Square	575-1000
Gateway Sports Club and Eatery, 727 Bolivar	621-6644
Great Lakes Brewing Co., 2516 Market Ave.	771-4404
Hooter's, 1146 Old River Rd.	579-0828
Hyde Park Grille, 123 Prospect Ave.	344-2444
John Harvard's Brew House, 1087 Old River Rd.	623-2739
Johnny's Downtown, 1406 W. 6th St.	623-0055
John Q's, 55 Public Square	861-0900
Lola's Bistro (Tremont), 900 Literary St.	771-5652
Mallorca, 1390 West 9th St.	687-9454
Massimo da Milano, 1400 W. 25th St.	696-2323
Max & Erma's, 1106 Old River Rd.	771-8338
Morton's, Tower City	621-6200
Pete & Dewey's Planet, East 9th & Bolivar	522-1500
Piccolo Mondo, 1352 West 6th St.	241-1300
Rock Bottom Brewery, Power House	623-1555
Shooters, 1148 Main Ave.	861-6900
Shula's Steak 2, 6200 Quarry Lane	901-7852
T.G.I. Friday's, Power House	621-1993
Vico's, 1852 East 6th St.	622-1440
Wallaby's, 503 Prospect Ave.	579-7101
Watermark, 1250 Old River Rd.	241-1600



SUN	MON	TUE	WED	THU	FRI	SAT
<b>APRIL</b>				1	2	3
4	5	6 ANA ● 10:05	7 ANA ● 10:35	8 ANA ● 10:05	9 MIN ● 8:05	10 MIN ● 8:05
11 MIN ● 2:05	12 KC ● 1:05	13	14 KC ● 7:05	15 KC ● 7:05	16 MIN ● 7:05	17 MIN ● 1:05
18 MIN ● 1:05	19	20 OAK ● 7:05	21 OAK ● 7:05	22 OAK ● 7:05	23 BOS ● 6:05	24 BOS ● 1:05
25 BOS ● 1:05	26 OAK ● 10:05	27 OAK ● 10:05	28 OAK ● 10:05	29 OAK ● 4:05	30 TEX ● 8:35	

SUN	MON	TUE	WED	THU	FRI	SAT
<b>MAY</b>						1 TEX ● 8:35
2 TEX ▲ 8:05	3 TEX ■ 2:35	4	5 SEA ● 7:05	6 SEA ● 7:05	7 TAM ■ 7:05	8 TAM ● 1:05
9 TAM ● 1:05	10 BAL ● 7:05	11 BAL ● 7:05	12 BAL ● 7:05	13	14 DET ● 7:05	15 DET ● 1:05
16 DET ● 1:05	17 CWS ● 8:05	18 CWS ● 8:05	19 CWS ● 8:05	20	21 DET ● 7:05	22 DET ● 1:05
23 DET ● 1:05 1:05 30	24 CWS ● 1:05 1:05 31	25 CWS ● 7:05	26 CWS ● 7:05	27	28 BOS ■ 7:05	29 BOS ● 1:05

SUN	MON	TUE	WED	THU	FRI	SAT
<b>JUNE</b>		1 NYY ● 7:35	2 NYY ● 7:35	3	4 CUBS ■ 7:05	5 CUBS + 1:05
6 CUBS ● 1:05	7	8 MIL ● 7:05	9 MIL ● 7:05	10 MIL ● 7:05	11 CIN ● 7:05	12 CIN ● 7:05
13 CIN ● 1:15	14	15 OAK ■ 7:05	16 OAK ■ 7:05	17 OAK ■ 7:05	18 SEA ■ 7:05	19 SEA + 1:05
20 SEA ▲ 8:05	21 SEA ● 7:05	22 TOR ● 7:05	23 TOR ● 7:05	24 TOR ● 7:05	25 KC ● 8:05	26 KC ● 8:05
27 KC ● 2:05	28 KC ● 8:05	29 MIN ■ 7:05	30 MIN ■ 7:05			

SUN	MON	TUE	WED	THU	FRI	SAT
<b>JULY</b>				1 MIN ■ 7:05	2 KC ■ 7:05	3 KC 1:05
4 KC ● 1:05	5	6 MIN ● 8:05	7 MIN ■ 8:05	8 MIN ● 8:05	9 CIN ● 7:05	10 CIN 1:05
11 CIN ■ 1:05	12	13 ALL-STAR GAME	14	15 PIT ● 7:05	16 PIT ● 7:05	17 PIT 1:35
18 HOU ● 2:35	19 HOU ● 8:05	20 HOU ● 8:05	21 TOR ● 7:05	22 TOR ■ 7:05	23 NYY ● 7:35	24 NYY ● 4:35
25 NYY ● 1:35	26 DET ■ 7:05	27 DET ■ 7:05	28 DET ■ 7:05	29	30 CWS ■ 7:05	31 CWS + 1:05

SUN	MON	TUE	WED	THU	FRI	SAT
1 CWS ● 1:05	2 BOS ● 7:05	3 BOS ● 7:05	4 BOS ● 1:05	5	6 TAM ● 7:05	7 TAM ● 6:35
8 TAM ● 1:35	9 ANA ● 10:05	10 ANA ● 10:05	11 ANA ● 10:35	12	13 BAL ● 7:05	14 BAL + 1:05
15 BAL ▲ 8:05	16 TEX ● 7:05	17 TEX ● 7:05	18 TEX ● 7:05	19 TEX ■ 7:05	20 SEA ● 10:05	21 SEA ★ 4:05
22 SEA ▲ 8:05	23 SEA ● 10:05	24 OAK ■ 10:05	25 OAK ■ 4:05	26	27 TAM ■ 7:05	28 TAM 1:05
29 TAM ● 1:05	30 ANA ■ 7:05	31 ANA ■ 7:05	<b>AUGUST</b>			

SUN	MON	TUE	WED	THU	FRI	SAT
<b>SEPT/OCT</b>			1 ANA ● 7:05	2 ANA ● 7:05	3 BAL ● 7:05	4 BAL + 1:05
5 BAL ● 1:35	6 BAL ● 1:35	7 TEX ● 8:05	8 TEX ● 8:05	9	10 CWS ● 8:05	11 CWS ● 7:05
12 CWS ● 2:05	13 BOS ● 7:05	14 BOS ● 7:05	15 BOS ● 7:05	16 NYY ● 7:05	17 NYY ● 7:05	18 NYY + 1:05
19 NYY ● 1:05	20 DET ● 7:05	21 DET ● 7:05	22 DET ● 7:05	23 DET ● 7:05	24 TOR ● 7:05	25 TOR ● 4:05
26 TOR ● 1:05 1:05 31	27	28 KC ● 8:05	29 KC ● 8:05	30 TOR ■ 7:05	1 TOR ● 7:05	2 TOR 1:05



# 1999 SEASON SCHEDULE

HOME  
 AWAY

All games broadcast on the Indians Flagship Station,



and on the entire Indians Radio Network.

● WUAB Channel 43    ★ FOX  
 ■ FOX Sports Ohio    ▲ ESPN

1999 Media Guide  
\$8.00



\* 4 0 0 0 0 1 2 4 4 8 7 6 \*