



2023 DETROIT TIGERS BASEBALL

INFORMATION GUIDE



MIGUEL
CABRERA

BY THE NUMBERS



3,000
HITS

500
HOME RUNS

600
DOUBLES

2012
TRIPLE CROWN

2012, 2013
AL MOST VALUABLE PLAYER

12X
ALL-STAR

7X
SILVER SLUGGER AWARD

¡GRACIAS, MIGGY!
THE FINAL SEASON



WORLD BASEBALL CLASSIC™ 2023



MIGUEL CABRERA
VENEZUELA

JAVIER BÁEZ
PUERTO RICO

JONATHAN SCHOOP
CURACAO/NETHERLANDS

EDUARDO RODRIGUEZ
VENEZUELA





More publications available at:

www.retroseasons.com/library/



Comerica Park | 2100 Woodward Ave. | Detroit, MI 48201

Detroit Tigers Mission Statement

One of the most storied franchises in professional sports, each year it is the goal of the Detroit Tigers to field a championship team and play an exciting brand of Major League Baseball. Equally important, the Tigers place an emphasis on good value, while providing an entertaining, safe and most enjoyable experience. We want families to continue making Comerica Park their place to come and have fun, and take home life-long memories. Off the field, the Tigers take pride in maintaining a civic leadership role and have a long-standing commitment to making a social impact within our communities.

Minor League Affiliates

Toledo Mud Hens (AAA)
Erie SeaWolves (AA)
West Michigan Whitecaps (A)

Lakeland Flying Tigers (A)
Complex League (R)
Dominican Summer League 1 and 2 (R)



The 2023 Detroit Tigers Baseball Information Guide is produced by the club's Communications Department
Senior Vice President, Communications and Broadcasting: Ron Colangelo
Writing, Editing and Page Layout: Chad Crunk, Carlos Guillen, Lexi Castrillon
Cover and Divider Design: Allison Perreault

Photo Credits: Allison Farrand, Mark Cunningham, Natalie Stroster, Calvin Doctor, Gavin Smith, Paul Bereswill, Gene Boyars, Steve Kovich, Bill Sanders, National Baseball Hall of Fame, Alex Trautwig (MLB Photos), Getty Images, David Guratnick
Statistical Information: Elias Sports Bureau, STATS LLC, Major League Baseball, Baseball-Reference.com, TruMedia and David Vincent


All information in this guide is correct as of March 27, 2023



TABLE OF CONTENTS

FRONT OFFICE	
Staff, Front Office Directory.....	4
Ownership & Baseball Operations Biographies.....	6
DETROIT TIGERS COMMUNITY IMPACT	18
TIGERS MANAGER AND COACHING STAFF	
Manager, Coaches and Staff Biographies	20
TIGERS PLAYERS	
Player Biographies	38
How the 2023 Tigers Were Built	179
Tigers 2023 40-Man Roster.....	180
Tigers 2023 Non-Roster Invites	182
TIGERS HISTORY & RECORDS	
Year-by-Year Tigers Records	184
Home and Road Records, Tigers All-Time.....	185
National League, Detroit Club	
Year-by-Year Results	185
All-Time Roster.....	209
Won-Lost Records by Game Number	186
Batting	
Year-by-Year Statistics.....	187
Yearly Club Leaders.....	190
100-or-More Runs Scored, Tigers with	197
200-or-More Hits, 40-or-More Doubles, 20-or-More Home Runs, Tigers with	198
100-or-More RBI, Tigers with.....	199
Pitching	
Year-by-Year Statistics.....	188
Yearly Club Leaders.....	193
20-or-More Wins, Tigers with	199
20-or-More Saves, 200-or-More Strikeouts, Tigers with.....	200
199	199
Basereuning, 20-or-More Stolen Bases, Tigers with	199
League Leaders, Tigers.....	200
Attendance History	201
Comerica Park Crowds	202
Managers, All-Time.....	203
Coaches, All-Time.....	203
Rosters, All-Time	204
Trades, All-Time Tigers.....	209
Opening Day Lineups	215
Mike Ilitch (1929-2017).....	218
Last Time It Happened in a Game	219
Tigers Record Book.....	225
ALL-STAR GAME HISTORY	
All-Star Games in Detroit.....	250
All-Star Game Selections.....	252
POSTSEASON HISTORY	
Series Summaries	254
Postseason Record Book.....	277
Postseason Home Runs	286
TIGERS IN THE HALL OF FAME	
Hall of Fame Tigers Biographies.....	289
Retired Numbers.....	296
TIGERS AWARD WINNERS	
Award Winners	298
MEDIA INFORMATION	
Media Guidelines.....	302
Media Guidelines in Spanish.....	303
Tigers Communications Contact Information.....	304
Radio and Television	307
Broadcasters	308
TIGERS PLAYER DEVELOPMENT AND SCOUTING	
Affiliate Directory	313
Player Development Awards	315
Player Development Administration, Coordinators, Managers and Coaches	317
Trainers/Strength & Conditioning Coaches	329
Scouting Directory.....	330
2022 First-Year Player Draft.....	333
Minor League Players.....	334
SPRING TRAINING INFORMATION	
Spring Training Information.....	355
Attendance/Year-by-Year Records.....	356
COMERICA PARK INFORMATION	
Comerica Park Information	359
Moments in Comerica Park History.....	362
Ticket and Security Information	363

FRONT OFFICE





TIGERS ORGANIZATIONAL DIRECTORY

DETROIT TIGERS, INC.
Comerica Park
2100 Woodward Ave.
Detroit, MI 48201

Phone: (313) 471-2000 / Fax: (313) 471-2138
tigers.com / facebook.com/tigers / @Tigers / @TigersdeDetroit / @DetroitTigersPR

CEO, Iltich Companies, Inc. - Chairman and CEO, Detroit Tigers Christopher Iltich

Business Operations Leadership

Executive Vice President and Chief Operating Officer, Iltich Sports + Entertainment Ryan Gustafson
 Senior Vice President, Ticket Sales and Service Spencer Ambrosius
 Senior Vice President, Finance Russ Borrows
 Senior Vice President, Operations and Development Keith Bradford
 Senior Vice President, Legal Affairs Robert E. Carr
 Senior Vice President, Corporate Partnerships Chris Coffman
 Senior Vice President, Communications and Broadcasting Ron Colangelo
 Senior Vice President & Chief Marketing Officer Alexis Lee
 Vice President, Human Resources Michele Bartos
 Vice President, Corporate Partnership Sales Melissa Brennan
 Vice President, Lakeland Business Operations Josh Bullock
 Vice President, Venue Security Mike Hartnett
 Vice President, Finance Bobby Hoekstra
 Vice President, Marketing Chris Lawrence
 Vice President, Premium Sales & Private Events Michael Leinert
 Vice President, Ticket Sales & Service Joe Schiavi
 Vice President, Corporate Partnerships Business Strategy & Solutions Mike Singer

Baseball Operations Leadership

President of Baseball Operations Scott Harris
 Vice President, Assistant General Manager Sam Menzin, Rob Metzler, Jay Sartori
 Vice President, Player Personnel Scott Bream
 Vice President, Player Development Ryan Garko

Baseball Operations

Director, Baseball Research & Development Jim Logue
 Director, Minor League Operations Dan Lunetta
 Director, Hitting Kenny Graham
 Director, Pitching Gabe Ribas
 Director, Coaching / Field Coordinator Ryan Sienko
 Director, Performance Science Dr. Georgia Giblin
 Director, Amateur Scouting Mark Conner
 Director, Minor League & Scouting Administration Cheryl Evans
 Director, Pitching Gabe Ribas
 Director, International Operations Tom Moore
 Director, Latin American Operation Miguel Garcia
 Director, Latin American Player Development Euclides Rojas
 Director, Team Travel Brian Britten
 Director, International Operations Tom Moore
 Director, Latin American Operations Miguel Garcia
 Director, Latin American Player Development Euclides Rojas
 Director, Team Travel Brian Britten
 Special Assistants to the General Manager Kirk Gibson, Willie Horton, Jim Leyland, Lance Parrish, Alan Trammell

Associate General Counsel, Iltich Sports and Entertainment Alan Avila
 Assistant Director, Amateur Scouting Eric Nieto
 Assistant Director, Player Development Peter Bransfield
 Senior Database Architect Mike Burger
 Senior Database Engineer Tim Smith
 Senior Database Architect Charlie Adams
 Full-Stack Software Engineers Evan Agattas, Nolan Lavender, Jordan VanderZwaag, Jen Yee
 Senior Analysts, Baseball Operations Gabe Ho, Beau Horan, Christian Hook, Drew Jordan, Aidan Kearns
 Analysts, Baseball Operations Ian Arzt, Max DelBello, Christopher Luke, Tyler Marshall, Walker Reinfield
 Analyst, Performance Science Jason Pastoor
 Manager, Major League Advance Scouting Kan Ikeda
 Coordinator, Major League Video Operations Austin Tripp
 Biomechanists, Performance Science Brian Diefenbach, Matt Topley
 Coordinator, Performance Science Emma Miller
 Major League Nutrition Coordinator Maureen Stoecklein
 Minor League Nutrition Coordinator Susan Stoecklein
 Manager, International Operations Rafael Gonzalez
 Manager, Player Development David Allende
 Coordinators, Player Development Daniel Crago, Jose Sajour
 Minor League Video Coordinator Correy Ericksen, Zach Monash
 Amateur Scouting Video Coordinator Greg Bunderage
 Executive Assistant to President, Baseball Operations Marty Lyon

Clubhouse

Manager, Tigers Clubhouse Dan Ross
 Manager, Visiting Clubhouse Jim Schmalk
 Assistant Clubhouse Manager Mark Cave
 Clubhouse Assistant Kaolayao Pritchett

Athletic Training/Strength & Conditioning

Head Athletic Trainer Ryne Eubanks
 Director, Medical Administration & Lakeland Operations Chris McDonald, Doug Teter
 Assistant Athletic Trainers Matt Rankin
 Major League Strength and Conditioning Coach Nelson Perez
 Major League Performance Coach Shane Wallen
 Medical Services Coordinator Gwen Keating
 Massage Therapist Janet Szwaboswki

Medical Staff

Team Physician (Internal) Michael Workings, M.D.
 Team Physician (Orthopedic) Stephen Lemos, M.D.
 Team Physician (Florida) Louis Saco, M.D.
 Team Ophthalmologist David A. Gourwitz, O.D.

Communications

Director, Media Relations Chad Crunk
 Director, Communications and Broadcasting Ben Fidelman
 Director, Business Communications Brett McWethy
 Broadcast Reporter Daniella Bruce
 Bilingual Coordinator, Media Relations Carlos Guillen
 Coordinator, Media Relations Lexi Castrillon



Marketing and Promotions

Director, Player Relations & Authentics	Jordan Field
Director, Promotions & Special Events	Haley Kolff
Manager, Promotions and Special Events	Evan Novak
Manager, Marketing	Taylor Olson
Manager, Digital Marketing	Blaze Chastain
Manager, Fantasy Camp, Player and Alumni Engagement	Ashley Robinson
Coordinator, Promotions & Special Events	Cassidy Tear
Project Manager	Taylor Olson
Manager, Digital Marketing	Blaze Chastain
Manager, Social Media	Greg Garno
Coordinator, Social Media	Kourage Kundahl

Community and Public Affairs

Director, Community Impact	Kevin Brown
Director, Fundraising and Development	Shannon Lapsley
Community Impact Manager, Fundraising and Development	Kelsey Stewart
Community Impact Managers	Jon Perry, Matthew Williams

Scoreboard Operations & In-Game Entertainment

Director, Broadcasting & In-Game Entertainment	Stan Fracker
Senior Producer & Scoreboard Production Manager	Alex Lovachis
Producer Editors	Nick Austin, Andrew DuPont, Cody McKittrick, Matt Sonefeld
Video Production Technician	Travis Childress

Finance and Administration

Director, Finance	Katelyn Haas
Director, Purchasing	McKenzie Reeves
Accounting Manager & Treasury Analyst	Sheila Robine
Accounting Manager	Mark Renshaw
Accounting Analyst II	Elizabeth Michon
Accounting Analyst	Deanna Dickow
Accounts Payable Coordinator	Camden Sobolewski
Accounts Receivable Coordinator	Edward Smith
Senior Director, Human Resources	Karen Gruca
Director, Talent Acquisition	Rich Balow
Human Resources Business Partner	Janet Browne, Jasmine Howard, Kelsey Shuck
Human Resources Coordinator	Brittany King
Human Resources Generalist	Nicole Nimeth
Corporate Recruiters	Erin Badge, Tricia Everett, Dave Ferguson
Training Manager	Kate Kleve

Park Operations/Security

Director, Security	Lori Dillon
Director, Event Operations	Mike Bauer
Director, Facilities	Shaun O'Brien
Head Groundskeeper	Heather Nabozny
Assistant Groundskeeper	Kyle Pickens
Manager, Security	Andy Torok
Manager, Event Operations	Caitlin Kelly
Manager, Guest Experience	Alex Santisteban
Manager, Event Services	Dana Moore
Engineering Services Manager	Richard Klemm
Managers, Operations	Steve Burrows, Austin Doherty
Coordinator, Event Housekeeping	Justin Alkass
Administrative Coordinator	Kristie Stevenson
Security Supervisors	Sandy Murphy, Jason Urbahn
Analyst, Security	Sean Furlong
Ballpark Electricians	Donald Brown, Mark Ulmer
Housekeeping Supervisors	Norman Chambers, Shunta Goodman

Corporate Partnerships

Director, Corporate Partnership Activation	Tiffany Harrington
Managers, Corporate Partnership Activation	Ian Fontenot, Michael Holley, Riley McCord, Cullen Munz
Agency Activation Manager, Corporate Partnerships	Bean O'Malley
Activation Project Manager, Corporate Partnerships	Tina Genitti
Radio Sales Manager, Corporate Partnerships	Christine Galasso
Solutions Managers, Corporate Partnerships	Madison Curl, Max Klepper, Jacob Pnakovich
Sales Managers, Corporate Partnerships	Cameron Close, Megan Garlow, Matt Gay, Stephen Girard, Dave Nietzer, Donovan Powell, John Wolski
Coordinator, Corporate Partnerships	Maria de Fortuny, Deja Shuler

Ticket & Premium Sales

Senior Director, Ticket Sales	Allen Jabero
Director, Ticket Sales and Service Operations	Liz Karolak
Director, Client Services	Brian Jemison
Senior Membership Services Account Executive	Betsy Bouillon
Director, Business Analytics	Jeff Lutz
Manager, Group Sales	Marc Lopez
Manager, Private Events	Emily Brandt
Manager, Premium Sales	Kevin McConnell
Manager, Premium Services	Stacy Winters
Senior Business Analyst	Mitch Burke
Account Executives, New Business	Brooklyn Baldrige, Devin Coll, Tavian Gaddy, Michael Harrison, Jordan Markowski, Don Robinson, Kevin Wilson, Shawn Pittman, Joely Stevens

Account Executives, Group Sales

Account Executives, Client Services	Michael Barnett, Jackson Billings, Walker Cooper, Daniel Drees, Nick McClure, Lindsey Ray, Jordan Collins, Meagan Spurr
Account Executives, Premium Sales	Tom Hager, Jonah Hirsch, Brandon Hoffman, Jordan Jones
Account Executive, Premium Service	Dean Dickinson, Brad Eason, Andrew Fadell, Alec Johnson, John Kissel, Evan Ronayne, Charles Swanson
Private Event Service Executive	Brittany Andrews, Deepika Desai, Rachel Walczykbock

Ticket Services

Senior Director, Ticket Services	Grant Anderson
Manager, Ticket Services	Andrew Burnham, Adam Klein
Ticket Systems Administrator	Jessi McCabe
Box Office Administrators	Scott Calka, Kara Grabowski

Lakeland Operations

Director, Florida Operations	Ron Myers
General Manager	Zach Burek
Manager, Administration & Operations	Shannon Follett
Box Office Manager	Bryan Eason
Clubhouse Manager	Patrick Saenz
Assistant Clubhouse Manager	Pete Mancuso



CHRISTOPHER ILITCH

**CEO, ILITCH COMPANIES -
CHAIRMAN AND CEO, DETROIT TIGERS**

Chris Ilitch is the chief executive officer of Ilitch Companies, spanning some of the world's best-known brands in food, sports, entertainment, and other industries.

Together, these businesses employ thousands of people, positively transform communities through entrepreneurship and philanthropy, and create unforgettable moments that bring individuals, families, and fans together.

Over his 34-year career, Chris has remained steadfast in his vision that all Ilitch companies have a powerful capacity to improve lives. "We're proud to create opportunities for people across the globe through meaningful careers, small business ownership, and products and services that bring people joy."

True to Mike and Marian Ilitch's entrepreneurial spirit that serves as the foundation of the organization, Chris leads with a focus on planning, innovation, and the pursuit of new opportunities. This approach has resulted in the companies' revenue more than quadrupling since he became CEO in 2004, outperforming the S&P 500 over the same time.



In addition to serving as CEO of Ilitch Companies, Chris holds positions as chairman and CEO of the Detroit Tigers, and other leadership roles throughout the companies.

Chris is actively engaged in the community as Chairman of Ilitch Charities and its affiliates, the Detroit Tigers Foundation and the Detroit Red Wings Foundation.

Ilitch Companies, the organization's colleagues and owners, and Ilitch foundations have donated more than \$250 million to worthy causes, have served over 6.5 million meals to those in need, and have donated thousands of volunteer hours in support of community programs and organizations.

Beyond his work at the Ilitch Companies and Ilitch Charities, Chris serves on the Executive, Economic Reform, On Field, and Legislative Affairs committees of Major League Baseball.


Additionally, he serves on the Board of Governors for the National Hockey League as well as the Strategic Planning & Innovation and Media & Content Committees.

He also serves on the board and executive committees for Business Leaders for Michigan, the Detroit Economic Club, and the Downtown Detroit Partnership. He is also an advisory board member of the Harvard Kennedy School Taubman Center for State and Local Government.

He has served on host/hospitality committees for the NCAA Men's Frozen Four Hockey Championship (co-chair), the NCAA Final Four Men's Basketball Tournament, Super Bowl XL, and the Major League Baseball All-Star game (chair). He will serve as the 2023 Senior Corporate Chair for the 68th Annual Detroit Branch NAACP Fight for Freedom Fund Dinner.

A graduate with a bachelor's degree in business administration from the University of Michigan, Chris is a proud father of three and resides with his wife, Kelle, and their family in metro Detroit.





SCOTT HARRIS

**PRESIDENT,
BASEBALL OPERATIONS**

Harris enters his first season as the Tigers President, Baseball Operations after being named to the position on September 19, 2022.

- Joined the Tigers after spending the previous three seasons as the General Manager for the San Francisco Giants, playing a key role in constructing the Giants roster. The 2021 team won the National League West Division and finished the season with a 107-55 record, the best regular season record in franchise history. During his three seasons in San Francisco, the Giants posted a 205-163 (.557) record, the fourth-best winning percentage among NL teams and the eighth-best mark in the Majors over that span.



- Prior to joining the Giants, he spent seven years working in the Chicago Cubs' baseball operations department, most recently serving as Assistant General Manager. Under Cubs President Theo Epstein and GM Jed Hoyer, he assisted in all potential player acquisitions, contract and trade negotiations, and player evaluations while overseeing several departments.

- While with Chicago, the Cubs reached the postseason in four consecutive seasons from 2015-18 and ended a 108-year World Series drought by beating the Cleveland Indians in 2016.

- Harris started with the Cubs in 2012 as Director of Baseball Operations after serving two years at Major League Baseball as the league's Coordinator of Major League Operations. With MLB, he provided transaction support and analysis to all 30 clubs and worked on the First-Year Player Draft, the Rule 5 Draft, the World Baseball Classic and various industry studies within the league office.



- Harris also worked for the Washington Nationals in 2008 and the Cincinnati Reds in 2010.

- A native of Redwood City, CA, Harris attended Columbia Business School while working at MLB and later transferred to Northwestern's Kellogg School of Management to complete his MBA in 2015. He also graduated from UCLA in 2009 with a bachelor's degree in economics and studied at the London School of Economics in 2007.

- Harris and his wife, Elle, were married in December, 2022. They reside in Metro Detroit.



SAM MENZIN

**VICE PRESIDENT,
ASSISTANT GENERAL MANAGER**

Enters his 11th full season in the Tigers organization and second as Vice President/Assistant General Manager after being named to the role on August 31, 2021.

- Reporting directly to the President of Baseball Operations, he assists with leading the organization's day-to-day Major League operations, including player procurement, contract negotiations, roster construction, salary arbitration, payroll projections, and compliance with MLB rules and the CBA.
- Oversees the Major League Clubhouse, Athletic Training, Strength and Conditioning, Nutrition and Mental Skills departments.
- Serves as the Baseball Operations liaison for ballpark special projects.
- Assists the VP, Player Personnel regarding all aspects of the Pro Scouting department.
- Advises Player Development on philosophy, direction, best practices, and staffing.
- Prior to his current role, he served as the club's Director of Baseball Operations and Professional Scouting (2017-21), Director of Baseball Operations (2015-17), Baseball Operations Analyst and Coordinator of Baseball Operations (2013-15). Menzin joined the Tigers organization in June, 2012 as a Baseball Operations Intern.
- Prior to joining the Tigers, he served as a Baseball Operations Intern for Turner-Gary Sports.
- He was a member of the baseball team for four seasons at Swarthmore College (PA) and graduated in 2012 with a history degree.
- The native of Westbury, NY currently resides in Detroit, MI.



ROB METZLER

**VICE PRESIDENT,
ASSISTANT GENERAL MANAGER**

Begins his first season with the Detroit Tigers after being named to the position of Vice President, Assistant General Manager on October 25th, 2022.

- Prior to joining the Tigers, he spent 15 seasons with the Tampa Bay Rays, seven of which were as the Senior Director of Amateur Scouting, where he was responsible for all day-to-day scouting activities within the U.S., Canadian and Puerto Rico in preparation for the MLB Draft.
- During his time with the Rays, he was responsible for drafting 2022 All-Star Game starter Shane Bieber, as well as current Major Leaguers Nathaniel Lowe, Joe Ryan and Taylor Walls...in addition to those big league players, his drafts helped Tampa Bay build and maintain one of the top farm systems in baseball and reach the postseason in four consecutive seasons.
- Prior to the Rays, Metzler interned for the Boston Red Sox, Baseball Info Solutions and the Brewster Whitecaps of the Cape Cod Baseball League and served as an assistant coach at Roger Williams University.
- The West Hartford, Conn., native earned a physics degree from Bowdoin College, where he also played baseball, and a master's dual-degree from University of Massachusetts Amherst.
- He and his wife, Lindsey, have a daughter, Jordan.



JAY SARTORI

**VICE PRESIDENT,
ASSISTANT GENERAL MANAGER**

Enters his 16th season in baseball, eighth in the Tigers organization and second as Vice President, Assistant General Manager after being named to the position on August 31, 2021.

- Reporting to the President of Baseball Operations, Sartori oversees the club's baseball analytics, research & development, performance science, advance scouting, data operations, and software engineering teams.
- Contributes to all aspects of Baseball Operations, including player personnel decisions, roster management, strategy analysis, contract negotiations, and rules and administration.
- Leads the club's innovation efforts in all areas of Baseball Operations, including scouting, player development and the Major League team.
- Prior to joining the Tigers, he spent three years at Apple, Inc., where he managed the App Store Sports and Entertainment categories, and then App Store Business Operations.
- Before working at Apple, Sartori served as an Assistant General Manager for the Toronto Blue Jays (2011-13) and as Director, Baseball Operations for the Washington Nationals (2010).
- Worked with Major League Baseball's Labor Relations Department (2006-09) in the role of Manager of Salary and Contract Administration, where he was a key member of the MLB Collective Bargaining team in 2006.
- Prior to joining the Commissioner's Office, he worked in the investment banking industry for Robertson Stephens and Pacific Growth Equities.
- Graduated from Boston College in 2001 with BS in Finance and Management Information Systems.
- Originally from Lynnfield, MA, Sartori currently resides in Royal Oak, MI.



SCOTT BREAM

**VICE PRESIDENT,
PLAYER PERSONNEL**

The 2023 season marks his 35th in professional baseball, his 24th with the Tigers and seventh in his role as Vice President, Player Personnel...served in a variety of roles over 12 seasons (1999-2010) during his first stint with the Tigers.

- Leads the club's professional scouting department and is active in scouting at the Major League level for the Tigers...is directly involved in special assignments for the organization.
- Served as the Tigers Director of Pro Scouting from 2013-15.
- Spent two seasons (2011-12) with the San Diego Padres as a Major League Scout/Special Assistant to the General Manager.
- Worked nine seasons as a Major League scout with the Tigers (2002-10).
- Joined the Tigers scouting team as an advance scout, spending three seasons in the role (1999-2001) before being named assistant general manager prior to the 2002 season.
- Played 10 seasons at the Minor League level with the Padres (1989-95), Chicago Cubs (1995) and Tigers (1996-98)...he saw action with Double A Jacksonville and Triple A Toledo in his three seasons as a player in the Tigers organization.
- Bream and his wife, Shelly, have two daughters, Brooke and Mackenzie.



RYAN GARKO

**VICE PRESIDENT,
PLAYER DEVELOPMENT**

Enters his third season with the Tigers after being named the club's Vice President of Player Development on September 23, 2021...Garko leads all day-to-day operations and long-term planning of the club's player development system.

- Joined the organization after spending the last two seasons on the Major League coaching staff with the Angels, serving as a Coaching Assistant/Instant Replay Coordinator where he focused on the integration of analytics in the clubhouse and dugout, and advance work.
- Prior to his time with the Angels, Garko was the head coach at the University of the Pacific from 2018-19, manager of the Los Angeles (NL) Double A affiliate from 2016-17 and an assistant coach at Stanford University.
- Originally selected by Cleveland in the third round of the 2003 MLB Draft, Garko played six years in the Majors, hitting .275/.347/.434 with 75 doubles, three triples, 55 home runs and 250 RBI.
- Garko and his wife, Christie, reside in Laguna Niguel, CA with their children, Olivia and James.



KIRK GIBSON

Special Assistant to the President of Baseball Operations

Enters his fifth year with the Tigers front office as a special assistant to the Executive Vice President of Baseball Operations and General Manager, after being named to the position on January 28, 2019. Brings a unique blend of success as a player and coach in multiple sports to his current role.

- Gibson assists in skills coaching with players at both the Major League and Minor League levels, is involved in baseball operations personnel meetings and participates in community relations events.
- In addition to his baseball operations duties, Gibson also serves as an on-air analyst with Bally Sports Detroit... this season marks his 12th on the network...was also a color analyst on FSN Detroit from 1998-2002.
- Had a successful coaching career in the Major Leagues, including five seasons as manager with Arizona (2010-14)...was named the National League Manager of the Year in 2011 after leading Arizona to a NL West Division title...began his coaching career as a bench coach for the Tigers from 2003-05 under manager Alan Trammell... served as the Diamondbacks bench coach from 2007 until assuming the interim manager title on July 1, 2010.
- Played 17 seasons in the Major Leagues, hitting .268/.352/.463 with 260 doubles, 255 home runs and 870 RBI in 1,635 games...was a key member of the Tigers 1984 (ALCS MVP) and Dodgers 1988 World Series Championship teams...was named the 1988 NL MVP, hitting .290 with 25 home runs and posting a career high 6.5 bWAR.
- Originally drafted in the first round (12th overall) by the Tigers in the 1978 MLB Draft...in the same year was also selected in the seventh round of the NFL Draft by the St. Louis Cardinals.
- Attended Michigan State University, where he was a standout on the football field...led the Spartans to a tie for the Big Ten title, set school and conference receiving records, and made several All-America teams...played just one season of baseball in East Lansing, hitting .390 with 16 homers and 52 RBIs in 48 games...was inducted into the College Football Hall of Fame on December 5, 2017.
- Kirk and his wife, JoAnn, have four children, Colleen, Kirk, Kevin, and Cameron...Kevin is an amateur scout with the Detroit Red Wings...Cameron was drafted by the Tigers in the fifth round of the 2015 MLB Draft.
- Started the Kirk Gibson Foundation in 1996 by awarding partial scholarships to men and women at Clarkston and Waterford Kettering High Schools in honor and memory of his parents. He has now repositioned the Kirk Gibson Foundation to promote cooperation, collaboration and teamwork in finding a cure for Parkinson's disease. More information can be found at www.kirkgibsonfoundation.org or on Twitter @23KGibby.



WILLIE HORTON

Special Assistant to the President of Baseball Operations

One of the greatest Tigers of all-time, both on the field and in the community, Willie Horton continues in his role of executive advisor and special assistant. The "hometown hero" enjoys success in several outside ventures and has an undying passion for the Tigers and game of baseball, which he looks forward to sharing future prosperity with.

- Continues in his role as special assistant, which he was first named to in January, 2002.
- On May 22, 2019 the Detroit City Council named the intersection of Canfield St. and the John C. Lodge Service Drive be assigned the secondary name of Willie Horton Drive. Willie lived at three locations along Canfield, including the Jeffries Projects.
- In July, 2015 he was announced as spokesperson for the U.S. Navy film titled "The Birth of a Ship in a City Reborn", a film about the USS Detroit (LCS 7), a United States Navy Littoral Combat Ship.
- On June 20, 2015, awarded the "Hank Aaron Champion for Justice Award" by the Atlanta Braves and the National Center for Civil & Human Rights at the Braves third annual Heritage Weekend.
- On October 15, 2014, PACE Academy in Southfield, MI opened the Willie Horton Library.
- On April 12, 2013, Willie cast his hands in cement for the Detroit Historical Museum as a part of the Historical Society honoring legends who have always called Detroit "home." His hand cast with signature is part of an outdoor exhibit in the museum's Legends Plaza.
- Named the inaugural recipient of the Abner Doubleday Patriot Player Award on November 18, 2011...the award was presented by the National Infantry Foundation and honors a Major Leaguer who has made significant contributions in support of the military and their families.
- Honored with The Order of Saint Maurice on June 14, 2006, the highest military honor to be given to civilians... he was the first athlete to receive the award.
- Received testimonial resolution for community leadership from the Detroit City Council on October 13, 2004... was also honored with the Spirit of Detroit Award by the Detroit City Council on July 21, 2004.
- Honored by Detroit Northwestern High School, his alma mater, when the school named the Willie Horton Baseball and Softball Diamonds on August 6, 2004...the diamonds added a monument in his honor in 2005.
- Had his birthday, October 18, permanently designated as "Willie Horton Day" in the state of Michigan when Governor Jennifer Granholm signed House Bill 5200 on April 7, 2004. Willie is the fourth person in Michigan history to be given a day, with the third being Rosa Parks.
- Named by Corp Magazine as one of Michigan's most influential African-American business leaders in 2003.
- Named to the CATCH Hall of Fame on October 16, 2002 as a community leader.
- First joined the Tigers front office on June 18, 2001 as part of a baseball committee created by Mike Ilitch.
- Was honored by the Tigers in having his jersey number 23 retired and a Comerica Park statue in his likeness unveiled on July 15, 2000.





(Horton, Cont.)


- An 18-year Major League veteran, he played 14 seasons in Detroit after signing at age 18 following an outstanding baseball career at Detroit Northwestern High School.
- Produced nearly 2,000 hits, 325 home runs and maintained a .457 slugging percentage during his Major League career...finished with 1,163 RBI, a .273 lifetime average and 2,028 games played.
- Voted as a starting outfielder for the 1965 All-Star Game...collected 104 RBI that season, second-most in the American League, and ranked sixth in the league with a .490 slugging percentage.
- Struggled with an ankle injury in 1967, but returned to the All-Star Game in 1968...capped the season by batting .304 with a home run and three RBI in the World Series as the Tigers took the World Championship.
- Threw out St. Louis' Lou Brock at home plate during the Tigers 5-3 win in Game Five of the 1968 World Series.
- Tied a Major League record with 11 putouts in left field on July 18, 1969 at Cleveland.
- Named to the All-Star squad again in 1970 and 1973, hitting .305 and .316, respectively, and tallying 17 home runs in each of those seasons...named to seven All-Star Teams in his career, but played in only four due to injury.
- Received the 1975 American League "Outstanding Designated Hitter" award and was named the 1975 Tiger of the Year...hit .275 with 25 home runs in 1975, his first full season in the designated hitter role.
- Also earned league Designated Hitter and Comeback Player honors in 1979.
- Played for both Detroit and Texas in 1977, for Cleveland, Oakland and Toronto in 1978, and finished his professional career with Seattle in 1979-80...hit 29 home runs in 1979 and collected 106 RBI.
- Became the 43rd player in Major League history to collect 300 career home runs when he went deep off Jack Morris in the Kingdome on June 6, 1979.
- Hit 20-or-more homers in seven of his seasons and remains fifth on the Tigers all-time list with 262.
- Named to the "Tigers Greatest" team as selected by fans in 1969.
- Played for and managed Valencia in the 1978-79 Venezuelan Winter League, capturing the Caribbean Title.
- Held coaching positions with the Tigers, Oakland Athletics, New York Yankees and Chicago White Sox.
- Departed Tiger Stadium in uniform during 1967 in a desperate attempt to quell rioting in Northwest Detroit.
- Served as second deputy chief and executive director chief for the Detroit Police Athletic League (PAL), and worked with the United Way, the Boys & Girls Clubs of America, the Meals on Wheels Program and the Foundation Fighting Blindness...also served as an advisory committee member of the Skillman Foundation and was a J.C. Penney Golden Rule Award panel member.
- Inducted into the Military Hall of Fame for his service as a guest speaker on many occasions in the U.S. and abroad...enshrined in both the Afro-American Hall of Fame (1992) and Michigan Sports Hall of Fame (1987).
- He and wife, Gloria, have seven children, 21 grandchildren, 23 great-grandchildren and three great-great grandchildren.

JIM LEYLAND

Special Assistant to the President of Baseball Operations

In his 59th season of professional baseball, the third-winningest manager in franchise history continues to make an impact in the organization following his retirement from the dugout.

- Named to his current position as special assistant following his retirement from a 22-year managerial career, including eight seasons with Detroit.
- Retired from managing ranked 15th all-time with 1,769 wins and 14th with 3,499 games managed.
- Led Team USA to a championship in the 2017 World Baseball Classic.
- Guided the Tigers to the postseason four times during his managerial career with the club, including winning the American League Central Division title in three consecutive seasons from 2011-13 -- he is the only manager in franchise history to lead the club to the postseason four times.
- The Tigers advanced to the World Series twice during his managerial tenure, doing so in 2006 and 2012 -- he joins Hughie Jennings and Mickey Cochrane as the only managers to lead the club to the World Series multiple times.
- Recorded the 700th and final regular season win of his Tigers career on September 25, 2013 at Minnesota to clinch the American League Central Division Crown -- he is one of only three managers in franchise history to post 700 career wins with the club.
- Managed the American League All-Star squad to a 3-0 victory at the 84th Major League Baseball All-Star Game at Citi Field in New York in 2013...also managed the American League club in 2007, and was the National League manager in 1998.
- Tabbed the American League Manager of the Year by both the BBWAA and *The Sporting News* in 2006 after guiding the Tigers to the franchise's first playoff berth since 1987...selected the Major League Manager of the Year by *Baseball America*.
- Named the best manager in the American League by *Baseball America* in 2006, 2007 and 2012.
- Appointed the 36th manager in Tigers history on October 4, 2005.
- Spent six seasons (2000-05) as a Major League scout for the St. Louis Cardinals -- scouted National League clubs from Pittsburgh and American League clubs from Cleveland.
- Spent 14 seasons as a manager at the Major League level for the Pittsburgh Pirates (1986-96), Florida Marlins (1997-98) and Colorado Rockies (1999).





(Leyland, Cont.)

- Won three straight National League East Division championships with the Pirates from 1990-92... advanced to the postseason with the Marlins as the National League's Wild Card winner in 1997, eventually defeating Cleveland to claim the World Series title.
- Named the National League Manager of the Year by the BBWAA in 1990 and 1992...earned the same honor from *The Sporting News* in 1988, 1990 and 1992.
- Served as Tony La Russa's third base coach for four seasons (1982-85) with the Chicago White Sox, before being named the 33rd manager in Pirates history on November 20, 1985.
- Managed for 11 seasons at the Minor League level in the Tigers organization from 1971-81, advancing to the postseason six times, and claiming his respective league championship three times.
- Selected as the manager of the year in the Florida State League in both 1977 and 1978, while he earned the same honor in the American Association in 1979.
- Spent six seasons as a catcher in the Tigers organization from 1964-69.
- Earned the Dapper Dan Man of the Year Award in 1990, an honor given to a Pittsburgh Sports Figure for outstanding achievement on a national level.
- A native of Perrysburg, OH, he lettered in football, basketball and baseball at Perrysburg High School...the school's baseball field is named after Leyland...inducted into Perrysburg High School's Hall of Fame on February 2, 2007.
- Inducted into the Florida State League Hall of Fame on November 10, 2010.
- Served as the Grand Marshal of America's Thanksgiving Day Parade on November 28, 2013.
- He, his wife, Katie and their two children, Patrick and Kellie reside in Pittsburgh, PA during the offseason.
- His son, Patrick, was selected by the Tigers in the eighth round of the 2010 MLB Draft.

LANCE PARRISH

Special Assistant to the President of Baseball Operations

Entering his fourth year in his role with the club's front office, the legendary Tigers catcher and coach serves as a special assistant and advisor to Executive Vice President of Baseball Operations and General Manager, Al Avila.

- Named to his current position on November 12, 2019 after a two-year stint as manager of Single A West Michigan, where he led the Whitecaps to a combined 118-160 record, including one playoff berth.
- In his role, Parrish works with Tigers Major and Minor League players in a variety of areas related to their on-field development, and participate in baseball operations personnel meetings throughout the year. Parrish, who resides in Clarkston, MI, will visit the club's affiliates during the season.
- Prior to his time with the Whitecaps, Parrish managed for four seasons with Double A Erie (2014-17), posting a career-high 71 wins in his first season leading the club. His other stints as a coach in the Tigers system include as Major League bullpen coach (2000, 2003-05) and third base coach (1999, 2001).
- Served as color analyst on Detroit games on UPN-50 during the 2002 season.
- Before taking a break from professional coaching, Parrish managed the Ogdon Raptors of the Pioneer League (2006) and was named inaugural manager of the Great Lakes Loons of the Midwest League in 2007.
- He began the 1997 season on the coaching staff of Double A San Antonio in the Los Angeles Dodgers system, before earning a promotion to manager during the 1998 campaign.
- Spent the 1996 season as a roving catching instructor with Kansas City.
- Prior to his coaching career, Parrish played for the Tigers from 1977-86 after being selected with the club's first pick (16th overall) in the June 1974 MLB Draft. Parrish's legendary career helped bring the 1984 World Series Championship to Detroit, and ranks as one of the franchise's greatest backstops of all-time.
- In addition to three Gold Glove Awards (1983-85), he won the Silver Slugger Award at catcher six times (1980, 1982-84, 1986, 1990) and was a eight-time All-Star. Hit .252/.313/.440 over 1,988 career games, with 305 doubles, 27 triples, 324 home runs and 1070 RBI.
- Retired after a 19 season Major League career, spending time with the Tigers, Angels (1989-92), Mariners (1992), Indians (1993), Pirates (1994) and Blue Jays (1995).






ALAN TRAMMELL

Special Assistant to the President of Baseball Operations

Entering his eighth season as a special assistant to Executive Vice President of Baseball Operations and General Manager, Al Avila, the former Tigers manager and Baseball Hall of Famer remains integral to the organization's baseball operations.

- Named to his current position on November 3, 2014 after spending four years as the bench coach for the Arizona Diamondbacks.
- In his role, Trammell assists in coaching at both the Major and Minor League levels of the organization, is involved in baseball operations personnel meetings, travels throughout the Minor League system and participates in community relations engagements.
- Elected to the National Baseball Hall of Fame by the Modern Baseball Era Committee on December 10, 2017... was officially inducted on July 29, 2018 in Cooperstown, NY.
- Had his uniform #3 retired by the Tigers on August 26, 2018 at Comerica Park...became the eighth Tigers player to receive this honor.
- Served as the bench coach for the Chicago Cubs from 2007-10, helping the team to back-to-back NL Central Division titles in 2007-08.
- Became the 35th manager in Tigers history in October, 2002, leading the club from 2003-05.
- Spent three seasons as the first base coach of the San Diego Padres from 2000-02.
- Served in the Tigers organization as an assistant to baseball operations, focusing on player instruction and scouting, in 1997-98 and as the Tigers hitting coach in 1999.
- One of the best players in Tigers history, Trammell spent all 20 years of his playing career with the Tigers, hitting .285/.352/.415 with 185 home runs and 1,003 RBI in 2,293 games.
- One of only three players in franchise history to play 20-or-more seasons in a Tigers uniform, joining Ty Cobb and Al Kaline.
- Ranks in the top 10 of many Tigers all-time franchise records for position players, including: bWAR (5th, 70.7), stolen bases (5th, 236), games played (5th, 2,293), doubles (6th, 412), hits (7th, 2,365) and RBI (8th, 1,003).
- A six-time All-Star selection during his playing days (1980, 1984-85, 1987-88, 1990), he won four Gold Glove awards at shortstop (1980-81, 1983-84) and three Silver Slugger Awards as the top offensive shortstop (1987-88, 1990). Also accrued the most defensive bWAR (22.7) of any player in franchise history.
- Combined with teammate Lou Whitaker to hold the AL record after playing in 1,918 games together at shortstop and second base.
- Finished second in the balloting for American League Most Valuable Player in 1987, posting career bests with a .343 batting average, 205 hits, 28 home runs and 105 RBI while leading the Tigers to the American League East Division title.
- Earned Most Valuable Player honors during the 1984 World Series after hitting .450 (9x20) with two home runs and six RBI as the Tigers defeated the Padres in five games.
- Made his debut in 1977 at 19 years old after being selected in the second round of the 1976 MLB Draft.
- Inducted into the Michigan Sports Hall of Fame in 2000 and the San Diego Hall of Champions' Breitbard Hall of Fame and Polish-American Sports Hall of Fame in 1998.
- He and his wife, Barbara, have three adult children, Lance, Kyle and Jade.



MARK CONNER

Director, Amateur Scouting

Conner begins his first season with the Detroit Tigers after being named to the position of Director of Amateur Scouting on October 30th, 2022.

- Prior to joining the Tigers, he spent 13 seasons with the San Diego Padres, holding a variety of roles, most recently as a Special Assistant to the GM/Field Coordinator in 2022 and Director, Amateur Scouting in 2014-21.
- While overseeing the MLB Draft for San Diego, Conner selected many top prospects and current Major Leaguers, including CJ Abrams, David Bednar, Ty France, Mackenzie Gore and Cal Quantrill, which led the Padres to having a top 10 farm system in the Majors from 2017-21 and contributed to the team clinching playoff appearances in two of the last three seasons
- Conner first joined the Padres as an amateur scout in 2010 and was promoted to northeast regional supervisor prior to the 2014 season...received the Padres' Danny Galehouse Scout of the Year Award in 2010, awarded for his thoroughness and diligence in covering his territory and exhausting all resources to gather information about players being scouted.
- Prior to joining San Diego, Conner served as pitching coach at the University of South Carolina, Aiken from 2005-09. Before his time at USCA, he was an assistant coach at Indian Hills Community College, Conner was an assistant coach and recruiting coordinator for Cumberland University for four seasons before joining Indians Hills.
- Conner played collegiately at Cumberland University, where he was a member of four conference championships and appeared in three NAIA World Series. He earned both his Bachelor of Arts and Master of Arts degrees in education.
- A native of Cleveland, OH, Conner and his wife, Jennifer, reside in Nashville, TN, with their daughter (Claire) and son (Caleb).



**DR. GEORGIA GIBLIN****Director, Performance Science**

- Dr. Giblin enters her fourth season as the club's Director of Performance Science, after originally joining the Tigers as a post-doctoral fellow through a partnership with the University of Michigan.
- Dr. Giblin leads the Performance Science department, which focuses on building and implementing a sustainable system to assist players with performing at their maximum capacity and remaining healthy using traditional baseball methods supported by data-based analysis and advanced technology.
- Following the 2021 season, Dr. Giblin was presented the Dwight Lowry Award - given to the Player Development Person of the Year.
- Prior to joining the Tigers, Dr. Giblin completed her doctorate in Biomechanics and Skill Acquisition at Victoria University in Melbourne, Australia, and worked four years as a biomechanist at the Queensland Academy of Sport, supporting the softball, track and field, triathlon, and archery Olympic programs.
- Based out of the club's TigerTown complex, Dr. Giblin resides in Lakeland, FL.

**JIM LOGUE****Director, Baseball Research & Development**

- Logue enters his seventh season in the Tigers organization and fourth in his current role...initially joined the Tigers organization in 2016 as Manager, Baseball Analytics.
- Leads a team of analysts and manages the development of predictive models and analytical tools that are used to support every aspect of Baseball Operations.
- Research and Development serves as a resource for all aspects of the club's Baseball Operations, including professional and amateur scouting, player development, advance scouting, and the front office.
- Prior to joining the Tigers, Logue worked with the New York Yankees from 2007-2016 in various roles, most recently as Senior Analyst, Quantitative Analysis.
- Graduated from Amherst College with a degree in economics.
- Jim and his wife, Hillary, reside in Plymouth, MI.

**DAN LUNETTA****Director, Minor League Operations**

- Entering his 19th season with the Tigers organization, Lunetta was named the Director of Minor League Operations on December 8, 2004.
- Based out of Lakeland, FL, Lunetta oversees the day-to-day player development business/administrative operations of the Minor League system, which includes the club's six Minor League affiliates in the United States and two in the Dominican Republic.
- Responsible for maintaining the player development system's compliance with Major League rules, and also oversees the Tigers entire baseball operations budget.
- Supervises the Florida baseball operations at TigerTown, including Spring Training, extended Spring Training, Gulf Coast League and Florida Instructional League, while he also served as the baseball operations point person for the Tigers renovation project at TigerTown in Lakeland.
- Lunetta was selected as the recipient of the 2016 Sheldon "Chief" Bender Award, presented to an individual in Minor League Baseball with distinguished service and a track record of being instrumental in player development.
- Prior to joining the Tigers organization he spent two seasons as a Special Assistant to the General Manager with the Montreal Expos (2002-03).
- Lunetta spent 10 seasons with the Florida Marlins, joining the organization as the Director of Minor League Administration on December 1, 1991, before being promoted to Director of Major League Administration on November 1, 1998.
- Served two seasons (1990-91) as the General Manager of Triple A Rochester in the International League.
- He spent the 1989 season as the Director of Team Travel and Spring Training Coordinator for the Cincinnati Reds, after serving the previous three seasons as the Director of Team Travel with Montreal (1986-88).
- Spent the 1985 season as the Director of Baseball Operations with Triple A Buffalo in the International League.
- Began his baseball career in 1980 as the General Manager of Single A Jamestown in the New York-Penn League, while also serving as the assistant spring training coordinator with Montreal.
- Lunetta was a 2014 Inductee into the Chautauqua County (NY) Sports Hall of Fame.
- A native of Jamestown, NY, Lunetta is a graduate of State University of New York at Brockport and resides in Lakeland, FL, with his wife, Joanna and have two sons, Tony and Sammy.





CHERYL EVANS

Director, Minor League and Scouting Administration

- Enters her 43rd season in professional baseball and 19th with the Tigers after joining the club in February, 2005.
- Before joining the Tigers, she spent the previous three seasons as the Director of Minor League Administration with the Florida Marlins...joined the Marlins in 1991 as the administrative assistant to the scouting department, a position she held until being named manager of scouting administration following the 1998 season.
- She spent the 1990 and 1991 seasons as the administrative assistant to the scouting department with the Montreal Expos, where she also served as an office manager from 1985-89.
- Evans began her career in professional baseball while still in college as a seasonal employee at the Montreal Expos Spring Training home in West Palm Beach in 1969, and remained with the organization in that role until 1974.
- Currently resides in Lakeland, FL with her husband, Tom. They have two grown children and three grandchildren: son, Mike, and his wife, Karolyn, reside in Rutherfordton, NC with their son, Landry, while daughter, Cori, and her husband, Bryan, reside in Lakeland, FL with their daughter, Addi, and son, Jake.



TOM MOORE

Director, International Operations

- Entering his 29th season in baseball and 18th season with the Tigers.
- Oversees all aspects of the Tigers international operations, which includes managing both operations and signing bonus budgets as well as the international amateur and professional scouting efforts in Latin/South America, Asia, Australia and Europe. Collaborates on decisions relating to the Dominican Academy, including player and staff decisions, operations and facility improvement projects.
- As director of the department, has been involved in scouting and signing of numerous big league players, including these players who appeared in the Major Leagues in 2021: Willy Adames, Anthony Castro, Harold Castro, Avisail García, Hernán Pérez, Gregory Soto and Eugenio Suárez.
- From that list, Gregory Soto emerged as a high-leverage bullpen arm who earned a spot on the All-Star roster in 2021...there have been 38 players signed as international amateur free agents in the last 15 years who have made it to at least one of the last four All-Star Games (2017-19, 2021)...of all Major League clubs, only St. Louis (4), Detroit (3) and New York (AL) (3) initially signed more than two players from that list of 38.
- Several prospects who were signed during Moore's tenure are on the MLB Pipeline top-30 Tigers prospects list entering the 2022 season, including: Roberto Campos (No. 8), Cristian Santana (9), Abel Bastidas (19), Adinso Reyes (24), Jose De La Cruz (29).
- Joined the Tigers organization on November 30, 2005 as the Assistant Director of Professional and International Scouting...prior to joining the Tigers organization, Moore spent the previous 11 seasons with the Boston Red Sox, including four years as the Assistant Director of Professional and International Scouting and four years as the Assistant Director of Scouting.
- Began his baseball career in February, 1995 as an intern in the Boston Red Sox baseball operations department...in May of that year he took over the Major League video coordinator duties before joining the club full time as a baseball operations assistant in January, 1996.
- A 1995 graduate from Springfield College, Moore lives in Reading, MA with his wife, Kerri, sons, William and Timothy, and daughter, Emma.



MIGUEL GARCIA

Director, Latin American Operations

- Entering his 39th season in professional baseball and his 18th season with the Tigers after joining the organization on November 30, 2005.
- Garcia is responsible for all aspects of the club's baseball operations efforts in Venezuela and also responsible for the supervision of scouting efforts in Latin America and other special assignments.
- Among the players signed during his tenure are Sandy Baez, Harold Castro, Avisail García, Dixon Machado, Melvin Mercedes, Steven Moya, Jose Ortega, Hernán Pérez, Bruce Rondón, Gregory Soto and Eugenio Suárez, who all have seen action at the Major League level with the Tigers...additionally, Garcia had a hand in signing Willy Adames, who reached the Major Leagues in 2018 with Tampa Bay.
- Prior to joining the Tigers organization, Garcia spent the previous four seasons as the Coordinator of Latin American Scouting for the Boston Red Sox and served as a scout and supervisor of operations in Venezuela with the Florida Marlins organization from 1997-2001.
- A lefthanded pitcher, Garcia was signed by the California Angels as a non-drafted free agent in 1984 and made his Major League debut with the club in 1987...in addition to his time with the Angels in 1987, Garcia saw action with the Pittsburgh Pirates in three seasons (1987-89).
- Garcia assisted current Tigers Executive Vice President of Baseball Operations and General Manager Al Avila with Florida's signing of Miguel Cabrera.
- Garcia and his wife, Adriana, reside in Wesley Chapel, FL, with their daughters, Mariangelica and Anacorina.





COMMUNITY IMPACT

The Detroit Tigers are on a mission to inspire, enable and champion positive character development, academic achievement, equitable sport access, and balanced wellness for children through the power of baseball.

[TIGERS.COM/COMMUNITY](https://www.tigers.com/community)



MANAGER & COACHING STAFF





14 A.J. HINCH

MANAGER

BORN: MAY 15, 1974

HOMETOWN: MIDWEST CITY, OK

Opening Day Age: 48**Former Position:** Catcher**Managerial Experience:** Nine Seasons - Arizona (2), Houston (5), Detroit (2)**Postseason Highlights:** WS Championship (2017), AL Pennant (2019)

On October 30, 2020, A.J. Hinch was named the 39th manager in Detroit Tigers history. Hinch has one of the most diverse range of experiences of any manager in baseball, including having success in roles as a player, manager and front office executive since breaking into professional baseball in 1997.

- Enters the 2023 campaign with a 713-633 career managerial record after stints with Arizona (2009-10) Houston (2015-19) and Detroit (2021-present)...entering the 2023 campaign, he ranks third among active Major League managers (min. nine seasons) in career win percentage at .530.
- In his first season as Tigers manager in 2021, the club overcame a slow 9-24 record to start its 2021 season, posting a 68-61 (.527) record over the rest of its schedule, which was the eighth-best winning percentage in the American League over that span...the Tigers had a 28-win improvement from 2019 to 2021 (MLB's most recent full seasons), resulting in the third-largest increase in win percentage for any MLB team over that span (.292 in 2019 to .475 in 2021).
- Did not manage during the 2020 season while serving a one-year suspension from Major League Baseball.
- Under his leadership in Houston, his most recent managerial stint prior to Detroit, the Astros reached the playoffs four times in five seasons, including in his first year as manager in 2015...that playoff appearance snapped a nine-year drought for Houston, posting a 16-win improvement from the club's record the year before.
- En route to a franchise-record .594 winning percentage during his time with the Astros, Hinch led the club to 100-plus wins in three-straight seasons (2017-19), a World Series Championship (2017) and American League Pennant (2019).
- For his efforts during the 2017 season, he was named the *Baseball America* Manager of the Year and Esurance MLB Award as Major League Baseball's Best Manager...following his first season in Houston in 2015, he finished second in voting for 2015 BBWAA American League Manager of the Year Award.
- Managed the 2018 American League All-Star Team to a 10-inning, 8-6 victory at Nationals Park in Washington, D.C.
- His first managerial post was with Arizona, serving in the role for parts of the 2009 and 2010 seasons... he was 34 years-old at the time of his appointment, the youngest manager in the Major Leagues.
- Between his time as manager in Arizona and Houston (2011-14) he worked in San Diego's front office, serving as Vice President of Scouting and Assistant General Manager...in that role he oversaw all aspects of the club's professional scouting and medical departments, while assisting with the club's roster composition, player acquisitions, talent evaluation and contract negotiations.
- Had additional front office experience with Arizona, where he worked from 2005-09 following his retirement as a player...held multiple roles including Director of Player Development until being named the club's field manager in 2009.
- Had a seven-year Major League playing career, suiting up for 350 games between Oakland (1998-2000), Kansas City (2001-02), Detroit (2003) and Philadelphia (2004)...over his career, the catcher hit .219/.280/.356 with 28 doubles, 32 home runs and 112 RBI.
- During his lone season in Detroit, Hinch played for then-manager and current Special Assistant to the General Manager, Alan Trammell, batting .203 (15x74) with three homers and 11 RBI over 27 games.
- Was drafted three times as an amateur, eventually signing with Oakland after being selected in the third round of the 1996 MLB Draft.
- Played collegiately at Stanford University, where he established himself as one of the best catchers in the country...was a three-time All-American and All-Pac-10 team selection, and two-time Pac-10 Player of the Year, while leading the Cardinal to the College World Series in 1996 and finishing the season as a finalist for the Golden Spikes Award.
- During his time in Palo Alto, Hinch earned his Bachelor of Science in psychology and was a member of the 1996 bronze medal-winning U.S. Olympic Baseball Team.



RECORD AS A MANAGER

Year	Club	League	W	L	Pct.	Div. Finish	Games +/-
2009	Arizona	National	58	75	.436	5th	+25.0
2010	Arizona	National	31	48	.392	5th	+27.0
2015	Houston	American	86	76	.531	2nd	+2.0
2016	Houston	American	84	78	.519	3rd	+11.0
2017	Houston	American	101	61	.623	1st	-21.0
2018	Houston	American	103	59	.636	1st	-6.0
2019	Houston	American	107	55	.660	1st	-10.0
2021	DETROIT	American	77	85	.475	3rd	-16.0
2022	DETROIT	American	66	96	.407	4th	-26.0
AL TOTALS			624	510	.550		
DETROIT TOTALS			143	181	.441		
NL TOTALS			89	123	.420		
MAJOR LEAGUE TOTALS			713	633	.530	(Nine Seasons)	

RECORD AS A PLAYER

Year	Club	AVG	G	AB	R	H	TB	2B	3B	HR	RBI	SH	SF	HB	BB	SO	SB	CS	OBP	SLG	E
1997	Modesto	.309	95	333	70	103	194	25	3	20	73	4	4	11	42	68	8	3	400	.583	0
	Edmonton	.376	39	125	23	47	66	7	0	4	24	0	0	3	20	13	2	0	473	.528	0
1998	Oakland	.231	120	337	34	78	115	10	0	9	35	13	7	4	30	89	3	0	.296	.341	9
1999	Vancouver	.377	15	61	9	23	32	3	0	2	7	0	0	1	3	12	1	1	415	.525	0
	Oakland	.215	76	205	26	44	71	4	1	7	24	9	1	2	11	41	6	2	.260	.346	5
2000	Sacramento	.266	109	417	65	111	156	23	2	6	47	2	5	7	45	67	5	5	344	.374	0
	Oakland	.250	6	8	1	2	2	0	0	0	0	0	0	0	1	0	0	0	.333	.250	1
2001	Omaha	.321	45	168	28	54	98	14	0	10	33	0	1	1	11	33	1	0	365	.583	0
	Kansas City	.157	45	121	10	19	40	3	0	6	15	1	1	3	8	26	1	1	.226	.331	3
2002	Kansas City	.249	72	197	25	49	79	7	1	7	27	2	0	3	18	35	3	3	.321	.401	4
2003	Toledo	.259	55	185	20	48	77	15	1	4	23	2	1	4	13	38	0	1	320	.416	0
	DETROIT	.203	27	74	7	15	29	3	1	3	11	1	2	2	3	18	0	0	.247	.392	2
2004	Scranton/WB	.230	77	265	21	61	78	9	1	2	32	1	3	8	24	48	0	0	310	.294	0
	Philadelphia	.182	4	11	1	2	3	1	0	0	0	0	0	0	0	0	0	0	.182	.273	0
2005	Scranton/WB	.279	85	269	30	75	103	15	2	3	44	2	4	9	22	45	0	0	349	.383	8
MINOR LEAGUE TOTALS		.286	520	1,823	266	522	804	111	9	51	283	11	18	44	180	324	17	10	361	.441	8
MAJOR LEAGUE TOTALS		.219	350	953	104	209	339	28	3	32	112	26	11	14	71	214	13	6	.280	.356	24



99

ALFREDO AMEZAGA

FIRST BASE COACH

BORN: JANUARY 16, 1978
HOMETOWN: CIUDAD OBREGON, MX

Opening Day Age: 45

Former Position: Infielder/Outfielder

Years as Professional Player: 19 (1999-2018)

Enters his first full season on the Tigers coaching staff as the club's first base coach...originally joined the staff for the end of the 2022 season.


- Joined the Tigers organization in 2022 and spent most of the season as the first base coach at Triple A Toledo.
- Prior to joining the Tigers, Amezaga worked in the Atlanta Braves organization from 2019-21...was the third base coach for Double A Mississippi in 2019 and was scheduled to be the third base coach for Triple A Gwinnett in 2020 before the Minor League season was cancelled due to COVID-19...also worked as a coach in Atlanta's Major League Spring Training in 2021.
- Played 19 professional seasons, including parts of nine years at the Major League level...was the quintessential utility player during his stint in the big leagues, seeing time at every defensive position except catcher and pitcher...saw most of his action in the outfield, where he played in 271 games, but also played 117 games at shortstop, 76 games at second base, 73 games at third base and six games at first base.
- Originally drafted by the Angels in the 13th round of the 1999 MLB Draft (one spot ahead of Albert Pujols), he saw time in the Majors with Anaheim (2002-04), Colorado (2005, 2011), Pittsburgh (2005) and Florida (2006-09, 2011)...in 584 career Major League games, hit .247/.307/.333 with 47 doubles, 19 triples, 12 home runs and 110 RBI.
- Signed with the Tigres de Quintana Roo of the Mexican Baseball League in 2013 and played in Mexico through the 2017 season.



2023 TIGERS

RECORD AS A PLAYER

Year	Club	AVG	G	AB	R	H	TB	2B	3B	HR	RBI	SH	SF	HB	BB	SO	SB	CS	OBP	SLG	E
1999	Butte	.294	8	34	11	10	12	2	0	0	5	0	0	1	5	5	6	2	.400	.353	--
	Boise	.322	48	205	52	66	86	6	4	2	29	3	1	5	23	29	14	3	.402	.420	--
2000	Lake Elsinore	.279	108	420	90	117	150	13	4	4	44	5	5	4	63	70	73	21	.374	.357	--
	Arkansas	.312	70	285	50	89	121	10	5	4	21	3	0	4	22	55	24	15	.370	.425	--
2001	Salt Lake	.250	49	200	28	50	66	5	4	1	16	2	1	3	14	45	9	6	.307	.330	--
	Salt Lake	.251	128	518	77	130	187	25	7	6	51	6	6	6	8	45	100	23	.317	.361	--
2002	Anaheim	.538	12	13	3	7	9	2	0	0	2	0	0	0	1	1	0	0	.538	.692	0
	Salt Lake	.347	75	317	55	110	149	20	5	3	45	1	2	4	20	39	14	8	.470	.861	--
2003	Anaheim	.210	37	105	15	22	35	3	2	2	7	5	0	1	9	23	2	2	.278	.333	5
	Salt Lake	.259	32	135	15	35	50	5	2	2	14	1	0	1	13	18	7	0	.329	.370	--
2004	Anaheim	.161	73	93	12	15	23	2	0	2	11	6	0	3	3	24	3	2	.212	.247	3
	Indianapolis	.341	64	185	28	63	82	12	2	1	12	5	2	2	17	27	14	7	.398	.443	8
2005	Colorado	.333	2	3	1	1	1	0	0	0	0	0	0	0	0	0	0	0	.333	.333	0
	Pittsburgh	.000	3	3	1	0	0	0	0	0	0	0	0	0	1	0	1	0	.250	.000	0
2006	Florida	.260	132	334	42	87	111	9	3	3	19	7	1	3	33	46	20	12	.332	.332	6
	Florida	.263	133	400	46	105	143	14	9	2	30	4	5	4	35	52	13	7	.324	.358	8
2007	Florida	.264	125	311	41	82	114	13	5	3	32	4	0	3	19	47	8	2	.312	.367	2
	Jupiter	.333	3	9	0	3	3	0	0	0	1	0	0	0	2	1	0	0	.455	.333	0
2008	Florida	.217	27	69	6	15	18	3	0	0	5	0	1	0	5	16	1	1	.267	.261	0
	Chattanooga	1.000	1	2	1	2	2	0	0	0	1	0	0	1	1	0	0	0	1.000	1.000	0
2009	Colorado Springs	.305	67	239	49	73	106	19	1	4	41	2	3	4	29	36	4	2	.385	.444	6
	Colorado	.242	20	33	5	8	9	1	0	0	2	1	1	0	3	7	0	0	.297	.273	1
2010	Florida	.136	20	44	1	6	6	0	0	0	2	1	0	0	4	7	0	0	.208	.136	1
	Iowa	.274	113	398	64	109	148	17	2	6	42	1	2	1	37	60	12	3	.336	.372	18
2011	Albuquerque	.339	37	124	19	42	60	10	1	2	25	0	2	1	14	20	1	1	.404	.484	10
	Quintana Roo	.257	36	136	27	35	45	7	0	1	14	4	1	0	24	27	3	1	.366	.331	6
2012	Quintana Roo	.313	82	313	55	98	129	17	1	4	28	8	5	6	36	37	2	6	.389	.412	21
	Quintana Roo	.245	75	249	33	61	83	8	1	4	25	6	0	1	21	45	5	0	.306	.333	7
2013	Quintana Roo	.259	75	247	29	64	81	8	0	3	20	3	1	2	28	41	7	2	.338	.328	6
	Quintana Roo	.000	2	5	1	0	0	0	0	0	0	0	0	0	2	1	0	0	.286	.000	0
2014	Tijuana	.286	79	304	38	87	112	13	0	4	37	5	1	6	29	50	5	5	.359	.368	10
	MINOR LEAGUE TOTALS	.293	803	3071	540	899	1222	144	37	35	347	29	24	39	305	505	201	82	.361	.398	--
INTERNATIONAL TOTALS		.275	349	1254	183	345	450	53	2	16	124	26	8	15	140	201	23	14	.353	.359	50
MAJOR LEAGUE TOTALS		.247	584	1408	173	348	469	47	19	12	110	28	8	14	112	223	49	26	.307	.333	26



37

KEITH BEAUREGARD

HITTING COACH

BORN: MAY 15, 1983 HOMETOWN: LEOMINSTER, MA

Opening Day Age: 39

Former Position: Outfielder

Years as Professional Player: 3 (2005-07)

Enters his first season on the Tigers coaching staff as a Major League hitting coach after being named to the position on November 15, 2022.

- Prior to joining Detroit, spent four seasons in the Los Angeles Dodgers organization, most recently as the Minor League Assistant Field Coordinator in 2021-22 and as a Minor League hitting instructor in 2019-20.
- Before his time with the Dodgers, was an assistant coach at Santa Clara University for five seasons...during his time at Santa Clara, eight Broncos went on to sign professional contracts and 10 players earned All-West Coast Conference accolades.
- Began his coaching career at the University of Massachusetts at Lowell, where he spent two seasons...the 2011 team produced one of the best seasons in program history, winning 37 games and earning an at-large bid to the NCAA Tournament.
- Spent three seasons in professional baseball from 2005-07 with the Worcester Tornadoes of the Can-Am League.
- Played collegiately at Saint Anselm College, where he had a standout career, ranking among the program's career leaders in several stats, including career hits (223), singles (148), doubles (46), triples (15) and RBI (102)...completed his bachelor's degree in criminal justice in May, 2005.



RECORD AS A PLAYER

Year	Club	AVG	G	AB	R	H	TB	2B	3B	HR	RBI	SH	SF	HB	BB	SO	SB	CS	OBP	SLG	E
2005	Worcester	.338	38	136	23	46	66	11	0	3	27	3	1	3	18	28	5	1	.424	.485	--
2006	Worcester	.228	72	228	23	52	55	3	0	0	22	8	3	8	36	42	7	7	.349	.241	--
2007	Worcester	.317	71	227	42	72	101	12	1	5	31	4	1	1	26	39	15	1	.388	.445	--
2011	Pittsfield	.182	11	33	6	6	12	0	0	2	6	0	0	0	3	5	0	0	.250	.364	--
INDEPENDENT LEAGUE TOTALS:		.282	192	624	94	176	234	26	1	10	86	15	5	12	83	114	27	9	.374	.375	--



90

MICHAEL BRDAR

HITTING COACH

BORN: APRIL 7, 1994
HOMETOWN: PLEASANTON, CA

Opening Day Age: 28
 Former Position: Infielder/Outfielder
 Years as Professional Player: 1 (2017)

Begins his first season on the Tigers coaching staff after being named Major League hitting coach on November 15, 2022.

- Spent the 2022 season on the Major League staff for the San Diego Padres as the club's hitting coach.
- Prior to joining the Padres organization, spent two seasons with the San Francisco Giants as Minor League hitting coordinator in 2021 and assistant hitting coordinator in 2020.
- Began his coaching career as a program assistant for the University of Michigan baseball team in 2018-19...in 2019, was on the coaching staff for the Wolverine team that advanced to the national championship at the College World Series.
- Was selected by St. Louis in the 36th round of the 2017 MLB Draft and played one season of rookie ball for the GCL Cardinals.
- Played two seasons for the Wolverines in 2016-17 after beginning his collegiate career at Diablo Valley (CA) College...in two seasons at Michigan, combined to hit .284 (118x415) with 19 doubles, three triples, four home runs and 53 RBI...was first team All-Big 10 as a senior in 2017.

RECORD AS A PLAYER

Year	Club	AVG	G	AB	R	H	TB	2B	3B	HR	RBI	SH	SF	HB	BB	SO	SB	CS	OBP	SLG	E
2017	GCL Cardinals	.235	31	85	9	20	24	4	0	0	10	1	0	2	10	12	1	2	.330	.282	3
MINOR LEAGUE TOTALS:		.235	31	85	9	20	24	4	0	0	10	1	0	2	10	12	1	2	.330	.282	3



88 TIM FEDEROWICZ

CATCHING COACH

BORN: AUGUST 5, 1987

HOMETOWN: APEX, NC

Opening Day Age: 35

Former Position: Catcher

Years as Professional Player: 13 (2008-2019; 2021)

- Begins his first season in the Tigers organization, serving as the catching coach for the Major League club.
- Joins the Tigers after spending the 2022 season as the manager at Triple A Tacoma in the Seattle Mariners organization...guided the club to a 72-78 record in his only season as the skipper.
 - Enjoyed a 13-year professional career, including eight Major League seasons with Los Angeles (NL) (2011-14), Chicago (NL) (2016), San Francisco (2017), Houston (2018), Cincinnati (2018) and Texas (2019)...his playing career came to a close with the Oklahoma City Dodgers in 2021.
 - Was named to the roster of the United States national baseball team for qualifying for the 2020 Summer Olympics...after the team qualified, was named to the Olympics roster on July 2, 2021 and was awarded a silver medal.
 - Played collegiately at the University of North Carolina from 2006-08, where he was a two-time All-ACC selection, a freshman All-American and helped the Tar Heels to the College World Series in each of his three seasons...was drafted by the Red Sox in the seventh round of the 2008 MLB Draft.

RECORD AS A MANAGER

Year	Club	League	W	L	Pct.	Div. Finish	Games +/-
2022	Tacoma	Pacific Coast	72	78	.480	2nd	-14.0
MINOR LEAGUE TOTALS			72	78	.480		

RECORD AS A PLAYER

Year	Club	AVG	G	AB	R	H	TB	2B	3B	HR	RBI	SH	SF	HB	BB	SO	SB	CS	OBP	SLG	E
2008	Lowell	.244	36	127	14	31	40	6	0	1	15	0	2	0	19	24	10	3	.338	.315	2
2009	Greenville	.345	55	226	34	78	127	19	0	10	34	0	2	4	15	42	1	0	.393	.562	6
	Salem	.257	51	187	18	48	73	13	0	4	24	1	3	1	5	22	1	0	.276	.390	3
2010	Salem	.253	109	407	47	103	151	34	1	4	61	0	5	2	43	86	1	1	.324	.371	6
2011	Portland	.277	90	339	46	94	138	20	0	8	52	0	8	3	32	63	1	0	.338	.407	10
	Albuquerque	.325	25	83	17	27	52	7	0	6	17	0	2	2	15	20	0	0	.431	.627	0
	Los Angeles (NL)	.154	7	13	0	2	2	0	0	0	1	0	0	1	2	4	0	0	.313	.154	1
2012	Albuquerque	.294	115	412	71	121	190	34	1	11	76	1	7	3	52	91	0	1	.371	.461	12
	Los Angeles (NL)	.333	3	3	0	1	1	0	0	0	0	0	0	0	1	2	0	0	.189	.222	0
2013	Albuquerque	.418	21	79	20	33	67	8	1	8	25	2	2	1	14	26	0	0	.500	.848	0
	Los Angeles (NL)	.231	56	160	12	37	57	8	0	4	16	2	1	0	10	56	0	0	.275	.356	5
2014	Albuquerque	.328	78	299	51	98	166	26	0	14	48	0	2	2	26	66	1	0	.383	.555	7
	Los Angeles (NL)	.113	23	71	2	8	14	3	0	1	5	2	1	1	3	18	0	0	.158	.197	3
2015	Fort Wayne	.313	5	16	3	5	9	1	0	1	3	0	0	0	2	7	0	0	.389	.563	0
	El Paso	.180	22	78	11	14	27	4	0	3	6	0	0	0	5	19	0	0	.229	.346	1
2016	Iowa	.293	65	229	25	67	103	12	0	8	39	0	2	4	18	51	3	0	.352	.450	4
	Chicago (NL)	.194	17	31	3	6	8	2	0	0	3	0	1	0	1	12	0	0	.212	.258	1
2017	Sacramento	.300	77	283	34	85	131	19	0	9	43	0	1	0	30	65	3	0	.366	.463	6
	San Francisco	.231	13	13	3	3	9	0	0	2	3	0	0	0	1	4	0	0	.286	.692	0
2018	Fresno	.328	39	134	24	44	75	13	0	6	22	0	0	1	16	27	0	0	.404	.560	4
	Louisville	.244	23	78	10	19	28	6	0	1	9	0	1	0	9	20	0	0	.318	.359	0
	Houston	.206	10	34	4	7	10	3	0	0	2	0	0	0	1	13	0	0	.229	.294	1
	Cincinnati	.333	5	6	1	2	6	1	0	1	2	0	0	0	1	3	0	0	.429	1.000	0
2019	Columbus	.278	26	90	7	25	37	6	0	2	13	1	1	0	11	23	0	0	.353	.411	1
	Nashville	.140	16	57	5	8	11	0	0	1	8	0	2	0	4	16	0	0	.191	.193	0
	Texas	.160	29	75	6	12	26	2	0	4	7	0	3	0	5	31	1	0	.213	.347	4
2020	Did Not Play																				
2021	Oklahoma City	.200	25	70	10	14	26	3	0	3	9	0	0	0	9	17	0	0	.291	.371	3
MINOR LEAGUE TOTALS		.286	878	3194	447	914	1451	231	3	100	504	5	40	23	325	685	21	5	.352	454	62
MAJOR LEAGUE TOTALS		.192	163	406	31	78	133	19	0	12	39	7	3	2	25	143	1	0	.241	.328	15



41 CHRIS FETTER

PITCHING COACH

BORN: DECEMBER 23, 1985

HOMETOWN: CARMEL, IN

Opening Day Age: 37

Former Position: Righthanded Pitcher

Years as Professional Player: 4 (2009–2012)

Enters his third season on the Tigers coaching staff, serving as pitching coach. Though he is one of the youngest coaches in the Major Leagues, Fetter has a wealth of experience across baseball, including most recently as the pitching coach at the University of Michigan for three seasons (2018–20).

- In 2022, the Tigers bullpen was one of the best units in the American League throughout the season, finishing with a 3.43 ERA (617.0IP/235ER), which ranked sixth in the AL and eighth in the Majors... Detroit's 3.43 bullpen ERA was the club's lowest since the 1990 team had a 3.26 ERA (505.0IP/183ER).
- Made an immediate impact on the Tigers pitching staff in his first season in 2021, as the team's ERA dropped from 5.63 in 2020 to 4.32 in 2021, the third-best improvement from any team in the Major Leagues over that span...among the many individual accomplishments from 2021, Fetter helped lead Casey Mize to the most quality starts by any Major League rookie, Tarik Skubal to establish a new franchise rookie strikeout record, Gregory Soto to earn his first career All-Star Game appearance and a no-hitter from Spencer Turnbull.
- Established as one of the brightest pitching minds in college baseball, he helped the Wolverines identify and develop elite pitchers, aiding the team's run to the College World Series Finals in 2019...during that 2019 run, his staff was ranked 10th in the nation and led the Big Ten Conference with a 3.46 ERA (635.0IP/344ER), while finishing seventh in the nation with just 7.44 hits allowed per game.
- Under his tutelage at Michigan, his alma mater, the team had four pitchers drafted in the top three rounds of the 2019, 2020 and 2021 MLB Drafts.
- Prior to his time with the Wolverines, he was the Minor League pitching coordinator with the Dodgers (2016–17), pitching coach at Ball State University (2016–17), professional scout with the Angels (2013–15) and assistant pitching coach for Double A San Antonio (2013).
- He and Tigers manager A.J. Hinch crossed paths while both were in the San Diego organization, where Fetter was a righthanded pitcher from 2009–12 and Hinch was the Vice President of Scouting and Assistant General Manager from 2011–14.
- Was drafted in the ninth round of the 2009 MLB Draft by San Diego...played four seasons of professional baseball, posting a combined 6–11 record and 3.56 ERA (179.2IP/71ER) at the Single A level, striking out 162 and walking just 49.
- He was a standout player at Michigan, earning All-Big Ten honors three times and helping the team to three conference championships and four NCAA Tournament appearances...his 332.1 innings pitched ranks as the highest total in school history, while his 28 career wins and 281 career strikeouts each rank as the third-highest.

RECORD AS A PLAYER

Year	Club	W-L	ERA	G	GS	CG	SHO	SV	IP	H	BF	R	ER	HR	HB	BB	SO	WP	BK	AVG
2009	Eugene	2-0	1.33	14	6	0	0	6	40.2	24	154	6	6	0	0	8	54	3	0	.164
	Fort Wayne	2-1	2.22	5	4	0	0	1	24.1	26	97	6	6	0	0	6	21	2	0	.286
2010	Lake Elsinore	1-1	6.00	4	4	0	0	0	21.0	27	96	16	14	6	0	9	14	0	0	.314
2011	Lake Elsinore	1-6	5.80	13	11	0	0	0	49.2	70	227	41	32	7	2	9	43	6	0	.329
2012	Eugene	0-0	2.08	6	6	0	0	0	17.1	13	73	5	4	2	0	5	11	1	0	.200
	Fort Wayne	0-1	2.20	6	3	0	0	0	16.1	17	68	7	4	0	1	6	13	2	0	.283
	Lake Elsinore	0-2	4.35	3	3	0	0	0	10.1	13	50	8	5	2	0	6	6	1	0	.295
MINOR LEAGUE TOTALS		6-11	3.56	51	37	0	0	7	179.2	190	705	89	71	17	3	49	162	15	0	.270



44 GARY JONES

THIRD BASE COACH

BORN: NOVEMBER 11, 1960

HOMETOWN: HENDERSON, TX

Opening Day Age: 62

Former Position: Infielder/Outfielder

Years as Professional Player: 8 (1982-89)

Begins his second season on the Tigers coaching staff and his first year as the club's third base coach after spending 2022 as the first base coach.

- Has 33 years of managing or coaching experience at the professional level and has won five Minor League Manager of the Year awards...in 18 seasons as a Minor League skipper, he has a 1,243-1,177 (.514) record, leading four clubs to league titles.
- Prior to joining Detroit's Major League staff, he spent the previous four seasons as the manager at Triple A Lehigh Valley in the Philadelphia Phillies organization...led Lehigh Valley to the playoffs in 2018 and was named International League Manager of the Year.
- Before joining the Phillies, Jones was on the Chicago Cubs Major League staff from 2014-17 as the third base coach and the infield instructor...was a part of the Cubs World Series team in 2016.
- Spent 11 years in the San Diego Padres organization, including the final seven seasons (2007-13) as the roving Minor League infield coordinator, following four years as a manager, which included managing Double A Mobile to a share of the Southern League title in 2004.
- While with the Padres, was a three-time winner (2003-04, 2010) of the Jack Krol Award, given annually to acknowledge excellence in player development in the Padres system.
- Worked four years in the Red Sox Minor League system as field coordinator (2002) and manager for Pawtucket (1999-2001), where he led the team to a then-franchise record of 82 wins in 2000.
- Was first base coach for the Oakland A's in 1998 following eight seasons (1990-97) as a Minor League manager in the organization...was named Manager of the Year four times: with Single A Madison in 1991, Double A Huntsville in 1994 and Triple A Edmonton in both 1996 and 1997, when he led the team to consecutive Pacific Coast League titles.
- Originally signed by the Cubs as a non-drafted free agent in 1982, Jones appeared in 899 Minor League games, hitting .284/.437/.370 with 114 doubles, 33 triples, 23 home runs and 291 RBI.

RECORD AS A MANAGER

Year	Club	League	W	L	Pct.	Div. Finish	Games +/-
1990	AZL Athletics	Arizona	26	27	.491	4th	-10.0
1991	Madison	Midwest	77	61	.558	1st	+0.5
1992	Reno	California	65	71	.478	4th	-18.0
1993	Madison	Midwest	77	58	.570	2nd	-2.5
1994	Huntsville	Southern	81	57	.587	1st	+5.5
1995	Edmonton	Pacific Coast	68	76	.472	t-3rd	-14.5
1996	Edmonton	Pacific Coast	84	58	.592	1st	+7.0
1997	Edmonton	Pacific Coast	80	64	.556	1st	+3.5
1999	Pawtucket	International	76	68	.528	2nd	-2.0
2000	Pawtucket	International	82	61	.573	3rd	-3.0
2001	Pawtucket	International	60	82	.423	5th	-31.0
2003	Fort Wayne	Midwest	71	66	.518	3rd	-2.0
2004	Mobile	Southern	73	67	.521	2nd	-0.5
2005	Mobile	Southern	58	80	.420	5th	-23.5
2006	Mobile	Southern	62	76	.449	3rd	-23.0
2018	Lehigh Valley	International	84	56	.600	1st	+10.0
2019	Lehigh Valley	International	66	74	.471	5th	-9.5
2021	Lehigh Valley	Triple A East	53	75	.414	4th	-27.0
MINOR LEAGUE TOTALS			1243	1177	.514		



RECORD AS A PLAYER

Year	Club	AVG	G	AB	R	H	TB	2B	3B	HR	RBI	SH	SF	HB	BB	SO	SB	CS	OBP	SLG	E
1982	GCL Cubs	.349	29	106	29	37	42	3	1	0	12	1	0	0	17	16	18	5	.439	.396	8
	Geneva	.200	2	5	1	1	4	0	0	1	1	0	0	0	1	1	0	0	.333	.800	0
1983	Quad Cities	.308	133	428	105	132	179	23	3	6	34	2	3	4	126	105	58	22	.467	.418	30
1984	Lodi	.291	138	471	111	137	184	17	6	6	44	2	4	5	138	94	38	16	.453	.391	39
1985	Pittsfield	.252	111	325	56	82	99	7	5	0	30	6	3	1	72	51	17	9	.387	.305	16
1986	Huntsville	.311	130	450	116	140	177	23	4	2	49	8	3	3	128	60	34	17	.464	.393	8
1987	Tacoma	.277	135	473	102	131	174	22	6	3	49	5	3	3	123	83	30	12	.427	.368	7
1988	Tacoma	.234	114	312	50	73	95	8	4	2	22	8	2	3	68	61	13	10	.374	.305	3
1989	Huntsville	.275	96	287	67	79	98	10	3	1	45	3	3	4	107	61	16	4	.474	.342	13
	Tacoma	.219	11	32	5	7	16	1	1	2	5	0	0	0	3	10	1	0	.286	.500	3
MINOR LEAGUE TOTALS		.284	899	2889	642	819	1068	114	33	23	291	35	21	23	783	542	225	95	.437	.370	127



26 **GEORGE LOMBARD**
BENCH COACH

BORN: SEPTEMBER 14, 1975 HOMETOWN: ATLANTA, GA

Opening Day Age: 47
Former Position: Outfielder
Years as Professional Player: 16 (1994-2009)

Lombard enters his third season on the Tigers coaching staff as bench coach, after serving as the first base coach with the Dodgers for the previous five years. Lombard also coaches Detroit's outfielders as well as the club's baserunners. His transition to coaching came following a 16-year playing career in professional baseball.

- His 2020 campaign served as a career highlight, helping the Dodgers to a World Series championship... also coached the club's baserunners and outfielders, helping a number of elite players develop and excel at the Major League level.
- Prior to his time with the Dodgers he spent the 2015 season as Atlanta's Minor League field coordinator, preceded by parts of six seasons working in the Red Sox player development system.
- With Boston he served three years as the organization's Minor League outfield and baserunning coordinator (2013-15), two as the manager of the Gulf Coast League Red Sox (2011-12) and one as the hitting coach for Single A Lowell (2010)...as manager of the GCL Red Sox his teams went 59-61, and the 2012 club reached the GCL finals.
- Prior to becoming a coach he played six seasons in the Major Leagues, including three seasons with Atlanta (1998-2000) and one each with Detroit (2002), Tampa Bay (2003) and Washington (2006)...over his career in the big leagues he batted .281/.340/.621, knocking 12 doubles, three triples and eight home runs, while driving in 21 RBI and stealing 23 bases.
- During his 2002 campaign with the Tigers he established career highs with 72 games played, 58 hits, 11 doubles, three triples, five homers and 13 RBI.
- Played 1,213 Minor League games in his career, combining to post a .262/.355/.437 slashline, with 212 doubles, 55 triples, 143 home runs and 540 RBI...went 318-for-408 in stolen base attempts over that span, and committed just three errors in 2,015.1 innings played to post a .994 fielding percentage.
- Was an All-American high school running back who signed to play football and baseball at the University of Georgia before opting to begin his professional baseball career...was drafted by Atlanta in the second round of the 1994 MLB Draft out of The Lovett School (GA).
- Graduated from the University of Phoenix with a bachelor's degree in psychology.
- His late mother, Posy, was a civil rights activist who marched alongside Dr. Martin Luther King Jr., among many other courageous and selfless acts to promote equality.

RECORD AS A MANAGER

Year	Club	League	W	L	Pct.	Div. Finish	Games +/-
2011	GCL Red Sox	Gulf Coast	27	33	.450	3rd	-11.0
2012	GCL Red Sox	Gulf Coast	34	26	.567	1st	+1.0
MINOR LEAGUE TOTALS			61	59	.508		



2023 TIGERS

RECORD AS A PLAYER

Year	Club	AVG	G	AB	R	H	TB	2B	3B	HR	RBI	SH	SF	HB	BB	SO	SB	CS	OBP	SLG	E
1994	GCL Braves	.140	40	129	10	18	20	2	0	0	5	0	0	3	18	47	10	4	.260	.155	2
1995	Eugene	.252	68	262	38	66	92	5	3	5	19	2	1	5	23	91	35	13	.323	.351	3
	Macon	.272	98	379	69	103	123	15	1	1	42	15	6	12	34	60	39	12	.346	.325	2
1996	Macon	.245	116	444	76	109	186	16	8	15	51	8	2	7	36	122	24	17	.311	.419	7
1997	Durham	.264	131	462	65	122	203	25	7	14	72	2	2	9	66	145	35	7	.365	.439	9
1998	Greenville	.308	122	422	84	130	229	25	4	22	65	5	4	5	71	140	35	5	.410	.543	10
	Atlanta	.333	6	6	2	2	5	0	0	1	1	0	0	0	1	1	0	.333	.833	0	
1999	Richmond	.206	74	233	25	48	86	11	3	7	29	0	0	3	35	98	21	6	.317	.369	3
	Atlanta	.333	6	6	1	2	2	0	0	0	0	0	0	0	1	2	2	.429	.333	0	
2000	Richmond	.276	112	424	72	117	186	25	7	10	48	5	3	6	55	130	32	9	.365	.439	6
	Atlanta	.103	27	39	8	4	4	0	0	0	2	0	0	1	1	14	4	0	.146	.103	0
2001	Richmond	.318	13	44	7	14	30	2	1	4	8	1	0	2	6	14	3	2	.423	.682	0
2002	Greenville	.280	8	25	4	7	16	0	0	3	5	1	0	1	5	6	2	0	.419	.640	0
	Richmond	.308	11	39	10	12	21	4	1	1	5	0	0	1	5	12	2	0	.400	.538	0
	DETROIT	.241	72	241	34	58	90	11	3	5	13	7	1	1	20	78	13	2	.300	.373	3
2003	Durham	.267	112	438	57	117	201	25	4	17	64	6	2	6	45	143	23	6	.342	.459	3
	Tampa Bay	.216	13	37	8	8	12	1	0	1	4	0	0	1	0	6	1	0	.237	.324	1
2004	Pawtucket	.381	16	63	11	24	39	3	3	2	11	0	1	1	7	8	7	0	.444	.619	1
	Pawtucket	.276	55	192	38	53	76	8	3	3	23	3	0	9	20	33	16	3	.371	.396	1
2005	Pawtucket	.262	131	496	90	130	234	28	8	20	65	2	5	9	67	159	23	5	.357	.472	1
2006	GCL Nationals	.176	6	17	1	3	4	1	0	0	1	0	0	1	6	3	1	0	.417	.235	0
	New Orleans	.302	62	189	35	57	99	10	1	10	24	3	0	5	23	49	18	2	.392	.524	1
	Washington	.143	20	21	2	3	6	0	0	1	1	0	0	0	5	10	2	0	.308	.286	1
2007	GCL Nationals	.467	5	15	3	7	9	2	0	0	1	1	0	0	4	2	1	1	.579	.600	0
	Columbus	.244	49	127	13	31	49	6	0	4	11	2	1	1	16	42	10	3	.331	.386	0
2008	GCL Marlins	.091	3	11	2	1	2	1	0	0	0	0	0	1	1	5	0	0	.231	.182	0
	Las Vegas	.163	13	43	6	7	12	2	0	1	4	0	0	1	7	14	2	1	.294	.279	0
	Albuquerque	.407	9	27	9	11	21	2	1	2	9	0	0	0	1	9	0	0	.429	.778	0
2009	Columbus	.368	8	19	5	7	10	3	0	4	1	0	0	0	2	7	2	2	.429	.526	1
	Long Island*	.202	33	124	11	25	27	2	0	0	5	1	0	3	11	22	2	3	.283	.218	1
MINOR LEAGUE TOTALS		.262	1213	4301	693	1128	1879	212	55	143	540	43	21	81	564	1323	318	90	.355	.437	50
DETROIT TOTALS		.241	72	241	34	58	90	11	3	5	13	7	1	1	20	78	13	2	.300	.373	3
MAJOR LEAGUE TOTALS		.220	144	350	55	77	119	12	3	8	21	7	1	3	27	111	23	2	.281	.340	5

*not included in career totals



63

ROBIN LUND


ASSISTANT PITCHING COACH

BORN: JULY 2, 1972 HOMETOWN: PEACE RIVER, AB, CAN

Opening Day Age: 50

Enters his first season as an assistant pitching coach on the Tigers Major League staff after being named to the position on November 15, 2022.

- Most recently spent four seasons at the University of Iowa, including the last three as the Hawkeyes pitching coach...during his tenure at Iowa, he coached five All-Americans, two Big Ten Pitchers of the Year and one Big Ten Freshman of the Year.
- In 2022, Iowa had one of the best pitching staffs in the country, ranking second nationally in hits allowed per nine innings (6.88), third in strikeouts per nine innings (11.2), fourth in ERA (3.72) and fifth in WHIP (1.29)...the staff led the Big Ten in virtually every pitching category during the season and finished the year with a school-record 609 strikeouts.
- Prior to his time at Iowa, Lund was a volunteer hitting coach for the University of Northern Iowa softball program in 2018.
- Lund, who holds his doctorate in exercise science, was an associate professor in the department of kinesiology at UNI from 2002-18...his main teaching responsibilities were in the areas of biomechanics, anatomy, statistics, and research methods...his research was focused primarily on improving athletic performance.
- Has been a baseball strength and conditioning coach at several stops, including UNI in 2005-06, Lewis Clark State College in 2000-01 and for the Spokane Indians in 1998.
- Earned his bachelor's degree in education from Whitworth College in 1995 and his master's degree in exercise science from Eastern Washington in 1997...completed his Ph.D. in exercise science at the University of Idaho in 2002.
- Is a Certified Strength and Conditioning Specialist and is a past president of the National Strength and Conditioning Association of Iowa.



61 JUAN NIEVES

ASSISTANT PITCHING COACH

BORN: JANUARY 5, 1965

HOMETOWN: SANTURCE, PR

Opening Day Age: 58

Former Position: Pitcher

Years as Professional Player: 9 (1983-1990, 1998)

Entering his third season on the Tigers Major League coaching staff, Nieves begins his fifth season in the organization. With vast experience coaching at the Major and Minor League levels, Nieves works hand-in-hand with pitching coach Chris Fetter and assistant pitching coach Robin Lund to maximize the potential of the club's pitchers.

- In 2022, the Tigers bullpen was one of the best units in the American League throughout the season, finishing with a 3.43 ERA (617.0IP/235ER), which ranked sixth in the AL and eighth in the Majors... Detroit's 3.43 bullpen ERA was the club's lowest since the 1990 team had a 3.26 ERA (505.0IP/183ER).
- In his first season as the Tigers' assistant pitching coach in 2021, the team's ERA dropped from 5.63 in 2020 to 4.32 in 2021, the third-best improvement from any team in the Major Leagues over that span.
- Was named the pitching coach at Triple A Toledo for 2019-20, but spent 2020 working at the club's alternate training site due to the COVID-19 pandemic.
- Prior to joining the Tigers organization he spent three seasons on the Major League staff with Miami, serving as pitching coach...was also the Major League pitching coach with Boston for three seasons (2013-15) and bullpen coach with the White Sox for five seasons (1992-1996).
- Spent nine seasons as a Minor League coach in the White Sox system (1999-2007) and five seasons in the Yankees system (1992-1996).
- Originally signed by Milwaukee in 1983, he later became the second-youngest player in Major League history to throw a no-hitter, completing the feat on April 15, 1987 against Baltimore...over three seasons with the Brewers he posted a combined 32-25 record and 4.71 ERA (490.2IP/257ER), striking out 352 and walking 227.
- Prior to signing with Milwaukee he played at Avon Old Farms High School (CT), where he posted a career 19-1 record with a 1.05 ERA.

RECORD AS A PLAYER

Year	Club	W-L	ERA	G	GS	CG	SHO	SV	IP	H	BF	R	ER	HR	HB	BB	SO	WP	BK	AVG
1983	Beloit	7-1	1.30	12	10	2	2	0	69.1	43	---	11	10	5	2	15	89	0	2	---
1984	Stockton	10-3	3.54	24	24	5	1	0	139.2	137	---	75	55	7	11	63	133	8	1	---
1985	El Paso	8-2	3.53	17	17	5	2	0	120.0	106	---	53	47	10	0	44	91	2	0	---
	Vancouver	8-3	3.80	12	12	0	0	0	68.2	56	---	30	29	9	2	44	54	0	0	---
1986	Milwaukee	11-12	4.92	35	33	4	3	0	184.2	224	834	124	101	17	1	77	116	3	1	.299
1987	Milwaukee	14-8	4.88	34	33	3	1	0	195.2	199	867	112	106	24	2	100	163	4	0	.264
1988	Denver	0-2	2.29	5	3	0	0	0	19.2	11	---	5	5	0	0	7	14	1	2	---
	Milwaukee	7-5	4.08	25	15	1	1	1	110.1	84	458	53	50	13	1	50	73	1	3	.208
1989	Denver	2-1	6.43	3	3	0	0	0	14.0	9	---	10	10	1	0	11	8	0	1	---
1990	Beloit	2-3	3.99	7	7	0	0	0	29.1	29	---	17	13	1	1	6	22	4	0	---
1998	Sioux Falls*	0-3	8.06	5	5	0	0	0	25.2	31	120	25	23	4	1	19	13	1	0	---
MINOR LEAGUE TOTALS		37-15	3.30	80	76	12	5	0	460.2	391	---	201	169	33	16	190	411	15	6	---
MAJOR LEAGUE TOTALS		32-25	4.71	94	81	8	5	1	490.2	507	2159	289	257	54	4	227	352	8	4	.266

* not included in career totals



38 JAMES ROWSON

ASSISTANT HITTING COACH

BORN: SEPTEMBER 12, 1976

HOMETOWN: MOUNT VERNON, NY

Opening Day Age: 46

Former Position: Outfielder

Years as Professional Player: 4 (1995-1998)

Enters his first season as an assistant hitting coach on the Tigers Major League staff after being named to the position on November 15, 2022...the 2023 season will mark his 21st season coaching at the professional level.

- Prior to joining the Tigers, he spent the previous three seasons as the bench coach for the Miami Marlins.
- Served as the hitting coach for the Minnesota Twins from 2017-19...in 2019, the Twins offense hit 307 home runs, the most in Major League history...the club also led the Majors in RBI (906), ranked second in runs (939), hits (1,547), batting average (.270) and slugging percentage (.494).
- The 2019 Twins team also set the club record for most runs scored in a season, extra-base hits and slugging percentage.
- In his first season as Minnesota's hitting coach in 2017, the club scored 815 runs, the fourth most in club history at the time, and his 206 home runs, third most at the time...the team ranked third in the AL in walks (593) and fourth in runs (815) and on-base percentage (.334).
- Served as the New York Yankees Minor League hitting coordinator in 2014-16 and also from 2008-11.
- Spent three seasons with the Chicago Cubs from 2011-13, beginning as Minor League hitting coordinator before being promoted to the Major League hitting coach during the 2012 season.
- Spent his first six seasons in professional coaching from 2002-07 as hitting coach at the Single A and Rookie levels.
- Was selected by Seattle in the ninth round of the 1994 MLB Draft...spent three Minor League seasons in the Mariners (1995-96) and Yankees (1997) organizations before playing for Cook County in the Independent Heartland League in 1998.

RECORD AS A PLAYER

Year	Club	AVG	G	AB	R	H	TB	2B	3B	HR	RBI	SH	SF	HB	BB	SO	SB	CS	OBP	SLG	E
1995	AZL Mariners	.189	30	106	9	20	28	6	1	0	9	1	1	3	6	38	9	2	.250	.264	--
1996	Everett	.221	53	181	30	40	65	9	2	4	24	0	1	3	26	68	4	2	.327	.359	--
1997	Oneonta	.195	12	41	8	8	14	2	2	0	4	0	0	0	4	17	1	0	.267	.342	--
	Greensboro	.286	8	21	1	6	7	1	0	0	2	1	0	0	5	8	0	0	.423	.333	--
	Tampa	.060	25	50	2	3	5	2	0	0	4	1	0	1	4	29	2	1	.146	.100	--
1998	Cook County	.235	50	145	23	34	59	6	2	5	17	0	2	0	11	41	7	2	.285	.407	--
MINOR LEAGUE TOTALS		.193	128	399	50	77	119	20	5	4	43	3	2	7	45	160	16	5	.285	.298	--
INDEPENDENT LEAGUE TOTALS		.235	50	145	23	34	59	6	2	5	17	0	2	0	11	41	7	2	.285	.407	--



98

CHRIS CHINEA

BULLPEN CATCHER


BORN: MAY 3, 1994
HOMETOWN: MIAMI, FL

Opening Day Age: 28

Former Position: Catcher/First Base

Begins his first season on the Tigers staff, serving as a bullpen catcher.

- Duties include catching the Tigers pitching staff during warm-ups and relievers during the game as well as assisting with throwing batting practice.
- Prior to joining the Tigers, Chinea played professionally for seven seasons, most recently for Double A Pensacola and Triple A Jacksonville in the Miami Marlins organization in 2021...he was drafted by the St. Louis Cardinals in the 17th round of the 2015 MLB Draft and spent five seasons in their Minor League system...in 2020, he suited up for the St. Paul Saints of the American Association.
- Attended Louisiana State University, where he was named second team All-SEC and a third team All-American in 2015...helped the Tigers to College World Series appearances in 2013 and 2015.



97

TIM REMES

BULLPEN CATCHER

BORN: JUNE 17, 1992
HOMETOWN: CORAL SPRINGS, FL

Opening Day Age: 30

Former Position: Catcher

Enters his sixth season as a bullpen catcher for the Tigers after being named to the position in February, 2018.

- Duties include catching the Tigers pitching staff during warm-ups and relievers during the game as well as assisting with throwing batting practice.
- Prior to joining the Tigers as bullpen catcher in 2018, he played six seasons at the Minor League level (2012-17) with the organization.
- Attended Santa Fe College in Gainesville, FL...was a two-time all Mid-Florida catcher, posting a .990 fielding percentage and throwing out 65 percent of runners, while posting a .300 batting average and 50 RBI in his collegiate career.

DAN ROSS

Manager, Home Clubhouse

- Enters his 11th season with the Tigers overall, and first in the role of Manager, Home Clubhouse...had worked on the visiting side since joining the organization in March, 2013, first as an assistant clubhouse manager from 2013-21 and then as the Manager, Visiting Clubhouse in 2022.
- Ross' position oversees the day-to-day operation of the home clubhouse, equipment and budget process and he also travels with the team during the regular season.
- He was selected to work the 2019 All-Star Weekend in Cleveland, and was the equipment manager for Team Venezuela during the 2017 World Baseball Classic.
- Prior to joining the Major League clubhouse staff in Detroit, Ross was the clubhouse/equipment manager for Double A Erie during the 2011-12 seasons.
- Graduated from Gannon University in 2010 with a bachelor's degree in sport management.
- The native of Erie, PA resides in Berkley, MI with his wife, Marie.



MARK CAVE

Home Clubhouse Assistant Manager

- Cave enters his 11th season in his current role and 26th overall with the Tigers.
- Assists the home clubhouse manager with a wide range of responsibilities including: equipment management, traveling with the team during spring training and regular season games, budget process, and maintaining the umpire's room.
- Cave has worked for the Tigers since 1997 in multiple roles (with the exception of 1998 when he was with the Astros), including 14 seasons (1999-2012) as the visiting clubhouse assistant manager and one season (1997) as the Gulf Coast League Tigers clubhouse manager.
- Before coming to the Tigers, Cave worked one season each with the Clearwater Phillies (1996) and Piedmont Phillies (1995).
- A native of Dobson, North Carolina, Cave graduated from Liberty University with a degree in sport management and now lives in Canton, Michigan with his wife and two children.



JIM SCHMAKEL

Manager, Visiting Clubhouse

- Enters his 46th season with the Tigers organization and his first in the role of Manager, Visiting Clubhouse.
- Began his baseball career in 1966 as a batboy for the Toledo Mud Hens.
- Was Toledo's home team clubhouse manager for seven years (1967-73) and managed the visitors' side for three more seasons (1976-78).
- Also has an extensive background in the educational field, including a stint as Dean of Boys at Toledo Central Catholic School (1974-76)...was varsity golf, tennis and cross country coach at the school as well as assistant varsity basketball coach.
- Also taught math and served as the varsity boys basketball coach at Woodmore High School in the consolidated school district of Elmore and Woodville, OH in 1976-77.
- Graduated from the University of Toledo with a degree in education.
- 71 years old...is a native of Toledo, OH and now resides in Oakland, MI with his wife, Linda.
- He has three children, Katrina, Bryan and Jay...has nine grandchildren, Joseph, Jonathon and Resa Poremsky and Brandon, Madison, Logan, Olivia, Zoey and Lucia.



KAOLAYAO PRITCHET

Visiting Clubhouse Assistant Manager

- Pritchett enters his second season in his current role and his 11th season working in the Tigers organization.
- Assists the visiting clubhouse manager with a wide range of responsibilities including: equipment management, traveling with the team during spring training and regular season games and budget process.
- Prior to his current role with the Tigers, served as a clubhouse attendant in the visiting clubhouse for nine seasons.
- Has worked as a court attendant for the Detroit Pistons since 2021.
- Graduated from Saginaw Valley State University in December 2018 with a bachelor of arts and behavioral sciences.
- Pritchett resides in Clinton Township, MI with his wife, Katelyn.





RYNE EUBANKS

Head Athletic Trainer

Enters his first season as the Tigers Head Athletic Trainer after being named to the position on November 15, 2022.

- Directs the day-to-day efforts of the club's Major League sports medicine department.
- Joins the Tigers after spending the last nine seasons with the Arizona Diamondbacks organization, including as an assistant athletic trainer for the Major League club for the last three seasons.
- Prior to joining the big league team, he served as the Minor League Medical Coordinator in 2019 and Assistant Minor League Medical Coordinator in 2018.
- Before the 2018 season, he worked for various affiliates throughout the Diamondbacks organization, including Double A Jackson in 2017, Double A Mobile in 2016, Single A Hillsboro in 2015 and AZL D-backs in 2014.
- Holds a pair of degrees from the University of Arkansas, graduating in 2014 with a master's degree in athletic training and in 2012 with a bachelor's degree in kinesiology-exercise science.
- Is a certified member of the National Athletic Trainers Association (NATA).
- Currently resides in metro Detroit with his wife, Amber.



DOUG TETER

Director, Medical Administrator & Lakeland Operations

Enters his first season as the Tigers Director, Medical Administrator and Lakeland Operations after spending the last 17 seasons on the Major League staff, including the last five as head athletic trainer...the 2023 season marks his 31st in the Tigers organization.

- Joined Tigers Head Athletic Trainer Kevin Rand and Assistant Athletic Trainer Steve Carter in being named the Athletic Training Staff of the Year in 2006 by the Professional Baseball Athletic Trainer's Society (PBATS).
- Named the Dwight Lowry Award winner as the Tigers Player Development Man of the Year in 2001.
- Served as the club's rehabilitation coordinator in 1997-98.
- Joined the Tigers in 1993 as a trainer for Single A Fayetteville...served in the same role the following season for Single A Jamestown.
- Worked as the trainer for Single A Lakeland in 1995-96.
- Graduated from Central Michigan University in 1992 with a degree in sports medicine...earned a master's degree in sports medicine and health care from the University of Alabama in 2002.
- A native of Constantine, MI, Teter and his wife, Joya, have three sons, Zachary, Deacon and Matthew.



MATT RANKIN

Assistant Athletic Trainer

Enters his 10th season as the club's Assistant Athletic Trainer and his 28th as a trainer in the Tigers organization.

- Prior to joining the Major League staff he spent 13 seasons as an athletic trainer with Triple A Toledo.
- Tabbed the International League Trainer of the Year by the Professional Baseball Athletic Trainers Society (PBATS) in 2010.
- Joined the Tigers organization in 1996, spending that season with Single A Visalia before serving two years as a trainer with both Single A Jamestown (1997-98) and Single A Lakeland (1999-2000).
- Served as the trainer for Honolulu in the Hawaii Winter League in 1997, Delaware in the Maryland Fall League in 1998, the Phoenix Desert Dogs in the Arizona Fall League in 2006 and the Peoria Saguaros in the Arizona Fall League in 2007.
- Earned a bachelor's degree in community health and a master's degree in athletic training from Ohio University.
- He and his wife, Amy, have a son, Andrew.





CHRIS McDONALD

Assistant Athletic Trainer

Enters his fourth season on the club's Major League training staff and his 23rd as a trainer in the Tigers organization.

- Was tabbed the Minor League Athletic Trainer of the Year by the Professional Baseball Athletic Trainers Society (PBATS) in 2019, International League Trainer of the Year in 2018 and 2019 and the Eastern League Trainer of the Year in 2011.
- Prior to joining the Major League staff, spent six seasons as the trainer for Triple A Toledo...prior to his time with the Mud Hens, he served as the trainer for Double A Erie for eight seasons.
- Interned in athletic training with the Tigers during Spring Training in 2000...worked as the athletic trainer with the Gulf Coast League Tigers (2001), Single A Oneonta (2002) and Single A Lakeland (2003-05).
- Graduated from Bowling Green State University in 2000 with a bachelor's of science in education after majoring in sport management with an emphasis in athletic training.
- A native of Troy, MI he worked as a home clubhouse attendant and bat boy for the Tigers from 1994-99.



DUNCAN EVANS

Physical Therapist

Begins his first season on the Major League staff as a physical therapist and his fourth season in the organization.

- Prior to joining the big league staff, he was based in Lakeland, FL and was the physical therapist for the organization, responsible for rehabs for all Major League and Minor League players on the injured list.
- Before joining the Tigers, he served as a physical therapist and upper extremity specialist at ATI Physical Therapy in Greenville, SC.
- Evans spent one season as a physical therapist in the Kansas City Royals organization, working with both Major League and Minor League players in Surprise, AZ.
- Following completion of physical therapy school, he did a residency in sports medicine under the mentorship of world-renown physical therapists Chuck Thigpen and Ellen Shanley.
- Evans earned his bachelor's degree in exercise science from Georgia College and State University and completed his doctorate in physical therapy from the University of Florida.
- He is a member of the American Physical Therapy Association, Florida Physical Therapy Association and the Professional Baseball Physical Therapist Society, where he is Co-Chair of the Fellowship Committee.
- Evans and his wife, Estey, reside in Tampa, FL with their daughter, Elsie and two Australian Shepherds, Phoenix and Metto.



MAUREEN STOECKLEIN, RD

MLB Nutrition Coordinator

- Enters her second season as the club's Major League Nutrition Coordinator, overseeing all aspects of the club's Major and Minor League nutrition program.
- Works directly with players, coaches and performance staff to enhance on-field ability through individualized nutrition programming and the development of comprehensive nutrition and wellness across the entire organization.
- Collaborates with the Major and Minor League culinary staff to optimize fueling strategies.
- Prior to this position with Detroit, Stoecklein held the title of Performance Dietitian with the New York Mets for three seasons (2018-20)...while with the Mets she oversaw the Major and Minor League nutrition programs, with a focus on assessing and analyzing dietary practices, body composition and energy balance of players in the context of athletic performance.
- In addition to her work with professional athletes, Stoecklein has dedicated significant time to the intersection of public safety and nutrition...has been involved with organizations such as The First Twenty (non-profit organization delivering high performance nutrition information to various police and fire departments), Western Wayne County Public Safety Training Academy (developed eight-week health and wellness program for public safety academy cadets), Stoeck-the Pantry (coordinated and provided first responder resiliency education workshops specific to first responders/tactical athletes nationally and locally).
- Served as a firefighter/paramedic with the Canton Township Fire Department from 2002-22.
- One of four women in the United States selected to be represented in the Brawny Paper towels Strength Has No Gender Campaign.
- Graduated from Madonna University in 1996 with a bachelor's degree in dietetics...is a member of the American Dietetic Association, SCAN (Sports Cardiovascular and Wellness Nutrition) Dietetic Practice Group and CPSDA (Collegiate and Professional Sports Dietitians Association).



NELSON PEREZ

Major League Head Strength & Conditioning Coach

Enters his first season in the Tigers organization, serving as the Major League Strength & Conditioning Coach.

- Responsible for designing and implementing the strength and conditioning program for the Tigers with three major goals of enhancing on-field performance, reducing the risk of injuries through a systematic implementation of exercises, and helping players reach their individual potential to play baseball.
- Prior to joining the Tigers, spent 16 seasons with the Cleveland Guardians, including the last 13 as the Assistant Major League Strength Coach.
- Originally joined the Cleveland organization in 2007 as the Strength Coach at Single A Lake County, working in Kinston and for the AZL Rookie League team in subsequent seasons before transitioning to the Major League team in 2010...he interned with Cleveland's Athletic Training staff in the spring of 2006.
- Was the strength coach for the 2017 World Baseball Classic runner-up Puerto Rican team and served on the Strength & Conditioning Staff at the 2019 All-Star Game.
- Graduated from the University of Puerto Rico-Ponce in 2004, majoring in athletic training and recently received his master's degree in high performance from Australian Catholic University.
- A native of Aguada, PR, he resides in North Ridgeville, OH with his wife, Nilmaris and their three children, Nelson, Tian and Nelina.



SHANE WALLEN

Major League Performance Coach

Begins his first season in the Tigers organization as the club's Major League Performance Coach.

- Designs and implements strength and conditioning programs for Tigers players through collaboration with coaching staff and performance testing/monitoring best practices.
- Prior to joining the Tigers, was the Director of Performance for Bracey Performance, LLC in Chicago.
- Joined the Chicago Cubs prior to the 2019 season as a strength & conditioning coach and was promoted to Major League Head Strength & Conditioning Coach before the 2020 season and continued in that position through the 2021 season.
- Spent three seasons as a strength coach in the NFL, including 2018 as an assistant strength and conditioning coach with the San Francisco 49ers.
- Was a strength and conditioning intern for the Cleveland Browns from 2016 through February, 2018.
- A former running back at Oregon State University, he served as a strength and conditioning intern for the football, baseball and basketball programs from 2014-16...prior to that, he was an assistant strength and conditioning coach for the Butte College football program in Chico, CA, where he was a part of the 2013 National Championship team.
- Earned his bachelor's degree in exercise and sport science from Oregon State University in 2016... earned a general studies associates art degree from Butte College in 2013.
- A native of Chico, CA, he resides in Chicago with his girlfriend, Kristi Dobreff, and their dog, Nash.



**BRIAN BRITTEN****Director, Team Travel**

Enters his 24th season with the Tigers and 11th in his current role after being named to the position on April 8, 2013.

- Responsible for arranging all team travel during the spring, regular and post seasons.
- Spent 13 seasons in the Tigers media relations department, including five as the club's Director of Baseball Media Relations...originally joined the organization in March 2000.
- Directed media operations at the 2005 Major League Baseball All-Star Game at Comerica Park and throughout the postseason for the 2006 American League Champion Tigers, 2011 American League Central Division Champion Tigers and 2012 American League Champion Tigers...has also worked the All-Star Game in 2004 (Houston), 2007 (San Francisco), 2010 (Anaheim) and 2011 (Phoenix).
- Prior to joining the Tigers, spent four years in various capacities with the Toledo Mud Hens.
- Graduated from Bowling Green State University in May, 1999 with a B.S. in education and sport management...named the Outstanding Student in his major in 1999.
- A native of Perrysburg, OH, Britten resides in Royal Oak with his wife, Melissa.

**HEATHER NABOZNY****Head Groundskeeper**

Enters her 25th season as the head of the Tigers grounds crew after joining the club on January 19, 1999.

- According to a survey of teams, she is believed to be the first female Head Groundskeeper in the modern history of Major League Baseball.
- Inducted into the West Michigan Whitecaps Hall of Fame on January 19, 2011.
- Has served on the grounds crew for 20 straight Super Bowls, beginning with Super Bowl XXXVIII at Reliant Stadium in Houston, TX...also served on the grounds crew for the 2010 NFL Pro Bowl at Sun Life Stadium in Miami, FL, the 2010, 2015 and 2016-19 NFL International Series in London and the 2016-19 NFL Mexico Game in Mexico City, Mexico.
- Named one of *Crain's Detroit Business*' 40 under 40 in 2006, as one of the top individuals who have achieved solid business success under the age of 40.
- Received the Dick Ericson Award from the Sports Turf Managers Association (STMA) in 2001, one of the highest awards issued by the association.
- Born in Detroit and raised in Milford, MI, she attended Northern Michigan University and Lansing Community College...graduated from Michigan State's Sports Turf Management Program in 1993.
- Performed an internship at Michigan State in athletic grounds in 1993.
- Worked as a groundskeeper at the Toronto Blue Jays Spring Training camp in Dunedin, FL in 1993 and 1994.
- Joined the Single A West Michigan Whitecaps as Head Groundskeeper in 1994...remained with the Whitecaps until joining the parent club in Detroit.



PLAYERS





70 TYLER ALEXANDER

HT: 6-2 WT: 203 BT: R TH: L BORN: 7/14/1994 IN CHICAGO, IL

LEFTHANDED PITCHER

Opening Day Age: 28

Residence: Southlake, TX

Major League Service: 3.058

Signed Through: 2023

How Obtained: Selected by the Tigers in the second round of the 2015 MLB Draft

SEASON HIGHLIGHTS

Started a career-high 17 games with the Tigers in **2022**.

- Continued to stand out for his ability to limit free passes as he has now allowed just 69 walks in 297.1 innings during his big league career...among active American League pitchers with at least 250.0 innings pitched since July 3, 2019, he ranks seventh in fewest walks allowed and 10th in walk rate (5.5%).
- On the injured list from May 2 (retroactive to April 30)-June 14 with a left elbow sprain.
- Picked up his first win of the season on June 25 at Arizona, throwing 2.0 scoreless innings with one hit allowed, one walk and a strikeout.
- Allowed just two runs over a stretch of nine appearances from June 17-July 23, posting a 2-0 record with a 0.95 ERA (19.0IP/2ER) and eight strikeouts.
- Equaled the longest outing of his career on August 9 vs. Cleveland, throwing 7.0 innings and allowing two runs on seven hits with two strikeouts.
- Posted a 2.81 ERA (48.0IP/15ER) over 15 games between June 1-August 20, which included five starts and 10 relief appearances.
- Carried a no-hitter into the seventh inning and finished with 7.0 scoreless innings, two hits allowed and four strikeouts on September 19 at Baltimore.
- Posted back-to-back stellar starts on September 19 at Baltimore and September 25 at Chicago (AL), combining to allow one run over 13.0 innings with six hits allowed, three walks and nine strikeouts.

Spent the entire **2021** season in the Majors, appearing in a career-high 41 games, including 15 starts.

- Picked up his first win of the season on July 4 vs. Chicago (AL), throwing 2.1 scoreless innings with three strikeouts.
- Notched his second win on August 7 at Cleveland, throwing 5.1 scoreless innings with four hits allowed and four strikeouts...marked his first win as a starting pitcher since September 16, 2019 vs. Baltimore.
- Tied the longest start of his career on August 20 at Toronto, tossing 7.0 innings and allowing one run on four hits with two walks and six strikeouts.
- Made seven appearances, including six starts, during September/October, compiling a 0-2 record with a 2.56 ERA (31.2IP/9ER) and 26 strikeouts.

Played his first full Major League season in **2020**, working primarily out of the bullpen...appeared in 14 games and made a pair of starts.

- Posted a combined 2-3 record and 3.96 ERA (36.1IP/16ER) over his 14 outings, on 39 hits and nine walks, while striking out 34...of his 12 relief appearances, 11 went for multiple innings, over which he was 2-2 with a 3.18 ERA (28.1IP/10ER), walking six and striking out 28.
- Had a historic outing in the first game of the doubleheader on August 2 vs. Cincinnati, tossing 3.2 hitless innings of relief, striking out nine consecutive batters and 10 total...that mark of nine straight punchouts was the longest such stretch in an outing for a reliever in Major League history, tied an American League record (last, Doug Fister, September 27, 2012 vs. Kansas City) and fell one shy of the Major League record of 10 (Tom Seaver, April 22, 1970 vs. San Diego)...the outing marked the first double-digit punchout performance of his career, topping his previous career high of nine (July 27, 2019 at Seattle).

Saw the first Major League action of his career in **2019**, pitching in 13 games, including eight starts, with Detroit...also pitched in 20 games, including 16 starts, with Triple A Toledo.

- Led all Major League rookie pitchers (min. 50.0 innings) with 1.17 walks per nine innings, issuing just seven walks in 53.2 innings pitched.
- Struck out a season-high 12 batters on June 22 vs. Rochester, throwing 7.0 scoreless innings with two hits allowed.
- Named the International League Pitcher of the Week for the week ending June 23...made two starts during the week, throwing 13.2 scoreless innings with six hits allowed, four walks and 15 strikeouts.

- Had his contract selected on July 3 and served as the 26th man in the second game of that day's doubleheader at Chicago (AL)...made his Major League debut that night, allowing two earned runs over 5.0 innings, striking out four...punched out Leury Garcia in the first inning, the first Major League batter he faced.
- Earned the first win of his Major League career on September 16 vs. Baltimore, allowing one run on four hits with three strikeouts in 6.0 innings.
- Had a strong finish to the season, holding opponents to three earned-runs-or-fewer in each of his final seven outings...among rookies with at least 27.0 innings pitched over that span, his 3.29 ERA (27.1IP/10ER) ranked third in the American League and seventh in the Majors...additionally, his four walks over that span led Major League rookies (min. 27.0 IP).

Combined to make 26 appearances, including 24 starts, between Double A Erie and Triple A Toledo in **2018**.

- Began the season with Erie, where he allowed three earned runs-or-less in each of his first eight starts of the season, posting a 3-1 record with a 3.02 ERA (44.2IP/15ER) and 33 strikeouts.
- Started five games with Toledo in July, compiling a 0-2 record with a 3.86 ERA (32.2IP/14ER) and 20 strikeouts.

Spent the entire **2017** season with Double A Erie, appearing in 27 games, including 26 starts.

- Ranked third in the Eastern League in games started, while he was fifth in strikeouts (120) and 10th in innings pitched (138.1).
- Threw the first complete game of his career on June 25 at Bowie, striking out eight and allowing five runs on eight hits in 7.0 innings.
- Turned in his longest outing of the season on August 2 at Altoona, tossing 7.1 shutout innings with three hits allowed and eight strikeouts.

Pitched in 25 games, including 24 as a starter, between Single A Lakeland and Double A Erie in **2016**.

- Named a Tigers organization All-Star by MiLB.com.
- Selected to the Florida State League midseason All-Star Team.
- Did not allow an earned run in five consecutive starts from April 29-May 22, throwing 31.0 innings during that span.
- Named the Tigers Minor League Pitcher of the Month for May, posting a 3-0 record with a 0.29 ERA (31.0IP/1ER) and 26 strikeouts.
- Tabbed Florida State League Pitcher of the Week for the week ending July 31 after throwing 6.0 shutout innings with two hits allowed and three strikeouts on July 30 at St. Lucie.
- Ranked as the fourth-best prospect in the Tigers organization by *Baseball America* following the season.

Completed his first season of professional baseball in **2015**, making 12 starts with Single A Connecticut.

- Tabbed a short season All-Star by *Baseball America* and was named to the New York-Penn League midseason All-Star Team.
- Did not allow more than one earned run in any of his 12 starts during the season.
- Began his professional career by not allowing a run in his first four starts, throwing 13.0 scoreless innings over that span.
- Ranked as the No. 28 prospect in the Tigers organization and the No. 12 prospect in the New York-Penn League by *Baseball America* following the season.

AMATEUR HIGHLIGHTS

- Played collegiately at Texas Christian University, where he earned honorable mention All-Big 12 honors as a sophomore in **2015** and was named a freshman All-American and second team All-Big 12 in **2014**.
- Graduated from Southlake Carroll High School, and was District 4-5A co-MVP and first team All-State as a senior...was named area Pitcher of the Year as a junior and senior.

TRANSACTIONS

- Selected by the Tigers in the 23rd round of the 2013 MLB Draft out of Carroll High School (TX), but did not sign
- Selected by the Tigers in the second round of the 2015 MLB Draft out of Texas Christian University (signing scout: Matt Lea)
- On injured list, April 30-June 14, 2022 (left elbow sprain)



TYLER JOHN ALEXANDER'S CAREER RECORD

Year	Club	W-L	ERA	G	GS	CG	SHO	SV	IP	H	TBF	R	ER	HR	HB	BB	SO	WP	BK	AVG
2015	Connecticut	0-2	0.97	12	12	0	0	0	37.0	17	135	7	4	3	1	5	33	0	0	.133
2016	Lakeland	6-7	2.21	19	18	0	0	0	102.0	87	407	36	25	7	3	16	82	0	0	.226
	Erie	2-1	3.15	6	6	0	0	0	34.1	36	138	13	13	4	1	4	23	0	0	.273
2017	Erie	8-9	5.07	27	26	1	0	0	138.1	178	614	95	78	20	7	23	120	3	1	.309
	Erie	3-2	3.75	9	9	0	0	0	48.0	64	212	22	20	7	2	9	35	1	0	.325
2019	Toledo	3-6	4.79	17	15	0	0	0	92.0	120	399	58	49	9	3	13	60	0	0	.319
	Toledo	5-10	5.13	20	16	0	0	0	98.1	112	433	57	56	18	11	23	108	2	0	.284
	DETROIT	1-4	4.86	13	8	0	0	0	53.2	68	235	30	29	9	2	7	47	1	0	.302
2020	DETROIT	2-3	3.96	14	2	0	0	0	36.1	39	152	16	16	8	4	9	34	0	0	.283
2021	DETROIT	2-4	3.81	41	15	0	0	0	106.1	106	451	47	45	16	4	28	87	2	0	.255
2022	Toledo#	1-1	8.00	5	1	0	0	0	9.0	12	41	8	8	1	1	1	8	0	0	.308
	DETROIT	4-11	4.81	27	17	0	0	0	101.0	108	427	58	54	18	1	25	61	0	0	.275
MINOR LEAGUE TOTALS		28-38	4.06	115	103	1	0	0	559.0	626	2379	296	252	69	29	94	469	6	1	.281
MAJOR LEAGUE TOTALS		9-22	4.36	95	42	0	0	0	297.1	321	1265	151	144	51	11	69	229	3	0	.274

MAJOR LEAGUE CAREER FIELDING

	G	TC	PO	A	E	DP	PCT
Pitcher	95	30	7	22	1	1	.967

MAJOR LEAGUE CAREER HIGHS

Longest Winning Streak in Games with Decision: 2 (twice) - last, June 25-July 4, 2022 (Game 2)

Longest Losing Streak in Games with Decision: 6 - August 13, 2021-April 29, 2022

Strikeouts: 10 - August 2, 2020 vs. Cincinnati (Game 1)

Walks: 4 - September 30, 2022 vs. Minnesota

Innings (starter): 7.0 (four times) - last, September 19, 2022 at Baltimore

Innings (relief): 4.0 (twice) - last, September 10, 2019 vs. New York (AL)



73

ELVIS ALVARADO

NON-ROSTER INVITEE

HT: 6-4 WT: 183 BT: R TH: R BORN: 2/23/1999 IN SAN IGNACIO DE SABANETA, DR

RIGHTHANDED PITCHER

Opening Day Age: 24 Residence: San Ignacio de Sabaneta, DR

Major League Service: 0.000 Signed Through: 2023

How Obtained: Selected by the Tigers from Seattle in the Minor League phase of the Rule 5 Draft on December 8, 2021

SEASON HIGHLIGHTS

Combined to pitch in 49 games between Single A Lakeland, Single A West Michigan and Double A Erie in 2022.

- Pitched in 10 games for West Michigan in June, compiling a 2-1 record with four saves, a 1.46 ERA (12.1IP/2ER) and 16 strikeouts.
- Did not allow an earned run in 18 consecutive appearances from June 14-August 14, throwing 22.0 innings and giving up eight hits with 25 strikeouts.
- Made four appearances with Estrellas de Oriente in the Dominican Winter League and did not allow a run in 7.0 innings, giving up four hits with seven strikeouts.

Spent the entire 2021 season with Single A Modesto, seeing time in 31 games.

- Pitched in six games during August and had a 2.63 ERA (13.2IP/4ER) and nine strikeouts.

Worked out remotely during the 2020 season as a result of the COVID-19 pandemic.

Began the 2019 season in the Nationals organization before being acquired by the Mariners on July 31.

- Made 13 appearances during the season with 10 of those lasting 2.0 innings-or-longer.
- Went 0-1 with a 2.25 ERA (12.0IP/3ER) and 13 strikeouts in five appearances, including one start, during August.

Began his professional career in 2018 with the GCL Nationals, pitching in 10 games.



TRANSACTIONS

- Signed by Washington as a non-drafted free agent on July 10, 2015
- Acquired by Seattle along with Aaron Fletcher and Taylor Guilbeau from Washington in exchange for Roenis Elias and Hunter Strickland on July 31, 2019
- Selected by the Tigers from Seattle in the Minor League phase of the Rule 5 Draft on December 8, 2021

ELVIS ERNESTO ALVARADO'S CAREER RECORD

Year	Club	W-L	ERA	G	GS	CG	SHO	SV	IP	H	TBF	R	ER	HR	HB	BB	SO	WP	BK	AVG
2018	GCL Nationals	0-0	6.59	10	0	0	0	0	13.2	15	73	15	10	1	3	12	13	6	3	.263
2019	GCL Nationals	2-2	6.00	7	2	0	0	0	15.0	10	76	12	10	0	4	16	19	5	0	.185
	AZL Mariners	0-1	2.25	5	1	0	0	0	12.0	10	49	4	3	0	2	3	13	1	0	.233
	West Virginia	0-0	5.40	1	0	0	0	0	1.2	1	6	1	1	1	0	0	2	0	0	.167
2020	Did Not Play																			
2021	Modesto	0-2	6.60	31	1	0	0	0	45.0	60	231	43	33	3	7	32	33	5	0	.323
2022	Lakeland	0-1	2.25	6	0	0	0	1	8.0	7	35	2	2	0	0	4	8	3	0	.226
	West Michigan	3-1	1.86	23	0	0	0	7	29.0	25	116	8	6	1	0	7	32	1	0	.229
	Erie	5-1	3.97	20	1	0	0	2	22.2	16	93	11	10	2	2	7	23	5	0	.200
MINOR LEAGUE TOTALS		10-8	4.59	103	5	0	0	10	147.0	144	679	96	75	8	18	81	143	26	3	.254



60

AKIL BADDOO

HT: 6-1 WT: 214 BT: L TH: L BORN: 8/16/1998 IN SILVER SPRING, MD

OUTFIELDER

Opening Day Age: 24 Residence: Conyers, GA
Major League Service: 1.119 Signed Through: 2023

How Obtained: Selected by the Tigers from Minnesota in the Major League phase of the Rule 5 Draft on December 10, 2020

SEASON HIGHLIGHTS

Saw time with both Detroit and Triple A Toledo in **2022**, playing in 73 games with the Tigers and 30 with the Mud Hens.

- Hit his first home run of the season in the fifth inning on April 13 vs. Boston...the homer had a launch angle of 22 degrees, the lowest launch angle for a home run in his career.
- Sidelined from May 21-June 7 with a right abdomen strain.
- Launched a pair of home runs and drove in three for Toledo on July 2 vs. Louisville.
- Knocked a go-ahead RBI single in the 10th inning on August 1 at Minnesota...marked his second career go-ahead hit in extra innings (other, April 6, 2021 vs. Minnesota).
- Celebrated his birthday in style on August 16 at Cleveland, recording a pair of hits and becoming the first Tigers player to have multiple hits on his birthday since Miguel Cabrera did so in both 2018 and 2019.
- Stole a pair of bases in the win at Seattle on October 3...was his second career game with multiple stolen bases (other, July 2, 2021 vs. Chicago (AL)).

Put together an impressive rookie season in **2021**, playing in 124 games.

- Among rookies with at least 300 at-bats, he ranked third in stolen bases (18) and walk rate (9.8%), fifth in on-base percentage (.330), sixth in batting average (.259), eighth in OPS (.766) and ninth in slugging percentage (.436).
- Hit seven triples, which ranked tied for second in the American League and tied for fourth in the Majors...his seven three-baggers were the most by a Major League rookie since Trea Turner had eight in 2016 and the most by a Tigers rookie since Austin Jackson had 10 in 2010.
- Finished the season with 18 stolen bases, which were the most by a Tigers rookie since Quintin Berry swiped 21 bags in 2012.
- Earned a spot on an Opening Day roster at the Major League level for the first time in his career.
- Made his Major League debut on April 4 vs. Cleveland and wasted little time making an impact, sending the first pitch he saw from Aaron Civale over the left field fence for a solo home run...according to the Elias Sports Bureau, he became the first Major League player to homer on the first pitch he saw in the big leagues since Chicago (NL)'s Willson Contreras on June 19, 2016...also became the ninth player in Tigers history to homer in his first Major League plate appearance (last, Sergio Alcántara in 2020).
- Continued the storybook start to his big league career on April 5 vs. Minnesota, hitting a grand slam in the ninth...became the first player in franchise history to homer in each of his first two MLB games...according to the Elias Sports Bureau, he was the third player in the Modern Era (since 1900) to hit at least one homer in each of his first two games with at least one of them being a grand slam, joining Kevin



Kouzmanoff (2006) and Dick Stuart (1985)...additionally, he was the first Major Leaguer in the Modern Era to homer in each of his first two MLB games with both coming from the No. 9 spot in the batting order...became the fifth player in Tigers history to drive in four-or-more runs in either of his first two career games (last, Alex Avila on August 7, 2009).

- Hit a walk-off single in the bottom of the 10th inning on April 6 vs. Minnesota...according to the Elias Sports Bureau, Baddoo became the first Major League player in the Modern Era to begin his big league career with multiple homers, including a grand slam, and a walk-off hit within his first three Major League games...was the first Tigers rookie to have a walk-off hit since Dixon Machado on September 18, 2015 vs. Kansas City.
- Drove in at least one run in each of the first four games of his Major League career, becoming just the fourth player in franchise history to do so, joining Dale Alexander (seven straight in 1929), Ron Cash (four in 1973) and Don Ross (four in 1938)...was the first big league player to begin his career with a RBI in his first four games since Seattle's Kyle Lewis in 2019.
- Blasted his longest homer of the season on April 12 at Houston, a 450-foot shot...was the longest by a Tigers rookie in the Statcast Era (2015-present).
- Hit his fourth home run of the season on April 13 at Houston...according to the Elias Sports Bureau, he became the only Tigers player to have four-or-more homers in the first eight games of his career.
- Drove in at least one run in seven of his first nine games, becoming the second player in franchise history to do so, joining Dale Alexander (1929), and the ninth Major League player to accomplish the feat (last, Jorge Soler, 2014).
- Hit his third triple of the season on April 26 vs. Kansas City, becoming the only MLB player since 1901 to have at least four doubles, three triples and four home runs within his first 17 career games.
- Posted a career-best, 11-game hitting streak from June 9-24, hitting .425/.500/.575 with six doubles and two RBI.
- Became just the third Tigers rookie since 1933 to have 20-or-more extra-base hits and 10-or-more stolen bases prior to the All-Star break, joining Austin Jackson (2010) and Jake Wood (1961).
- Sidelined from August 11-24 with a concussion.
- Hit his first career leadoff homer on September 17 at Tampa Bay.

Worked out remotely during the **2020** season as a result of the COVID-19 pandemic.

- Ranked as the No. 14 prospect in the Tigers organization by *Baseball America* following the season.

Played in just 29 games with Single A Fort Myers in **2019** due to injury.

- On the injured list from May 12-September 16 with a left forearm strain.
- Rated as the 20th-best prospect in the Minnesota Minor League system by *Baseball America* following the season.

Spent the entire **2018** season with Single A Cedar Rapids, leading the team with 113 games played.

- Scored the winning run on a walk-off sacrifice fly on April 7 vs. Quad Cities...the run was the first scored of the season under the new Minor League extra-inning rule, which places a runner on second base to start the 10th inning.
- Sidelined from May 21-28 with a right hamstring spasm.
- Had four hits, including a double and two triples, on June 2 at Burlington.
- Posted an 11-game hitting streak from June 26-July 8, batting .408/.463/.714 with four doubles, two triples and two RBI.
- Helped clinch the first round victory over Beloit in the Midwest League playoffs by going 3x4 with a double, a RBI and a run scored in Game 2.
- Ranked as the No. 19 prospect in the Twins organization and the No. 18 prospect in the Midwest League by *Baseball America* following the season.

Combined to play in 53 games between the GCL Twins and Rookie-level Elizabethton in **2017**.

- Named a *Baseball America* Rookie All-Star and a Twins Organization All-Star by MiLB.com.
- Compiled a 13-game hitting streak from July 31-August 19, during which he batted .460/.557/.680 with six RBI.
- Selected the MiLB.com Appalachian League Player of the Month for August after hitting .389/.504/.622 with 13 doubles, one triple, two home runs and 13 RBI.
- Ranked as the 11th-best prospect in the Twins system and the No. 7 prospect in the Appalachian League by *Baseball America*.

Began his professional career in **2016** with the GCL Twins, playing in 38 games.

- On the injured list from July 12-20 with a left hamstring strain.
- Ranked as the No. 16 prospect in the Twins organization by *Baseball America* following the season.

AMATEUR HIGHLIGHTS

- Was rated the 63rd-best prospect by *Baseball America* entering the 2016 MLB Draft...was named a Rawlings-Perfect Game second team All-American and to the Southeast All-Region First Team in **2016** and a Perfect Game Underclass High Honorable Mention in **2015**.

**TRANSACTIONS**

- Selected by Minnesota in lottery round B (74th overall) of the 2016 MLB Draft out of Salem High School (GA)
- On injured list, July 12-20, 2016 (left hamstring strain)
- On injured list, May 21-28, 2018 (right hamstring spasm)
- On injured list, May 12-September 16, 2019 (left forearm strain)
- Selected by the Tigers from Minnesota in the Major League phase of the Rule 5 Draft on December 10, 2020
- On injured list, August 11-23, 2021 (concussion)
- On injured list, May 21-June 7, 2022 (right abdomen strain)

AKIL NEEDMON BADDOD'S CAREER RECORD

Year	Club	AVG	G	AB	R	H	TB	2B	3B	HR	RBI	SH	SF	HB	BB	SO	SB	CS	OBP	SLG	E
2016	GCL Twins	.178	38	107	15	19	29	0	2	2	15	0	1	1	18	36	8	1	.299	.271	2
2017	GCL Twins	.267	20	75	18	20	33	4	3	1	10	0	0	2	9	13	4	0	.360	.440	0
	Elizabethton	.357	33	126	39	45	73	15	2	3	19	0	1	3	27	19	5	4	.478	.579	0
2018	Cedar Rapids	.243	113	437	83	106	183	22	11	11	40	2	3	1	74	124	24	5	.351	.419	1
2019	Fort Myers	.214	29	117	15	25	46	3	3	4	9	0	1	1	12	39	6	2	.290	.393	2
2020	Did Not Play																				
2021	Toledo	.143	4	14	2	2	3	1	0	0	2	0	0	0	4	5	1	0	.333	.214	0
	DETROIT	.259	124	413	60	107	180	20	7	13	55	0	3	0	45	122	18	4	.330	.436	3
2022	West Michigan#	.000	3	10	0	0	0	0	0	0	0	0	0	0	1	5	0	0	.091	.000	0
	Toledo	.300	30	110	14	33	55	9	2	3	15	0	1	1	19	26	7	4	.405	.500	0
	DETROIT	.204	73	201	30	41	54	3	2	2	9	0	0	0	24	64	9	6	.289	.269	2
	MINOR LEAGUE TOTALS	.251	270	996	186	250	422	54	23	24	110	2	7	9	164	267	55	16	.360	.424	5
	MAJOR LEAGUE TOTALS	.241	197	614	90	148	234	23	9	15	64	0	3	0	69	186	27	10	.316	.381	5

MAJOR LEAGUE CAREER FIELDING

	G	TC	PO	A	E	DP	PCT
Outfield	182	427	418	4	5	1	.988

MAJOR LEAGUE CAREER HIGHS

Hits: 3 (three times) - last, June 30, 2021 at Cleveland (Game 1)

Home Runs: 1 (15 times) - last, September 20, 2022 at Baltimore

RBI: 4 (twice) - last, July 19, 2021 vs. Texas

Stolen Bases: 2 (twice) - last, October 3, 2022 at Seattle

Hitting Streak: 11 - June 9-24, 2021



28

JAVIER BÁEZ

HT: 6-0 WT: 190 BT: R TH: R BORN: 12/1/1992 IN BAYAMON, PR

INFIELDER

Opening Day Age: 30 Residence: Dorado, PR

Major League Service: 7.089 Signed Through: 2027

How Obtained: Signed by the Tigers as a free agent on December 1, 2021

CAREER HIGHLIGHTS

The 2023 season will mark Báez's 13th professional season and his second with the Tigers...also marks the second year of a six-year contract he signed with Detroit on December 1, 2021.

- Selected to the National League All-Star Team twice, starting at second base in 2018 and shortstop in 2019...became the first player in MLB history to start at second base and shortstop in consecutive seasons...participated in the Home Run Derby in 2018.
- Earned his first career Rawlings Gold Glove Award as a shortstop in 2020.
- Won the National League Silver Slugger Award for second basemen in 2018 and finished second in voting for the NL Most Valuable Player Award that season.
- Earned Co-MVP honors in the 2016 NLCS after going 7x23 with four doubles and five RBI...for his career has played in 36 postseason games.
- Named NL Player of the Week for the week ending July 1, 2018.
- Represented Puerto Rico during the 2017 and 2023 World Baseball Classic.
- Played for the World Team in the 2014 MLB Futures Game at Target Field in Minneapolis...hit a two-run home run in the game.

SEASON HIGHLIGHTS

Completed his first season with the Tigers in **2022**, playing in 144 games.

- Recorded a walk-off single in the bottom of the ninth on Opening Day against the White Sox...marked his sixth career game-ending hit (last, July 26, 2021 vs. Cincinnati)...also became the first player to have a walk-off hit in his Tigers debut since Alex Gonzalez in 2014.
- Hit his first home run as a Tiger and the 150th of his career on April 11 vs. Boston, a go-ahead, two-run shot in the eighth inning.
- Sidelined from April 16 (retroactive to April 13)-24 with a right thumb sprain.
- Drove in a season-high four runs on April 26 at Minnesota, going 2x3 with a three-run homer and a RBI double...marked his 14th career game with four-or-more RBI.
- Reached base four times on June 11 vs. Toronto, going 1x1 with three walks, the first time he's drawn three unintentional walks in a game in his career.
- Had a pair of stolen bases on June 19 vs. Texas...also notched a multi-stolen base game on August 16 at Cleveland.
- Posted his first three-hit game of the season on June 21 at Boston, finishing a double shy of the cycle, going 3x5 with a triple, a home run and a RBI.
- Launched the seventh grand slam of his career on June 24 at Arizona...the home run traveled 459 feet, the longest by a Tigers player during the season...homered in three straight games from June 21-24, joining Carlos Guillen and Dick McAuliffe as the only three Tigers shortstops to go deep in three consecutive games.
- Voted Tigers Player of the Month for June, hitting .256/.295/.512 with five doubles, two triples, four home runs and 12 RBI...led all Tigers with 0.7 fWAR in the month and ranked second with a 132 wRC+.
- Drove in the 500th run of his big league career on July 13 at Kansas City.
- Had a go-ahead RBI single in the 10th inning on September 6 at Los Angeles (AL)...was the eighth go-ahead hit in extra innings in his career.
- Played in the 1,000th game of his Major League career on September 28 vs. Kansas City.
- Voted Tigers Player of the Month for September, hitting .310/.337/.530 with three doubles, two triples, five home runs and 16 RBI.

Began the **2021** season with the Cubs before being traded to the Mets at the trade deadline.

- Was one of four Major Leaguers to finish the season with at least 31 home runs, 87 RBI and 18 steals, joining Shohei Ohtani, José Ramírez and Fernando Tatis Jr.
- Ranked ninth in the National League with 18 stolen bases.
- Due to stats from New York (NL)'s resumed suspended game on August 31 counting for April 11, Elias Sports Bureau notes that he is the second player since 1920 when RBI became an official stat to be credited with a RBI for two teams on the same date (also, Cliff Johnson, May 28, 1990 for Cleveland and Chicago (NL))...Johnson is also the only other player since 1900 to score a run for two teams on the same date...Báez is credited with two runs and two RBI on April 11, one apiece for both the Mets and Cubs.
- Launched a grand slam against New York (NL) on April 21.
- Belted a pair of homers on May 31 vs. San Diego...also had two homers on July 6 vs. Philadelphia.
- Recorded his fifth career walk-off hit on July 26 vs. Cincinnati, a pinch-hit, bases-loaded RBI single.
- Hit a two-run home run in his Mets debut on July 31 vs. Cincinnati, making him the 30th player in franchise history to homer in his first game with the team.
- On the injured list from August 12-22 with a lumbar spine muscle strain.
- Reached base safely in a career-high 23 straight games from September 5-30 and had a 13-game hitting streak from September 14-29, the second longest of his career.
- Posted his best month of the season in September, hitting .361/.441/.577 with six doubles, five home runs and 14 RBI...ranked fifth in the majors in batting average and ninth in on-base percentage.

Played in all but one of the Cubs 60 games during the shortened **2020** season.

- Won his first career Rawlings Gold Glove Award as a shortstop...led NL shortstops with four outs above average and was second with seven defensive runs saved.
- Had a pair of multi-homer games during the season, on July 28 at Cincinnati and August 24 at Detroit... became just the fourth Cubs shortstop since 1901 to record multiple games with at least nine total bases in a season, joining Ray Smalley in 1950, Ernie Banks (five times) and Starlin Castro in 2014.
- Recorded a walk-off single in the 11th inning on August 2 vs. Pittsburgh and a game-winning single in the 10th inning on September 16 vs. Cleveland.
- Played in both games of the Cubs NL Wild Card Series vs. Miami, going 1x8.

Voted a starter in the All-Star Game for the second straight season in **2019**, starting at shortstop for the National League.

- Had a team-best .333 (38x114) batting average with runners in scoring position, including a .408 (20x49) average with RISP and two outs.
- Recorded a .973 fielding percentage (15E/546TC) in 129 games at shortstop...committed just two errors in 153 total chances in his final 38 games in the field from July 20-September 1.
- Homered twice on Opening Day at Texas, becoming the seventh Cub ever to hit multiple homers in the

team's first game, and the first since Corey Patterson in 2003...was just the fifth Cubs shortstop to homer on Opening Day and the first since Rey Sanchez on April 1, 1996 vs. San Diego.

- Finished the season-opening, three-game series at Texas with six hits, five runs, two homers, six RBI and two stolen bases, becoming just the third Cub in the last 100 years to collect those totals in a three-game series, joining Joe Marty in 1937 vs. Philadelphia and Andre Dawson in 1987 against Houston.
- Finished March/April with nine home runs, the second-most by a Cub before May, surpassed only by Alfonso Soriano's 10 homers prior to May in 2011.
- Posted a career-best, 15-game hitting streak from May 1-17, batting .381/.420/.619 with nine doubles, two home runs and eight RBI...was the longest streak by a Cub that season.
- Left the May 19 game at Washington with a right heel bruise and played through it for the rest of the season...was hitting .319 (59x185) with a .953 OPS in his first 44 games through May 19...batted .260 (90x346) with a .789 OPS in his final 94 games.
- Recorded a pinch-hit, walk-off RBI single on May 21 vs. Philadelphia...was his second career walk-off RBI.
- Belted his 100th career homer on June 23 vs. New York (NL), a game-winning, three-run shot in the bottom of the eighth.
- Hit his fifth career grand slam on June 29 at Cincinnati.
- Recorded his sixth career multi-homer game on August 5 vs. Oakland, the fifth anniversary of his Major League debut at Colorado.
- Suffered a hairline fracture in his left thumb on September 1 and missed the rest of the season...at the time of his injury, he ranked second in the NL in doubles (38) and was tied for sixth in extra-base hits (71) and game-winning RBI (12).

Enjoyed a breakout season in **2018**, establishing career highs in nearly every offensive category, including games played (160), hits (176), doubles (40), triples (9), home runs (34) and RBI (111).

- Earned his first All-Star Game selection, starting at second base for the National League...was the leadoff hitter for the NL and went 1x3...also participated in the Home Run Derby, hitting 16 homers in the first round, but came up short to Max Muncy's 17 long balls.
- Led the NL in RBI, becoming the first Cub to do so since Sammy Sosa had 160 RBI in 2001...also ranked second in extra-base hits (83), tied for second in triples, third in total bases (336), fourth in slugging percentage (.554), tied for sixth in doubles, tied for seventh in homers, eighth in runs scored and tied for eighth in games played.
- Finished second in voting for the NL Most Valuable Player Award.
- Became the first player in franchise history to reach 40 doubles, 30 homers and 20 stolen bases in a season...became the first player in Major League history to reach 40 doubles, nine triples, 34 homers, 111 RBI and 21 stolen bases in a single season.
- Was only the fifth Cub to have a 30-homer, 100-RBI season before or in their age 25 season, joining Ernie Banks (1955), Kris Bryant (2016), Anthony Rizzo (2015) and Ron Santo (1964, 1965).
- Became the first Cub with at least 20 homers and 20 steals since Corey Patterson in 2014.
- Became just the fourth Cubs middle infielder to reach the 30-homer mark, joining Rogers Hornsby in 1929, Ernie Banks (five times from 1955 and 1957-60) and Ryne Sandberg (twice in 1989-90)...was also only the third middle infielder in franchise history to reach 111 RBI, the first since Ernie Banks drove in 117 runs in 1960.
- Had consecutive multi-homer games on April 10-11 vs. Pittsburgh, the first player in club history to do so while manning a middle infield position...was the first Cubs player to have back-to-back multi-homer games since Alfonso Soriano on May 16-17, 2008 vs. Pittsburgh.
- Posted an 11-game hitting streak from April 14-28, batting .400/.400/.760 with seven doubles, one triple, three home runs and 16 RBI.
- Reached 25 RBI prior to May 1, just the third Cub to do so in franchise history (Billy Williams, 25, 1970 and Derrek Lee, 28, 2005).
- Hit his 10th home run of the season in the team's 32nd game of the year on May 7 vs. Miami...was the fewest amount of team games for any second baseman to reach the 10-homer plateau in franchise history...the only Cubs middle infielder to reach 10 round-trippers in fewer team games is Ernie Banks (10 in 30 games in 1956).
- Recorded his third career steal of home, second in the regular season, on June 3 at New York (NL).
- Went 4x5 with a double, two home runs, including a grand slam, and five RBI on June 26 at Los Angeles (NL)...also had a five-RBI performance on July 14 at San Diego.
- Hit his 25th homer of the season in his 110th game on August 5 at Kansas City...became the third-fastest Cubs second baseman to 25 homers in a season, surpassed only by Ryne Sandberg in 1990 (92 games) and Rogers Hornsby in 1929 (106 games).
- Went 1x5 with a double and a RBI in the NL Wild Card Game vs. Colorado.

Made an Opening Day roster at the Major League level for the first time in his career in **2017**, appearing in 145 games.

- Finished a double shy of the cycle on May 2 vs. Philadelphia, going 4x4 with a triple, a homer and three RBI...also had four hits on September 13 vs. New York (NL).
- Belted his third career grand slam on May 18 vs. Cincinnati off Amir Garrett...finished the contest 3x3 with five RBI.



- Hit his first career inside-the-park home run on August 7 at San Francisco.
- Recorded a straight steal of home on August 30 vs. Pittsburgh...marked the first by a Cubs player since Starlin Castro on July 15, 2010 vs. Philadelphia.
- Played in 10 games during the postseason...went 2x3 with two solo home runs in Game Four of the NLCS vs. Los Angeles (NL), becoming the fifth player in Cubs history with a multi-homer game in the postseason.

Completed his first full season in the Majors in **2016**, playing in 142 games.

- Made at least 20 starts at second base, third base and shortstop, becoming just the fourth Cub since 1913 to do so, joining Rollie Zelder (1917), Sparky Adams (1927) and Jose Vizcaino (1993).
- Began the season on the injured list from March 25-April 15 with a left thumb contusion.
- Hit his first career walk-off homer in the 13th inning on Mother's Day, May 8 vs. Washington...also homered on Father's Day, June 19 vs. Pittsburgh, becoming the first Cubs batter to hit a home run on both Mother's Day and Father's Day since Jose Cardenal in 1973.
- Connected for his first career grand slam in the 15th inning on June 28 at Cincinnati...was the latest by inning in Cubs franchise history, edging out a 14th-inning grand slam by Cliff Johnson in 1980 in a suspended game vs. Montreal.
- Had the first two four-hit games of his career on June 8 at Philadelphia and August 29 vs. Pittsburgh.
- Collected a career-high six RBI, including his second career grand slam, on September 26 at Pittsburgh.
- Started every postseason game at second base, batting .265 (18x68) with four doubles, two home runs and eight RBI.
- Hit a game-winning homer in the eighth inning of a 1-0 win in Game One of the NLDS vs. San Francisco...according to the Elias Sports Bureau, became the 12th player to homer in a 1-0 postseason game, and just the third to do so in a team's final at-bat.
- Named Co-MVP of the NLCS after batting .318 (7x22) with four doubles, five RBI and an .833 OPS in six games...stole home in the second inning of Game One, becoming just the second Cub to do so in postseason play, and the first in 109 years since Jimmy Slagle in Game Four of the 1907 World Series vs. Detroit.
- Belted a solo homer in Game Seven of the World Series, extending the Cubs lead to 4-1.

Spent most of the **2015** season with Triple A Iowa, playing in 70 games...also appeared in 28 games with the Cubs.

- Hit a pair of solo home runs on May 24 vs. Tacoma, June 2 at Albuquerque and July 28 at Nashville.
- Sidelined from June 8-July 28 with a non-displaced fracture in his left ring finger.
- Posted a 16-game hitting streak from August 15-30, batting .444/.467/.569 with three doubles, two home runs and 14 RBI.
- Was a September call-up for the Cubs, playing 17 games (five starts) at second base, eight games (five starts), at shortstop, 11 games (six starts) at third base and one game at first base...committed just two errors in 76 chances (.974 fielding percentage).
- Hit a go-ahead, three-run home run in the second inning of Game Four of the National League Division Series vs. St. Louis...appeared in six games during that year's postseason, hitting .333 (5x15) with a homer and three RBI.

Saw his first Major League action in **2014**, playing in 52 games with the Cubs.

- Named a Cubs Organization All-Star by MiLB.com.
- Hit nine home runs in 52 games with the Cubs, ranking tied for fourth among National League rookies.
- On the injured list from April 11-20 with a left ankle sprain.
- Hit safely in 15 straight games with Triple A Iowa from July 2-21, batting .306/.343/.645 with six doubles, five home runs and 14 RBI.
- Made his Major League debut on August 5 at Colorado and hit a game-winning solo home run in the 12th inning to break a 5-5 tie...became the first player in franchise history to hit an extra-inning home run in his debut, and the first player in the Majors to hit a go-ahead homer in the 12th inning-or-later in his debut since Minnesota's Kent Hrbek on August 24, 1981 at New York (AL)...became the fourth player in Major League history to hit a go-ahead homer in extra innings in his big league debut, joining Florida's Miguel Cabrera (2003), Hrbek and California's Billy Parker (1971).
- Launched two home runs on August 7 at Colorado, recording his first multi-homer performance in just his third career game...became the first player in franchise history to hit three long balls in his first three career games...was also just the second Major League player since 1900 to do so, joining St. Louis' Joe Cunningham in 1954...Jorge Soler would also accomplish this later in the month.
- Played for Cangrejeros de Santurce in the Puerto Rican Winter League, hitting .233/.306/.442 with three doubles, two home runs and seven RBI in 11 games.
- Ranked as the No. 3 prospect in the Pacific Coast League by *Baseball America* following the season...also voted as the best power prospect and having the best infield arm in the PCL.

Named the Cubs Minor League Player of the Year in **2013** after combining to hit .282/.341/.578 with 34 doubles, four triples, 37 home runs and 111 RBI in 130 games between Single A Daytona and Double A Tennessee.

- Led Minor League Baseball in RBI and extra-base hits (75), while he was tied for second in home runs.
- Selected to the Florida State League midseason All-Star Team and the Southern League postseason All-Star Team...was also named a Minor League All-Star by *Baseball America* and a Cubs Organization All-Star by MiLB.com.
- Earned FSL Player of the Week honors twice during the season for the weeks ending April 28 and June 16.
- Went 5x6 with three doubles, a home run and six RBI on June 1 vs. Brevard County.
- Belted four home runs and drove in seven on June 10 vs. Fort Myers...became just the second player to hit four homers in a game in the history of the Florida State League.
- Hit .357/.398/.661 with 11 doubles, eight home runs and 30 RBI in 29 games with Tennessee in August.
- Rated the top prospect in the Cubs organization, the No. 5 prospect in all of baseball and the third-best prospect in the Florida State League and Southern League by *Baseball America* following the season... also rated as the best power hitter in the Cubs Minor League system.

Spent the majority of the **2012** season with Single A Peoria.

- Named a Cubs Organization All-Star by MiLB.com.
- Earned Midwest League Player of the Week honors for the week ending July 15 after batting .478/.500/1.130 with two doubles, two triples, three home runs and six RBI.
- Posted a 16-game hitting streak from July 4-21, hitting .438/.448/.875 with four doubles, three triples, six home runs and 13 RBI.
- Selected Cubs Minor League Player of the Month for July, batting .368/.397/.679 with six doubles, three triples, seven home runs and 20 RBI.
- Belted a pair of solo home runs for Single A Daytona on September 2 vs. Brevard County.
- Played for Mesa in the Arizona Fall League following the season and hit .211/.250/.456 with two doubles, four home runs and 16 RBI...his AFL campaign was cut short due to an injured left thumb.
- Ranked the top prospect in the Cubs organization, the No. 16 prospect in all of baseball and the top prospect in the Midwest League and Arizona Fall League by *Baseball America* following the season... also rated as the best defensive infielder in the Cubs Minor League system and the most exciting player in the Midwest League.

Began his professional career in **2011**, appearing in five games between the AZL Cubs and Single A Boise.

- Rated as the No. 2 prospect in the Cubs organization and the No. 61 prospect in all of baseball by *Baseball America* following the season.

TRANSACTIONS

- Selected by Chicago (NL) in the first round (ninth overall) of the 2011 MLB Draft out of Arlington Country Day School (FL)
- On injured list, April 11-20, 2014 (left ankle sprain)
- On temporarily inactive list, July 12-17, 2014 (participating in Futures Game)
- On temporarily inactive list, April 9-30, 2015
- On injured list, June 8-July 28, 2015 (left ring finger fracture)
- On injured list, March 25-April 15, 2016 (left thumb contusion)
- Acquired by New York (NL) along with Trevor Williams from Chicago (NL) in exchange for Pete Crow-Armstrong on July 30, 2021
- On injured list, August 12-22, 2021 (lumbar spine muscle spasm)
- Signed by the Tigers as a free agent on December 1, 2021
- On injured list, April 13-24, 2022 (right thumb sprain)



2023 TIGERS

EDNEL JAVIER BAEZ'S CAREER RECORD

Year	Club	AVG	G	AB	R	H	TB	2B	3B	HR	RBI	SH	SF	HB	BB	SO	SB	CS	OBP	SLG	E
2011	AZL Cubs	.333	3	12	2	4	6	2	0	0	0	0	0	0	0	2	2	0	.333	.500	5
	Boise	.167	2	6	0	1	1	0	0	0	1	0	0	0	0	2	0	0	.167	.167	1
2012	Peoria	.333	57	213	41	71	127	10	5	12	33	0	3	10	9	48	20	3	.383	.596	15
	Daytona	.188	23	80	9	15	32	3	1	4	13	0	0	1	5	21	4	2	.244	.400	2
2013	Daytona	.274	76	299	59	82	160	19	4	17	57	0	6	11	21	78	12	2	.338	.535	31
	Tennessee	.294	54	218	39	64	139	15	0	20	54	0	3	0	19	69	8	2	.346	.638	13
2014	Iowa	.260	104	388	64	101	198	24	2	23	80	0	7	5	34	130	16	8	.323	.510	15
	Chicago (NL)	.169	52	213	25	36	69	6	0	9	20	0	0	1	15	95	5	1	.227	.324	10
2015	AZL Cubs#	.417	4	12	3	5	6	1	0	0	1	0	0	2	1	0	1	0	.533	.500	0
	Iowa	.324	70	281	49	91	148	14	2	13	61	1	2	8	21	76	17	3	.385	.527	21
2016	Chicago (NL)	.289	28	76	4	22	31	6	0	1	4	0	0	0	4	24	1	2	.325	.408	2
	Iowa#	.267	4	15	3	4	7	0	0	1	1	0	0	0	0	4	1	0	.267	.467	1
2017	Chicago (NL)	.273	142	421	50	115	178	19	1	14	59	1	2	11	15	108	12	3	.314	.423	15
	Chicago (NL)	.273	145	469	75	128	225	24	2	23	75	6	2	1	30	144	10	3	.317	.480	15
2018	Chicago (NL)	.290	160	606	101	176	336	40	9	34	111	1	4	5	29	167	21	9	.326	.554	17
2019	Chicago (NL)	.281	138	531	89	149	282	38	4	29	85	0	2	0	28	156	11	7	.316	.531	15
2020	Chicago (NL)	.203	59	222	27	45	80	9	1	8	24	0	2	4	7	75	3	0	.238	.360	8
2021	Chicago (NL)	.248	91	335	48	83	162	9	2	22	65	0	3	7	15	131	13	3	.292	.484	18
	New York (NL)	.299	47	167	32	50	86	9	0	9	22	0	0	6	13	53	5	2	.371	.515	6
2022	DETROIT	.238	144	555	64	132	218	27	4	17	67	0	3	6	26	147	9	2	.278	.393	26
MINOR LEAGUE TOTALS		.287	397	1524	269	438	824	88	14	90	301	1	21	37	110	430	81	20	.346	.541	104
DETROIT TOTALS		.238	144	555	64	132	218	27	4	17	67	0	3	6	26	147	9	2	.278	.393	26
MAJOR LEAGUE TOTALS		.260	1006	3595	515	936	1667	187	23	166	532	8	18	41	182	1100	90	32	.302	.464	132

MAJOR LEAGUE CAREER FIELDING

	G	TC	PO	A	E	DP	PCT
First Base	12	24	20	4	0	2	1.000
Second Base	320	1107	487	594	26	159	.977
Third Base	104	224	53	160	11	14	.951
Shortstop	619	2561	840	1626	95	357	.963
Outfield	4	0	0	0	0	0	---

MAJOR LEAGUE CAREER HIGHS

Hits: 4 (eight times) - last, September 5, 2021 at Washington
Home Runs: 2 (10 times) - last, July 6, 2021 vs. Philadelphia
RBI: 6 - September 26, 2016 at Pittsburgh
Stolen Bases: 2 (eight times) - last, August 16, 2022 at Cleveland
Hitting Streak: 15 - May 1-17, 2019



48

MATTHEW BOYD

HT: 6-3 WT: 234 BT: L TH: L BORN: 2/2/1991 IN MERCER ISLAND, WA

LEFTHANDED PITCHER

Opening Day Age: 32 Residence: Sammamish, WA
Major League Service: 6.136 Signed Through: 2023
How Obtained: Signed by the Tigers as a free agent on
December 14, 2022

SEASON HIGHLIGHTS

Missed most of the **2022** season while rehabbing from an injury, but returned in September to pitch in 10 games and help the Mariners to the playoffs.

- Began the season with the San Francisco Giants before being traded to Seattle on August 2.
- Sideline from March 27-September 1 with a left elbow strain.
- Made his season debut with Seattle on September 1 at Detroit, throwing a scoreless inning...marked his first appearance in relief since August 18, 2017 vs. Los Angeles (NL).
- Had his longest outing of the season on October 5 vs. Detroit, tossing 3.0 hitless innings with one walk and five strikeouts.
- Appeared in one game during the American League Division Series vs. Houston, giving up a hit and walking one in a third of an inning.

Limited to 15 starts in **2021** after missing much of the season due to injury.

- Earned the start on Opening Day for the second straight season, throwing 5.2 shutout innings and giving up three hits with four walks and two strikeouts vs. Cleveland...marked the 13th time since 1901 that a Tigers Opening Day starter has thrown at least 5.0 shutout innings (last, Jordan Zimmermann on March 28, 2019 at Toronto)...became the first Tigers southpaw since Mickey Lolich (1970-74) to make consecutive Opening Day starts.
- Turned in his longest start of the season on April 24 vs. Kansas City, throwing 8.0 innings and giving up two runs, only one earned, on three hits and three strikeouts...was his longest start since July 31, 2018, when he pitched 8.0 scoreless innings vs. Cincinnati.
- Named the Tigers Pitcher of the Month for April, compiling a 2-3 record with a 2.27 ERA (35.2IP/9ER) and 24 strikeouts in six starts...ranked sixth in the American League in innings pitched and ERA during the month, while he was seventh in WHIP (0.93) and ninth in FIP (3.05).
- Posted a 1.94 ERA (41.2IP/9ER) through his first seven starts of the season...became the fifth Tigers starter since 2013 to have a sub-2.00 ERA through his first seven starts, joining Jordan Zimmermann (1.50 in 2016), Max Scherzer (1.72 in 2014), Justin Verlander (1.55 in 2013) and Anibal Sanchez (1.97 in 2013).
- Sideline from June 14-August 29 with left forearm strain.
- Placed on the injured list on September 11 with a left elbow strain and missed the remainder of the season.

One of baseball's most durable pitchers during the abbreviated **2020** campaign, Boyd made 12 starts spanning 60.1 innings.

- Posted a 3-7 record and 6.71 ERA (60.1IP/45ER) on 67 hits, 22 walks and 60 strikeouts during the club's 58-game sprint season...started his year 0-4, but won three of his final six outings...posted a season high in strikeouts on August 17 at Chicago (AL), punching out nine over just 4.0 innings pitched.
- Lefthanded batters hit just .135 (5x37) off him this season, while righties batted .304 (62x204).
- Tossed the second complete game of his career in the first game of the doubleheader on September 4 at Minnesota...punched out eight hitters over 6.0 innings pitched, but took the loss after allowing two solo home runs...became the first Tigers pitcher to throw a complete game and take the loss since Michael Fulmer on May 27, 2017 at Chicago (AL).
- Threw 1,086 total pitches, which was the 10th highest total for any American League pitcher in 2020...also led Tigers pitchers in starts, innings pitched and strikeouts.

Established career highs in several categories in **2019**, including games started (32), innings pitched (185.1) and strikeouts (238), while he tied a career high in victories (nine).

- Set a franchise record with 11.56 strikeouts per nine innings, which ranked fourth in the American League and sixth in the Major Leagues...also ranked fourth in the AL and 10th in the Majors with a 4.76 strikeout-to-walk ratio, sixth in the AL and 10th in the Majors with 238 strikeouts, ninth in the AL with a 1.23 WHIP and 10th with a .247 (178x721) opponent batting average.



- Finished the season with 238 strikeouts, which is the fifth-highest, single-season total by a lefthanded pitcher in franchise history...became the first Detroit pitcher to strike out 200-or-more batters in a season since Justin Verlander in 2016 and just the third southpaw in club history to reach the mark, joining Mickey Lolich (seven times) and Hal Newhouser (twice).
- Posted seven games with 10-or-more strikeouts during the season, which is tied for the sixth-highest total by a Tigers pitcher since 1908 and the most since Justin Verlander had eight such games in 2016.
- Recorded double-digit strikeouts in each of his first two starts of the season, fanning 10 on March 29 at Toronto and 13 on April 3 at New York (AL)...became the first Tigers pitcher since at least 1908 to open the season with consecutive double-digit strikeout performances.
- Notched seven consecutive quality starts from April 3-May 8, compiling a 4-1 record with a 2.58 ERA (45.1IP/13ER) and 53 strikeouts...limited opponents to a .190 (31x163) batting average over that span.
- Named the Tigers Pitcher of the Month for May, compiling a 3-2 record with a 2.55 ERA (35.1IP/10ER) and 40 strikeouts...ranked fifth in the American League in ERA, while he was 10th in strikeouts.
- Struck out 10-or-more batters in three consecutive starts from June 26-July 13, striking out 11 on June 26 vs. Texas, 13 on July 4 at Chicago (AL) and 10 on July 13 at Kansas City...became just the fourth Detroit pitcher since 1908 to strike out 10-or-more batters in three consecutive games, joining Mickey Lolich (three times), Denny McLain and Justin Verlander.

Made 30-or-more starts in a season for the first time in his career in **2018**, making 31 starts.

- Finished the season ranked 10th in the American League with a .228 (146x639) opponent batting average...among AL pitchers following the All-Star break, he ranked seventh in WHIP (1.08) and 10th in opponent batting average (.230, 63x274).
- Excelled at Comerica Park, posting a 6-3 record with a 2.63 ERA (78.2IP/23ER) and 69 strikeouts in 14 starts, while he went 3-10 with a 5.89 ERA (91.2IP/60ER) and 90 strikeouts in 17 road starts...ranked fourth among AL pitchers with a 2.63 home ERA (min. 75.0 innings pitched).
- Started the season by throwing 6.0-or-more innings and allowing one run-or-less in each of his first three starts...became the first Tigers lefthanded pitcher since at least 1908 to work at least 6.0 innings and give up one run-or-less in each of his first three starts of the season.
- Named the Tigers Pitcher of the Month for May after posting a 3-2 record with a 3.18 ERA (34.0IP/12ER) and 31 strikeouts in six starts.
- Tossed a season-high 8.0 shutout innings on July 31 vs. Cincinnati, scattering four hits and fanning seven.
- Recorded the first double-digit strikeout game of his career on September 8 vs. St. Louis, striking out 11.

Spent most of the **2017** season with the Tigers, appearing in 26 games, including 25 starts.

- Made eight starts at Triple A Toledo during the season, throwing 6.0-or-more innings in six of his eight starts and allowing three runs-or-less in seven-of-eight starts.
- Started five games for Detroit in April and posted a 2-1 record with a 3.86 ERA (25.2IP/11ER) and 19 strikeouts.
- Picked up his first Major League hit on May 10 at Arizona off Zack Godley.
- Recorded his first career shutout on September 17 vs. Chicago (AL), allowing just one hit and striking out five...threw 8.2 no-hit innings before allowing a two-out double to Tim Anderson in the ninth inning to break up the no-hitter.
- Named Tigers Pitcher of the Month for September after compiling a 1-3 record with a 2.95 ERA (36.2IP/12ER), 30 hits allowed, 11 walks and 30 strikeouts...ranked fourth in the AL with 36.2 innings pitched in September, while he was 10th with a .216 (30x139) opponent batting average.

Completed his first season in a Tigers uniform in **2016**, pitching in 20 games, including 18 starts.

- Struck out a season-high nine batters with Toledo on May 20 at Lehigh Valley.
- Posted 10 consecutive starts with three-or-fewer runs allowed from July 9-September 6 -- during the stretch, which also included one relief appearance, Boyd had a 5-1 record with a 2.56 ERA (56.1IP/16ER), 49 hits allowed, 16 walks and 52 strikeouts.
- Lefthanded hitters posted a .172 (11x64) average against him, while righthanders batted .276 (86x312).

Opened the **2015** season in the Toronto Blue Jays organization before being acquired by the Tigers along with Daniel Norris and Jairo Labourt in exchange for David Price.

- Won MiLB.com fans' choice vote for best starting pitcher in the Minor Leagues.
- Selected as a Minor League All-Star and a Double A All-Star by *Baseball America*...in 19 starts in the Minors, he led all qualified starters in WHIP (0.85) and opponents batting average (.176), while he was second in ERA.
- Assigned to Double A New Hampshire to begin the season and did not allow a run in his first three starts, a span that stretched 14.1 innings.
- Named the Eastern League Pitcher of the Week for the week ending May 17, posting a 1-0 record, a 0.00 ERA (12.0IP/0ER) and 11 strikeouts in two starts.
- Finished the month of May with a 3-0 record, a 1.19 ERA (37.2IP/5ER) and 30 strikeouts in six starts with New Hampshire.
- Had his contract purchased from Triple A Buffalo on June 27 -- made his Major League debut that day vs. Texas, throwing 6.2 innings and allowing four runs on nine hits with seven strikeouts.
- Made his Tigers debut on August 5 vs. Kansas City and picked up the first win of his Major League career, throwing a season-high 7.0 innings and giving up one run on seven hits with two strikeouts.



Split the **2014** season between Single A Dunedin and Double A New Hampshire in the Toronto Blue Jays organization.

- Did not allow a run in four of his first five outings with Dunedin -- posted a 4-0 record, a 0.29 ERA (31.0IP/1ER), 18 hits allowed, five walks and 37 strikeouts during the stretch.
- Earned Florida State League Pitcher of the Week honors three times during the season, receiving the award on April 14, April 28 and August 25.
- Ranked as the 29th-best prospect in the Blue Jays organization by *Baseball America* following the season.

Split the **2013** season between Single A Lansing and Single A Dunedin in the Toronto Blue Jays organization.

- Made his professional debut on July 25 vs. Dayton, throwing 1.0 scoreless inning of relief with two hits allowed and two strikeouts.

AMATEUR HIGHLIGHTS

- Attended Oregon State University and helped the Beavers to the **2013** College World Series -- earned first team All-Pac-12 honors and was named a third team All-American by *Baseball America* as a senior.

IN THE COMMUNITY

- In September of **2018**, Matthew and his wife, Ashley, launched Kingdom Home, a nonprofit organization that exists to end child sex slavery through prevention. Located in Uganda, Kingdom Home provides a place of refuge, restoration and hope for children at risk. Over 100 children, both girls and boys, have been taken in from sex trafficking, gender-based violence, forced child marriages and abandonment. The organization has three homes and provides for each child's material, emotional, educational and spiritual needs, including access to an education and vocational training. This is accomplished largely through child sponsorships. The goal is for these children to live safe and free, while reducing the likelihood that they would enter the sex trade or exploitative labor in the future.
- In addition to Kingdom Home, Boyd is a very active member in the Detroit and Lakeland communities. During the 2020 season he played a significant role in the club's efforts in the area of COVID-19 prevention and relief, while continuing to help in other important spaces such as honoring veterans, first responders and those in need.
- In 2019 and 2020, Boyd contributed and served as a spokesman for the Detroit Tigers participation in MLB's league wide Home Plate Project which, in 2020, resulted in a gift of \$30,000 to Detroit Public Schools Community District to help feed students as a result of the unanticipated school closures due to COVID-19.

TRANSACTIONS

- Selected by Cincinnati in the 13th round of the 2012 MLB Draft out of Oregon State University, but did not sign
- Selected by Toronto in the sixth round of the 2013 MLB Draft out of Oregon State University
- Acquired by the Tigers along with Daniel Norris and Jairo Labourt from Toronto in exchange for David Price on July 30, 2015
- On paternity list, August 20-23, 2019
- On injured list, June 15-August 29, 2021 (left forearm strain)
- On injured list, September 9-October 4, 2021 (left elbow strain)
- Signed by San Francisco as a free agent on March 20, 2022
- Acquired by Seattle along with Curt Casali from San Francisco in exchange for Michael Stryfeler and Andy Thomas on August 2, 2022
- On injured list, March 27-September 1, 2022 (left elbow strain)
- Signed by the Tigers as a free agent on December 14, 2022

MATTHEW ROBERT BOYD'S CAREER RECORD

Year	Club	W-L	ERA	G	GS	CG	SHO	SV	IP	H	TBF	R	ER	HR	HB	BB	SO	WP	BK	AVG
2013	Lansing	0-1	0.64	5	3	0	0	0	14.0	7	51	1	1	0	0	1	12	1	0	.140
	Dunedin	0-2	5.40	3	2	0	0	0	10.0	7	37	6	6	2	0	3	11	0	0	.206
2014	Dunedin	5-3	1.39	16	16	1	0	0	90.2	65	357	20	14	4	4	20	103	3	1	.196
	New Hampshire	1-4	6.96	10	10	0	0	0	42.2	55	197	33	33	5	3	13	44	3	0	.307
2015	New Hampshire	6-1	1.10	12	12	0	0	0	73.2	39	273	11	9	3	1	18	70	2	1	.155
	Buffalo	3-1	2.77	6	6	0	0	0	39.0	32	153	13	12	5	1	6	37	2	0	.219
	Toledo	0-0	0.00	1	1	0	0	0	2.0	0	9	0	0	0	0	3	1	0	0	.000
	Toronto	0-2	14.85	2	2	0	0	0	6.2	15	36	11	5	0	1	7	2	0	.441	
	DETROIT	1-4	6.57	11	10	0	0	0	50.2	56	216	39	37	12	1	19	36	2	0	.290
2016	Toledo	2-5	2.25	11	11	0	0	0	64.0	53	259	20	16	5	2	18	57	0	0	.224
	DETROIT	6-5	4.53	20	18	0	0	0	97.1	97	412	51	49	17	4	29	82	1	0	.258
2017	Toledo	3-3	2.82	8	8	1	0	0	51.0	35	199	16	16	7	1	13	53	1	0	.191
	DETROIT	6-11	5.27	26	25	1	1	0	135.0	157	605	84	79	18	3	53	110	2	0	.291
2018	DETROIT	9-13	4.39	31	31	0	0	0	170.1	146	709	87	83	27	11	51	159	6	2	.228
2019	DETROIT	9-12	4.56	32	32	0	0	0	185.1	178	788	101	94	39	8	50	238	6	4	.247
2020	DETROIT	3-7	6.71	12	12	1	0	0	60.1	67	271	46	45	15	5	22	60	5	0	.278
2021	Toledo#	0-0	0.00	3	3	0	0	0	9.1	5	31	0	0	0	0	0	11	0	0	.161
	DETROIT	3-8	3.89	15	15	0	0	0	78.2	77	337	37	34	9	7	23	67	4	0	.255
2022	Tacoma#	1-1	2.25	6	0	0	0	0	8.0	4	29	2	2	1	1	0	14	0	1	.143
	Seattle	2-0	1.35	10	0	0	0	0	13.1	5	53	2	2	0	1	8	13	0	0	.116
MINOR LEAGUE TOTALS		21-21	2.43	81	72	2	0	0	404.1	302	1595	122	109	32	13	95	413	12	3	.204
DETROIT TOTALS		37-60	4.87	147	143	2	1	0	777.2	778	3338	445	421	137	39	247	752	26	6	.258
MAJOR LEAGUE TOTALS		39-62	4.90	159	145	2	1	0	797.2	798	3427	458	434	142	40	256	772	28	6	.258



MAJOR LEAGUE CAREER FIELDING

	G	TC	PO	A	E	DP	PCT
Pitcher	159	103	28	68	7	3	.932

MAJOR LEAGUE CAREER HIGHS

Longest Winning Streak in Games with Decision: 5 - July 18-August 24, 2016

Longest Losing Streak in Games with Decision: 6 - August 10, 2015-June 18, 2016

Strikeouts: 13 (twice) - last, July 4, 2019 at Chicago (AL)

Walks: 5 (twice) - last, August 25, 2019 at Minnesota

Innings (starter): 9.0 - September 17, 2017 vs. Chicago (AL)

Innings (relief): 4.2 - April 24, 2016 vs. Cleveland

Low-Hit Game (CG): 1 - September 17, 2017 vs. Chicago (AL)



4

BEAU
BRIESKE

HT: 6-3 WT: 200 BT: R TH: R BORN: 4/5/1998 IN CHANDLER, AZ

RIGHTHANDED PITCHER

Opening Day Age: 24

Residence: Chandler, AZ

Major League Service: 0.166

Signed Through: 2023

How Obtained: Selected by the Tigers in the 27th round of the 2019 MLB Draft

SEASON HIGHLIGHTS

Saw the first Major League action of his career in **2022**, starting 15 games.

- Made his Major League debut in the second game of the doubleheader on April 23 vs. Colorado, allowing three runs on three hits with two walks and three strikeouts in 5.0 innings.
- Allowed just one run on three hits and three strikeouts in 5.0 innings in his second big league start on April 30 at Los Angeles (NL)...became the first Tigers pitcher to begin his big league career by throwing 5.0 innings-or-more and allowing three hits-or-less in each of his first two starts since Victor Santos in 2001.
- Began his career by throwing at least 5.0 innings and allowing no more than three runs in each of his first four starts, the first Tigers pitcher to do so since Kyle Lobstein in 2014.
- Struck out a season-high seven batters on June 4 at New York (AL), allowing two runs on three hits with one walk in 6.0 innings.
- Earned his first Major League win on June 11 vs. Toronto, throwing 5.2 shutout innings with seven hits allowed and two strikeouts.
- Recorded the longest start of his rookie season on June 16 vs. Texas, tossing 7.0 scoreless innings with three hits allowed, two walks and six strikeouts...extended his streak of scoreless innings to 13.0, which was the longest by a Tigers rookie starting pitcher since Michael Fulmer in 2016.
- Placed on the injured list on July 21 (retroactive to July 18) with a right forearm muscle injury and missed the rest of the season.

Earned Tigers Minor League Pitcher of the Year honors in **2021** after combining for a 9-4 record with a 3.12 ERA (106.2IP/37ER) and 116 strikeouts in 21 starts between Single A West Michigan and Double A Erie.

- Named a Tigers Organization All-Star by MiLB.com.
- Ranked third in the Tigers player development system in wins and strikeouts, while he was sixth in innings pitched.
- Selected High A Central Pitcher of the Week twice during the season...received the honor for the week ending May 23 after allowing an unearned run on one hit with nine strikeouts in 6.0 innings at Wisconsin...also won the award for the week ending July 18 after throwing a 7.0 inning shutout with two hits allowed and nine strikeouts on July 15 at Fort Wayne.
- Started four games in July, posting a 2-1 record with a 2.82 ERA (22.1IP/7ER) and 27 strikeouts.
- Was promoted to Erie for the final two months of the season and allowed two runs-or-less in seven of his eight starts.
- Ranked as the No. 18 prospect in the Tigers organization by *Baseball America* following the season.

Worked out remotely during the **2020** season as a result of the COVID-19 pandemic.

Began his professional career in **2019** after being selected in the 27th round of the MLB Draft.

- Did not allow an earned run in six of his first seven appearances from June 25-July 31, compiling a 3-1 record with a 2.57 ERA (14.0IP/4ER) and 22 strikeouts.
- On the injured list from August 25-September 6 with a left quadriceps strain.



TRANSACTIONS

- Selected by the Tigers in the 27th round of the 2019 MLB Draft out of Colorado State University-Pueblo (signing scout: Joey Lothrop)
- On injured list, August 25-September 6, 2019 (left quadriceps strain)
- On injured list, July 18-November 10, 2022 (right forearm muscle injury)

BEAU BRIESKE'S CAREER RECORD

Year	Club	W-L	ERA	G	GS	CG	SHO	SV	IP	H	TBF	R	ER	HR	HB	BB	SO	WP	BK	AVG
2019	GCL Tigers East Lakeland	3-1	3.12	10	0	0	2	17.1	11	70	7	6	1	1	9	28	2	0	.183	
2020	Did not play																			
2021	West Michigan Erie	6-3	3.45	13	13	1	1	0	62.2	49	252	28	24	5	3	15	76	2	1	.213
	Erie	3-1	2.66	8	8	0	0	0	44.0	36	172	14	13	2	3	8	40	2	0	.225
2022	Toledo	0-2	4.15	4	4	0	0	0	17.1	17	71	8	8	3	1	5	19	0	0	.266
	DETROIT	3-6	4.19	15	15	0	0	0	81.2	73	339	39	38	14	1	25	54	2	1	.236
MINOR LEAGUE TOTALS		12-7	3.24	36	25	1	1	2	144.1	115	575	58	52	12	8	38	166	6	1	.220
MAJOR LEAGUE TOTALS		3-6	4.19	15	15	0	0	0	81.2	73	339	39	38	14	1	25	54	2	1	.236

MAJOR LEAGUE CAREER FIELDING

	G	TC	PO	A	E	DP	PCT
Pitcher	15	18	5	11	2	1	.889

MAJOR LEAGUE CAREER HIGHS

Longest Winning Streak in Games with Decision: 2 - July 7-12, 2022
Longest Losing Streak in Games with Decision: 5 - April 23 (Game 2)-June 4, 2022
Strikeouts: 7 - June 4, 2022 at New York (AL)
Walks: 3 (four times) - last, July 2, 2022 vs. Kansas City
Innings (starter): 7.0 - June 16, 2022 vs. Texas



24

MIGUEL CABRERA

HT: 6-4 WT: 267 BT: R TH: R BORN: 4/18/1983 IN MARACAY, VZ

DESIGNATED HITTER / FIRST BASEMAN

Opening Day Age: 39

Major League Service: 19.101

Residence: North Miami Beach, FL

Signed Through: 2023
(vesting options for 2024 and 2025)

How Obtained: Acquired by the Tigers along with Dontrelle Willis from Florida, in exchange for Burke Badenhop, Eulogio de La Cruz, Cameron Maybin, Andrew Miller, Mike Rabelo and Dallas Trahern on December 5, 2007

CAREER HIGHLIGHTS

- The 2023 season will mark Cabrera's 16th with the Tigers...marks the eighth year of an eight-year contract extension with two vesting options (2024 and 2025), which he agreed to terms on with the club on March 28, 2014.
- Since the 2003 season, he leads all active players (min. 3,000 at-bats) in games played (2,699), runs scored (1,530), hits (3,088), home runs (507), RBI (1,847) and batting average (.308), while he ranks fifth in slugging percentage (.524) and sixth in on-base percentage (.384).
 - Reached a pair of milestones in 2022, joining the 3,000 hit club in the first game of the doubleheader on April 23 vs. Colorado and the 600 doubles club on May 7 at Houston...became the 33rd player to reach 3,000 hits and the 18th player to accomplish 600 doubles...is one of only three players with 3,000-or-more hits, 500-or-more home runs and 600-or-more doubles, joining Hank Aaron and Albert Pujols.
 - Became the 28th member of the 500 home run club on August 22, 2021 at Toronto, hitting a solo shot off Steven Matz in the fifth inning...was the first player to reach the 500-homer milestone while wearing the Olde English 'D' and the sixth player born outside the United States to do so.
 - Named the American League Most Valuable Player for the second consecutive year in 2013 -- joined Hal Newhouser as the only two players in franchise history to win the award in back-to-back seasons...is one of only eight Tigers players to capture the MVP award, joining Mickey Cochrane (1934), Hank Greenberg (1935, 1940), Charlie Gehringer (1937), Hal Newhouser (1944, 1945), Denny McLain (1968), Willie Hernandez (1984) and Justin Verlander (2011) in accomplishing the feat...Cabrera became the first native of Venezuela to be named the Most Valuable Player.
 - Led the American League with a .330 batting average, 44 home runs and 139 RBI during the 2012 season to become the first player to win the Triple Crown since Boston's Carl Yastrzemski did so in 1967...it marked the 14th time since 1900 a player captured the Triple Crown and Cabrera became the 12th player



to accomplish the feat during that time...he was the second Tigers player to do so, joining Ty Cobb (1909)... marked the 25th time a Tigers player has led the league in batting average, the 11th time a Tigers player has led the league in home runs and the 20th time a Tigers player has led the league in RBI.

- Has led the American League in batting average (2011, 2012, 2013, 2015), home runs (2008, 2012) and RBI (2010, 2012) during his Tigers career -- joined Ty Cobb to become only the second player in Tigers history to lead the American League in all three categories.
- Won the American League batting title in 2015 with a .338 batting average, marking his fourth batting crown in a five-year span -- became the ninth player in MLB history to win four batting titles in a five-year stretch, joining Wade Boggs, Rod Carew, Ty Cobb, Tony Gwynn, Rogers Hornsby, Nap Lajoie, Stan Musial and Honus Wagner...also became the third player in Tigers history to win four batting titles, joining Cobb and Harry Heilmann.
- Captured the American League batting title in 2011, 2012 and 2013 to become the first Tigers player to lead the league in hitting in three consecutive seasons since Ty Cobb did so in three straight seasons from 1917-19.
- Led the American League with a .344 batting average for the Tigers in 2011 -- was the first Tigers player to lead the league in batting average since Magglio Ordoñez did so with a .363 batting average in 2007... became the 10th different player in franchise history to lead the league in batting average...marked the 24th time overall a Tigers player has led the league in batting average.
- Led the American League with 126 RBI for the Tigers in 2010 -- first Tigers player to lead the league in RBI since Cecil Fielder did so with 124 RBI in 1992...became the eighth different player in franchise history to lead the league in RBI...marked the 19th time overall a Tigers player has led the league in RBI.
- Led the American League with 37 home runs for the Tigers in 2008 -- first Tigers player to lead the league in home runs since Cecil Fielder tied for the lead with 44 home runs in 1991...became the seventh different player in franchise history to lead the league in home runs...marked the 10th time overall a Tigers player has led the league in home runs.
- Four-time National League All-Star selection with the Florida Marlins (2004-07)...eight-time American League All-Star selection with the Tigers (2010-16, 2022).
- Won two National League Silver Slugger Awards with the Marlins (2005-06)...has won five American League Silver Slugger Awards with the Tigers (2010, 2012-13, 2015-16).
- Earned American League Player of the Month honors in July, 2008, August, 2012, May, 2013, August, 2013, September, 2014 and September, 2016...he is the only player in franchise history to ever win the award more than twice.
- Selected American League Player of the Week 12 times during his career, while he has earned National League Player of the Week honors four times.
- Is the Tigers all-time postseason franchise leader with 39 hits, nine home runs and 26 RBI.
- Holds the Major League record with a 31-game postseason on-base streak (September 30, 2011-October 13, 2013).
- Tabbed the National League Rookie of the Month with the Marlins in both July and September of 2003.
- Collected 100-or-more RBI in 11 consecutive seasons (2004-14) -- became the fifth player in Major League history to post 11-or-more consecutive seasons with 100-or-more RBI.
- Has recorded 100-or-more RBI in a season 12 times in his career, which is tied with Manny Ramirez, Barry Bonds and Al Simmons for the sixth-most in MLB history...has eight 100-RBI seasons as a Tiger, which are tied with Harry Heilmann for the most in club history.
- Belted 25-or-more home runs and recorded 100-or-more RBI in 11 straight seasons (2004-14) -- is one of just four players in Major League history to accomplish the feat, joining Alex Rodriguez (13 straight seasons), Jimmie Foxx (12 straight seasons) and Lou Gehrig (12 straight seasons).
- Has hit 369 home runs as a Tiger, which are the third most in franchise history, trailing only Al Kaline (399) and Norm Cash (373).
- Has hit 30-or-more homers in a season 10 times in his career and seven times with the Tigers...his seven seasons with 30-or-more homers are the most in Tigers history.
- Is the all-time leader among Venezuelan-born players in hits (3,088), doubles (607), home runs (507), RBI (1,847), slugging percentage (.524) and total bases (5,250).
- Played for Venezuela during the World Baseball Classic in 2006, 2009, 2013, 2017 and 2023.
- Selected to participate in the Futures Game held prior to the 2001 and 2002 All-Star Games at Safeco Field in Seattle and Miller Park in Milwaukee, respectively.

SEASON HIGHLIGHTS

Completed his 15th season with the Tigers in **2022**, playing in 112 games.

- Continued to climb up the MLB all-time lists in several offensive categories, finishing the season ranked 12th all-time in RBI (1,847), 14th in doubles (607), 17th in extra-base hits (1,131), 24th in hits (3,088) and 27th in home runs (507).
- Named to the American League All-Star Team, his 12th career All-Star appearance and eighth with the Tigers...pinch hit in the fifth inning and grounded out in his only plate appearance.
- Reached the 3,000-hit milestone in the first game of the doubleheader on April 23 vs. Colorado, hitting a single in the first inning off Antonio Senzatela...became the seventh player in MLB history with 500 home runs and 3,000 hits, joining Hank Aaron, Willie Mays, Eddie Murray, Rafael Palmeiro, Albert Pujols

and Alex Rodriguez, and the 33rd member of the 3,000-hit club...joined Ty Cobb and Al Kaline as the only player to record their 3,000th career hit in a Tigers uniform.

- Earned American League Co-Player of the Week honors for the week ending April 24...marked his 16th career Player of the Week honor, equaling Manny Ramirez for the most all-time.
- Hit the 600th double of his career on May 7 at Houston...became the 18th player in MLB history to reach the 600-double mark and just the third with 3,000-or-more hits, 500-or-more home runs and 600-or-more doubles, joining Hank Aaron and Albert Pujols.
- Had a walk-off single on May 26 vs. Cleveland, the 14th walk-off knock of his Major League career (last, July 17, 2021 (Gm. 2) vs. Minnesota).
- Named Tigers Player of the Month for May, hitting .318/.352/.471 with four doubles, three home runs and 13 RBI in 23 games.
- Notched his 1,300th RBI as a Tiger on June 5 at New York (AL)...became the third player in franchise history to reach that mark, joining Al Kaline and Charlie Gehringer.
- Hit safely in 19-of-24 games from May 10-June 10, during which he batted .349/.374/.453 with three doubles, two home runs and 11 RBI.
- Posted a 13-game hitting streak from June 21-July 6, batting .383/.426/.383 with nine RBI.
- Homered on July 25 vs. San Diego...was his first homer since May 15 vs. Baltimore, snapping his homerless streak at 51 games, the longest of his career.
- Sideline from September 4 (retroactive to September 3)-19 with a left biceps strain.
- Played in his 1,000th career game at Comerica Park on October 2 vs. Minnesota...according to the Elias Sports Bureau, he is the only active Major Leaguer with 1,000-plus games played at a single ballpark... additionally, Cabrera is the sixth Tigers player in franchise history to reach the 1,000 game mark in a venue, joining Al Kaline (1,421), Lou Whitaker (1,209), Charlie Gehringer (1,176), Alan Trammell (1,171) and Norm Cash (1,004), who all did so at Tiger Stadium.

Reached the 500 home run milestone in **2021** with the Tigers.

- Belted a two-run home run in the first inning on Opening Day vs. Cleveland...was the first home run hit during the 2021 season and marked his third career Opening Day homer and his first since 2008... according to the Elias Sports Bureau, he became the fifth player in Major League history with a span of 13-or-more years between Opening Day home runs, joining Hank Aaron (18 years, 1956-1974), Eric Davis (13, 1987-2000), Robin Yount (16, 1975-1991) and Ted Williams (14, 1946-1960)...the homer was also his 350th in a Tigers uniform, joining Al Kaline as the only Detroit players to have 350-or-more homers and 2000-or-more hits.
- Sideline from April 11-25 with a left biceps strain
- Became the all-time hits leader among Venezuelan-born players on May 12 vs. Kansas City, passing Omar Vizquel.
- Launched a pair of home runs, including his sixth career grand slam, on May 21 at Kansas City...marked his 42nd career multi-homer game and his 33rd in a Tigers uniform, breaking a tie with Hank Greenberg for the most in franchise history...also had a multi-homer game on July 29 vs. Baltimore.
- Hit his 400th double as a Tiger on June 1 at Milwaukee...became the eighth player in franchise history to reach that mark.
- Played in his 2,500th Major League game on June 8 vs. Seattle...joined Albert Pujols as the second active player to reach the milestone and became the 59th player in MLB history to appear in 2,500 career games.
- Surpassed 5,000 total bases on June 15 at Kansas City with his double in the sixth inning...became the 22nd player in MLB history to reach that milestone.
- Had a go-ahead, pinch-hit single in the seventh inning on July 7 at Texas...marked just the seventh time in his career that Cabrera has got a knock in a pinch-hit situation and the first time since the second game of the doubleheader on April 20, 2018 vs. Kansas City.
- Hit a walk-off single in the second game of the doubleheader on July 17 vs. Minnesota...marked his 13th career walk-off hit (last, June 15, 2017 vs. Tampa Bay).
- Became the 28th member of the 500 home run club on August 22 at Toronto, hitting a solo shot off Steven Matz in the fifth inning...was the first to reach the 500-homer milestone while wearing the Olde English 'D' and the sixth player born outside the United States to do so.
- Scored the 1,500th run of his career on August 25 at St. Louis, becoming the second active player (other, Albert Pujols) and 73rd player in MLB history to reach that milestone.
- Had three hits on September 7 at Pittsburgh, becoming the all-time hits leader in interleague play, passing Ichiro Suzuki (367).
- Went a perfect 4x4 with a double and three RBI on September 8 at Pittsburgh...marked his 48th career game with four-or-more hits, while it was his 26th game with at least four hits and three-or-more RBI, which is tied with Al Simmons for second most in AL/NL history, trailing only Lou Gehrig, who had 30 such games.
- Recorded a hit in nine straight plate appearances from the third inning on September 7 to the fourth inning on September 10...the streak was the longest of Cabrera's career and the longest by a Tiger in the Expansion Era (since 1961)...according to the Elias Sports Bureau, he became the first player age 38+ to have hits in nine straight at-bats since Detroit's Ty Cobb had a hit in nine straight at-bats from May 4-6, 1925.
- Drove in the 1,800th run of his career on September 20 vs. Chicago (AL)...became the 20th player since 1920 (when RBI became an official stat) to reach the 1,800 RBI milestone.



Appeared in all but one of Detroit's 58 games in **2020**, passing multiple notable milestones on the franchise and MLB all-time leaderboards.

- Slashed .250/.329/.417 on the year, with 28 runs scored, four doubles, 10 home runs and 35 RBI...had a pair of hot stretches, including one from August 16-September 6 over which he batted .329/.388/.395 with a 13-game hitting streak, and another from September 20-26 to close the season, when he was 10x27 with four homers and 12 RBI over six games.
- Had a pair of multi-homer games on the season, going deep twice on July 30 vs. Kansas City and September 23 at Minnesota...now has 41 multi-homer games in his career and 32 with the Tigers, which is tied with Hank Greenberg for the most in franchise history.
- Recorded his 2,000th career hit as a Tiger on September 1 vs. Minnesota, becoming the eighth player in franchise history to notch 2,000 hits wearing the Olde English 'D'...is just the second active player to do so with a franchise, joining Albert Pujols, who had 2,073 hits with the Cardinals...according to the Elias Sports Bureau, Cabrera became the first player to reach 2,000 hits with a team other than the team he made his Major League debut with since David Ortiz, who had 2,079 hits with the Red Sox.
- Went 2x2 with a solo home run, double, and three walks on September 15 vs. Kansas City...reached base five times on the night, the 17th time he has reached base five-or-more times while wearing the Olde English 'D' (last, May 16, 2017 vs. Baltimore)...his three free passes that night marked his fourth multi-walk game of the season, and his first three-walk game since August 5, 2017 at Baltimore
- Named the Tigers nominee for the Roberto Clemente Award for his work in the Detroit community...focus this season was helping children and families cope with the difficulties and dangers of Coronavirus...prior to the resumption of play, made a \$250,000 donation to the Detroit Tigers Foundation, which was distributed to multiple community organizations aligned with that goal.

Completed his 12th season with the Tigers in **2019**, appearing in 136 games.

- Named the Tigers nominee for the Hank Aaron Award.
- Ranked second in the American League and third in the Majors with a .369 (41x111) batting average with runners in scoring position, which was his highest such figure since hitting .397 (62x156) with runners in scoring position in 2013.
- Passed multiple noteworthy players on the RBI leaderboard this year, including Ernie Banks (1,636), Tony Perez (1,652), Sammy Sosa (1,667) and Gary Sheffield (1,676).
- Posted a 10-game hitting streak from April 13-24, batting .300/.356/.375 with three doubles and four RBI...was his longest streak since September 22-October 2, 2016, when he also had a 10-game streak.
- Had a season-high four hits on April 26 at Chicago (AL), marking his 47th career game with four-or-more hits, which is tied with Roberto Clemente, Kirby Puckett and Bill Terry for 20th in Major League history.
- Named the Tigers Player of the Month for March/April after hitting .282/.359/.359 with 10 runs scored, five doubles, one home run and 11 RBI.
- Recorded his 1,000th career hit at Comerica Park on August 6 vs. Chicago (AL), becoming the first player to reach that milestone...hit .315 (76x241) at home during the season, which ranked fourth in the American League.
- Hit the 575th double of his Major League career on August 24 at Minnesota, passing Bobby Abreu for the most doubles in big league history by a Venezuelan-born player.

Limited to 38 games with the Tigers in **2018** due to injuries.

- Posted his 46th career game with four-or-more hits in the first game of the doubleheader on April 25 at Pittsburgh.
- Named Tigers Player of the Month for March/April after hitting .326/.413/.528 with 13 runs scored, nine doubles, three home runs and 21 RBI in 25 games...ranked tied for fifth in the American League in doubles, while he was tied for eighth in RBI and ninth in on-base percentage.
- Sidelined from May 4-June 1 with a right hamstring strain.
- Sidelined from June 13-October 29 with a ruptured left biceps tendon.

Played in 130 games with the Tigers in **2017**.

- Finished the season ranked tied for 10th in the American League with six intentional walks.
- Named the Tigers nominee for the 2017 Roberto Clemente Award.
- Recorded at least one RBI in six straight games from April 13-19, tied for the third-longest streak of his career and longest since a streak of six straight games from June 12-17, 2015.
- Sidelined from April 22-May 2 with a right groin strain.
- Hit a two-run double in the second inning on June 2 vs. Chicago (AL) for his 1,000th career extra-base hit...became the 40th player in MLB history to reach the milestone.
- Belted his seventh career walk-off home run on June 15 vs. Tampa Bay (last, August 17, 2013 vs. Kansas City).
- Drew a walk-off walk in the 11th inning on July 16 vs. Toronto...marked the 13th time that he's driven in a walk-off run, but was his first career walk-off walk.
- Recorded the 2,600th hit of his Major League career on July 25 vs. Kansas City...became the 81st player in MLB history to reach 2,600 career hits.
- Played in six games with Team Venezuela in the World Baseball Classic and hit .190/.320/.333 with two runs scored, one home run and three RBI.

Selected to the American League All-Star Team in **2016** through player balloting -- marked his 11th career All-Star selection and his seventh as a member of the Tigers...his seven All-Star selections are tied with Jim Bunning for the fourth most in franchise history and he became the first Tigers position player to go to seven straight All-Star Games since Bill Freehan, who went to 10 straight All-Star Games from 1964-73.

- Tied for the American League lead with 15 intentional walks, while he was second with a .563 slugging percentage, fourth with a .316 batting average, fifth with a .393 on-base percentage, sixth with 335 total bases, tied for sixth with 188 hits and 108 RBI and tied for eighth with 38 home runs.
- Won his seventh Silver Slugger Award and his fifth in the American League.
- Named the Tigers nominee for the Hank Aaron Award and the Roberto Clemente Award.
- Finished the season with 38 home runs, marking his 10th season with 30-or-more homers (last, 2013) and his seventh season with at least 30 homers as a Tiger.
- Had a career-high six multi-homer games during the season, hitting two homers on April 25 vs. Oakland, May 20 vs. Tampa Bay, May 23 vs. Philadelphia, July 31 vs. Houston, September 5 at Chicago (AL) and September 30 at Atlanta.
- Hit the 500th double of his Major League career on May 23 vs. Philadelphia -- became the 62nd player in MLB history to reach the 500 double mark.
- Played in the 2,000th game of his Major League career on June 12 at New York (AL), becoming the sixth Venezuelan-born player to appear in 2,000 Major League games.
- Drove in the 1,500th run of his career on July 22 at Chicago (AL) -- according to the Elias Sports Bureau, Cabrera, at 33 years old, became the fifth-youngest player at the time of his 1,500th RBI, trailing Jimmie Foxx, who was 30, and Lou Gehrig, Alex Rodriguez and Mel Ott, who were each 32.
- Hit a go-ahead solo homer with two outs in the ninth inning on July 27 at Boston -- marked his 14th career go-ahead homer in the ninth inning-or-later (last, May 13, 2014 at Baltimore).
- Recorded his 1,000th RBI in a Tigers uniform on August 18 vs. Boston with a RBI single in the eighth inning -- became the 11th player in franchise history to record 1,000 RBI...according to the Elias Sports Bureau, Cabrera, who had 523 RBI with the Marlins, became the seventh player in MLB history to drive in 500 runs for one team and 1,000 for another, joining Jimmie Foxx (Athletics/Red Sox), Frank Robinson (Reds/Orioles), Barry Bonds (Giants/Pirates), Ken Griffey Jr. (Mariners/Reds), Rafael Palmeiro (Rangers/Orioles) and Alex Rodriguez (Yankees/Mariners).
- Drove in the 1,003rd run of his Tigers career on August 29 vs. Chicago (AL), tying Alan Trammell for 10th place in franchise history.
- Hit his 300th home run as a member of the Tigers in the first inning on September 5 at Chicago (AL) -- became the fourth player in club history to hit 300 home runs, joining Al Kaline (399), Norm Cash (373) and Hank Greenberg (306).
- Drew the 1,000th walk of his Major League career on September 10 vs. Baltimore.
- Recorded the 2,500th hit of his Major League career on September 18 at Cleveland with a single in the third inning -- Cabrera, at 33 years, 153 days old, became the fourth-youngest player since 1900 to reach 2,500 hits, trailing only Ty Cobb (31 years, 242 days), Rogers Hornsby (33 years, 10 days) and Hank Aaron (33 years, 127 days).
- Hit his 307th and 308th home run as a Tiger on September 30 at Atlanta, passing Hank Greenberg (306) for third place in club history.
- Selected the American League Player of the Month for September/October after batting .349/.439/.670 with 20 runs scored, four doubles, 10 home runs and 27 RBI -- ranked third in the AL in on-base percentage and slugging percentage during the month, while he was tied for third in hits (37) and RBI, tied for fourth in home runs, sixth in batting average and tied for sixth in runs scored...marked his sixth career player of the month award.

Elected the starting first baseman for the American League in the All-Star Game in **2015** -- marked his 10th All-Star Game (sixth in the American League), and third fan-elected start...became the fourth Tiger to earn three fan selections overall, joining Lou Whitaker (1984-86), Lance Parrish (1984-86) and Ivan Rodriguez (2004, 2006-07).

- Led the American League with a .338 batting average and a .440 on-base percentage, while he was tied for sixth with 77 walks and ninth with a .534 slugging percentage.
- Won his sixth Silver Slugger Award, which was his fourth in the American League.
- Named one of seven finalists for the Marvin Miller Man of the Year Award.
- Selected as the Tigers nominee for the Hank Aaron Award and the Roberto Clemente Award.
- Winner of the Luis Aparicio Award, awarded to Venezuela's top Major League player -- marked his fifth time winning the award.
- Named the best hitter in the American League by *Baseball America*.
- Recorded back-to-back four-hit games on April 11 and 12 at Cleveland -- marked the first time in his career he has had four hits in consecutive games and became the first Tigers player to have back-to-back four-hit games since Curtis Granderson on June 26-27, 2008.
- Drew a career-high four walks, including three intentional passes, on April 25 vs. Cleveland -- became the first Tigers player to walk four times in a game since Matt Tuasosopo on May 19, 2013 at Texas.
- Became the first Venezuelan-born player and the 53rd player in MLB history to hit 400 career home runs with his solo homer on May 16 at St. Louis -- at 32 years, 28 days, became the third-youngest active

player to reach the 400 home run milestone and the eighth-youngest player all-time to reach 400 career home runs.

- Reached the 1,400 RBI mark on May 21 vs. Houston -- became the 76th player in Major League history to drive in 1,400 runs and the fifth-youngest player in MLB history to reach the milestone.
- Had a season-best, 13-game hitting streak from May 13-26, batting .400/.483/.800 with 10 runs scored, three doubles, one triple, five home runs and 11 RBI.
- Reached base safely in 27 straight games from May 10-June 9 and hit .327/.436/.582 with 16 runs scored, five doubles, one triple, six home runs and 18 RBI.
- Had 24 hits, five home runs and 16 RBI in first 10 games vs. the Indians -- according to the Elias Sports Bureau, no Major League player has reached those levels in all three categories over 10 games against an opponent in any season since 1958, when Willie Mays had a 10-game stretch against the Dodgers (24 hits, seven homers and 18 RBI from April 18-August 10).
- Recorded the 900th extra-base hit of his career on June 26 vs. Chicago (AL) -- became just the fifth player in Major League history to record at least 2,200 hits, 400 home runs, 1,400 RBI and 900 extra-base hits by his age-32 season, joining Hank Aaron, Jimmie Foxx, Albert Pujols and Alex Rodriguez.
- Sidelined July 4-August 13 with a left calf strain -- marked his first career trip to the injured list.
- Drove in three runs on August 16 at Houston to reach 1,426 RBI in his career, passing Andres Galarraga for the most RBI by a Venezuelan-born player in MLB history.
- Recorded multiple hits in seven straight games from August 19-25, tying a career high (also, August 6-13, 2006).
- Led the American League with a .357 (80x224) batting average in home games...hit a league-leading .317 (65x205) on the road.
- Posted a .313 (25x80) batting average vs. lefthanded pitchers...hit an American League-best .344 (120x349) with righthanders on the mound.
- Led the American League with a .365 (35x96) batting average with runners in scoring position.

Selected as the starting first baseman for the American League All-Star squad in **2014** as he led the league with 52 doubles and 11 sacrifice flies.

- Tied for first in the American League with 19 game-winning RBI, while he was second with 78 extra-base hits and 109 RBI, third with 191 hits, tied for third with 101 runs scored, fourth with 320 total bases, tied for fifth with 55 multi-hit games, sixth with a .336 (49x146) batting average with runners in scoring position, seventh with a .313 (191x611) batting average and a .524 slugging percentage and 10th with a .371 on-base percentage.
- Tabbed the best hitter for average in the American League by *Baseball America*.
- Established a career high with 52 doubles on the season, which are the sixth-most in franchise history.
- Became just the third player in franchise history to connect for 25-or-more home runs, 50-or-more doubles and 100-or-more RBI in a single season, joining Hank Greenberg and Magglio Ordoñez in accomplishing the feat.
- Scored more than 100 runs and drove in more than 100 RBI for the fifth straight season -- according to the Elias Sports Bureau, his streak is tied with Charlie Gehringer (1932-36) for the longest such streak in franchise history.
- Connected for the 2,000th hit of his Major League career with a two-run home run off Ryan Webb in the eighth inning on April 4 vs. Baltimore...he became the 15th active player with 2,000-or-more hits and just the sixth player all-time from Venezuela to reach 2,000 hits...he became the ninth player in Major League history to reach 2,000 hits before their 31st birthday, and the second Tiger to accomplish the feat, joining Ty Cobb who reached 2,000 hits at age 29 years, six months and two days...at 30 years, 11 months and 17 days, he became the seventh-youngest player in Major League history to reach 2,000 hits.
- Became the fifth player in franchise history to hit 250-or-more home runs with a solo home run in the ninth inning on September 15 against Casey Fien and the Twins.
- Selected the American League Player of the Month and the Tigers Player of the Month for September after batting .379/.409/.709 with 19 runs scored, 10 doubles, eight home runs and 18 RBI in 26 games.
- Underwent successful right ankle surgery to remove bone spurs and to repair a stress fracture to his navicular bone on October 22, 2014...the procedure was performed by Dr. Robert Anderson in Charlotte, NC.

Named the American League MVP and won his third consecutive batting title in **2013**.

- Elected the starting third baseman for the American League All-Star Team...marked his fourth All-Star Game appearance as a member of the Tigers.
- Won his fifth Silver Slugger Award and named the American League winner of the Hank Aaron Award, given to the most outstanding offensive performer in each league.
- Named Player of the Year and American League Player of the Year in voting conducted by his peers for the Players Choice Awards.
- Tabbed the best hitter for average and as having the best strike zone discipline in the American League by *Baseball America*.
- Named Tiger of the Year by Detroit's chapter of the BBWAA for the second consecutive season.
- Led the American League with a .348 (193x555) batting average, a .442 on-base percentage and a .636 slugging percentage, while he was tied for first with 37 go-ahead RBI, second with 44 home runs, 137 RBI and 353 total bases, tied for second with 103 runs scored and 193 hits, third with 90 walks, and ninth with 52 multi-hit games.

- Collected 137 RBI during the season, marking the sixth consecutive season he has posted 100-or-more RBI for the Tigers -- became just the second player in Tigers history to drive in 100-or-more RBI in six straight seasons, joining Harry Heilmann, who drove in 100-or-more runs in seven consecutive seasons (1932-1936).
- Matched a career high with 44 home runs on the season.
- Became just the third player in franchise history to connect for 30-or-more home runs and 120-or-more RBI in consecutive seasons, joining Hank Greenberg and Cecil Fielder.
- Collected at least one RBI in each of the team's first five games of the season, marking the longest streak by a Tigers player to start the season since Bobby Higginson did so in the first five games of 2004.
- Drove in 28 runs during the month of April, marking the most for any Tigers player since at least 1921.
- Knocked the 1,000th hit of his Tigers career on May 2 at Houston, becoming the 30th player in franchise history to accomplish the feat.
- Matched career highs with six RBI on May 4 at Houston and three home runs on May 19 vs. Texas.
- Collected the 400th double of his career in the first inning on May 30 vs. Pittsburgh.
- Selected the Tigers Player of the Month and the American League Player of the Month for May after batting .379/.455/.767 with 23 runs scored, nine doubles, 12 home runs and 33 RBI in 28 games during the month -- ranked first in the American League in home runs, RBI and batting average, while he was tied for first in hits (44) and on-base percentage.
- Clubbed the 200th home run of his Tigers career on June 1 vs. Baltimore, becoming just the 10th player in franchise history to record 200 home runs.
- Had a 44-game, on-base streak from May 14-June 30, marking the second-longest streak in the Majors that season (Cuddyer, 46-game streak).
- Connected for 30 home runs prior to the All-Star break -- marked the most home runs by a Tigers player prior to the All-Star break in franchise history.
- Named the American League Player of the Month for August -- hit .356/.430/.733 with five doubles, 11 home runs and 31 RBI in 27 games during the month...ranked tied for first in the American League in home runs and RBI, fourth in batting average and tied for 10th in hits (36)...marked the fourth time he earned American League Player of the Month honors with Detroit.
- Underwent core muscle repair surgery on October 29...the surgery was performed by Dr. Bill Meyers in Philadelphia.

Led the American League with a .330 (205x622) batting average, 44 home runs and 139 RBI for the Tigers during the **2012** season to become the first player to win the Triple Crown since Boston's Carl Yastrzemski did so in 1967...it marked the 14th time since 1900 a player captured the Triple Crown and Cabrera is the 12th player to accomplish the feat during that time...he is the second Tigers player to do so, joining Ty Cobb (1909).

- Selected the American League Most Valuable Player -- became the eighth player in Tigers history to earn the honor...joined Mickey Cochrane (1934), Hank Greenberg (1935, 1940), Charlie Gehringer (1937), Hal Newhouser (1944, 1945), Denny McLain (1968), Willie Hernandez (1984) and Justin Verlander (2011) in accomplishing the feat...Cabrera became the first native of Venezuela to be named the Most Valuable Player.
- Topped the American League with 377 total bases, 84 extra-base hits and a .606 slugging percentage, while he finished second with 109 runs scored and 205 hits, fourth with a .393 on-base percentage and seventh with 40 doubles.
- Selected to the American League All-Star squad for the third time during his Tigers career.
- Earned his fourth Silver Slugger Award, his second as a third baseman.
- Won the American League Hank Aaron Award, recognizing the most outstanding offensive performer in each league.
- Selected the Major League Baseball Player of the Year and the American League Outstanding Player as part of the Players Choice Award balloting.
- Tabbed the Tiger of the Year by Detroit's chapter of the BBWAA for the third time in his Tigers career.
- Won the Walter "Buck" Leonard Award and Josh Gibson Award from the Negro League Baseball Museum as the American League's batting champion and home run leader, respectively.
- Selected as the Luis Aparicio Award winner as Venezuela's top Major League player.
- Captured the American League batting title by hitting .330, marking the second straight season he won the title -- became the first Tigers player to lead the league in hitting in consecutive seasons since Ty Cobb did so in three straight seasons (1917-19).
- Belted 44 home runs during the season, becoming the first Tigers player to connect for 40-or-more home runs in a season since Cecil Fielder belted 44 home runs in 1991...marked the 10th time in club history a Tigers player has hit 40-or-more home runs in a season and Cabrera became the sixth player in franchise history to do so...additionally, he became the first player in Tigers history to belt 30-or-more home runs in five straight seasons.
- Collected 139 RBI during the season, marking the fifth straight season he has posted 100-or-more RBI for the Tigers.
- Finished with 40 doubles and 44 home runs during the season, joining Hank Greenberg as the only two players in Tigers history to collect 40-or-more doubles and 40-or-more home runs during the same season...Greenberg accomplished the feat for Detroit in both 1937 and 1940.
- Collected 205 hits during the season, marking the first time he has finished with 200-or-more hits during a season -- he became the 21st player in Tigers history to collect 200-or-more hits during a season.



- Recorded 377 total bases during the season, marking the fifth straight season he has posted 300-or-more total bases for the Tigers -- he became the first player in club history to post 300-or-more total bases in five consecutive seasons.
- Collected 40 doubles during the season, marking the third straight season he has posted 40-or-more doubles for the Tigers -- longest such streak by a Tigers player since Charlie Gehringer did so in three straight seasons (1932-34).
- Collected the 1,000th RBI of his career on April 27 at New York (AL) -- according to the Elias Sports Bureau, he became the sixth-youngest player in Major League history to reach 1,000 RBI, trailing Mel Ott (27), Jimmie Foxx (27), Alex Rodriguez (28), Ken Griffey, Jr. (28) and Lou Gehrig (28).
- Belted the 300th home run of his Major League career on July 22 vs. Chicago (AL), a solo shot off Philip Humber -- according to STATS LLC, he became the 14th player in Major League history to hit his 300th home run prior to turning 30 years old...he became the second player born in Venezuela to collect 300 home runs during his career, joining Andres Galarraga.
- Tabbed the American League Player of the Month for August -- hit .357/.429/.663 with six doubles, eight home runs and 24 RBI in 26 games during the month...ranked second in the American League in home runs, while he was tied for second in RBI, fifth in batting average and tied for seventh in hits (35).
- Batted .332/.403/.692 with 28 home runs in 80 games at home -- established a Comerica Park record with 28 home runs and it marked the most home runs hit at home by a Tigers player since Hank Greenberg connected for 29 home runs at home during the 1946 season.
- Established a club record for an American League Division Series game with two doubles on October 7 in Game Two vs. Oakland -- matched a franchise record for an ALDS game with three hits and two extra-base hits during that game.

Selected to the American League All-Star squad for the second time with the Tigers as he led the league with a .344 (197x572) batting average during the **2011** season -- became the 10th Tigers player to lead the American League in hitting, the first since Magglio Ordoñez did so with a .363 batting average during the 2007 season.

- Led the American League with 48 doubles and a .448 on-base percentage, while he finished second with 108 walks, 22 intentional walks and a .586 slugging percentage, third with 335 total bases and 78 extra-base hits, fourth with 111 runs scored, fifth with 197 hits, tied for sixth with 105 RBI and tied for 10th with 30 home runs.
- Collected a career-high 108 walks, marking the first time in his career he has walked more than 100 times -- first Tigers player to draw 100-or-more walks during a single season since Tony Phillips and Mickey Tettleton both did so in 1993.
- Finished the season with 111 runs scored, 105 RBI and 108 walks to become just the fifth player in Tigers history to reach a total of 100-or-more in all three categories during a single season -- joined Hank Greenberg (1937, 1938), Charlie Gehringer (1938), Rocky Colavito (1961) and Norm Cash (1961) in accomplishing the feat.
- Finished with 30 home runs and 105 RBI, marking the fourth consecutive season he has posted both 30-or-more home runs and 100-or-more RBI for the Tigers.
- Recorded 48 doubles during the season, marking the second straight season he has posted 40-or-more doubles for the Tigers -- became the first Tigers player with back-to-back seasons of 40-or-more doubles since Hank Greenberg did so for the club in 1939 and 1940.
- Finished with 335 total bases for the Tigers, marking the fourth straight season he surpassed 300 total bases for the club -- became just the second player in franchise history to surpass 300 total bases in at least four straight seasons...Hank Greenberg is the other Tigers player to do so, accomplishing the feat in four straight seasons (1937-40).
- His .448 on-base percentage marked the highest on-base percentage by a Tigers player since Norm Cash finished the 1961 season with a .487 on-base percentage -- his on-base percentage was the highest by a Tigers righthanded hitter since Harry Heilmann posted a .475 on-base percentage in 1927.
- Ranked second among all American League first basemen with 1,379 total chances, 1,263 putouts and 103 assists.
- Won the Walter "Buck" Leonard Award from the Negro League Baseball Museum as the American League's batting champion.
- Selected as the Luis Aparicio Award winner as Venezuela's top Major League player.
- Tabbed the second-best hitter and rated as possessing the second-best strike-zone judgement in the American League by *Baseball America*, while he and Texas' Josh Hamilton were tied for having the second-best power in the league according to the publication.
- Collected the 300th double of his career on April 11 vs. Texas -- according to STATS LLC, he became the first Major League player since at least 1946 to reach 300 doubles prior to turning 28 years old.
- Collected the 1,500th hit of his Major League career on July 15 vs. Chicago (AL), a single in the fifth inning off Gavin Floyd.
- Recorded a season-high, 17-game hitting streak from August 2-20, batting .380/.423/.521 with seven doubles, a home run and 13 RBI.
- Batted .390/.454/.552 with 11 doubles, two home runs and 16 RBI in 27 games during August -- finished the month tied for the lead in the American League in hits (41), while he tied for second in doubles, third in batting average and fifth in on-base percentage.

- Drove in a run in a season-high seven straight games September 1-7, totaling 11 RBI.
- Finished with three hits, including a home run, and three RBI in Game Two of the American League Division Series on October 2 at Yankee Stadium -- became the fifth player in Tigers history to collect at least three hits, a home run and three RBI during a postseason game...joined Hank Greenberg (Game Five of 1940 World Series), Al Kaline (Game Six of 1968 World Series), Alan Trammell (Game One of 1984 American League Championship Series and Game Four of 1984 World Series) and Kirk Gibson (Game Five of 1984 World Series) in accomplishing the feat.
- Belted two home runs in Game Six of the American League Championship Series on October 15 at Texas to match the Tigers single-game postseason record for home runs -- marked the fifth time in franchise history a Tigers player has hit two home runs during a postseason game...he joined Alan Trammell (Game Four of 1984 World Series), Kirk Gibson (Game Five of 1984 World Series), Magglio Ordoñez (Game Four of 2006 American League Championship Series) and Delmon Young (Game Five of 2011 American League Championship Series) in accomplishing the feat.
- Finished with seven RBI during the ALCS, marking the most RBI collected by a Tigers player in an ALCS.

Selected to the American League All-Star squad in his third season with the Tigers in **2010** as he led the league with 126 RBI -- the first Tigers player to lead the league in RBI since Cecil Fielder did so with 124 RBI in 1992...tabbed the Tiger of the Year by Detroit's chapter of the BBWAA for the second time.

- Led the American League with a .420 on-base percentage and 32 intentional walks, while he finished second with a .328 (180x548) batting average, .622 slugging percentage, 341 total bases, 84 extra-base hits and an RBI once every 4.3 at-bats, tied for second with 111 runs scored, third with 38 home runs and a home run every 14.4 at-bats, tied for fourth with 45 doubles, fifth with 89 walks and 10th with 180 hits.
- Earned his third Silver Slugger Award, his first as a first baseman.
- Joined Hank Greenberg as the only two players in Tigers history to finish with at least 45 doubles, 35 home runs and 120 RBI during a single season -- Greenberg accomplished the feat in 1935, 1937 and 1940.
- Tabbed the best hitter for average in the American League by *Baseball America*, while he and Texas' Josh Hamilton were both rated as possessing the best power in the league by the publication.
- Established a career high as he matched a Tigers record with three home runs on May 28 vs. Oakland -- marked the 21st time in franchise history a Tigers player has connected for three home runs in a game and the first time since Dmitri Young did so on April 4, 2005 vs. Kansas City.
- Compiled a career-best 20-game hitting streak from June 19-July 16 -- batted .397/.465/.658 with eight doubles, a triple, three home runs and 19 RBI.
- Ranked tied for sixth in the American League with seven home runs during August.
- Sidelined for the remainder of the season after suffering a right high ankle sprain on September 27 at Cleveland.

Tied for third in the American League in **2009** with a .324 batting average in his second season with the Tigers.

- Ranked third in the AL with 334 total bases, while he finished fourth with 198 hits, tied for fifth with 57 multi-hit games, sixth with a .396 on-base percentage and .547 slugging percentage, tied for sixth with 34 home runs and tied for eighth with 103 RBI.
- Tabbed the third-best hitter in the American League by *Baseball America*.
- Collected 11 hits, three home runs and 10 RBI in his first five games of the season from April 6-10 -- according to the Elias Sports Bureau, he and Toronto's Adam Lind became the fifth and sixth players since 1920 (when RBI became an official statistic) with at least 10 hits, three home runs and 10 RBI in the team's first five games of the season...Cabrera and Lind joined Bobby Doerr (1941), Lou Brock (1967), Kal Daniels (1988) and Larry Walker (1997) in accomplishing the feat.
- Compiled 17 hits and 12 RBI over his first nine games of the season from April 6-15 -- according to the Elias Sports Bureau, he became the third Tigers player since 1955 with at least 17 hits and 12 RBI in the club's first nine games...Cabrera joined Al Kaline (17 hits and 13 RBI in 1955) and Chris Shelton (19 hits and 14 RBI in 2006) in accomplishing the feat.
- Hit .377/.455/.558 with two doubles, four home runs and 14 RBI in 21 games during April -- ranked fourth in the American League in on-base percentage during the month, while he finished fifth in batting average and tied for ninth in hits (29).
- Did not commit an error in 55 consecutive games at first base from May 14-July 23.
- Recorded a 17-game hitting streak from June 29-July 22 -- hit .324/.387/.529 during the streak.
- Hit .337/.398/.531 with seven doubles, four home runs and 10 RBI in 24 games during July.
- Did not commit an error over his final 59 games at first base from August 1-October 6.
- Connected for his 200th career home run on August 23 at Oakland, a two-run shot in the eighth inning off Michael Wuertz -- became the fifth native of Venezuela to connect for 200 home runs in his career.
- Collected two doubles, a home run and five RBI on August 24 at Los Angeles (AL) -- according to the Elias Sports Bureau, it marked the first time in his career that he collected at least three extra-base hits and at least five RBI in the same game...he became the first Tigers player to accomplish the feat since Magglio Ordoñez finished with a double, two home runs and six RBI on May 24, 2008 vs. Minnesota.

Led the American League with 37 home runs during his first season with the Tigers in **2008** -- first Tigers player to lead the league in home runs since Cecil Fielder tied for the lead with 44 home runs in 1991...marked the most home runs hit by a Tigers player since Dean Palmer connected for 38 home runs in 1999...tabbed the Tiger of the Year by Detroit's chapter of the BBWAA.



- Tied for the American League lead with 331 total bases, while he finished third with 127 RBI, fifth with 75 extra-base hits, seventh with a .537 slugging percentage and tied for seventh with a home run once every 16.6 at-bats and an RBI once every 4.9 at-bats.
- According to STATS LLC, his 127 RBI marked the third-highest total by a Tigers player in his first season with the club, trailing Dale Alexander's 137 RBI in 1929 and Cecil Fielder's 132 RBI in 1990.
- Received the Josh Gibson Award from the Negro Leagues Baseball Museum for capturing the American League's home run title.
- Appeared at first base for the first time during his Major League career on April 12 at Chicago (AL).
- Collected the 200th double of his career on June 17 at San Francisco.
- Equaled career highs with five hits and six RBI on July 21 at Kansas City -- according to the Elias Sports Bureau, it marked the third time since 1951 a Tigers player has collected five hits and six RBI in the same game, joining Willie Horton (April 17, 1971 vs. Boston) and Craig Monroe (July 22, 2005 vs. Minnesota) in accomplishing the feat.
- Tabbed both the American League Player of the Month and the Tigers Player of the Month for July -- hit .330/.357/.613 with 15 runs scored, six doubles, eight home runs and 31 RBI in 25 games during the month...led the AL in RBI, while he was tied for third in home runs.
- Collected his 1,000th career hit on September 7 at Minnesota, a solo home run in the sixth inning off Glen Perkins -- according to STAT'S LLC, at 25 years, 142 days old, he became the fifth-youngest player since 1954 to collect 1,000 hits.

Named to the National League All-Star squad for the fourth straight season with the Florida Marlins in **2007** as he tied for third in the league with 119 RBI, tied for fifth with 34 home runs and tied for eighth with a .320 batting average.

- Ranked third in the league with 23 intentional walks, while he finished fifth with 332 total bases, tied for fifth with an RBI once every 4.9 at-bats, seventh with a home run every 17.3 at-bats, tied for seventh with 56 multi-hit games, eighth with a .401 on-base percentage and .565 slugging percentage and tied for ninth with 188 hits.
- Established a career high with 34 home runs and 119 RBI -- his 34 home runs marked the second-highest single-season total in Marlins history (Gary Sheffield hit 42 home runs in 1996), while his 119 RBI marked the third-highest single-season total in Marlins history (Preston Wilson had 121 RBI in 2000 and Sheffield had 120 RBI in 1996).
- Hit .360/.429/.663 with 18 runs scored, five doubles, seven home runs and 19 RBI in 23 games during April -- ranked fourth in the National League in slugging percentage during the month, while he tied for fourth in home runs, sixth in batting average, tied for seventh in RBI and tied for ninth in on-base percentage.
- Batted .362/.450/.681 with 16 runs scored, six doubles, eight home runs and 21 RBI in 26 games during July -- ranked tied for third in the National League in home runs during the month, seventh in slugging percentage and tied for 10th in hits (34).
- Collected his 500th career RBI on September 4 at Washington to become the third-youngest player in Major League history at 24 years, 139 days old to reach 500 RBI -- only Mel Ott (23 years, 74 days) and Ted Williams (24 years, four days) were younger when they reached 500 RBI.
- Connected for his first career grand slam on September 15 at Colorado.
- Hit .375/.429/.458 with two doubles and three RBI in seven games for Aragua in the Venezuelan Winter League following the season.

Established Marlins single-season records with a .339 batting average and 50 doubles as he was selected to the National League All-Star squad for the third straight season in **2006**...tabbed the Marlins Most Valuable Player by the South Florida chapter of the BBWAA.

- Ranked second in the National League with a .339 (195x576) batting average and .430 on-base percentage, while he finished third with 50 doubles and 63 multi-hit games, fourth with 27 intentional walks, sixth with a .568 slugging percentage, seventh with 195 hits, tied for eighth with 78 extra-base hits, tied for ninth with 114 RBI and 10th with 327 total bases.
- Earned his second Silver Slugger Award, his first as a third baseman.
- Participated in the Home Run Derby at Major League Baseball's All-Star Game in Pittsburgh, finishing third with 15 home runs.
- Became just the fourth player in Major League history to collect 50 doubles and 25 home runs in a season before his 24th birthday, joining Hank Greenberg in 1934 (63 doubles, 26 home runs), Alex Rodriguez in 1996 (54 doubles, 36 home runs) and Albert Pujols in 2003 (51 doubles, 43 home runs).
- Batted .378/.441/.640 with 23 runs scored, 14 doubles, five home runs and 30 RBI in 29 games during May -- tied for the National League lead in hits (42) and doubles during the month, while he was fourth in batting average and RBI, seventh in on-base percentage, eighth in slugging percentage and tied for eighth in runs scored.
- Connected for his 100th career home run on August 23 vs. Washington, a solo shot off Chris Schroder in the third inning -- at 23 years, 127 days old, he became the sixth-youngest player in Major League history to reach 100 career home runs...the five players to reach the plateau faster than Cabrera were Mel Ott (22 years, 132 days), Tony Conigliaro (22 years, 197 days), Eddie Mathews (22 years, 292 days), Alex Rodriguez (23 years, 16 days) and Andruw Jones (23 years, 62 days).

- Batted .379/.434/.709 with 18 runs scored, 11 doubles, seven home runs and 32 RBI in 27 games during August -- tied for the National League lead in doubles, while he finished second in RBI, fourth in batting average and slugging percentage, tied for fourth in hits (39), tied for sixth in home runs and eighth in on-base percentage.
- Batted .375/.524/.750 with three doubles, a home run and three RBI in five games for Aragua in the Venezuelan Winter League following the season...saw action for Aragua during the league's playoffs, hitting .329/.402/.586 with three doubles, five home runs and 20 RBI in 19 games.

Finished third in the National League with a .323 batting average for the Marlins in **2005**, earning his first Silver Slugger Award...named to the National League All-Star squad for the second straight season.

- Tied for the lead in the National League with 57 multi-hit games, while he finished second with 198 hits, third with 344 total bases, fourth with 116 RBI, tied for fourth with 78 extra-base hits, tied for fifth with 43 doubles, sixth with 106 runs scored, seventh with 613 at-bats and a .561 slugging percentage, tied for ninth with 33 home runs and an RBI once every 5.3 at-bats and tied for 10th with 12 intentional walks...finished 10th in the league with 125 strikeouts.
- Selected as the Luis Aparicio Award winner as Venezuela's top Major League player.
- Connected for his 30th home run of the season on September 8 at Washington to become the youngest player in Major League history at 22 years and 143 days old to hit 30 home runs in consecutive seasons -- eclipsed the previous mark held by Albert Pujols by 80 days.
- Tied for fifth in the National League with 22 RBI during September -- hit .283/.355/.485 in 25 games during the month.
- Ranked third among all National League outfielders with 12 assists.

Tabbed the Marlins Most Valuable Player by the South Florida chapter of the BBWAA in **2004**...selected to the National League's All-Star squad for the first time in his career.

- Finished fifth in the National League with 112 RBI, while he tied for fifth with 160 games played and finished 10th with 309 total bases.
- Became the fifth-youngest player in Major League history to collect at least 100 RBI during a single season -- Mel Ott (1929), Al Kaline (1955), Ted Williams (1939) and Alex Rodriguez (1996) are the only four players younger than Cabrera to accomplish the feat.
- Homered in four straight games from April 10-14 to match a Marlins record -- became the third player in franchise history to accomplish the feat, joining Kurt Abbott (June 14-17, 1994) and Preston Wilson (May 10-13, 2000).
- Batted .337/.409/.558 in 26 games during August, scoring 21 runs and collecting six doubles, five home runs and 15 RBI.
- Tied for third among all National League outfielders with 13 assists.
- Named to *Baseball America's* winter All-Star squad following the season, after hitting .398 (49x123) with 12 home runs and 42 RBI for Aragua in the Venezuelan Winter League.

Joined the Marlins for his first Major League action after having his contract purchased from Double A Carolina on June 20, **2003**...led all National League rookies with a .468 slugging percentage, while he finished second with 12 home runs and 62 RBI and tied for fourth with 36 extra-base hits.

- Batted .365/.429/.609 with 10 home runs and 59 RBI in 69 games with Carolina before having his contract purchased by the Marlins on June 20...was leading the Southern League in hits (97), doubles (29), extra-base hits (42), RBI and slugging percentage at the time of his promotion, while he was second in batting average.
- Tabbed the most exciting player, best batting prospect and best defensive third baseman and rated as possessing the best strike-zone judgement and best infield arm in the Southern League by *Baseball America*...named the top prospect in the Marlins organization and the Southern League and the No. 12 prospect in all of baseball by the publication.
- Made his Major League debut on June 20 vs. Tampa Bay -- belted a two-run, walk-off home run in the bottom of the 11th inning against Al Levine for his first Major League hit...became just the third player since 1900 to hit a walk-off home run in his Major League debut, joining California's Billy Parker (September 9, 1971 vs. Milwaukee) and Cleveland's Josh Bard (August 23, 2002 vs. Seattle)... according to David Vincent, Cabrera (20 years, 63 days old) became the sixth-youngest player to homer in his debut: Louisville's (American Association) Scott Stratton (18 years, 21 days on April 21, 1888), Whitey Lockman of the New York Giants (18 years, 345 days on July 5, 1945), Detroit's Denny McLain (19 years, 176 days on September 21, 1963), Cincinnati's Ted Tappe (19 years, 224 days on September 14, 1950) and Kansas City's Clint Hurdle (20 years, 50 days on September 18, 1977) were the five younger players.
- Collected four hits in Game Four of the National League Division Series on October 4 vs. San Francisco -- matched a Major League postseason record for hits in a single game by a rookie, joining Freddie Lindstrom of the New York Giants (Game Five of the 1924 World Series), Joe Garagiola of St. Louis (Game Four of the 1946 World Series), Chad Fonville of Los Angeles (NL) (Game Two of the 1995 National League Division Series) and Derek Jeter of New York (AL) (Game One of the 1996 American League Championship Series).
- Belted his first career postseason home run in Game One of the National League Championship Series on

October 7 at Chicago's Wrigley Field against the Cubs, a solo shot in the third inning off Carlos Zambrano -- at 20 years, 182 days old, he became the second-youngest player in Major League history to homer during the postseason (Andrew Jones on October 17, 1996 in Game Seven of the National League Championship Series vs. St. Louis at 19 years, 178 days old).

- Hit .327 with four home runs and 11 RBI in 15 games with Aragua in the Venezuelan Winter League following the season...saw action with Aragua during the league's playoffs, batting .288 with seven home runs and 15 RBI in 20 games...hit .333 (8x24) with three doubles, a triple and two RBI for Venezuela during the Caribbean Series.

Led the Florida State League with 43 doubles for Single A Jupiter during the **2002** season, while he finished third with 53 extra-base hits.

- Ranked as the top prospect in the Marlins organization, the No. 12 prospect overall and the top prospect in the Southern League by *Baseball America* following the season.
- Named the top prospect in the Venezuelan Winter League by *Baseball America* following the season -- hit .329 (46x140) with 10 doubles, four home runs and 24 RBI for Aragua.

Selected to the Midwest League Postseason All-Star squad for his efforts with Single A Kane County in **2001**.

- Named the second-best prospect in the Marlins organization, the No. 38 prospect overall and ninth-best prospect in the Midwest League by *Baseball America* following the season...also rated as possessing the best infield arm in the MWL.
- Saw action with Aragua in the Venezuelan Winter League following the season, batting .300 (54x180) with 11 doubles, five home runs and 18 RBI.

Made his professional debut with the Gulf Coast League Marlins in **2000**, before earning a promotion to Single A Utica on August 29.

- Led the Gulf Coast League with 219 at-bats, while he tied for second with 57 games played and finished fifth with 38 runs scored.
- Topped all Gulf Coast League shortstops with a .950 fielding percentage, 90 putouts, 156 assists and 27 double plays.
- Named the No. 3 prospect in the Marlins organization, the No. 91 prospect in all of baseball and the 20th-best prospect in the Gulf Coast League by *Baseball America* following the season.

Signed by the Marlins as a non-drafted free agent on July 2, **1999**.

- Ranked as the No. 11 prospect in the Marlins organization by *Baseball America* following the season.

IN THE COMMUNITY

- In response to the COVID-19 crisis, Rosangel and Miguel Cabrera partnered with the Detroit Tigers Foundation, an affiliate of Ilitch Charities, to donate \$250,000 to benefit children and families in Detroit. The contribution helped to provide meals for children, technology for students, affordable childcare for families, and protective face masks for children and families all in the city of Detroit.
- The Miguel Cabrera Foundation donated 100 lunches to front line medical staff at Henry Ford Macomb Hospital.
- Participated in a campaign to help get out the word regarding the 2020 U.S. Census with an emphasis on Spanish-speaking communities that are historically under-counted / represented in the U.S. Census.
- As recognition for his generosity and focus on bettering the community, he was nominated as the Tigers 2021 Roberto Clemente Award recipient. He was also the club's nominee in 2012, 2013, 2015, 2016, 2017, 2019, 2020 and 2022.
- In 2012 he established the Miguel Cabrera Foundation; hosts "Keeping Kids in the Game", which generally raises over \$200,000 per year to benefit the Children's Hospital of Michigan Foundation, C.S. Mott Children's Hospital, the Miguel Cabrera Foundation and the Detroit Tigers Foundation.
- Launched "Miggy Ball 24" during the 2015 offseason...the competition event is for younger children and is put together by the Miguel Cabrera Foundation in Venezuela; also hosted the "Miggy Ball Gala" in January, 2016 in Miami to raise funds for the Miguel Cabrera Foundation...Miggy Ball events were held in both Lakeland and Detroit in 2018...his foundation has helped renovate several youth baseball fields in Venezuela.
- Established the Miguel Cabrera Family Scholarship Fund in 2016...the scholarship, intended for first-generation college students from Michigan or Florida, is a permanent endowment with the Community Foundation for Southeast Michigan, initially valued at approximately \$250,000.



TRANSACTIONS

- Signed by Florida as a non-drafted free agent on July 2, 1999
- On temporarily inactive list, July 7-11, 2001 (Participating in Futures Game)
- On temporarily inactive list, July 6-8, 2002 (Participating in Futures Game)
- Acquired by the Tigers along with Dontrelle Willis from Florida, in exchange for Burke Badenhop, Eulogio De La Cruz, Cameron Maybin, Andrew Miller, Mike Rabelo and Dallas Trahern on December 5, 2007
- On paternity list, August 25-26, 2011
- On injured list, July 4-August 14, 2015 (left calf strain)
- On injured list, April 22-May 2, 2017 (right groin strain)
- On suspended list, September 2-9, 2017
- On injured list, May 4-June 1, 2018 (right hamstring strain)
- On injured list, June 13-October 29, 2018 (ruptured left biceps tendon)
- On injured list, April 11-25, 2021 (left biceps strain)
- On injured list, September 3-19, 2022 (left biceps strain)

JOSE MIGUEL CABRERA'S CAREER RECORD

Year	Club	AVG	G	AB	R	H	TB	2B	3B	HR	RBI	SH	SF	HB	BB	SO	SB	CS	OBP	SLG	E
2000	GCL Marlins	.260	57	219	38	57	77	10	2	2	22	0	2	6	23	46	1	0	.344	.352	13
	Utica	.250	8	32	3	8	10	2	0	0	6	0	0	2	6	0	0	0	.294	.313	4
2001	Kane County	.268	110	422	61	113	161	19	4	7	66	1	3	2	37	76	3	0	.328	.382	32
2002	Jupiter	.274	124	489	77	134	206	43	1	9	75	1	8	9	38	85	10	1	.333	.421	17
2003	Carolina	.365	69	266	46	97	162	29	3	10	59	0	4	2	31	49	9	4	.429	.609	15
	Florida	.268	87	314	39	84	147	21	3	12	62	4	1	2	25	84	0	2	.325	.468	4
2004	Florida	.294	160	603	101	177	309	31	1	33	112	0	8	6	68	148	5	2	.366	.512	9
2005	Florida	.323	158	613	106	198	344	43	2	33	116	0	6	2	64	125	1	0	.385	.561	7
2006	Florida	.339	158	576	112	195	327	50	2	26	114	0	4	10	86	108	9	6	.430	.568	17
2007	Florida	.320	157	588	91	188	332	38	2	34	119	1	7	5	79	127	2	1	.401	.565	23
2008	DETROIT	.292	160	616	85	180	331	36	2	37	127	0	9	3	56	126	1	0	.349	.537	14
2009	DETROIT	.324	160	611	96	198	334	34	0	34	103	0	1	5	68	107	6	2	.396	.547	7
2010	DETROIT	.328	150	548	111	180	341	45	1	38	126	0	8	3	89	95	3	3	.420	.622	13
2011	DETROIT	.344	161	572	111	197	335	48	0	30	105	0	5	3	108	89	2	1	.448	.586	13
2012	DETROIT	.330	161	622	109	205	377	40	0	44	139	0	6	3	66	98	4	1	.393	.606	13
2013	DETROIT	.348	148	555	103	193	353	26	1	44	137	0	2	5	90	94	3	0	.442	.636	12
2014	DETROIT	.313	159	611	101	191	320	52	1	25	109	0	11	3	60	117	1	1	.371	.524	6
2015	DETROIT	.338	119	429	64	145	229	28	1	18	76	0	2	3	77	82	1	1	.440	.534	4
2016	DETROIT	.316	158	595	92	188	335	31	1	38	108	0	5	4	75	116	0	0	.393	.563	7
2017	DETROIT	.249	130	469	50	117	187	22	0	16	60	0	3	3	54	110	0	1	.329	.399	1
2018	DETROIT	.299	38	134	17	40	60	11	0	3	22	0	1	0	22	27	0	0	.395	.448	1
2019	DETROIT	.282	136	493	41	139	196	21	0	12	59	0	5	3	48	108	0	0	.346	.398	1
2020	DETROIT	.250	57	204	28	51	85	4	0	10	35	0	2	1	24	51	1	0	.329	.417	0
2021	DETROIT	.256	130	472	48	121	182	16	0	15	75	0	9	5	40	118	0	0	.316	.386	1
2022	DETROIT	.254	112	397	25	101	126	10	0	5	43	0	5	3	28	101	1	0	.305	.317	0
	MINOR LEAGUE TOTALS	.286	368	1428	225	409	616	103	10	28	228	2	17	19	131	262	23	5	.350	.431	81
	NL TOTALS	.313	720	2694	449	842	1459	183	10	138	523	5	26	25	322	592	17	11	.388	.542	60
	DETROIT TOTALS	.306	1979	7328	1081	2246	3791	424	7	369	1324	0	74	47	905	1439	23	10	.383	.517	93
	MAJOR LEAGUE TOTALS	.308	2699	10022	1530	3088	5250	607	17	507	1847	5	100	72	1227	2031	40	21	.384	.524	153

MAJOR LEAGUE CAREER FIELDING

	G	TC	PO	A	E	DP	PCT
First Base	1195	10224	9409	753	62	974	.994
Third Base	697	1665	490	1101	74	134	.956
Outfield	348	596	549	30	17	5	.971

MAJOR LEAGUE CAREER HIGHS

- Hits:** 5 (twice) - last, July 21, 2008 at Kansas City
Home Runs: 3 (twice) - last, May 19, 2013 at Texas
RBI: 6 (six times) - last, September 23, 2020 at Minnesota
Stolen Bases: 1 (40 times) - last, July 12, 2022 at Kansas City
Hitting Streak: 20 - June 19-July 16, 2010



30 KERRY CARPENTER

HT: 6-2 WT: 220 BT: L TH: R BORN: 9/2/1995 IN EUSTIS, FL

OUTFIELDER

Opening Day Age: 27 **Residence:** Eustis, FL
Major League Service: 0.057 **Signed Through:** 2023
How Obtained: Selected by the Tigers in the 19th round of the 2019 MLB Draft

SEASON HIGHLIGHTS

Named the Tigers Minor League Player of the Year in **2022**, hitting .313/.380/.645 with 27 doubles, one triple, 30 home runs and 75 RBI in 98 games between Double A Erie and Triple A Toledo...also saw his first big league action, playing in 31 games with the Tigers.

- Among all players in professional baseball with at least 120 games played, he ranked fourth in slugging percentage (.610), ISO (.310) and HR% (7.0%).
- Selected Eastern League Player of the Month and Tigers Minor League Player of the Month for May, hitting .411/.471/.922 and leading the league in hits (37), runs (27), RBI (29), home runs (13), batting average, total bases (83), on-base percentage, slugging percentage and OPS...his 83 total bases and 13 home runs in May led Minor League Baseball.
- Named International League Player of the Week for the week ending August 7...hit .417/.500/.958 with two doubles, a triple, three home runs and nine RBI in seven games.
- Made his Major League debut on August 10 vs. Cleveland, starting at designated hitter and going 0x4.
- Recorded the first hit of his big league career on August 13 at Chicago (AL) with a ninth inning single.
- Finished a triple shy of the cycle in the second game of the doubleheader on August 15 at Cleveland, hitting his first Major League home run, a solo shot, and adding a double and three runs scored...became the third Tigers player since the start of 2000 to have three-plus runs scored in one of his first four career games (also, Brent Clevlen on August 1, 2006 and Jake Rogers on July 31, 2019).
- Reached base four times on August 16 at Cleveland, going 2x3 with a home run, two RBI and two walks... became the fifth Tigers player since the start of 2000 to have two-plus homers in his first five career games, joining Akil Baddoo (2021), Eugenio Suarez (2014), Alex Avila (2009) and Brent Clevlen (2006).
- Had a season-high three hits on August 28 at Texas, finishing the game 3x5 with two doubles and a RBI.
- Placed on the 10-day injured list on September 29 with a left lumbar spine strain and missed the rest of the season.

Spent the entire **2021** season with Double A Erie, playing in 112 games.

- Ranked third in the Eastern League with 109 hits and 74 RBI, while he was ninth with 180 total bases and tied for ninth with 24 doubles.
- Had a strong finish to the season, hitting .357/.419/.589 with five doubles, a triple, two home runs and 15 RBI in 15 games.

Worked out remotely during the **2020** season as a result of the COVID-19 pandemic.

Earned Gulf Coast League Most Valuable Player honors in his first professional season in **2019**.

- Named to the GCL Postseason All-Star Team.
- Led the GCL in home runs (9), slugging percentage (.625), OPS (1.033), extra-base hits (28) and total bases (100), while he ranked second in RBI (34), doubles (16), fourth in hits (51), fifth in batting average (.319), tied for fifth in runs scored (33) and sixth in on-base percentage (.408).
- Belted a pair of home runs and drove in four on August 27 at GCL Yankees East.
- Earned GCL Player of the Month for August after hitting .373/.465/.759 with 10 doubles, two triples, six home runs and 21 RBI in 21 games.

TRANSACTIONS

- Selected by the Tigers in the 19th round of the 2019 MLB Draft out of Virginia Tech (signing scout: Matt Zmuda)
- On injured list, September 29-October 6, 2022 (left lumbar spine strain)

KERRY WILLIAM CARPENTER'S CAREER RECORD

Year	Club	AVG	G	AB	R	H	TB	2B	3B	HR	RBI	SH	SF	HB	BB	SO	SB	CS	OBP	SLG	E
2019	GCL Tigers West	.319	43	160	33	51	100	16	3	9	34	0	4	5	22	18	6	0	.408	.625	1
	Connecticut	.167	4	18	1	3	3	0	0	0	1	0	0	0	0	3	1	0	.167	.167	0
2020	Did Not Play																				
2021	Erie	.262	112	416	57	109	180	24	1	15	74	0	7	9	29	94	5	6	.319	.433	6
2022	Erie	.304	63	240	43	73	155	16	0	22	48	0	1	5	16	72	1	3	.359	.646	3
	Toledo	.331	35	118	17	39	76	11	1	8	27	0	1	2	17	17	2	7	.420	.644	0
	DETROIT	.252	31	103	16	26	50	4	1	6	10	0	1	3	6	32	0	0	.310	.485	0
MINOR LEAGUE TOTALS		.289	257	952	151	275	514	67	5	54	184	0	13	21	84	204	15	16	.355	.540	10
MAJOR LEAGUE TOTALS		.252	31	103	16	26	50	4	1	6	10	0	1	3	6	32	0	0	.310	.485	0

MAJOR LEAGUE CAREER FIELDING

	G	TC	PO	A	E	DP	PCT
Outfield	19	35	34	1	0	1	1.000

MAJOR LEAGUE CAREER HIGHS

Hits: 3 (twice) - last, August 28, 2022 at Texas

Home Runs: 1 (six times) - last, September 21, 2022 at Baltimore

RBI: 2 - August 16, 2022 at Cleveland

Stolen Bases: No Major League Stolen Bases

Hitting Streak: 4 - September 18-21, 2022



66

KERVIN CASTRO

NON-ROSTER INVITEE

HT: 5-10 WT: 237 BT: R TH: R BORN: 2/7/1999 IN MARACAY, VZ

RIGHTHANDED PITCHER

Opening Day Age: 24 Residence: Maracay, VZ

Major League Service: 0.057 Signed Through: 2023

How Obtained: Signed by the Tigers as a Minor League free agent on December 12, 2022

SEASON HIGHLIGHTS

Began the **2022** season in the Giants organization before being claimed off waivers by the Cubs on August 2.

- Allowed just three earned runs over 12 outings from June 4-July 12, posting a 0-1 record with a 1.69 ERA (16.0IP/3ER) and 13 strikeouts.
- Went 2-0 with one save, a 1.50 ERA (12.0IP/2ER) and 16 strikeouts in seven appearances with Triple A Iowa in September.

Spent most of **2021** with Triple A Sacramento before making his Major League debut late in the season.

- Appeared in seven games with Sacramento in June, compiling a 1-0 record with one save, a 2.00 ERA (9.0IP/2ER) and nine strikeouts.
- Had multiple strikeouts in all seven relief outings in August, going 1-0 with a 0.90 ERA (10.0IP/1ER) and 15 strikeouts.
- Made his Major League debut on September 7 at Colorado, throwing 2.0 scoreless innings with two hits allowed and one strikeout.
- Did not allow an earned run in 10 appearances with the Giants, throwing 13.1 innings and giving up 13 hits with 13 strikeouts.
- Appeared in two games during the NLDS against Los Angeles (NL), pitching 1.1 hitless innings.
- Ranked as the No. 24 prospect in the Giants organization by *Baseball America*.

Worked out remotely during the **2020** season as a result of the COVID-19 pandemic.

- Ranked as the No. 18 prospect in the Giants organization by *Baseball America*.

Started 14 games with Single A Salem-Keizer in **2019**.

- Named to the Northwestern League midseason and postseason All-Star Teams.
- Led the NWL with a 0.96 WHIP, while he ranked second with 67.2 innings pitched and fourth with a 2.66 ERA (67.2IP/20ER).
- Earned NWL Pitcher of the Week for the week ending August 4 after throwing 6.0 scoreless innings with two hits allowed and four strikeouts on July 31 vs. Tri-City.

Limited to just one appearance in **2018** while recovering from Tommy John surgery.



2023 TIGERS

Did not pitch in **2017** after undergoing right elbow ulnar collateral ligament surgery.

Began his professional career in **2016**, pitching in 13 games with the DSL Giants.

TRANSACTIONS

- Signed by San Francisco as a non-drafted free agent on July 2, 2015
- On injured list, June 3-September 26, 2017 (right elbow ulnar collateral ligament injury)
- On injured list, June 2-August 25, 2018 (right elbow ulnar collateral ligament injury)
- Claimed off waivers by Chicago (NL) from San Francisco on August 2, 2022
- Signed by the Tigers as a Minor League free agent on December 12, 2022

KERVIN ALEXANDER CASTRO'S CAREER RECORD

Year	Club	W-L	ERA	G	GS	CG	SHO	SV	IP	H	TBF	R	ER	HR	HB	BB	SO	WP	BK	AVG
2016	DSL Giants	3-1	4.71	13	0	0	0	0	21.0	17	93	14	11	0	5	12	25	8	1	.233
2017	Did Not Play																			
2018	DSL Giants	0-0	0.00	1	0	0	0	0	1.0	0	4	0	0	0	0	1	2	0	0	.000
2019	Salem-Keizer	5-3	2.66	14	14	0	0	0	67.2	52	268	24	20	2	4	13	61	5	0	.211
2020	Did Not Play																			
2021	Sacramento	6-1	2.86	30	0	0	0	1	44.0	31	183	14	14	3	2	22	60	3	0	.197
	San Francisco	1-1	0.00	10	0	0	0	0	13.1	13	56	1	0	0	0	4	13	0	0	.260
2022	Sacramento	0-4	5.57	29	0	0	0	0	32.1	31	151	21	20	4	3	24	32	2	0	.254
	Iowa	2-0	1.32	8	0	0	0	1	13.2	7	51	2	2	0	0	7	18	3	0	.163
	San Francisco	0-0	27.00	2	0	0	0	0	1.2	4	11	5	5	0	0	2	4	0	0	.444
	Chicago (NL)	0-1	7.59	8	0	0	0	0	10.2	11	46	9	9	3	5	0	7	0	0	.268
MINOR LEAGUE TOTALS		16-9	3.36	95	14	0	0	2	179.2	138	750	75	67	9	14	79	198	21	1	.214
MAJOR LEAGUE TOTALS		1-2	4.91	20	0	0	0	0	25.2	28	113	15	14	3	0	11	24	0	0	.280

MAJOR LEAGUE CAREER FIELDING

	G	TC	PO	A	E	DP	PCT
Pitcher	20	3	0	2	1	0	.667

MAJOR LEAGUE CAREER HIGHS

Longest Winning Streak in Games with Decision: No Major League winning streak

Longest Losing Streak in Games with Decision: 2 - October 2, 2021-August 4, 2022 (Game 2)

Strikeouts: 3 (twice) - last, April 26, 2022 vs. Oakland

Walks: 2 (twice) - last, August 4, 2022 at St. Louis (Game 2)

Innings (starter): No Major League starts

Innings (relief): 2.0 (five times) - last, August 25, 2022 vs. St. Louis



67

JOSÉ CISNERO

HT: 6-3 WT: 258 BT: R TH: R BORN: 4/11/1989 IN BAJOS DE HAINA, DR

RIGHTHANDED PITCHER

Opening Day Age: 33

Residence: San Francisco de Macoris, DR

Major League Service: 5.020

Signed Through: 2023

How Obtained: Signed by the Tigers as a Minor League free agent on November 8, 2018

SEASON HIGHLIGHTS

Limited to 28 games with the Tigers in **2022** after missing the first half of the season with an injury.

- Sideline from April 6-July 15 with a right rotator cuff strain.
- Made his 2022 debut in the second game of the doubleheader on July 21 at Oakland, allowing two hits in a scoreless inning.
- Did not allow a run in eight of his first nine appearances of the season, compiling a 1.13 ERA (8.0IP/1ER) with four hits allowed and four strikeouts.
- Finished the season with a career-best 13 appearance scoreless streak, over which he threw 11.2 innings, allowing six hits and striking out 15.
- Pitched in three games for Gigantes del Cibao in the Dominican Winter League and had a 0-1 record with a 3.00 ERA (3.0IP/1ER) and three strikeouts.

Was a key part of the Tigers bullpen in **2021**, establishing career highs in appearances (67), wins (4), innings pitched (61.2) and strikeouts (62).

- Finished the season with 18 holds, which ranked tied for 10th in the American League.

- Posted a career-high average velocity on his fastball at 96.7 MPH...topped out at 99.9 MPH on June 27 vs. Houston, the fastest pitch of his career.
- Made the 100th appearance of his Major League career on April 7 vs. Minnesota, throwing 2.0 perfect innings with three strikeouts.
- Did not allow an earned run in nine consecutive outings from May 13-31, throwing 7.2 innings with three hits and 10 strikeouts.
- Earned his first Major League save on June 5 at Chicago (AL), retiring all three batters he faced.
- Picked up his first win of the season on June 20 at Los Angeles (AL), working 2.0 perfect innings with three strikeouts.
- Named the Tigers Pitcher of the Month for June, appearing in 12 games during the month and posting a 1-2 record with a 0.68 ERA (13.1IP/1ER) and 13 strikeouts...allowed just seven hits, limiting opponents to a .159 batting average, while he also had a 0.83 WHIP...among Major League relievers with at least 13.0 innings pitched, he ranked fourth in ERA, tied for sixth in WHIP and tied for seventh in opponent batting average.
- Did not allow a run in 11 consecutive appearances from June 14-July 8, throwing 11.2 scoreless innings with 11 strikeouts...did not allow an earned run in 24 of 25 outings from May 13-July 8, and had a 0.37 ERA (24.1IP/1ER) with 25 punchouts in that span...among big league relievers with at least 24.0 innings pitched during that stretch, he ranked first in ERA, fourth in WHIP (0.70) and fifth in opponents batting average (.143).
- Posted a 1-0 record with a 1.65 ERA (16.1IP/3ER) and 10 strikeouts over 17 outings from August 1-September 17.
- Placed on the injured list on September 14 and missed the rest of the season with a right elbow laceration.

Established himself as a mainstay in the back-end of the Tigers bullpen during the **2020** season, with all 29 of his appearances coming in the seventh inning-or-later.

- Posted a 3-3 record and 3.03 ERA (29.2IP/10ER) on 23 hits and 10 walks, while striking out 34...marked career highs in wins, holds (6), strikeouts per nine innings (10.31), and career lows in ERA, WHIP (1.11), FIP (2.63), and walks per nine innings (3.03)...held opponents scoreless in 23-of-29 outings on the season.
- Among all Major League relievers he ranked tied for third with 29 appearances and seventh with 29.2 innings pitched.
- Tied a career high with 17 inherited runners, which ranked tied for seventh in the American League this season...allowed just one of those inherited runners to score, giving him the lowest inherited runner score percentage (5.9) in all of baseball among pitchers with at least 17 IR.
- Did not allow a run over 11 consecutive appearances from August 12 to September 4...allowed only two hits and four walks over that span, while striking out 15...opponents hit .057 (2x35) during the stretch.
- Made his 28th career multi-inning relief appearance on September 15 vs. Kansas City, tossing 1.1 scoreless innings and stranding both runners he inherited...has had great success in his career in multi-inning outings, posting a combined 3-1 record and 1.75 ERA (56.2IP/11ER) on 47 hits and 15 walks, while striking out 57.

Split the **2019** season between Detroit and Triple A Toledo...appeared at the Major League level for the first time since 2014.

- Made eight multi-inning relief appearances for the Tigers...allowed just one run to score in those outings, compiling 14.2 innings with eight hits and three walks, while striking out 15.
- Did not allow a run over his final nine appearances with Triple A Toledo from June 5-July 21, throwing 10.0 scoreless innings.
- Allowed just one earned run over 10 appearances with Detroit between August 20 and September 12...posted a 1.13 ERA (8.0IP/1ER) over that span, allowing three hits and four walks, while striking out 11.
- Pitched in eight games with Leones del Escogido in the Dominican Winter League, and had a 0-1 record with a 0.96 ERA (9.1IP/1ER) and 16 strikeouts.

Appeared in 22 games with Leones del Escogido in the Dominican Winter League in **2018**, compiling a 1-2 record with a 4.74 ERA (19.0IP/10ER) and 20 strikeouts.

Pitched for Cardenales de Lara in the Venezuelan Winter League in **2017**, posting a 1-1 record with a 2.61 ERA (10.1IP/3ER) and nine strikeouts in 12 appearances.

Played for both Sultanes de Monterrey in the Mexican League and the New Jersey Jackals of the Canadian-American Association in **2016**.

Made four appearances with Double A Pensacola in **2015** after missing most of the season due to injury.

- Missed the first two months of the season recovering from Tommy John surgery.
- Sideline from June 15-September 16 with a right back strain.
- Made 19 appearances with Gigantes del Cibao in the Dominican Winter League, posting a 2-1 record with a 4.32 ERA (16.2IP/8ER) and 20 strikeouts.

Limited to 11 appearances between Houston and Triple A Oklahoma in **2014**.



- Sidelined from May 7-November 3 with a right elbow sprain...underwent Tommy John surgery, which was performed by Dr. Thomas Mehlhoff.

Made his Major League debut in **2013** with Houston, appearing in 28 games.

- Made his Major League debut on April 22 vs. Seattle, throwing 3.2 shutout innings of relief with one strikeout.
- Earned his first big league victory on May 18 at Pittsburgh, striking out five and tossing 3.2 scoreless innings.
- Did not allow an earned run in 10 consecutive appearances from May 18-June 26, throwing 19.1 innings and striking out 23.
- Pitched for Gigantes del Cibao of the Dominican Winter League and had a 4.91 ERA (3.2IP/2ER) and three strikeouts in six appearances.
- Ranked as the No. 15 prospect in the Astros system by *Baseball America*.

Split the **2012** season between Double A Corpus Christi and Triple A Oklahoma City, starting 28 games.

- Ranked second among Houston Minor Leaguers with 148 strikeouts.
- Led the Texas League with two complete games, while he ranked third with 116 strikeouts.
- Allowed just eight home runs in 148.1 innings, good for a mark of 0.54 home runs per 9.0 innings.
- Earned Texas League Pitcher of the Week honors twice during the season, first for the week ending June 3, when he threw 7.0 scoreless innings with seven strikeouts at Arkansas...received the honor for a second time for the week ending July 22, when he made two starts and went 2-0 with a 1.72 ERA (15.2IP/3ER) and 15 strikeouts.
- Threw the first shutout of his professional career on June 16 at Frisco, allowing just two hits and striking out six.
- Ranked as the No. 15 prospect in the Astros system by *Baseball America* following the season.

Led all Astros Minor Leaguers with 152 strikeouts in **2011**, as he spent the entire season with Single A Lancaster.

- Paced the California League with 11.09 strikeouts per 9.0 innings, while he ranked second with a .246 (115x468) opponent batting average and sixth with 152 strikeouts.
- Struck out 11 batters on April 12 vs. San Jose...had four other double-digit strikeout performances during the season, striking out 13 on May 3 vs. Rancho Cucamonga, 11 on July 15 at High Desert, 11 on July 21 vs. High Desert and 10 on September 2 vs. Lake Elsinore.
- Named the Lancaster Pitcher of the Month for May, posting a 2-2 record with a 3.90 ERA (32.1IP/14ER) and 34 strikeouts in six starts.
- Sidelined from August 25-September 1 with a left ankle strain.
- Rated as the 26th-best prospect in the Astros organization by *Baseball America* following the season.

Started 26 games with Single A Lexington in **2010**.

- Named an organization All-Star by MiLB.com.
- Ranked seventh in the South Atlantic League with 126 strikeouts...was fourth among South Atlantic League starters with a .221 (106x480) opponent batting average and 8.53 strikeouts per 9.0 innings.
- Tabbed Lexington Pitcher of the Month for August, compiling a 2-1 record with a 3.31 ERA (35.1IP/13ER) and 27 strikeouts in six starts.

Spent the entire **2009** season with Single A Greenville, making 13 starts.

- Led the Appalachian League with a .165 (32x194) opponent batting average, while he was tied for the league lead with 13 starts and third with 64 strikeouts...also led all Appalachian League starters with 10.35 strikeouts per 9.0 innings.
- Selected Greenville's Pitcher of the Month in both July and August...went 2-0 with a 3.43 ERA (21.0IP/8ER) and 22 strikeouts in five starts during July, while he was 1-1 with a 3.18 ERA (28.1IP/10ER) and 37 strikeouts in six August starts.

Completed his first season of professional baseball in **2008**, making 10 appearances, including six starts, with the DSL Astros.

- Threw 5.0 shutout innings and struck out a season-high nine batters on August 19 at the DSL Pirates.
- Made three appearances in August and did not allow an earned run in 13.2 innings, striking out 19 and allowing seven hits.



TRANSACTIONS

- Signed by Houston as a non-drafted free agent on December 6, 2007
- On temporarily inactive list, August 31-September 4, 2010
- On injured list, August 25-September 1, 2011 (left ankle strain)
- On injured list, May 7-November 3, 2014 (right elbow sprain)
- Signed by Cincinnati as a Minor League free agent on November 17, 2014
- On injured list, June 15-September 16, 2015 (right back strain)
- Signed by Arizona as a Minor League free agent on December 11, 2015
- Signed by the Tigers as a Minor League free agent on November 8, 2018
- On injured list, September 13-October 4, 2021 (right elbow laceration)
- On injured list, April 6-July 15, 2022 (right rotator cuff strain)
- On bereavement list, July 15-21, 2022

JOSÉ LUIS CISNERO'S CAREER RECORD

Year	Club	W-L	ERA	G	GS	CG	SHO	SV	IP	H	TBF	R	ER	HR	HB	BB	SO	WP	BK	AVG
2008	DSL Astros	0-3	3.10	10	6	0	0	2	29.0	18	115	15	10	0	4	11	34	5	0	.180
2009	Greeneville	4-2	3.56	13	13	0	0	0	55.2	32	236	25	22	5	8	30	64	7	2	.165
2010	Lexington	8-6	3.65	26	26	0	0	0	133.0	106	572	69	54	11	15	65	126	16	2	.221
2011	Lancaster	8-11	6.06	27	27	0	0	0	123.1	115	559	88	83	13	8	75	152	16	3	.246
2012	Corpus Christi	9-6	3.40	20	20	2	1	0	108.2	93	464	44	41	7	3	46	116	5	1	.227
	Oklahoma City	4-1	4.54	8	8	0	0	0	39.2	52	182	23	20	1	3	18	32	1	0	.329
2013	Oklahoma City	1-1	8.66	12	1	0	0	0	17.2	25	90	18	17	2	2	13	24	3	0	.333
	Houston	2-2	4.12	28	0	0	0	0	43.2	49	198	23	20	5	1	22	41	1	2	.283
2014	Oklahoma City	0-0	2.45	6	0	0	0	0	11.0	5	44	3	3	1	0	4	18	0	0	.125
	Houston	0-0	9.64	5	0	0	0	0	4.2	8	25	5	5	0	0	4	5	0	0	.400
2015	Pensacola	0-0	3.38	4	0	0	0	0	5.1	2	21	2	2	0	0	4	6	1	0	.118
2016	Sultanes de Monterrey*	0-0	5.25	13	0	0	0	1	12.0	13	54	9	7	2	0	6	16	3	0	.277
	New Jersey*	1-0	3.86	5	0	0	0	0	7.0	3	---	3	3	0	0	7	6	1	0	---
2019	Toledo	1-2	2.70	32	2	0	0	7	40.0	36	177	14	12	3	2	21	49	1	0	.235
	DETROIT	0-4	4.33	35	0	0	0	0	35.1	35	162	21	17	5	3	19	40	1	0	.257
2020	DETROIT	3-3	3.03	29	0	0	0	0	29.2	23	123	10	10	1	3	10	34	0	0	.209
2021	DETROIT	4-4	3.65	67	0	0	0	4	61.2	51	265	34	25	6	4	31	62	4	0	.226
2022	Lakeland#	0-1	40.50	1	0	0	0	0	0.2	3	7	4	3	0	0	2	0	0	0	.750
	Toledo#	1-0	3.18	6	0	0	0	0	5.2	3	22	2	2	0	1	1	6	0	0	.150
	DETROIT	1-0	1.08	28	0	0	0	0	25.0	15	105	4	3	0	1	19	23	1	0	.176
MINOR LEAGUE TOTALS		36-33	4.27	178	103	2	1	10	581.2	503	2543	316	276	45	46	296	643	58	8	.232
DETROIT TOTALS		8-11	3.26	159	0	0	0	4	151.2	124	655	69	55	12	11	79	159	6	0	.223
MAJOR LEAGUE TOTALS		10-13	3.60	192	0	0	0	4	200.0	181	878	97	80	17	12	105	205	7	2	.241

* - Not included in career totals

MAJOR LEAGUE CAREER FIELDING

	G	TC	PO	A	E	DP	PCT
Pitcher	192	25	12	12	1	0	.960

MAJOR LEAGUE CAREER HIGHS

- Longest Winning Streak in Games with Decision:** 5 - June 20-September 7, 2022
- Longest Losing Streak in Games with Decision:** 6 - June 30, 2013-September 18, 2019
- Strikeouts:** 5 (twice) - last, May 21, 2013 vs. Kansas City
- Walks:** 3 (twice) - last, July 29, 2021 vs. Baltimore
- Innings (starter):** No Major League starts
- Innings (reliever):** 3.2 (twice) - last, May 18, 2013 at Pittsburgh



	74		BRENDON DAVIS		NON-ROSTER INVITEE
	HT: 6-4	WT: 185	BT: R	TH: R	BORN: 7/28/1997 IN LAKEWOOD, CA
INFIELDER			Opening Day Age: 25		
Major League Service: 0.006			Residence: Peoria, AZ		
How Obtained: Signed by the Tigers as a Minor League free agent on November 19, 2022			Signed Through: 2023		

SEASON HIGHLIGHTS

Began the **2022** season in the Angels organization before being claimed off waivers by the Tigers on May 20.

- Went 4x5 with two runs scored and a double on June 3 at Columbus.
- Launched a pair of solo home runs on September 11 vs. St. Paul.
- Made his Major League debut on October 1 vs. Minnesota, starting at third base and going 0x3.
- Picked up his first big league hit in the second game of the doubleheader on October 4 at Seattle, hitting a single in the fifth inning.

Saw time at three different levels in the Angels organization in **2021**, combining to play in 124 games between Single A Tri-City, Double A Rocket City and Triple A Salt Lake.

- Named an Angels Organization All-Star by MiLB.com.
- Led all Angels Minor Leaguers in home runs (30), runs scored (91), extra-base hits (65) and total bases (271) and ranked second in RBI (83) and doubles (29).
- Earned Northwest League Player of the Week honors twice during the season...for the week ending May 30, went 9x24 with two doubles, four home runs and five RBI...for the week ending July 4, went 12x28 with three doubles, two triples, three home runs and six RBI.
- Was promoted to Salt Lake on August 25...from the time of his promotion to the end of the season, led the Bees in batting average (.333), home runs (8), RBI (25), runs (25), total bases (75) and OPS (1.050)...ranked in the Pacific Coast League top 10 in several offensive categories during that span, including third in total bases, tied for fourth in runs scored, fifth in OPS, sixth in hits and tied for ninth in doubles.

Worked out remotely during the **2020** season as a result of the COVID-19 Pandemic.

Spent all of the **2019** season with Double A Frisco, playing in 109 games.

- Ranked fourth on the team in games played and walks (42).
- Played primarily in the outfield for the first time, making 66 starts in left field, 23 starts in right field, seven starts at shortstop and four starts at third base.

Appeared in 117 games with Single A Down East in **2018**.

- Ranked among Wood Ducks leaders in doubles (3rd, 23), runs (4th, 49) and walks (4th, 46).
- Decreased his strikeout rate from 30.2% of plate appearances in 2017 to 22.7 % of plate appearances in 2018.

Started the **2017** season in the Dodgers organization before being traded to the Rangers on July 31.

- Named to the Midwest League midseason All-Star Team.
- Hit .303/.418/.487 with six doubles, one triple, two home runs and 11 RBI in 22 games during April with Single A Great Lakes.
- Drove in five runs and went 2x4 with two doubles on July 25 vs. Lancaster.

Spent the entire **2016** season with Single A Great Lakes.

- Led the team with 51 runs scored.
- Sidelined from June 26-July 7 with a right wrist impingement.

Completed his first professional season in **2015**, playing in 30 games between the AZL Dodgers and Single A Ogden.

- Ranked as the No. 25 prospect in the Dodgers organization by *Baseball America* following the season.

TRANSACTIONS

- Selected by Los Angeles (NL) in the fifth round of the 2015 MLB Draft out of Lakewood HS (CA)
- On injured list, June 26-July 7, 2016 (right wrist impingement)
- Acquired by Texas along with A.J. Alexy and Willie Calhoun from Los Angeles (NL) in exchange for Yu Darvish on July 31, 2017
- Selected by Los Angeles (AL) from Texas in the Minor League phase of the Rule 5 Draft on December 10, 2020
- Claimed off waivers by the Tigers from Los Angeles (AL) on May 20, 2022
- On suspended list, June 15-16, 2022
- Signed by the Tigers as a Minor League free agent on November 19, 2022

BRENDON DAVIS' CAREER RECORD

Year	Club	AVG	G	AB	R	H	TB	2B	3B	HR	RBI	SH	SF	HB	BB	SO	SB	CS	OBP	SLG	E
2015	AZL Dodgers	.278	23	90	14	25	29	2	1	0	14	0	0	0	4	26	2	0	.309	.322	3
	Ogden	.167	7	24	5	4	8	1	0	1	3	0	1	0	2	8	0	0	.222	.333	1
2016	Great Lakes	.241	109	398	51	96	133	18	2	5	49	2	4	3	29	118	8	3	.295	.334	20
	Great Lakes	.245	86	310	39	76	125	19	3	8	35	0	2	8	47	107	3	7	.357	.403	18
2017	Hickory	.182	25	77	8	14	21	1	0	2	6	0	0	1	12	28	0	0	.300	.273	7
	Rancho Cucamonga	.200	8	30	2	6	12	3	0	1	8	0	0	0	3	13	0	0	.273	.400	0
	Down East	.254	117	406	49	103	148	23	2	6	40	2	4	5	46	105	6	2	.334	.365	22
2019	Frisco	.202	109	346	38	70	94	13	1	3	35	0	5	7	42	113	0	3	.298	.272	7
2020	Did Not Play																				
2021	Tri-City	.280	63	254	41	71	136	17	3	14	40	0	4	5	19	75	9	3	.337	.535	11
	Rocket City	.268	30	112	25	30	60	4	1	8	18	0	1	0	18	34	4	0	.366	.536	2
	Salt Lake	.333	31	117	25	39	75	8	2	8	25	0	0	5	10	28	3	1	.409	.641	2
2022	Salt Lake	.243	36	136	24	33	63	10	1	6	25	0	3	2	18	31	2	2	.333	.463	10
	Toledo	.232	103	367	54	85	150	19	2	14	47	0	1	7	55	104	6	4	.342	.409	7
	DETROIT	.200	3	10	2	2	2	0	0	0	0	0	0	0	1	3	1	0	.273	.200	0
MINOR LEAGUE TOTALS		.244	747	2667	375	652	1054	138	18	76	345	4	25	43	305	790	43	25	.329	.395	110
MAJOR LEAGUE TOTALS		.200	3	10	2	2	2	0	0	0	0	0	0	0	1	3	1	0	.273	.200	0

MAJOR LEAGUE CAREER FIELDING

	G	TC	PO	A	E	DP	PCT
Third Base	1	2	0	2	0	0	1.000
Outfield	2	1	1	0	0	0	1.000

MAJOR LEAGUE CAREER HIGHS

- Hits:** 1 (twice) - last, October 5, 2022 at Seattle
Home Runs: No Major League home runs
RBI: No Major League RBI
Stolen Bases: 1 - October 5, 2022 at Seattle
Hitting Streak: 2 - October 4 (Game 2)-5, 2022



**NON-ROSTER
INVITEE**

39 JONATHAN DAVIS

HT: 5-8 WT: 190 BT: R TH: R BORN: 5/12/1992 IN CAMDEN, AR

OUTFIELDER

Opening Day Age: 30

Major League Service: 2.075

How Obtained: Signed by the Tigers as a Minor League free agent on January 25, 2023

Residence: Hattiesburg, MS

Signed Through: 2023

SEASON HIGHLIGHTS

Split the **2022** season between Triple A Nashville and Milwaukee.

- On the injured list from April 14-28.
- Hit .301/.423/.422 with four doubles, two home runs and 10 RBI in 21 games with Nashville in May.
- Reached base three times in his season debut with the Brewers on June 18 at Cincinnati, going 2x4 with a walk.
- Won MLB's Electric Play of the Week for the week ending July 3, making a diving catch in center field at Tampa Bay...marked the third time in his career he has won the award.
- Sidelined from August 27-September 25 with right elbow inflammation.

Began the **2021** season in the Blue Jays organization before being claimed off waivers by the Yankees on August 3.

- Made an Opening Day roster at the Major League level for the first time in his career.
- Scored a pair of runs and went 1x1 in his Yankees debut on August 4 vs. Baltimore.



Played in 13 games with Toronto during the shortened **2020** season.

- Sideline from June 30-August 2.
- Homered in his first at-bat of the season on September 8 vs. New York (AL), a two-run shot...was his first career go-ahead homer.
- Earned MLB's Electric Play of the Week for the week ending September 27 after robbing a home run against the Orioles...became the first AL Player to win the award twice.
- Was on Toronto's Wild Card roster, but did not play.

Spent most of the **2019** season with Triple A Buffalo, playing in 82 games with the Bisons.

- On the injured list from March 25-April 24 with a right ankle sprain.
- Hit his first Major League home run on May 27, a two-run shot off Hunter Wood.
- Won MLB's Electric Play of the Week for his catch on May 29 at Tampa Bay.
- Hit a pair of home runs and drove in five on June 24 at Pawtucket...also had a multi-homer game on July 23 at Charlotte.
- Recorded a 13-game hitting streak with Buffalo from August 17-September 2, going 15x51 with a double and nine RBI.
- Posted his first big league multi-hit game on September 7 at Tampa Bay.

Saw his first Major League action in **2018**, appearing in 20 games with the Blue Jays.

- Named to the Eastern League midseason and postseason All-Star Teams.
- Hit for the cycle with Double A New Hampshire on June 26 vs. Portland, going 4x5 with a double, a triple, a home run and three RBI.
- Played in 26 games with New Hampshire in June, batting .323/.405/.465 with nine doubles, a triple, a home run and 11 RBI.
- Made his Major League debut on September 5 vs. Tampa Bay, starting in center field and going 0x3.
- Collected his first big league hit on September 12 at Boston with a sixth inning single.
- Went 4x31 with a triple and two RBI in eight games with Leones del Escogido in the Dominican Winter League.
- Rated as the best defensive outfielder in the Blue Jays organization by *Baseball America* following the season.

Played in 128 games with Double A New Hampshire in **2017**.

- Ranked tied for second in the Eastern League with 75 runs scored, while he was third with 69 walks and tied for eighth with 20 stolen bases.
- Played for Peoria in the Arizona Fall League, hitting .295/.389/.410 with six doubles, a home run and 13 RBI.

Spent the entire **2016** season with Single A Dunedin, seeing time in 120 games.

- Named a Blue Jays Organization All-Star by MiLB.com.
- Ranked tied for second in the Florida State League with 33 stolen bases, while he was tied for third with 70 doubles, fourth with an .817 OPS, tied for fourth with eight doubles and 43 extra-base hits, fifth with a .376 on-base percentage, seventh with a .441 slugging percentage, eighth with 184 total bases and tied for eighth with 14 home runs.
- Hit a pair of solo home runs on June 5 at Palm Beach.
- Batted .322/.425/.563 with six doubles, five home runs and 13 RBI in 23 games during June.
- Played in 14 games with Indios de Mayaguez in the Puerto Rican Winter League, batting .222/.340/.289 with a double, a triple and a RBI.

Limited to 60 games in **2015** due to four separate stints on the injured list.

- Sideline from April 9-May 1 with a left shoulder strain.
- Hit .421/.484/.632 with four doubles, a triple, two home runs and eight RBI in 15 games between Single A Lansing and Single A Dunedin in May.
- On the injured list from May 26-June 4 with a neck injury.
- Sideline from July 2-9 with a right thoracic spine contusion.
- On the injured list from August 19-September 24 with a left thumb sprain.

Played in 27 games with Single A Vancouver in **2014**.

Began his professional career in **2013** with Single A Bluefield.

AMATEUR HIGHLIGHTS

- Attended the University of Central Arkansas, where he was named Southland Conference Freshman of the Year in **2011** after hitting .350 with five home runs and 30 RBI.



TRANSACTIONS

- Selected by Toronto in the 15th round of the 2013 MLB Draft out of the University of Central Arkansas
- On injured list, April 9-May 1, 2015 (left shoulder strain)
- On injured list, May 26-June 4, 2015 (neck injury)
- On injured list, July 2-9, 2015 (right thoracic spine contusion)
- On injured list, August 19-September 24, 2015 (left thumb sprain)
- On injured list, March 25-April 24, 2019 (right ankle sprain)
- On injured list, June 30-August 2, 2020
- On paternity list, June 15-18, 2021
- On restricted list, June 18-22, 2021
- Claimed off waivers by New York (AL) from Toronto on August 3, 2021
- Signed by Milwaukee as a Minor League free agent on November 18, 2021
- On injured list, April 14-28, 2022
- On injured list, August 27-September 25, 2022 (right elbow inflammation)
- Signed by the Tigers as a Minor League free agent on January 25, 2023

JONATHAN RAYSHAD DAVIS' CAREER RECORD

Year	Club	AVG	G	AB	R	H	TB	2B	3B	HR	RBI	SH	SF	HB	BB	SO	SB	CS	OBP	SLG	E
2013	Bluefield	.238	43	130	21	31	54	11	3	2	14	2	1	8	14	26	4	2	.346	.415	2
2014	GCL Blue Jays	.000	1	3	0	0	0	0	0	0	0	0	0	0	0	0	0	0	.000	.000	0
	Vancouver	.216	27	88	14	19	34	4	4	1	10	6	1	6	26	7	1	.271	.386	1	
2015	Lansing	.408	13	49	13	20	30	2	1	2	8	2	0	0	7	7	6	1	.482	.612	2
	Dunedin	.230	47	161	22	37	55	15	0	1	14	1	2	4	10	34	5	6	.288	.342	3
2016	Dunedin	.252	120	417	74	105	184	21	8	14	54	7	6	17	70	111	33	6	.376	.441	2
2017	New Hampshire	.249	128	446	75	111	169	20	4	10	45	11	6	13	69	110	20	14	.361	.379	2
2018	New Hampshire	.302	78	305	68	92	135	22	3	5	33	2	5	11	35	53	19	3	.388	.443	1
	Buffalo	.249	46	185	26	46	72	7	2	5	23	1	0	4	12	41	7	1	.308	.389	0
	Toronto	.200	20	25	3	5	6	1	0	0	0	0	0	1	6	3	0	.259	.240	1	
2019	Dunedin#	.000	2	7	1	0	0	0	0	0	0	0	0	0	2	4	0	0	.222	.000	0
	Buffalo	.262	82	294	64	77	132	19	3	10	36	1	0	17	40	83	13	4	.382	.449	3
	Toronto	.181	37	83	8	15	22	1	0	2	6	1	1	5	5	24	3	1	.266	.265	1
2020	Toronto	.259	13	27	4	7	12	2	0	1	6	0	1	2	3	11	1	0	.364	.444	0
2021	Buffalo	.200	3	10	3	2	2	0	0	0	1	0	0	1	3	3	1	0	.429	.200	0
	Scranton/Wilkes-Barre	.193	17	57	13	11	21	2	1	2	8	0	1	5	9	20	4	2	.347	.368	1
	Toronto	.143	52	70	16	10	14	1	0	1	4	0	1	3	11	21	4	1	.282	.200	0
	New York (AL)	.059	12	17	4	1	1	0	0	0	0	0	0	0	1	5	0	0	.111	.059	0
2022	Wisconsin#	.000	1	3	0	0	0	0	0	0	0	0	0	0	0	0	0	0	.000	.000	0
	Nashville	.293	48	184	27	54	79	11	1	4	22	1	3	5	28	44	14	1	.395	.429	1
	Milwaukee	.224	37	76	9	17	18	1	0	0	4	1	0	0	14	26	7	1	.344	.237	1
MINOR LEAGUE TOTALS		.259	656	2339	421	605	967	134	30	56	268	34	25	86	305	562	133	41	.362	.413	18
AL TOTALS		.171	134	222	35	38	55	5	0	4	16	1	3	11	21	67	11	2	.272	.248	2
NL TOTALS		.224	37	76	9	17	18	1	0	0	4	1	0	0	14	26	7	1	.344	.237	1
MAJOR LEAGUE TOTALS		.185	171	298	44	55	73	6	0	4	20	2	3	11	35	93	18	3	.291	.245	3

MAJOR LEAGUE CAREER FIELDING

	G	TC	PO	A	E	DP	PCT
Outfield	155	221	215	3	3	1	.986

MAJOR LEAGUE CAREER HIGHS

- Hits:** 2 (six times) - last, July 14, 2022 at San Francisco
- Home Runs:** 1 (four times) - last, April 17, 2021 at Kansas City (Game 1)
- RBI:** 2 (four times) - last, September 20, 2020 at Philadelphia
- Stolen Bases:** 1 (18 times) - last, July 26, 2022 vs. Minnesota
- Hitting Streak:** 6 - September 21, 2019-September 9, 2020



	62		ANGEL DE JESUS		NON-ROSTER INVITEE
	HT: 6-1	WT: 180	BT: R	TH: R	BORN: 2/13/1997 IN SAMANA, DR
	RIGHTHANDED PITCHER				
	Opening Day Age: 26		Residence: Samana, DR		
Major League Service: 0.033			Signed Through: 2023		
How Obtained: Signed by the Tigers as a non-drafted free agent on May 10, 2016					

SEASON HIGHLIGHTS

Saw the first Major League action of his career in **2022**, pitching in eight games with the Tigers...also appeared in 44 games with Triple A Toledo.

- Made his Major League debut in the first game of the doubleheader on April 23 vs. Colorado, throwing 2.0 scoreless innings with out hit allowed, two walks and three strikeouts...fanned Connor Joe looking for his first big league punchout.
- Turned in the longest outing of his rookie season on July 24 vs. Minnesota, working 2.1 perfect innings with two strikeouts.
- Made nine appearances with Toledo in September, posting a 4-1 record with a 0.82 ERA (11.0IP/1ER) and seven strikeouts.

Spent most of the **2021** season at Triple A Toledo.

- Started the season with Double A Erie and was impressive in nine appearances during May, throwing 13.1 innings and allowing one unearned run on six hits with five walks and 18 strikeouts...was named the Tigers Minor League Pitcher of the Month.
- Did not give up a run in his first four outings with Toledo, extending his streak of not allowing an earned run to 18.1 innings to begin the season.
- Finished the season strong, posting a 1.54 ERA (23.1IP/4ER) and 29 strikeouts over 16 appearances, including one start, during August/September.
- Pitched for Gigantes del Cibao in the Dominican Winter League, and had a 0-1 record with an 11.25 ERA (4.0IP/5ER) and one strikeout.

Worked out remotely during the **2020** season as a result of the COVID-19 pandemic.

Combined to pitch in 36 games between Single A West Michigan and Single A Lakeland in **2019**.

- Of his 36 relief appearances during the season, 19 of them were 2.0 innings-or-more.
- Began the season with Single A West Michigan, appearing in nine games and compiling a 1-1 record with a 1.85 ERA (24.1IP/5ER) and 30 strikeouts...had a season-high seven strikeouts and threw 3.0 no-hit innings in his final outing with the Whitecaps on May 10 vs. Cedar Rapids.
- Did not allow an earned run in 12 consecutive appearances from June 3-July 21, throwing 15.2 innings and allowing five hits with 27 strikeouts.
- Ended the season with a streak of 12.0 consecutive scoreless innings from July 27-August 28, giving up eight hits and striking out 14.

Spent most of the **2018** season with the GCL Tigers East, making 11 starts and earning Pitcher of the Year honors for that affiliate.

- Threw 6.0 hitless innings on August 15 vs. the GCL Yankees West, walking one and striking out eight.
- Gave up two runs-or-less over his final seven starts of the season, posting a 2-2 record with a 1.76 ERA (30.2IP/6ER) and 40 strikeouts.

Completed his second season in the Dominican Summer League in **2017**, pitching in 14 games, including eight starts.

- Threw a 6.0-inning complete game on July 12 vs. DSL Rangers2, allowing a run on two hits with a walk and a strikeout.
- Appeared in four games, including two starts, during August and had a 2-0 record with a 1.13 ERA (24.0IP/3ER) and 21 strikeouts.

Began his professional career in **2016** with the DSL Tigers, making nine appearances, including three starts.



TRANSACTIONS

- Signed by the Tigers as an international free agent on May 10, 2016 (signing scouts: Miguel Rodriguez/Ramon Perez)
- On restricted list, June 3-July 5, 2016

ANGEL DE JESUS' CAREER RECORD

Year	Club	W-L	ERA	G	GS	CG	SHO	SV	IP	H	TBF	R	ER	HR	HB	BB	SO	WP	BK	AVG
2016	DSL Tigers	0-2	7.08	9	3	0	0	0	20.1	25	93	16	16	0	2	9	28	5	0	.321
2017	DSL Tigers	4-4	2.20	14	8	1	0	0	61.1	44	253	19	15	2	11	18	45	4	2	.202
2018	DSL Tigers2	1-0	1.69	3	1	0	0	0	10.2	8	42	2	2	1	0	3	14	0	1	.211
	GCL Tigers East	4-3	3.12	11	11	0	0	0	43.1	32	183	19	15	4	2	17	54	6	1	.199
2019	West Michigan	1-1	1.85	9	0	0	0	3	24.1	12	102	5	5	1	2	14	30	4	2	.140
	Lakeland	3-1	1.46	27	0	0	0	0	37.0	25	154	9	6	1	4	15	55	2	0	.187
2020	Did not play																			
2021	Erie	1-0	0.00	9	1	0	0	1	13.1	6	51	1	0	0	0	5	18	2	1	.130
	Toledo	3-4	4.21	35	2	0	0	5	51.1	32	224	27	24	7	9	32	62	4	1	.176
2022	Toledo	5-1	4.15	44	0	0	0	1	47.2	34	199	26	22	4	3	20	44	3	0	.195
	DETROIT	0-0	2.13	8	0	0	0	0	12.2	9	54	3	3	2	2	4	7	2	0	.188
MINOR LEAGUE TOTALS		17-15	2.85	117	26	1	0	14	261.2	184	1102	98	83	16	30	113	306	27	8	.195
MAJOR LEAGUE TOTALS		0-0	2.13	8	0	0	0	0	12.2	9	54	3	3	2	2	4	7	2	0	.188

MAJOR LEAGUE CAREER FIELDING

	G	TC	PO	A	E	DP	PCT
Pitcher	8	3	1	2	0	0	1.000

MAJOR LEAGUE CAREER HIGHS

- Longest Winning Streak in Games with Decision:** No Major League winning streak
- Longest Losing Streak in Games with Decision:** No Major League losing streak
- Strikeouts:** 3 - April 23, 2022 vs. Colorado (Game 1)
- Walks:** 2 - April 23, 2022 vs. Colorado (Game 1)
- Innings (starter):** No Major League starts
- Innings (reliever):** 2.1 - July 24, 2022 vs. Minnesota



71

MIGUEL DEL POZO

HT: 6-1 WT: 180 BT: L TH: L BORN: 10/14/1992 IN SANTO DOMINGO, DR

LEFTHANDED PITCHER

Opening Day Age: 30 Residence: Santo Domingo, DR

Major League Service: 0.124 Signed Through: 2023

How Obtained: Signed by the Tigers as a Minor League free agent on October 21, 2022

NON-ROSTER INVITEE

SEASON HIGHLIGHTS

- Spent the entire **2022** season with Triple A Toledo, pitching in 55 games, which ranked tied for fifth in the International League.
- Did not allow a run in 15 consecutive appearances from July 31-September 3, throwing 13.0 scoreless innings with seven hits allowed and 17 strikeouts.
- Spent most of the **2021** season with Triple A Toledo, appearing in 34 games...also made five relief outings with the Tigers.
- Did not allow a run in 13 of his first 15 outings with Toledo, compiling a 1-1 record with a 1.02 ERA (17.2IP/2ER) and 23 strikeouts.
 - Made his Tigers debut on June 28 at Cleveland, allowing two runs on three hits with one strikeout in two thirds of an inning.
 - Turned in the longest outing of his career on September 2 vs. Oakland, throwing 2.1 scoreless innings with three hits allowed, one walk and two strikeouts.
 - Placed on the COVID injured list from September 10-October 6.
 - Pitched in seven games with Gigantes del Cibao of the Dominican Winter League, posting a 1-0 record with one save, a 1.50 ERA (6.0IP/1ER) and seven strikeouts.
- Made five appearances with Pittsburgh in **2020**.
- Had a 1-0 record with a 0.00 ERA (6.0IP/0ER) and eight strikeouts in six appearances with Gigantes del Cibao of the Dominican Winter League.



Began the **2019** season in the Texas Rangers organization before being traded to the Los Angeles Angels on August 9.

- Averaged 12.6 strikeouts per 9.0 innings (68 strikeouts/48.2 innings pitched) at the Triple A level.
- Did not allow a run in 10-of-12 outings from May 12-June 10, posting a 1.88 ERA (14.1IP/3ER) and 18 strikeouts.
- Made his Major League debut with the Angels on August 20 in the second game of a doubleheader at Texas and retired each of the two batters he faced.
- Pitched up his first big league win on August 27 vs. Texas, striking out the only batter he faced.
- Went 0-1 with a 4.76 ERA (5.2IP/3ER) and seven strikeouts in six appearances with Gigantes del Cibao of the Dominican Winter League.

Spent the entire **2018** season with Double A Jacksonville, appearing in 28 games.

- Sidelined from April 5-June 2 with a left pectoralis major strain.
- Finished the season by not allowing a run in his final eight outings, throwing 8.0 shutout innings with seven hits allowed and 10 strikeouts.
- Appeared in 19 games with Gigantes del Cibao of the Dominican Winter League and had a 3-1 record with a 4.97 ERA (12.2IP/7ER) and 15 strikeouts.

Combined to make 22 appearances, including two starts, across four levels of the Marlins player development system in **2017**.

- On the injured list from April 6-June 30 while rehabbing from Tommy John surgery.
- Did not allow an earned run over his first 14 outings of the season June 26-August 6, throwing 16.1 innings and giving up 13 hits with 18 strikeouts.
- Pitched for the Salt River Rafters in the Arizona Fall League and had an 8.76 ERA (12.1IP/12ER) and nine strikeouts in 10 appearances.

Missed the entire **2016** season after having Tommy John surgery on his left elbow...the surgery was performed by Dr. James Andrews in Pensacola, FL on April 26.

Spent the entire **2015** season with Single A Jupiter, pitching in 27 games, including five starts.

- Named to the Florida State League midseason All-Star Team...went 2-1 with a 3.55 ERA (33.0IP/13ER) in 20 appearances in the first half of the season.
- Went on the injured list on July 29 with a left elbow sprain and missed the rest of the season.

Appeared in 41 games with Single A Greensboro in **2014**.

- Led all Greensboro relievers in appearances (41), innings pitched (66.0) and strikeouts (85).
- Did not allow a run in 10-of-11 outings from July 13-August 12, posting a 1-1 record with a 0.64 ERA (14.0IP/1ER) and 17 strikeouts.
- Made seven relief appearances with Gigantes del Cibao of the Dominican Winter League and had a 3.86 ERA (4.2IP/2ER) and three strikeouts.
- Ranked as the No. 27 prospect in the Marlins organization by *Baseball America* following the season.

Spent most of the **2013** season with Single A Batavia, seeing time in 17 games.

Pitched in 18 games with the GCL Marlins in **2012**.

- Earned the first save of his professional career on August 16 vs. the GCL Astros, throwing 2.0 shutout innings.

Completed his first professional season in **2011** with the DSL Marlins, appearing in 12 games, including six starts.

TRANSACTIONS

- Signed by Florida as a non-drafted free agent on August 24, 2010
- On injured list, July 29-September 8, 2015 (left elbow sprain)
- On injured list, April 7-September 5, 2016 (left elbow sprain)
- On injured list, April 6-June 30, 2017 (left elbow surgery)
- On injured list, April 5-June 2, 2018 (left pectoralis major strain)
- Signed by Texas as a Minor League free agent on December 18, 2018
- Acquired by Los Angeles (AL) from Texas in exchange for cash considerations on August 9, 2019
- Signed by Pittsburgh as a Minor League free agent on December 6, 2019
- Signed by the Tigers as a Minor League free agent on January 9, 2021
- On injured list, September 10-October 6, 2021
- On injured list, September 25-October 2, 2022 (left elbow medial epicondylitis)
- Signed by the Tigers as a Minor League free agent on October 21, 2022



MIGUEL EDUARDO DEL POZO'S CAREER RECORD

Year	Club	W-L	ERA	G	GS	CG	SHO	SV	IP	H	TBF	R	ER	HR	HB	BB	SO	WP	BK	AVG
2011	DSL Marlins	3-3	5.09	12	6	0	0	0	40.2	39	189	27	23	5	6	25	47	10	0	.253
2012	GCL Marlins	1-2	4.02	18	3	0	0	1	31.1	27	145	15	14	1	2	23	32	5	2	.225
2013	Batavia	2-1	4.81	17	0	0	0	0	24.1	24	119	15	13	1	3	17	36	5	2	.242
2014	Jupiter	0-0	0.00	2	0	0	0	0	2.0	1	10	2	0	0	0	2	0	0	0	.125
2014	Greensboro	2-6	4.91	41	0	0	0	4	66.0	59	273	37	36	5	6	19	85	4	1	.243
2015	Jupiter	2-5	4.25	27	5	0	0	0	59.1	73	274	32	28	1	4	20	55	7	1	.300
2016	Did not play																			
2017	GCL Marlins#	0-0	0.00	2	2	0	0	0	2.0	3	8	0	0	0	0	0	3	0	0	.375
	Greensboro#	0-0	0.00	3	0	0	0	1	3.0	3	13	0	0	0	0	0	4	0	0	.231
	Jupiter	2-0	0.54	12	0	0	0	0	16.2	12	67	3	1	0	1	5	17	1	0	.197
	Jacksonville	1-0	2.25	5	0	0	0	0	4.0	3	20	1	1	0	1	5	3	0	1	.214
2018	Jacksonville	5-0	3.97	28	0	0	0	1	34.0	37	152	16	15	3	1	15	34	4	0	.274
2019	Nashville	2-3	5.12	38	0	0	0	1	45.2	53	206	27	26	5	4	21	65	5	1	.294
	Salt Lake	0-0	3.00	2	0	0	0	1	3.0	1	10	1	1	1	0	0	3	0	0	.100
	Los Angeles (AL)	1-1	10.61	17	0	0	0	0	9.1	10	45	11	11	3	0	8	11	0	0	.286
2020	Pittsburgh	0-0	17.18	5	0	0	0	0	3.2	7	25	7	7	0	0	8	2	1	0	.412
2021	Toledo	1-3	2.82	34	0	0	0	4	38.1	22	156	12	12	6	2	16	54	5	0	.161
	DETROIT	0-0	3.38	5	0	0	0	0	5.1	8	25	2	2	0	0	2	4	0	0	.348
2022	Toledo	5-2	3.88	55	0	0	0	7	53.1	44	215	25	23	4	1	16	66	3	0	.229
	MINOR LEAGUE TOTALS	26-25	4.10	296	16	0	0	20	423.2	401	1857	213	193	32	31	184	504	49	8	.248
	AL TOTALS	1-1	7.98	22	0	0	0	0	14.2	18	70	13	13	3	0	10	15	0	0	.310
	DETROIT TOTALS	0-0	3.38	5	0	0	0	0	5.1	8	25	2	2	0	0	2	4	0	0	.348
	NL TOTALS	0-0	17.18	5	0	0	0	0	3.2	7	25	7	7	0	0	8	2	1	0	.412
	MAJOR LEAGUE TOTALS	1-1	9.82	27	0	0	0	0	18.1	25	95	20	20	3	0	18	17	1	0	.333

MAJOR LEAGUE CAREER FIELDING

	G	TC	PO	A	E	DP	PCT
Pitcher	27	4	2	2	0	0	1.000

MAJOR LEAGUE CAREER HITS

Longest Winning Streak in Games with Decision: No Major League winning streak

Longest Losing Streak in Games with Decision: No Major League losing streak

Strikeouts: 2 (four times) - last, September 2, 2021 vs. Oakland

Walks: 3 (twice) - last, August 3, 2020 at Minnesota

Innings (starter): No Major League starts

Innings (reliever): 2.1 - September 2, 2021 vs. Oakland



58 MIGUEL DIAZ

NON-ROSTER
INVITEE

HT: 6-0 WT: 214 BT: R TH: R BORN: 11/28/1994 IN SAN CRISTOBAL, DR

RIGHTHANDED PITCHER

Opening Day Age: 28

Residence: San Cristobal, DR

Major League Service: 2.132

Signed Through: 2023

How Obtained: Signed by the Tigers as a Minor League free agent on November 21, 2022

SEASON HIGHLIGHTS

Spent most of the 2022 season with Triple A Toledo, appearing in 58 games, which ranked second in the International League...also made three outings for the Tigers at the end of the season.

- Appeared in 13 games with Toledo during September, finishing the month with seven saves, a 0.66 ERA (13.2IP/1ER) and 22 strikeouts.
- Made his Tigers debut on September 30 vs. Minnesota, allowing a run on no hits with a walk and a strikeout in 1.1 innings.

Split the 2021 season between San Diego and Triple A El Paso, making 25 appearances, including two starts, with the Padres, and 14 appearances, including two starts, with the Chihuahuas.

- Eleven of his 25 appearances in the big leagues were 2.0-or-more innings, going 3-0 with a 3.04 ERA in those outings.
- Pitched in seven games with the Padres in May, posting a 2-1 record with one save, a 0.57 ERA (15.2IP/1ER) and 16 strikeouts.
- Posted career best scoreless marks in innings pitched (9.2) and appearances (seven) from July 17-August 16.



Worked out remotely during the **2020** season as a result of the COVID-19 pandemic.

- Made one appearance with Toros del Este of the Dominican Winter League.

Limited to only 15 appearances between Double A Amarillo, Triple A El Paso and San Diego in **2019** after spending most of the season on the injured list.

- Sidelined from March 27-June 5 while recovering from right knee surgery.
- Made his season debut with the Padres on June 5 vs. Philadelphia, throwing a scoreless inning with one hit allowed and one strikeout.
- Placed on the injured list on June 30 with left knee inflammation and missed the rest of the season.

Saw time at Double A San Antonio, Triple A El Paso and San Diego in **2018**, combining to pitch in 35 games between the three levels.

- Named a Padres Organization All-Star by MiLB.com.
- Started the season with San Antonio, where he posted a 1-1 record with a 1.17 ERA (15.1IP/2ER) and 20 strikeouts in five appearances, including three starts, in April.
- Made his season debut with the Padres on July 8 at Arizona, striking out five and allowing only one hit in 2.0 innings...was the first Padre to strike out at least five batters in 2.0 innings-or-fewer since Tyson Ross on June 9, 2013 at San Francisco.
- Started six games with Peoria in the Arizona Fall League and had a 2-1 record with a 4.87 ERA (20.1IP/11ER) and 19 strikeouts...was selected to play in the AFL's Rising Stars Game.

Spent the entire **2017** season with the Padres, pitching in 31 games, including three starts.

- Made his Major League debut on April 3 at Los Angeles (NL), striking out one in 1.1 perfect innings of relief.
- Earned his first big league win on April 10 at Colorado, working a perfect inning out of the bullpen.
- Did not allow a baserunner through his first four Major League games...at the time, was tied for the longest such streak in the Majors since data was first recorded in 1913.
- Made his first Major League start on June 10 vs. Kansas City, tossing 2.0 shutout innings with one hit allowed, three walks and one strikeout.
- On the injured list from June 22-August 29 with a right forearm strain.
- Turned in the longest outing of his career on September 5 vs. St. Louis, throwing 4.0 scoreless innings and allowing one hit with three walks and a career-best six strikeouts.
- Made four relief appearances with Toros del Este in the Dominican Winter League and allowed two earned runs in 2.1 innings with one strikeout.

Pitched for Single A Wisconsin in **2016**, making 26 appearances, including 15 starts

- Struck out eight over 6.1 scoreless innings on June 3 vs. Kane County, giving up two hits and walking one.
- On the injured list from August 4-14 with a left groin strain.

Completed his second season with the AZL Brewers in **2015**, appearing in seven games, including five starts.

- Sidelined from June 20-July 26 while recovering from right elbow surgery.
- Ranked as the No. 25 prospect in the Brewers organization by *Baseball America* following the season.

Spent the entire **2014** season with the AZL Brewers, appearing in 13 games, including five starts.

- Allowed one earned run-or-fewer in each of his first eight appearances (four starts), compiling a 3-1 record with a 2.67 ERA (30.1IP/9ER) and 37 strikeouts.
- Ranked as the No. 16 prospect in the Brewers organization and the No. 18 prospect in the Arizona League by *Baseball America* following the season.

Appeared in 11 games, including nine starts, with the DSL Brewers in **2013**.

- Threw 7.0 shutout innings on July 18 vs. the DSL Blue Jays, allowing three hits with two walks and five strikeouts.
- Finished the season strong, compiling a 1-0 record with a 1.65 ERA (16.1IP/3ER) and nine strikeouts in four appearances, including two starts, in August.

Made his professional debut in **2012**, appearing in 15 games, including one start, with the DSL Brewers.

- Did not allow an earned run in six of his first seven outings, compiling a 0.96 ERA (9.1IP/1ER) and seven strikeouts.



TRANSACTIONS

- Signed by Milwaukee as a non-drafted free agent on December 1, 2011
- On injured list, June 20-July 26, 2015 (right elbow surgery)
- On injured list, August 4-14, 2016 (left groin strain)
- Selected by Minnesota from Milwaukee in the Major League phase of the Rule 5 Draft on December 8, 2016
- Acquired by San Diego from Minnesota in exchange for Justin Haley on December 8, 2016
- On injured list, June 22-August 29, 2017 (right forearm strain)
- On injured list, March 27-June 5, 2019 (right knee surgery)
- On injured list, June 30-November 4, 2019 (left knee inflammation)
- Signed by the Tigers as a Minor League free agent on March 13, 2022
- Signed by the Tigers as a Minor League free agent on November 21, 2022

MIGUEL ANGEL DIAZ'S CAREER RECORD

Year	Club	W-L	ERA	G	GS	CG	SHO	SV	IP	H	TBF	R	ER	HR	HB	BB	SO	WP	BK	AVG
2012	DSL Brewers	0-3	4.62	15	1	0	0	1	25.1	27	117	20	13	0	3	15	21	3	0	.278
2013	DSL Brewers	3-2	2.40	11	9	0	0	0	48.2	36	200	17	13	0	3	21	34	2	1	.211
2014	AZL Brewers	4-2	4.21	13	5	0	0	0	47.0	42	206	24	22	3	3	20	53	5	1	.232
2015	AZL Brewers	0-3	2.21	7	5	0	0	0	20.1	20	81	12	5	1	0	5	23	1	0	.270
2016	Wisconsin	1-8	3.71	26	15	0	0	3	94.2	83	404	49	39	7	5	29	91	12	3	.226
2017	AZL Padres1#	1-0	0.00	1	0	0	0	0	2.0	0	7	0	0	0	0	1	2	0	0	.000
	Lake Elsinore#	0-0	3.68	2	2	0	0	0	7.1	8	31	3	3	0	0	3	5	0	0	.296
	San Diego	1-1	7.34	31	3	0	0	0	41.2	44	192	35	34	11	3	25	33	5	1	.275
2018	San Antonio	5-2	2.35	19	9	0	0	2	65.0	45	264	21	17	4	2	30	66	4	2	.195
	El Paso	0-3	8.10	5	2	0	0	0	13.1	17	70	12	12	2	0	13	15	3	1	.304
	San Diego	1-0	4.82	11	0	0	0	0	18.2	16	85	11	10	2	0	12	30	1	0	.225
2019	Amarillo#	2-1	4.37	6	4	0	0	0	22.2	21	97	11	11	9	0	8	33	1	0	.236
	El Paso	0-1	2.35	4	4	0	0	0	7.2	8	31	2	2	1	1	2	7	1	0	.286
	San Diego	0-0	7.11	5	0	0	0	0	6.1	9	29	5	5	1	2	1	4	1	0	.346
2020	Did Not Play																			
2021	El Paso	0-4	7.47	14	2	0	0	0	15.2	22	82	13	13	4	0	14	21	0	0	.333
	San Diego	3-1	3.64	25	2	0	0	1	42.0	31	172	19	17	8	0	19	46	0	0	.204
2022	Toledo	4-5	4.29	58	0	0	0	7	65.0	59	285	39	31	5	3	30	69	8	2	.240
	DETROIT	0-0	2.45	3	0	0	0	0	3.2	1	14	1	1	0	0	2	3	1	0	.083
MINOR LEAGUE TOTALS		20-34	3.75	181	58	0	0	13	434.2	388	1875	223	181	36	20	191	440	40	10	.237
DETROIT TOTALS		0-0	2.45	3	0	0	0	0	3.2	1	14	1	1	0	0	2	3	1	0	.083
NL TOTALS		5-2	5.47	72	5	0	0	1	108.2	100	478	70	66	22	5	57	113	7	1	.244
MAJOR LEAGUE TOTALS		5-2	5.37	75	5	0	0	1	112.1	101	492	71	67	22	5	59	116	8	1	.240

MAJOR LEAGUE CAREER FIELDING

	G	TC	PO	A	E	DP	PCT
Pitcher	75	19	5	12	2	1	.895

MAJOR LEAGUE CAREER HIGHS

Longest Winning Streak in Games with Decision: 3 - September 26, 2018-May 15, 2021

Longest Losing Streak in Games with Decision: No Major League losing streak

Strikeouts: 6 - September 5, 2017 vs. St. Louis

Walks: 4 - May 21, 2021 vs. Seattle

Innings (starter): 3.1 - June 16, 2017 at Milwaukee

Innings (relief): 4.0 - September 5, 2017 vs. St. Louis



79

DILLON
DINGLERNON-ROSTER
INVITEE

HT: 6-2 WT: 215 BT: R TH: R BORN: 9/17/1998 IN MASSILLON, OH

CATCHER

Opening Day Age: 24

Residence: Columbus, OH

Major League Service: 0.000

Signed Through: 2023

How Obtained: Selected by the Tigers in the second round of the 2020 MLB Draft

CAREER HIGHLIGHTS

- Selected to play in the **2022** MLB Futures Game at Dodger Stadium in Los Angeles.

SEASON HIGHLIGHTS

Played in 107 games with Double A Erie in **2022**, spending the entire season with the SeaWolves.

- Homered and drove in three runs in back-to-back games on June 29-30 vs. Akron.
- On the injured list from September 6-29 with a right shoulder strain.
- Appeared in four games with Salt River in the Arizona Fall League, going 4x5 with a run scored and two RBI.
- Ranked as the No. 7 prospect in the Tigers organization by *Baseball America* following the season...also rated as the best defensive catcher in the Tigers Minor League system.

Saw his first professional action in **2021**, playing in 85 games between Single A Lakeland, Single A West Michigan and Double A Erie.

- Named High A Central Offensive Player of the Week for the week ending June 6 after batting .500/.577/.955 with four doubles, two home runs and eight RBI in six games.
- Appeared in 24 games between West Michigan and Erie in June, hitting .326/.379/.587 with six doubles, three triples, four home runs and 21 RBI.
- Sidelined from August 6-September 2 with a left index finger contusion.
- Rated as the No. 4 prospect in the Tigers organization by *Baseball America* following the season...also rated as the best defensive catcher and the best athlete in the Tigers system.

Spent the **2020** season as the Tigers Alternate Training Site in Toledo.

- Ranked as the No. 7 prospect in the Tigers organization by *Baseball America*.

AMATEUR HIGHLIGHTS


- Played collegiately at The Ohio State University, where he earned second team All-Big Ten honors in **2019** and was named to the Big Ten All-Freshman Team in **2018**.
- Graduated from Massillon Jackson High School, where he was second team All-State and led his team to the state championship in **2017**.
- Also played football in high school, earning first team All-State honors and being named Stark County Player of the Year in **2017**.

TRANSACTIONS

- Selected by the Tigers in the second round of the 2020 MLB Draft out of Ohio State University (signing scout: Austin Cousino)
- On injured list, August 6-September 2, 2021 (left index finger contusion)
- On temporarily inactive list, July 15-19, 2022
- On injured list, September 6-29, 2022 (right shoulder strain)

FRANCIS DILLON DINGLER'S CAREER RECORD

Year	Club	AVG	G	AB	R	H	TB	2B	3B	HR	RBI	SH	SF	HB	BB	SO	SB	CS	OBP	SLG	E
2020	Did Not Play																				
2021	Lakeland#	.333	3	12	1	4	5	1	0	0	2	0	0	0	3	0	0	0	.333	.417	0
	West Michigan	.287	32	122	25	35	67	6	1	8	24	0	1	5	13	36	0	0	.376	.549	0
	Erie	.202	50	188	24	38	59	3	3	4	20	0	3	8	9	62	1	0	.264	.314	1
2022	Erie	.238	107	387	56	92	162	22	3	14	58	0	3	12	45	143	1	0	.333	.419	10
MINOR LEAGUE TOTALS		.238	192	706	106	169	293	32	7	26	104	0	7	25	67	244	2	0	.323	.413	11



53 MASON ENGLERT

HT: 6-4 WT: 205 BT: S TH: R BORN: 11/1/1999 IN FORNEY, TX

RIGHTHANDED PITCHER

Opening Day Age: 23

Residence: Forney, TX

Major League Service: 0.000

Signed Through: 2023

How Obtained: Selected by the Tigers from Texas in the Major League phase of the Rule 5 Draft on December 7, 2022

SEASON HIGHLIGHTS

Started 24 games between Single A Hickory and Double A Frisco in 2022.

- Named a Rangers Organization All-Star by MiLB.com.
- Had a season-high 10 strikeouts on April 30 vs. Greenville, allowing one run on two hits with one walk in 6.0 innings.
- Allowed three runs-or-less in 10 consecutive starts from April 16-June 19, posting a 2-2 record with a 3.12 ERA (52.0IP/18ER) and 60 strikeouts.
- Earned back-to-back South Atlantic League Pitcher of the Week honors for the weeks ending August 14 and 21...had consecutive hitless outings, throwing 7.0 no-hit innings on August 11 at Greenville and 6.0 no-hit innings on August 18 vs. Winston-Salem.
- Selected South Atlantic League Pitcher of the Month for August, making four starts and compiling a 3-1 record with a 1.82 ERA (24.2IP/5ER) and 21 strikeouts.
- Ranked as the No. 20 prospect in the Tigers organization by *Baseball America* following the season.

Made his professional debut in 2021, making 19 starts with Single A Down East.

- Led the team in wins (6) and strikeouts (90)...also ranked 10th in Low-A East in strikeouts.
- Gave up just four home runs in 80.2 innings pitched, the third-lowest home run rate in Low-A East (min. 80 innings pitched).
- Threw a 5.0-inning shutout on June 20 vs. Kannapolis, allowing two hits with two walks and seven strikeouts.

Did not see game action in 2020 due to the Minor League season being cancelled by the COVID-19 pandemic.

Missed the entire 2019 season after undergoing "Tommy John" surgery on April 12.

Selected by Texas in the fourth round of the 2018 MLB Draft, but did not pitch during the season.

- Sidelined from June 27-October 9 with a left calf strain.
- Ranked as the No. 11 prospect in the Rangers organization by *Baseball America* following the season.

AMATEUR HIGHLIGHTS

- As a senior at Forney (TX) High School, set a Texas high school state record with a 55.1-inning scoreless streak...went 11-1 with a 0.57 ERA, allowing just 24 hits and 12 walks, while recording 145 strikeouts over 74.1 innings...was named *Dallas Morning News* Player of the Year.

TRANSACTIONS

- Selected by Texas in the fourth round of the 2018 MLB Draft out of Forney HS (TX)
- On injured list, June 27-October 9, 2018 (left calf strain)
- On injured list, April 4-September 22, 2019 (right elbow ulnar collateral ligament injury)
- On suspended list, June 1-13, 2021
- Selected by the Tigers from Texas in the Major League phase of the Rule 5 Draft on December 7, 2022

MASON ALEXANDER ENGLERT'S CAREER RECORD

Year	Club	W-L	ERA	G	GS	CG	SHO	SV	IP	H	TBF	R	ER	HR	HB	BB	SO	WP	BK	AVG
2021	Down East	6-3	4.35	19	19	1	1	0	80.2	73	342	48	39	4	10	26	90	6	0	.242
2022	Hickory	7-5	3.57	21	21	1	0	0	103.1	73	410	44	41	15	5	26	116	5	1	.193
	Frisco	1-1	4.11	3	3	0	0	0	15.1	14	65	7	7	1	1	5	20	0	1	.237
MINOR LEAGUE TOTALS		14-9	3.93	43	43	2	1	0	199.1	160	817	99	87	20	16	57	226	11	2	.216



49 ALEX FAEDO

HT: 6-5 WT: 225 BT: R TH: R BORN: 11/12/1995 IN TAMPA, FL

RIGHTHANDED PITCHER

Opening Day Age: 27

Residence: Tampa, FL

Major League Service: 0.051

Signed Through: 2023

How Obtained: Selected by the Tigers in the first round (18th overall) of the 2017 MLB Draft

SEASON HIGHLIGHTS

Saw his first big league action in **2022**, making 12 starts with the Tigers.

- Made his Major League debut in the second game of the doubleheader on May 4 vs. Pittsburgh, giving up just two runs on eight hits with a strikeout in 5.0 innings.
- Earned his first big league win on May 22 at Cleveland, tossing 5.1 innings and allowing two runs on six hits and two walks, while striking out a pair.
- Began his Major League career by throwing at least 5.0 innings and allowing no more than two runs in each of his first seven starts...according to the Elias Sports Bureau, joined Jered Weaver in 2006 and Boo Ferriss in 1945 as the only pitchers since 1893 to start their career with seven-or-more straight games with 5.0-or-more innings and two-or-fewer runs allowed...was the first Tigers pitcher to ever do so in more than four straight games to start his career.
- On the injured list from August 1-October 6 with a right hip impingement.

Missed the entire **2021** season while rehabbing from Tommy John surgery.

- Ranked as the No. 20 prospect in the Tigers organization by *Baseball America*.

Spent the entire **2020** season at the Alternate Training Site in Toledo...underwent reconstruction surgery on his right UCL in December, 2020.

- Ranked as the No. 11 prospect in the Tigers organization by *Baseball America*...also rated as possessing the best slider in the Tigers system.

Spent his **2019** campaign with Double A Erie, starting 22 games.

- Selected to the Eastern League midseason All-Star Team.
- Ranked third in the Eastern League with 134 strikeouts, while he was eighth with a .235 (104x442) opponent batting average and 1.12 WHIP.
- Named Eastern League Pitcher of the Week for the week ending April 28 after throwing 7.0 no-hit innings with one walk allowed and five strikeouts on April 24 vs. Bowie...combined with Drew Carlton on a no-hitter for the SeaWolves, which was the third no-hitter in franchise history and first since August 22, 2009 vs. Akron.
- Recorded his first double-digit strikeout game of the season on May 13 vs. Richmond, fanning 10...also struck out 10-or-more on May 29 at Reading, striking out 12, and June 12 at Reading, punching out 10.
- Made four starts during June, compiling a 2-1 record with a 2.29 ERA (19.2IP/5ER) and 21 strikeouts.
- Sidelined from August 10-September 1 with a back muscle spasm.
- Ranked as the No. 6 prospect in the Tigers organization and the No. 12 prospect in the Eastern League by *Baseball America*...also rated as possessing the best slider in the Tigers organization.

Made his professional debut in **2018**, splitting the season between Single A Lakeland and Double A Erie.

- Allowed three earned runs-or-less in his first six starts of the season, posting a 0-2 record with a 2.34 ERA (34.2IP/9ER) and 27 strikeouts.
- Named Florida State League Pitcher of the Week for the week ending May 20 after tossing 7.0 shutout innings with two hits allowed, one walk and five strikeouts on May 18 vs. Tampa.
- Started four games in June, and went 1-0 with a 1.59 ERA (22.2IP/4ER) and 20 strikeouts.
- Struck out a season-high 10 batters and threw 7.0 innings, allowing one run on three hits on August 24 at Bowie.
- Ranked as the 10th-best prospect in the Tigers organization by *Baseball America* following the season.

Selected by the Tigers in the first round (18th overall) of the June **2017** draft, but did not pitch during the season.

- Ranked as the No. 2 prospect in the Tigers organization and the No. 50 prospect overall by *Baseball America* following the season...also rated as possessing the best slider in the Tigers system.

AMATEUR HIGHLIGHTS

- Played his college baseball at the University of Florida, pitching for the Gators from **2015-17**.
- Helped Florida to its first national title in **2017**, earning College World Series Most Outstanding Pitcher honors after throwing 14.1 scoreless innings with 22 strikeouts in two starts.
- Earned All-American honors and second team All-SEC honors as a junior, posting a 9-2 record with one save, a 2.26 ERA (123.2IP/31ER) and 157 strikeouts in 20 appearances, including 19 starts.
- Made 17 starts as a sophomore in **2016**, compiling a 13-3 record with a 3.18 ERA (104.2IP/37ER) and 133 strikeouts to earn All-America honors.

TRANSACTIONS

- Selected by the Tigers in the first round (18th overall) of the 2017 MLB Draft out of the University of Florida (signing scout: R.J. Burgess)
- On injured list, August 10-September 1, 2019 (back muscle spasm)
- On injured list, July 9-August 23, 2020
- On injured list, May 4-October 4, 2021 (right elbow ulnar collateral ligament injury)
- On injured list, August 1-October 6, 2022 (right hip impingement)

ALEXANDER (ALEX) MICHAEL FAEDO'S CAREER RECORD

Year	Club	W-L	ERA	G	GS	CG	SHO	SV	IP	H	TBF	R	ER	HR	HB	BB	SO	WP	BK	AVG
2018	Lakeland	2-4	3.10	12	12	0	0	0	61.0	49	246	25	21	3	4	13	51	4	0	.217
	Erie	3-6	4.95	12	12	0	0	0	60.0	54	254	37	33	15	2	22	59	1	0	.239
2019	Erie	6-7	3.90	22	22	0	0	0	115.1	104	473	50	50	17	6	25	134	4	2	.235
2020	Did Not Play																			
2021	Did Not Play																			
2022	Lakeland	1-1	2.53	3	1	0	0	0	10.2	6	42	3	3	0	1	3	12	1	0	.162
	Toledo	1-0	0.00	1	1	0	0	0	5.0	4	18	0	0	0	0	0	8	0	0	.222
	DETROIT	1-5	5.53	12	12	0	0	0	53.2	63	244	34	33	7	1	25	44	2	0	.293
MINOR LEAGUE TOTALS		13-18	3.82	50	48	0	0	0	252.0	217	1033	115	107	35	13	63	264	10	2	.229
MAJOR LEAGUE TOTALS		1-5	5.53	12	12	0	0	0	53.2	63	244	34	33	7	1	25	44	2	0	.293

MAJOR LEAGUE CAREER FIELDING

	G	TC	PO	A	E	DP	PCT
Pitcher	12	5	3	2	0	0	1.000

MAJOR LEAGUE CAREER HIGHS

Longest Winning Streak in Games with Decision: 1 - May 22, 2022

Longest Losing Streak in Games with Decision: 4 - May 28-July 11, 2022 (Game 2)

Strikeouts: 7 (twice) - last, June 8, 2022 at Pittsburgh

Walks: 4 (twice) - last, July 11, 2022 at Kansas City (Game 2)

Innings (starter): 6.0 - May 28, 2022 vs. Cleveland



84

MARIO FELICIANO

HT: 5-10 WT: 211 BT: R TH: R BORN: 11/20/1998 IN BAYAMON, PR

CATCHER

Opening Day Age: 24 Residence: Phoenix, AZ

Major League Service: 0.018 Signed Through: 2023

How Obtained: Claimed off waivers by the Tigers from Milwaukee on December 21, 2022

NON-ROSTER
INVITEE

SEASON HIGHLIGHTS

- Spent most of the **2022** season with Triple A Nashville...also played in two games with Milwaukee.
- Hit safely in 12-of-14 games during May, including two four-hit performances...hit .400/.450/.436 with two doubles and five RBI during the month.
 - Picked up his first Major League hit on August 17 vs. Los Angeles (NL) with a single off Tony Gonsolin.
 - Drove in seven runs and went 2x5 with a home run on September 4 vs. Memphis.
 - Played in 33 games with Gigantes de Carolina in the Puerto Rican Winter League, hitting .165/.216/.174 with a double.

Limited to 32 games with Triple A Nashville in **2021** after missing two months of the season with an injury... also made his Major League debut during the season, playing in one game with Milwaukee.

- Made his Major League debut on May 1 vs. Los Angeles (NL)...walked as a pinch-hitter and scored the winning run in the Brewers 6-5, 11-inning victory.



2023 TIGERS

- Sidelined from June 11-July 31 with a right shoulder impingement.
- Hit .318/.348/.432 with five doubles and four RBI in 13 games with Salt River in the Arizona Fall League.
- Ranked as the No. 18 prospect in the Brewers organization by *Baseball America* following the season.

Spent the entire **2020** season at the Brewers alternate training site.

- Ranked as the No. 7 prospect and as the best power hitter in the Brewers organization by *Baseball America* following the season.

Named Most Valuable Player of the Carolina League in **2019**, hitting .273/.324/.477 with 25 doubles, four triples, 19 home runs and 81 RBI...became the first Mudcats player to earn MVP honors since the team joined the league in 2012.

- Named to the Carolina League midseason and postseason All-Star Teams.
- Led the Carolina League in home runs and slugging percentage, while he ranked second in RBI, OPS (.801), extra-base hits (48) and total bases (210).
- Launched a pair of home runs on May 11 vs. Myrtle Beach...also had a multi-homer performance on June 3 vs. Frederick.
- Earned Carolina League Player of the Week honors for the week ending June 9, going 9x21 with eight runs scored, one double, one triple, five home runs and 11 RBI...homered in four straight games during the week.
- Played for Atenienses de Manati in the Puerto Rican Winter League, hitting .269/.327/.333 with six doubles and four RBI.
- Ranked as the No. 6 prospect and as the best power hitter in the Brewers organization by *Baseball America* following the season.

Played in 42 games with Single A Carolina in **2018**.

- On the injured list from June 22-July 13 with a left thumb sprain.
- Had a four-hit game and drove in a run on July 28 at Potomac.
- Played in two games with the Peoria Javelinas in the Arizona Fall League before his season was cut short due to an injury.
- Rated as the No. 23 prospect in the Brewers organization and the No. 14 prospect in the Carolina League by *Baseball America* following the season.

Spent the entire **2017** season with Single A Wisconsin, playing in 104 games.

- Named a Midwest League All-Star and a Brewers Organization All-Star by MiLB.com.
- Hit safely in 10 straight games from May 4-15, going 15x41 with four doubles and eight RBI.
- Ranked as the No. 20 prospect in the Brewers player development system by *Baseball America* following the season.

Made his professional debut in **2016**, playing in 29 games with the AZL Brewers.

- Played in four games with Tiburones de Aguadilla in the Puerto Rican Winter League.
- Ranked as the No. 28 prospect in the Brewers organization and the No. 15 prospect in the Arizona League by *Baseball America* following the season.

TRANSACTIONS

- Selected by Milwaukee in the competitive balance round B of the 2016 MLB Draft out of Carlos Beltran Baseball Academy.
- On injured list, June 22-July 13, 2018 (left thumb sprain)
- On injured list, June 11-July 31, 2021 (right shoulder impingement)
- Claimed off waivers by the Tigers from Milwaukee on December 21, 2022

MARIO JAVIER FELICIANO'S CAREER RECORD

Year	Club	AVG	G	AB	R	H	TB	2B	3B	HR	RBI	SH	SF	HB	BB	SO	SB	CS	OBP	SLG	E	
2016	AZL Brewers	.265	29	117	16	31	42	5	3	0	16	0	2	1	7	19	2	2	.307	.359	4	
2017	Wisconsin	.251	104	402	47	101	133	16	2	4	36	2	1	7	34	72	10	2	.320	.331	9	
2018	AZL Brewers	.286	4	14	0	4	5	1	0	0	2	0	0	2	3	0	1	.375	.357	2		
	Carolina	.205	42	146	20	30	48	7	1	3	12	1	1	3	13	59	2	0	.282	.329	3	
2019	Carolina	.273	116	440	62	120	210	25	4	19	81	0	6	7	29	139	2	1	.324	.477	6	
	Biloxi	.167	3	12	2	2	4	0	1	0	0	0	0	2	0	4	0	0	.286	.333	0	
2020	Did Not Play																					
2021	ACL Brewers Gold	.360	7	25	7	9	14	3	1	0	4	0	0	3	1	6	0	0	.448	.560	1	
	Nashville	.210	32	105	12	22	33	2	0	3	19	0	3	2	4	26	1	0	.246	.314	4	
	Milwaukee	---	1	0	1	0	0	0	0	0	0	0	0	0	1	0	0	0	1.000	0.000	0	
2022	Nashville	.274	77	285	31	78	110	14	0	6	38	0	2	5	18	52	2	2	.326	.386	6	
	Milwaukee	.250	2	4	0	1	1	0	0	0	0	0	0	0	1	1	0	0	.400	.250	0	
MINOR LEAGUE TOTALS		.257	414	1546	197	397	599	73	12	35	208	3	15	30	108	380	19	8	.315	.387	35	
MAJOR LEAGUE TOTALS		.250	3	4	1	1	1	0	0	0	0	0	0	0	2	1	0	0	.500	.250	0	

CAREER FIELDING

	G	TC	PO	A	E	DP	PCT
Catcher	2	14	12	2	0	1	1.000

IN-DEPTH CATCHING STATISTICS

	G	SB	CS	CS%	PB	SLAA	FrmRAA
2022	2	2	1	33.3	0	-1.03	-0.13

CAREER HIGHS

Hits: 1 - August 17, 2022 vs. Los Angeles (NL)

Home Runs: No Major League home runs

RBI: No Major League RBI

Stolen Bases: No Major League stolen bases

Hitting Streak: No Major League hitting streak



68 JASON FOLEY

HT: 6-4 WT: 215 BT: R TH: R BORN: 11/1/1995 IN MANHASSET, NY

RIGHTHANDED PITCHER

Opening Day Age: 27

Residence: Bellmore, NY

Major League Service: 1.033

Signed Through: 2023

How Obtained: Signed by the Tigers as a non-drafted free agent on August 2, 2016

SEASON HIGHLIGHTS

Spent most of the **2022** season with the Tigers, appearing in 60 games.

- Earned a spot on an Opening Day roster at the big league level for the first time in his career.
- Picked up his first Major League win on August 2 at Minnesota, allowing a hit and walking one in a scoreless inning.
- Allowed a run in two thirds of an inning on August 5 vs. Tampa Bay, snapping his scoreless appearance streak at 11, which was the longest of his career.
- Named Tigers Pitcher of the Month for August, appearing in 12 games and compiling a 1-0 record with a 2.31 ERA (11.2IP/3ER) and eight strikeouts.
- Issued a walk on September 29 vs. Kansas City, snapping his streak of appearances without a base on balls at 20, over which he threw 18.0 innings...ranked as the longest streak by a Tigers reliever since Ian Krol also had a 20-game streak from April 4-May 19, 2014.

Saw the first big league action of his career in **2021**, pitching in 11 games...also appeared in 32 games with Triple A Toledo.

- Made his Major League debut on June 6 at Chicago (AL), throwing a scoreless inning.
- Earned his first Major League hold on June 10 vs. Seattle, throwing 2.0 innings and allowing a run on a hit with one strikeout...fanned J.P. Crawford leading off the fifth inning for his first big league punchout.
- Appeared in eight games with Triple A Toledo in July, allowing just one earned run in 8.1 innings.
- Allowed just one run over his last seven outings, posting a 1.69 ERA (5.1IP/1ER).
- Ranked as the No. 21 prospect in the Tigers organization by *Baseball America*...also rated as possessing the best changup in the Tigers player development system.

Worked out remotely during the **2020** season as a result of the COVID-19 pandemic.

- Rated as possessing the best fastball in the Detroit Tigers player development system by *Baseball America*.

Returned to the mound in **2019**, making 36 relief outings with Single A Lakeland.

- Posted a 0-1 record with one save, a 1.80 ERA (10.0IP/2ER) and 10 strikeouts in eight appearances during May.
- Closed the season by not allowing an earned run in 12-of-14 appearances from July 3-August 27, compiling a 1-0 record with one save, a 1.40 ERA (19.1IP/3ER) and 14 strikeouts.
- Rated as possessing the best fastball in the Detroit Tigers player development system by *Baseball America*.

Missed the entire **2018** season while rehabbing from Tommy John surgery.

- Ranked as the No. 29 prospect in the Tigers organization by *Baseball America*.

Limited to 24 appearances in **2017** after suffering a mid-season elbow injury.

- Named to the Midwest League midseason All-Star Team.



2023 TIGERS

- Began the season by not allowing a run in seven-of-eight outings, posting a 1-0 record with a 0.66 ERA (13.2IP/1ER) and 14 strikeouts.
- On the injured list from July 13-September 8 with a right elbow sprain.
- Rated as the No. 23 prospect in the Tigers player development system by *Baseball America*.

Began his professional career in **2016**, pitching in six games between the GCL Tigers West and Rookie-level Connecticut.

TRANSACTIONS

- Signed by the Tigers as a non-drafted free agent on November 2, 2016 (signing scout: Jim Bretz)
- On injured list, July 13-September 8, 2017 (right elbow sprain)
- On injured list, April 5-September 14, 2018 (right elbow surgery)

JASON JOSEPH FOLEY'S CAREER RECORD

Year	Club	W-L	ERA	G	GS	CG	SHO	SV	IP	H	TBF	R	ER	HR	HB	BB	SO	WP	BK	AVG
2016	GCL Tigers West	0-0	0.00	1	0	0	0	1	1.0	1	4	0	0	0	0	0	1	0	0	.250
	Connecticut	0-0	4.26	5	0	0	0	0	6.1	6	32	4	3	0	0	7	6	3	0	.240
2017	West Michigan	3-1	1.55	18	0	0	0	5	29.0	20	115	7	5	0	0	5	36	3	1	.189
	Lakeland	0-2	6.14	6	0	0	0	1	7.1	8	32	5	5	1	0	2	5	1	1	.267
2018	Did not play																			
2019	Lakeland	3-3	3.89	36	0	0	0	2	44.0	46	201	25	19	3	5	17	43	6	0	.263
2020	Did not play																			
2021	Toledo	1-1	4.41	32	0	0	0	2	34.2	34	153	18	17	5	4	19	36	5	0	.264
	DETROIT	0-0	2.61	11	0	0	0	0	10.1	8	45	3	3	1	3	5	6	3	0	.216
2022	Toledo	1-0	3.60	4	0	0	0	0	5.0	5	21	2	2	1	0	1	6	0	0	.250
	DETROIT	1-0	3.88	60	0	0	0	0	60.1	72	256	27	26	2	2	11	43	0	1	.298
MINOR LEAGUE TOTALS		8-7	3.60	102	0	0	0	11	127.1	120	558	61	51	10	9	51	133	18	2	.245
MAJOR LEAGUE TOTALS		1-0	3.69	71	0	0	0	0	70.2	80	301	30	29	3	5	16	49	3	0	.287

MAJOR LEAGUE CAREER FIELDING

	G	TC	PO	A	E	DP	PCT
Pitcher	71	10	2	8	0	1	1.000

MAJOR LEAGUE CAREER HIGHS

Longest Winning Streak in Games with Decision: 1 - August 2, 2022
Longest Losing Streak in Games with Decision: No Major League losing streak
Strikeouts: 3 (twice) - last, September 7, 2022 at Los Angeles (AL)
Walks: 2 (three times) - last, June 26, 2022 at Arizona
Innings (starter): No Major League starts
Innings (reliever): 2.0 (four times) - last, June 26, 2022 at Arizona



85

JACE FRY

HT: 6-1 WT: 209 BT: L TH: L BORN: 7/9/1993 IN PORTLAND, OR

NON-ROSTER INVITEE

LEFTHANDED PITCHER

Opening Day Age: 29 Residence: Goodyear, AZ
Major League Service: 3.128 Signed Through: 2023
How Obtained: Signed by the Tigers as a Minor League free agent on February 15, 2023

SEASON HIGHLIGHTS

Split the **2022** season between the Washington Nationals and Philadelphia Phillies organizations.

- On the injured list from April 19-May 12.
- Did not allow a run in eight straight outings from April 16-June 7, throwing 7.0 innings with three hits allowed and 10 strikeouts.
- Sidelined from August 26-September 25 with a left elbow strain.

Spent most of **2021** with Triple A Charlotte, appearing in 34 games.

- Sidelined from March 29-June 26 while rehabbing from back surgery.
- Did not allow a run in 11 of his first 13 outings with Charlotte, posting a 1.93 ERA (14.0IP/3ER) and 21 strikeouts.

Made 18 appearances with the White Sox during the shortened **2020** season.

- Limited opponents to a .225 (16x71) batting average, while averaging 10.98 strikeouts per 9.0 innings.
- On the injured list from September 3-15 with back spasms.
- Equalled his career high with four strikeouts on September 15 vs. Minnesota.
- Threw 10.2 consecutive scoreless innings over 11 games from August 6-September 19, the second-longest streak of his career.
- Tossed a career-high 2.1 innings on September 27 vs. Chicago (NL).
- Was on the White Sox postseason roster for the American League Wild Card series at Oakland, but did not pitch.

Finished the **2019** season with a career-high 68 appearances, which was tied for the second-highest total among Major League southpaws.

- Made an Opening Day roster at the big league level for the first time in his career.
- Did not allow a run in eight straight scoreless appearances from April 12-28, allowing no hits.
- Sidelined from June 8-18 with left shoulder inflammation.
- Went 1-1 with a 0.00 ERA (10.2IP/0ER), 13 strikeouts and a .114 (4x35) opponents batting average over 14 games from June 26-August 2.

Led the White Sox with 16 holds and 59 appearances, while he led all Chicago relievers with 70 strikeouts in **2018**.

- On the injured list from April 5-20 with a right abdomen strain.
- Did not allow a hit over his final seven appearances from May 4-20, throwing 8.1 innings...according to the Elias Sports Bureau, was the longest hitless streak by a Sox pitcher to begin a season since Wilson Alvarez in 1991 (11.0IP).
- Tossed 10.0 consecutive scoreless innings from May 4-25, extending his scoreless innings streak from 2017 to a career-high 13.1.
- Notched his first career save by retiring all three batters faced on May 29 vs. Texas.
- Earned his first big league win on August 10 vs. Cleveland, retiring Yan Gomes and Jason Kipnis with the winning runs on base in a scoreless game.
- Made his first Major League start as part of a bullpen day on September 26 vs. Cleveland, allowing a run in 1.0 inning.

Spent most of **2017** season with Double A Birmingham before being promoted to the White Sox in September for his first Major League action.

- On the injured list from April 25-May 18 with a right oblique muscle strain.
- Recorded a season-high 12.2 scoreless innings over seven games from June 8-30.
- Made his Major League debut on September 5 vs. Cleveland, allowing two runs in a third of an inning.



2023 TIGERS

- Recorded his first big league strikeout on September 23 vs. Kansas City, fanning Mike Moustakas.
- Pitched for Glendale in the Arizona Fall League, compiling a 3.38 ERA (8.0IP/3ER) and 10 strikeouts in eight outings...named to the AFL Rising Stars Game.

Missed the entire **2016** season while rehabbing from Tommy John surgery.

Started 10 games with Single A Winston-Salem in **2015** before suffering a season-ending injury on June 1.

- Finished the month of April with a 1-3 record, a 2.49 ERA (21.2IP/6ER) and 18 strikeouts in four starts.
- Sidelined from June 1-September 14 with a left elbow strain.

Began his professional career with Single A Great Falls in **2014**, appearing in seven games.

- Ranked as the No. 13 prospect in the White Sox organization by *Baseball America* following the season.

AMATEUR HIGHLIGHTS

- Attended Oregon State University, where he was named a first team All-American by the NCBWA in **2014** after going 11-2 with a 1.80 ERA in 16 starts...threw a no-hitter against Northern Illinois on March 8, 2014...earned first team freshman All-American honors in **2012**.

TRANSACTIONS

- Selected by Oakland in the ninth round of the 2011 MLB Draft out of Southridge HS (OR), but did not sign
- Selected by Chicago (AL) in the third round of the 2014 MLB Draft out of Oregon State University
- On injured list, June 1-September 14, 2015 (left elbow strain)
- On injured list, April 7-September 6, 2016 (left elbow sprain)
- On injured list, April 25-May 18, 2017 (right oblique muscle strain)
- On injured list, April 5-20, 2018 (right abdomen strain)
- On injured list, June 8-18, 2019 (left shoulder inflammation)
- On paternity list, August 23-25, 2019
- On injured list, September 3-15, 2020 (back spasms)
- On injured list, March 29-June 26, 2021 (back surgery)
- Signed by Washington as a Minor League free agent on March 19, 2022
- On injured list, April 19-May 12, 2022
- Signed by Philadelphia as a Minor League free agent on June 25, 2022
- On injured list, August 26-September 25, 2022 (left elbow strain)
- Signed by the Tigers as a Minor League free agent on February 15, 2023

JACE HAYDEN FRY'S CAREER RECORD

Year	Club	W-L	ERA	G	GS	CG	SHO	SV	IP	H	TBF	R	ER	HR	HB	BB	SO	WP	BK	AVG
2014	Great Falls	1-0	2.79	7	0	0	0	0	9.2	7	38	3	3	0	0	3	10	0	0	.206
2015	Winston-Salem	1-8	3.63	10	10	0	0	0	52.0	60	231	26	21	1	0	17	39	3	0	.287
2016	Did Not Play																			
2017	Birmingham	2-1	2.78	33	0	0	0	3	45.1	36	192	14	14	1	1	24	52	8	0	.217
	Chicago (AL)	0-0	10.80	11	0	0	0	0	6.2	12	36	8	8	1	0	5	3	3	0	.387
2018	Charlotte	0-0	1.35	5	0	0	0	0	6.2	3	24	1	1	1	0	0	11	1	0	.125
	Chicago (AL)	2-3	4.38	59	1	0	0	4	51.1	37	214	28	25	4	1	20	70	5	0	.194
2019	Chicago (AL)	3-4	4.75	68	0	0	0	4	55.0	44	251	33	29	7	3	43	68	4	0	.218
2020	Chicago (AL)	0-1	3.66	18	0	0	0	0	19.2	16	83	9	8	3	0	12	24	1	0	.225
2021	Charlotte	1-4	2.93	34	1	0	0	2	40.0	22	166	19	13	3	4	20	60	7	0	.158
	Chicago (AL)	0-1	10.80	6	0	0	0	0	6.2	10	31	8	8	1	1	6	3	2	0	.417
2022	Rochester	3-0	3.77	15	0	0	0	0	14.1	14	63	6	6	1	0	8	20	0	0	.255
	Lehigh Valley	1-2	6.75	18	0	0	0	0	16.0	17	70	12	12	2	3	7	20	0	0	.283
MINOR LEAGUE TOTALS		9-15	3.42	122	11	0	0	5	184.0	159	784	81	70	9	8	79	212	19	0	.231
MAJOR LEAGUE TOTALS		5-9	5.04	162	1	0	0	4	139.1	119	615	86	78	16	5	86	168	15	0	.229

MAJOR LEAGUE CAREER FIELDING

	G	TC	PO	A	E	DP	PCT
Pitcher	162	18	4	13	1	3	.944

MAJOR LEAGUE CAREER HIGHS

Longest Winning Streak in Games with Decision: 2 (twice) - last, July 20-September 18, 2019

Longest Losing Streak in Games with Decision: 4 - May 8, 2019-July 14, 2019

Strikeouts: 4 (three times) - last, September 15, 2020 vs. Minnesota

Walks: 3 - July 3, 2021 at Detroit

Innings (starter): 1.0 - September 26, 2018 vs. Cleveland

Innings (reliever): 2.1 - September 27, 2020 vs. Chicago (NL)



51 RONY GARCÍA

HT: 6-3 WT: 248 BT: R TH: R BORN: 12/19/1997 IN MAO, DR

RIGHTHANDED PITCHER

Opening Day Age: 25

Residence: Santo Domingo, DR

Major League Service: 2.142

Signed Through: 2023

How Obtained: Selected by the Tigers from New York (AL) in the Major League phase of the Rule 5 Draft on December 19, 2019

SEASON HIGHLIGHTS

Missed much of the **2022** season due to two separate stints on the injured list.

- Turned in his longest relief outing of the season on May 18 at Tampa Bay, throwing 2.2 innings and allowing a run on a hit with six strikeouts.
- Struck out a career-high seven batters in the first game of the doubleheader on May 31 vs. Minnesota.
- Won three straight starts from June 18-29, posting a 2.76 ERA (16.1IP/5ER) and 12 strikeouts.
- Sideline from July 3 (retroactive to June 30)-24 with a right shoulder strain.
- Placed on the 10-day injured list on July 25 with a right shoulder strain and missed the rest of the season.

Spent most of the **2021** season on the injured list, pitching in two games for Detroit...also made four starts for Triple A Toledo.

- Began the season on the injured list with an abdominal strain and was reinstated on April 16 and optioned to Double A Erie.
- Made his season debut for the Tigers on May 31 at Milwaukee, throwing 3.0 hitless innings with one walk and two strikeouts...was the longest relief outing of his career.
- Placed on the injured list on June 10 with a left knee sprain and missed the rest of the season.

Made his Major League debut in **2020**, spending the entire season with the Tigers after being selected with the first pick of the 2019 Rule 5 Draft.

- Made 15 appearances for the Tigers during the season, including two starts, combining to go 1-0 with an 8.14 ERA (21.0IP/19ER) on 25 hits and nine walks, while striking out 14.
- Had some of his greatest success in multi-inning relief outings, posting a 3.00 ERA (9.0IP/3ER) over five such outings, while striking out six.
- Made his Major League debut on July 28 vs. Kansas City, tossing 3.0 innings and allowing three runs, two earned, on three hits and no walks, while striking out three...his first Major League strikeout came against Maikel Franco to end the second inning.
- Had his first career scoreless appearance on August 15, blanking Cleveland in the ninth inning...was his second career relief appearance, fourth overall and first of 1.0-inning-or-less.
- Earned his first Major League win on August 21 at Cleveland, tossing 1.1 shutout innings from the bullpen, allowing a hit and walk.

Spent most of the **2019** season with Double A Trenton, starting 20 games...also pitched for Single A Tampa, appearing in five games, including four starts.

- Led Trenton with 105.1 innings pitched and 104 strikeouts, while he was tied for the team lead in starts.
- Combined to appear in five games, including four starts, with Tampa and Trenton in April, posting a 1-1 record with a 1.93 ERA (23.1IP/5ER) and 30 strikeouts.
- Earned Eastern League Pitcher of the Week honors twice during the season, first for the week ending July 14 after throwing 8.0 shutout innings with four hits allowed and eight strikeouts on July 12 at Reading...picked up a second honor for the week ending August 25, making two starts during the week and combining to throw 10.0 scoreless innings with four hits allowed and 14 strikeouts.

Started 23 games in **2018**, seeing time at both Single A Charleston and Single A Tampa.

- Sideline from April 5-12 with an abscess surgery.
- Started five games with Charleston in May, compiling a 2-1 record with a 2.45 ERA (29.1IP/8ER) and 32 strikeouts.
- Allowed two runs-or-less in five consecutive starts with Tampa from July 20-August 12, going 1-2 with a 2.79 ERA (29.0IP/9ER) and 31 strikeouts.



2023 TIGERS

Spent most of the **2017** season with Single A Charleston, starting 11 games.

- Threw at least 5.0 innings and allowed three earned runs-or-less in all 13 starts during the season.
- Posted a 2-2 record with a 1.97 ERA (59.1IP/13ER) and 42 strikeouts over a 10-start stretch from July 5-August 27.
- Ranked as the No. 29 prospect in the Yankees organization by *Baseball America*.

Began his professional career in **2016**, combining to pitch in 14 games, including 12 starts, between the DSL Yankees2 and the GCL Yankees.

- Started four games with the DSL Yankees2 in July, compiling a 1-0 record with a 1.19 ERA (22.2IP/3ER) and 20 strikeouts.

TRANSACTIONS

- Signed by New York (AL) as a non-drafted free agent on July 2, 2015
- On injured list, April 5-12, 2018 (abscess surgery)
- Selected by the Tigers from New York (AL) with the first pick in the Major League phase of the 2019 Rule 5 Draft on December 19, 2019
- On injured list, March 29-April 16, 2021 (abdominal strain)
- On injured list, June 10-November 7, 2021 (left knee sprain)
- On injured list, June 30-July 24, 2022 (right shoulder strain)
- On injured list, July 25-November 10, 2022 (right shoulder strain)

RONY JAVIER GARCÍA'S CAREER RECORD

Year	Club	W-L	ERA	G	GS	CG	SHO	SV	IP	H	TBF	R	ER	HR	HB	BB	SO	WP	BK	AVG
2016	DSL Yankees2	1-3	1.88	9	8	0	0	0	43.0	35	179	20	9	1	1	9	39	7	0	.208
	GCL Yankees	2-2	2.89	5	4	0	0	0	28.0	24	108	10	9	0	2	4	17	2	1	.238
2017	Pulaski	0-0	3.97	2	2	0	0	0	11.1	11	47	7	5	1	2	2	11	0	0	.262
	Charleston	2-3	2.24	11	11	0	0	0	64.1	52	261	22	16	3	5	15	45	8	0	.218
2018	Charleston	3-4	4.18	14	14	0	0	0	71.0	73	304	44	33	5	6	13	62	2	3	.259
	Tampa	1-5	4.50	9	9	0	0	0	48.0	47	206	30	24	2	4	15	45	3	0	.257
2019	Tampa	0-2	2.16	5	4	0	0	0	25.0	21	100	7	6	2	0	7	25	1	0	.231
	Trenton	4-11	4.44	20	20	0	0	0	105.1	94	448	56	52	14	7	38	104	2	3	.235
2020	DETROIT	1-0	8.14	15	2	0	0	0	21.0	25	96	20	19	7	0	9	14	1	0	.287
2021	Toledo	0-1	3.20	4	4	0	0	0	19.2	13	84	7	7	4	3	10	24	0	0	.183
	DETROIT	0-0	2.45	2	0	0	0	0	3.2	1	12	1	1	1	0	2	2	0	0	.100
2022	Toledo	0-0	6.75	2	0	0	0	0	4.0	2	16	3	3	0	1	1	2	0	0	.143
	DETROIT	3-3	4.41	16	8	0	0	0	51.0	40	206	27	25	9	4	13	48	3	0	.213
MINOR LEAGUE TOTALS		13-31	3.52	81	76	0	0	0	419.2	372	1753	206	164	32	31	114	374	25	7	.234
MAJOR LEAGUE TOTALS		4-3	5.35	33	10	0	0	0	75.2	66	314	48	45	17	4	24	64	4	0	.232

MAJOR LEAGUE CAREER FIELDING

	G	TC	PO	A	E	DP	PCT
Pitcher	33	10	4	5	1	0	.900

MAJOR LEAGUE CAREER HIGHS

Longest Winning Streak in Games with Decision: 3 - June 18-29, 2022

Longest Losing Streak in Games with Decision: 2 - May 31 (Game 1)-June 13, 2022

Strikeouts: 7 - May 31, 2022 vs. Minnesota (Game 1)

Walks: 2 (six times) - last, June 29, 2022 at San Francisco

Innings (starter): 6.0 - June 18, 2022 vs. Texas

Innings (relief): 3.0 - May 31, 2021 at Milwaukee



31 RILEY GREENE

HT: 6-3 WT: 200 BT: L TH: L BORN: 9/28/2000 IN ORLANDO, FL

OUTFIELDER

Opening Day Age: 22

Residence: Oviedo, FL

Major League Service: 0.110

Signed Through: 2023

How Obtained: Selected by the Tigers in the first round (fifth overall) of the 2019 MLB Draft

CAREER HIGHLIGHTS

- Selected to play in the **2021** MLB Futures Game at Coors Field in Denver.

SEASON HIGHLIGHTS

Saw the first Major League action of his career in **2022**, playing in 93 games.

- Voted Tiger of the Year by the Detroit chapter of the BBWAA and Tigers Rookie of the Year by the Detroit Sports Media Association.
- Began the season on the injured list with a right foot fracture and was reinstated on May 30.
- Made his Major League debut on June 18 vs. Texas, reaching base in four plate appearances, going 2x3 with two walks and two runs scored...became the first Tigers player to reach base four times in their big league debut since Scott Livingstone on July 19, 1991 at Kansas City.
- Drew multiple walks in each of his first two big league games, the fourth Major Leaguer since the start of 2010 to do so (others: Travis Demeritte, 2019; Travis d'Arnaud, 2013; Anthony Rizzo, 2011)...joined Demeritte as the only players in Tigers history to do so.
- Had a pair of hits on June 21 at Boston and reached base multiple times in each of his first four Major League games, becoming the fourth Tiger to do so and the first since Hub Walker in 1931.
- Drove in the first run of his Major League career on June 25 at Arizona.
- Hit his first big league home run on July 2 vs. Kansas City, a walk-off solo shot...became the seventh player in franchise history to have his first homer come on a walk-off, and first since Lou Whitaker in 1978.
- Reached base safely in 16 of his first 17 Major League games, the first Tiger to do so since Quintin Berry in 2012.
- Had a game-tying RBI single with two outs in the ninth inning on July 26 vs. San Diego...marked his second career game-tying or go-ahead hit in the ninth inning (Other, July 3 vs. Kansas City).
- Launched the first leadoff home run of his big league career on August 21 vs. Los Angeles (AL), hitting a 448-foot shot off Shohei Ohtani...was the longest homer surrendered by Ohtani in his Major League career and was the longest leadoff homer for a Tigers hitter in the Statcast Era (since 2015).
- Drove in a season-high four runs and had three hits, including a triple and a home run, on August 26 at Texas.
- Voted Tigers Player of the Month for August, hitting .265/.311/.434 with six doubles, two triples, three home runs and 15 RBI.
- Hit safely in 13 consecutive games from August 20-September 4, slashing .396/.458/.623 with two doubles, two triples, two home runs and six RBI...the streak was the second-longest by a rookie in the Majors during the season and the longest by a Tigers rookie since Milt Cuyler had a 15-game streak in 1991.
- Had a 20-game, on-base streak from August 20-September 14...was the longest streak by a Tigers player during the season and was the longest by a Detroit rookie since Austin Jackson reached base in 25 straight games in 2010.

Earned Tigers Minor League Player of the Year honors in **2021** after hitting .301/.387/.534 with 25 doubles, eight triples, 24 home runs and 84 RBI in 124 games between Double A Erie and Triple A Toledo.

- Ranked fourth in Minor League Baseball with 146 hits, while he was tied for sixth with 259 total bases and tied for seventh with 95 runs scored.
- Named a Minor League All-Star by *Baseball America* and a Tigers Organization All-Star by MiLB.com.
- Hit a pair of solo home runs on May 20 vs. Binghamton...also homered twice on September 5 at Omaha.
- Reached base safely in all five plate appearances on June 19 vs. Altoona, going 3x3 with a double, a triple, a home run, four RBI and two walks.
- Selected Double A Northeast Offensive Player of the Week for the week ending August 15 after hitting .500/.536/1.154 with three doubles, one triple, four home runs and 12 RBI...homered in four straight games from August 12-14.
- Ranked as the top prospect in the Tigers organization, the No. 4 prospect in all of baseball, the third-best prospect in the Eastern League and No. 4 prospect in the International League by *Baseball America* following the season...also rated as the best hitter for average and the best defensive outfielder in the Tigers system.



2023 TIGERS

Spent the entire **2020** season at the club's Alternate Training Site in Toledo.

- Ranked as the No. 5 prospect in the Tigers organization and the No. 31 prospect overall by *Baseball America* following the season...also rated as possessing the best outfield arm in the Tigers system.

Began his professional career in **2019**, seeing time at three different levels of the Tigers Minor League system.

- Had an impressive debut on June 24 vs. the GCL Blue Jays, hitting a pair of home runs and finishing the game 4x5 with a double and five RBI.
- Added a second four-hit game and scored three runs on July 6 vs. the GCL Yankees West.
- Played in 19 games with Single A Connecticut in July, batting .306/.383/.417 with three doubles, one triple, one home run and six RBI.
- Homered and drove in a pair of runs in his first game with Single A West Michigan on August 8 vs. Bowling Green.
- Rated as the No. 4 prospect in the Tigers organization, the No. 49 prospect overall and the second-best prospect in the New York-Penn League by *Baseball America* following the season...also rated as the best hitter for average and the best power hitter in the Tigers system.

AMATEUR HIGHLIGHTS

- Graduated from Hagerty High School, where he was named the Gatorade Florida Baseball Player of the Year and was a finalist for Gatorade National Player of the Year as a senior in **2019**.
- Prior to his senior season, was named a preseason first team All-American by Rawlings-Perfect Game.
- In **2018**, started all nine games for USA Baseball's 18U National Team at the COPABE U-18 Pan-American Championships, batting .424/.548/.848 and leading the team with three home runs and 20 RBI.
- As a sophomore and junior, Rawlings-Perfect Game named him a first team preseason underclassman All-American, and a high honorable mention preseason underclassman All-American as a freshman.

TRANSACTIONS

- Selected by the Tigers in the first round (fifth overall) of the 2019 MLB Draft out of Hagerty HS (FL) (signing scout: R.J. Burgess)
- On injured list, April 5-May 30, 2022 (right foot fracture)

RILEY ALAN GREENE'S CAREER RECORD

Year	Club	AVG	G	AB	R	H	TB	2B	3B	HR	RBI	SH	SF	HB	BB	SO	SB	CS	OBP	SLG	E
2019	GCL Tigers West	.351	9	37	9	13	22	3	0	2	8	0	0	1	5	12	0	0	.442	.595	1
	Connecticut	.295	24	88	12	26	34	3	1	1	7	0	0	1	11	25	1	0	.380	.386	1
	West Michigan	.219	24	96	13	21	33	2	2	2	13	0	3	3	6	26	4	0	.278	.344	0
2020	Did Not Play																				
2021	Erie	.298	84	326	59	97	171	16	5	16	54	0	2	4	41	102	12	1	.381	.525	2
	Toledo	.308	40	159	36	49	88	9	3	8	30	0	1	3	22	51	4	0	.400	.553	2
2022	Lakeland#	.333	2	6	0	2	2	0	0	0	2	0	0	0	1	0	1	1	.429	.333	0
	Toledo	.274	15	62	10	17	24	4	0	1	6	0	0	0	6	14	3	0	.338	.387	0
	DETROIT	.253	93	376	46	95	136	18	4	5	42	0	3	3	36	120	1	4	.321	.362	2
	MINOR LEAGUE TOTALS	.291	198	774	139	225	374	37	11	30	120	0	6	12	92	230	25	2	.372	.483	6
	MAJOR LEAGUE TOTALS	.253	93	376	46	95	136	18	4	5	42	0	3	3	36	120	1	4	.321	.362	2

MAJOR LEAGUE CAREER FIELDING

	G	TC	PO	A	E	DP	PCT
Outfield	93	243	241	0	2	0	.992

MAJOR LEAGUE CAREER HIGHS

Hits: 3 (twice) - last, September 24, 2022 at Chicago (AL)

Home Runs: 1 (five times) - last, August 26, 2022 at Texas

RBI: 4 - August 26, 2022 at Texas

Stolen Bases: 1 - June 26, 2022 at Arizona

Hitting Streak: 13 - August 20-September 4, 2022



13

ERIC HAASE

HT: 5-10 WT: 210 BT: R TH: R BORN: 12/18/1992 IN DETROIT, MI

CATCHER

Opening Day Age: 30 Residence: Livonia, MI

Major League Service: 2.072 Signed Through: 2023

How Obtained: Acquired by the Tigers from Cleveland in exchange for cash considerations on January 8, 2020

CAREER HIGHLIGHTS

- Named American League Rookie of the Month in July, 2021.

SEASON HIGHLIGHTS

Played in a career-high 110 games with the Tigers in 2022.

- Made an Opening Day roster at the Major League level for the first time in his career.
- Hit a game-tying home run off Liam Hendriks in the bottom of the ninth inning on Opening Day vs. Chicago (AL)...marked his second career game-tying homer in the ninth inning (Other, grand slam on July 27, 2021 at Minnesota).
- Went 3x5 with three runs, a double, a home run and three RBI on June 18 vs. Texas...was the first Tigers player to have three-or-more hits, runs and RBI in a game since Jeimer Candelario on May 5, 2021 at Boston.
- Launched his second career grand slam on July 25 vs. San Diego.
- Named Tigers Player of the Month for July, hitting .295/.357/.508 with four doubles, three home runs and 11 RBI.
- Recorded a career-high five hits on September 7 at Los Angeles (AL), going 5x5 with two doubles and a homer...was the first Tiger to have five hits in a game since Niko Goodrum on May 31, 2019 at Atlanta and the first Tiger catcher to do so since Ivan Rodriguez on April 5, 2006 at Kansas City.
- Posted his fifth career multi-homer game on September 9 at Kansas City, finishing 3x5 with three RBI.
- Hit safely in 11 of his final 17 games with at least one at-bat, hitting .328/.368/.641 with five doubles, five home runs and nine RBI.

Spent most of the 2021 season with the Tigers, playing in 98 games.

- Finished the season with 22 home runs...became the first Tiger to have a 20-homer season while playing at least 60 percent of his games at catcher since Mickey Tettleton in 1992...his 22 homers ranked fifth among rookies in Tigers history and were the most by a Detroit rookie since Tony Clark hit 27 in 1996.
- Ranked fifth among Major League rookies (min. 300 at-bats) with 22 home runs and a .459 slugging percentage, while he was tied for seventh with 61 RBI and ninth with a .745 OPS.
- Belted a pair of solo home runs on May 17 at Seattle, his first career multi-homer game...finished the season with four multi-homer performances, which were the most by a Tigers rookie since 1947 and the most by any Detroit player since Miguel Cabrera had six in 2016.
- Was behind the plate for Spencer Turnbull's no-hitter on May 18 at Seattle...according to the Elias Sports Bureau, he was the first rookie in Tigers history to catch a no-no and first Major League rookie to catch a complete game no-hitter since Eli Whiteside caught Jonathan Sanchez's on July 10, 2009.
- Hit the first triple of his Major League career on May 29 vs. New York (AL)...was the first Tigers catcher to triple in a game since Grayson Greiner in the nightcap of the doubleheader on September 12, 2019 vs. New York (AL).
- Homered in the first inning on June 8 vs. Seattle, marking his sixth home run in the span of 17 at-bats...according to the Elias Sports Bureau, he became the first Tiger to do so since Miguel Cabrera, who had six homers in a stretch of 17 at-bats from May 19-23, 2013.
- Picked up his first Major League stolen base in the first game of the doubleheader on June 26 vs. Houston.
- Blasted a pair of home runs on July 3 vs. Chicago (AL), including his first career inside-the-park home run...was Detroit's first inside-the-park homer since JaCoby Jones on August 10, 2020 vs. Chicago (AL).
- Hit his first career pinch-hit home run on July 6 at Texas, a game-tying, three-run shot...was the first pinch-hit blast by a Tigers player since John Hicks in the second game of the doubleheader on September 28, 2019 at Chicago (AL).
- Finished with 13 home runs prior to the All-Star break, the second most by a Tigers rookie since 1947, trailing only Matt Nokes, who hit 20 homers before the All-Star break in 1987.
- Hit a game-tying grand slam in the ninth inning on July 27 at Minnesota...marked his first career grand slam.

- Had a career best 10-game hitting streak from July 19-29, during which he batted .314/.375/.714 with two doubles, four home runs and 16 RBI.
- Named AL Rookie of the Month and Tigers Player of the Month for July, hitting .265/.319/.627 with three doubles, nine home runs and 29 RBI in 23 games...led the American League in RBI during the month, while he was tied for the league lead in home runs and seventh in slugging percentage...was the first Tigers player to be named AL Rookie of the Month since Brennan Boesch in June, 2010.
- Sidelined from August 16-27 with a right abdominal strain.

Saw his first action with the Tigers in **2020**, going 3x17 in seven games and driving in a pair of runs.

- Was recalled from the alternate training site on September 15, and made his Tigers debut the next day vs. Kansas City.
- Notched his first hit as a Tiger in the fourth inning on September 19 vs. Cleveland, followed by his first RBI to tie the game in the eighth...went 2x4 with a RBI and a run scored.

Established a career high with 28 home runs in **2019** with Triple A Columbus...also saw time at the Major League level for the second straight season, appearing in 10 games with Cleveland.

- Selected to the International League midseason and postseason All-Star Team and was named a Cleveland organization All-Star by MiLB.com...tapped the IL's Top Star at the Triple A All-Star Game.
- Ranked tied for fifth in the IL in home runs, while he was 10th with a .517 slugging percentage.
- Threw out 41.7% (30-of-72) base stealers at Columbus...finished the year tied for the IL lead with 30 runners caught stealing.
- Had a pair of multi-homer games during the season, hitting two home runs on June 7 vs. Norfolk and July 5 vs. Louisville.
- Hit .304/.402/.620 with five doubles, one triple, six home runs and 15 RBI in 24 games during June.
- Belted the first home run of his Major League career on September 28 at Washington, connecting for a three-run shot off Patrick Corbin.

Appeared in a career-high 120 games with Triple A Columbus in **2018**...also saw the first Major League action of his career, playing in nine games with the Indians.

- Named to the International League midseason All-Star Team and was selected a Cleveland organization All-Star by MiLB.com.
- Ranked tied for fourth in the International League with 47 extra-base hits, while he was fifth with 20 home runs, seventh with 71 RBI and tied for ninth with 192 total bases.
- Threw out 48.5% (33-of-68) of baserunners attempting to steal while with Columbus.
- Hit a pair of home runs and drove in a season-high six runs on June 30 vs. Indianapolis...also had multi-homer games on August 16 vs. Syracuse and August 28 vs. Louisville.
- Earned International League Player of the Week honors in back-to-back weeks in July...for the week ending July 8, he hit .346/.379/.731 with four doubles, two home runs and eight RBI, while he batted .471/.474/1.118 with two doubles, three home runs and 11 RBI for the week ending July 15.
- Made his Major League debut on September 2 vs. Tampa Bay, entering as a defensive replacement in the eighth inning.
- Picked up the first hit of his big league career on September 16 vs. Detroit, an RBI single in the fourth inning off of Francisco Liriano.
- Ranked as the 25th-best prospect and was rated as the best defensive catcher in the Indians organization by *Baseball America* following the season.

Played in 95 games with Double A Akron in **2017**.

- Selected to the Eastern League postseason All-Star Team.
- Ranked second in the Eastern League with a .574 slugging percentage and .923 OPS, while he was third with 26 home runs...led the Indians system in slugging percentage, while he was third in homers and OPS.
- Established an Akron single-season record with 15 home runs at home.
- Named Eastern League Player of the Week for the week ending July 9, after hitting .400/.423/1.040 with two doubles, one triple, four home runs and seven RBI...had a pair of multi-homer games during the week.
- Hit safely in 11 consecutive games from June 27-July 13, batting .400/.426/.867 with four doubles, one triple, five home runs and nine RBI.
- Recorded his third two-homer game of the season on August 9 vs. New Hampshire.
- Was called up to Triple A Columbus at the end of the season, appearing in two games.
- Played in three games with Leones del Escogido in the Dominican Winter League after the season, and went 0x10 with a RBI.
- Rated as the No. 31 prospect in the Indians organization by *Baseball America* following the season.

Limited to 63 games with Double A Akron in **2016** due to two separate stints on the injured list.

- Sidelined from April 7-29 with a left ankle sprain.
- Placed on the injured list from July 1-14 with a right groin strain.
- Belted a pair of home runs and went 4x5 with a double and three RBI on August 20 at Bowie.
- Named the Most Valuable Player of the Eastern League playoffs after hitting .280/.400/.520 with three



doubles, one home run and seven RBI in seven games...sent Akron to the EL championship with a walk-off RBI single in the 10th inning of Game 4 of the EL semifinals.

- Played in five games with Mesa in the Arizona Fall League, hitting .278/.316/.444 with three doubles.

Spent the entire **2015** season with Single A Lynchburg.

- Tabbed an Indians organization All-Star by MiLB.com.
- Ranked fifth in the Carolina League with seven triples, while he was tied for sixth with 42 extra-base hits and 10th with 26 doubles.
- Batted .345/.424/.603 with six doubles, three triples, one home run and eight RBI in 16 games during August.

Named to the Midwest League midseason All-Star Team in **2014** with Single A Lake County...also appeared in 16 games with Single A Carolina.

- Selected an Indians organization All-Star by MiLB.com.
- Led Lake County with a .514 slugging percentage, while he was second with 16 home runs.
- Placed on temporarily inactive list from May 20-25.
- Hit .315/.351/.397 with three doubles, one home run and six RBI in 18 games during July.

Played in 104 games with Single A Lake County in **2013**.

- Named an Indians organization All-Star by MiLB.com.
- Belted a pair of home runs on June 20 at Dayton.
- Finished a triple shy of the cycle on August 19 at Lansing, going 4x5 with a double, a home run and three RBI.
- Appeared in 20 games in August/September, hitting .333/.425/.536 with five doubles, three home runs and 11 RBI.

Spent most of the **2012** season with the AZL Indians.

- Hit the first home run of his professional career on August 8 vs. the AZL Reds...followed that up with a homer in his next game on August 13 at the AZL Diamondbacks.

Drafted by Cleveland in the seventh round of the **2011** MLB Draft and played four games with the AZL Indians.

AMATEUR HIGHLIGHTS

- Graduated from Divine Child High School in Dearborn, MI in **2011**, playing on two state championship teams.
- As a senior, was selected Michigan's Mr. Baseball by the Michigan High School Baseball Coaches Association, an annual award given to Michigan's top prep player and was named Division II First-Team All-State by the MHSBCA as a junior and senior.

TRANSACTIONS

- Selected by Cleveland in the seventh round of the 2011 MLB Draft out of Divine Child HS (MI)
- On temporarily inactive list, May 20-25, 2014
- On injured list, April 7-29, 2016 (left ankle sprain)
- On injured list, July 1-14, 2016 (right groin strain)
- Acquired by the Tigers from Cleveland in exchange for cash considerations on January 8, 2020
- On injured list, August 16-27, 2021 (right abdominal strain)

ERIC MICHAEL HAASE'S CAREER RECORD

Year	Club	AVG	G	AB	R	H	TB	2B	3B	HR	RBI	SH	SF	HB	BB	SO	SB	CS	OBP	SLG	E
2011	AZL Indians	.300	4	10	2	3	3	0	0	2	0	0	0	0	1	1	0	0	.364	.300	0
2012	AZL Indians	.282	28	103	16	29	53	11	2	3	22	0	1	0	5	29	1	0	.312	.515	6
2013	Mahoning Valley	.091	3	11	1	1	1	0	0	0	0	0	0	0	1	4	0	0	.167	.091	1
2013	Lake County	.250	104	376	49	94	165	23	3	14	47	1	2	1	40	117	2	2	.322	.439	15
2014	Lake County	.270	77	296	48	80	152	16	4	16	42	0	1	3	28	84	1	2	.338	.514	16
	Carolina	.185	16	65	4	12	19	4	0	1	6	0	0	0	5	19	0	1	.243	.292	1
2015	Lynchburg	.247	90	320	46	79	146	26	7	9	55	1	2	11	36	114	3	2	.341	.456	7
2016	Akron	.208	63	226	28	47	99	14	1	12	33	1	1	1	17	75	0	2	.265	.438	2
2017	Akron	.258	95	333	59	86	191	17	5	26	59	0	1	3	44	116	4	2	.349	.574	6
	Columbus	.333	2	6	1	2	5	0	0	1	2	0	0	1	1	2	0	0	.500	.833	0
2018	Columbus	.236	120	433	54	102	192	24	3	20	71	2	7	4	31	143	3	1	.288	.443	6
	Cleveland	.125	9	16	0	2	2	0	0	0	1	0	0	1	0	6	0	0	.176	.125	1
2019	Columbus	.226	102	350	67	79	181	12	3	28	60	1	3	5	42	142	1	1	.315	.517	9
	Cleveland	.063	10	16	1	1	4	0	0	1	3	0	0	0	1	8	0	0	.118	.250	0
2020	DETROIT	.176	7	17	1	3	3	0	0	0	2	0	1	0	1	6	0	0	.211	.176	1
2021	Toledo	.348	7	23	3	8	14	3	0	1	5	0	0	0	5	10	1	0	.464	.609	0
	DETROIT	.231	98	351	48	81	161	12	1	22	61	0	2	2	26	119	2	0	.286	.459	6
2022	DETROIT	.254	110	323	41	82	143	17	1	14	44	0	3	1	24	97	0	0	.305	.443	7
	MINOR LEAGUE TOTALS	.244	711	2552	378	622	1221	150	28	131	404	6	18	29	256	856	16	13	.318	.478	69
	DETROIT TOTALS	.240	215	691	90	166	307	29	2	36	107	0	6	3	51	222	2	0	.293	.444	14
	MAJOR LEAGUE TOTALS	.234	234	723	91	169	313	29	2	37	111	0	6	4	52	236	2	0	.287	.433	15



CAREER FIELDING

	G	TC	PO	A	E	DP	PCT
Catcher	172	1186	1122	50	14	5	.988
First Base	1	2	2	0	0	0	1.000
Outfield	33	47	44	2	1	0	.979

IN-DEPTH CATCHING STATISTICS

	G	SB	CS	CS%	PB	SLAA	FrmRAA
2018	7	5	0	0.0	0	-2.26	-0.26
2019	8	0	1	100.0	1	-6.47	-0.82
2020	7	9	1	10.0	0	1.44	0.16
2021	66	24	11	31.4	7	-51.91	-6.39
2022	84	27	13	32.5	6	-59.75	-7.21
Totals	172	65	26	28.6	14	-118.95	-14.52

CAREER HIGHS

Hits: 5 - September 7, 2022 at Los Angeles (AL)

Home Runs: 2 (five times) - last, September 9, 2022 at Kansas City

RBI: 6 - July 3, 2021 vs. Chicago (AL)

Stolen Bases: 1 (twice) - last, August 7, 2021 at Cleveland

Hitting Streak: 10 - July 19-29, 2021



75

BRENAN
HANIFREE

HT: 6-5 WT: 215 BT: R TH: R BORN: 5/29/1998 IN HARRISONBURG, VA

RIGHTHANDED PITCHER

Opening Day Age: 24

Residence: Hinton, VA

Major League Service: 0.000

Signed Through: 2023

How Obtained: Signed by the Tigers as a Minor League free agent on November 29, 2022

NON-ROSTER
INVITEE

SEASON HIGHLIGHTS

Returned to action in **2022**, making 10 starts with Double A Bowie.

- Sideline from April 8-July 15 while recovering from Tommy John surgery.
- Did not allow a run in his final two starts of the season, throwing 9.0 scoreless innings with four hits allowed and seven strikeouts.
- On the injured list from September 14-October 10.

Missed the entire **2021** season after undergoing Tommy John surgery on May 26.

Worked out remotely during the **2020** season as a result of the COVID-19 pandemic.

Spent all of the **2019** season with Single A Frederick, making 24 appearances, including 22 starts.

- Was tied for the Carolina League lead with two complete games and one shutout, while he ranked tied for fourth with nine wins, seventh with 129.0 innings pitched and ninth with a .259 (120x492) opponent batting average.
- Threw his first complete game of the season in the first game of a doubleheader on June 14 at Salem, giving up a run on five hits with six strikeouts in 6.0 innings.
- Earned Carolina League Pitcher of the Week honors for the week ending July 14 after making two starts during the week and allowing two runs in 16.0 innings of work with 12 hits allowed and 10 strikeouts... threw a shutout on July 14 vs. Salem, giving up five hits with four strikeouts in 9.0 innings.
- Ranked as the No. 23 prospect in the Orioles organization by *Baseball America* following the season.

Started 23 games with Single A Delmarva in **2018**.

- Named an Orioles Organization All-Star by MiLB.com.
- Ranked fourth in the South Atlantic League with a 2.86 ERA (132.0IP/42ER) and 132.0 innings pitched, while he was sixth with a 1.08 WHIP.
- Threw a season-high 8.0 shutout innings on June 23 vs. Kannapolis, giving up three hits with four strikeouts...also worked 8.0 innings on July 8 vs. Hickory, giving up an unearned run on seven hits with one strikeout.
- Ranked as the No. 11 prospect in the Orioles player development system by *Baseball America* following the season.

Began his professional career in **2017** with Single A Aberdeen, making 12 starts.

- Named a New York-Penn League midseason All-Star and was selected as an Orioles Organization All-Star by MiLB.com.
- Led Aberdeen with seven wins and 68.2 innings pitched, while he was tied for the team lead with 12 starts.
- Threw 6.0 innings and allowed two runs-or-less in each of his first three starts, posting a 3-0 record with a 1.50 ERA (18.0IP/3ER) and 13 strikeouts.
- Ranked as the No. 20 prospect in the Orioles organization by *Baseball America* following the season.

TRANSACTIONS

- Selected by Baltimore in the fourth round of the 2016 MLB Draft out of Turner Ashby HS (VA)
- On injured list, May 12-November 6, 2021 (right triceps tear)
- On injured list, April 8-July 15, 2022 (right elbow surgery)
- On injured list, September 14-October 10, 2022
- Signed by the Tigers as a Minor League free agent on November 29, 2022

BRENNAN REESE HANIFEE'S CAREER RECORD

Year	Club	W-L	ERA	G	GS	CG	SHO	SV	IP	H	TBF	R	ER	HR	HB	BB	SO	WP	BK	AVG
2017	Aberdeen	7-3	2.75	12	12	0	0	0	68.2	65	280	24	21	2	4	12	44	0	0	.249
2018	Delmarva	8-6	2.86	23	23	1	0	0	132.0	120	529	48	42	8	7	22	85	5	1	.244
2019	Frederick	9-10	4.60	24	22	2	1	0	129.0	126	566	73	66	12	12	57	78	8	1	.259
2020	Did Not Play																			
2021	Did Not Play																			
2022	FCL Orioles#	0-1	3.00	2	2	0	0	0	3.0	3	13	1	1	0	0	2	3	0	0	.273
	Aberdeen#	0-0	3.38	1	1	0	0	0	2.2	3	13	1	1	0	1	1	2	2	0	.273
	Bowie	2-1	4.03	10	10	0	0	0	38.0	29	157	18	17	4	2	12	35	5	0	.204
MINOR LEAGUE TOTALS		26-21	3.57	72	70	3	1	0	373.1	346	1558	165	148	26	26	106	247	20	2	.246



15

CÉSAR HERNÁNDEZ

NON-ROSTER INVITEE

HT: 5-10 WT: 183 BT: S TH: R BORN: 5/23/1990 IN VALENCIA, VZ

INFIELDER

Opening Day Age: 32 Residence: Miami, FL

Major League Service: 8.154 Signed Through: 2023

How Obtained: Signed by the Tigers as a Minor League free agent on January 27, 2023

CAREER HIGHLIGHTS

- Won a Rawlings Gold Glove in **2020** among American League second basemen.
- Has played in at least 125 games in every 162-game season dating back to 2015...among active big leaguers, he ranks 12th with 1,086 games played since the start of 2015.

SEASON HIGHLIGHTS

Played in 147 games with the Nationals in **2022**, his seventh consecutive 162-game season with at least 125 games played.

- Led Washington with 139 hits and 28 doubles.
- Posted a 12-game hitting streak from April 23-May 6, going 18x50 with four doubles and five RBI.
- Hit .304/.376/.384 with seven doubles, one triple and eight RBI in 28 games during May.

Combined to play in 149 games between Cleveland and Chicago (AL) in **2021**, setting a career high with 21 home runs.

- Ranked fifth among American League switch hitters in homers, while he was sixth with 44 extra-base hits and seventh with a .386 slugging percentage.
- Finished the season with five leadoff home runs, the most in his career.
- Launched his first career walk-off homer on May 22 vs. Minnesota off Alex Colomé.
- Recorded the first multi-homer game of his career in the first game of the doubleheader on May 31 vs. Chicago (AL).
- Established a single-game career high with five RBI on June 18 at Pittsburgh and went 3x5 with a home run.
- Played in three games for the White Sox during the AL Division Series vs. Houston, going 2x7.



Appeared in 58 games with Cleveland during the shortened **2020** season.

- Won an American League Gold Glove among second basemen after leading with a 4.7 FanGraphs defensive rating and ranking second with six defensive runs saved.
- Led the AL and ranked third in the Majors with 20 doubles...also led AL second basemen in hits (66), runs (35), doubles (20) and walks (24) and was third in bWAR behind DJ LeMahieu and Brandon Lowe.
- Hit a leadoff home run in consecutive games on August 23 vs. Detroit off Tarik Skubal and August 24 vs. Minnesota off Kenta Meada...was the first player in franchise history to accomplish this feat.
- Played in both games during the AL Wild Card Series vs. New York (AL), going 3x8 with a double and a RBI.

Completed his final season in Philadelphia in **2019**, playing in 161 games for the second straight year.

- Set career highs in multi-hit games (49), at-bats (612), hits (171), doubles (31), extra-base hits (48), RBI (71), total bases (250), go-ahead RBI (14) and game-winning RBI (10).
- Ranked tied for first in the National League with 25 infield hits, while he was second in games played and singles (123) and 10th in multi-hit games (49)...ranked second in the big leagues with 170 hits as a second baseman.
- Finished his Phillies career ranked fourth in franchise history with 11 career leadoff homers.
- Hit .327/.380/.551 with eight doubles, one triple, four home runs and 19 RBI in 28 games during May.

Established a career high with 161 games played in **2018** with the Phillies.

- Set a career high with 95 walks, which ranked fifth in the National League, while his 19 stolen bases tied a career high.
- Led MLB with 3,009 total pitches faced...was the first Phillie to face more than 3,000 pitches in a season since Jayson Werth (3,046) in 2009.
- Collected his 500th career hit on a three-run single on April 19 vs. Pittsburgh...was the first Phillie to hit a three-run single since Jose Cardenal on August 15, 1978.
- Reached base safely in 28 consecutive games from April 22-May 25, over which he hit .273/.367/.445 with five doubles, a triple, four home runs and nine RBI.
- Tied a career high with four hits and three RBI on September 8 at New York (NL).

Hit a career-high 26 doubles with the Phillies in **2017**.

- Belted a leadoff homer on Opening Day at Cincinnati off Scott Feldman...was the first Phillie to hit a leadoff home run in the season opener since Emmett Mueller in 1938.
- Sidelined from June 10-July 17 with a left oblique muscle strain.
- Posted a career-best, 13-game hitting streak from July 26-August 9, slashing .370/.460/.537 with five doubles and two triples.

Spent the entire **2016** season with Philadelphia, playing in 155 games.

- Ranked tied for first in the National League with 11 hits, while he was tied for eighth with three four-hit games.
- Finished the season with 15 bunt hits, which were the most by a Phillie in one season since Larry Bowa also had 15 in 1975.
- Equaled his career high with four hits on June 23 at Minnesota...also had four-hit games on June 29 at Arizona and August 2 vs. San Francisco.
- Hit his first career leadoff homer on August 20 vs. St. Louis.
- Had a career-best, 29-game on-base streak from August 24-September 24, over which he hit .296/.430/.407 with two doubles, two triples, two home runs and eight RBI.

Completed his first full Major League season in **2015**, appearing in 127 games.

- Had a 12-game hitting streak from June 26-July 7, batting .451/.500/.510 with a double, a triple and four RBI.
- Placed on the injured list on September 14 with a dislocated left thumb and missed the rest of the season.

Made an Opening Day roster at the Major League level for the first time in his career in **2014** with the Phillies.

- Hit his first career home run on May 17 vs. Cincinnati off Sam LeCure.
- Finished the month of June hitting .348/.388/.370 with a double and a RBI in 22 games.
- Played in 37 games for Cardenales de Lara in the Venezuelan Winter League, hitting .309/.382/.374 with seven doubles, a triple and 17 RBI.

Spent most of the **2013** season with Triple A Lehigh Valley, playing in 104 games.

- Named an International League midseason and postseason All-Star and was selected a Phillies Organization All-Star by MiLB.com.
- Led the IL with nine triples, while he ranked third with a .309 batting average and sixth with 32 stolen bases.
- Made his Major League debut as a pinch hitter on May 29 vs. Boston.

- Notched his first big league hit on May 30 against the Red Sox with a single off Franklin Morales.
- Recorded three stolen bases on July 1 vs. Toledo, tying a Lehigh Valley single-game record.
- Earned International League Player of the Week honors for the week ending July 7, going 12x32 with a double and two RBI.
- Played in 25 games with the Phillies in September, hitting .301/.369/.344 with four doubles and nine RBI.
- Hit .254/.318/.348 with five doubles, two home runs and 15 RBI in 31 games with Bravos de Margarita.
- Ranked as the No. 7 prospect in the Phillies organization by *Baseball America* following the season.

Combined to play in 133 games between Double A Reading and Triple A Lehigh Valley in **2012**.

- Tabbed an Eastern League midseason and postseason All-Star, while he was also named a Phillies Organization All-Star by MiLB.com.
- Set season highs with five hits and five runs scored on April 17 vs. Richmond.
- Hit .333/.376/.500 with eight doubles, four triples, a home run and 18 RBI in 28 games with Reading during May.
- Played in 44 games with Bravos de Margarita in the Venezuelan Winter League, slashing .266/.345/.357 with five doubles, three triples, a home run and 16 RBI.
- Rated as the No. 15 prospect in the Phillies player development system by *Baseball America* following the season...also rated as the best defensive infielder in the Phillies organization and the best defensive second baseman in the Eastern League.

Was with Single A Clearwater throughout the **2011** season, appearing in 119 games.

- Batted .315/.347/.446 with three doubles, three home runs and 10 RBI in 24 games during June.
- Played in 36 games with Bravos de Margarita in the Venezuelan Winter League, batting .259/.314/.277 with two doubles and four RBI.
- Ranked as the No. 14 prospect in the Phillies organization by *Baseball America* following the season...also voted the best defensive second baseman in the Florida State League.

Spent the **2010** season with Single A Williamsport, where he was named a New York-Penn League All-Star and was voted as the team MVP by his teammates.

- Finished second in the NYPL with 32 stolen bases, while he was fourth with 83 hits and fifth with a .325 batting average.
- Had a 13-game hitting streak from June 30-July 13, over which he hit .377/.433/.472 with three doubles, a triple and seven RBI...followed that up by reaching base safely in 24 consecutive games from July 17-August 10.
- Appeared in 14 games with Bravos de Margarita in the Venezuelan Winter League, batting .256/.326/.256.
- Ranked as the No. 19 prospect in the Phillies organization by *Baseball America* following the season...also ranked as the No. 9 prospect in the NYPL.

Completed his first domestic season in **2009**, playing in 41 games with the GCL Phillies.

Played in 60 games during his second season with the VSL Phillies in **2008**.

- Saw time in six games with Bravos de Margarita in the Venezuelan Winter League.

Made his professional debut in **2017** with the VSL Phillies, playing in 54 games.

TRANSACTIONS

- Signed by Philadelphia as a non-drafted free agent on July 2, 2006
- On injured list, September 14-November 2, 2015 (left thumb ligament injury)
- On injured list, June 10-July 17, 2017 (left oblique muscle strain)
- Signed by Cleveland as a free agent on December 29, 2019
- On paternity list, September 15-16, 2020
- Signed by Cleveland as a free agent on January 29, 2021
- Acquired by Chicago (AL) from Cleveland in exchange for Konnor Pilkington on July 29, 2021
- Signed by Washington as a free agent on November 30, 2021
- Signed by the Tigers as a Minor League free agent on January 27, 2023



CÉSAR AUGUSTO HERNÁNDEZ'S CAREER RECORD

Year	Club	AVG	G	AB	R	H	TB	2B	3B	HR	RBI	SH	SF	HB	BB	SO	SB	CS	OBP	SLG	E
2007	VSL Phillies	.276	54	181	32	50	79	7	8	2	21	7	2	4	11	30	6	4	.328	.436	15
2008	VSL Phillies	.315	60	197	31	62	84	7	6	1	24	1	2	1	33	22	19	7	.412	.426	8
2009	GCL Phillies	.267	41	150	21	40	47	5	1	0	18	1	3	4	17	20	13	5	.351	.313	10
2010	Williamsport	.325	65	255	36	83	100	13	2	0	23	0	3	3	26	27	32	6	.390	.392	7
2011	Clearwater	.268	119	421	47	113	140	7	4	4	37	5	2	1	23	80	23	10	.306	.333	13
2012	Reading	.304	103	411	50	125	179	26	11	2	51	10	2	0	27	67	16	12	.345	.436	15
	Lehigh Valley	.248	30	121	13	30	36	4	1	0	6	3	1	0	4	11	5	3	.270	.298	5
2013	Reading	.500	3	10	2	5	6	1	0	0	3	1	1	0	1	1	1	0	.500	.600	1
	Lehigh Valley	.309	104	391	59	121	157	12	9	2	34	5	2	1	41	81	32	8	.375	.402	12
	Philadelphia	.289	34	121	17	35	40	5	0	0	10	0	0	1	9	26	0	3	.344	.331	6
2014	Reading	.340	26	103	13	35	50	4	1	3	14	0	1	0	13	13	1	3	.410	.485	9
	Lehigh Valley	.256	40	156	23	40	52	6	3	0	10	0	0	0	15	34	7	4	.322	.333	7
	Philadelphia	.237	66	114	13	27	32	2	0	1	4	1	1	0	9	33	1	1	.290	.281	3
2015	Philadelphia	.272	127	405	57	110	141	20	4	1	35	4	1	2	40	86	19	5	.339	.348	9
2016	Philadelphia	.294	155	547	67	161	215	14	11	6	39	5	2	2	66	116	17	13	.371	.393	12
2017	Clearwater#	.143	4	7	2	1	1	0	0	0	1	0	0	1	9	2	0	0	.647	.143	0
	Philadelphia	.294	128	511	85	150	215	26	6	9	34	0	1	4	61	104	15	5	.373	.421	11
2018	Philadelphia	.253	161	605	91	153	219	15	3	15	60	1	3	4	95	155	19	6	.356	.362	12
2019	Philadelphia	.279	161	612	77	171	250	31	3	14	71	0	4	6	45	100	9	2	.333	.408	12
2020	Cleveland	.283	58	233	35	66	95	20	0	3	20	1	0	2	24	57	0	0	.355	.408	4
2021	Cleveland	.231	96	376	60	87	162	17	2	18	47	0	2	4	38	90	0	0	.307	.431	7
	Chicago (AL)	.232	53	194	24	45	58	4	0	3	15	0	1	1	21	45	1	1	.309	.299	5
2022	Washington	.248	147	560	64	139	178	28	4	1	34	3	2	7	45	114	10	4	.311	.318	6
MINOR LEAGUE TOTALS		.293	649	2403	329	705	931	92	46	14	242	33	19	15	220	388	155	62	.354	.387	103
AL TOTALS		.247	207	803	119	198	315	41	2	24	82	1	3	7	83	192	1	1	.321	.392	16
NL TOTALS		.272	979	3475	471	946	1290	141	31	47	287	14	14	26	370	734	90	39	.345	.371	71
MAJOR LEAGUE TOTALS		.267	1186	4278	590	1144	1605	182	33	71	369	15	17	33	453	926	91	40	.341	.375	87

MAJOR LEAGUE CAREER FIELDING

	G	TC	PO	A	E	DP	PCT
Second Base	1022	4105	1578	2452	75	599	.982
Third Base	33	80	21	53	6	4	.925
Shortstop	22	63	24	38	1	8	.984
Outfield	32	74	68	1	5	1	.932

MAJOR LEAGUE CAREER HIGHS

Hits: 4 (eight times) - last, September 8, 2018 at New York (NL)
Home Runs: 2 - May 31, 2021 vs. Chicago (AL) (Game 1)
RBI: 5 - June 18, 2021 at Pittsburgh
Stolen Bases: 2 (seven times) - September 8, 2019 at New York (NL)
Hitting Streak: 13 - July 26-August 9, 2017



50 GARRETT HILL

HT: 6-0 WT: 175 BT: R TH: R BORN: 1/16/1996 IN SANTA ROSA, CA

RIGHTHANDED PITCHER

Opening Day Age: 27

Residence: Petaluma, CA

Major League Service: 0.095

Signed Through: 2023

How Obtained: Selected by the Tigers in the 26th round of the 2018 MLB Draft

SEASON HIGHLIGHTS

Saw his first action at the Major League level in **2022**, appearing in 17 games, including eight starts, with the Tigers.

- Struck out 10 batters in 5.0 innings with Double A Erie on April 21 vs. Richmond, giving up one run on two hits with two walks...also had 10 punchouts in 5.0 innings on May 5 vs. Altoona.
- Was impressive in his Major League debut in the first game of the doubleheader on July 4 vs. Cleveland, allowing one run on only two hits, while walking one and striking out three in 6.0 innings...according to the Elias Sports Bureau, he became the first pitcher in Tigers history to toss at least 6.0 innings and allow no more than two hits in his debut.
- Made the first relief appearance of his big league career on August 26 at Texas, working 3.0 scoreless innings with two hits allowed, one walk and four strikeouts.
- Had his best stretch of the season from August 6-September 1, allowing just three earned runs in 22.2 innings.

Spent most of the **2021** season with Single A West Michigan, starting 13 games...also made four starts for Double A Erie.

- On the injured list from June 10-27 with a left oblique muscle strain.
- Started five games in July and went 1-0 with a 1.45 ERA (18.2IP/3ER) and 28 strikeouts.
- Was promoted to Erie for his final four starts of the season and allowed two-or-fewer runs in three of the outings.
- Pitched for Salt River in the Arizona Fall League and went 2-1 with a 1.98 ERA (13.2IP/3ER) and 21 strikeouts in five appearances, including three starts...was selected to play in the AFL Rising Stars Game.

Worked out remotely during the **2020** season as a result of the COVID-19 pandemic.

Combined to make 23 starts between Single A West Michigan and Single A Lakeland in **2019**.

- Ranked second among all full season Minor League pitchers with a .169 opponent batting average, while he was third with a 0.96 WHIP.
- Began the season with West Michigan and did not allow a run in his first five starts of the season, throwing 26.0 consecutive scoreless innings with 10 hits allowed, 13 walks and 30 strikeouts.
- Threw a 6.0-inning complete game in the second game of a doubleheader on July 13 at Daytona, allowing two runs on six hits with four strikeouts in 6.0 innings.
- Started five games with Lakeland in July and had a 2-2 record with a 1.57 ERA (28.2IP/5ER) and 32 strikeouts.

Made his professional debut in **2018** with GCL Tigers West, pitching in nine games, including six starts.

- Ranked tied for ninth in the league with 46 strikeouts.
- Struck out a season-high 11 batters in 5.0 innings in the first game of a doubleheader on August 9 vs. the GCL Phillies East.

TRANSACTIONS

- Selected by the Tigers in the 26th round of the 2018 MLB Draft out of San Diego State University (signing scout: Steve Pack)
- On injured list, June 10-27, 2021 (left oblique muscle strain)



GARRETT HILL'S CAREER RECORD

Year	Club	W-L	ERA	G	GS	CG	SHO	SV	IP	H	TBF	R	ER	HR	HB	BB	SO	WP	BK	AVG
2018	GCL Tigers West	3-3	3.11	9	6	0	0	0	37.2	43	163	20	13	2	0	10	46	2	0	.281
2019	West Michigan Lakeland	2-1	1.41	7	7	0	0	0	38.1	19	151	8	6	0	4	13	42	3	0	.143
	Lakeland	6-6	2.63	16	16	2	0	0	85.2	53	341	29	25	3	8	34	87	6	0	.180
2020	Did not play																			
2021	West Michigan Erie	3-0	2.57	13	13	0	0	0	56.0	47	232	19	16	2	0	18	71	1	0	.223
	Erie	3-1	3.20	4	4	0	0	0	19.2	15	84	7	7	1	1	10	28	1	0	.208
2022	Erie	2-0	2.25	7	7	0	0	0	32.0	19	127	9	8	3	3	10	52	1	0	.167
	Toledo	2-2	4.06	8	8	0	0	0	37.2	31	160	20	17	4	3	15	46	0	0	.220
	DETROIT	3-3	4.03	17	8	0	0	0	60.1	53	263	29	27	8	4	29	40	2	0	.231
MINOR LEAGUE TOTALS		21-13	2.70	64	61	2	0	0	307.0	227	1258	112	92	15	19	110	372	14	0	.203
MAJOR LEAGUE TOTALS		3-3	4.03	17	8	0	0	0	60.1	53	263	29	27	8	4	29	40	2	0	.231

MAJOR LEAGUE CAREER FIELDING

	G	TC	PO	A	E	DP	PCT
Pitcher	17	6	3	2	1	0	.833

MAJOR LEAGUE CAREER HIGHS

Longest Winning Streak in Games with Decision: 2 - August 6-16, 2022

Longest Losing Streak in Games with Decision: 3 - July 9-31, 2022

Strikeouts: 6 - August 6, 2022 vs. Tampa Bay

Walks: 4 - July 26, 2022 vs. San Diego

Innings (starter): 6.0 (twice) - last, August 16, 2022 at Cleveland

Innings (relief): 3.0 (twice) - last, September 1, 2022 vs. Seattle



87

TYLER HOLTON

HT: 6-2 WT: 200 BT: L TH: L BORN: 6/13/1996 IN TALLAHASSEE, FL

LEFTHANDED PITCHER

Opening Day Age: 26 Residence: Tallahassee, FL

Major League Service: 0.047 Signed Through: 2023

How Obtained: Claimed off waivers by the Tigers from Arizona on February 17, 2023

SEASON HIGHLIGHTS

Saw his first Major League action in **2022**, playing in 10 games with Arizona.

- Made his Major League debut on April 28 at St. Louis, allowing two hits and striking out one...fanned Edmundo Sosa for his first big league punchout.
- Turned in his longest Major League outing of the season on May 27 vs. Los Angeles (NL), striking out one in 2.0 perfect innings.
- Did not allow a run in eight straight outings from June 19-July 28, throwing 10.0 scoreless innings with three hits allowed, three walks and 10 strikeouts.

Combined to pitch in 26 games, including 11 starts, between Double A Amarillo and Triple A Reno in **2021**.

- Allowed just one run in his final eight outings with Amarillo from July 7-August 19, throwing 15.1 innings and giving up nine hits and 22 strikeouts.

Worked out remotely during the **2020** season as a result of the COVID-19 Pandemic.

- Rated as possessing the best control in the Diamondbacks organization by *Baseball America* following the season.

Began his professional career in **2019**, pitching in 13 games, including 10 starts between the AZL Diamondbacks and Single A Hillsboro.

- Sideline from June 17-July 2 while recovering from left elbow surgery.
- Named Northwest League Pitcher of the Week for the week ending August 11, throwing 5.0 shutout innings on August 11 at Everett, allowing one hit and striking out eight.
- Earned his second NWL Pitcher of the Week honor for the week ending August 25, striking out 11 and allowing three hits in 6.0 scoreless innings on August 21 at Eugene.

**AMATEUR HIGHLIGHTS**

- Played collegiately at Florida State University, where he was a consensus All-American and first team All-ACC in **2017**...won ACC Pitcher of the Week five times that season, tied for the league record for one season...was named a second team freshman All-American by *Baseball America* and *D1Baseball* in **2016**.

TRANSACTIONS

- Selected by Miami in the 35th round of the 2017 MLB Draft out of Florida State University, but did not sign
- Selected by Arizona in the ninth round of the 2018 MLB Draft out of Florida State University
- On injured list, June 18-September 24, 2018 (left elbow surgery)
- On injured list, June 17-July 2, 2019 (left elbow surgery)
- Claimed off waivers by the Tigers from Arizona on February 17, 2023

TYLER HOLTON'S CAREER RECORD

Year	Club	W-L	ERA	G	GS	CG	SHO	SV	IP	H	TBF	R	ER	HR	HB	BB	SO	WP	BK	AVG
2019	AZL Diamondbacks	1-0	3.38	4	2	0	0	0	5.1	3	21	2	2	0	0	4	5	0	0	.176
	Hillsboro	3-0	2.23	9	8	0	0	0	32.1	22	124	9	8	2	0	4	51	3	0	.183
2020	Did Not Play																			
2021	Amarillo	4-3	6.33	18	7	0	0	1	48.1	55	214	36	34	6	4	13	56	6	0	.282
	Reno	0-1	7.88	8	4	0	0	0	16.0	27	80	14	14	1	0	2	22	2	0	.365
2022	Reno	5-0	4.43	24	2	0	0	1	44.2	39	183	23	22	5	0	17	43	3	0	.238
	Arizona	0-0	3.00	10	0	0	0	0	9.0	8	39	3	3	1	1	2	6	1	0	.222
MINOR LEAGUE TOTALS		13-4	4.91	63	23	0	0	2	146.2	146	622	84	80	14	4	44	177	14	0	.256
MAJOR LEAGUE TOTALS		0-0	3.00	10	0	0	0	0	9.0	8	39	3	3	1	1	2	6	1	0	.222

MAJOR LEAGUE CAREER FIELDING

	G	TC	PO	A	E	DP	PCT
Pitcher	10	0	0	0	0	0	---

MAJOR LEAGUE CAREER HIGHS

Longest Winning Streak in Games with Decision: No Major League winning streaks


Longest Losing Streak in Games with Decision: No Major League losing streaks

Strikeouts: 2 - August 11, 2022 vs. Pittsburgh

Walks: 1 (twice) - last, August 17, 2022 at San Francisco

Innings (starter): No Major League Starts

Innings (relief): 2.0 - May 27, 2022 vs. Los Angeles (NL)



77

ANDY IBÁÑEZ

HT: 5-11 WT: 210 BT: R TH: R BORN: 4/3/1993 IN HAVANA, CU

INFIELDER

Opening Day Age: 29 Residence: Miami, FL

Major League Service: 1.014 Signed Through: 2023

How Obtained: Claimed off waivers by the Tigers from Texas on November 10, 2022

NON-ROSTER INVITEE

CAREER HIGHLIGHTS

- Played for Cuba in the **2013** and **2023** World Baseball Classic.

SEASON HIGHLIGHTS

Split the **2022** season between Triple A Round Rock and Texas, playing in 113 games.

- Made an Opening Day roster at the Major League level for the first time in his career.
- Equaled a career high with three hits, including a double, and drove in a run on May 28 at Oakland.
- Went 5x5 with a RBI on July 12 at El Paso.
- Played in 21 games with Round Rock in July, hitting .311/.351/.511 with nine doubles, three home runs and 16 RBI.
- Had a 10-game hitting streak with Round Rock from August 23-September 4, going 14x42 with two doubles, a triple and four RBI.

Saw his first Major League action in **2021**, appearing in 76 with the Rangers.

- Ranked eighth among American League rookies with 15 doubles.
- Made his Major League debut on May 4 at Minnesota, entering as a pinch hitter and singling in the ninth inning off Taylor Rogers.
- Belted his first big league homer on June 21, a three-run shot off Frankie Montas.



- Finished the month of June batting .403/.472/.806 with eight doubles, a triple, five home runs and 23 RBI in 17 games with Triple A Round Rock.
- Blasted a game-tying, two-run home run in the ninth inning on August 1 vs. Seattle...was the first game-tying homer by a Ranger with the club trailing by multiple runs in the ninth inning since Rougned Odor on August 24, 2018 at San Francisco.
- Hit safely in 11 straight games from August 15-27, slashing .488/.511/.767 with six doubles, two home runs and six RBI...had seven straight multi-hit efforts from August 20-27, the longest for any Ranger since Alex Rios also had seven in 2014 and the longest in MLB during the 2021 season.
- Named Rangers Player of the Month for August, batting .310/.348/.517 with six doubles, four home runs and 10 RBI.
- Sidelined from August 29-September 17 with a left hamstring strain.
- Over his final 26 games with Texas from August 15 until the end of the season, hit .398/.438/.612 with 10 doubles, one triple, three home runs and 12 RBI...led the Majors in batting average over that span, while he was fourth in on-base percentage.

Spent the **2020** season at the Rangers alternate training site.

Played in 121 games with Triple A Nashville in **2019**.

- Named a Rangers organization All-Star by MiLB.com after leading the team in doubles (30), runs (91) and OPS (.871) and finishing third in home runs (20) and RBI (65).
- Batted .314/.379/.465 with seven doubles, two home runs and 11 RBI in 22 games during June.
- Had a 20-game on-base streak from July 24-August 20, batting .377/.473/.662 with seven doubles, five home runs and 18 RBI.
- Hit .346/.420/.625 with eight doubles, seven home runs and 23 RBI in 26 games during August.

Established a career high with 125 games with Triple A Round Rock in **2018**.

- Ranked tied for seventh in the Pacific Coast League with 131 hits, while he was tied for eighth in games played.
- Finished the month of May hitting .333/.425/.567 with four doubles, one triple, five home runs and 13 RBI.
- Played in 19 games with Aguilas Cibaenas in the Dominican Winter League, hitting .164/.253/.224 with two doubles, a triple and eight RBI.

Spent the entire **2017** season with Double A Frisco, playing in 82 games.

- Sidelined from April 18-May 30 with a right finger dislocation.
- Belted a pair of home runs and went 4x5 with a double and six RBI on May 31 vs. Northwest Arkansas.
- Ranked as the No. 29 prospect in the Rangers organization by *Baseball America* following the season.

Completed his first domestic season in **2016**, appearing in 130 games between Single A Hickory and Double A Frisco.

- Named a Rangers Organization All-Star by MiLB.com.
- Earned South Atlantic League Player of the Week honors for the period of April 7-17, hitting .439/.489/.732 with seven doubles, one triple, one home run and nine RBI.
- Went 5x7 with two doubles, a home run and three RBI on April 20 vs. Greenville.
- Batted .402/.479/.659 with 13 doubles, one triple, two home runs and 16 RBI in 21 games with Hickory in April.
- Had a 11-game hitting streak with Frisco from June 15-24, going 14x45 with three doubles, a homer and three RBI.
- Played for Surprise in the Arizona Fall League, batting .281/.324/.391 with seven doubles and eight RBI.
- Rated as the No. 5 prospect in the Rangers organization by *Baseball America* following the season.

Signed with the Rangers in **2015**, but did not see official game action.

- Ranked as the No. 8 prospect in the Rangers player development system by *Baseball America* following the season.

AMATEUR HIGHLIGHTS

- Led Cuba's 16U national league in batting average (.458), slugging percentage (.703) and stolen bases (18) in **2009**.
- Represented Cuba at the 16U World Championships in Taiwan in **2009** and at the 18U World Championships in Canada in **2010**...was teammates with Jorge Soler and Lourdes Gurriel on the bronze-medal winning 18U club.

TRANSACTIONS

- Signed by Texas as a non-drafted free agent on July 7, 2015
- On injured list, April 18-May 30, 2017 (right finger dislocation)
- On temporarily inactive list, April 21-25, 2018
- On temporarily inactive list, June 1-4, 2019
- On injured list, August 29-September 17, 2021 (left hamstring strain)
- Claimed off waivers by the Tigers from Texas on November 10, 2022

ANDY IBÁÑEZ'S CAREER RECORD

Year	Club	AVG	G	AB	R	H	TB	2B	3B	HR	RBI	SH	SF	HB	BB	SO	SB	CS	OBP	SLG	E
2016	Hickory	.324	49	185	28	60	101	18	1	7	35	2	3	1	29	28	10	8	.413	.546	8
	Frisco	.261	81	307	39	80	120	18	2	6	31	3	3	2	25	47	5	2	.318	.391	11
2017	Frisco	.265	82	310	33	82	124	14	2	8	29	4	3	3	25	48	6	1	.323	.400	7
2018	Round Rock	.283	125	463	62	131	190	21	1	12	55	3	4	5	40	74	1	6	.344	.410	10
2019	Nashville	.300	121	467	91	140	232	30	1	20	65	3	2	4	53	91	7	7	.375	.497	14
2020	Did Not Play																				
2021	Round Rock	.342	30	114	21	39	73	11	1	7	27	0	1	2	12	18	1	0	.411	.640	4
	Texas	.277	76	253	31	70	110	15	2	7	25	1	1	2	15	35	0	0	.321	.435	3
2022	Round Rock	.255	73	282	38	72	110	18	1	6	31	0	1	4	28	48	5	2	.330	.390	2
	Texas	.218	40	119	13	26	33	4	0	1	9	0	0	0	9	21	3	0	.273	.277	5
MINOR LEAGUE TOTALS		.284	561	2128	312	604	950	130	9	66	273	15	17	21	212	354	35	26	.352	.446	56
MAJOR LEAGUE TOTALS		.258	116	372	44	96	143	19	2	8	34	1	1	2	24	56	3	0	.306	.384	8

MAJOR LEAGUE CAREER FIELDING

	G	TC	PO	A	E	DP	PCT
First Base	18	125	116	7	2	10	.984
Second Base	33	126	46	78	2	13	.984
Third Base	36	103	16	83	4	4	.961
Outfield	1	3	3	0	0	0	1.000

MAJOR LEAGUE CAREER HIGHS

Hits: 3 (six times) - last, May 28, 2022 at Oakland
Home Runs: 1 (eight times) - last, April 22, 2022 at Oakland
RBI: 3 - June 21, 2021 vs. Oakland
Stolen Bases: 1 (three times) - last, May 1, 2022 vs. Atlanta
Hitting Streak: 11 - August 15-27, 2021



81

COLT KEITH

HT: 6-3 WT: 211 BT: L TH: R BORN: 8/14/2001 IN ZANESVILLE, OH

INFIELDER

Opening Day Age: 21

Residence: Biloxi, MS

Major League Service: 0.000

Signed Through: 2023

How Obtained: Selected by the Tigers in the fifth round of the 2020 MLB Draft

NON-ROSTER INVITEE



SEASON HIGHLIGHTS

- Was one of the best hitters in the Midwest League in 2022 before suffering a season-ending injury in June.
- Named a Tigers Organization All-Star by MiLB.com.
 - Reached base in all five plate appearances on April 22 at Dayton, going 4x4 with a double, four RBI and a walk.
 - Earned Midwest League Player of the Week honors for the week ending May 8, going 11x27 with three doubles, a home run and four RBI.
 - Had a 15-game hitting streak from April 26-May 12, batting .390/.448/.661 with seven doubles, three home runs and nine RBI.
 - Launched a pair of solo homers and went 4x5 with four runs scored, a double and two RBI on June 2 at Lake County.
 - Placed on the injured list on June 10 with a right shoulder subluxation and missed the rest of the season.
 - Played for Salt River in the Arizona Fall League, hitting .344/.463/.541 with three doubles, three home runs and 10 RBI...was selected to play in the AFL's Rising Stars Game.
 - Ranked as the No. 5 prospect in the Tigers organization by *Baseball America* following the season.

Began his professional career in 2021, combining to play in 65 games across four affiliates in the Tigers Minor League system.



2023 TIGERS

- Hit .356/.472/.424 with a double, a home run and 10 RBI in 17 games with Single A Lakeland in July.
- Sidelined from July 29-August 7.
- Ranked as the No. 13 prospect in the Tigers player development system by *Baseball America* following the season.

Was drafted by the Tigers in the fifth round of the **2020** MLB Draft, but did not see game action due to the Minor League season being cancelled.

- Rated as the No. 24 prospect in the Tigers organization by *Baseball America* following the season.

TRANSACTIONS

- Selected by the Tigers in the fifth round of the 2020 MLB Draft out of Biloxi HS (MS) (signing scout: Mike Smith)
- On injured list, July 29-August 7, 2021
- On injured list, June 10-September 23, 2022 (right shoulder subluxation)

COLTEN [COLT] THOMAS KEITH'S CAREER RECORD

Year	Club	AVG	G	AB	R	H	TB	2B	3B	HR	RBI	SH	SF	HB	BB	SO	SB	CS	OBP	SLG	E
2021	FCL Tigers West	.500	1	2	0	1	3	0	1	0	1	0	1	0	0	0	0	0	.333	1.500	0
	FCL Tigers East	.714	2	7	2	5	6	1	0	0	4	0	0	0	3	0	0	0	.800	.857	0
	Lakeland	.320	44	147	32	47	62	6	3	1	21	0	2	2	30	39	4	1	.436	.422	9
	West Michigan	.162	18	68	7	11	17	1	1	6	0	0	0	0	8	27	0	0	.250	.250	6
2022	West Michigan	.301	48	193	38	58	105	14	3	9	31	0	1	0	22	42	4	0	.370	.544	5
MINOR LEAGUE TOTALS		.293	113	417	79	122	193	22	8	11	63	0	4	2	63	108	8	1	.385	.463	20



NON-ROSTER
INVITEE

54

ANDREW
KNAPP

HT: 6-1 WT: 184 BT: S TH: R BORN: 11/9/1991 IN ROSEVILLE, CA

CATCHER

Opening Day Age: 31 Residence: El Dorado Hills, CA

Major League Service: 5.068 Signed Through: 2023

How Obtained: Signed by the Tigers as a Minor League free agent on December 23, 2022

SEASON HIGHLIGHTS

Saw time in three different organizations in **2022**, playing in the Majors with the Pirates, Mariners and Giants.

- Had three extra-base hits for Triple A Tacoma on June 22 at Sugar Land, hitting a pair of doubles and a home run and driving in two.
- Homered in four straight games with Triple A Sacramento from July 28-31.

Played in 62 games with the Phillies in **2021**, making Philadelphia's Opening Day roster for the fifth consecutive season.

- Homered off Ian Anderson in his season debut on April 4 vs. Atlanta...the homer had an exit velocity of 111.6 MPH, the hardest hit ball of his career.
- Made his only professional appearance at second base on April 20 vs. San Francisco.
- Recorded his second career walk-off hit on April 21 vs. San Francisco, hitting a single off Wandy Peralta.
- Sidelined from June 19-26 with a concussion.
- Made his first career pitching appearance on July 4 vs. San Diego, retiring the only batter he faced...was the first Phillies catcher to make a pitching appearance since Al Lakeman on July 20, 1948 at Pittsburgh.
- On the injured list from August 27-September 12.

Appeared in 33 games with Philadelphia during the shortened season in **2020**.

- Equaled his career high with three hits on August 12 vs. Baltimore.
- Homered off Jacob deGrom on September 6 at New York (NL)...with that home run, became the first player to ever double, triple, and homer off deGrom in his career.
- Drove in three runs on September 23 at Washington, tying his career high.

Spent the entire **2019** season with Philadelphia, playing in 74 games.

- Reached base safely in seven straight plate appearances from April 16-23.
- Drew a career-high tying three walks on April 21 at Colorado and May 19 vs. Colorado.

Established a career high with 84 games played in **2018** with the Phillies.

- Hit his first Major League pinch hit and walk-off homer in the 13th inning on July 1 vs. Washington...was the first walk-off homer by a Phillie since Ryan Howard on April 29, 2016.
- Batted leadoff on July 8 at Pittsburgh...became the first Phillies catcher to ever start a game in the leadoff spot in the live ball era (since 1920).

Saw his first Major League action in **2017**, playing in 56 games with Philadelphia.

- Ranked ninth among National League rookies with 31 walks.
- Made his Major League debut on April 6 at Cincinnati, starting at catcher and going 0x2 with two walks.
- Picked up his first big league hit on April 9 vs. Washington with a double off Stephen Strasburg.
- Notched his first Major League RBI on April 20 at New York (NL).
- Belted his first big league homer off Chris Hatcher on April 29 at Los Angeles (NL).
- Made his first error on June 28 at Seattle in his 31st Major League game...was the first Phillies catcher to begin his big league career with a 30-game errorless streak since Joe Lonnett's 61-game streak from April 22, 1956-September 13, 1957.
- Sidelined from August 4-September 12 with a right hand contusion.

Spent the entire **2016** season with Triple A Lehigh Valley, playing in 107 games.

- Named an International League midseason All-Star...hit the go-ahead/game-winning homer in the fourth inning of the Triple A All-Star Game.
- Hit a walk-off double in the 15th inning on May 19 vs. Toledo, after entering the game in the 12th inning as a pinch-runner.
- Hit safely in 10 straight games from May 31-June 11, going 15x41 with two doubles, a home run and four RBI.
- Appeared in three IL playoff games with Lehigh Valley.
- Batted .244/.306/.356 with two doubles, a home run and five RBI in 15 games with Aguilas Cibaenas in the Dominican Winter League.
- Ranked as the No. 14 prospect in the Phillies organization by *Baseball America* following the season.

Won the Paul Owens Award in **2015**, given annually to the best player in the Phillies Minor League system.

- Named to the Florida State League midseason All-Star Team and was a Phillies Organization All-Star by MiLB.com.
- Earned FSL Player of the Week honors for the week ending May 3, going 9x24 with two doubles, two triples and four RBI.
- Was promoted to Double A Reading on June 26 and hit safely in his first 17 games, slashing .348/.373/.522 with seven doubles, one triple, one home run and 21 RBI.
- Had six straight multi-hit games from July 31-August 6 and in 10 out of 11 games from July 31-August 13.
- Named Eastern League Player of the Week for the week ending August 9 after going 15x25 with two doubles, one triple, four home runs and 13 RBI.
- Recorded at least one hit in 16 consecutive games from July 31-August 18, batting .540/.592/.984 with eight doubles, one triple, six home runs and 20 RBI.
- Selected EL and Phillies Minor League Player of the Month for August, hitting .404/.469/.758 with nine doubles, one triple, eight home runs and 28 RBI in 25 games.
- Played for Glendale in the Arizona Fall League and hit .235/.375/.294 with three doubles and 10 RBI...selected to play in the AFL's Rising Stars Game.
- Ranked as the No. 4 prospect in the Phillies organization, the No. 96 prospect in baseball and the No. 14 prospect in the Eastern League by *Baseball America* following the season.

Combined to play in 98 games between Single A Lakewood and Single A Clearwater in **2014**.

- Named a Phillies Organization All-Star by MiLB.com.
- Had a 15-game hitting streak from June 26-July 11, batting .313/.338/.563 with three doubles, two triples, three home runs and seven RBI.
- Ranked as the No. 15 prospect in the Phillies organization by *Baseball America* following the season.

Made his professional debut in **2013**, playing in 62 games with Single A Williamsport.

- Finished tied for first in the New York-Penn League with 20 doubles.
- Rated as the No. 24 prospect in the Phillies player development system by *Baseball America* following the season.



TRANSACTIONS

- Selected by Oakland in the 41st round of the 2010 MLB Draft out of Granite Bay HS (CA), but did not sign
- Selected by Philadelphia in the second round of the 2013 MLB Draft out of the University of California-Berkeley
- On injured list, August 4-September 12, 2017 (right hand contusion)
- On injured list, June 19-26, 2021 (concussion)
- On paternity list, July 29-August 1, 2021
- On bereavement list, August 1-2, 2021
- On injured list, August 27-September 12, 2021
- Signed by Cincinnati as a Minor League free agent on December 1, 2021
- Signed by Pittsburgh as a free agent on April 6, 2022
- Signed by Seattle as a Minor League free agent on May 20, 2022
- Signed by San Francisco as a Minor League free agent on July 21, 2022
- Signed by the Tigers as a Minor League free agent on December 23, 2022

ANDREW KNAPP'S CAREER RECORD

Year	Club	AVG	G	AB	R	H	TB	2B	3B	HR	RBI	SH	SF	HB	BB	SO	SB	CS	OBP	SLG	E
2013	Williamsport	.253	62	217	30	55	87	20	0	4	23	0	1	7	22	57	7	5	.340	.401	4
2014	Lakewood	.290	75	283	39	82	124	19	4	5	25	0	2	2	27	71	3	3	.354	.438	5
	Clearwater	.157	23	83	7	13	17	1	0	1	7	0	0	2	5	26	1	0	.222	.205	0
2015	Clearwater	.262	63	244	38	64	90	14	3	2	28	0	1	7	29	63	0	1	.356	.369	6
	Reading	.360	55	214	39	77	135	21	2	11	56	0	3	2	22	43	1	0	.419	.631	1
2016	Lehigh Valley	.266	107	403	55	107	157	24	1	8	46	0	1	2	37	107	2	2	.330	.390	7
2017	Philadelphia	.257	56	171	26	44	63	8	1	3	13	0	2	0	31	56	1	0	.368	.368	4
2018	Lehigh Valley	.250	6	20	2	5	6	1	0	0	1	0	0	0	5	6	0	0	.400	.300	1
	Philadelphia	.198	84	187	19	37	59	6	2	4	15	1	1	2	24	75	1	0	.294	.316	8
2019	Philadelphia	.213	74	136	12	29	44	9	0	2	8	3	0	3	18	51	0	0	.318	.324	3
2020	Philadelphia	.278	33	72	9	20	32	4	1	2	15	0	1	0	15	19	0	0	.404	.444	2
2021	Lehigh Valley#	.125	3	8	2	1	1	0	0	0	0	0	0	0	4	4	0	0	.417	.125	0
	Philadelphia	.152	62	145	13	22	31	3	0	2	11	1	1	2	10	61	0	0	.215	.214	1
2022	Tacoma	.198	22	81	8	16	35	7	0	4	11	0	1	2	4	22	0	0	.250	.432	3
	Sacramento	.276	34	127	20	35	66	7	0	8	26	0	0	2	13	35	1	1	.352	.520	4
	Pittsburgh	.129	11	31	2	4	5	1	0	0	2	0	0	1	3	9	0	0	.229	.161	2
	Seattle	.000	2	4	0	0	0	0	0	0	0	0	0	0	3	0	0	0	.000	.000	0
	San Francisco	.250	3	4	2	1	1	0	0	0	2	0	1	0	2	0	0	0	.429	.250	0
MINOR LEAGUE TOTALS		.271	450	1680	240	455	718	114	10	43	223	0	9	26	168	434	15	12	.345	.427	31
AL TOTALS		.000	2	4	0	0	0	0	0	0	0	0	0	0	3	0	0	0	.000	.000	0
NL TOTALS		.210	323	746	83	157	235	31	4	13	66	5	6	9	103	271	2	0	.311	.315	20
MAJOR LEAGUE TOTALS		.209	325	750	83	157	235	31	4	13	66	5	6	9	103	274	2	0	.310	.313	20

CAREER FIELDING

	G	TC	PO	A	E	DP	PCT
Pitcher	1	0	0	0	0	0	---
Catcher	241	1895	1772	103	20	11	.989
First Base	10	20	20	0	0	3	1.000
Second Base	1	1	0	1	0	1	1.000

IN-DEPTH CATCHING STATISTICS

	G	SB	CS	CS%	PB	SLAA	FrmRAA
2017	53	33	8	19.5%	3	-39.84	-4.59
2018	53	32	7	17.9%	6	-33.64	-4.03
2019	43	17	7	29.2%	3	-3.84	-0.27
2020	29	7	2	22.2%	4	-29.94	-3.70
2021	47	20	2	9.1%	4	2.87	0.40
2022	16	12	2	14.3%	1	-29.03	-3.52
Totals	241	121	28	18.8%	21	-133.43	-15.71

CAREER HIGHS

- Hits:** 3 (twice) - last, August 12, 2020 vs. Baltimore
Home Runs: 1 (13 times) - last, July 5, 2021 at Chicago (NL)
RBI: 3 (three times) - last, September 23, 2020 at Washington
Stolen Bases: 1 (twice) - last, March 30, 2018 at Atlanta
Hitting Streak: 7 - June 22-July 6, 2018



32 RYAN KREIDLER

HT: 6-4 WT: 208 BT: R TH: R BORN: 11/12/1997 IN DAVIS, CA

INFIELDER

Opening Day Age: 25

Residence: Davis, CA

Major League Service: 0.035

Signed Through: 2023

How Obtained: Selected by the Tigers in the fourth round of the 2019 MLB Draft

SEASON HIGHLIGHTS

Saw the first Major League action of his career in **2022**, playing in 26 games with the Tigers.

- Belted a pair of solo homers as part of a 3x3 game on April 6 vs. Rochester.
- Sideline from April 27-May 27 with a right hand fracture.
- On the injured list from June 26-July 29 with a left thigh strain.
- Made his Major League debut on September 2 vs. Kansas City, starting at third base and going 0x2 with two runs scored and two walks...joined Riley Greene as Tigers rookies this season to have two-or-more runs scored and two-or-more walks in their debut...prior to 2022, the only other Tigers rookie to do so was Birdie Tebbets on September 16, 1936.
- Recorded the first two hits of his Major League career on September 3 vs. Kansas City...also drove in his first run with a sacrifice fly.
- Hit the first home run of his big league career in the ninth inning on September 7 at Los Angeles (AL), a go-ahead solo homer...went back-to-back with Kerry Carpenter, marking the first time Tigers rookies have homered in consecutive plate appearances since July 31, 2015 at Baltimore when James McCann and Jefry Marte did so.
- Drove in a season-high three runs on September 19 at Baltimore.
- Appeared in center field on September 29 vs. Kansas City, marking the first time in his professional career he has played a game in the outfield.
- Ranked as the No. 9 prospect in the Tigers organization by *Baseball America* following the season.

Spent most of the **2021** season with Double A Erie, before a late season promotion to Triple A Toledo.

- Named a Tigers Organization All-Star by MiLB.com.
- Ranked fifth in Double A Northeast with 67 runs scored.
- Went a perfect 4x4 with a run scored on May 23 vs. Binghamton.
- Finished the month of August hitting .323/.405/.521 with seven doubles, four home runs and 10 RBI in 26 games between Erie and Toledo.
- Appeared in three games with Salt River in the Arizona Fall League and went 2x10 with a run scored.
- Ranked as the No. 7 prospect in the Tigers organization by *Baseball America* following the season...also rated as the best defensive infielder in Detroit's Minor League system.

Worked out remotely during the **2020** season as a result of the COVID-19 pandemic.

Began his professional career in **2019**, playing in 60 games with Single A Connecticut.

- Finished a home run shy of the cycle on July 6 vs. Vermont, going 4x6 with a double, a triple and a RBI.
- Hit .299/.380/.471 with six doubles, three triples, one home run and 11 RBI in 23 games during July.

AMATEUR HIGHLIGHTS

- Played collegiately at UCLA, where he was named to the Pac-12 All-Conference Team as a junior in **2019** and earned All-Pac-12 honorable mention in **2017**.

TRANSACTIONS

- Selected by Chicago (NL) in the 35th round of the 2016 MLB Draft out of Davis HS (CA), but did not sign
- Selected by the Tigers in the fourth round of the 2019 MLB Draft out of UCLA (signing scout: Tim McWilliam)
- On injured list, April 27-May 27, 2022 (right hand fracture)
- On injured list, June 26-July 29, 2022 (left thigh strain)



2023 TIGERS

RYAN MICHAEL KREIDLER'S CAREER RECORD

Year	Club	AVG	G	AB	R	H	TB	2B	3B	HR	RBI	SH	SF	HB	BB	SO	SB	CS	OBP	SLG	E
2019	Connecticut	.232	60	228	28	53	80	13	4	2	20	0	3	6	20	61	9	4	.307	.351	7
2020	Did not play																				
2021	Erie	.256	88	347	67	89	149	15	0	15	36	0	4	5	32	119	10	4	.325	.429	6
	Toledo	.304	41	135	28	41	70	8	0	7	22	0	2	1	24	39	5	2	.407	.519	9
2022	West Michigan#	.231	4	13	3	3	5	2	0	0	4	0	0	0	4	3	2	0	.412	.385	0
	Toledo	.213	56	202	29	43	83	12	2	8	22	0	3	9	36	72	15	1	.352	.411	6
	DETROIT	.178	26	73	8	13	17	1	0	1	6	2	2	1	6	22	0	1	.244	.233	1
MINOR LEAGUE TOTALS		.258	189	710	123	183	299	36	4	24	78	0	9	12	76	219	24	10	.336	.421	28
MAJOR LEAGUE TOTALS		.178	26	73	8	13	17	1	0	1	6	2	2	1	6	22	0	1	.244	.233	1

MAJOR LEAGUE CAREER FIELDING

	G	TC	PO	A	E	DP	PCT
Second Base	2	10	3	7	0	0	1.000
Third Base	13	35	9	25	1	4	.971
Shortstop	13	43	9	34	0	6	1.000
Outfield	1	0	0	0	0	0	---

MAJOR LEAGUE CAREER HIGHS

Hits: 2 (three times) - last, September 23, 2022 at Chicago (AL)

Home Runs: 1 - September 7, 2022 at Los Angeles (AL)

RBI: 3 - September 19, 2022 at Baltimore

Stolen Bases: No Major League stolen bases

Hitting Streak: 4 - September 6-11, 2022



SS

ALEX LANGE

HT: 6-3 WT: 197 BT: R TH: R BORN: 10/2/1995 IN RIVERSIDE, CA

RIGHTHANDED PITCHER

Opening Day Age: 27 **Residence:** Lee's Summit, MO

Major League Service: 1.112 **Signed Through:** 2023

How Obtained: Acquired by the Tigers along with Paul Richan from Chicago (NL) in exchange for Nicholas Castellanos on July 31, 2019

SEASON HIGHLIGHTS

Led the Tigers with 71 appearances in 2022...ranked tied for third among American League relievers and tied for fifth in the Majors with seven victories.

- Led the American League and ranked second among Major League relievers (min. 40 games) with a 44.1% miss rate on swings against his pitches, while he ranked tied for fourth in the American League and tied for sixth in the Majors with 71 appearances.
- Made an Opening Day roster at the Major League level for the first time in his career.
- Allowed a two-run home run on June 15 vs. Chicago (AL), his first home run allowed since May 15, 2021, snapping a streak of 48 consecutive appearances without giving up a longball.
- Selected Tigers Pitcher of the Month for September, making 11 scoreless appearances in the month spanning 9.1 innings, allowing just two hits and five walks, while striking out 11 en route to a 2-0 record.
- Earned the win on his birthday on October 2 vs. Minnesota...was the first Tigers pitcher to pick up a victory on his birthday since Justin Wilson on August 18, 2016 vs. Boston.
- Did not allow a run over a career-best 13 consecutive outings from September 4-October 2.

Completed his first Major League season in 2021, pitching in 36 games...also appeared in 19 games with Triple A Toledo.

- Made his Major League debut on April 10 at Cleveland, working a scoreless fifth inning and finishing the frame with a strikeout of Franmil Reyes, his first big league punchout.
- Picked up the first hold of his career on April 14 at Houston, striking out two in a scoreless inning... became the 12th player in franchise history to earn a hold in at least one of his first two big league appearances (last, Bryan Garcia on September 5, 2019 at Kansas City).
- On the injured list from June 15-July 7 with a right shoulder strain.
- Recorded six straight scoreless appearances from August 22-September 4, allowing three hits with five walks and eight strikeouts in 8.0 innings.
- Earned the first save of his big league career on September 20 vs. Chicago (AL), working a perfect ninth inning.



- Picked up the first win of his Major League career on September 30 at Minnesota, working a scoreless 1.1 innings with two strikeouts.
- Allowed just three runs over 18 appearances from July 18-October 2, posting a 1-2 record with one save, a 1.37 ERA (19.2IP/3ER) and 19 strikeouts.

Spent the **2020** season at the Tigers Alternate Training Site in Toledo.

- Ranked as the 29th-best prospect in the Tigers organization by *Baseball America* following the season.

Began the **2019** season in the Chicago Cubs organization, before being acquired by the Tigers on July 31.

- Threw 5.0 no-hit innings on May 4 vs. Salem, striking out seven and walking four.
- Started four games in June between Single A Myrtle Beach and Double A Tennessee, posting a 1-1 record with a 2.52 ERA (25.0IP/7ER) and 22 strikeouts.
- Pitched exclusively out of the bullpen for Double A Erie in August/September...closed the season by not allowing an earned run in six of his final seven outings.
- Ranked as the 29th-best prospect in the Tigers organization by *Baseball America* following the season.

Made 23 starts with Single A Myrtle Beach in **2018**.

- Had a season-high 10 strikeouts on May 23 vs. Lynchburg.
- Recorded three consecutive starts without allowing a run from May 23-June 6, throwing 17.0 scoreless innings in that span with 13 hits allowed, two walks and 19 strikeouts.
- Closed the season by allowing three runs-or-less in his final five starts from August 6-September 2... went 0-1 with a 2.93 ERA (27.2IP/9ER) and 21 strikeouts.
- Rated as the No. 14 prospect in the Cubs organization by *Baseball America* following the season...also rated as possessing the best curveball in the Cubs system.

Started four games with Single A Eugene in **2017** as he made his professional debut.

- Ranked as the fifth-best prospect in the Cubs organization by *Baseball America* following the season... was also rated as possessing the best curveball in the Cubs system.

AMATEUR HIGHLIGHTS

- Played collegiately at LSU, where he was named a second team All-American in **2017**.
- Selected the National Freshman Pitcher of the Year in **2015**, and was also named a first team All-American.
- Named the **2014** Missouri Gatorade Player of the Year as a senior at Lee's Summit West High School.

TRANSACTIONS

- Selected by Chicago (NL) in the first round (30th overall) of the 2017 MLB Draft out of Louisiana State University
- On suspended list, April 11-21, 2019
- Acquired by the Tigers along with Paul Richan from Chicago (NL) in exchange for Nicholas Castellanos on July 31, 2019
- On injured list, June 15-July 7, 2021 (right shoulder strain)

ALEXANDER (ALEX) CRAIG LANGE'S CAREER RECORD

Year	Club	W-L	ERA	G	GS	CG	SHO	SV	IP	H	TBF	R	ER	HR	HB	BB	SO	WP	BK	AVG
2017	Eugene	0-1	4.82	4	4	0	0	0	9.1	9	41	6	5	0	1	3	13	0	0	.243
2018	Myrtle Beach	6-8	3.74	23	23	0	0	0	120.1	104	495	52	50	6	8	38	101	19	0	.234
2019	Myrtle Beach	1-9	7.36	11	11	0	0	0	47.2	58	228	43	39	4	2	26	51	5	0	.290
	Tennessee	2-3	3.92	7	7	0	0	0	39.0	36	168	24	17	4	4	19	28	3	0	.252
	Erie	2-1	3.45	9	0	0	0	0	15.2	13	61	7	6	0	0	8	15	3	0	.245
2020	Did Not Play																			
2021	Toledo	2-1	4.57	19	0	0	0	1	21.2	22	100	12	11	0	0	17	27	7	0	.265
	DETROIT	1-3	4.04	36	0	0	0	0	35.2	37	162	18	16	5	3	16	39	6	0	.259
2022	DETROIT	7-4	3.41	71	0	0	0	0	63.1	47	271	30	24	5	5	31	82	15	0	.203
	MINOR LEAGUE TOTALS	13-23	4.54	73	45	0	0	1	253.2	242	1093	144	128	14	15	111	235	37	0	.252
	MAJOR LEAGUE TOTALS	8-7	3.64	107	0	0	0	1	99.0	84	433	48	40	10	8	47	121	21	0	.225

MAJOR LEAGUE CAREER FIELDING

	G	TC	PO	A	E	DP	PCT
Pitcher	107	18	8	9	1	0	.944

MAJOR LEAGUE CAREER HIGHS

- Longest Winning Streak in Games with Decision:** 4 - May 25-June 19, 2022
- Longest Losing Streak in Games with Decision:** 3 (twice) - last, August 1-31, 2022
- Strikeouts:** 3 (six times) - last, September 16, 2022 vs. Chicago (AL)
- Walks:** 3 - June 12, 2021 vs. Chicago (AL)
- Innings (starter):** No Major League starts
- Innings (reliever):** 2.0 (twice) - last, September 2, 2021 vs. Oakland



27

ANDRE
LIPCIOUS

HT: 6-1 WT: 190 BT: R TH: R BORN: 5/22/1998 IN ANNAPOLIS, MD

INFIELDER

Opening Day Age: 24

Residence: Williamsburg, VA

Major League Service: 0.000

Signed Through: 2023

How Obtained: Selected by the Tigers in the third round of the 2019 MLB Draft

SEASON HIGHLIGHTS

Played in 134 games between Double A Erie and Triple A Toledo in 2022.

- Had three doubles and drove in three runs on May 21 vs. New Hampshire.
- Posted five straight multi-hit games from June 25-30, going 10x20 with six runs scored, five doubles and four RBI.
- Named Tigers Minor League Player of the Month for June, batting .384/.505/.589 with six doubles, three home runs and 12 RBI.
- Was promoted to Triple A Toledo on August 3 and hit .319/.390/.514 with six doubles, one triple, two home runs and 11 RBI in 21 games with the Mud Hens during that month.
- Ranked as the No. 18 prospect in the Tigers organization by *Baseball America* following the season.

Spent most of 2021 with Double A Erie, playing in 94 games.

- Finished a home run shy of the cycle with Single A West Michigan on May 8 at Fort Wayne, going 3x6 with a double, a triple and two RBI.
- Drove in five runs and went 2x5 with a home run on August 24 at Bowie.
- Hit .321/.371/.554 with five doubles, a triple, two home runs and six RBI in 15 games.
- Ranked as the No. 30 prospect in the Tigers organization by *Baseball America* following the season...also rated as possessing the best strike zone discipline in the Tigers system.

Worked out remotely during the 2020 season as a result of the COVID-19 pandemic.

Completed his first professional season in 2019, playing in 67 games with Single A West Michigan.

- Had an 11-game hitting streak from July 8-21, going 18x43 with five doubles and six RBI.
- Finished July hitting .308/.381/.365 with six doubles and 11 RBI in 28 games.

AMATEUR HIGHLIGHTS

- Played collegiately at the University of Tennessee, where he was named to the ABCA/Rawlings South All-Region second team in 2019...was tabbed a freshman All-American by *Collegiate Baseball Newspaper* in 2017 and was selected to the SEC All-Freshman Team.

TRANSACTIONS

- Selected by the Tigers in the third round of the 2019 MLB Draft out of the University of Tennessee (signing scout: Harold Zonder)

ANDRE MARTINAS LIPCIOUS' CAREER RECORD

Year	Club	AVG	G	AB	R	H	TB	2B	3B	HR	RBI	SH	SF	HB	BB	SO	SB	CS	OBP	SLG	E
2019	West Michigan	.273	67	253	32	69	91	16	0	2	29	1	1	1	27	57	3	2	.344	.360	6
2020	Did Not Play																				
2021	West Michigan	.277	22	83	14	23	40	4	2	3	13	0	3	0	12	16	3	1	.357	.482	5
	Erie	.235	94	341	51	80	129	18	2	9	46	0	4	1	39	82	4	1	.312	.378	8
2022	Erie	.264	88	303	52	80	129	20	1	9	39	0	3	5	61	56	12	1	.392	.426	12
	Toledo	.302	46	159	18	48	72	13	1	3	24	0	4	0	25	33	1	3	.388	.453	8
MINOR LEAGUE TOTALS		.263	317	1139	167	300	461	71	6	26	151	1	15	7	164	244	23	8	.355	.405	39





80

ZACH LOGUE

HT: 6-0 WT: 165 BT: L TH: L BORN: 4/23/1996 IN MASON, OH

NON-ROSTER INVITEE

LEFT HANDED PITCHER

Opening Day Age: 26 Residence: Jeffersonville, IN

Major League Service: 0.083 Signed Through: 2023

How Obtained: Claimed off waivers by the Tigers from Oakland on December 23, 2022

SEASON HIGHLIGHTS

Saw the first Major League action of his career in **2022**, pitching in 14 games, including 10 starts with Oakland.

- Earned the win in his big league debut on April 19 vs. Baltimore, throwing 1.1 scoreless innings with one hit allowed, one walk and one strikeout...was the 17th pitcher in Oakland history to pick up the win in his Major League debut (last, Jharel Cotton on September 7, 2016 vs. Los Angeles (AL))...struck out Ramon Urias for his first Major League punchout.
- Made his first start in the big leagues on May 6 at Minnesota, allowing two runs on five hits with two walks and five strikeouts in 5.0 innings.
- Threw a season-long 7.0 shutout innings on May 11 at Detroit, scattering five hits with six strikeouts.

Combined to make 25 appearances, including 24 starts, between Double A New Hampshire and Triple A Buffalo in **2021**.

- Named a Blue Jays Organization All-Star by MiLB.com.
- Ranked tied for third among all Minor Leaguers with 12 victories, while he was tied for ninth with 125.0 innings pitched.
- Had a 12-strikeout performance in the first game of the doubleheader on May 29 at Somerset, allowing a run on three hits in 6.0 innings.
- Named International League Pitcher of the Week for the week ending June 20 after tossing 7.0 shutout innings on June 18 at Rochester, allowing one hit and striking out eight.
- Started five games for Buffalo in September, compiling a 2-0 record with a 2.13 ERA (25.1IP/6ER) and 29 strikeouts.
- Ranked as the No. 24 prospect in the Blue Jays organization by *Baseball America* following the season.

Worked out remotely during the **2020** season as a result of the COVID-19 pandemic.

Spent most of **2019** with Double A New Hampshire, appearing in 19 games, including 18 starts, with the Fisher Cats.

- Selected to the Eastern League midseason All-Star Team.
- On the injured list from July 11-August 19 with left shoulder impingement syndrome.

Split the **2018** season between Single A Lansing and Single A Dunedin.

- Named a Blue Jays Organization All-Star by MiLB.com.
- Threw a complete game on May 23 at South Bend, allowing a run on three hits with four strikeouts in 8.0 innings.
- Had a season-high 10 strikeouts on August 13 vs. Jupiter and allowed two runs on five hits in 6.0 innings.

Started his professional career in **2017**, appearing in 12 games, including six starts, with Single A Bluefield and Single A Vancouver.

- Did not allow an earned run over his first five appearances, throwing 10.0 innings and giving up four hits with two walks and 14 strikeouts.
- Appeared in two games, including one start, with Vancouver during the postseason, going 1-0 with a 1.29 ERA (7.0IP/1ER) and eight strikeouts.

AMATEUR HIGHLIGHTS

- Played collegiately at the University of Kentucky, where he was 12-9 with a 4.34 ERA and 150 strikeouts in 170.1 innings in three seasons.

**TRANSACTIONS**

- Selected by Toronto in the ninth round of the 2017 MLB Draft out of the University of Kentucky
- On injured list, July 11-August 19, 2019 (left shoulder impingement syndrome)
- Acquired by Oakland along with Gunnar Hoglund, Kevin Smith and Kirby Snead from Toronto in exchange for Matt Chapman on March 16, 2022
- Claimed off waivers by the Tigers from Oakland on December 23, 2022

ZACHARIAH (ZACH) MICHAEL LOGUE'S CAREER RECORD

Year	Club	W-L	ERA	G	GS	CG	SHO	SV	IP	H	TBF	R	ER	HR	HB	BB	SO	WP	BK	AVG
2017	Bluefield	1-0	0.00	3	2	0	0	0	5.0	2	16	0	0	0	0	5	0	0	.125	
	Vancouver	3-1	1.75	9	4	0	0	0	25.2	19	98	6	5	0	0	6	28	4	2	.209
2018	Lansing	3-1	2.67	9	9	1	0	0	54.0	50	213	18	16	8	1	11	44	0	0	.250
	Dunedin	9-3	3.41	18	16	0	0	0	100.1	102	420	41	38	8	5	23	85	4	0	.264
2019	New Hampshire	3-7	4.10	19	18	0	0	0	101.0	95	425	48	46	15	4	32	79	3	0	.247
	Buffalo	1-0	5.40	1	0	0	0	0	3.1	5	20	2	2	0	1	4	4	0	0	.333
2020	Did Not Play																			
2021	New Hampshire	3-1	4.54	7	7	0	0	0	35.2	33	142	18	18	6	1	7	51	0	1	.246
	Buffalo	9-3	3.32	18	17	0	0	0	89.1	79	369	39	33	9	9	20	93	2	0	.236
2022	Las Vegas	3-6	8.12	17	17	0	0	0	78.2	119	385	74	71	25	7	38	59	2	0	.352
	Oakland	3-8	6.79	14	10	0	0	0	57.0	68	257	44	43	13	2	20	42	0	0	.293
MINOR LEAGUE TOTALS		35-22	4.18	101	90	1	0	0	493.0	504	2088	246	229	71	28	141	448	15	3	.265
MAJOR LEAGUE TOTALS		3-8	6.79	14	10	0	0	0	57.0	68	257	44	43	13	2	20	42	0	0	.293

MAJOR LEAGUE CAREER FIELDING

	G	TC	PO	A	E	DP	PCT
Pitcher	14	8	3	5	0	0	1.000

MAJOR LEAGUE CAREER HIGHS

Longest Winning Streak in Games with Decision: No Major League winning streaks

Longest Losing Streak in Games with Decision: 4 - July 21, 2022 (Game 1)-August 23, 2022

Strikeouts: 7 - August 23, 2022 vs. Miami

Walks: 4 - May 23, 2022 at Seattle

Innings (starter): 7.0 - May 11, 2022 at Detroit

Innings (relief): 3.0 - September 8, 2022 vs. Chicago (AL)



21

MICHAEL LORENZEN

HT: 6-3 WT: 220 BT: R TH: R BORN: 1/4/1992 IN ANAHEIM, CA

RIGHTHANDED PITCHER

Opening Day Age: 31 **Residence:** Newport Beach, CA

Major League Service: 7.159 **Signed Through:** 2023

How Obtained: Signed by the Tigers as a free agent on December 20, 2022

SEASON HIGHLIGHTS

Started 18 games with the Los Angeles Angels in 2022.

- Struck out a career-high nine batters on June 4 at Philadelphia.
- Sidelined from July 4-September 9 with a right shoulder strain.
- Finished the season strong, posting a 2-0 record with a 2.36 ERA (26.2IP/7ER) and 30 strikeouts over five starts from September 9-October 4.

Limited to 27 appearances with Cincinnati in 2021 due to two separate stints on the injured list.

- Began the season on the injured list from March 29-July 16 with a right shoulder strain.
- Made his season debut on July 17 vs. Milwaukee and pitched a scoreless eighth inning before moving to right field in the ninth and center field in the 10th inning...was the designated runner at second base to start the bottom of the 10th and suffered a right hamstring strain while scoring tying run on a sacrifice fly.
- Sidelined from July 18-30 with a right hamstring strain.
- Was a perfect four-for-four in save opportunities and had five outs in each of his first two save opportunities on August 4 vs. Minnesota and August 21 vs. Miami.
- Did not allow a run in his first 12 appearances of the season from July 17-August 22, throwing 13.1 innings and giving up six hits and 12 strikeouts.
- Allowed a home run to Rafael Ortega on September 7 at Chicago (NL), snapping his homerless streak at 48.2 innings, dating back to August 3, 2000...the streak was the longest active in the Majors when it was snapped.

Pitched in 18 games, including two starts, for the Reds during the shortened **2020** season.

- Entered as a pitcher in the top of the ninth inning on July 26 vs. Detroit, then pinch ran in the bottom of the inning for designated hitter Jesse Winker...became the first pitcher already in a game to pinch run for the DH since Oakland's Keith Atherton on July 23, 1984 at Minnesota.
- Made starts in back-to-back appearances on September 15 vs. Pittsburgh and September 20 vs. Chicago (AL)...prior to his start against the Pirates, had made 88 consecutive appearances in relief since last start in 2018.
- Earned the win in relief on September 25 at Minnesota to clinch Cincinnati's first postseason berth since 2013.
- After posting a 16.88 ERA (5.1IP/10ER) in his first seven outings of the season, allowed just nine earned runs in his last 12 appearances, compiling a 3-0 record with a 2.86 ERA (28.1IP/9ER) and 29 strikeouts.
- Made a pair of postseason appearances during the Wild Card Series at Atlanta...worked 2.0 scoreless innings in Game 1, while he retired two of four batters faced in Game 2, allowing one hit and a hit batsman.

Became the first player in Reds history, whose primary position is pitcher, to appear in at least 100 games in a season...played in 105 of Cincinnati's 162 games in **2019** (73 at pitcher, 18 in center field, eight in left field, four in right field, 13 as a pinch runner and six as a pinch hitter).

- Set a career-high with 73 pitching appearances, which ranked tied for fifth in the National League and tied for ninth in the Majors...also ranked second in the NL and fifth in the Majors with 83.1 relief innings pitched, only one out behind NL leader Junior Guerra for Milwaukee (83.2)...also set a career high with seven saves.
- Had five stolen bases during the season, including three as a pinch runner...was the first Reds pitcher to steal a base since Tony Cingrani on September 5, 2013 vs. St. Louis.
- Became the first player in Reds history, whose primary position is pitcher, to appear in each of the first six games of a season (PR/CF, P, PR, P, PR, P).
- On September 4 vs. Philadelphia, joined Babe Ruth (6/13/1921 vs. Detroit) as the only Major League players since 1900 to earn the win, hit a home run and play the outfield in the same game...entered as a pitcher in the seventh inning and suffered a blown save...in the bottom of the eighth, hit his only home run of the season, a two-run homer off Blake Parker...played center field in the top of the ninth.
- Posted a 1.91 ERA (37.2IP/8ER) in 33 games after the All-Star break.

Appeared in 45 games, including three starts, with Cincinnati in **2018**.

- Made 20 relief appearances of more than 1.0 inning, including 15 of at least 2.0 innings, three games of 3.0 innings, 4.0 innings twice and a career-high 4.1 innings in relief on August 14 vs. Cleveland.
- Sidelined from March 26-May 23 with a right shoulder strain.
- Recorded his only save of the season on June 1 at San Diego with 4.0 innings in relief...was the first four-inning save by a Reds pitcher since Elmer Dessens on June 24, 2000 vs. San Diego.
- Hit two home runs as a pitcher and two as a pinch-hitter...on June 30 vs. Milwaukee, became the first pitcher to hit a pinch-hit grand slam since Tommy Byrne for Chicago (AL) on May 16, 1953 at New York (AL).
- Over five consecutive plate appearances from June 7-30, he singled, homered (pinch hit), walked, homered and homered (pinch-hit grand slam)...became the first Major League pitcher to homer in three consecutive at-bats since Colorado's Mike Hampton in 2001.
- Earned the win on September 18 at Milwaukee in his first start since 2015...made 151 relief appearances between starts.

Led the Reds pitching staff with eight wins and 70 appearances in **2017**.

- Selected as the Reds nominee for the MLBPA's Marvin Miller Man of the Year award for the second consecutive season.
- Inherited the bases loaded four times, a team high, and stranded 11 of the 12 runners.
- Hit a go-ahead, pinch-hit home run on April 6 vs. Philadelphia for the first pinch-hit homer by any Major League pitcher since Cincinnati's Micah Owings vs. St. Louis on May 10, 2009...was the first pinch-hit home run by any Reds batter since Adam Duvall on August 31, 2015 vs. Chicago (NL).
- Pitched 3.0 perfect innings on April 10 at Pittsburgh and combined with Cody Reed (3.0 IP) and Wandy Peralta (1.0 IP) to throw 7.0 perfect innings, marking the first time in franchise history that relievers threw 7.0-or-more hitless innings in a game.
- Earned his first two Major League saves during the season, picking up his first on April 15 vs. Milwaukee and his second on September 17 vs. Pittsburgh.
- Posted a 2.93 ERA (46.0IP/15ER) prior to the All-Star break, while also recording four wins and 42 strikeouts.

Completed his first full Major League season as a reliever in **2016**, appearing in 35 games.

- Was the Reds nominee for the Roberto Clemente Award for his contributions on and off the field...MLB and the Players' Association donated \$7,500 to the Dragonfly Foundation in his name...was also the Reds nominee for the MLBPA's Marvin Miller Man of the Year Award.

- Sidelined from March 25-June 22 with a right elbow sprain.
- Was on the bereavement list from August 16-19, following the loss of his father, Cliff...in first appearance following return from the bereavement list, he threw 1.2 scoreless innings vs. Los Angeles (NL) and also hit his first career home run, a three-run shot off Pedro Baez...was the only home run by a Reds pitcher all season.

Saw the first Major League action of his career in **2015**, pitching in 27 games, including 21 starts, with the Reds.

- Among National League rookie pitchers, ranked tied for fifth in starts, seventh in innings pitched and strikeouts and 10th in ERA and opponents batting average.
- Was one of nine rookie pitchers who combined for 110 starts for the Reds...also had MLB record season-ending streak of 64 consecutive starts by rookies.
- Made his Major League debut on April 29 vs. Milwaukee, allowing three runs on eight hits with five strikeouts in 5.0 innings...recorded first career strikeout vs. Matt Garza...also had his first career hit against Garza, becoming the first Reds pitcher with a hit in his first career plate appearance since Jose Arredondo on July 29, 2011 vs. San Francisco.
- Picked up his first Major League victory in his second start on May 5 at Pittsburgh, giving up just one run on three hits with four strikeouts in 6.0 innings.
- Grounded out as a pinch hitter and then pitched the sixth and seventh innings on May 15 vs. San Francisco...excluding non-pitchers, became the first player to pinch hit and pitch in the same game since San Francisco's David Huff on May 26, 2014 vs. Chicago (NL) and the first Red to do it since Micah Owings on June 15, 2010 vs. Los Angeles (NL).
- Threw a shutout for Triple A Louisville on August 16 vs. Norfolk, allowing four hits with one strikeout.

Made 24 starts in **2014** as he spent the entire season with Double A Pensacola.

- Named a Southern League All-Star.
- Ranked third in the Southern League with a 3.13 ERA (120.2IP/42ER), while he was eighth with a .253 (112x443) opponents batting average and ninth with a 1.29 WHIP.
- Rated as the No. 4 prospect in the Reds organization and the No. 12 prospect in the Southern League by *Baseball America* following the season.

Completed his first professional season in **2013**, seeing time at four different affiliates in the Reds Minor League system.

- Did not allow an earned run in his first 10 appearances, throwing 9.1 innings and giving up seven hits with seven strikeouts.
- Made six starts for Glendale in the Arizona Fall League following the season...participated in the AFL's Fall Stars Game.
- Ranked as the No. 6 prospect in the Reds organization by *Baseball America* following the season.

AMATEUR HIGHLIGHTS

- Pitched and played outfield at Cal State Fullerton, where he established a school record with 35 career saves and was teammates with Toronto third baseman Matt Chapman.
- In **2013**, posted 19 saves and a 1.99 ERA in 22 pitching appearances...as an outfielder, hit .335 with seven home runs, 53 RBI and 12 stolen bases...was a finalist for the 2013 National Collegiate Baseball Writers' Association Stopper of the Year Award and was named to the watch list for the John Olerud Two-Way Player of the Year Award...also named a Golden Spikes Award semifinalist, a Louisville Slugger first-team All-America selection and All-Big West Conference.

TRANSACTIONS

- Selected by Tampa Bay in the seventh round of the 2010 MLB Draft out of Fullerton Union HS, but did not sign
- Selected by Cincinnati in the first round (38th overall) of the 2013 MLB Draft out of Cal State Fullerton
- On temporarily inactive list, July 6-16, 2014
- On injured list, March 25-June 22, 2016 (right elbow sprain)
- On bereavement list, August 16-19, 2016
- On injured list, March 26-May 23, 2018 (right shoulder strain)
- On injured list, March 29-July 16, 2021 (right shoulder strain)
- On injured list, July 18-30, 2021 (right hamstring strain)
- Signed by Los Angeles (AL) as a free agent on November 30, 2021
- On injured list, July 4-September 9, 2022 (right shoulder strain)
- Signed by the Tigers as a free agent on December 20, 2022



MICHAEL CLIFTON LORENZEN'S CAREER RECORD

Year	Club	W-L	ERA	G	GS	CG	SHO	SV	IP	H	TBF	R	ER	HR	HB	BB	SO	WP	BK	AVG
2013	AZL Reds	0-0	0.00	1	1	0	0	0	1.0	1	5	1	0	0	0	1	0	0	0	.200
	Dayton	1-0	0.00	9	0	0	0	2	8.1	7	32	0	0	0	0	2	7	0	0	.233
	Bakersfield	0-1	6.35	5	0	0	0	2	5.2	6	30	4	4	1	3	5	6	0	0	.273
	Pensacola	0-0	4.50	7	0	0	0	0	6.0	6	28	3	3	1	0	6	5	0	0	.286
2014	Pensacola	4-6	3.13	24	24	0	0	0	120.2	112	504	50	42	9	6	44	84	7	0	.253
2015	Louisville	4-2	1.88	6	6	1	1	0	43.0	34	165	9	9	3	0	8	19	2	0	.219
	Cincinnati	4-9	5.40	27	21	0	0	0	113.1	131	515	70	68	18	6	57	83	4	0	.292
2016	Louisville#	0-0	0.00	4	0	0	0	1	4.0	2	13	0	0	0	0	7	0	0	0	.154
	Cincinnati	2-1	2.88	35	0	0	0	0	50.0	41	202	16	16	5	6	13	48	2	2	.224
2017	Cincinnati	8-4	4.45	70	0	0	0	2	83.0	78	361	43	41	9	4	34	80	12	1	.244
2018	Pensacola#	0-0	0.00	3	0	0	0	0	4.0	1	14	0	0	0	0	1	3	1	0	.077
	Cincinnati	4-2	3.11	45	3	0	0	1	81.0	78	344	32	28	6	3	34	54	2	0	.258
2019	Cincinnati	1-4	2.92	73	0	0	0	7	83.1	68	343	29	27	9	2	28	85	2	0	.221
2020	Cincinnati	3-1	4.28	18	2	0	0	0	33.2	30	147	17	16	3	1	17	35	2	1	.236
2021	AZL Reds#	0-0	0.00	1	1	0	0	0	1.0	0	3	0	0	0	0	2	0	0	0	.000
	Louisville#	0-0	2.08	4	0	0	0	1	4.1	2	16	1	1	1	0	1	6	0	0	.133
	Cincinnati	1-2	5.59	27	0	0	0	4	29.0	26	125	18	18	2	1	14	21	5	0	.241
2022	Inland Empire#	0-0	3.00	1	1	0	0	0	6.0	4	23	2	2	1	1	2	5	0	0	.200
	Salt Lake#	0-2	10.80	2	2	0	0	0	6.2	10	32	8	8	2	0	2	8	0	0	.333
	Los Angeles (AL)	8-6	4.24	18	18	0	0	0	97.2	81	411	48	46	11	4	44	85	3	0	.224
MINOR LEAGUE TOTALS		9-11	2.95	67	35	1	1	6	210.2	185	865	78	69	18	10	71	153	10	0	.240
AL TOTALS		8-6	4.24	18	18	0	0	0	97.2	81	411	48	46	11	4	44	85	3	0	.224
NL TOTALS		23-23	4.07	295	26	0	0	14	473.1	452	2037	225	214	52	23	197	406	29	4	.252
MAJOR LEAGUE TOTALS		31-29	4.10	313	44	0	0	14	571.0	533	2448	273	260	63	27	241	491	32	4	.247

MAJOR LEAGUE CAREER FIELDING

	G	TC	PO	A	E	DP	PCT
Pitcher	313	140	70	66	4	8	.971
Outfield	34	30	29	1	0	0	1.000

MAJOR LEAGUE CAREER HIGHS

Longest Winning Streak in Games with Decision: 5 - June 19-August 24, 2017

Longest Losing Streak in Games with Decision: 6 - July 3-August 11, 2015

Strikeouts: 9 - June 4, 2022 at Philadelphia

Walks: 6 - May 31, 2015 vs. Washington

Innings (starter): 8.1 - May 1, 2022 at Chicago (AL)

Innings (relief): 4.1 - August 14, 2018 vs. Cleveland



NON-ROSTER INVITEE

82 JUSTYN-HENRY MALLOY

HT: 6-2 WT: 210 BT: R TH: R BORN: 2/19/2000 IN NEW YORK, NY

INFIELDER

Opening Day Age: 23 Residence: Bergenfield, NJ

Major League Service: 0.000 Signed Through: 2023

How Obtained: Acquired by the Tigers along with Jake Higginbotham from Atlanta in exchange for Joe Jimenez and cash considerations on December 7, 2022

SEASON HIGHLIGHTS

Combined to play in 133 games between Single A Rome, Double A Mississippi and Triple A Gwinnett in 2022.

- Named a Braves Organization All-Star by MiLB.com after leading all Atlanta Minor Leaguers in doubles (28), on-base percentage (.408), total bases (217) and walks (97), while ranking second in hits (138), RBI (81), extra-base hits (45), slugging percentage (.454) and OPS (.862).
- Went 5x5 with two doubles and two RBI on May 14 vs. Winston-Salem.
- Hit safely in 13 straight games with Rome from May 3-18, hitting .388/.439/.592 with four doubles, two home runs and 11 RBI.
- Belted a pair of homers and drove in five on June 16 at Asheville.
- Played in 23 games with Rome during June, slashing .321/.408/.560 with five doubles, five home runs and 20 RBI.
- Appeared in 20 games with Scottsdale in the Arizona Fall League and hit .306/.438/.444 with five doubles, a triple, a home run and seven RBI...was selected to the AFL's Fall Stars Team.



2023 TIGERS

- Ranked as the No. 6 prospect in the Braves organization by *Baseball America* following the season...also rated as the best hitter for average and as possessing the best strike-zone discipline in the Braves system.

Completed his first professional season in **2021**, playing in 37 games with Single A Augusta.

- Had a multi-homer game on September 11 vs. Columbia, going 2x3 with two homers and three RBI.

AMATEUR HIGHLIGHTS

- Played one season at Georgia Tech, earning third team All-ACC honors in **2021**.
- Helped Team USA to a Pan American gold medal in **2015** and was named USA Baseball's Organizational Player of the Year.

TRANSACTIONS

- Selected by Atlanta in the sixth round of the 2021 MLB Draft out of Georgia Tech
- Acquired by the Tigers along with Jake Higginbotham from Atlanta in exchange for Joe Jiménez and cash considerations on December 7, 2022

JUSTYN-HENRY CONRAD MALLOY'S CAREER RECORD

Year	Club	AVG	G	AB	R	H	TB	2B	3B	HR	RBI	SH	SF	HB	BB	SO	SB	CS	OBP	SLG	E
2021	Augusta	.270	37	122	23	33	53	5	0	5	21	0	1	0	24	30	4	2	.388	.434	7
2022	Rome	.304	71	263	51	80	126	16	0	10	44	0	6	4	47	73	3	0	.409	.479	17
	Mississippi	.268	54	190	35	51	80	11	0	6	31	0	3	2	43	60	0	0	.403	.421	0
	Gwinnett	.280	8	25	5	7	11	1	0	1	6	0	1	0	7	5	2	0	.424	.440	0
MINOR LEAGUE TOTALS		.285	170	600	114	171	270	33	0	22	102	0	11	6	121	168	9	2	.404	.450	24



25

MATT MANNING

HT: 6-6 WT: 212 BT: R TH: R BORN: 1/28/1998 IN SACRAMENTO, CA

RIGHTHANDED PITCHER

Opening Day Age: 25 Residence: Elk Grove, CA

Major League Service: 1.098 Signed Through: 2023

How Obtained: Selected by the Tigers in the first round (ninth overall) of the 2016 MLB Draft

CAREER HIGHLIGHTS

- Selected to participate in the MLB Futures Game prior to the Major League Baseball All-Star Game in **2018** at Nationals Park in Washington, DC and in **2019** at Progressive Field in Cleveland.

SEASON HIGHLIGHTS

Limited to 12 starts during the **2022** season after missing much of the season due to injury.

- Made his season debut on April 11 vs. Boston, allowing just one run on one hit with two strikeouts in 6.0 innings...the outing was just the fourth since the start of the 2008 season where a Tigers pitcher no older than 24 years old tossed 6.0-or-more innings and allowed no more than one hit.
- Sidelined from April 20 (retroactive to April 17)-August 2 with right shoulder inflammation.
- Pitched into the seventh inning for the first time as a Major Leaguer on August 7 vs. Tampa Bay, tossing 7.0 shutout innings with four hits allowed, three walks and seven strikeouts...also threw 7.0 innings on August 19 vs. Los Angeles (NL) and September 16 vs. Chicago (AL).
- Struck out a career-high eight batters in 6.0 shutout innings on August 24 vs. San Francisco...was the first Tigers pitcher to toss at least 6.0 innings, allow no runs or walks and strike out at least eight since Michael Fulmer did so in a shutout at Texas on August 14, 2016.
- Placed on the 60-day injured list on September 29 with a right forearm strain and missed the rest of the season.

Made the first 18 starts of his Major League career in **2021**...also started seven games with Triple A Toledo.

- Put together his best start of the season for Toledo on June 9 vs. Louisville, picking up the win after allowing two runs on four hits with two walks and eight strikeouts in 6.0 innings.
- Made his Major League debut on June 17 at Los Angeles (AL), tossing 5.0 innings and allowing two runs on four hits with two walks and three strikeouts...struck out Justin Upton to end the second inning for his first big league punchout.
- Earned his first big league win on June 23 vs. St. Louis, allowing two runs on five hits with two walks and a strikeout in 5.2 innings...became the first Tigers starter to earn a win in one of his first two games since Michael Fulmer won his debut on April 29, 2016.



- Recorded his first career quality start and picked up the win on July 21 vs. Texas, throwing 6.0 innings and allowing two runs, one earned, on four hits with two walks and four strikeouts...became the first Tigers rookie to allow no more than two earned runs in five of his first six starts since Drew Smyly held opponents to two-or-fewer earned runs in each of his first six starts in 2012.
- Made his final three starts of the season against Chicago (AL)...according to the Elias Sports Bureau, he became the first Tigers pitcher to face the same opponent in three straight starts, all within a single season, since 1978 when Jim Slaton (June 1-13) and Milt Wilcox (May 31-June 12) had three consecutive starts vs. Milwaukee.
- Finished the season strong, working 5.0 shutout innings on October 2 at Chicago (AL), allowing two hits with one walk and a career-high seven strikeouts...allowed three runs-or-less in seven of his last nine appearances.

Spent the entire **2020** season at the alternate training site in Toledo.

- Ranked as the No. 4 prospect in the Tigers organization and the No. 30 prospect overall by *Baseball America* following the season.

Named the Tigers Minor League Pitcher of the Year in **2019** after making 24 starts and posting an 11-5 record with a 2.56 ERA (133.2IP/38ER) and 148 strikeouts.

- Selected to the Eastern League midseason and postseason All-Star Teams and was named an organization All-Star by MiLB...was also tabbed a Double A All-Star by *Baseball America*.
- Ranked second in the Eastern League in strikeouts and WHIP (0.98), while he was tied for second in opponent batting average (.192, 93x484), third in ERA, tied for third in wins, eighth in innings pitched and tied for eighth in games started.
- Earned Eastern League Pitcher of the Week honors for the week ending April 14 after throwing 7.0 shutout innings with one hit allowed and 10 strikeouts on April 10 vs. Altoona.
- Posted his second double-digit strikeout game of the season on May 21 at Hartford, fanning 10...added a third 10-strikeout performance on August 9 at New Hampshire.
- Named Tigers Minor League Pitcher of the Month in May, compiling a 2-1 record with a 1.44 ERA (31.1IP/5ER) and 34 strikeouts in five starts.
- Started five games during the month of August, and went 3-1 with a 2.28 ERA (27.2IP/7ER) and 33 strikeouts.
- Ranked as the No. 2 prospect in the Tigers organization, the No. 17 prospect in all of baseball and the third-best prospect in the Eastern League by *Baseball America* following the season...also rated as possessing the best curveball in Detroit's system.

Started 22 games in **2018**, pitching at Single A West Michigan, Single A Lakeland and Double A Erie.

- Named a Tigers organization All-Star by MiLB.com.
- Sidelined from April 5-20 with a left oblique muscle strain.
- Struck out 10 batters in just 3.2 innings in his season debut on April 20 at Great Lakes...also had 10 punchouts on August 23 at Daytona.
- Threw at least 5.0 innings and allowed three runs-or-less in 13 consecutive starts from June 10-August 29, posting a 6-4 record with a 2.44 ERA (77.1IP/21ER) and 93 strikeouts.
- Rated as the No. 2 prospect in the Tigers organization, the No. 50 prospect overall and the sixth-best prospect in both the Midwest League and Florida State League by *Baseball America* following the season.... also rated as possessing the best fastball in Detroit's system.

Combined to make 14 starts between Single A Connecticut and Single A West Michigan in **2017**.

- Posted a 1-1 record with a 1.69 ERA (21.1IP/4ER) with 24 strikeouts over his first six starts of the season from June 20-July 17.
- Ranked as the No. 3 prospect in the Detroit Minor League system, the No. 78 prospect overall and the fourth-best prospect in the New York-Penn League by *Baseball America* following the season.

Began his professional career in **2016**, making 10 starts with the GCL Tigers West.

- Allowed three earned runs-or-less over his final eight starts of the season from July 14-August 27, compiling a 0-1 record with a 2.25 ERA (24.0IP/6ER) and 36 strikeouts.
- Rated as the top prospect in the Tigers organization, the No. 61 prospect overall and the second-best prospect in the Gulf Coast League by *Baseball America* following the season.

AMATEUR HIGHLIGHTS

- Attended Sheldon (CA) High School, where he was named a Rawlings-Perfect Game first team All-American as a senior in **2016**.
- Was also selected a Perfect Game underclass high honorable mention All-American as a junior in **2015**.



2023 TIGERS

TRANSACTIONS

- Selected by the Tigers in the first round (ninth overall) of the 2016 MLB Draft out of Elk Grove High School (CA) (signing scout: Scott Cerny)
- On injured list, April 5-20, 2018 (left oblique muscle strain)
- On injured list, April 17-August 2, 2022 (right shoulder inflammation)
- On injured list, September 29-November 10, 2022 (right forearm strain)

MATTHEW (MATT) GEORGE MANNING'S CAREER RECORD

Year	Club	W-L	ERA	G	GS	CG	SHO	SV	IP	H	TBF	R	ER	HR	HB	BB	SO	WP	BK	AVG
2016	GCL Tigers West	0-2	3.99	10	10	0	0	0	29.1	27	122	18	13	2	1	7	46	0	0	.237
2017	Connecticut	2-2	1.89	9	9	0	0	0	33.1	27	139	10	7	0	2	14	36	1	0	.223
	West Michigan	2-0	5.60	5	5	0	0	0	17.2	14	79	11	11	0	1	11	26	2	0	.209
2018	West Michigan	3-3	3.40	11	11	0	0	0	55.2	47	237	22	21	3	2	28	76	4	0	.229
	Lakeland	4-4	2.98	9	9	0	0	0	51.1	32	205	17	17	4	1	19	65	2	0	.176
	Erie	0-1	4.22	2	2	0	0	0	10.2	11	46	6	5	0	1	4	13	1	1	.282
2019	Erie	11-5	2.56	24	24	0	0	0	133.2	93	527	42	38	7	2	38	148	5	0	.192
2020	Did Not Play																			
2021	Toledo	1-3	8.07	7	7	0	0	0	32.1	40	144	29	29	11	0	10	36	2	0	.303
	DETROIT	4-7	5.80	18	18	0	0	0	85.1	96	385	59	55	10	3	33	57	1	0	.279
2022	Lakeland#	0-0	0.00	1	1	0	0	0	2.0	1	7	0	0	0	0	1	0	0	0	.167
	Toledo#	1-1	2.66	6	6	0	0	0	20.1	19	87	6	6	0	1	10	23	1	0	.257
	DETROIT	2-3	3.43	12	12	0	0	0	63.0	55	263	27	24	6	1	19	48	2	0	.231
MINOR LEAGUE TOTALS		24-21	3.42	84	84	0	0	0	386.1	311	1593	161	147	27	11	142	469	18	1	.218
MAJOR LEAGUE TOTALS		6-10	4.79	30	30	0	0	0	148.1	151	648	86	79	16	4	52	105	3	0	.259

MAJOR LEAGUE CAREER FIELDING

	G	TC	PO	A	E	DP	PCT
Pitcher	30	29	14	15	0	1	1.000

MAJOR LEAGUE CAREER HIGHS

Longest Winning Streak in Games with Decision: No Major League winning streak

Longest Losing Streak in Games with Decision: 2 (three times) - last, September 27, 2021-August 19, 2022

Strikeouts: 8 - August 24, 2022 vs. San Francisco

Walks: 5 (twice) - last, September 21, 2022 at Baltimore

Innings (starter): 7.0 (three times) - last, September 16, 2022 vs. Chicago (AL)

Innings (reliever): No Major League relief appearances



9

NICK MATON

HT: 6-2 WT: 195 BT: L TH: R BORN: 2/18/1997 IN CHATHAM, IL

INFIELDER

Opening Day Age: 26 Residence: Chatham, IL

Major League Service: 1.034 Signed Through: 2023

How Obtained: Acquired by the Tigers along with Donny Sands and Matt Vierling from Philadelphia in exchange for Kody Clemens and Gregory Soto on January 7, 2023

SEASON HIGHLIGHTS

Split the 2022 season between Triple A Lehigh Valley and Philadelphia.

- Reached base in all five plate appearances for Lehigh Valley on May 20 at Rochester, going 4x4 with three doubles, a home run and four RBI.
- Sideline from June 4-July 26 with a right shoulder sprain.
- Finished a triple shy of the cycle and tied a career high with four RBI on August 7 vs. Washington.
- Recorded his first career walk-off hit on August 23 vs. Cincinnati with a pinch-hit RBI single in the ninth inning.
- Homered in consecutive games for the first time in his career on September 8 vs. Miami and September 10 vs. Washington.
- Hit his second home run of the season against Sandy Alcantara on September 13 at Miami...was the only Major League player with multiple homers against Alcantara in 2022.
- Singled against his brother, Phil, in the final game of the regular season on October 5 at Houston.
- Made one appearance for the Phillies in the postseason, pinch hitting in Game 2 of the World Series.
- Ranked as the No. 22 prospect in the Phillies organization by *Baseball America*.

Saw the first Major League action of his career in 2021, playing in 52 games with Philadelphia.



- Made his Major League debut on April 19 vs. San Francisco, starting at shortstop and going 1x4...recorded his first big league hit against Kevin Gausman with a sixth inning single...at 24 years, 60 days old, became the youngest Phillies player to make his Major League debut at shortstop since Jimmy Rollins (21 years, 295 days) on September 17, 2000 vs. Florida.
- Had five hits in his first three career games...only four left-handed hitting Phillie players ever have had more hits in the first three career games: Richie Ashburn, Art Mahan, John Bolling and Ralph Caldwell, who all had six hits.
- Collected multiple hits in four straight games from April 21-25.
- Had 11 hits in his first six career games...in the Modern Era (since 1900), Art Mahan is the only Phillie to have more hits in his first six career games (12 hits in 1940).
- Hit safely in his first six big league games, the first Phillies player to do so since Jimmy Rollins in 2000.
- Became the first Phillies player with at least five multi-hit games in his first 10 career games since September 2000, when Jimmy Rollins did so (six multi-hit games in first 10).
- Hit his first career home run on May 16 at Toronto off Robbie Ray...added a second home run off Ray later in the game.
- Made his first career professional pitching appearance on June 28 at Cincinnati, striking out Tony Santillan.
- Rated as the No. 20 prospect in the Phillies organization by *Baseball America* following the season.

Worked out at the Phillies alternate training site in **2020**.

- Was ranked as the No. 10 prospect in the Phillies organization by *Baseball America* following the season.

Played in 93 games with Single A Clearwater in **2019** before a late season promotion to Double A Reading.

- Named a Phillies Organization All-Star by MiLB.com for the second consecutive season.
- Selected to the Florida State League midseason All-Star Team.
- Drove in five and went 2x5 with a triple and a home run on April 15 at Florida.
- Had seven consecutive multi-hit games from May 6-14, going 17x29 with three doubles, a home run and six RBI.
- Hit .337/.392/.438 with six doubles, a home run and 11 RBI in 23 games during May.
- Played in three games for Scottsdale in the Arizona Fall League and went 4x12 with a double, a home run and two RBI.
- Was ranked as the No. 10 prospect in the Phillies organization by *Baseball America* following the season.

Spent the entire **2018** season with Single A Lakewood, playing in 114 games.

- Selected as a Phillies Organization All-Star by MiLB.com.
- Named a South Atlantic League midseason All-Star...won Defensive Player of the Game in the SAL All-Star Game.
- Led all qualifying SAL shortstops with a .966 fielding percentage.
- Finished the month of July hitting .310/.378/.494 with seven doubles, three triples, a home run and 13 RBI in 24 games.
- Homered in Game 1 of the SAL Championship Series on September 10 at Lexington.

Began his professional career in **2017** with Single A Williamsport, playing in 58 games.

- Ranked tied for ninth in the New York-Penn League with 34 runs scored, while he was tied for 10th with 30 walks...among NYPL shortstops, he ranked first with 175 assists and tied for first with 33 double plays.
- Had a season-high four hits on July 19 at State College, going 4x5 with a run scored, a double and a RBI.

TRANSACTIONS

- Selected by Oakland in the 40th round of the 2015 MLB Draft out of Glenwood HS (IL), but did not sign
- Selected by Philadelphia in the seventh round of the 2017 MLB Draft out of Lincoln Land Community College (IL)
- On injured list, June 4-July 26, 2022 (right shoulder sprain)
- Acquired by the Tigers along with Donny Sands and Matt Vierling from Philadelphia in exchange for Kody Clemens and Gregory Soto on January 7, 2023

NICK MATON'S CAREER RECORD

Year	Club	AVG	G	AB	R	H	TB	2B	3B	HR	RBI	SH	SF	HB	BB	SO	SB	CS	OBP	SLG	E
2017	Williamsport	.252	58	210	34	53	70	9	1	2	13	0	3	3	30	47	10	5	.350	.333	9
2018	Lakewood	.256	114	406	52	104	164	26	5	8	51	5	7	5	43	103	5	3	.330	.404	15
2019	Clearwater	.276	93	337	35	93	128	14	3	5	45	1	2	3	41	71	11	8	.358	.380	10
	Reading	.210	21	62	6	13	22	3	0	2	6	0	1	0	9	14	1	1	.306	.355	2
2020	Did Not Play																				
2021	Lehigh Valley	.199	63	206	29	41	71	11	2	5	27	2	2	4	38	60	3	2	.332	.345	2
	Philadelphia	.256	52	117	16	30	45	7	1	2	14	1	1	2	10	39	2	0	.323	.385	4
2022	Clearwater#	.294	4	17	2	5	6	1	0	0	4	0	0	0	0	0	0	0	.294	.353	0
	Lehigh Valley	.261	57	211	33	55	92	20	1	5	35	0	2	3	34	55	3	1	.368	.436	6
	Philadelphia	.250	35	72	13	18	37	2	1	5	17	0	2	1	10	29	0	0	.341	.514	0
MINOR LEAGUE TOTALS		.251	410	1449	191	364	553	84	12	27	181	8	17	18	195	350	33	20	.344	.382	44
MAJOR LEAGUE TOTALS		.254	87	189	29	48	82	9	2	7	31	1	3	3	20	68	2	0	.330	.434	4



CAREER FIELDING

	G	TC	PO	A	E	DP	PCT
Second Base	31	90	30	60	0	11	1.000
Third Base	2	5	1	4	0	0	1.000
Shortstop	22	65	18	43	4	13	.938
Outfield	20	27	25	2	0	0	1.000
Pitcher	3	0	0	0	0	0	---

CAREER HIGHS

Hits: 3 (three times) - last, August 7, 2022 vs. Washington

Home Runs: 2 - May 16, 2021 at Toronto

RBI: 4 (twice) - last, August 7, 2022 vs. Washington

Stolen Bases: 1 (twice) - last, May 16, 2021 at Toronto

Hitting Streak: 6 - April 19-25, 2021



17

AUSTIN MEADOWS

HT: 6-3 WT: 220 BT: L TH: L BORN: 5/3/1995 IN ATLANTA, GA

OUTFIELDER

Opening Day Age: 27 **Residence:** Apollo Beach, FL

Major League Service: 4.074 **Signed Through:** 2023

How Obtained: Acquired by the Tigers from Tampa Bay in exchange for Isaac Paredes and a Competitive Balance Round B pick on April 5, 2022

CAREER HIGHLIGHTS

- Named to the American League All-Star Team in **2019** with Tampa Bay.
- Selected AL Player of the Month in September, **2019** and was National League Rookie of the Month in May, **2018**.
- Earned AL Player of the Week twice in his career, picking up the honor for the week ending April 14, **2019** and September 8, **2019**.
- Selected to participate in the Futures Game prior to the **2016** All-Star Game at Petco Park in San Diego... missed the game due to an injury.

SEASON HIGHLIGHTS

Limited to 36 games in his first season with the Tigers in **2022** after spending much of the year on the injured list.

- Reached base four times in his Tigers debut on April 8 vs. Chicago (AL), going 1x2 with a triple and three walks...marked his third career game with three walks.
- Hit safely in his first six games of the season, going 10x21 with five runs scored, a triple, two RBI and three walks...was the longest hitting streak to start a season in his career and tied for the fifth-longest by any Tigers player since 2013.
- Voted Tigers Player of the Month for April, hitting .328/.434/.422 with two doubles, two triples and 11 RBI in 18 games...led the Tigers in most offensive categories, including all three slashline rates, hits (21), doubles, runs (8), RBI, walks (10) and total bases (27).
- Sidelined from May 16-June 7 with vertigo.
- On the COVID injured list from June 17-28.
- Placed on the injured list on June 28 with an achilles tendon strain and missed the rest of the season.

Played in a career-high 142 games with Tampa Bay in **2021**.

- Ranked seventh in the American League with 106 RBI, which were tied for the fifth most in franchise history and the most since Evan Longoria drove in 113 runs in 2009...led the Majors with 19 game-winning RBI, which was a club record, while he ranked tied for third in the big leagues with 29 go-ahead RBI, tying Fred McGriff in 2000 for the most in a season in franchise history.
- Homered off Yimi Garcia on Opening Day at Miami, his second career Opening Day homer...became the fourth player with multiple Opening Day homers for the Rays, joining Evan Longoria (4), Gerald Williams (2) and Ben Zobrist (2).
- Drove in a career high five runs and recorded his second career multi-homer game on May 4 at Los Angeles (AL)...was the first Ray to have two homers and five RBI in a game since Eric Sogard on August 3, 2019 vs. Miami...was the second time in club history a player hit multiple homers off the same reliever in a single game, joining B.J. Upton on September 9, 2012 vs. Texas...also had multi-homer performances on July 24 at Cleveland and July 29 vs. New York (AL).

- Entered as a pinch hitter on July 18 at Atlanta and hit a sacrifice fly in both the fifth and seventh innings, the first Ray with two in the same game since Evan Longoria on August 29, 2016 at Boston...became the first player in franchise history to enter off the bench and record a pair of sacrifice flies and was the first player in the Majors to achieve that since Boston's Bobby Kielty in game one of a doubleheader on August 24, 2007 at Chicago (AL).
- Recorded the first walk-off hit of his career on July 21 vs. Baltimore, a two-run, walk-off single with two outs in the ninth inning...became the fourth Ray to have a walk-off hit with the team down to its final strike, joining Carl Crawford on March 31, 2003 vs. Boston, Andy Sheets on August 15, 2002 vs. Cleveland and Randy Winn on May 11, 2002 vs. Baltimore.
- Hit a go-ahead single off Bryan Shaw in the 10th inning on July 22 at Cleveland...according to the Elias Sports Bureau, became the second player in Rays history with go-ahead hits in the ninth inning or later of back-to-back games, joining Gerald Williams on July 30, 2000 at Kansas City and August 1, 2000 vs. Cleveland.
- Drew a pair of bases-loaded walks on August 19 vs. Baltimore, the first player in club history to have multiple bases-loaded walks in the same game.
- Hit a game-tying, inside-the-park home run to lead off the ninth inning on September 6 at Boston, the first of his career...was the third time the Rays hit an inside-the-park homer at Fenway Park, following Denard Span in 2018 and Kevin Kiermaier in 2014...was the Majors' first game-tying, inside-the-park homer in the ninth inning or later since Kansas City's Mark Teahan in the ninth inning on May 27, 2008 vs. Minnesota.
- Appeared in three games during the ALDS against the Red Sox...hit a two-run homer off Nathan Eovaldi in the first inning of Game 3, his third career postseason homer.

Played in 36 games with Tampa Bay in the COVID-shortened **2020** season.

- Began the season on the COVID injured list and was reinstated on August 4.
- Hit the fifth leadoff homer of his career on September 12 vs. Boston...the homer came on a 99.6 MPH pitch, the highest velocity to end in a Rays home run since Statcast data is available (2015).
- Sidelined on September 18 with a left oblique strain and missed the rest of the regular season.
- Played in 16 games, including 11 starts, during the Rays run to the World Series...in Game 5 of the ALDS vs. New York (AL), hit a game-tying solo homer off Gerrit Cole in the fifth inning, the seventh game-tying postseason homer in club history and first in a "winner take all" game...was the third game-tying homer when facing elimination, joining Evan Longoria in Game 3 of the 2013 ALDS vs. Boston and Rocco Baldelli in Game 5 of the 2008 World Series at Philadelphia.

Led the Rays in batting average (.291), slugging percentage (.558), runs scored (83), home runs (33) and RBI (89) in **2019**.

- Selected to the American League All-Star Team, the first of his career...entered the game in the fourth inning as a defensive replacement and played two innings in left field one inning in right...grounded out to first base in his only at-bat.
- Named co-winner of the Don Zimmer Award as the club's Most Valuable Player along with Charlie Morton, as voted on by the Tampa Bay chapter of the BBWAA.
- Ranked tied for fifth in the AL in triples (7), sixth in slugging percentage and eighth in OPS (.922).
- Became the 10th player in franchise history with a 30-homer season and the second-youngest to do it behind 23-year-old Evan Longoria in 2009...his 33 homers were the second-most in the AL by a player age-24 or younger, behind New York (AL)'s Gleyber Torres (38)...his 33 homers were the second-most by a Rays outfielder, behind Aubrey Huff's 34 homers in 2003.
- Led the AL in batting average through June 10, hitting .341...was the fourth player in franchise history to lead the AL batting race into the month of June (or later)...he joined Corey Dickerson in 2017 (led the AL with a .330 average through June 26), Jason Bartlett in 2009 (.373 through June 6) and Matt Joyce in 2011 (.364 through June 2).
- Homered in three consecutive games on four different occasions: April 9-12 at Chicago (AL)/at Toronto, May 26-28 at Cleveland/ vs. Toronto, July 14-18 at Baltimore/at New York (AL) and July 31-August 3 at Boston/ vs. Miami...became the first player in franchise history with four separate instances of this in a single season.
- Hit his first career leadoff home run on Opening Day vs. Houston off Justin Verlander...was the second time in franchise history there was a leadoff homer on Opening Day, following Gerald Williams on April 3, 2000 at Minnesota off Brad Radke.
- Had four hits and four RBI on April 9 at Chicago (AL), the first Ray to do so since Steven Souza Jr. on April 6, 2016 vs. Toronto...at the time, became the second player in franchise history to do that from the leadoff spot, joining B.J. Upton on June 21, 2009 at New York (NL).
- Recorded his first career multi-homer game on April 12 at Toronto, hitting solo homers in the first and third innings.
- Homered in three consecutive games from April 9-12 at Chicago (AL)/at Toronto...was the second player in franchise history with at least three hits and one home run in three consecutive games, joining Evan Longoria from June 25-27, 2008 at Florida/at Pittsburgh...finished this stretch with 10 hits, four home runs and nine RBI, the first leadoff hitter to reach all those numbers in a three-game span since RBI became an official stat in 1920, according to Stats LLC.
- Named AL Player of the Week for April 8-14, the first Ray to win it since Steven Souza Jr. from April 17-23, 2017...hit .545/.630/1.182 with two doubles, four home runs and 12 RBI in six games...led the AL in



batting average, on-base percentage, slugging percentage and RBI, while he was tied for first in hits and third in home runs.

- Sidelined from April 21-May 10 with a right thumb sprain.
- Hit a go-ahead solo homer in the 11th inning off Luis Cessa on May 18 at New York (AL) for his first career extra-inning homer...was the second time in franchise history the Rays hit an extra-inning homer at Yankee Stadium, following Carlos Pena on May 6, 2009 in the 10th inning off Phil Coke.
- Recorded seven hits, two home runs and six RBI over two games on May 26 at Cleveland and May 27 vs. Toronto...according to Stats LLC, the only other times in club history a player matched those numbers over a two-game span were Meadows from April 9-10 at Chicago (AL) and Ben Zobrist in a doubleheader on April 28, 2011 at Minnesota.
- Notched the 12th steal of home in Rays franchise history in the third inning on May 31 vs. Minnesota as part of a double steal with Willy Adames.
- Hit his fourth career leadoff homer in the first game of the doubleheader on July 18 at New York (AL)...Yandy Diaz followed with another homer, marking the second time in club history the Rays hit back-to-back homers to lead off the first inning.
- Earned AL Player of the Week honors for September 2-8, becoming the third player in club history to earn multiple Player of the Week honors in one season, joining James Shields (2) in 2011 and Evan Longoria (3) in 2009...hit .522/.593/1.130 with two doubles, four home runs and eight RBI in seven games...led the AL in batting average, on-base percentage, slugging percentage and total bases (26), while he was tied for first in hits (12), home runs and runs scored (9) and tied for second in RBI.
- Hit a go-ahead, solo home run in the 11th inning on September 18 at Los Angeles (NL)...became the fifth Ray all-time with multiple extra-inning homers in a season, and the first visiting player in Major League history to homer in extra innings at both Yankee Stadium and Dodger Stadium in the same season...was the first visiting player to homer in extras at both venues spanning an entire career since Joe Carter (1990 at Los Angeles (NL), 1994 at New York (AL)).
- Posted a career-high, 16-game hitting streak from September 1-18...hit .407/.493/.915 with six doubles, eight home runs and 19 RBI during the streak.
- Named AL Player of the Month for September, hitting .378/.472/.744 with six doubles, nine home runs and 20 RBI...ranked second in the AL in batting average, on-base percentage, slugging percentage and runs scored (24), tied for fourth in homers and tied for seventh in RBI...became the third Ray to win AL Player of the Month, joining B.J. Upton (June 2009) and Evan Longoria (April 2009)...his .378 batting average was the best in club history for September (min. 50 at-bats), passing Carl Crawford, who hit .376 in 2010.
- Started all six games during the postseason...hit a two-run double off Wade Miley in the fourth inning of Game 3 of the ALDS vs. Houston.

Began the **2018** season in the Pirates organization before being traded to the Rays on July 31.

- Made his Major League debut on May 18 vs. San Diego and went 2x4...his first career hit was a fourth inning single off Tyson Ross.
- Hit his first career home run on May 20 vs. San Diego, a two-run shot off Jordan Lyles in the sixth inning.
- Finished a triple shy of the cycle on May 29 vs. Chicago (NL), going 3x5 with a double, a home run and a RBI...according to the Elias Sports Bureau, became the fifth player to debut in the Expansion Era (since 1961) to hit .400 with four home runs within his first 40 at-bats, joining Albert Pujols, Jeff Francoeur, Brian Giles and Yasiel Puig.
- Named National League Rookie of the Month for May despite playing in only 13 games following his May 18 recall...hit .409/.426/.795 with three doubles, a triple, four home runs and seven RBI...became the first Pirate to receive the honor since Jung Ho Kang in July, 2015...from the date of his debut through the end of the month, led NL rookies in batting average, on-base percentage and slugging percentage, was tied for second in home runs and third in RBI.
- Following the trade to Tampa Bay, joined Triple A Durham and from August 1 through the end of the Triple A season, he led the International League with 10 home runs...had a two-homer game on August 11 vs. Scranton and a three-homer game on August 29 at Charlotte.
- Had three hits off the bench on September 21 at Toronto, becoming the third player in club history to have three hits in a game he didn't start, joining Sam Fuld on August 28, 2019 at Texas and Aaron Ledesman in the first game of a doubleheader on August 29, 1998 vs. Detroit...was the first Ray with three hits and three RBI off the bench.
- Ranked as the No. 5 prospect in the International League by *Baseball America* following the season.

Limited to 72 games with Triple A Indianapolis in **2017** due to two separate stints on the injured list.

- Played in 27 games with Indianapolis in May, hitting .300/.358/.445 with 10 doubles, two home runs and 17 RBI.
- Sidelined from June 22-August 15 with a right hamstring strain.
- On the injured list from September 1-15 with a right oblique muscle strain.
- Ranked as the No. 2 prospect in the Pirates player development system and the No. 44 prospect in all of baseball by *Baseball America* following the season...also rated as the best athlete and as possessing the best strike-zone discipline in the Pirates system.

Combined to play in 82 games between Double A Altoona and Triple A Indianapolis in **2016**.

- Named a Pirates Organization All-Star by MiLB.com for the second straight season.

- Established an Altoona record with a 24-game hitting streak prior to his promotion...also hit safely in his first two games for Indianapolis to extend his hitting streak to 26 games, the longest for a Pirates Minor Leaguer since 2009...over the 26 games, he went 42x103 with 12 doubles, seven triples, seven home runs and 21 RBI.
- Sidelined from July 1-August 6 with a right hamstring strain.
- Rated as the top prospect in the Pirates organization, the No. 6 prospect in all of baseball, the third-best prospect in the Eastern League and the No. 7 prospect in the International League by *Baseball America* following the season.

Spent most of the **2015** season with Single A Bradenton before a late-season promotion to Double A Altoona.

- Named to the Florida State League midseason and postseason All-Star Teams, while he was named a Pirates Organization All-Star by MiLB.com.
- Led the Florida State League in hits (156) and total bases (207), while he was third in batting average (.307) and runs scored (72) and fifth in on-base percentage (.357).
- Played for Glendale in the Arizona Fall League and hit .169/.194/.308 with two doubles, two triples, one home run and 11 RBI in 16 games...named to the AFL Rising Stars Game.
- Ranked as the No. 2 prospect in the Pirates organization, the No. 22 prospect in all of baseball and the No. 3 prospect in the FSL by *Baseball America* following the season.

Appeared in just 38 games with Single A West Virginia in **2014** after missing most of the season with an injury.

- Sidelined from May 30-July 12 with a left hamstring strain.
- Named South Atlantic League Player of the Week for the week ending August 10 after going 12x25 with five runs scored, four doubles, two home runs and seven RBI.
- Ranked as the No. 3 prospect in the Pirates organization, the No. 41 prospect in all of baseball and the No. 6 prospect in the SAL by *Baseball America* following the season.

Started his professional career in **2013**, playing for both the GCL Pirates and Single A Jamestown.

- Named to the Gulf Coast League postseason All-Star Team.
- Ranked third in the GCL in slugging percentage (.519), while he was tied for third in extra-base hits (21) and fifth in total bases (83).
- Rated as the No. 4 prospect in the Pirates organization, the No. 49 prospect in all of baseball and the top prospect in the GCL by *Baseball America* following the season...also rated as possessing the best strike-zone discipline in the Pirates system.

AMATEUR HIGHLIGHTS

- Selected by the Pirates in the first round (ninth overall) of the **2013** MLB Draft out of Grayson High School...hit .535 with 14 doubles, four home runs and 28 RBI as a senior.
- Helped his team win gold and earned All-Tournament recognition at the International Baseball Federation's 16U World Youth Championships in Mexico in **2011**.

TRANSACTIONS

- Selected by Pittsburgh in the first round (ninth overall) of the 2013 MLB Draft out of Grayson HS (GA)
- On injured list, May 30-July 12, 2014 (left hamstring strain)
- On injured list, July 1-August 6, 2016 (right hamstring strain)
- On injured list, June 22-August 15, 2017 (right hamstring strain)
- On injured list, September 1-15, 2017 (right oblique muscle strain)
- Acquired by Tampa Bay along with Tyler Glasnow and a player to be named later (Shane Baz) from Pittsburgh in exchange for Chris Archer on July 31, 2018
- On injured list, April 21-May 10, 2019 (right thumb sprain)
- On injured list, July 16-August 4, 2020
- On injured list, September 18-28, 2020 (left oblique muscle strain)
- Acquired by the Tigers from Tampa Bay in exchange for Isaac Paredes and a Competitive Balance Round B pick on April 5, 2022
- On injured list, May 16-June 7, 2022 (vertigo)
- On injured list, June 17-28, 2022
- On injured list, June 28-November 10, 2022 (achilles tendon strain)



2023 TIGERS

AUSTIN WADE MEADOWS' CAREER RECORD

Year	Club	AVG	G	AB	R	H	TB	2B	3B	HR	RBI	SH	SF	HB	BB	SO	SB	CS	OBP	SLG	E
2013	GCL Pirates	.294	43	160	29	47	83	11	5	5	20	1	0	4	24	42	3	2	.399	.519	1
	Jamestown	.529	5	17	8	9	15	0	0	2	2	0	0	0	5	4	0	0	.636	.882	0
2014	GCL Pirates#	1.000	2	4	1	4	8	2	1	0	1	0	0	0	2	0	0	0	1.000	2.000	0
	Bristol#	.071	5	14	2	1	1	0	0	0	0	0	0	0	3	3	0	0	.235	.071	0
2015	West Virginia	.322	38	146	18	47	71	13	1	3	15	0	2	3	14	30	2	3	.388	.486	3
	Bradenton	.307	121	508	72	156	207	22	4	7	54	4	3	0	41	79	20	7	.357	.407	2
	Altoona	.360	6	25	5	9	17	2	3	0	1	0	0	1	2	5	1	0	.429	.680	0
2016	West Virginia#	.200	5	15	0	3	5	2	0	0	0	0	0	2	2	1	0	0	.294	.333	1
	Altoona	.311	45	167	33	52	102	16	8	6	23	1	5	1	16	32	9	3	.365	.611	2
	Indianapolis	.214	37	126	16	27	58	7	3	6	24	0	3	1	15	34	8	2	.297	.460	2
2017	GCL Pirates#	.538	4	13	3	7	14	2	1	1	7	0	0	0	1	2	0	0	.571	1.077	1
	West Virginia#	.238	5	21	2	5	6	1	0	0	3	0	0	0	3	3	0	0	.333	.286	0
	Indianapolis	.250	72	284	48	71	102	19	0	4	36	0	2	2	24	50	11	3	.311	.359	0
2018	Indianapolis	.279	42	165	27	46	65	13	0	2	21	3	1	1	9	24	11	1	.318	.394	0
	Durham	.344	27	96	19	33	74	11	0	10	22	0	1	1	8	13	1	1	.397	.771	1
	Pittsburgh	.292	49	154	16	45	72	8	2	5	13	0	2	1	8	35	4	1	.327	.468	2
2019	Tampa Bay	.250	10	24	3	6	10	1	0	1	4	0	0	0	2	5	1	0	.308	.417	0
	Tampa Bay	.291	138	530	83	154	296	29	7	33	89	0	0	7	54	131	12	7	.364	.558	2
	Tampa Bay	.205	36	132	19	27	49	8	1	4	13	0	2	1	17	50	2	1	.296	.371	0
2020	Tampa Bay	.234	142	518	79	121	237	29	3	27	106	0	8	6	59	122	4	3	.315	.458	2
2022	Toledo#	.147	10	34	4	5	8	0	0	1	4	0	1	0	4	7	0	0	.231	.235	0
	DETROIT	.250	36	128	9	32	42	6	2	0	11	0	0	3	16	17	0	1	.347	.328	0
MINOR LEAGUE TOTALS		.291	467	1795	287	522	836	121	26	47	233	9	18	14	173	329	66	22	.355	.466	13
AL TOTALS		.255	362	1332	193	340	634	73	13	65	223	0	10	17	148	325	19	12	.335	.476	4
DETROIT TOTALS		.250	36	128	9	32	42	6	2	0	11	0	0	3	16	17	0	1	.347	.328	0
NL TOTALS		.292	49	154	16	45	72	8	2	5	13	0	2	1	8	35	4	1	.327	.468	2
MAJOR LEAGUE TOTALS		.259	411	1486	209	385	706	81	15	70	236	0	12	18	156	360	23	13	.334	.475	6

MAJOR LEAGUE CAREER FIELDING

	G	TC	PO	A	E	DP	PCT
Outfield	272	466	451	9	6	1	.987

MAJOR LEAGUE CAREER HIGHS

Hits: 4 (twice) - last, May 26, 2019 at Cleveland
Home Runs: 2 (four times) - last, July 29, 2021 vs. New York (AL)
RBI: 5 (three times) - last, July 29, 2021 vs. New York (AL)
Stolen Bases: 1 (23 times) - last, September 17, 2021 vs. Detroit
Hitting Streak: 16 - September 1-18, 2019



22

PARKER MEADOWS

HT: 6-5 WT: 185 BT: L TH: R BORN: 11/2/1999 IN SNELLVILLE, GA

OUTFIELDER

Opening Day Age: 23 Residence: Winter Springs, FL

Major League Service: 0.000 Signed Through: 2023

How Obtained: Selected by the Tigers in the second round of the 2018 MLB Draft

SEASON HIGHLIGHTS

Spent most of the 2022 season with Double A Erie, playing in 113 games with the SeaWolves.

- Named to the Eastern League postseason All-Star Team and was selected a Tigers Organization All-Star by MiLB.com.
- Ranked tied for fourth in the EL with six triples, while he was fifth with a .275 (117x425) batting average, eighth with a .354 on-base percentage, tied for eighth with an .820 OPS, tied for ninth with 117 hits and tied for 10th with 198 total bases.
- Began the season with Single A West Michigan and earned Midwest League Player of the Week honors for the week ending April 17, slashing .296/.321/.741 with four doubles, one triple, two home runs and three RBI.
- Hit safely in 10 straight games from June 4-16, going 12x32 with a double, two triples, two home runs and four RBI.
- Voted Tigers Minor League Player of the Month for August, hitting .290/.370/.600 with five doubles, one triple, eight home runs and 15 RBI in 27 games.



- Went 6x20 with a double, a home run and two RBI in five games during the EL playoffs.
- Played for Salt River in the Arizona Fall League, hitting .224/.303/.433 with three doubles, one triple, three home runs and seven RBI in 24 games.
- Ranked as the No. 12 prospect in the Tigers organization by *Baseball America* following the season...also rated as the best athlete and the best defensive outfielder in the Tigers system.

Played in 94 games with Single A West Michigan in **2021**.

- On the injured list from May 27-June 19.
- Had a 10-game hitting streak from July 7-16, going 10x36 with two doubles, two home runs and seven RBI.
- Ranked as the No. 26 prospect in the Tigers organization by *Baseball America* following the season...also rated as the fastest baserunner in the Tigers system.

Worked out remotely during the **2020** season as a result of the COVID-19 pandemic.

- Ranked as the No. 13 prospect in the Tigers organization by *Baseball America* following the season...also rated the best athlete and the fastest baserunner in the Tigers system.

Spent the entire **2019** season with Single A West Michigan, playing in 126 games.

- Had a season-high four hits with three runs scored, a double and a RBI on July 17 at Beloit.
- Posted a 10-game hitting streak from August 11-21, going 13x42 with two doubles, two triples and five RBI.
- Ranked as the No. 12 prospect in the Tigers player development system by *Baseball America* following the season...also rated the best athlete and the fastest baserunner in the organization.

Began his professional career in **2018**, playing in 28 games between the GCL Tigers West and Single A Connecticut.

- Ranked as the No. 7 prospect in the Tigers organization and the No. 11 prospect Gulf Coast League by *Baseball America* following the season...also rated as the best athlete in the organization.

TRANSACTIONS

- Selected by the Tigers in the second round of the 2018 MLB Draft out of Grayson HS (GA) (signing scout: Bryson Barber)
- On injured list, May 27-June 19, 2021

PARKER KEITH MEADOWS' CAREER RECORD

Year	Club	AVG	G	AB	R	H	TB	2B	3B	HR	RBI	SH	SF	HB	BB	SO	SB	CS	OBP	SLG	E
2018	GCL Tigers West	.284	22	74	16	21	37	2	1	4	8	0	0	3	8	25	3	1	.376	.500	0
	Connecticut	.316	6	19	4	6	7	1	0	2	0	0	0	2	6	0	0		.381	.368	0
2019	West Michigan	.221	126	443	52	98	138	15	2	7	40	7	5	2	47	113	14	8	.296	.312	5
2020	Did Not Play																				
2021	Lakeland#	.273	3	11	2	3	4	1	0	0	1	0	0	1	0	3	0	0	.333	.364	0
	West Michigan	.208	94	355	50	74	117	15	2	8	44	5	5	6	37	99	9	8	.290	.330	1
2022	West Michigan	.230	14	61	16	14	32	4	1	4	7	1	0	1	4	18	0	0	.288	.525	0
	Erie	.275	113	425	64	117	198	21	6	16	51	0	8	4	52	90	17	2	.354	.466	3
MINOR LEAGUE TOTALS		.240	378	1388	204	333	533	59	12	39	153	13	18	17	150	354	43	19	.318	.384	9



12 CASEY MIZE

HT: 6-3 WT: 212 BT: R TH: R BORN: 5/1/1997 IN SPRINGVILLE, AL

RIGHTHANDED PITCHER

Opening Day Age: 25

Residence: St. Petersburg, FL

Major League Service: 2.111

Signed Through: 2023

How Obtained: Selected by the Tigers in the first round (first overall) of the 2018 MLB Draft

SEASON HIGHLIGHTS

Started only two games for the Tigers in **2022** after suffering a season-ending injury in April.

- Placed on the injured list on April 15 with a right elbow sprain and missed the rest of the season after undergoing Tommy John surgery.

Completed his first full Major League season in **2021**, starting 30 games.

- Led all rookies with 12 quality starts, while he ranked eighth among American League pitchers (min. 140.0 innings pitched) with a 1.14 WHIP.
- His 3.71 ERA was the fifth lowest among Tigers rookie since 1947 and the lowest since Michael Fulmer had a 3.06 ERA (159.0IP/54ER) in 2016.
- Made an Opening Day roster at the Major League level for the first time in his career.
- Earned his first big league victory on April 12 at Houston, throwing 7.0 shutout innings with five hits allowed and two walks, while striking out five...became the first Detroit rookie to throw 7.0-or-more scoreless innings since Michael Fulmer threw a shutout on August 8, 2016 at Texas.
- Allowed just one earned run over his first two starts, becoming the fourth Tigers rookie since 2000 to allow no more than one combined earned run in his first two starts of a season, joining Robbie Ray (2014), Drew Smyly (2012) and Andy Van Hekken (2002), who each allowed one earned run.
- Threw his first career complete game in the first game of the doubleheader on April 29 at Chicago (AL), going 6.0 innings and allowing three runs on four hits and three walks, while striking out six...was the first Tigers rookie pitcher to go the distance since Michael Fulmer on August 16, 2016 at Texas.
- Turned in the longest outing of his career on May 17 at Seattle, throwing 7.2 innings and allowing a run on three hits and three walks, while striking out seven.
- Posted five consecutive quality starts from April 29-May 23, over which he had a 2-1 record with a 2.25 ERA (32.0IP/8ER) and 26 strikeouts...the streak was tied for the longest by a Tigers rookie since Justin Verlander had eight straight in 2006 and the longest by a Major League rookie since Atlanta's Mike Soroka had a six-game streak in 2019.
- Named Tigers Pitcher of the Month for May after posting a 2-0 record and 1.74 ERA (31.0IP/6ER) with 27 strikeouts...ranked fourth in the American League in ERA and opponent batting average (.162) during the month, while he was fifth in WHIP (0.87).
- Allowed three-or-fewer runs in 14 straight starts from April 29-July 19, over which he had a 4-3 record with a 2.97 ERA (78.2IP/26ER) and 65 strikeouts...the streak was the longest by a Tigers pitcher since Jack Morris had 16 consecutive starts from July 9-September 17, 1983.
- Earned Tigers Pitcher of the Month for July, compiling a 1-1 record with a 3.18 ERA (22.2IP/8ER) and 16 strikeouts in five starts...among American League pitchers with at least 22.0 innings pitched during the month, he ranked seventh with a 1.01 WHIP.
- Contributed on both sides of the ball on August 24 at St. Louis, throwing 5.0 shutout innings and also drawing a four-pitch bases loaded walk in his first big league plate appearance...according to the Elias Sports Bureau, he became the first player at any position to draw a four-pitch bases loaded walk in his first MLB plate appearance since Cubs pitcher Courtney Duncan on May 5, 2001 vs. Los Angeles (NL)...the last Tigers player at any position to walk with the bases loaded (of any pitch count) in his first big league plate appearance was pitcher Daryl Patterson vs. Chicago (AL) on April 13, 1968.

One of the top prospects in baseball, he appeared in the first seven games of his Major League career in **2020**...posted an 0-3 record and 6.99 ERA (28.1IP/22ER) on 29 hits and 13 walks, while striking out 26.

- Was selected from the alternate training site prior to the game on August 19 at Chicago (AL) and made his Major League debut that night...tossed 4.1 innings in his debut, allowing three runs on seven hits with no walks and seven strikeouts...became the first pitcher in Tigers history to strike out seven-or-more batters while not issuing a walk in his debut and the first MLB pitcher to do so since Stephen Strasburg with Washington on June 8, 2020 vs. Pittsburgh.



- Had the best start of his season on September 11 at Chicago (AL)...did not factor into the decision, allowing two runs on one hit with two walks and five strikeouts in 5.1 innings...he faced the minimum through the first five innings and carried a no-hitter into the sixth inning before allowing a double to Yolmer Sánchez...according to the Elias Sports Bureau, the no-hit bid was the longest by a Detroit rookie pitcher since Michael Fulmer threw 6.2 innings without giving up a hit on June 1, 2016 at Los Angeles (AL).
- Was very successful with his fastball in 2020, holding opponents to a .136 (3x22) batting average against that pitch...that figure ranked ninth in the American League among pitchers that threw at least 140 four-seamers during the season.
- Ranked as the No. 3 prospect in the Tigers organization and the No. 28 prospect overall by *Baseball America* following the season...also rated as possessing the best changeup in the Tigers system.

Put together an impressive **2019** season, compiling an 8-3 record with a 2.55 ERA (109.1IP/31ER), 0.94 WHIP and 106 strikeouts in 21 starts between Single A Lakeland and Double A Erie.

- Named to the Eastern League midseason All-Star Team.
- Earned Florida State League Pitcher of the Week honors in consecutive weeks on April 22 and 29...over the two weeks, combined to throw 15.0 shutout innings with two hits allowed, one walk and 10 strikeouts.
- Made his debut with Erie on April 29 at Altoona and threw a no-hitter on 98 pitches, allowing just two baserunners, one on a hit by pitch and the other on a walk, and striking out seven...it marked the fourth no-hitter in SeaWolves history.
- Selected Tigers Minor League Pitcher of the Month for April after posting a 3-0 record with a 0.26 ERA (35.0IP/1ER) and 32 strikeouts...allowed just seven hits during the month, holding opponents to a .064 (7x109) batting average.
- Named Eastern League Pitcher of the Week for the week ending May 5 after making two starts during the week and going 2-0 with a 0.00 ERA (14.0IP/0ER) and 11 strikeouts.
- Picked up his second Eastern League weekly honor for the week ending May 26...won a pair of starts during the week and threw 14.0 scoreless innings with seven hits allowed and 12 strikeouts.
- Sideline from June 14-July 10 with right shoulder inflammation.
- Ranked as the top prospect in the Tigers organization, the No. 13 prospect in all of baseball and the second-best prospect in the Eastern League by *Baseball America* following the season...also rated as possessing the best changeup in the Tigers system.

Made five starts between the GCL Tigers West and Single A Lakeland as he completed his first season of professional baseball in **2018**.

- Made his professional debut on July 26 vs. the GCL Yankees East, throwing 2.0 hitless innings with four strikeouts.
- Struck out four over 3.0 shutout innings in his first start with Lakeland on July 31 at Dunedin.
- Ranked as the top prospect in the Tigers organization and the No. 16 prospect in all of baseball by *Baseball America* following the season.

AMATEUR HIGHLIGHTS

- Played collegiately at Auburn University, pitching for the Tigers from **2016-18**...became just the second two-time All-American and consensus All-American in Auburn history.
- Earned first-team All-SEC honors and was a finalist for the Golden Spikes Award and Dick Howser Trophy in **2018**, as he led the SEC with 151 strikeouts, 12.45 strikeouts per 9.0 innings and a 0.81 WHIP, while he was second in the league with 12 walks allowed and 0.99 walks allowed per 9.0 innings.
- Named a second team All-American in **2017** as he went 8-2 with a 2.04 ERA (83.2IP/19ER), which ranked third in the SEC and 25th nationally...also led the country with a 12.11 strikeout-to-walk ratio.

TRANSACTIONS

- Selected by the Tigers in the first round (first overall) of the 2018 MLB Draft out of Auburn University (signing scout: Justin Henry)
- On injured list, June 14-July 10, 2019 (right shoulder inflammation)
- On injured list, April 15-November 10, 2022 (right elbow sprain)

CASEY A. MIZE'S CAREER RECORD

Year	Club	W-L	ERA	G	GS	CG	SHO	SV	IP	H	TBF	R	ER	HR	HB	BB	SO	WP	BK	AVG
2018	GCL Tigers West	0-0	0.00	1	1	0	0	0	2.0	0	7	0	0	0	1	4	0	0	0	.000
	Lakeland	0-1	4.63	4	4	0	0	0	11.2	13	48	6	2	2	2	10	0	0	0	.295
2019	Lakeland	2-0	0.88	6	6	0	0	0	30.2	11	107	3	3	0	1	5	30	0	0	.110
	Erie	6-3	3.20	15	15	1	1	0	78.2	69	323	30	28	5	6	18	76	0	0	.234
2020	DETROIT	0-3	6.99	7	7	0	0	0	28.1	29	133	25	22	7	5	13	26	2	0	.252
2021	DETROIT	7-9	3.71	30	30	1	0	0	150.1	130	612	64	62	24	11	41	118	7	0	.234
2022	Toledo#	0-0	40.50	1	1	0	0	0	0.2	4	7	3	3	1	1	0	0	0	0	.667
	DETROIT	8-1	5.40	2	2	0	0	0	10.0	13	45	6	6	1	0	2	4	0	0	.302
	MINOR LEAGUE TOTALS	8-4	2.91	27	27	1	1	0	123.2	97	492	42	40	8	10	26	120	0	0	.215
	MAJOR LEAGUE TOTALS	7-13	4.29	39	39	1	0	0	188.2	172	790	95	90	32	16	56	148	9	0	.241



2023 TIGERS

MAJOR LEAGUE CAREER FIELDING

	G	TC	PO	A	E	DP	PCT
Pitcher	39	35	9	25	1	1	.971

MAJOR LEAGUE CAREER HIGHS

Longest Winning Streak in Games with Decision: 2 (twice) - last, June 15-26 (Game 1), 2021

Longest Losing Streak in Games with Decision: 4 - last, August 30, 2021-April 9, 2022

Strikeouts: 7 (three times) - last, May 28, 2021 vs. New York (AL)

Walks: 4 (twice) - last, August 17, 2021 vs. Los Angeles (AL)

Innings (starter): 7.2 - May 17, 2021 at Seattle

Innings (relief): No Major League relief appearances



18

TYLER NEVIN

HT: 6-4 WT: 225 BT: R TH: R BORN: 5/29/1997 IN POWAY, CA

INFIELDER

Opening Day Age: 25 **Residence:** Poway, CA

Major League Service: 0.133 **Signed Through:** 2023

How Obtained: Acquired by the Tigers from Baltimore in exchange for cash considerations on December 31, 2022

SEASON HIGHLIGHTS

Combined to play in 102 games between Baltimore and Triple A Norfolk in 2022.

- Tied Norfolk's franchise record with eight RBI on April 15 vs. Scranton/Wilkes-Barre...went 3x6 and hit his first career grand slam in the second inning.
- Hit .364/.434/.545 with six doubles, two home runs and 17 RBI in 17 games with Norfolk in April.
- Drove in a career-high three runs on June 11 at Kansas City, hitting a go-ahead, three-run homer in the sixth inning.

Spent most of the 2021 season with Triple A Norfolk, while also seeing his first action at the Major League level.

- Made his Major League debut in the first game of the doubleheader on May 29 at Chicago (AL), recording a ground-rule double in the second inning for his first career hit...became the sixth player in Major League history to make his big league debut and record a hit on his birthday.
- Had his second stint with the Orioles late in the season and notched his first Major League RBI on September 30 vs. Boston with a two-run single in the sixth inning.
- Hit his first big league home run on October 3 at Toronto, a solo shot to the upper deck in left field off Hyun Jin Ryu...the homer traveled 442 feet, making it the furthest first career home run by an Oriole in the Statcast Era (since 2015).

Began the 2020 season in the Rockies organization before being traded to the Orioles on August 30.

- Spent time at both the Rockies and Orioles alternate training sites during the season.

Appeared in a career-high 130 games with Double A Hartford in 2019.

- Named Eastern League Player of the Month for August, batting .291/.363/.609 with 11 doubles, eight home runs and 24 RBI...led the EL in home runs, RBI, slugging percentage, OPS (.972), extra-base hits (19) and total bases (67) during the month.
- Rated as the No. 10 prospect in the Rockies organization by *Baseball America*.

Played in 100 games with Single A Lancaster in 2018.

- Ranked second in the California League with a .328 (124x378) batting average, while he was fourth with a .503 slugging percentage and .889 OPS and fifth with a .386 on-base percentage.
- Appeared in 22 games during April, hitting .326/.375/.483 with six doubles, one triple, two home runs and 12 RBI.
- Sidelined from May 3-16 with a right hip strain.
- On the injured list from May 31-June 24 with a right hip strain.
- Hit .359/.423/.544 with 17 doubles, nine home runs and 44 RBI in the second half of the season from June 24-September 3.
- Played for Salt River in the Arizona Fall League and hit .426/.535/.593 with three doubles, three triples and 20 RBI...led the AFL in batting average, on-base percentage, slugging percentage and OPS (1.128)...was named the AFL's Player of the Week for the week ending October 27 and was selected to the AFL All-Prospect Team.



- Ranked as the No. 6 prospect in the Rockies organization and the No. 18 prospect in the California League by *Baseball America* following the season.

Spent most of the **2017** season with Single A Asheville, playing in 76 games.

- Named a Rockies Organization All-Star by MiLB.com.
- On the injured list from May 4-July 6 with a left wrist bruise.
- Finished a triple shy of the cycle on July 16 vs. Augusta, going 4x5 with two doubles, a home run and three RBI.
- Reached base in all six plate appearances on August 20 at Lexington, finishing the game 5x5 with four runs scored, a double, a triple and a RBI.
- Named South Atlantic League Player of the Week for the week ending August 27, hitting .500/.515/.767 with six doubles, a triple and seven RBI.
- Selected SAL Player of the Month for August, batting .379/.430/.543 with 10 doubles, three triples, a home run and 23 RBI.
- Ranked as the No. 10 prospect in the Rockies organization by *Baseball America* following the season.

Appeared in just one game for Single A Boise in **2016** after spending most of the season on the injured list.

- Sidelined from May 31-September 7 with a left hamstring strain.
- Ranked as the No. 20 prospect in the Rockies player development system by *Baseball America* following the season.

Started his professional career in **2015**, playing in 53 games with Single A Grand Junction.

- Finished the season with 15 doubles, which ranked second on the team.
- Ranked as the No. 23 prospect in the Rockies organization and the No. 10 prospect in the Pioneer League by *Baseball America* following the season.

TRANSACTIONS

- Selected by Colorado in the first round (38th overall) of the 2015 MLB Draft out of Poway HS (CA)
- On injured list, May 31-September 7, 2016 (left hamstring strain)
- On injured list, May 4-July 6, 2017 (left wrist bruise)
- On injured list, May 3-16, 2018 (right hip strain)
- On injured list, May 31-June 24, 2018 (right hip strain)
- Acquired by Baltimore along with Terrin Vavra and a player to be named later (Mishael Deson) from Colorado in exchange for Mychal Givens on August 30, 2020
- Acquired by the Tigers from Baltimore in exchange for cash considerations on December 31, 2022

TYLER JOSEPH NEVIN'S CAREER RECORD

Year	Club	AVG	G	AB	R	H	TB	2B	3B	HR	RBI	SH	SF	HB	BB	SO	SB	CS	OBP	SLG	E
2015	Grand Junction	.265	53	189	29	50	73	15	1	2	18	0	2	3	29	42	3	7	.308	.386	14
2016	Boise	1.000	1	1	1	1	2	1	0	0	0	0	0	0	0	0	0	0	1.000	2.000	0
2017	Boise#	.233	6	30	4	7	13	3	0	1	5	0	0	0	0	9	0	1	.233	.433	1
	Asheville	.305	76	298	45	91	136	18	3	7	47	0	6	4	27	56	10	5	.364	.456	11
2018	Lancaster	.328	100	378	59	124	190	25	1	13	62	0	2	3	34	77	4	3	.386	.503	10
2019	Hartford	.251	130	466	60	117	186	26	2	13	61	1	4	4	65	90	6	2	.345	.399	14
2020	Did Not Play																				
2021	Norfolk	.227	111	401	45	91	157	18	0	16	52	0	5	5	42	91	1	1	.305	.392	9
	Baltimore	.286	6	14	3	4	9	2	0	1	3	0	0	0	4	5	0	0	.444	.643	1
2022	Norfolk	.291	44	165	30	48	79	8	1	7	36	0	1	4	21	36	4	0	.382	.479	4
	Baltimore	.197	58	157	17	31	41	4	0	2	16	0	3	4	20	46	0	0	.299	.261	5
MINOR LEAGUE TOTALS		.274	521	1928	273	529	836	114	8	59	281	1	20	23	218	401	28	19	.352	.434	63
MAJOR LEAGUE TOTALS		.205	64	171	20	35	50	6	0	3	19	0	3	4	24	51	0	0	.312	.292	6

CAREER FIELDING

	G	TC	PO	A	E	DP	PCT
First Base	10	77	73	3	1	6	.987
Third Base	44	99	35	60	4	6	.960
Outfield	7	14	13	0	1	0	.929

CAREER HIGHS

- Hits:** 2 (five times) - last, July 24, 2022 vs. New York (AL)
- Home Runs:** 1 (three times) - last, June 11, 2022 at Kansas City
- RBI:** 3 - June 11, 2022 at Kansas City
- Stolen Bases:** No Major League stolen bases
- Hitting Streak:** 5 - July 9-30, 2022



45 REESE OLSON

HT: 6-1 WT: 160 BT: R TH: R BORN: 7/31/1999 IN GAINESVILLE, GA

RIGHTHANDED PITCHER

Opening Day Age: 23 Residence: Gainesville, GA

Major League Service: 0.000 Signed Through: 2023

How Obtained: Acquired by the Tigers from Milwaukee in exchange for Daniel Norris on July 30, 2021

SEASON HIGHLIGHTS

Spent the entire **2022** season with Double A Erie, pitching in 26 games, including 25 starts...set an Erie single-season record with 168 strikeouts.

- Named a Rawlings MiLB Gold Glove Award winner.
- Ranked second in the Eastern League in strikeouts and opponent batting average (.237), while he was tied for second in wins (8), third in ERA (4.14) and winning percentage (.571), fourth in WHIP (1.23), tied for fourth in games started and sixth in innings pitched (119.2).
- Recorded double-digit strikeouts in consecutive starts, fanning 10 batters in the first game of the doubleheader on May 15 at Akron and 11 hitters on May 20 vs. New Hampshire.
- Voted Tigers Pitcher of the Month for May, compiling a 2-2 record with a 2.49 ERA (21.2IP/6ER) and 36 strikeouts in five appearances, including four starts.
- Threw 6.0 shutout innings with one hit allowed, one walk and 10 strikeouts on August 12 at New Hampshire.
- Selected Eastern League Pitcher of the Month for September, starting three games and posting a 2-0 record with a 2.30 ERA (15.2IP/4ER) and 24 strikeouts.
- Sidelined from September 23-30 with a right forearm strain.
- Ranked as the No. 11 prospect in the Tigers organization by *Baseball America* following the season.

Began the **2021** season in the Milwaukee Brewers organization before being traded to the Tigers on July 30.

- Had a season-high 10 strikeouts in the first game of the doubleheader on August 14 at Lake County, tossing 5.0 scoreless innings with four hits allowed and one walk.
- Allowed two runs-or-less in seven straight starts from July 14-August 27, posting a 4-0 record with a 1.53 ERA (35.1IP/6ER) and 34 strikeouts.
- Ranked as the No. 15 prospect in the Tigers organization by *Baseball America* following the season.

Worked out remotely during the **2020** season as a result of the COVID-19 pandemic.

Made 27 appearances, including 14 starts, with Single A Wisconsin in **2019**.

- Of his 13 relief outings, all but one of them were longer than 1.0 inning with 10 lasting 2.0 innings-or-longer.
- Put together his best month of the season in August, pitching in five games, including three starts, and posting a 1-1 record with a 3.57 ERA (22.2IP/9ER) and 21 strikeouts.

Began his professional career in **2018**, pitching in four games, including two starts with the AZL Brewers.

TRANSACTIONS

- Selected by Milwaukee in the 13th round of the 2018 MLB Draft out of North Hall HS (GA)
- Acquired by the Tigers from Milwaukee in exchange for Daniel Norris on July 30, 2021
- On injured list, September 23-30, 2022 (right forearm strain)

WILLIAM REESE OLSON'S CAREER RECORD

Year	Club	W-L	ERA	G	GS	CG	SHO	SV	IP	H	TBF	R	ER	HR	HB	BB	SO	WP	BK	AVG
2018	AZL Brewers	0-2	5.23	4	2	0	0	0	10.1	11	45	8	6	0	2	4	6	1	0	.289
2019	Wisconsin	4-7	4.66	27	14	0	0	0	94.2	104	425	56	49	8	6	47	84	6	0	.281
2020	Did Not Play																			
2021	Wisconsin	5-4	4.30	14	14	0	0	0	69.0	58	294	34	33	5	5	35	79	0	0	.228
	West Michigan	1-0	0.00	2	2	0	0	0	11.0	6	41	0	0	0	0	2	14	0	0	.154
	Erie	2-1	4.74	5	5	0	0	0	24.2	18	104	13	13	1	0	14	21	2	1	.202
2022	Erie	8-6	4.14	26	25	0	0	0	119.2	109	508	65	55	15	5	38	168	11	0	.237
MINOR LEAGUE TOTALS		20-20	4.26	78	62	0	0	0	329.1	306	1417	176	156	29	18	140	372	20	1	.245

	72		JERMAINE PALACIOS		NON-ROSTER INVITEE
	HT: 6-0	WT: 204	BT: R	TH: R	BORN: 7/19/1996 IN BARQUISIMETO, VZ
	INFIELDER			Opening Day Age: 26	Residence: Barquisimeto, VZ
	Major League Service: 0.042		Signed Through: 2023		
How Obtained: Signed by the Tigers as a Minor League free agent on November 14, 2022					

SEASON HIGHLIGHTS

Saw his first Major League action in **2022**, playing in 30 games with the Twins...also appeared in 102 contests with Triple A St. Paul.

- Named a Twins Organization All-Star by MiLB.com.
- Made his Major League debut in game one of the doubleheader on May 31 at Detroit, going 0x3 with a walk and a run scored.
- Notched his first big league hit in the second game of the doubleheader on May 31 at Detroit, singling off Joey Wentz.
- Drove in his first Major League run on June 5 at Toronto with a RBI single off Kevin Gausman.
- Hit his first career grand slam and tied a career high with five RBI on July 22 at Indianapolis...hit a second grand slam for St. Paul on July 31 vs. Iowa.
- Belted two home runs on July 29 vs. Iowa.
- Recorded his 100th hit with St. Paul on August 24, becoming the third player in franchise history to reach the mark.
- Made his first Major League pitching appearance on September 3 at Chicago (AL), pitching a scoreless third of an inning...also threw 0.1 shutout innings on September 19 at Cleveland.
- Had a big league career high three hits on September 30 at Detroit...his first single snapped an 0x34 stretch.
- Hit his first Major League home run on October 4 at Chicago (AL), a solo shot off Jose Ruiz...hit his second career homer the next day against the White Sox, a two-run shot off Davis Martin.
- Played in 32 games with Cardenales de Lara in the Venezuelan Winter League, hitting .400/.471/.633 with 13 doubles, five home runs and 23 RBI.

Spent the entire **2021** season with Double A Wichita, playing in 110 games.

- Named a Twins Organization All-Star by MiLB.com.
- Ranked seventh in the Texas League with 69 runs scored and 19 home runs, while he ranked tied for seventh with 106 hits and tied for eighth with 180 total bases.
- Hit safely in his first 11 games of the season from May 4-16, hitting .311/.367/.489 with two doubles, two home runs and four RBI.
- Belted a pair of home runs and went 4x5 with a double and three RBI on June 16 vs. Springfield.
- Hit .351/.430/.557 with 11 doubles, two triples, four home runs and 16 RBI in 42 games with Cardenales de Lara in the Venezuelan Winter League.
- Ranked as the No. 29 prospect in the Twins organization by *Baseball America* following the season...also rated as the best defensive infielder and possessing the best infield arm in the Twins system.

Worked out remotely during the **2020** season as a result of the COVID-19 Pandemic.

- Went 5x10 with a home run and four RBI in six games with Cardenales de Lara in the Venezuelan Winter League.

Combined to play in 75 games between Single A Charlotte and Double A Montgomery in **2019**.

- Made his first career pitching appearance on August 15 at Daytona, pitching 1.0 shutout inning with one hit allowed.
- Sidelined from August 16-September 9 with a right forearm strain.
- Rated as possessing the best infield arm in the Tampa Bay player development system by *Baseball America* following the season.

Played in 118 games between Single A Charlotte and Double A Montgomery in **2018**.

- Hit .309/.350/.491 with four doubles, three triples and five RBI in 16 games with Charlotte during June.
- Rated as possessing the best infield arm in the Tampa Bay player development system by *Baseball America* following the season.



2023 TIGERS

Split the **2017** season between Single A Cedar Rapids and Single A Fort Myers, playing in 62 games for each team.

- Named a Midwest League midseason All-Star and a Twins Organization All-Star by MiLB.com.
- Earned MWL Player of the Week honors for the week ending April 23, going 16x31 with three doubles, a triple, a home run and seven RBI.
- Compiled a 15-game hitting streak with Cedar Rapids from April 17-May 3, batting .438/.471/.672 with four doubles, four triples, a home run and 10 RBI.
- Went 5x6 with five runs scored, two doubles, two home runs and three RBI on June 9 vs. Burlington.
- Ranked as the No. 31 prospect in the Twins organization by *Baseball America* following the season.

Limited to 71 games with Single A Cedar Rapids in **2016** after missing the second half of the season with an injury.

- On the injured list from July 17-September 13 with a left hand fracture.

Saw time with the GCL Twins and Single A Elizabethton in **2015**.

- Named a Twins Organization All-Star by MiLB.com.
- Had a pair of 12-game hitting streaks during the season, first with the GCL Twins from July 7-22 and then with Elizabethton from July 31-August 11.
- Ranked as the No. 19 prospect in the Twins organization, the No. 3 prospect in the Appalachian League and the No. 17 prospect in the Gulf Coast League by *Baseball America* following the season.

Began his professional career in **2014** with the DSL Twins.

- Finished a home run shy of the cycle on July 11 vs. the DSL Reds, going 4x5 with a double, a triple and a RBI.
- Hit .362/.446/.536 with six doubles, three triples and 14 RBI in 18 games during July.

TRANSACTIONS

- Signed by Minnesota as a non-drafted free agent on September 6, 2013
- On injured list, July 17-September 13, 2016 (left hand fracture)
- Acquired by Tampa Bay from Minnesota in exchange for Jake Odorizzi on February 17, 2018
- On injured list, August 16-September 9, 2019 (right forearm strain)
- Signed by Minnesota as a Minor League free agent on February 15, 2021
- Claimed off waivers by the Tigers from Minnesota on October 11, 2022
- Signed by the Tigers as a Minor League free agent on November 14, 2022

JERMAINE MANUEL PALACIOS' CAREER RECORD

Year	Club	AVG	G	AB	R	H	TB	2B	3B	HR	RBI	SH	SF	HB	BB	SO	SB	CS	OBP	SLG	E
2014	DSL Twins	.270	49	178	40	48	71	11	6	0	29	2	3	7	35	37	14	3	.404	.399	11
2015	GCL Twins	.421	26	95	13	40	56	9	2	1	14	0	1	1	9	11	4	2	.472	.589	5
	Elizabethton	.336	31	140	23	47	71	14	2	2	23	0	2	0	3	20	5	2	.345	.507	16
2016	Cedar Rapids	.222	71	261	34	58	75	8	3	1	28	2	4	3	18	39	3	4	.276	.287	14
2017	Cedar Rapids	.320	62	259	52	83	141	13	6	11	39	0	0	5	12	46	9	8	.362	.544	10
	Ft. Myers	.269	62	245	30	66	88	8	4	2	28	2	3	3	10	53	11	7	.303	.359	9
2018	Charlotte	.237	69	241	32	57	81	13	4	1	33	4	4	1	18	45	4	4	.288	.336	5
	Montgomery	.189	49	164	13	31	43	7	1	1	20	1	3	1	11	42	4	4	.240	.262	12
2019	Charlotte	.231	33	91	9	21	22	1	0	0	9	0	0	1	5	25	1	2	.278	.242	1
	Montgomery	.195	42	123	18	24	35	3	1	2	17	1	2	0	14	27	8	5	.273	.285	4
2020	Did Not Play																				
2021	Wichita	.259	110	410	69	106	180	17	0	19	54	1	4	7	46	109	18	8	.340	.439	14
2022	St. Paul	.283	102	392	70	111	181	28	0	14	60	0	1	1	34	102	12	9	.341	.462	20
	Minnesota	.143	30	70	8	10	16	0	0	2	6	1	2	0	4	27	0	0	.184	.229	6
	MINOR LEAGUE TOTALS	.266	706	2599	403	692	1044	132	29	54	354	13	27	30	215	556	93	58	.326	.402	131
	MAJOR LEAGUE TOTALS	.143	30	70	8	10	16	0	0	2	6	1	2	0	4	27	0	0	.184	.229	6

MAJOR LEAGUE CAREER FIELDING

	G	TC	PO	A	E	DP	PCT
First Base	1	5	5	0	0	1	1.000
Second Base	12	22	7	12	3	2	.864
Third Base	1	0	0	0	0	0	---
Shorstop	14	43	7	33	3	4	.930
Pitcher	2	0	0	0	0	0	---

MAJOR LEAGUE CAREER HIGHS

Hits: 3 - September 30, 2022 at Detroit

Home Runs: 1 (twice) - last, October 5, 2022 at Chicago (AL)

RBI: 2 - October 5, 2022 at Chicago (AL)

Stolen Bases: No Major League Stolen Bases

Hitting Streak: 3 - June 4-7, 2022





**NON-ROSTER
INVITEE**

64 MICHAEL PAPIERSKI

HT: 6-3 WT: 239 BT: S TH: R BORN: 2/26/1996 IN PALOS HEIGHTS, IL

CATCHER

Opening Day Age: 27 Residence: Lemont, IL
 Major League Service: 0.065 Signed Through: 2023
 How Obtained: Signed by the Tigers as a Minor League free agent on November 22, 2022

SEASON HIGHLIGHTS

Saw the first Major League action of his career in **2022**, playing in 39 games between San Francisco and Cincinnati.

- Made his Major League debut on May 21 vs. San Diego, starting at catcher and going 0x2.
- Drove in five runs and went 3x4 with a double and a home run with Triple A Sacramento on June 12 vs. Reno.
- Picked up his first big league hit on June 29 at Chicago (NL) with a seventh inning single off Mychal Givens.
- Hit his first Major League homer on August 7 at Milwaukee, a solo shot off Corbin Burnes.

Spent the entire **2021** season with Triple A Sugar Land, playing in 103 games.

- Led the Pacific Coast League with 64 walks, while he ranked 10th with a .379 on-base percentage.
- Hit safely in 14-of-17 games during May, batting .340/.478/.547 with four doubles, two triples, one home run and nine RBI.
- Had four hits, including three extra-base hits (two doubles, home run), and drove in four runs on June 21 at El Paso.

Worked out at the Astros alternate training site in **2020**...was also on the club's postseason eligible 40-man roster.

Played in a career-high 108 games with Single A Fayetteville in **2019**.

- Finished the season fourth in the Carolina League with 61 base on balls.
- Committed just one error in 771 total chances and caught 23 attempting basestealers (29%).
- Went 4x4 with two doubles, a home run and four RBI in the first game of the doubleheader on July 18 at Lynchburg.

Spent the entire **2018** season with Single A Quad Cities, appearing in 93 games.

- Ranked ninth in the Midwest League with 64 walks.

Made his professional debut in **2017**, playing in 37 games with Single A Tri-City.

AMATEUR HIGHLIGHTS

- Played three collegiate seasons at LSU...played in the College World Series in **2015** and **2017**, advancing to the finals in 2017.

TRANSACTIONS

- Selected by Toronto in the 16th round of the 2014 MLB Draft out of Lemont Township HS (IL), but did not sign
- Selected by Houston in the ninth round of the 2017 MLB Draft out of Louisiana State University
- Acquired by San Francisco from Houston in exchange for Mauricio Dubon on May 14, 2022
- Claimed off waivers by Cincinnati from San Francisco on June 25, 2022
- Claimed off waivers by the Tigers from Cincinnati on October 14, 2022
- Signed by the Tigers as a Minor League free agent on November 23, 2022



2023 TIGERS

MICHAEL PAPIERSKI'S CAREER RECORD

Year	Club	AVG	G	AB	R	H	TB	2B	3B	HR	RBI	SH	SF	HB	BB	SO	SB	CS	OBP	SLG	E
2017	Tri-City	.198	37	121	18	24	46	5	1	5	18	0	2	6	30	29	3	1	.377	.380	2
2018	Quad Cities	.185	93	297	44	55	82	12	0	5	27	0	0	8	64	69	4	1	.344	.276	5
2019	Fayetteville	.233	108	374	58	87	121	11	1	7	38	1	2	8	61	101	2	7	.351	.324	1
2020	Did Not Play																				
2021	Sugar Land	.246	103	333	41	82	125	18	2	7	46	1	3	9	64	85	1	5	.379	.375	5
2022	Sugar Land	.211	26	90	12	19	25	3	0	1	15	0	2	2	14	9	0	0	.324	.278	1
	Sacramento	.208	14	53	5	11	19	2	0	2	13	0	1	0	3	18	0	0	.246	.358	1
	Louisville	.298	17	47	6	14	25	2	0	3	13	0	0	1	9	12	0	0	.421	.532	0
	San Francisco	.000	5	9	1	0	0	0	0	0	0	0	0	0	1	4	0	0	.100	.000	0
	Cincinnati	.159	34	82	6	13	17	1	0	1	4	2	0	0	9	22	0	0	.242	.207	1
MINOR LEAGUE TOTALS		.222	398	1315	184	292	443	53	4	30	170	2	10	34	245	323	10	14	.356	.337	15
MAJOR LEAGUE TOTALS		.143	39	91	7	13	17	1	0	1	4	2	0	0	10	26	0	0	.228	.187	1

CAREER FIELDING

	G	TC	PO	A	E	DP	PCT
Catcher	38	284	268	15	1	1	.996
First Base	1	5	5	0	0	0	1.000

IN-DEPTH CATCHING STATISTICS

	G	SB	CS	CS%	PB	SLAA	FrmRAA
2022	38	35	5	12.5%	2	-12.57	-1.62

CAREER HIGHS

Hits: 2 (twice) - last, July 29, 2022 vs. Baltimore

Home Runs: 1 - August 7, 2022 at Milwaukee

RBI: 2 - August 15, 2022 vs. Philadelphia

Stolen Bases: No Major League stolen bases

Hitting Streak: 2 (four times) - last, August 15-16, 2022



46

WENCEEL PÉREZ

HT: 5-11 WT: 170 BT: S TH: R BORN: 10/30/1999 IN AZUA, DR

INFIELDER

Opening Day Age: 23 **Residence:** Azua, DR

Major League Service: 0.000 **Signed Through:** 2023

How Obtained: Signed by the Tigers as a non-drafted free agent on July 2, 2016

SEASON HIGHLIGHTS

Combined to play in 94 games between Single A West Michigan and Double A Erie in **2022**.

- Named a Tigers Organization All-Star by MiLB.com.
- Launched a pair of solo home runs on April 23 at Dayton.
- Named Tigers Minor League Player of the Month for April, hitting .295/.397/.590 with four doubles, a triple, four home runs and 12 RBI.
- Hit .322/.423/.627 with five doubles, two triples, three home runs and 14 RBI in 17 games in July with Erie.
- Sidelined from August 14-September 29 with a lumbar spine injury.
- Ranked as the No. 19 prospect in the Tigers organization by *Baseball America* following the season...also rated as the best hitter for average in the Tigers system.

Spent most of the **2021** season with Single A West Michigan, appearing in 90 games.

- Had a 10-game hitting streak from May 11-21, slashing .333/.413/.385 with two doubles and four RBI.
- Played in 22 games with West Michigan in August, hitting .301/.381/.370 with five doubles and seven RBI in 22 games.

Worked out remotely during the **2020** season as a result of the COVID-19 pandemic.

Spent the entire **2019** season with Single A West Michigan, playing in 124 games.

- Ranked tied for 10th in the Midwest League with six triples.
- Rated as the No. 14 prospect in the Tigers player development system by *Baseball America*.



Combined to play in 57 games between GCL Tigers West, Connecticut and West Michigan in **2018**.

- Went 5x7 with four runs scored, a double, two home runs and four RBI on July 10 at GCL Tigers East... was a perfect 4x4 with four runs scored, a double and two RBI in his next game on July 11 vs. GCL Phillies West.
- Hit .357/.411/.500 with five doubles, three home runs and 18 RBI in 24 games between the GCL Tigers West and Connecticut in July.
- Was promoted to West Michigan on August 17 and went 4x4 with two runs scored and a RBI in his first game vs. Lansing.
- Ranked as the No. 11 prospect in the Tigers organization and the No. 4 prospect in the Gulf Coast League by *Baseball America*.

Completed his first professional season in **2017**, playing in 61 games with the DSL Tigers.

- Ranked 10th in the Dominican Summer League with 71 hits.
- Posted multiple hits in each of the first five games of his professional career, going 10x19 with two doubles and three RBI.
- Hit .357/.409/.381 with a triple and eight RBI in 23 games during July.
- Ranked as the No. 24 prospect in the Tigers organization by *Baseball America* following the season.

Was signed by the Tigers as a non-drafted free agent in **2016**, but did not play that season.

TRANSACTIONS

- Signed by the Tigers as a non-drafted free agent on July 2, 2016
- On injured list, July 27-August 3, 2022 (right lumbar spine strain)
- On injured list, August 14-September 29, 2022 (lumbar spine injury)

WENCEEL XAVIER PEREZ'S CAREER RECORD

Year	Club	AVG	G	AB	R	H	TB	2B	3B	HR	RBI	SH	SF	HB	BB	SO	SB	CS	OBP	SLG	E
2017	DSL Tigers	.314	61	226	31	71	81	8	1	0	22	2	2	1	27	21	16	6	.387	.358	22
2018	GCL Tigers West	.383	20	81	20	31	44	7	0	2	14	0	0	0	12	14	2	1	.462	.543	8
	Connecticut	.244	21	82	8	20	25	2	0	1	8	0	0	0	5	12	7	3	.287	.305	4
	West Michigan	.309	16	68	8	21	30	3	3	0	9	0	1	0	2	8	4	1	.324	.441	4
2019	West Michigan	.233	124	459	59	107	144	16	6	3	30	8	4	0	45	87	21	13	.299	.314	33
2020	Did Not Play																				
2021	Lakeland	.293	23	92	16	27	37	5	1	1	12	0	1	2	12	21	9	1	.383	.402	6
	West Michigan	.245	90	330	51	81	115	13	6	3	31	5	1	2	31	64	13	1	.313	.348	20
2022	West Michigan	.286	55	206	35	59	109	13	5	9	38	0	3	0	27	38	13	1	.364	.529	10
	Erie	.307	39	150	28	46	81	10	5	5	28	0	3	3	15	23	5	4	.374	.540	7
MINOR LEAGUE TOTALS		.273	449	1694	256	463	666	77	27	24	192	15	15	8	176	288	90	31	.342	.393	114



57

EDUARDO
RODRIGUEZ

HT: 6-2 WT: 231 BT: L TH: L BORN: 4/7/1993 IN VALENCIA, VZ

LEFTHANDED PITCHER

Opening Day Age: 29

Residence: Miami, FL

Major League Service: 7.070

Signed Through: 2023

How Obtained: Signed by the Tigers as a free agent on November 16, 2021

CAREER HIGHLIGHTS

The **2023** season will mark Rodriguez's 13th professional season and second with the Tigers...also marks the second year of a five-year contract he signed on November 16, 2021.

- Has started at least 20 games in six of the seven years that's he played in the Majors...since 2018, he has a .676 winning percentage, which ranks seventh among all Major League pitchers over that span (min. 100 starts).
- Selected to participate in the MLB Futures Game prior to the All-Star Game in **2013** at Citi Field in New York.
- Played for Venezuela in the **2023** World Baseball Classic.

SEASON HIGHLIGHTS

Made 17 starts in **2022** in his first season with the Tigers.

- Made his first career Opening Day start on April 8 vs. Chicago (AL), allowing three runs on four hits with two walks and two strikeouts in 4.0 innings...became the first Detroit starting pitcher to make his Tigers debut on Opening Day since Kenny Rogers in 2006.
- Allowed just one run on one hit with three walks and eight strikeouts in 6.2 innings on May 7 at Houston...marked the fifth time in his career that he has thrown at least 6.0 innings, while giving up just one hit (last, July 2, 2021 at Oakland).
- Followed up the outing against the Astros by throwing 6.2 scoreless innings on May 13 vs. Baltimore, the third time in his career he's had consecutive starts of at least 6.2 innings and no more than one earned run allowed (others in 2009 and 2015 with Boston).
- Placed on the injured list on May 22 (retroactive to May 19) with a left ribcage sprain and was transferred to the restricted list on June 10...was reinstated on August 19.
- Picked up the win in his return to the big leagues on August 21 vs. Los Angeles (AL), pitching 5.0 shutout innings with four hits and three walks, while striking out five.
- Recorded four straight quality starts to end the season from September 17-October 4, compiling a 2-0 record with a 2.88 ERA (25.0IP/8ER) and 20 strikeouts.

After missing the entire 2020 season, returned to the mound in **2021** to make 32 appearances, including 31 starts.

- Led Red Sox pitchers in wins (13) and ranked second in starts (31), innings pitched (157.2) and strikeouts (185).
- Established career bests in strikeouts per 9.0 innings (10.56), strikeout/walk ratio (3.94) and FIP (3.32)...ranked third among American League pitchers in FIP (3.32), while he was fourth (min. 150.0 IP) in strikeouts per 9.0 innings and 10th in fWAR (3.8).
- On the injured list from March 29-April 8 with left elbow inflammation.
- Went a perfect 4-0 with a 3.52 ERA (23.0IP/9ER) and 26 strikeouts in four starts during April...was the first Red Sox pitcher to win his first four starts of a season since Rick Porcello (5 in 2018).
- Threw 4.0 innings on May 23 at Philadelphia, snapping a streak of 36 consecutive starts of 5.0-or-more innings...at the time, it was the longest active streak in MLB.
- Tossed a perfect inning of relief in the final regular season game on October 3 at Washington, helping the club clinch a postseason berth.
- Started three games during the postseason, compiling a 1-1 record with a 4.97 ERA (12.2IP/7ER) and 14 strikeouts.

Missed the entire **2020** season due to myocarditis.

Established career bests in starts (34), wins (19), innings pitched (203.1) and strikeouts (213) in **2019**.

- Tied for the Major League lead in starts, while he ranked third in the Majors in wins and ninth in the American League in ERA (3.81) and strikeouts.

- Threw 7.0-or-more scoreless innings five times, which was tied with Chicago (AL)'s Lucas Giolito for the second most in the American League...had 13 starts with 6.0-or-more innings and one or zero runs allowed, which was third in the AL, trailing only Houston's Gerrit Cole and Justin Verlander, who each had 15 starts.
- Finished sixth in voting for the AL Cy Young Award.
- Was one of 15 pitchers to throw 200.0-or-more innings and one of only five southpaws to do so...was one of 24 pitchers to strike out 200+ batters and one of only seven lefthanders to do so.
- The Red Sox went 26-8 (.765) in his starts...the only other pitcher to start as many as 25 team wins in 2019 was Houston's Gerrit Cole (Astros went 26-7 in his starts).
- Made the 100th start of his big league career on June 4 at Kansas City.
- Went a perfect 5-0 with a 2.03 ERA (31.0IP/7ER) and 29 strikeouts in five starts during July.
- Had 10-or-more strikeouts in consecutive starts for the first time in his career on September 14 at Philadelphia (12) and September 19 vs. San Francisco (10).
- Posted a 1.20 ERA (45.0IP/6ER) over seven starts from August 17-September 19...allowed zero or one earned run in six of the seven outings.
- Recorded his 200th strikeout of the season in the bottom of the first inning on September 24 at Texas, striking out Delino DeShields.

Made 27 appearances, including 23 starts, with Boston in **2018**.

- Began the season on the injured list from March 26-April 8 with a right knee ligament injury.
- Recorded his second career double-digit strikeout performance on May 5 vs. Texas, fanning 10...also had 10-or-more strikeouts on September 1 at Chicago (AL), striking out 12.
- Allowed three earned runs or less in eight straight starts from May 10-June 17, compiling a 2.38 ERA (45.1IP/12ER)...gave up two earned runs or fewer in the last six outings of that stretch.
- Won six consecutive starts from May 20-June 17, tied for the second-longest streak in the American League during the season, being only Blake Snell (9, August 10-September 23).
- Made three consecutive scoreless starts from July 4-14 (17.0 IP), the longest streak of his career.
- Sideline from July 15-September 1 with a right ankle sprain.
- Made seven appearances, including one start, during the postseason...made multiple outings in each round.
- Started Game 4 of the World Series at Dodger Stadium, throwing 5.0 scoreless frames before allowing four runs in the sixth...became only the fourth pitcher born in Venezuela to start a World Series game, joining Les Straker (Minnesota, 1987), Freddy Garcia (Chicago (AL), 2005), and Anibal Sanchez (Detroit, 2012).

Appeared in 25 games, including 24 starts, with the Red Sox in **2017**.

- Had four scoreless starts of at least 6.0 innings, the most by a Red Sox pitcher 24 or younger since Jon Lester had seven in 2008.
- Prior to the season, was named to Venezuela's roster as a designated pool pitcher in the World Baseball Classic.
- Made an Opening Day roster at the Major League level for the first time in his career.
- On the paternity list from April 17-19.
- Made his first career relief appearance on April 19 at Toronto, retiring all three batters he faced in the eighth inning.
- Tied a career high with 8.0 innings on May 21 at Oakland.
- Went 4-1 with a 2.77 ERA (55.1IP/17ER) and 59 strikeouts in his first 10 starts of the season from April 8-May 26.
- Sideline from June 2-July 17 with a right knee dislocation.
- Made his first career postseason appearance in Game 2 of the American League Division Series vs. Houston, but did not record an out in his relief appearance.

Limited to 20 starts in **2016** after spending the first two months of the season on the injured list.

- Sideline from April 2-May 31 with a right patella subluxation.
- Among American League pitchers after the All-Star break (min. 75.0 IP), he ranked third with a .210 opponent batting average and eighth with 9.15 strikeouts per 9.0 innings.
- Carried a no-hitter into at least the fifth inning on three different occasions during the season, on August 16 at Baltimore (5th), September 4 at Oakland (8th) and September 20 at Baltimore (5th).
- Earned the win at Yankee Stadium on July 16, allowing just one earned run over 7.0 innings and improving to 4-1 in five career starts vs. New York (AL)...became the first Red Sox pitcher since 1913 to give up two-or-fewer earned runs in each of his first five career starts against the Yankees...extended that streak on August 11 vs. New York (AL), allowing one earned run in 7.0 innings, becoming the first Major League starter to limit the Yankees to two-or-fewer earned runs in each of his first six career starts since Mike Garcia did so in his first six from 1949-51.
- Allowed three runs-or-less in seven consecutive starts from July 16-August 16, posting a 2.52 ERA (39.1IP/11ER) and a 1.14 WHIP while striking out 39 and walking just 12.
- On September 4 at Oakland, carried a no-hitter until two outs in the eighth inning when Marcus Semien



hit an infield single...finished the outing with one hit allowed over 8.0 scoreless innings, tying a career-long outing (also, August 18, 2015 vs. Cleveland)...was the first Red Sox starter to throw 8.0-or-more innings and allow one or zero hits since Jon Lester on May 3, 2014, also vs. Oakland.

- Struck out a career-high 13 hitters on September 25 at Tampa Bay...tied the highest strikeout total by any pitcher since 1913 in an outing of 5.1 innings or shorter (also, Alex Cobb on May 10, 2013 vs. San Diego and Zack Greinke on September 25, 2012 vs. Seattle)...his final 12 outs were strikeouts, from the second out of the second inning to the first out of the sixth...struck out his final six batters faced, combining with Heath Hembree (five straight strikeouts) to set a Major League team record by fanning 11 consecutive batters.
- Was named to the Red Sox American League Division Series roster, but did not appear in a game.
- Made four starts for Magallanes in the Venezuelan Winter League, posting a 1-1 record with a 3.38 ERA (10.2IP/4ER) and 12 strikeouts.

Saw the first Major League action of his career in **2015**, making 21 starts with Boston.

- Named Boston's BBWAA Red Sox Pitcher of the Year and Red Sox Rookie of the Year...was also selected to *Baseball America's* Major League All-Rookie Team.
- Threw at least 5.0 innings and allowed one or zero earned runs in 12 of his 21 starts, tying for the most such starts through any player's first 21 career Major League games since at least 1914 (also Stephen Strasburg, Matt Harvey, Dwight Gooden, Cal Eldred), the most by a lefthanded pitcher...matched Gooden (1984) as the only pitchers with 12 such starts within their first 21 games, all in the same season.
- Among Red Sox pitchers with at least 100.0 innings, he ranked first with a .255 (120x471) opponent batting average, while he was second in ERA (3.85) and WHIP (1.29)...led American League rookies with 10 wins and was second among lefthanded AL rookies with 98 strikeouts and 13 quality starts.
- According to the Elias Sports Bureau, became the first Red Sox pitcher to win at least 10 games and post a sub-4.00 ERA before turning 23 since Mike Nagy in 1969...was the first Red Sox southpaw to do that since Babe Ruth in three straight years from 1915-17.
- Threw a 7.0-inning complete game with Triple A Pawtucket on April 25 at Scranton/Wilkes-Barre, allowing a run on three hits with seven strikeouts.
- Made his Major League debut on May 28 at Texas, throwing 7.2 shutout innings with three hits allowed, two walks and seven strikeouts...became the first pitcher in Red Sox history to throw at least 7.2 innings, allow no runs, give up three hits-or-less and strike out as many as seven batters in his big league debut...was the longest scoreless outing for a Boston pitcher in his Major League debut since Billy Rohr on April 14, 1967 at New York (AL) (9.0 IP).
- Was 22 years, 51 days old on May 28, the youngest Red Sox left hander to start and win his big league debut since Billy Rohr at 21 years old in 1967...was the youngest pitcher to make his Major League debut as a starter for the Red Sox since Michael Bowden at 21 years old on August 30, 2008 vs. Chicago (AL), the youngest Red Sox left hander to do it since Abe Alvarez at 21 years old on July 22, 2004 vs. Baltimore.
- Began his career with a 0.44 ERA (20.2IP/1ER) through his first three starts, allowing eight hits while striking out 21...according to the Elias Sports Bureau, he was the first pitcher in baseball history to go at least 6.0 innings while allowing no more than one run or three hits in each of his first three Major League games...he also was the first pitcher to begin a career with three straight starts of 6.0-or-more innings, 7-or-more strikeouts and one earned run or fewer since earned runs became an official stat (1912 in NL, 1913 in AL).
- Finished the season by allowing 10 earned runs over his last seven starts...his 2.08 ERA (43.1IP/10ER) in that stretch ranked second in the AL, trailing only Cleveland's Cody Anderson (1.66) and was third in the Majors among left handers, trailing only Pittsburgh's J.A. Happ (1.34) and Los Angeles (NL)'s Clayton Kershaw (1.53).
- Ranked as the fifth-best prospect in the International League by *Baseball America* following the season.

Began the **2014** season in the Orioles organization before being traded to the Red Sox on July 31.

- Ranked third among Eastern League pitchers with 8.1 strikeouts per 9.0 innings and was 10th with a 3.60 ERA (120.0IP/48ER).
- On the injured list from April 18-May 22 with a left knee sprain.
- Made six starts with Double A Portland following the trade and had a 0.96 ERA (37.1IP/4ER), allowing one or no runs in all six starts.
- Allowed three runs, two earned, with six strikeouts in 6.2 innings in a playoff start for Portland in Game 3 of the Eastern League Division Series vs. Binghamton.
- Made his Triple A debut in Game 4 of the Governors' Cup Finals at Durham and gave up two earned runs in 7.0 innings.
- Ranked as the No. 4 prospect in the Red Sox organization, the No. 59 prospect in all of baseball and the seventh-best prospect in the Eastern League by *Baseball America*.

Combined to make 25 starts between Single A Frederick and Double A Bowie in **2013**.

- Pitched a scoreless inning in the MLB Futures Game, striking out one.
- Named to the Carolina League midseason All-Star Team and was tabbed an organization All-Star by MiLB.com.

- Selected the Orioles Minor League Pitcher of the Month for May after posting a 5-0 record with a 2.23 ERA (40.1IP/10ER) and 27 strikeouts in six starts.
- Threw a 6.0-inning complete game on July 7 at Harrisburg, allowing a run on two hits with three walks and seven strikeouts.
- Named the Eastern League Pitcher of the Week on September 3 after making two starts and throwing 14.0 shutout innings with seven hits allowed, one walk and 11 strikeouts.
- Pitched for Surprise in the Arizona Fall League and went 0-1 with a 5.52 ERA (14.2IP/9ER) and 16 strikeouts...selected to pitch in the AFL Rising Stars Game.
- Rated as the third-best prospect in the Orioles organization, the No. 65 prospect in all of baseball, the No. 8 prospect in the Carolina League and the No. 9 prospect in the Eastern League by *Baseball America* following the season.

Started 22 games with Single A Delmarva in **2012**.

- Allowed two-or-fewer earned runs in 16 of 22 starts during the season.
- Led Delmarva pitchers (min. nine games) in ERA (3.70) and WHIP (1.24), while he was tied for the team lead in starts.
- Rated as the No. 5 prospect in the Orioles organization by *Baseball America* following the season.

Spent most of the **2011** season with the GCL Orioles, appearing in 11 games, including 10 starts.

- Allowed two runs-or-less in his first seven starts of the season, posting a 1-1 record with a 0.84 ERA (32.0IP/3ER) and 34 strikeouts.
- Ranked as the No. 30 prospect in the Orioles player development system and the No. 18 prospect in the Gulf Coast League by *Baseball America* following the season.

Began his professional career in **2010** with the DSL Orioles, making 12 starts.

- Led the team with a 2.33 ERA (min. five starts) and 62 strikeouts.
- Struck out a season-high 11 on June 12 vs. the DSL Cubs...also had a double-digit strikeout performance on August 17 vs. the DSL Padres, fanning 10.
- Threw a 5.0-inning shutout on July 9 vs. the DSL Rockies, allowing one hit with three walks and two strikeouts.

IN THE COMMUNITY

- Joined a number of big leaguers on a goodwill trip to Colombia in December **2019**, helping to hold clinics for Colombian and Venezuelan kids, as well as donating baseball equipment.

TRANSACTIONS

- Signed by Baltimore as a non-drafted free agent on January 28, 2010
- On temporarily inactive list, May 31-June 6, 2012
- On injured list, April 18-May 22, 2014 (left knee sprain)
- Acquired by Boston from Baltimore in exchange for Andrew Miller on July 31, 2014
- On injured list, April 2-May 31, 2016 (right patella subluxation)
- On paternity list, April 17-19, 2017
- On injured list, June 2-July 17, 2017 (right knee dislocation)
- On injured list, March 26-April 8, 2018 (right knee ligament injury)
- On bereavement list, May 2-5, 2018
- On injured list, July 15-September 1, 2018 (right ankle sprain)
- On injured list, July 14-October 31, 2020
- On injured list, March 29-April 8, 2021 (left elbow inflammation)
- Signed by the Tigers as a free agent on November 16, 2021
- On injured list, May 19-June 9, 2022 (left ribcage sprain)
- On restricted list, June 10-August 19, 2022



2023 TIGERS

EDUARDO JOSE RODRIGUEZ'S CAREER RECORD

Year	Club	W-L	ERA	G	GS	CG	SHO	SV	IP	H	TBF	R	ER	HR	HB	BB	SO	WP	BK	AVG
2010	DSL Orioles	3-4	2.33	12	12	1	1	0	65.2	49	263	26	17	0	0	28	62	7	1	.213
2011	GCL Orioles	1-1	1.81	11	10	0	0	1	44.2	28	178	17	9	0	2	17	46	1	1	.177
	Aberdeen	0-0	6.75	1	1	0	0	0	4.0	6	19	3	3	1	0	1	4	1	0	.333
2012	Delmarva	5-7	3.70	22	22	1	0	0	107.0	103	454	56	44	4	5	30	73	2	2	.251
2013	Frederick	6-4	2.85	14	14	0	0	0	85.1	78	351	36	27	4	2	25	66	2	0	.245
	Bowie	4-3	4.22	11	11	1	0	0	59.2	53	252	28	28	5	2	24	59	1	1	.237
2014	Bowie	3-7	4.79	16	16	1	0	0	82.2	90	362	50	44	5	0	29	69	4	5	.274
	Portland	3-1	0.96	6	6	0	0	0	37.1	30	147	4	4	1	2	8	39	2	0	.222
2015	Pawtucket	4-3	2.98	8	8	1	0	0	48.1	46	190	22	16	2	0	7	44	1	0	.256
	Boston	10-6	3.85	21	21	0	0	0	121.2	120	522	55	52	13	4	37	98	4	1	.255
2016	Pawtucket	0-4	3.08	7	7	0	0	0	38.0	33	154	15	13	6	1	7	24	0	0	.231
	Boston	3-7	4.71	20	20	0	0	0	107.0	99	458	58	56	16	3	40	100	0	0	.241
2017	Portland#	0-1	15.00	1	1	0	0	0	3.0	9	18	6	5	1	0	0	3	0	0	.529
	Pawtucket#	0-1	4.35	2	2	0	0	0	10.1	10	44	5	5	0	1	5	12	2	0	.263
	Boston	6-7	4.19	25	24	0	0	0	137.1	126	582	66	64	19	5	50	150	1	1	.241
2018	Portland#	0-0	0.00	2	2	0	0	0	8.0	3	31	0	0	0	0	4	14	0	0	.111
	Boston	13-5	3.82	27	23	0	0	0	129.2	119	553	56	55	16	4	45	146	1	0	.238
2019	Boston	19-6	3.81	34	34	0	0	0	203.1	195	859	88	86	24	7	75	213	3	0	.253
2020	Did not play																			
2021	Boston	13-8	4.74	32	31	0	0	0	157.2	172	675	87	83	19	2	47	185	0	1	.277
2022	Lakeland#	0-0	3.00	1	1	0	0	0	3.0	3	14	1	1	0	0	1	5	0	0	.231
	Toledo#	1-0	0.60	3	3	0	0	0	15.0	8	54	1	1	0	0	2	26	0	0	.154
	DETROIT	5-5	4.05	17	17	0	0	0	91.0	87	391	49	41	12	2	34	72	1	0	.247
MINOR LEAGUE TOTALS		30-36	3.19	117	116	5	1	1	612.0	549	2531	270	217	29	15	188	546	23	10	.241
DETROIT TOTALS		5-5	4.05	17	17	0	0	0	91.0	87	391	49	41	12	2	34	72	1	0	.247
MAJOR LEAGUE TOTALS		69-44	4.15	176	170	0	0	0	947.2	918	4040	459	437	119	27	328	964	10	3	.239

MAJOR LEAGUE CAREER FIELDING

	G	TC	PO	A	E	DP	PCT
Pitcher	176	122	22	94	6	5	.951

MAJOR LEAGUE CAREER HIGHS

Longest Winning Streak in Games with Decision: 7 (twice) - last, September 19, 2019-May 7, 2021


Longest Losing Streak in Games with Decision: 4 (three times) - last, May 12-31, 2021

Strikeouts: 13 - September 25, 2016 at Tampa Bay

Walks: 7 - September 20, 2018 at New York (AL)

Innings (starter): 8.0 (three times) - last, May 21, 2017 at Oakland

Innings (reliever): 2.0 - September 29, 2018 vs. New York (AL)



76

JULIO RODRIGUEZ

NON-ROSTER INVITEE

HT: 6-0 WT: 245 BT: R TH: R BORN: 6/11/1997 IN SANTIAGO DE LOS CABALLEROS, DR

CATCHER

Opening Day Age: 25 **Residence:** Santiago de los Caballeros, DR

Major League Service: 0.000 **Signed Through:** 2023

How Obtained: Signed by the Tigers as a Minor League free agent on November 27, 2022

SEASON HIGHLIGHTS

Spent the entire 2022 season with Double A Springfield, playing in 68 games.

- Named a Cardinals Organization All-Star by MiLB.com.
- Hit .333/.431/.714 with four doubles, four home runs and 11 RBI in 14 games during July.
- Played 16 games with Aguilas Cibaenas in the Dominican Winter League, batting .214/.250/.333 with two doubles, one home run and five RBI.

Limited to 29 games with Double A Springfield in 2021 after missing most of the season with an injury.

- Threw out 62.5% of attempted basestealers, including 9-of-14 with Springfield.
- Sidelined from May 11-July 28 with a left wrist sprain.
- Had four hits, including a double, and drove in two runs on August 19 vs. Wichita.
- Went 1x10 with a double in eight games with Aguilas Cibaenas in the Dominican Winter League.
- Ranked as the No. 27 prospect in the Cardinals organization by *Baseball America* following the season... also rated as the best defensive catcher in the organization.



Spent the entire **2020** season at the Cardinals alternate training site.

- Played in 15 games with Leones del Escogido in the Dominican Winter League and went 5x31 with a double.
- Ranked as the No. 19 prospect in the Cardinals organization by *Baseball America* following the season... also rated as the best defensive catcher in the organization.

Spent most of the **2019** season with Single A Palm Beach, playing in 71 games.

- Named to the Florida State League midseason All-Star Team.
- Earned FSL Player of the Week honors for the week ending May 12 after going 8x15 with two doubles, two home runs and four RBI.
- Hit safely in 11 straight games from April 28-May 16, slashing .395/.413/.628 with four doubles, two home runs and eight RBI.
- Went 9x45 with two RBI in 15 games with Leones del Escogido in the Dominican Winter League.
- Ranked as the No. 16 prospect in the Cardinals player development system by *Baseball America* following the season...also rated as the best defensive catcher in the organization.

Appeared in 76 games with Single A Peoria in **2018**.

- Ranked second among Midwest League catchers by throwing out 46.8% (36-of-77) of attempted base stealers.
- Hit a pair of home runs and drove in four on April 26 at Beloit...also had a multi-homer game on May 14 vs. Clinton.
- Had a 10-game hitting streak from June 1-23, going 13x39 with five runs scored.
- Played in three games during the Midwest League playoffs and went 4x11.

Spent the majority of the **2017** season with Single A Johnson City, playing in 47 games.

- Posted a 12-game hitting streak from August 3-20, hitting .388/.444/.673 with eight doubles, two home runs and 16 RBI.

Began his professional career in **2016**, appearing in 40 games with the DSL Cardinals.

- Hit safely in his first nine games as a professional, going 13x38 with three doubles, a triple and seven RBI.

TRANSACTIONS

- Signed by St. Louis as a non-drafted free agent on January 26, 2016
- On injured list, May 11-July 28, 2021 (left wrist sprain)
- Signed by the Tigers as a Minor League free agent on November 27, 2022

JULIO ESTEBAN RODRIGUEZ'S CAREER RECORD

Year	Club	AVG	G	AB	R	H	TB	2B	3B	HR	RBI	SH	SF	HB	BB	SO	SB	CS	OBP	SLG	E
2016	DSL Cardinals	.322	40	143	30	46	83	10	3	7	37	0	5	3	19	19	0	0	.460	.580	
2017	Johnson City	.280	47	182	28	51	82	14	1	5	36	0	1	1	17	31	0	0	.343	.451	
	Palm Beach	.000	1	3	0	0	0	0	0	0	0	0	0	0	0	0	0	0	.000	.000	
2018	Peoria	.258	76	291	26	75	118	15	2	8	47	0	2	0	13	60	0	0	.288	.405	
2019	Palm Beach	.276	71	268	28	74	109	14	0	7	31	0	1	2	16	53	0	0	.321	.407	
	Springfield	.222	14	45	2	10	14	1	0	1	7	0	0	0	2	15	0	0	.255	.311	
2020	Did Not Play																				
2021	FCL Cardinals	.286	7	14	2	4	4	0	0	0	2	0	1	2	5	3	0	0	.500	.286	
	Springfield	.196	29	107	10	21	32	2	0	3	10	0	0	1	7	23	1	0	.252	.299	
2022	Springfield	.252	68	218	33	55	95	7	0	11	50	0	2	2	47	64	2	0	.387	.436	
MINOR LEAGUE TOTALS		.264	353	1271	159	336	537	63	6	42	220	0	12	11	126	268	3	0	.333	.423	



34

JAKE ROGERS

HT: 6-1 WT: 201 BT: R TH: R BORN: 4/18/1995 IN CANYON, TX

CATCHER

Opening Day Age: 27 Residence: Dallas, TX
 Major League Service: 2.040 Signed Through: 2023
 How Obtained: Acquired by the Tigers along with Daz Cameron and Franklin Pérez from Houston in exchange for Justin Verlander and a player to be named later (Juan Ramirez) on August 31, 2017

CAREER HIGHLIGHTS

- Selected to participate in the MLB Futures Game prior to the Major League Baseball All-Star Game in 2019 at Progressive Field in Cleveland.

SEASON HIGHLIGHTS

Missed the entire 2022 season while rehabbing from Tommy John surgery.

Limited to just 38 games in 2021 after suffering a season-ending injury on July 19.

- Swiped his first big league stolen base on June 5 at Chicago (AL), becoming the first Tigers catcher to steal a base since John Hicks on April 17, 2019 vs. Pittsburgh.
- Threw out at least one runner attempting to steal in four straight games from May 31-June 9, which was the longest streak by a Tigers catcher since May 22-27, 2014, when Alex Avila had at least one runner caught stealing in five straight games.
- Hit the longest home run of his career on June 9 vs. Seattle, a solo shot that travelled 423 feet.
- Recorded his first Major League triple and homered on June 10 vs. Seattle...homered in consecutive games for the first time in his career.
- Made his first career pitching appearance on June 12 vs. Chicago (AL), allowing two runs on two hits and a walk in 1.0 inning...also played third base for the first time in his career in the contest.
- Added his second three-bagger of the season on June 22 vs. St. Louis, becoming the first Tigers catcher since James McCann in 2017 to have multiple triples in a season.
- Hit the first grand slam of his Major League career on July 11 at Minnesota, a go-ahead blast in the ninth inning...marked the sixth time since 2000 that a Tigers player has hit a go-ahead grand slam in the ninth inning-or-later (last, John Hicks, September 14, 2019 vs. Baltimore).
- Went on the injured list on July 19 with right arm soreness and missed the rest of the season.

Spent the entire 2020 season at the alternate training site in Toledo.

- Ranked as the No. 22 prospect and as the best defensive catcher in the Tigers organization by *Baseball America* following the season.

Saw the first Major League action of his career in 2019, appearing in 35 games with the Tigers.

- Belted a pair of home runs for Double A Erie on April 16 at Bowie...also had a pair of homers on May 3 vs. Bowie.
- Named the Tigers Minor League Player of the Month for May, hitting .325/.432/.636 with six doubles, six home runs and 22 RBI in 23 games between Erie and Triple A Toledo.
- Made his Major League debut on July 30 at Los Angeles (AL), going 2x4 with a RBI...became the first Tiger to have multiple hits and a RBI in his big league debut since JaCoby Jones on August 30, 2016 vs. Chicago (AL).
- Belted the first home run of his Major League career on July 31 at Los Angeles (AL), hitting a solo shot in the third inning off Jose Suarez...scored three runs in the game, becoming the first Tigers player with three runs scored in one of his first two Major League games since Scott Livingstone on July 19, 1991 at Kansas City and first catcher since Lance Parrish on September 7, 1977 vs. Baltimore.
- Hit his fourth home run on August 13 vs. Seattle, becoming the first Tigers catcher since at least 1908 to hit four homers in his first 11 career games.
- Ranked as the No. 10 prospect and as the best defensive catcher in the Tigers organization by *Baseball America* following the season.

Played in a career-high 99 games in 2018 as he spent the entire season with Double A Erie.

- Selected to MLB Pipeline's All-Defense Team for the second straight year as the best defensive catcher in the Minors.
- Ranked fourth in the Eastern League with one home run every 20.71 at-bats.
- Had a three-homer game and drove in a season-high four runs on June 12 at Hartford.



- Played with the Mesa Solar Sox in the Arizona Fall League, hitting .167/.231/.271 with eight runs scored, five doubles and one RBI in 13 games...was selected to play in the AFL's Rising Stars Game.
- Rated as the 13th-best prospect and as the best defensive catcher in the Tigers organization by *Baseball America* following the season.

Began the **2017** season in the Houston Astros organization, before being traded to the Tigers on August 31.

- Name to MLB Pipeline's All-Defense Team as the best defensive catcher in the Minors.
- Collected a season-high four hits and drove in a season-best four RBI on July 4 at Myrtle Beach.
- Homered in three consecutive games from July 8-10 at Down East.
- Posted a 12-game hitting streak from July 2-16...hit .420/.473/.760 with 11 runs scored, two doubles, five home runs and 17 RBI.
- Ranked as the fifth-best prospect and as being the best defensive catcher in the Tigers organization by *Baseball America* following the season.

Completed his first season of professional baseball in **2016**, playing in 46 games between Single A Tri-City and Single A Quad Cities.

- Had a season-high three hits on July 25 vs. Vermont.
- Ranked as the No. 20 prospect in the Astros organization by *Baseball America* following the season.

TRANSACTIONS

- Selected by Houston in the third round of the 2016 MLB Draft out of Tulane University
- Acquired by the Tigers along with Daz Cameron and Franklin Pérez from Houston in exchange for Justin Verlander and a player to be named later (Juan Ramirez) on August 31, 2017
- On temporarily inactive list, July 6-8, 2019 (Participating in Futures Game)
- On injured list, July 19-November 7, 2021 (right forearm strain)
- On injured list, April 6-November 10, 2022 (right elbow ulnar collateral ligament injury)

JACOB RAY ROGERS' CAREER RECORD

Year	Club	AVG	G	AB	R	H	TB	2B	3B	HR	RBI	SH	SF	HB	BB	SO	SB	CS	OBP	SLG	E
2016	Tri-City	.253	25	87	11	22	37	7	1	2	12	1	0	3	13	18	0	2	.369	.425	3
	Quad Cities	.208	21	72	7	15	23	3	1	1	4	0	0	2	8	25	1	0	.305	.319	3
2017	Quad Cities	.255	27	102	17	26	53	7	1	6	15	0	1	4	9	28	1	0	.336	.520	1
	Buies Creek	.265	83	313	43	83	143	18	3	12	55	0	6	4	44	72	13	8	.357	.457	4
	Lakeland	.143	2	7	0	1	1	0	0	0	0	0	0	0	1	2	0	0	.250	.143	0
2018	Erie	.219	99	352	57	77	145	15	1	17	56	2	7	6	41	112	7	1	.305	.412	5
2019	Erie	.302	28	86	17	26	46	3	1	5	21	0	4	3	19	26	0	0	.429	.535	1
	Toledo	.223	48	166	29	37	76	10	1	9	31	1	0	6	18	53	0	0	.321	.458	3
	DETROIT	.125	35	112	11	14	29	3	0	4	8	2	0	1	13	51	0	0	.259	.481	1
2020	Did Not Play																				
2021	Toledo	.000	1	3	1	0	0	0	0	0	0	0	0	0	1	3	0	0	.250	.000	0
	DETROIT	.239	38	113	17	27	56	5	3	6	17	3	0	0	11	46	1	0	.306	.496	1
2022	Did Not Play																				
MINOR LEAGUE TOTALS		.242	334	1188	182	287	524	63	9	52	194	4	18	28	154	339	22	11	.338	.441	20
MAJOR LEAGUE TOTALS		.182	73	225	28	41	85	8	3	10	25	5	0	1	24	97	1	0	.264	.378	2

MAJOR LEAGUE CAREER FIELDING

	G	TC	PO	A	E	DP	PCT
Catcher	71	608	576	30	2	3	.997
Third Base	1	0	0	0	0	0	---
Pitcher	1	1	0	1	0	0	1.000

IN-DEPTH MAJOR LEAGUE CATCHING STATISTICS

Year	G	SB	CS	CS%	PB	SLAA	FrmRAA
2019	34	11	7	38.9	9	-21.24	-2.51
2021	37	6	8	57.1	3	-27.38	-3.41
Totals	71	17	15	46.9	12	-48.62	-5.92

MAJOR LEAGUE CAREER HIGHS

- Hits:** 2 (seven times) - last, July 6, 2021 at Texas
- Home Runs:** 1 (10 times) - last, July 11, 2021 at Minnesota
- RBI:** 4 - July 11, 2021 at Minnesota
- Stolen Bases:** 1 - June 5, 2021 at Chicago (AL)
- Hitting Streak:** 7 - June 27-July 7, 2021




33 DONNY SANDS

HT: 6-2 WT: 190 BT: R TH: R BORN: 5/16/1996 IN TUCSON, AZ

CATCHER

Opening Day Age: 26 Residence: Tucson, AZ
 Major League Service: 0.035 Signed Through: 2023
 How Obtained: Acquired by the Tigers along with Nick Maton and Matt Vierling from Philadelphia in exchange for Kody Clemens and Gregory Soto on January 7, 2023

SEASON HIGHLIGHTS

Spent most of the **2022** season with Triple A Lehigh Valley...also saw his first Major League action, appearing in three games with the Phillies.

- Named a Phillies Organization All-Star by MiLB.com.
- Started the season strong, hitting .333/.476/.462 with four doubles, a home run and 16 RBI in 25 games from April 5-May 7.
- Sidelined from May 8-June 26 with a left foot strain.
- Had a four-hit performance and scored a run on June 28 at Syracuse.
- On the injured list from August 9-23.
- Made his Major League debut on September 2 at San Francisco, entering as a pinch hitter and remaining in the game to catch the final 2.0 innings.

Combined to play 94 games between Double A Somerset and Triple A Scranton/Wilkes-Barre in **2021**.

- Launched a pair of solo home runs on June 1 vs. Reading...also had a two-homer game later in the month on June 15 vs. Richmond.
- Went deep in three consecutive games vs. Richmond from June 15-17, driving in 10 runs over the three-game stretch.
- Was promoted to Scranton/Wilkes-Barre for his first action at the Triple A level on July 16 and went 3x5 with a solo home run in his first game at Worcester.
- On the injured list from September 28-October 5 with a left thumb contusion.

Worked out remotely during the **2020** season as a result of the COVID-19 pandemic.

Spent the entire **2019** season with Single A Tampa, playing in 68 games.

- Hit safely in 11 straight games from July 27-August 20, batting .333/.381/.564 with four doubles, a triple, a home run and six RBI.
- Played for Surprise in the Arizona Fall League and hit .204/.307/.315 with three doubles, a home run and nine RBI in 16 games.

Limited to 27 games in **2018** due to three separate stints on the injured list.

- Sidelined from April 5-June 21 with a left wrist fracture.
- Scored three runs and went 4x5 on June 24 vs. Jupiter.
- On the injured list from July 15-23 with a left wrist contusion.
- Sidelined from August 5-30 with a concussion.

Spent most of the **2017** season with Single A Charleston, before being promoted to Single A Tampa late in the season.

- Named a Yankees Organization All-Star by MiLB.com and was selected a South Atlantic League All-Star.
- Hit .324/.342/.366 with three doubles and 11 RBI in 19 games during May.
- Played in 19 games for Charleston in July, slashing .357/.423/.514 with eight doubles, a home run and 16 RBI.

Appeared in 30 games in **2016** between the two Yankees GCL teams and Single A Pulaski.

- Converted to catcher after beginning his pro career at third base and committed just two errors in 182 total chances, while throwing out six-of-33 attempted base stealers.

Began his professional career in **2015**, playing in 48 games with GCL Yankees1.

- Selected to the Gulf Coast League All-Star Team.
- Ranked third in the GCL with a .405 on-base percentage, while he was seventh with a .309 batting average.



AMATEUR HIGHLIGHTS

- Graduated from Salpointe Catholic High School, where he was named to the **2015 ABCA/Rawlings All-Region VII Team.**

TRANSACTIONS

- Selected by New York (AL) in the eighth round of the 2015 MLB Draft out of Salpointe Catholic HS (AZ)
- On injured list, April 5-June 21, 2018 (left wrist fracture)
- On injured list, July 15-23, 2018 (left wrist contusion)
- On injured list, August 5-30, 2018 (concussion)
- On injured list, September 28-October 5, 2021 (left thumb contusion)
- Acquired by Philadelphia along with Nick Nelson from New York (AL) in exchange for T.J. Rumfield and Joel Valdez on November 19, 2021
- On injured list, May 8-June 26, 2022 (left foot strain)
- On injured list, August 9-23, 2022
- Acquired by the Tigers along with Nick Maton and Matt Vierling from Philadelphia in exchange for Kody Clemens and Gregory Soto on January 7, 2023

DONNY SANDS' CAREER RECORD

Year	Club	AVG	G	AB	R	H	TB	2B	3B	HR	RBI	SH	SF	HB	BB	SO	SB	CS	OBP	SLG	E
2015	GCL Yankees	1.309	48	162	27	50	59	9	0	0	26	0	1	3	24	15	7	4	.405	.364	5
	Charleston	.310	7	29	3	9	10	1	0	0	4	0	0	0	1	5	0	1	.333	.345	2
2016	GCL Yankees East	.250	1	4	0	1	1	0	0	0	0	0	0	0	0	1	0	0	.250	.250	0
	GCL Yankees West	.271	13	48	3	13	16	3	0	0	3	0	0	0	1	3	1	0	.300	.333	1
	Pulaski	.300	16	60	7	18	25	1	0	2	10	0	2	0	6	9	1	0	.353	.417	1
2017	Charleston	.269	76	286	31	77	100	17	0	2	45	1	3	3	21	53	0	5	.323	.350	5
	Tampa	.306	17	62	9	19	30	5	0	2	10	0	1	0	5	10	1	1	.353	.484	3
2018	GCL Yankees West#	.500	1	2	1	1	1	0	0	0	0	0	0	0	1	0	0	0	.667	.500	0
	GCL Yankees East#	.250	2	4	0	1	1	0	0	0	0	0	0	0	1	0	0	0	.400	.250	0
	Tampa	.267	25	86	10	23	28	5	0	0	7	0	1	2	5	22	0	0	.319	.326	1
2019	Tampa	.221	68	226	18	50	70	12	1	2	22	0	1	2	18	51	0	1	.283	.310	9
2020	Did Not Play																				
2021	Somerset	.253	52	194	27	49	89	10	0	10	27	0	2	3	16	25	2	0	.316	.459	3
	Scranton/WB	.272	42	147	20	40	70	6	0	8	29	0	2	0	16	32	0	1	.339	.476	2
2022	Clearwater#	.300	3	10	1	3	7	1	0	1	2	0	0	0	1	2	0	0	.364	.700	0
	Lehigh Valley	.308	57	201	41	62	86	9	0	5	34	0	3	0	38	44	1	0	.413	.428	4
	Philadelphia	.000	3	3	0	0	0	0	0	0	0	0	0	0	1	1	0	0	.250	.000	0
MINOR LEAGUE TOTALS		.274	428	1521	198	416	593	79	1	32	219	1	16	14	154	272	13	13	.343	.390	36
MAJOR LEAGUE TOTALS		.000	3	3	0	0	0	0	0	0	0	0	0	0	1	1	0	0	.250	.000	0

CAREER FIELDING

	G	TC	PO	A	E	DP	PCT
Catcher	1	1	1	0	0	0	1.000

IN-DEPTH CATCHING STATISTICS

	G	SB	CS	CS%	PB	SLAA	FrmRAA
2022	1	0	0	---	0	-1.98	-0.24
Totals	1	0	0	---	0	-1.98	-0.24

CAREER HIGHS

- Hits:** No Major League hits
- Home Runs:** No Major League home runs
- RBI:** No Major League RBI
- Stolen Bases:** No Major League stolen bases
- Hitting Streak:** No Major League hitting streak



7

JONATHAN SCHOOP

HT: 6-1 WT: 247 BT: R TH: R BORN: 10/16/1991 IN WILLEMSTAD, CW

INFIELDER

Opening Day Age: 31

Residence: Willemstad, CW

Major League Service: 9.027

Signed Through: 2023

How Obtained: Signed by the Tigers as a free agent on February 5, 2021

CAREER HIGHLIGHTS

- Named to the American League All-Star Team in **2017** with Baltimore.
- Selected the American League Player of the Week twice in his career, earning the honor for the week ending July 23, **2017** and July 29, **2018**.
- Played for the Netherlands in the **2013**, **2017** and **2023** World Baseball Classic.
- Selected to participate in the Futures Game prior to the **2011** All-Star Game at Chase Field in Phoenix.

SEASON HIGHLIGHTS

Played in 131 games with the Tigers in **2022**, his sixth consecutive 162-game season with at least 100 games played.

- Named a finalist for the Rawlings Gold Glove Award among American League second basemen...led all Major Leaguers with 27 outs above average and 22.8 defensive runs above average, while he ranked fifth among second basemen with eight defensive runs saved.
- Drove in the 500th run of his Major League career on April 9 vs. Chicago (AL) on a fielder's choice.
- Recorded the 1,000th hit of his big league career on May 30 vs. Minnesota...became the third player from Curaçao with 1,000 career hits, joining Andruw Jones and Andrelton Simmons.
- Posted his 16th career four-RBI game in the second game of the doubleheader on May 31 vs. Minnesota, hitting a two-run homer in the first inning and a two-run single in the second...was the first Tigers player to drive in all four runs in a game when Detroit scored only four and won since Miguel Cabrera on June 12, 2015 vs. Cleveland.
- Combined to go 6x8 in the doubleheader on July 4 vs. Cleveland, including recording a hit in his first six plate appearances of the twinbill...had four hits in the first game, his seventh career four-hit game and first since September 3, 2021 at Cincinnati...recorded the 200th double of his Major League career in the second game of the doubleheader.
- Posted a season-best, 12-game hitting streak from July 4 (Game 1)-14, hitting .378/.417/.422 with two doubles and two RBI.
- Sidelined from August 23 (retroactive to August 21)-September 8 with a right ankle sprain.

Was one of the team's most consistent hitters in **2021**, playing in 156 games, his third season with at least 150 games played.

- Finished the season with 22 home runs, his fifth consecutive 162-game season with 20-or-more home runs.
- Had 53 multi-hit games during the season, which ranked second in the American League and tied for fourth in the Majors...ranked tied for fifth in the American League and tied for 10th in the Majors with 173 hits.
- Made his first career start at first base on April 3 vs. Cleveland...finished the season with 103 starts at first.
- Belted a pair of home runs on June 1 at Milwaukee, his first multi-homer game with the Tigers.
- Finished a perfect 4x4 on June 4 at Chicago (AL), hitting a pair of homers and driving in five, tying his career high...also drew a walk, marking the first time in his career reaching base five times in a game...was his 15th career multi-homer game and his fifth career four-hit performance...also had a four-hit game on September 3 at Cincinnati.
- Named Tigers Player of the Month for June, hitting .340/.379/.698 with eight doubles, 10 home runs and 27 RBI...ranked third in the American League in RBI, while he was tied for third in home runs, sixth in hits (36), seventh in slugging percentage and 10th in OPS (1.077)...his 10 homers in June were the most for a Tiger in a single month since Justin Upton hit 11 in August, 2017.
- Posted a career-best, 16-game hitting streak from July 7-26, hitting .354/.377/.446 with three doubles, a home run and 11 RBI...the streak was the longest by a Tigers player since Nick Castellanos hit safely in 17 straight games from September 3-20, 2017.



- Recorded his best stretch of the season from May 22-August 11, hitting .333/.376/.554 with 18 doubles, 15 home runs and 51 RBI in 70 games...led all Major Leaguers with 95 hits in that span, while he was fourth in batting average and tied for sixth in RBI.
- Hit his 20th homer of the season on September 10 vs. Tampa Bay, a go-ahead grand slam in the seventh inning...was his fifth career grand slam (last, August 25, 2020 vs. Chicago (NL)) and gave him 20-or-more homers in a season for the fifth time in his career and for the third consecutive 162-game season.
- Played in the 1,000th game of his big league career on September 30 at Minnesota...became the third player from Curaçao to play in 1,000 games, joining Andruw Jones (2,196) and Andrelton Simmons (1,188).
- Posted a 12-game hitting streak from September 18-October 1, hitting .340/.396/.532 with three doubles, two home runs and seven RBI.

Completed his first season with the Tigers in **2020**, appearing in 44 games.

- Named a finalist for the American League Gold Glove Award for second basemen...led all AL second basemen with a .994 fielding percentage during the season, committing just one error in 174 total chances...among qualified second basemen, he ranked second in the AL with a 2.4 UZR and first in the Majors with a 10.7 UZR/150 (UZR normalized for number of chances in a season).
- Homered in three straight games from July 28-30, marking the fifth time in his career he has done so (last, August 25-28, 2019)...each of the longballs came at home, becoming the first Tiger to homer in three consecutive games at Comerica Park since Ian Kinsler from May 16-18, 2016.
- Had his best stretch of the season over 30 games between August 11-September 12, over which he hit .302/.362/.509 with three doubles, two triples, five home runs and 15 RBI.
- Belted his fourth career grand slam on August 25 vs. Chicago (NL)...was the second grand slam of the season for Detroit, following Isaac Paredes' on August 21 at Cleveland.
- Scored the 400th run of his career on August 26 vs. Chicago (NL), going 3x5 with a RBI...was his fifth game of three-or-more hits during the season, which was tied with Jeimer Candelario for the team lead.
- Placed on the injured list on September 13 with a right wrist sprain and missed the rest of the season.

Played in 121 games with Minnesota in **2019**, marking the fourth consecutive year that he has appeared in 120 games-or-more at the Major League level.

- Ranked third among Major League second basemen with a .478 slugging percentage, while he was fourth with 22 home runs.
- Posted five multi-homer games during the season, hitting two home runs on April 9 at New York (NL), April 20 at Baltimore, May 18 at Seattle, May 23 at Los Angeles (AL), and August 28 at Chicago (AL)...his five multi-homer games were tied for the second most by a second baseman in Major League history, trailing only Chase Utley's seven multi-homer games in 2006 with Philadelphia.
- Recorded his fourth career game with five RBI on May 18 at Seattle.
- Hit .311/.340/.689 with two doubles, five home runs and nine RBI in 15 games during August.
- Played in his 800th career game on September 27 at Kansas City.

Began the **2018** season with Baltimore, before being traded to Milwaukee on July 31.

- Sidelined from April 14-May 8 with a right oblique muscle strain.
- Recorded multi-homer games on May 12 vs. Tampa Bay and July 5 at Minnesota.
- Named American League Player of the Week for the week ending July 29, hitting .379/.379/.931 with one double, five home runs and 13 RBI in six games...homered in five consecutive games from July 22-27.
- Finished the month of July batting .360/.356/.700 with seven doubles, nine home runs and 19 RBI in 24 games.
- Hit his third career grand slam on September 9 vs. San Francisco off Madison Bumgarner...also tied a career high with five RBI.
- Played in four games during Milwaukee's postseason run, appearing in two games in both the National League Division Series vs. Colorado and the National League Championship Series vs. Los Angeles (NL).

Named to the American League All-Star Team in **2017** as he set career highs with 92 runs scored, 182 hits, 32 home runs and 105 RBI.

- Voted the winner of the Louis M. Hatter Most Valuable Oriole Award by members of the local media.
- Ranked tied for fourth in the American League with 53 multi-hit games, while he was sixth in hits, RBI and total bases (313).
- Played 3.0 innings at second base in the All-Star Game and went 1x1 with a run scored and a double.
- Appeared in seven games for Team Netherlands in the World Baseball Classic, hitting .222/.300/.333 with a home run and four RBI.
- Established franchise records for a second baseman with 32 home runs and 105 RBI...he was the only AL infielder to finish the season with 30-or-more home runs and at least 100 RBI...ranked fourth among Major League second basemen with 66 extra-base hits.
- Reached base safely in a career-high 26 consecutive games from April 12-May 12, hitting .344/.385/.613 with 10 doubles, five home runs and 17 RBI.



- Selected AL Player of the Week for the week ending July 23 after batting .433/.438/.800 with two doubles, three home runs and 16 RBI.
- Finished the month of July hitting .343/.377/.638 with four doubles, nine home runs and 28 RBI...led the AL in RBI during the month, while he was tied for second in home runs.
- Reached the 100 RBI mark on August 31 and became the fastest Oriole to reach 100 RBI in a season since Chris Davis in 2013.
- Recorded his second career walk-off hit on September 1 vs. Toronto, a RBI double in the bottom of the 13th inning.

Played in all 162 games for the Orioles in **2016**...joined Kansas City's Alcides Escobar and Houston's George Springer as the only players to play in every game during the season.

- Finished the season with 13 game-winning RBI, which was tied with Chris Davis for the team lead.
- Of his 164 hits, 64 of them went for extra bases (38 doubles, one triple, 25 home runs).
- Recorded the first triple of his Major League career on May 12 vs. Detroit.
- Posted his fourth career multi-homer game, hit his second career grand slam and drove in a career-best five runs on May 14 vs. Detroit.
- Had an 11-game hitting streak from June 18-29, batting .489/.520/.830 with seven doubles, three home runs and nine RBI...had eight multi-hit performances during the streak.
- Hit a go-ahead, two-run, two-out double in the 14th inning on July 6 at Los Angeles (NL).
- Tied his career high with five RBI on September 30 at New York (AL).
- Started at second base in the American League Wild Card Game at Toronto, going 0x4.

Appeared in 86 games with Baltimore in **2015**.

- Belted the first grand slam of his career on April 11 vs. Toronto.
- Sidelined from April 18-July 5 with a right knee sprain.
- Hit the first walk-off home run of his career in the bottom of the ninth inning on July 10 vs. Washington.
- Posted a career-best, 12-game hitting streak from September 7-19, batting .327/.353/.531 with one double, three home runs and five RBI.

Completed his first full season with the Orioles in **2014**, seeing time in 137 games.

- Made an Opening Day roster at the Major League level for the first time in his career.
- Ranked fourth among American League second basemen with a .987 fielding percentage, while he was fifth with 16 Total Zone Runs and a 4.84 Range Factor/9.0 innings and eighth with 89 double plays turned.
- Collected his first career multi-homer game on May 26 at Milwaukee.
- Started all seven postseason games, hitting .190/.292/.238 with one double and two RBI.

Limited to 70 games with Triple A Norfolk in **2013** after missing over two months of the season due to injury...also saw his first Major League action, appearing in five games with Baltimore.

- Played for Team Netherlands in the World Baseball Classic, hitting .214/.313/.464 with a double, two home runs and six RBI in eight games.
- Sidelined from May 14-July 26 due to a stress fracture in his lower back.
- Made his Major League debut on September 25 vs. Toronto, going 2x3 with three runs scored and a solo home run...belted his first big league home run in the sixth inning off Kyle Drabek, becoming just the second player in club history to homer in his first Major League game, joining Larry Haney on July 27, 1966 vs. Cleveland.
- Played for Surprise in the Arizona Fall League after the season, hitting .177/.271/.323 with three home runs and six RBI...helped the Sagueros to the AFL title, going 1x3 with a run scored in the championship game.
- Ranked as the No. 5 prospect in the Orioles organization and the 14th-best prospect in the International League by *Baseball America*...also rated as the best power hitter and as possessing the best infield arm in the organization.

Spent the entire **2012** season with Double A Bowie, leading the team with 14 home runs, while he ranked second with 124 games played, 119 hits, 68 runs and 187 total bases.

- Selected to the Eastern League midseason All-Star Team and was named an organization All-Star by MiLB.com.
- Hit a pair of home runs on June 24 vs. Reading.
- Played in 21 games with Mesa in the Arizona Fall League after the season, and hit .270/.446/.429 with four doubles, two home runs and 10 RBI...selected to play in the AFL Rising Stars Game.
- Ranked as the third-best prospect in the Orioles organization, the No. 14 prospect in the Eastern League and the 19th-best prospect in the Arizona Fall League by *Baseball America* following the season...also rated as the best power hitter and as possessing the best infield arm in the Orioles system.

Named the Orioles Brooks Robinson Minor League Player of the Year in **2011** as he combined to hit .290/.349/.432 with 24 doubles, five triples, 13 home runs and 71 RBI in 128 games between Single A Delmarva and Single A Frederick.

- Selected an Orioles organization All-Star by MiLB.com.

- Began the month of May on a 16-game hitting streak, over which he hit .348/.397/.515 with three doubles, one triple, two home runs and eight RBI.
- Tabbed Carolina League Player of the Week for the week ending August 14 after batting .467/.500/.833 with five doubles, two home runs and eight RBI in seven games.
- Selected the Orioles Minor League Player of the Month for August, hitting .336/.371/.536 with eight doubles, one triple, four home runs and 21 RBI in 28 games.
- Appeared in nine games during the Carolina League playoffs, and hit .314/.368/.457 with two doubles, one home run and four RBI.
- Ranked as the No. 3 prospect in the Orioles organization, the No. 82 prospect overall, the sixth-best prospect in the Carolina League and the No. 9 prospect in the South Atlantic League by *Baseball America* following the season.

Combined to play in 62 games between Rookie-level GCL Orioles, Rookie-level Bluefield and Single A Frederick in **2010**.

- Belted a pair of home runs and drove in four on June 24 at the GCL Red Sox.
- Went 4x4 with two RBI on August 30 at Johnson City.
- Played in 26 games with Bluefield in August, and hit .318/.381/.511 with nine doubles, one triple, two home runs and 12 RBI.
- Ranked as the No. 10 prospect in the Orioles organization by *Baseball America* following the season.

Began his professional career in **2009** with the DSL Orioles.

- Led the team in games played (68) and RBI (35), while he was third in stolen bases (11).
- Had a four-hit game and drove in a run on July 17 at the DSL Rockies.

PERSONAL/MISCELLANEOUS

- Played on the Little League World Series championship team from Willemstad, Curacao in **2004**, and recorded the save in the finale against Thousand Oaks, CA.

TRANSACTIONS

- Signed by Baltimore as a non-drafted free agent on August 20, 2008
- On temporarily inactive list, July 9-13, 2011 (Participating in Futures Game)
- On injured list, May 14-July 26, 2013 (back strain)
- On injured list, April 18-July 5, 2015 (right knee sprain)
- On injured list, April 14-May 8, 2018 (right oblique muscle strain)
- Acquired by Milwaukee from Baltimore in exchange for Jean Carmona, Luis Ortiz and Jonathan Villar on July 31, 2018
- Signed by Minnesota as a free agent on December 6, 2018
- Signed by the Tigers as a free agent on December 21, 2019
- On injured list, September 13-October 28, 2020 (right wrist sprain)
- Signed by the Tigers as a free agent on February 5, 2021
- On injured list, August 21-September 8, 2022 (right ankle sprain)



2023 TIGERS

JONATHAN RUFINO JEZUS SCHOOP'S CAREER RECORD

Year	Club	AVG	G	AB	R	H	TB	2B	3B	HR	RBI	SH	SF	HB	BB	SO	SB	CS	OBP	SLG	E
2009	DSL Orioles	.239	68	247	28	59	72	7	3	0	35	6	1	6	24	39	11	3	.320	.291	20
2010	GCL Orioles	.250	17	60	11	15	28	4	0	3	16	0	2	1	7	7	0	0	.329	.467	1
	Bluefield	.316	39	133	16	42	61	11	1	2	16	3	0	0	12	14	1	1	.372	.459	17
2011	Frederick	.238	6	21	5	5	8	3	0	0	3	0	0	0	1	4	0	0	.273	.381	0
	Delmarva	.316	51	212	45	67	109	12	3	8	34	1	3	2	20	32	6	4	.376	.514	17
2012	Frederick	.271	77	299	37	81	112	12	2	5	37	4	0	4	22	44	6	3	.329	.375	11
	Bowie	.245	124	485	68	119	187	24	1	14	56	6	5	9	50	103	5	3	.324	.386	21
2013	GCL Orioles#	.360	8	25	9	9	20	2	0	3	9	0	1	0	6	6	0	0	.469	.800	1
	Aberdeen#	.571	3	14	3	8	15	1	0	2	9	0	0	0	1	1	0	1	.600	1.071	0
2014	Norfolk	.256	70	270	30	69	107	11	0	9	34	0	1	5	13	55	1	2	.301	.396	9
	Baltimore	.286	5	14	5	4	7	0	0	1	1	0	0	0	1	2	0	0	.333	.500	1
2015	Baltimore	.209	137	455	48	95	161	18	0	16	45	5	0	8	13	122	2	0	.244	.354	11
	Frederick#	.333	2	9	2	3	6	0	0	1	1	0	0	0	0	3	0	0	.333	.667	0
2016	Bowie#	.240	7	25	3	6	17	2	0	3	6	0	0	0	1	6	0	0	.269	.680	0
	Baltimore	.279	86	305	34	85	147	17	0	15	39	1	2	4	9	79	2	0	.306	.482	7
2017	Baltimore	.267	162	615	82	164	279	38	1	25	82	0	3	8	21	137	1	2	.298	.454	8
	Baltimore	.293	160	622	92	182	313	35	0	32	105	0	7	11	35	142	1	0	.338	.503	15
2018	Frederick#	.333	1	3	0	1	1	0	0	0	2	0	0	0	1	0	0	0	.500	.333	0
	Bowie#	.000	1	2	0	0	0	0	0	0	0	0	0	0	0	1	0	0	.000	.000	0
2019	Norfolk#	.125	2	8	0	1	1	0	0	0	0	0	0	0	0	5	0	0	.125	.125	0
	Baltimore	.244	85	349	45	85	156	18	1	17	40	1	2	3	12	74	0	1	.273	.447	8
2020	Milwaukee	.202	46	124	16	25	41	4	0	4	21	0	2	1	7	41	1	0	.246	.331	8
	Minnesota	.256	121	433	61	111	205	23	1	23	59	0	1	10	20	116	1	1	.304	.473	14
2021	DETROIT	.278	44	162	26	45	77	4	2	8	23	0	2	4	8	39	0	0	.324	.475	1
	DETROIT	.278	156	623	85	173	271	30	1	22	84	0	8	6	37	133	2	0	.320	.435	10
2022	West Michigan#	.429	2	7	2	3	4	1	0	0	0	0	0	0	2	0	0	0	.556	.571	0
	Toledo#	.222	3	9	0	2	3	1	0	0	0	0	0	0	2	0	0	0	.364	.333	0
DETROIT		.202	131	481	48	97	155	23	1	11	38	0	4	6	19	107	5	0	.239	.322	3
MINOR LEAGUE TOTALS		.268	481	1829	259	490	751	91	10	50	258	20	13	27	162	320	30	17	.334	.411	97
AL TOTALS		.256	1087	4059	526	1041	1771	206	7	170	516	7	29	60	175	951	14	4	.295	.436	78
DETROIT TOTALS		.249	331	1266	159	315	503	57	4	41	145	0	14	16	64	279	7	0	.290	.397	14
NL TOTALS		.202	46	124	16	25	41	4	0	4	21	0	2	1	7	41	1	0	.246	.331	8
MAJOR LEAGUE TOTALS		.255	1133	4183	542	1066	1812	210	7	174	537	7	31	61	182	992	15	4	.294	.433	86

CAREER FIELDING

	G	TC	PO	A	E	DP	PCT
First Base	116	901	835	59	7	79	.992
Second Base	972	4316	1668	2574	74	683	.983
Third Base	18	42	13	25	4	1	.905
Shortstop	22	55	15	39	1	8	.982

CAREER HIGHS

- Hits:** 4 (seven times) - last, July 4, 2022 vs. Cleveland (Game 1)
- Home Runs:** 2 (15 times) - last, June 4, 2021 at Chicago (AL)
- RBI:** 5 (five times) - last, June 4, 2021 at Chicago (AL)
- Stolen Bases:** 1 (15 times) - last, July 7, 2022 at Chicago (AL)
- Hitting Streak:** 16 - July 7-26, 2021



59 ZACK SHORT

HT: 5-10 WT: 180 BT: R TH: R BORN: 5/29/1995 IN KINGSTON, NY

INFIELDER

Opening Day Age: 27

Residence: Hurley, NY

Major League Service: 0.102

Signed Through: 2023

How Obtained: Acquired by the Tigers from Chicago (NL) in exchange for Cameron Maybin on August 31, 2020

SEASON HIGHLIGHTS

Spent most of the **2022** season with Triple A Toledo, playing in 128 games with the Mud Hens.

- Ranked second in the International League with 88 walks, while he was tied for third with 31 doubles.
- Launched a pair of home runs and drove in seven on April 27 at Omaha.
- Appeared in 21 games with Toledo in April, hitting .300/.414/.600 with 10 doubles, a triple, four home runs and 14 RBI.
- Made his season debut for the Tigers in the first game of the doubleheader on July 21 at Oakland, going 0x3 with a run scored, a walk and a stolen base.

Saw his first Major League action in **2021**, appearing in 61 games with the Tigers...also played in 46 games with Triple A Toledo.

- Made his Major League debut in the first game of the doubleheader on April 21 vs. Pittsburgh, starting at third base and going 0x1 with two walks...became the ninth player in franchise history to walk twice in his first big league game, and first since Travis Demeritte on August 2, 2019 at Texas.
- Picked up his first big league hit on April 23 vs. Kansas City with a single off Mike Minor.
- On the injured list from May 16-23 with a concussion.
- Recorded the first stolen base of his Major League career on June 1 at Milwaukee.
- Hit the first home run of his Major League career in the first game of the doubleheader on June 26 vs. Houston, a two-run shot off Framber Valdez...also added a double later in the game for his first big league multi-hit performance.
- Drove in a career-high three runs on July 5 at Texas, hitting a two-run homer and a sacrifice fly.
- Homered in consecutive games for the first time in his career on July 21-22 vs. Texas.

Began the **2020** season in the Chicago Cubs organization, before being traded to the Tigers on August 31.

- After being acquired by Detroit, spent the month of September at the Alternate Training Site in Toledo.

Limited to 63 games between the AZL Cubs1, Double A Tennessee and Triple A Iowa in **2019** after spending the first half of the season on the injured list.

- Sideline from April 10-June 28 with a broken left ring finger.
- Ranked as the No. 28 prospect in the Cubs organization by *Baseball America* following the season.

Spent the entire **2018** season with Double A Tennessee.

- Named to the Southern League postseason All-Star Team and was named a Cubs organization All-Star by MiLB.com.
- Ranked second in the Southern League with 82 walks, while his 28 doubles were fifth-most in the league.
- Led Tennessee with 68 runs, 28 doubles, 17 home runs and 59 RBI.
- Recorded his second career two-homer game on May 3 vs. Birmingham.
- Hit safely in 12 consecutive games from May 3-14, hitting .341/.473/.727 with five doubles, four home runs and 11 RBI.
- Rated as the 19th-best prospect and the best defensive infielder in the Cubs organization by *Baseball America* following the season.

Split the **2017** season between Single A South Bend and Single A Myrtle Beach, combining to appear in a career-high 131 games.

- Selected as a Cubs organization All-Star by MiLB.com.
- Belted a pair of home runs and drove in six runs on April 25 at Lansing.
- Had an 11-game hitting streak from July 30-August 10, batting .395/.467/.737 with two triples, three home runs and six RBI.



2023 TIGERS

Made his professional debut in **2016**, combining to appear in 53 games between the AZL Cubs and Single A Eugene.

- Drew 47 walks and struck out only 33 times, finishing the season with a .427 on-base percentage.

AMATEUR HIGHLIGHTS

- Attended Sacred Heart University, where he first team All-Northeast Conference as a sophomore in **2015** and was named a Louisville Slugger Freshman All-American and second team All-NEC in **2014**.
- Graduated from Kingston High School in Kingston, NY, where he collected All-League, All-Section and All-State honors in a high school career that saw him bat .410 with 32 RBI as a junior.

TRANSACTIONS

- Selected by Chicago (NL) in the 17th round of the 2016 MLB Draft out of Sacred Heart University
- On injured list, April 10-June 28, 2019 (broken left ring finger)
- Acquired by the Tigers from Chicago (NL) in exchange for Cameron Maybin on August 31, 2020
- On injured list, September 1-3, 2020
- On injured list, May 16-23, 2021 (concussion)

ZACHARY RYAN SHORT'S CAREER RECORD

Year	Club	AVG	G	AB	R	H	TB	2B	3B	HR	RBI	SH	SF	HB	BB	SO	SB	CS	OBP	SLG	E
2016	AZL Cubs	.318	14	44	12	14	17	3	0	0	8	0	0	2	14	9	5	1	.500	.386	1
	Eugene	.236	39	127	22	30	41	6	1	1	23	1	3	4	33	24	10	5	.401	.323	10
2017	South Bend	.237	66	236	50	56	100	17	3	7	26	2	1	7	54	54	15	5	.393	.424	17
	Myrtle Beach	.263	65	232	34	61	96	11	3	6	21	0	3	2	40	50	3	5	.372	.414	7
2018	Tennessee	.227	124	436	68	99	182	28	2	17	59	1	0	5	82	136	8	3	.356	.417	19
2019	AZL Cubs1#	.375	6	16	5	6	8	2	0	0	3	0	0	1	8	4	0	0	.600	.500	1
	Tennessee	.250	16	64	7	16	23	3	2	0	5	0	1	0	9	18	0	1	.338	.359	3
	Iowa	.211	41	133	22	28	55	9	0	6	17	0	1	5	21	50	2	1	.338	.414	11
2020	Did Not Play																				
2021	Toledo	.236	46	157	30	37	71	7	0	9	29	0	1	7	33	47	2	1	.389	.452	7
	DETROIT	.141	61	156	21	22	44	4	0	6	20	0	6	0	22	59	2	0	.239	.282	5
2022	Toledo	.229	128	459	79	105	171	31	1	11	60	1	6	5	88	149	11	5	.355	.373	12
	DETROIT	.000	6	9	2	0	0	0	0	2	0	2	0	2	5	1	0	0	.154	.000	0
MINOR LEAGUE TOTALS		.237	545	1904	329	452	764	117	12	57	251	5	16	38	382	541	56	27	.373	.401	88
MAJOR LEAGUE TOTALS		.133	67	165	23	22	44	4	0	6	22	0	8	0	24	64	3	0	.234	.267	5

MAJOR LEAGUE CAREER FIELDING

	G	TC	PO	A	E	DP	PCT
Second Base	4	22	10	11	1	5	.955
Third Base	3	4	1	3	0	0	1.000
Shortstop	56	229	57	168	4	31	.983

MAJOR LEAGUE CAREER HIGHS

- Hits:** 2 (three times) - last, July 10, 2021 at Minnesota
- Home Runs:** 1 (six times) - last, August 19, 2021 vs. Los Angeles (AL)
- RBI:** 3 - July 5, 2021 at Texas
- Stolen Bases:** 1 (three times) - last, July 21, 2022 at Oakland (Game 1)
- Hitting Streak:** 3 (twice) - last, August 14-20, 2021





36

CHASEN SHREVE

NON-ROSTER INVITEE

HT: 6-4 WT: 180 BT: L TH: L BORN: 7/12/1990 IN LAS VEGAS, NV

LEFTHANDED PITCHER

Opening Day Age: 32 Residence: Las Vegas, NV

Major League Service: 6.079 Signed Through: 2023

How Obtained: Signed by the Tigers as a Minor League free agent on January 20, 2023

2023 TIGERS

SEASON HIGHLIGHTS

Began the **2022** season in the New York Mets organization, before being signed by the Yankees as a Minor League free agent on August 26.

- Did not allow a run in eight of his first 10 appearances with the Mets, posting a 1-0 record with a 1.54 ERA (11.2IP/2ER) and 17 strikeouts.

Appeared in 57 games with the Pirates in **2021**.

- Threw more than 50.0 innings for the third time in his career (also, 2018 and 2015).
- Did not allow a run in 12 consecutive appearances from June 4-July 1, throwing 11.0 innings and giving up five hits with seven strikeouts.

Pitched in 17 games with New York (NL) in the shortened **2020** season.

- Ranked tied for sixth among National League relief pitchers with 34 strikeouts...averaged 12.24 strikeouts per 9.0 innings, the seventh-best mark in franchise history (min. 25.0 innings).
- Held lefthanded hitters to a .063 (2x32) batting average, the third-lowest mark in the Majors (min. 20 batters faced).
- Recorded a total of 10 strikeouts in back-to-back outings on July 31 at Atlanta and August 7 vs. Miami, each time tying his career high with five strikeouts...became just the seventh pitcher since 1901 with consecutive outings of 2.1 innings pitched-or-fewer and five-or-more strikeouts.
- Picked up his lone win of the season on August 17 at Miami, retiring all seven batters he faced, including five by strikeout.

Spent most of **2019** with Triple A Memphis, making 51 appearances, which ranked tied for second in the Pacific Coast League.

- Made 12 appearances with Memphis in June, compiling a 1-0 record with a 1.98 ERA (13.2IP/3ER) and 20 strikeouts.

Made a career-high 60 appearances in **2018** between New York (AL) and St. Louis.

- Was on the Yankees Opening Day roster for the fourth straight season.
- Earned the second save of his career on July 21 vs. New York (NL), throwing a scoreless ninth inning in relief of Aroldis Chapman and stranding two of his three inherited runners.
- Picked up his first National League victory on August 2 vs. Colorado, striking out one in a scoreless inning.

Spent most of the **2017** season with New York (AL), pitching in 44 games.

- Did not allow a run in his first nine appearances with the Yankees, tossing 11.1 innings and giving up four hits with 11 strikeouts.
- Earned the win on May 7 at Chicago (NL), closing out an 18-inning game with 3.0 scoreless innings and tying a career high with five strikeouts.
- Threw 3.0 hitless innings and picked up the win on September 20 vs. Minnesota.
- Was on the Yankees Wild Card roster, but did not appear in the game...threw out the ceremonial first pitch prior to the Wild Card Game in memory of the mass shooting victims in his hometown of Las Vegas on October 1.

Appeared in 37 games with the Yankees in **2016**.

- Sideline from May 26-June 19 with a left a/c joint sprain.
- Picked up his first Major League save on August 30 at Kansas City, striking out one in two-thirds of an inning.

2023 DETROIT TIGERS INFORMATION GUIDE

157



Completed his first full Major League season in **2015**, making 59 outings with New York (AL).

- Made an Opening Day roster at the Major League level for the first time in his career.
- Pitched a career-high 3.1 innings on April 10 vs. Boston, giving up three hits and striking out four.
- Earned his first Major League win on April 26 vs. New York (NL), throwing a scoreless two-thirds of an inning.
- Did not allow a run in a career-high 15 consecutive appearances from May 24-July 1, throwing 16.1 innings with four hits allowed and 17 strikeouts.
- Established a career high by winning five straight decisions from May 30-July 3.

Saw the first Major League action of his career in **2014**, pitching in 15 games with Atlanta.

- Named a Braves Organization All-Star by MiLB.com and was selected a Double A All-Star by *Baseball America*.
- Made his Major League debut on July 19 vs. Philadelphia, allowing two hits and striking out one in a scoreless 0.2 innings...fanned Ryan Howard for his first big league strikeout.
- Recorded 10 scoreless appearances for the Braves in September, throwing 7.1 innings with four hits allowed and eight strikeouts.
- Ranked as the No. 12 prospect in the Braves organization by *Baseball America* following the season.

Combined to make 50 appearances between Single A Lynchburg and Double A Mississippi in **2013**.

- Had eight outings between Lynchburg and Mississippi in July, posting a 1.80 ERA (10.0IP/2ER) with seven strikeouts.

Saw time at both Single A Lynchburg and Double A Mississippi in **2012**, pitching in 43 games.

- Did not allow an earned run in eight appearances during June, tossing 11.1 innings with 11 hits allowed, three walks and 14 strikeouts.

Named Single A Rome's Pitcher of the Year in **2011**.

- Ranked second on the team in appearances (34) and tied for third in wins (5).

Began his professional career in **2010**, appearing in eight games with Single A Danville.

- Picked up the win in his professional debut on June 26, allowing two runs, one earned, on five hits with two strikeouts in 3.0 innings.

AMATEUR HIGHLIGHTS

- Attended the College of Southern Nevada, where he was a teammate of Bryce Harper in **2010**...helped lead the team to a 52-16 record and a spot in the JUCO World Series final.
- Is a **2008** graduate of Bonanza High School in Las Vegas, where he was an All-State outfielder as a senior and was a teammate of Rockies infielder Kris Bryant.

TRANSACTIONS

- Selected by Atlanta in the 11th round of the 2010 MLB Draft out of the College of Southern Nevada
- On injured list, July 8-29, 2010 (left shoulder strain)
- Acquired by New York (AL) along with David Carpenter from Atlanta in exchange for Manny Banuelos on January 1, 2015
- On injured list, May 26-June 19, 2016 (left a/c joint sprain)
- Acquired by St. Louis along with Giovanny Gallegos from New York (AL) in exchange for Luke Voit and international bonus slot money on July 28, 2018
- Signed by New York (NL) as a Minor League free agent on December 9, 2019
- Signed by Pittsburgh as a Minor League free agent on February 7, 2021
- Signed by New York (NL) as a Minor League free agent on March 29, 2022
- Signed by New York (AL) as a Minor League free agent on August 26, 2022
- Signed by Detroit as a Minor League free agent on January 20, 2023



CHASEN DEAN SHREVE'S CAREER RECORD

Year	Club	W-L	ERA	G	GS	CG	SHO	SV	IP	H	TBF	R	ER	HR	HB	BB	SO	WP	BK	AVG
2010	Danville	2-0	2.25	8	0	0	0	1	16.0	16	65	5	4	1	2	3	20	0	0	.267
2011	Rome	5-6	3.86	34	0	0	0	4	70.0	77	308	33	30	3	2	26	68	15	0	.282
2012	Lynchburg	4-4	2.15	32	0	0	0	1	46.0	44	190	16	11	2	0	17	41	3	0	.262
	Mississippi	2-1	3.93	11	0	0	0	0	18.1	17	86	8	8	1	0	16	16	0	0	.243
2013	Lynchburg	0-1	2.75	14	0	0	0	2	19.2	15	84	7	6	1	0	8	15	2	0	.197
	Mississippi	3-1	4.43	36	0	0	0	0	42.2	43	192	25	21	1	0	22	28	1	0	.272
2014	Mississippi	3-2	2.48	36	0	0	0	7	54.1	42	207	16	15	2	1	9	76	1	0	.213
	Gwinnett	2-1	3.72	10	0	0	0	2	9.2	9	38	4	4	2	0	3	11	0	0	.273
	Atlanta	0-0	0.73	15	0	0	0	0	12.1	10	50	1	1	0	0	3	15	1	0	.217
2015	Scranton/Wilkes-Barre	0-0	0.00	1	0	0	0	0	2.1	4	11	0	0	0	0	1	0	0	0	.444
	New York (AL)	6-2	3.09	59	0	0	0	0	58.1	49	251	21	20	10	1	33	64	4	0	.228
2016	Scranton/Wilkes-Barre	0-0	1.62	13	1	0	0	0	16.2	4	60	3	3	1	0	7	20	0	0	.075
	New York (AL)	2-1	5.18	37	0	0	0	1	33.0	29	142	19	19	8	3	13	33	0	0	.232
2017	Scranton/Wilkes-Barre	1-0	1.59	9	0	0	0	1	11.1	7	43	2	2	0	0	3	19	0	0	.175
	New York (AL)	4-1	3.77	44	0	0	0	0	45.1	35	198	20	19	8	0	25	58	4	0	.205
2018	New York (AL)	2-2	4.26	40	0	0	0	1	38.0	39	170	23	18	8	1	18	46	2	0	.262
	St. Louis	1-2	3.07	20	0	0	0	0	14.2	14	65	5	5	3	0	9	16	0	0	.259
2019	Memphis	2-2	3.45	51	0	0	0	3	60.0	45	245	25	23	6	3	26	68	3	0	.208
	St. Louis	1-0	9.00	3	0	0	0	0	2.0	2	10	2	2	0	1	1	2	0	0	.250
2020	New York (NL)	1-0	3.96	17	0	0	0	0	25.0	17	102	12	11	4	0	12	34	0	0	.191
2021	Indianapolis	0-0	0.00	2	0	0	0	0	2.0	1	7	0	0	0	0	0	3	0	0	.143
	Pittsburgh	3-3	3.20	57	0	0	0	0	56.1	43	235	20	20	7	1	28	45	0	0	.212
2022	Scranton/Wilkes-Barre	1-0	1.93	5	0	0	0	0	4.2	1	17	1	1	0	0	1	5	1	0	.067
	New York (NL)	1-1	6.49	25	0	0	0	0	26.1	27	114	19	19	6	0	10	29	2	0	.262
MINOR LEAGUE TOTALS		25-18	3.08	262	1	0	0	21	373.2	325	1553	145	128	20	8	142	390	26	0	.236
AL TOTALS		14-6	3.92	180	0	0	0	2	174.2	152	761	83	76	34	5	89	201	10	0	.230
NL TOTALS		7-6	3.82	137	0	0	0	0	136.2	113	576	59	58	20	2	63	141	3	0	.225
MAJOR LEAGUE TOTALS		21-12	3.87	317	0	0	0	2	311.1	265	1337	142	134	54	7	152	342	13	0	.228

MAJOR LEAGUE CAREER FIELDING

	G	TC	PO	A	E	DP	PCT
Pitcher	317	48	12	35	1	0	.979

MAJOR LEAGUE CAREER HIGHS

Longest Winning Streak in Games with Decision: 5 (twice) - last, June 23, 2017-May 6, 2018

Longest Losing Streak in Games with Decision: 2 (three times) - last, September 24-29, 2021

Strikeouts: 5 (four times) - last, August 17, 2020 at Miami

Walks: 4 - September 16, 2017 vs. Baltimore

Innings (starter): No Major League starts

Innings (relief): 3.1 - April 10, 2015 vs. Boston



29 TARIK SKUBAL

HT: 6-3 WT: 240 BT: L TH: L BORN: 11/20/1996 IN HAYWARD, CA

LEFTHANDED PITCHER

Opening Day Age: 26

Residence: Chandler, AZ

Major League Service: 2.114

Signed Through: 2023

How Obtained: Selected by the Tigers in the ninth round of the 2018 MLB Draft

SEASON HIGHLIGHTS

Started 21 games with the Tigers in 2022.

- Allowed just one walk to a left-handed batter, becoming only the 16th pitcher to face 100-or-more batters in a season and allow one walk-or-less to a left-handed batter.
- Posted back-to-back starts with at least 5.2 innings pitched, zero earned runs and at least six strikeouts on April 15 at Kansas City and April 23 (Game 1) vs. Colorado...was the first Tigers pitcher to do so since Matthew Boyd (May 23-28, 2019).
- Threw 7.0 shutout innings in the first game of the doubleheader on May 10 vs. Oakland, giving up three hits and three walks, while striking out five...became the second Tigers pitcher since the start of 2018 to have at least 34 punchouts over his first six outings of the season (other, Matthew Boyd with 48 in 2019).
- Equaled a career high with 11 strikeouts on May 15 vs. Baltimore, tossing 6.0 shutout innings on three hits and two walks.



2023 TIGERS

- Did not allow a run in 21.0 consecutive innings from May 10 (Game 1)-26, which was the longest by a Tigers starting pitcher since Michael Fulmer threw 34.0 straight shutout frames in 2016.
- Voted Tigers Pitcher of the Month for May, starting five games and going 2-0 with a 1.45 ERA (31.0IP/5ER) and 35 strikeouts...among qualified Major League pitchers, ranked third in ERA during the month, while he was sixth in WHIP (0.87) and ninth in opponents batting average (.193).
- Worked 7.0 scoreless innings on June 1 vs. Minnesota, allowing two hits and one walk, while striking out six...the outing lowered his ERA to 2.15 (58.2IP/14ER), which according to the Elias Sports Bureau made him the third Tiger in the last 40 years to have a 2.15-or-lower ERA over their first 10 games (all starts) in a season.
- Placed on the 15-day injured list on August 3 (retroactive to August 2) with a left forearm muscle injury and missed the rest of the season.

Completed his first full big league season in **2021**, appearing in 31 games, including 29 starts.

- Set a Tigers single-season rookie record for strikeouts with 164, besting Spencer Turnbull, who struck out 146 in 2019.
- Made an Opening Day roster at the Major League level for the first time in his career.
- Pitched out of the bullpen in the first game of the doubleheader on April 21 vs. Pittsburgh, throwing 3.0 scoreless innings with three hits allowed, three walks and two strikeouts...marked his second career relief outing (other, September 27, 2020 at Kansas City).
- Earned his first win of the season on May 19 at Seattle, allowing two runs on four hits and two walks, while striking out nine.
- After finishing the month of April with a 0-4 record and a 6.14 ERA (22.0IP/15ER), had an impressive turnaround in May, posting a 2-3 record with a 3.33 ERA (27.0IP/10ER) in five starts.
- Recorded a career-high 11 strikeouts on June 5 at Chicago (AL), which was tied for the most in a game by a Tigers rookie since 1974 (accomplished four times, most recently by Michael Fulmer in 2016)...struck out eight-or-more batters in four consecutive games from May 19-June 5...according to the Elias Sports Bureau, he became the first Tigers rookie pitcher to strike out eight-or-more batters in four consecutive starts and was the fifth big league rookie since 2010 to do so (most recently, Noah Syndergaard in 2015).
- Turned in his longest start of the season on June 27 vs. Houston, throwing 7.0 innings and allowing one run on one hit with three walks and nine strikeouts.
- Allowed three runs-or-less in eight consecutive starts from May 19-June 27, during which he had a 4-1 record with a 2.82 ERA (44.2IP/15ER) and 63 strikeouts.
- Finished with 105 strikeouts prior to the All-Star break, the most by a Tigers rookie since 1947.
- Had back-to-back scoreless starts on August 5 vs. Boston and August 11 at Baltimore, throwing 11.0 shutout frames over the two games.
- Posted his second double-digit strikeout performance on August 25 at St. Louis, fanning 10 in 5.0 innings.
- Named Tigers Pitcher of the Month for August, compiling a 2-2 record with a 3.25 ERA (27.2IP/10ER) and 33 strikeouts...finished the month with a 1.16 WHIP and .243 (26x107) opponent batting average...his 33 strikeouts ranked tied for 10th in the American League.
- Struck out four-or-more batters in 22 consecutive appearances from May 7-September 12...according to the Elias Sports Bureau, it was the longest streak by a Major League rookie since 1893...was also the longest for any Tigers pitcher since Justin Verlander had a 28-game streak from July 29, 2015-April 5, 2016.
- Posted the 200th strikeout of his career on September 25 vs. Kansas City, punching out Salvador Perez to end the first inning...became the fastest pitcher (by appearances) to reach 200 strikeouts in Tigers history, besting Michael Fulmer, who struck out his 200th batter in his 40th appearance.

Made the first eight appearances of his career in **2020**, including seven starts...posted a 1-4 record and 5.63 ERA (32.0IP/20ER), allowing 28 hits and 11 walks, while striking out 37.

- Allowed more than two earned runs in just two of his appearances this season, and struck out six-or-more batters in four of his last five outings to close out his rookie campaign.
- Made his Major League debut on August 18 at Chicago (AL), allowing four runs on seven hits with one walk and one strikeout in 2.0 innings...punched out Eloy Jiménez to end the second inning for his first big league strikeout.
- Turned in one of his best starts of the season on September 5 at Minnesota, throwing a career-best 6.0 innings and allowing one run on two hits with two walks and six strikeouts...became the ninth starting pitcher in franchise history to throw 6.0-or-more innings while allowing one run-or-fewer on two-or-fewer hits in one of his first four career starts, and the first to do so since Drew Smyly on April 28, 2012 at New York (AL).
- Posted his second quality start of his rookie season on September 16 vs. Kansas City, allowing three runs, two earned, on four hits with eight strikeouts in 6.0 innings, while taking the loss...became the second pitcher in Tigers history to strike out eight-or-more batters while not issuing a walk in one of his first six career appearances, joining Schoolboy Rowe, who had nine strikeouts without giving up a walk on April 21, 1933 at Cleveland.
- Rated as the No. 2 prospect in the Tigers organization and the No. 20 prospect overall by *Baseball America* following the season.



Combined to make 24 starts between Single A Lakeland and Double A Erie in **2019**.

- Named to the Florida State League midseason All-Star Team and was selected an organization All-Star by MiLB.com.
- Ranked third among all full-season Minor League pitchers with 179 strikeouts...had nine double-digit strikeout games during the season, highlighted by a 13 strikeout performance on July 19 at Richmond.
- Earned Tigers Minor League Pitcher of the Month honors in both June and July...started four games with Lakeland in June, and had a 2-0 record with a 0.39 ERA (23.0IP/1ER) and 35 strikeouts...went 0-2 with a 2.03 ERA (31.0IP/7ER) and 56 strikeouts in six starts between Lakeland and Erie in July.
- Allowed two earned runs-or-less in each of his final five starts of the season from July 31-August 28, compiling a 2-2 record with a 1.57 ERA (23.0IP/4ER) and 42 strikeouts.
- Ranked as the No. 3 prospect in the Tigers organization, the No. 34 prospect in all of baseball and the fourth-best prospect in the Florida State League by *Baseball America* following the season.

Made nine appearances, including one start, between GCL Tigers West, Single A Connecticut and Single A West Michigan in **2018**.

- Allowed just one earned run in 22.1 innings, while striking out 33.
- Closed the season by not allowing a run in his final six appearances, throwing 16.1 consecutive scoreless innings.

AMATEUR HIGHLIGHTS

- Played collegiately at Seattle University, where he holds the school record for wins (21), strikeouts (224) and lowest opponent batting average (.221)...was named a freshman All-American by *Collegiate Baseball* and earned second team All-WAC honors in **2015**.

TRANSACTIONS

- Selected by the Diamondbacks in the 29th round of the 2017 MLB Draft out of Seattle University, but did not sign
- Selected by the Tigers in the ninth round of the 2018 MLB Draft out of Seattle University (signing scout: Dave Dangler)
- On injured list, July 9-August 11, 2020
- On injured list, August 2-November 10, 2022 (left forearm muscle injury)

TARIK DANIEL SKUBAL'S CAREER RECORD

Year	Club	W-L	ERA	G	GS	CG	SHO	SV	IP	H	TBF	R	ER	HR	HB	BB	SO	WP	BK	AVG
2018	GCL Tigers West	1-0	0.00	2	1	0	0	0	3.0	2	13	2	0	0	0	1	5	1	1	.167
	Connecticut	0-0	0.75	4	0	0	0	1	12.0	8	43	1	1	0	0	2	17	0	0	.195
	West Michigan	2-0	0.00	3	0	0	0	1	7.1	5	26	0	0	0	0	1	11	0	0	.200
2019	Lakeland	4-5	2.58	15	15	0	0	0	80.1	62	320	29	23	5	4	19	97	4	0	.209
	Erie	2-3	2.13	9	9	0	0	0	42.1	25	170	13	10	2	1	18	82	1	0	.168
2020	DETROIT	1-4	5.63	8	7	0	0	0	32.0	28	134	21	20	9	2	11	37	0	0	.235
2021	DETROIT	8-12	4.34	31	29	0	0	0	149.1	141	634	76	72	35	6	47	164	4	0	.245
2022	DETROIT	7-8	3.52	21	21	0	0	0	117.2	104	477	53	46	9	1	32	117	1	0	.237
MINOR LEAGUE TOTALS		9-8	2.11	33	25	0	0	2	145.0	102	572	45	34	7	5	41	212	6	1	.195
MAJOR LEAGUE TOTALS		16-24	4.15	60	57	0	0	0	299.0	273	1245	150	138	53	9	90	318	5	0	.241

MAJOR LEAGUE CAREER FIELDING

	G	TC	PO	A	E	DP	PCT
Pitcher	60	41	6	31	4	2	.902

MAJOR LEAGUE CAREER HIGHS

Longest Winning Streak in Games with Decision: 4 (twice) - last, May 10 (Game 1)-June 7, 2022

Longest Losing Streak in Games with Decision: 9 - September 10, 2020 (Game 1) -May 14, 2021

Strikeouts: 11 (twice) - last, May 15, 2022 vs. Baltimore

Walks: 4 (three times) - last, June 28, 2022 at San Francisco

Innings (starter): 7.0 (five times) - last, June 7, 2022 at Pittsburgh

Innings (relief): 5.0 - September 27, 2020 at Kansas City




20 SPENCER TORKELSON

HT: 6-1 WT: 220 BT: R TH: R BORN: 8/26/1999 IN PETALUMA, CA

INFIELDER

Opening Day Age: 23 **Residence:** Scottsdale, AZ
Major League Service: 0.137 **Signed Through:** 2023
How Obtained: Selected by the Tigers in the first round (first overall) of the 2020 MLB Draft

CAREER HIGHLIGHTS

- Selected to play in the **2021** MLB Futures Game at Coors Field in Denver.

SEASON HIGHLIGHTS

Spent most of the **2022** season with the Tigers, appearing in 110 games.

- Made his Major League debut on April 8 vs. Chicago (AL), starting at first base...became the fourth youngest player to start at first base in a Tigers season opener at 22 years, 225 days old, trailing only George Burns (21 years, 73 days in 1914), Harry Heilmann (21 years, 253 days in 1916) and J.W. Porter (22 years, 85 days in 1955).
- Recorded the first hit of his big league career on April 12 vs. Boston, hitting a double in the third inning.
- Hit his first Major League home run on April 13 vs. Boston, a two-run shot in the seventh inning...also added a single in the eighth inning for his first career multi-hit game.
- Posted the first three-hit game of his Major League career on May 30 vs. Minnesota, going 3x4 with a double...added another three-hit performance in the first game of the doubleheader on May 31 against the Twins, becoming the first Tigers rookie since 2019 to have consecutive three-plus hit games...over an 11-game stretch from May 17-31 (Game 1), he hit .371/.425/.600 with five doubles, a home run and three RBI.
- Had three straight multi-hit games from June 18-20, the longest streak of his rookie season.
- Drove in an insurance run in the ninth inning on July 7 at Chicago (AL) with a pinch-hit single...marked his first career hit in a pinch-hit situation and RBI in the ninth inning-or-later.
- Launched a walk-off home run for Toledo on August 11 vs. Omaha.
- Homered in both games of the doubleheader on October 4 at Seattle and finished the twinbill 5x9 with four runs scored and three RBI...was the first Tiger to homer in both ends of a doubleheader since Jeimer Candelario on September 10, 2020 at St. Louis.

Saw time at three different Minor League affiliates in **2021**, combining to play in 121 games between Single A West Michigan, Double A Erie and Triple A Toledo.

- Named a Tigers Organization All-Star by MiLB.com.
- Ranked tied for seventh among all Minor Leaguers with 91 RBI, while he was tied for ninth with 61 extra-base hits.
- Hit a pair of home runs and drove in six on May 29 vs. Lake County.
- Selected High A Central Offensive Player of the Week for the week ending June 13 after hitting .550/.557/1.050 with five doubles, a triple, a home run and eight RBI.
- Earned Tigers Minor League Player of the Month for June after hitting .352/.441/.692 with 11 doubles, one triple, six home runs and 22 RBI in 25 games between Single A West Michigan and Double A Erie.
- Went a perfect 7x7 with five runs scored, a double, three home runs and six RBI in a doubleheader on August 12 vs. Altoona.
- Played for Salt River in the Arizona Fall League and hit .450/.607/.550 with two doubles and three RBI in seven games.
- Ranked as the No. 2 prospect in the Tigers organization, the No. 5 prospect in all of baseball, the top prospect in the Midwest League, the No. 2 prospect in the Eastern League and the fifth-best prospect in the International League by *Baseball America* following the season...also rated as the best power hitter in the Tigers system.

Spent the entire **2020** season at the club's Alternate Training Site in Toledo.

- Ranked as the top prospect in the Tigers organization and the No. 5 prospect in all of baseball by *Baseball America* following the season...also rated as the best hitter for average, the best power hitter and possessing the best strike-zone discipline in the Tigers organization.

AMATEUR HIGHLIGHTS

- Played collegiately at Arizona State University, where he was a unanimous All-American and was selected to play for the U.S. Collegiate National Team in **2018** and **2019**.
- Finished his college career hitting .337/.463/.729 with 33 doubles 54 home runs and 130 RBI...his home run total was just two shy of tying Bob Horner's school record.
- Hit 25 home runs as a freshman in 2018 and 23 as a sophomore in 2019, becoming just the third player in Pac-12 history with consecutive seasons with 20-or-more longballs.
- Finished his freshman season in 2018 batting .320/.440/.743 with 12 doubles, 25 home runs and 53 RBI...led the country with 25 home runs, which was one shy of the NCAA freshman record and easily surpassed the previous ASU freshman record of 11 home runs, set by Barry Bonds in 1983.
- Was tabbed the National Freshman of the Year by Perfect Game, the National Co-Freshman of the Year by Collegiate Baseball News, the National Freshman Hitter of the Year by the National Collegiate Baseball Writers Association and the Pac-12 Freshman of the Year.
- Graduated from Casa Grande High School, where he hit .430 with 32 doubles, 11 home runs and 99 RBI in 110 games...also maintained a 1.24 ERA in 16 career appearances on the mound, throwing 22.2 innings.

TRANSACTIONS

- Selected by the Tigers in the first round (first overall) of the 2020 MLB Draft out of Arizona State University (signing scout: Joey Lothrop)

SPENCER TORKELSON'S CAREER RECORD

Year	Club	AVG	G	AB	R	H	TB	2B	3B	HR	RBI	SH	SF	HB	BB	SO	SB	CS	OBP	SLG	E	
2020	Did Not Play																					
2021	West Michigan	.312	31	109	21	34	62	11	1	5	28	0	4	4	24	28	3	2	.312	.440	3	
	Erie	.263	50	175	33	46	98	10	0	14	36	0	4	3	30	50	1	1	.373	.560	7	
	Toledo	.238	40	147	35	35	78	8	1	11	27	0	3	4	23	36	1	0	.350	.531	4	
2022	Toledo	.229	35	131	18	30	51	6	0	5	18	0	0	1	23	41	1	1	.348	.389	1	
	DETROIT	.203	110	360	38	73	115	16	1	8	28	0	2	5	37	99	0	1	.285	.319	2	
MINOR LEAGUE TOTALS		.258	156	562	107	145	289	35	2	35	109	0	11	12	100	155	6	4	.375	.514	15	
MAJOR LEAGUE TOTALS		.203	110	360	38	73	115	16	1	8	28	0	2	5	37	99	0	1	.285	.319	2	

MAJOR LEAGUE CAREER FIELDING

	G	TC	PO	A	E	DP	PCT
First Base	109	858	805	51	2	76	.998

MAJOR LEAGUE CAREER HITS

- Hits:** 3 (six times) - last, October 4, 2022 at Seattle (Game 2)
Home Runs: 1 (eight times) - last, October 4, 2022 at Seattle (Game 2)
RBI: 3 - April 23, 2022 vs. Colorado (Game 1)
Stolen Bases: No Major League stolen bases
Hitting Streak: 6 - September 5-11, 2022



56

SPENCER TURNBULL

HT: 6-3 WT: 210 BT: R TH: R BORN: 9/18/1992 IN DEMOPOLIS, AL

RIGHT HANDED PITCHER

Opening Day Age: 30 Residence: Madison, MS

Major League Service: 4.020 Signed Through: 2023

How Obtained: Selected by the Tigers in the second round of the 2014 MLB Draft

CAREER HIGHLIGHTS

- Threw a no-hitter on May 18, **2021** at Seattle...was the eighth no-hitter in franchise history.

SEASON HIGHLIGHTS

Missed the entire **2022** season while rehabbing from Tommy John surgery.

Limited to nine starts in **2021** due to missing the second half of the season with an injury.

- Began the season on the injured list before being reinstated prior to the second game of the doubleheader on April 21 vs. Pittsburgh.
- Threw the eighth no-hitter in franchise history on May 18 at Seattle, striking out nine and walking two... was the fifth no-hitter in the Majors in 2021...joined Justin Verlander (May 7, 2011 at Toronto and June 12, 2007 vs. Milwaukee), Jack Morris (April 7, 1984 at Chicago (AL)), Jim Bunning (July 20, 1958 at



2023 TIGERS

Boston), Virgil Trucks (August 25, 1952 vs. Washington and May 15, 1952 at Washington) and George Mullin (July 4, 1912 vs. St. Louis) as the only pitchers in Tigers history to throw a no-hitter.

- Earned AL Co-Player of the Week honors after throwing his no-hitter, becoming the first Tigers player to win a weekly award since Jeimer Candelario for the week ending September 13, 2020, and the first Detroit pitcher to win the award since the week ending June 23, 2013.
- Allowed two earned runs-or-less in each of his final six starts of the season from May 6-June 4, compiling a 3-0 record with a 2.12 ERA (34.0IP/8ER) and 32 strikeouts.
- Was placed on the injured list on June 5 with a right forearm strain and missed the rest of the season.

Was one of the club's best pitchers in **2020**, ranking second on the team with 11 starts...finished with a 4-4 record and 3.97 ERA (56.2IP/25ER), allowing 47 hits and 29 walks, while striking out 51.

- Allowed just two homers on the season, which was tied for the fewest by a pitcher in the Major Leagues with at least 55.0 innings pitched.
- Finished the season with a career-high four wins, including the first of his career at Comerica Park on July 31 vs. Cincinnati when he tossed 6.0 innings and allowed two earned runs on three hits and a walk, while punching out six...went 3-1 on the season at home, bouncing back from an 0-12 mark to start his career.
- Had one of baseball's most effective fastballs in 2020, holding opponents to a .198 batting average and posting a 25.3% strikeout rate when using it...those figures ranked seventh and 10th, respectively, among American League pitchers with at least 55.0 innings pitched.
- Allowed three earned runs-or-fewer in nine of his 11 starts in 2020...has 31 such efforts since the beginning of the 2019 season, which ranked as the highest total among Tigers pitchers over that span.
- Punched out five-or-more batters in five of his last six starts to finish the season...only five American League pitchers had more such games over that span.
- Earned his fourth win of the season on September 19 vs. Cleveland, tossing 6.0 innings and allowing two earned runs on five hits and no walks, while striking out seven...his seven strikeouts in that contest were the most he had in a game since striking out eight in his first start of the season on July 26 at Cincinnati.

Completed his first full season in the Majors in **2019**, starting 30 games.

- Was one of the most durable rookie pitchers in the Major Leagues this season, ranking fifth in games started and eighth with 148.1 innings pitched...among qualified American League rookie pitchers, he ranked second in strikeouts, fourth in ERA, fifth in opponents batting average (.267) and WHIP (1.44) and seventh in wins.
- Started the home opener on April 4 vs. Kansas City and recorded the first double-digit strikeout performance of his career, fanning 10, which were the most strikeouts by a Tigers pitcher in a home opener since 1914, when Jean Dubuc also struck out 10.
- Didn't allow more than three earned runs in any of his first 10 starts of the season, posting a 2-3 record and 2.68 ERA (53.2IP/16ER)...he ranked sixth in ERA among American League pitchers with at least 50 innings pitched during that span.
- Sidelined from June 28-July 12 with right shoulder inflammation.
- Sidelined from July 18-August 5 with a back strain.

Made 21 starts between Double A Erie and Triple A Toledo in **2018**...also saw the first Major League action of his career, appearing in four outings, including three starts with the Tigers.

- Earned Eastern League Pitcher of the Week honors twice during the season...his first award came for the week ending May 13 when he had a 2-0 record and threw 11.0 scoreless innings with 12 strikeouts, while the other came for the week ending June 10 when he tossed 12.2 innings, striking out 14 and giving up three runs.
- Threw a shutout for Erie on June 10 vs. Reading, allowing just four hits and striking out a season-high 11 batters...the shutout was the first of his career, while it was his second complete game (other, May 31, 2015 at Fort Wayne as a member of Single A West Michigan).
- Sidelined from June 21-July 21 with a right rotator cuff strain.
- Struck out 11 in his debut for Toledo on August 27 vs. Columbus, allowing three runs in 6.1 innings.
- Made his Major League debut on September 14 at Cleveland, throwing a perfect inning in relief with one strikeout...struck out Yan Gomes for his first Major League strikeout.
- Recorded the first quality start of his Major League career on September 25 at Minnesota, allowing one run on six hits with one walk and five strikeouts in 6.0 innings...became the first Detroit pitcher to throw 6.0-or-more innings and allow one run-or-less in one of his first two Major League starts since Kyle Ryan tossed 6.0 shutout innings in his Major League debut on August 30, 2014 at Chicago (AL).
- Ranked as the 21st-best prospect in the Tigers player development system by *Baseball America* following the season...also rated as possessing the best slider in the Tigers organization.

Combined to make 21 starts between the GCL Tigers West, Single A Lakeland and Double A Erie in **2017**.

- Sidelined from May 23-July 9 with right elbow tendinitis.
- Allowed three runs-or-less in eight consecutive starts with Lakeland from May 16-August 11...compiled a 5-1 record with a 1.50 ERA (48.0IP/8ER) and 41 strikeouts over the eight-start stretch.



- Made six starts with the Mesa Solar Sox in the Arizona Fall League, going 2-2 with a 3.74 ERA (21.2IP/9ER) and 19 strikeouts.
- Ranked as the 12th-best prospect in the Tigers organization by *Baseball America* following the season.

Limited to 12 starts between the GCL Tigers East, GCL Tigers West and Single A Lakeland in **2016** after missing most of the season due to injury.

- Sideline from April 7-August 4 with a right shoulder strain.
- Posted a 1-3 record with a 3.60 ERA (20.0IP/8ER) and 20 strikeouts in six starts with the Salt River Rafters in the Arizona Fall League.
- Ranked as the No. 19 prospect in the Tigers organization by *Baseball America* following the season.

Made a career-high 22 starts and won a career-best 11 games with Single A West Michigan in **2015**.

- Named to the Midwest League midseason All-Star Team and recognized by MiLB.com as an organizational All-Star.
- Ranked tied for seventh in the Midwest League with 11 victories...ranked fourth among Midwest League starting pitchers with a .242 (106x438) opponent batting average, while he was fifth with 8.18 strikeouts per nine innings.
- Began the season with a streak of 12 consecutive starts of three-or-fewer earned runs allowed from April 11-June 28...went 5-2 with a 2.80 ERA (61.0IP/19ER) and 52 strikeouts during the stretch.
- Struck out a season-high 12 batters and threw 6.2 scoreless innings on September 1 at Great Lakes.
- Ranked as the No. 9 prospect in the Tigers organization and the 17th-best prospect in the Midwest League by *Baseball America* following the season.

Completed his first season of professional baseball in **2014**, starting 12 games between the GCL Tigers and Connecticut Tigers.

- Started five games during the month of July with Connecticut, going 0-1 with a 3.86 ERA (11.2IP/5ER) and six strikeouts.
- Ranked as the No. 18 prospect in the Tigers organization by *Baseball America* following the season.

TRANSACTIONS

- Selected by the Tigers in the second round of the 2014 MLB Draft out of the University of Alabama (signing scout: Bryson Barber)
- On injured list, April 7-August 4, 2016 (right shoulder strain)
- On injured list, May 23-July 9, 2017 (right elbow tendinitis)
- On injured list, June 21-July 21, 2018 (right rotator cuff strain)
- On bereavement list, May 28-31, 2019
- On injured list, June 28-July 12, 2019 (right shoulder inflammation)
- On injured list, July 18-August 5, 2019 (back strain)
- On injured list, March 19-April 21, 2021
- On injured list, June 5-November 7, 2021 (right forearm strain)
- On injured list, April 6-November 10, 2022 (right elbow ulnar collateral ligament injury)

SPENCER KETCHAM TURNBULL'S CAREER RECORD

Year	Club	W-L	ERA	G	GS	CG	SHO	SV	IP	H	TBF	R	ER	HR	HB	BB	SO	WP	BK	AVG
2014	GCL Tigers	0-0	3.00	1	1	0	0	0	3.0	2	11	1	1	1	0	1	4	0	0	.200
	Connecticut	0-2	4.45	11	11	0	0	0	28.1	31	131	16	14	1	1	14	19	4	1	.270
2015	West Michigan	11-3	3.01	22	22	1	0	0	116.2	106	503	45	39	0	7	52	106	9	2	.242
2016	GCL Tigers East#	0-0	7.36	2	2	0	0	0	3.2	4	16	3	3	2	0	1	5	1	0	.267
	GCL Tigers West#	0-1	3.38	4	4	0	0	0	10.2	3	38	4	4	0	0	5	7	0	0	.091
2017	Lakeland	1-1	3.00	6	6	0	0	0	30.0	24	123	12	10	1	1	10	27	6	0	.216
	GCL Tigers West#	0-0	4.00	2	2	0	0	0	9.0	8	35	5	4	0	0	2	16	3	0	.242
2018	Lakeland	7-3	3.05	15	15	0	0	0	82.2	68	330	30	28	3	6	25	64	3	1	.230
	Erie	0-3	6.20	4	4	0	0	0	20.1	22	93	16	14	1	3	8	22	0	0	.272
	GCL Tigers West#	0-0	0.00	1	1	0	0	0	2.2	1	12	0	0	0	0	3	3	0	1	.111
2019	Lakeland#	0-0	0.00	1	1	0	0	0	4.2	2	16	0	0	0	0	0	6	0	0	.125
	Erie	4-7	4.47	19	19	1	1	0	98.2	92	421	50	49	4	7	40	105	10	1	.248
	Toledo	1-1	2.03	2	2	0	0	0	13.1	8	53	3	3	0	1	3	19	0	0	.178
2020	DETROIT	0-2	6.06	4	3	0	0	0	16.1	17	69	11	11	1	0	4	15	1	1	.262
	Toledo#	0-0	0.00	1	1	0	0	0	3.2	1	13	0	0	0	0	1	0	7	0	.083
2021	DETROIT	3-17	4.61	30	30	0	0	0	148.1	154	656	86	76	14	16	59	146	9	0	.267
	DETROIT	4-4	3.97	11	11	0	0	0	56.2	47	242	25	25	2	2	29	51	0	0	.226
2022	DETROIT	4-2	2.88	9	9	1	1	0	50.0	37	201	18	16	2	5	12	44	0	0	.203
2022 Did Not Play																				
MINOR LEAGUE TOTALS		24-21	3.56	91	91	2	1	0	427.1	372	1795	185	169	13	27	164	410	36	6	.235
MAJOR LEAGUE TOTALS		11-25	4.25	54	53	1	1	0	271.1	255	1168	140	128	19	23	104	256	10	1	.247

MAJOR LEAGUE CAREER FIELDING

	G	TC	PO	A	E	DP	PCT
Pitcher	54	49	20	27	2	4	.959



MAJOR LEAGUE CAREER HIGHS

Longest Winning Streak in Games with Decision: 3 - May 13-29, 2021
Longest Losing Streak in Games with Decision: 13 - June 5-September 29, 2019
Strikeouts: 10 - April 4, 2019 vs. Kansas City
Walks: 5 - September 2, 2020 at Milwaukee
Innings (starter): 9.0 - May 18, 2021 at Seattle
Innings (relief): 1.0 - September 14, 2018 at Cleveland
Low-Hit Game (CG): 0 - May 18, 2021 at Seattle



65

EDWIN UCETA

HT: 6-0 WT: 155 BT: R TH: R BORN: 1/9/1998 IN VILLA LOS ALMACIGOS, DR

RIGHTEANDED PITCHER

Opening Day Age: 25

Major League Service: 0.101

How Obtained: Claimed off waivers by the Tigers from Arizona on January 11, 2023

Residence: Villa Los Almacigos, DR

Signed Through: 2023

SEASON HIGHLIGHTS

Spent most of the **2022** season with Triple A Reno, appearing in 28 games, including five starts.

- Gave up just one run in four outings with Reno in April, throwing 10.0 innings and giving up four hits with 13 strikeouts.
- Recorded the longest big league outing of his career on June 10 at Philadelphia, tossing 4.1 scoreless innings with two hits allowed and two strikeouts.
- Started two games with Estrellas de Oriente in the Dominican Winter League and threw 6.0 scoreless innings, giving up five hits and striking out five.

Saw the first Major League action of his career in **2021**, making 14 appearances, including one start, with the Dodgers.

- Of his 14 appearances for Los Angeles (NL), eight were longer than 1.0 inning.
- Made his big league debut in a starting role on April 30 at Milwaukee, allowing two runs on four hits with a walk and two strikeouts in 2.0 innings...fanned Travis Shaw for his first Major League strikeout.
- Sidelined from July 10-20 with a left lumbar spine strain.
- On the injured list from August 1-11 with a right thoracic spine strain.
- Sidelined from September 17-October 1 with a right ribcage strain.
- Started six games with Estrellas de Oriente in the Dominican Winter League and had a 3-2 record with a 2.25 ERA (32.0IP/8ER) and 26 strikeouts.

Worked out at the Dodgers alternate training site in **2020** as the Minor League season was cancelled due to the COVID-19 pandemic.

- On the injured list from July 7-August 21.
- Pitched for Estrellas de Oriente in the Dominican Winter League, compiling a 0-1 record with a 1.96 ERA (18.1IP/4ER) and 19 strikeouts in six appearances, including five starts.
- Ranked as the No. 24 prospect in the Dodgers organization by *Baseball America* following the season.

Combined to make 26 appearances, including 24 starts, between Single A Rancho Cucamonga and Double A Tulsa in **2019**, posting an 11-2 record with a 2.77 ERA (123.1IP/38ER) and 141 strikeouts.

- Won four of his five starts in May with Rancho Cucamonga, going 4-0 with a 1.86 ERA (29.0IP/6ER) and 39 strikeouts.
- Started six games with Tulsa in July, compiling a 3-0 record with a 1.47 ERA (30.2IP/5ER) and 32 strikeouts.
- Sidelined from August 25-September 2 with a right back muscle spasm.
- Rated as the No. 17 prospect in the Los Angeles (NL) player development system by *Baseball America* following the season.

Spent most of the **2018** season with Single A Great Lakes, starting 20 games.

- Sidelined from May 26-June 5 with a left calf strain.
- Had consecutive scoreless starts on July 11 at Clinton and July 16 at Burlington, throwing 13.0 innings and giving up seven hits with one walk and 16 strikeouts.



- Fanned a season-high 11 batters on July 28 at Lake County...also had a double-digit strikeout performance with Rancho Cucamonga on August 14 vs. Lake Elsinore, fanning 10.
- Ranked as the No. 28 prospect in the Dodgers organization by *Baseball America* following the season.

Started 14 games in **2017**, spending the entire season with Single A Ogden.

- Named Pioneer League Pitcher of the Week for the week ending August 6 after throwing 6.0 perfect innings with five strikeouts on August 5 at Billings.
- Allowed just one earned run over a four-start stretch from July 23-August 11, posting a 0.45 ERA (20.0IP/1ER) with 10 hits allowed and 21 strikeouts.

Began his professional career in **2016**, combining to pitch in 11 games, including three starts, with both Dodgers teams in the Dominican Summer League.

- Finished the season with a 0.73 WHIP and limited opponents to a .175 (20x114) batting average.
- Did not allow a run or walk in his first three appearances, throwing 8.0 innings with five hits and eight strikeouts.

TRANSACTIONS

- Signed by Los Angeles (NL) as a non-drafted free agent on July 2, 2016
- On injured list, May 26-June 5, 2018 (left calf strain)
- On injured list, August 25-September 2, 2019 (right back muscle spasm)
- On injured list, July 7-August 21, 2020
- On restricted list, August 21-November 4, 2020
- On injured list, July 10-20, 2021 (left lumbar spine strain)
- On injured list, August 1-11, 2021 (right thoracic spine strain)
- On injured list, September 17-October 1, 2021 (right ribcage strain)
- Claimed off waivers by Arizona from Los Angeles (NL) on October 26, 2021
- Claimed off waivers by the Tigers from Arizona on January 11, 2023

EDWIN DANIEL UCETA'S CAREER RECORD

Year	Club	W-L	ERA	G	GS	CG	SHO	SV	IP	H	TBF	R	ER	HR	HB	BB	SO	WP	BK	AVG
2016	DSL Dodgers	2-0	2.20	6	1	0	0	0	16.1	9	60	4	4	1	0	2	17	1	0	.158
	DSL Dodgers2	0-1	1.20	5	2	0	0	0	15.0	11	58	2	2	0	0	1	11	5	1	.193
2017	Ogden	2-3	6.59	14	14	0	0	0	56.0	63	243	45	41	8	0	14	62	5	1	.278
2018	Great Lakes	5-6	3.25	20	20	0	0	0	99.2	91	414	40	36	9	2	27	103	2	3	.241
	Rancho Cucamonga	0-0	6.97	5	5	0	0	0	20.2	17	88	16	16	7	0	12	28	1	2	.224
2019	Rancho Cucamonga	4-0	2.15	10	10	0	0	0	50.1	47	217	19	12	6	3	16	65	3	1	.241
	Tulsa	7-2	3.21	16	14	0	0	0	73.0	62	306	29	26	5	4	33	76	1	1	.238
2020	Did Not Play																			
2021	ACL Dodgers#	0-0	0.00	1	1	0	0	0	1.0	0	3	0	0	0	0	0	2	0	0	.000
	Oklahoma City	2-3	4.71	10	3	0	0	0	28.2	27	129	16	15	4	3	13	38	2	0	.243
	Los Angeles (NL)	0-3	6.64	14	1	0	0	0	20.1	19	92	18	15	3	0	12	25	1	1	.253
2022	Reno	6-1	4.86	28	5	0	0	0	50.0	35	214	29	27	9	5	30	70	2	0	.198
	Arizona	0-0	5.82	10	0	0	0	0	17.0	14	73	12	11	2	1	7	13	1	0	.215
MINOR LEAGUE TOTALS		28-16	3.92	115	75	0	0	0	410.2	362	1732	200	179	49	17	148	472	22	8	.235
MAJOR LEAGUE TOTALS		0-3	6.27	24	1	0	0	0	37.1	33	165	30	26	5	1	19	38	2	1	.236

MAJOR LEAGUE CAREER FIELDING

	G	TC	PO	A	E	DP	PCT
Pitcher	24	6	1	5	0	0	1.000

MAJOR LEAGUE CAREER HIGHS

Longest Winning Streak in Games with Decision: No Major League winning streaks

Longest Losing Streak in Games with Decision: 3 - April 30-July 7, 2021

Strikeouts: 4 - May 16, 2021 vs. Miami

Walks: 3 - July 9, 2021 vs. Arizona

Innings (starter): 2.0 - April 30, 2021 at Milwaukee

Innings (relief): 4.1 - June 10, 2022 at Philadelphia



19

WILL
VEST

HT: 6-0 WT: 180 BT: R TH: R BORN: 6/6/1995 IN HOUSTON, TX

RIGHTHANDED PITCHER

Opening Day Age: 27

Residence: McKinney, TX

Major League Service: 1.108

Signed Through: 2023

How Obtained: Returned to the Tigers by Seattle on July 17, 2021 after being selected by the Mariners in the MLB Rule 5 Draft

SEASON HIGHLIGHTS

Completed his first full Major League season in **2022**, appearing in 59 games.

- Earned his first big league save on May 13 vs. Baltimore, entering with one out and the bases loaded and striking out both batters he faced.
- Did not allow a run over nine consecutive appearances from April 19-May 13, throwing 12.1 innings with two hits allowed, two walks and 18 strikeouts.
- On the injured list from May 20-31.
- Notched his first win of the season and the second of his career on June 8 at Pittsburgh, tossing a perfect inning with one strikeout.
- Allowed just two runs over 17 appearances from April 19-June 14, compiling a 1-0 record with one save, a 0.90 ERA (20.0IP/2ER) and 26 strikeouts.
- Made the first start of his Major League career on September 28 vs. Kansas City, replacing Matt Manning, who was a late scratch...allowed a run on three hits in 1.0 inning.

Saw the first Major League action of his career in **2021**, pitching in 32 games with Seattle before being returned to Detroit on July 17.

- Made his Major League debut on April 1 vs. San Francisco, working an inning and allowing an unearned run on a hit with a walk and a strikeout...struck out Evan Longoria for his first big league punchout.
- Picked up his first big league win on April 7 vs. Chicago (AL), giving up a run on three hits with a strikeout in 1.1 innings.
- Did not allow a run in 10-of-11 outings from April 11-May 3, posting a 0.82 ERA (11.0IP/1ER) and seven strikeouts.
- On the injured list from May 21-29.
- Pitched in nine games with Triple A Toledo in August and went 1-1 with a 2.61 ERA (10.1IP/3ER) and 10 strikeouts.

Worked out remotely during the **2020** season as a result of the COVID-19 pandemic.Spent time at three different affiliates in the Tigers organization in **2019**, combining to appear in 37 games.

- Sideline from August 18-25 with right biceps tendinitis.
- Finished the season by not allowing a run over his final nine appearances from July 17-September 1, throwing 16.1 scoreless innings with five hits allowed and 23 strikeouts.
- Pitched for Mesa in the Arizona Fall League and had a 0-2 record with two saves, a 8.74 ERA (11.1IP/11ER) and 10 strikeouts in nine appearances.

Split the **2018** season between Single A West Michigan and Single A Lakeland.Began his professional career in **2017**, spending the entire season with Single A Connecticut.

- Ranked tied for sixth in the New York-Penn League with 21 appearances.
- Started his career by not allowing a run in 10-of-11 appearances from June 25-July 30, compiling a 2-0 record with one save, a 1.80 ERA (15.0IP/2ER) and 18 strikeouts.

TRANSACTIONS

- Selected by the Tigers in the 12th round of the 2017 MLB Draft out of Stephen F. Austin State University (signing scout: Matt Lea)
- On injured list, August 18-25, 2019 (right biceps tendinitis)
- Selected by Seattle from the Tigers in the Major League phase of the Rule 5 Draft on December 10, 2020
- On injured list, May 21-29, 2021
- Returned to the Tigers by Seattle on July 17, 2021 after being selected by the Mariners in the MLB Rule 5 Draft
- On injured list, May 20-31, 2022
- On paternity list, July 21-23, 2022



WILLIAM (WILL) VEST'S CAREER RECORD

Year	Club	W-L	ERA	G	GS	CG	SHO	SV	IP	H	TBF	R	ER	HR	HB	BB	SO	WP	BK	AVG
2017	Connecticut	3-1	2.83	21	0	0	0	2	28.2	15	108	9	9	1	2	9	28	3	0	.156
2018	West Michigan	3-4	4.84	20	0	0	0	5	35.1	43	161	28	19	0	3	12	44	4	1	.297
	Lakeland	1-0	6.08	10	0	0	0	0	13.1	16	60	9	9	1	1	2	12	1	0	.286
2019	Lakeland	1-1	0.84	14	0	0	0	3	21.1	9	81	2	2	1	2	7	30	1	0	.129
	Erie	2-4	5.33	20	0	0	0	4	27.0	31	118	20	16	4	1	9	25	1	0	.287
	Toledo	0-0	2.70	3	0	0	0	1	6.2	9	27	3	2	1	0	2	3	1	0	.360
2020	Did Not Play																			
2021	Toledo	1-3	4.91	23	0	0	0	2	25.2	27	109	14	14	3	0	8	25	0	0	.270
	Seattle	1-0	6.17	32	0	0	0	0	35.0	38	156	25	24	2	3	18	27	3	0	.288
2022	Toledo#	0-0	0.00	1	0	0	0	0	1.0	1	4	0	0	0	0	0	1	0	0	.250
	DETROIT	3-3	4.00	59	2	0	0	1	63.0	62	272	30	28	6	3	22	63	7	0	.262
MINOR LEAGUE TOTALS		11-13	4.02	112	0	0	0	17	159.0	151	668	85	71	11	9	49	168	11	1	1.250
DETROIT TOTALS		3-3	4.00	59	2	0	0	1	63.0	62	272	30	28	6	3	22	63	7	0	.262
MAJOR LEAGUE TOTALS		4-3	4.78	91	2	0	0	1	98.0	100	428	55	52	8	6	40	90	10	0	.271

MAJOR LEAGUE CAREER FIELDING

	G	TC	PO	A	E	DP	PCT
Pitcher	91	23	9	12	2	2	.913

MAJOR LEAGUE CAREER HIGHS

Longest Winning Streak in Games with Decision: 2 - July 25-29, 2022
Longest Losing Streak in Games with Decision: No Major League losing streak
Strikeouts: 4 - April 29, 2022 at Los Angeles (NL)
Walks: 3 - August 5, 2022 vs. Tampa Bay
Innings (starter): 1.0 - September 28, 2022 vs. Kansas City
Innings (relief): 2.0 (eight times) - last, July 11, 2022 at Kansas City (Game 1)



8

MATT VIERLING

HT: 6-2 WT: 215 BT: R TH: R BORN: 9/16/1996 IN ST. LOUIS, MO

OUTFIELDER

Opening Day Age: 26 Residence: St. Louis, MO

Major League Service: 1.026 Signed Through: 2023

How Obtained: Acquired by the Tigers along with Nick Maton and Donny Sands from Philadelphia in exchange for Kody Clemens and Gregory Soto on January 7, 2023

SEASON HIGHLIGHTS

- Spent most of the 2022 season in the Majors, playing in 117 games with the Phillies.
- According to Statcast data, ranked third among qualifying Phillies hitters in 2022 with a 91.2 MPH average exit velocity on balls in play, trailing only Kyle Schwarber (93.3) and Bryce Harper (92.1).
 - Made an Opening Day roster at the Major League level for the first time in his career.
 - Slugged his second career pinch-hit homer on June 7 at Milwaukee off Josh Hader...became the first Phillies rookie to hit a game-winning, pinch-hit homer in the ninth inning-or-later since Jim Hutto did so on July 19, 1970 at Los Angeles (NL)...also became the first Phillies player to hit a game-winning, pinch-hit homer in the ninth inning or later that was the player's first homer of a season since Matt Stairs did so on April 12, 2009 at Colorado.
 - Recorded his first career multi-homer game in the second game of the doubleheader on June 17 at Washington...his second round-tripper gave the Phillies the lead in the ninth inning.
 - Recorded a 9-2 double play to end the ninth inning and send the game to extra innings on August 12 at New York (NL)...caught Starling Matre trying to tag from third base and registered a 92.6 MPH throw to nab him at home.
 - Notched his first career walk-off hit (and walk-off RBI) and set a new career high with five hits on September 21 vs. Toronto...was the first Phillie to have five-or-more hits in a game, including a walk-off hit, since Milt Thompson on August 11, 1987 vs. Chicago (NL) and was the first in MLB to do so since Nick Castellanos on May 2, 2021 vs. Chicago (NL).
 - Appeared in 12 games during the Phillies postseason run and went 2x13 with two runs scored, a double and a RBI.

Saw the first Major League action of his career in 2021, appearing in 34 games with Philadelphia.

- Named a Phillies Organization All-Star by MiLB.com.
- Opened the season with Double A Reading, reaching base safely in 23 of his 24 games.



- Made his Major League debut on June 19 at San Francisco and singled in his first career at-bat...also recorded his first career steal and scored his first career run.
- Earned Phillies Minor League Hitter of the Month for June, batting .382 (21x55) with 10 runs scored, one double, two triples, two home runs and eight RBI in 14 games between Reading and Triple A Lehigh Valley.
- Had a season-high four hits on August 31 at Washington...also collected his first career extra-base hit with a double.
- Belted his first career home run on September 25 vs. Pittsburgh off Wil Crowe.
- Hit his first career pinch-hit homer on October 1 at Miami off Preston Guilmet.
- Batted .362 (17x47) with two doubles, one triple, one home run and five RBI in his 15 starts...had the highest batting average (min. 40 plate appearances) by a Phillies rookie in his first 15 career starts since Darin Ruf (.388) from September 25, 2012-July 13, 2013.
- Ranked as the No. 8 prospect in the Phillies organization by *Baseball America* following the season.

Worked out remotely during the **2020** season as a result of the COVID-19 pandemic.

Spent the entire **2019** season with Single A Clearwater, playing in 118 games.

- Named a Florida State League midseason All-Star and started the All-Star Game in left field.
- Ranked tied for ninth in the FSL with 22 stolen bases.
- Hit .310/.389/.488 with six doubles, three home runs and 10 RBI in 22 games during April.

Began his professional career in **2018**, playing in 62 games between Single A Williamsport and Single A Lakewood.

- Hit safely in 11 of his first 12 professional games, including seven multi-hit efforts.
- Played in all six of Lakewood's postseason games.
- Ranked as the No. 27 prospect in the Phillies organization by *Baseball America* following the season.

AMATEUR HIGHLIGHTS

- Played collegiately at the University of Notre Dame where he was named second team All-ACC as a junior in **2018** and third team All-ACC as a sophomore in **2017**.

TRANSACTIONS

- Selected by St. Louis in the 30th round of the 2015 MLB Draft out of Christian Brothers College HS (MO), but did not sign
- Selected by Philadelphia in the fifth round of the 2018 MLB Draft out of the University of Notre Dame
- Acquired by the Tigers along with Nick Maton and Donny Sands from Philadelphia in exchange for Kody Clemens and Gregory Soto on January 7, 2023

MATTHEW GREGORY VIERLING'S CAREER RECORD

Year	Club	AVG	G	AB	R	H	TB	2B	3B	HR	RBI	SH	SF	HB	BB	SO	SB	CS	OBP	SLG	E
2018	Williamsport	.420	12	50	8	21	29	3	1	1	6	0	0	3	2	2	1		.453	.580	1
	Lakewood	.293	50	184	24	54	87	15	0	6	25	2	3	5	10	38	5	5	.342	.473	0
2019	Clearwater	.232	118	431	41	100	142	23	2	5	41	1	8	9	34	94	22	5	.297	.329	2
2020	Did Not Play																				
2021	Reading	.345	24	87	16	30	56	6	1	6	16	0	2	1	12	18	5	1	.422	.644	0
	Lehigh Valley	.248	55	206	25	51	74	6	1	5	31	0	3	3	24	46	5	1	.331	.359	2
	Philadelphia	.324	34	71	11	23	34	3	1	2	6	0	1	1	4	20	2	0	.364	.479	0
2022	Lehigh Valley	.271	21	85	15	23	39	6	2	2	9	0	0	0	10	15	8	2	.347	.459	0
	Philadelphia	.246	117	325	41	80	114	12	2	6	32	0	6	3	23	70	7	4	.297	.351	1
MINOR LEAGUE TOTALS		.267	280	1043	129	279	427	59	7	25	128	3	16	18	93	213	47	15	.333	.409	5
MAJOR LEAGUE TOTALS		.260	151	396	52	103	148	15	3	8	38	0	7	4	27	90	9	4	.309	.374	1

CAREER FIELDING

	G	TC	PO	A	E	DP	PCT
First Base	11	48	46	2	0	6	1.000
Second Base	4	10	2	8	0	1	1.000
Third Base	5	13	3	9	1	1	.923
Outfield	123	197	195	2	0	1	1.000

CAREER HIGHS

Hits: 5 - September 21, 2022 vs. Toronto

Home Runs: 2 - June 17, 2022 at Washington (Game 2)

RBI: 3 (twice) - last, October 1, 2022 at Washington (Game 2)

Stolen Bases: 1 (nine times) - last, September 3, 2022 at San Francisco

Hitting Streak: 8 - August 23-31, 2022



43 JOEY WENTZ

HT: 6-5 WT: 220 BT: L TH: L BORN: 10/6/1997 IN LAWRENCE, KS

LEFTHANDED PITCHER

Opening Day Age: 25

Residence: Leawood, KS

Major League Service: 0.030

Signed Through: 2023

How Obtained: Acquired by the Tigers along with Travis Demeritte from Atlanta in exchange for Shane Greene on July 31, 2019

SEASON HIGHLIGHTS

Saw his first Major League action in **2022**, making seven starts with the Tigers.

- Made his Major League debut on May 11 vs. Oakland, giving up six runs on seven hits with two walks and a strikeout in 2.2 innings...struck out Kevin Smith for his first punchout.
- Sidelined from June 11-August 10 with an upper trapezius strain.
- Allowed one run-or-less in each of his final five appearances, including four starts, with Triple A Toledo from August 10-September 4, posting a 2-0 record with a 1.25 ERA (21.2IP/3ER) and 19 strikeouts.
- Picked up the first win of his big league career on September 9 at Kansas City, tossing 6.2 shutout innings and allowing just two hits and one walk, while striking out five.
- Made three starts for Salt River in the Arizona Fall League and did not allow a run in 12.0 innings, giving up two hits and four walks with 14 strikeouts and posting a 2-0 record.
- Ranked as the No. 16 prospect in the Tigers player development system by *Baseball America* following the season.

Returned to the mound in **2021**, combining to make 18 starts between Single A Lakeland and Double A Erie.

- On the injured list from May 4-June 23 while completing his rehab from an ulnar collateral ligament injury.
- Allowed three runs-or-less in 10 consecutive starts from July 11-September 7, posting a 3.19 ERA (42.1IP/15ER) and 51 strikeouts in that span.
- Ranked as the No. 9 prospect in the Tigers player development system by *Baseball America* following the season.

Missed the entire **2020** season after undergoing surgery for a left elbow ulnar collateral ligament injury.

- Rated as the No. 12 prospect in the Tigers organization by *Baseball America* following the season.

Began the **2019** season in the Atlanta Braves organization, before being acquired by the Tigers on July 31.

- Had a season-high 10 strikeouts on July 6 vs. Biloxi...equaled that total on August 31 at Akron.
- Allowed one run-or-less in four consecutive starts from June 26-July 14, compiling a 1-1 record with a 1.11 ERA (24.1IP/3ER) and 35 strikeouts.
- Started five games for Double A Erie in August, and went 2-0 with a 2.10 ERA (25.2IP/6ER) and 37 strikeouts.
- Ranked as the No. 11 prospect in the Tigers organization by *Baseball America* following the season.

Started 16 games with Single A Florida in **2018**.

- Led all Braves Minor Leaguers (min. 15 starts) with a 2.28 ERA (67.0IP/17ER).
- Went 2-2 with a 1.17 ERA (38.1IP/5ER) and 30 strikeouts over his final nine starts from June 13-September 1.
- Rated as the No. 12 prospect in the Braves organization by *Baseball America* following the season.

Named the South Atlantic League Most Outstanding Pitcher in **2017** after making 26 starts with Single A Rome and posting an 8-3 record with a 2.60 ERA (131.2IP/38ER) and 152 strikeouts.

- Named a South Atlantic League postseason All-Star and a low Class A All-Star by *Baseball America*.
- Selected an organization All-Star by MiLB.com.
- Ranked second in the South Atlantic League in strikeouts, while he was third in opponent batting average (.209, 99x473), tied for third in games started, fourth in ERA and seventh in WHIP (1.10).
- Sidelined from May 20-29 with a left knee contusion.
- Started 12 games from June 13-August 16, compiling a 6-0 record with a 1.27 ERA (71.0IP/10ER) and 83 strikeouts.
- Ranked as the No. 11 prospect in the Braves system and the No. 14 prospect in the South Atlantic League by *Baseball America* following the season.



2023 TIGERS

Started his professional career in **2016**, pitching for the GCL Braves and Rookie-level Danville.

- Made four starts with the GCL Braves and did not allow a run in 12.0 innings, giving up three hits and striking out 18.
- Ranked as the No. 15 prospect in the Braves organization and the 10th-best prospect in the Appalachian League by *Baseball America* following the season.

TRANSACTIONS

- Selected by Atlanta in the first round (40th overall) of the 2016 MLB Draft out of Shawnee Mission East High School (KS)
- On injured list, May 20-29, 2017 (left knee contusion)
- Acquired by the Tigers along with Travis Demeritte from Atlanta in exchange for Shane Greene on July 31, 2019
- On injured list, May 4-June 23, 2021 (left elbow UCL injury)
- On injured list, June 11-August 10, 2022 (upper trapezius strain)

JOSEPH (JOEY) BARRETT WENTZ'S CAREER RECORD

Year	Club	W-L	ERA	G	GS	CG	SHO	SV	IP	H	TBF	R	ER	HR	HB	BB	SO	WP	BK	AVG
2016	GCL Braves	0-0	0.00	4	4	0	0	0	12.0	3	42	0	0	0	1	5	18	0	1	.083
	Danville	1-4	5.06	8	8	0	0	0	32.0	31	143	18	18	0	3	20	35	6	1	.265
2017	Rome	8-3	2.60	26	26	0	0	0	131.2	99	527	44	38	4	1	46	152	18	1	.209
2018	Florida	3-4	2.28	16	16	0	0	0	67.0	49	266	17	17	3	2	24	53	3	0	.206
2019	Mississippi	5-8	4.72	20	20	0	0	0	103.0	90	436	57	54	13	3	45	100	7	0	.239
	Erie	2-0	2.10	5	5	0	0	0	25.2	20	98	6	6	3	0	4	37	1	0	.213
2020	Did Not Play																			
2021	Lakeland	0-3	6.75	5	5	0	0	0	18.2	23	84	17	14	5	0	8	24	1	0	.311
	Erie	0-4	3.71	13	13	0	0	0	53.1	41	233	25	22	7	1	33	58	2	1	.209
2022	West Michigan#	0-0	1.80	2	2	0	0	0	5.0	2	19	1	1	0	0	2	4	0	0	.125
	Toledo	2-2	3.17	12	11	0	0	0	48.1	37	196	17	17	6	1	20	53	3	2	.211
	DETROIT	2-2	3.03	7	7	0	0	0	32.2	23	135	13	11	2	1	13	27	2	0	.195
	MINOR LEAGUE TOTALS	21-28	3.39	111	110	0	0	0	496.2	395	2044	202	187	41	12	207	534	41	6	.220
	MAJOR LEAGUE TOTALS	2-2	3.03	7	7	0	0	0	32.2	23	135	13	11	2	1	13	27	2	0	.195

MAJOR LEAGUE CAREER FIELDING

	G	TC	PO	A	E	DP	PCT
Pitcher	7	6	1	5	0	0	1.000

MAJOR LEAGUE CAREER HIGHS

Longest Winning Streak in Games with Decision: No Major League winning streak

Longest Losing Streak in Games with Decision: No Major League losing streak

Strikeouts: 5 (twice) - last, September 14, 2022 vs. Houston

Walks: 4 - October 2, 2022 vs. Minnesota

Innings (starter): 6.2 - September 9, 2022 at Kansas City



52

BRENDAN WHITE

HT: 5-11 WT: 185 BT: R TH: R BORN: 11/18/1998 IN WHITE PLAINS, NY

RIGHTHANDED PITCHER

Opening Day Age: 24 Residence: Mahopac, NY

Major League Service: 0.000 Signed Through: 2023

How Obtained: Selected by the Tigers in the 26th round of the 2019 MLB Draft

SEASON HIGHLIGHTS

Appeared in 48 games, all out of the bullpen, for Double A Erie in **2022**.

- Named a Tigers Organization All-Star by MiLB.com.
- Ranked tied for second in the Eastern League with 48 appearances, while he was tied for sixth with nine saves.
- Pitched in eight games during May and compiled a 0-1 record with two saves, a 0.73 ERA (12.1IP/1ER) and 14 strikeouts.
- Did not allow an earned run in 14-of-15 outings from August 3-September 11, posting a 2-1 record with three saves, a 0.44 ERA (20.2IP/1ER) and 19 strikeouts.

Spent the entire **2021** season with Single A West Michigan, pitching in 26 games, including 18 starts.

- Ranked fifth in the Midwest League with a 4.17 ERA (101.1IP/47ER) and 101.1 innings pitched, while he was seventh with a 1.28 WHIP, eighth with a .256 (103x403) opponents batting average and tied for ninth with 107 strikeouts.

- Named Tigers Minor League Pitcher of the Month for June after posting a 0-1 record with a 0.47 ERA (19.0IP/1ER) and 20 strikeouts in four starts...finished the month with a 0.68 WHIP and limited opponents to a .125 (8x64) batting average.

Worked out remotely during the **2020** season as a result of the COVID-19 pandemic.

Began his professional career in **2019**, combining to make 14 appearances, including five starts, between the Tigers two GCL affiliates.

- Did not allow a run in his first five appearances, throwing 7.1 scoreless innings with four hits allowed and nine strikeouts.

AMATEUR HIGHLIGHTS

- Played collegiately at Siena College where he earned first team All-MAAC honors as a junior in **2019**, setting a program single-season record with 93 strikeouts.

TRANSACTIONS

- Selected by the Tigers in the 26th round of the 2019 MLB Draft out of Siena College (signing scout: Jim Bretz)

BRENDAN JAMES WHITE'S CAREER RECORD

Year	Club	W-L	ERA	G	GS	CG	SHO	SV	IP	H	TBF	R	ER	HR	HB	BB	SO	WP	BK	AVG
2019	GCL Tigers East	1-1	2.59	12	3	0	0	1	24.1	27	113	12	7	1	1	10	21	2	1	.267
	GCL Tigers West	0-1	8.10	2	2	0	0	0	6.2	10	31	6	6	0	2	1	8	1	0	.357
2020	Did Not Play																			
2021	West Michigan	3-9	4.17	26	18	0	0	0	101.1	103	447	55	47	9	14	27	107	1	2	.256
2022	Erie	6-5	2.67	48	0	0	0	9	67.1	44	269	25	20	3	8	17	73	2	0	.182
MINOR LEAGUE TOTALS		10-16	3.61	88	23	0	0	10	199.2	184	860	98	80	13	25	55	209	6	3	.238



78

TREY WINGENTER

NON-ROSTER INVITEE

HT: 6-8 WT: 236 BT: R TH: R BORN: 4/15/1994 IN HUNTSVILLE, AL

RIGHTHANDED PITCHER

Opening Day Age: 28 Residence: Nashville, TN
Major League Service: 3.053 Signed Through: 2023
How Obtained: Signed by the Tigers as a Minor League free agent on January 5, 2023

SEASON HIGHLIGHTS

Missed the entire **2022** season with a right forearm strain.

Limited to just three appearances with the Padres' Arizona Complex League affiliate in **2021** while recovering from Tommy John surgery.

Missed the entire **2020** season due to injury.

- Was shut down with irritation in his elbow in summer camp and underwent Tommy John surgery in mid-July.

Spent most of the **2019** season with the Padres, appearing in 51 games.

- Ranked second among San Diego relievers with a .187 opponents batting average and 16 holds, while he was third with 51 appearances.
- Made an Opening Day roster at the Major League level for the first time in his career.
- Earned his first big league save on April 11 at Arizona, walking two and striking out two in a scoreless inning.
- Sidelined from May 4-19 with a right shoulder strain.
- Picked up his first Major League win on July 6 at Los Angeles (NL), throwing 1.1 hitless innings.
- Made his first professional start on August 28 vs. Los Angeles (NL) after 68 Major League relief outings and 143 Minor League outings...allowed three runs on one hit with two walks and two strikeouts in 1.1 innings.

Spent most of the **2018** season with Triple A El Paso before making 22 appearances with San Diego over the season's final two months.



2023 TIGERS

- Did not allow a run in 15 of his final 16 outings with El Paso from June 16-August 3, successfully converting four save opportunities and posting a 1.06 ERA (17.0IP/2ER) and 21 strikeouts.
- Made his Major League debut on August 7 at Milwaukee, striking out one in a perfect inning...fanned Christian Yelich for his first big league punchout.
- Struck out each of the three batters he faced on September 12 at Seattle...his three strikeouts were part of a franchise-best nine consecutive strikeouts among relievers, along with Jose Castillo, Robert Stock and Craig Stammen.
- Ranked as the No. 24 prospect in the Padres organization by *Baseball America* following the season.

Pitched in 49 games with Double A San Antonio in **2017**.

- Named to the Texas League midseason and postseason All-Star teams and was selected a Padres Organization All-Star by MiLB.com.
- Led the Texas League with 20 saves, while he ranked second with 37 games finished.
- Pitched in the postseason for the first time in his professional career, making two playoff appearances with San Antonio and three with Triple A El Paso.
- Ranked as the No. 23 prospect in the Padres organization by *Baseball America* following the season.

Saw time at three different levels of the Padres player development system in **2016**, pitching in 39 games between Single A Fort Wayne, Single A Lake Elsinore and Double A San Antonio.

- Did not allow an earned run in nine of his first 10 outings, posting a 0.64 ERA (14.0IP/1ER) and 19 strikeouts.
- Recorded 14 consecutive scoreless appearances from July 6-August 16, tossing 24.0 innings and giving up 14 hits with 28 strikeouts.

Began his professional career in **2015**, making six appearances each with the AZL Padres and Single A Tri-City.

AMATEUR HIGHLIGHTS

- Pitched collegiately at Auburn University...graduated from Bob Jones High School in Madison, AL, where he threw five shutouts and three no-hitters...was named Huntsville Player of the Year and ASWA All-State 6A first team in **2012**.

TRANSACTIONS

- Selected by Seattle in the 36th round of the 2012 MLB Draft out of Bob Jones HS (AL), but did not sign
- Selected by San Diego in the 17th round of the 2015 MLB Draft out of Auburn University
- On injured list, May 4-19, 2019 (right shoulder strain)
- On injured list, July 20-October 31, 2020 (right elbow strain)
- On injured list, February 18-November 6, 2021 (right elbow ulnar collateral ligament injury)
- Signed by Cincinnati as a Minor League free agent on December 1, 2021
- On injured list, April 5-November 8, 2022 (right forearm strain)
- Signed by the Tigers as a Minor League free agent on January 5, 2023

ANTHONY (TREY) J. WINGENTER'S CAREER RECORD

Year	Club	W-L	ERA	G	GS	CG	SHO	SV	IP	H	TBF	R	ER	HR	HB	BB	SO	WP	BK	AVG
2015	AZL Padres	1-1	2.79	6	0	0	0	0	9.2	10	44	7	3	0	1	3	5	4	0	.250
	Tri-City	0-1	12.00	6	0	0	0	0	9.0	14	44	12	12	0	0	4	11	0	0	.350
2016	Fort Wayne	1-0	0.82	8	0	0	0	4	11.0	6	41	3	1	0	1	2	14	1	1	.162
	Lake Elsinore	2-1	2.03	30	0	0	0	4	44.1	36	178	10	10	0	3	17	46	2	0	.229
	San Antonio	0-0	0.00	1	0	0	0	1	3.0	0	10	0	0	0	0	1	5	1	0	.000
2017	San Antonio	2-1	2.45	49	0	0	0	20	47.2	33	194	16	13	6	2	19	64	6	0	.193
2018	El Paso	3-3	3.45	40	0	0	0	4	44.1	29	187	19	17	4	6	24	53	4	0	.186
	San Diego	0-0	3.79	22	0	0	0	0	19.0	13	81	8	8	3	1	14	27	1	0	.191
2019	Amarillo	0-1	54.00	1	0	0	0	0	0.2	2	6	4	4	1	1	1	0	0	.500	
	El Paso	0-0	0.00	3	0	0	0	1	3.1	1	11	0	0	0	0	0	7	0	0	.091
	San Diego	1-3	5.65	51	1	0	0	1	51.0	34	218	32	32	5	5	28	72	4	0	.187
2020	Did Not Play																			
2021	ACL Padres	1-0	0.00	3	1	0	0	0	3.0	1	10	0	0	0	0	1	6	0	0	.100
2022	Did Not Play																			
MINOR LEAGUE TOTALS		10-8	3.07	147	1	0	0	34	176.0	132	726	71	60	11	14	72	212	18	1	.208
MAJOR LEAGUE TOTALS		1-3	5.14	73	1	0	0	1	70.0	47	299	40	40	8	6	39	99	5	0	.188

MAJOR LEAGUE CAREER FIELDING

	G	TC	PO	A	E	DP	PCT
Pitcher	73	10	3	4	3	1	.700

MAJOR LEAGUE CAREER HIGHS

Longest Winning Streak in Games with Decision: No Major League winning streak

Longest Losing Streak in Games with Decision: 2 - July 14-18, 2019

Strikeouts: 4 - June 9, 2019 vs. Washington

Walks: 2 (eight times) - last, August 28, 2019 vs. Los Angeles (NL)

Innings (starter): 1.1 - August 28, 2019 vs. Los Angeles (NL)

Innings (relief): 2.0 (four times) - last, September 11, 2019 vs. Chicago (NL)



86 MATT WISLER

**NON-ROSTER
INVITEE**
HT: 6-3 WT: 215 BT: R TH: R BORN: 9/12/1992 IN BRYAN, OH
RIGHTHANDED PITCHER
Opening Day Age: 30

Residence: Smyrna, GA

Major League Service: 6.024

Signed Through: 2023

How Obtained: Signed by the Tigers as a Minor League free agent on February 15, 2023

SEASON HIGHLIGHTS

Made 39 appearances, including five starts, with Tampa Bay in **2022**.

- According to Statcast, 91.5 percent of his pitches were sliders, throwing 685 sliders and 64 four-seam fastballs.
- Threw 1.2 hitless innings on May 19 at Chicago (NL) in his first start since September 4, 2020 vs. Detroit.
- Made nine appearances, including two starts, with the Rays during April, compiling a 1-0 record with a 1.64 ERA (11.0IP/2ER) and 10 strikeouts.
- Picked up his only save of the season on June 1 at Texas, striking out one in a perfect inning.
- Sideline from July 24-September 1 with a neck strain.

Began the **2021** season in the Giants organization before being acquired by the Rays on June 11.

- Gave up 10 runs in 12 appearances in April, but pitched to a 2.27 ERA (39.2IP/10ER) and 50 strikeouts in 36 appearances from May until the end of the season.
- On the injured list from August 16-September 8 with a right finger sprain and went back on the IL from September 9-30 with the same injury...marked the first injured list stints of his career.
- Made two appearances in the American League Division Series vs. Boston, allowing two runs in 2.1 innings...retired all four batters he faced in Game 3 of the series.

Pitched in 18 games, including four starts, in his only season with the Twins in **2020**.

- Was used as an opener four times and did not allow a run in 7.2 innings in those starts.
- Picked up the second save of his career on September 1 vs. Chicago (AL), pitching a scoreless ninth inning.
- Compiled a 0.93 ERA (9.2IP/1ER) with 16 strikeouts in nine appearances, including one start, with the Minnesota in September.
- Was on the Twins roster for the AL Wild Card Series vs. Houston, but did not pitch.

Combined to pitch in 44 games, including eight starts, with San Diego and Seattle in **2019**.

- Was used as an opener eight times by Seattle and did not allow a run across 10.0 innings, while giving up four hits with 10 strikeouts.
- Did not allow an earned run in 11 consecutive outings from July 20-August 23, throwing 12.0 innings in that span.

Split the **2018** season between the Atlanta Braves and Cincinnati Reds organizations.

- Made the longest relief outing of his career on May 29 vs. New York (NL), throwing 4.0 innings.
- Threw a 5.0 inning shutout for Triple A Gwinnett on June 9 vs. Syracuse, allowing one hit and striking out four.
- Appeared in 10 games with the Reds in September and had a 2.38 ERA (11.1IP/3ER) and eight strikeouts.

Appeared in 38 games, including 15 starts, between Atlanta and Triple A Gwinnett in **2017**.

- Made his only Major League start of the season in the second game of the doubleheader on June 10 vs. New York (NL), throwing 6.0 innings and giving up four runs on six hits with seven strikeouts.
- Threw a shutout for Gwinnett on July 2 at Charlotte, allowing three hits and striking out two in 7.0 innings.

Spent most of **2016** in the Majors, pitching in 27 games, including 26 starts, with the Braves.

- Ranked second on the team in 26 starts, while he was tied for second with seven wins.
- Made an Opening Day roster at the Major League level for the first time in his career.
- Notched his first big league save on April 17 at Miami, pitching a perfect 10th inning.
- Tossed 8.0 shutout innings on May 3 at New York (NL), allowing a hit with two walks and four strikeouts... the only hit he gave up in the start with a single to Asdrubal Cabrera in the fifth inning.



2023 TIGERS

- Recorded the only double-digit strikeout game of his career on August 31 vs. San Diego, striking out 10 in 6.0 innings.
- Started two games for Tigres de Licey in the Dominican Winter League and did not allow a run in 9.0 innings, giving up five hits and striking out 12.

Saw his first Major League action in **2015**, pitching in 20 games, including 19 starts with the Braves.

- Ranked fifth among National League rookies with eight wins and eighth with 109.0 innings pitched.
- Named International League Pitcher of the Week for the week ending May 10 after going 2-0 with a 1.35 ERA (13.1IP/2ER) and nine strikeouts.
- Earned his second IL Pitcher of the Week honor for the week ending May 30, combining to throw 10.1 shutout innings with four hits allowed and eight strikeouts in two starts.
- Made his big league debut on June 19 vs. New York (NL), giving up one run on six hits with two strikeouts in 8.0 innings...became the first Braves pitcher to go at least 8.0 innings and allow one run (or fewer) in his Major League debut since John Smoltz did so on July 23, 1988 at New York (NL)...his 8.0 innings without a walk were the most in Atlanta history (since 1966) by a pitcher making his debut.
- Ranked as the No. 17 prospect in the International League by *Baseball America* following the season.

Started 28 games between Double A San Antonio and Triple A El Paso in **2014**.

- Ranked tied for second among Padres Minor Leaguers with 10 wins, while he ranked second with 136 strikeouts.
- Threw 7.0 shutout innings on April 25 vs. Midland, giving up three hits and striking out 10.
- Rated as the top prospect in the Padres organization, the No. 34 prospect in all of baseball and the No. 18 prospect in the Pacific Coast League by *Baseball America* following the season.

Made 26 starts between Single A Lake Elsinore and Double A San Antonio in **2013**.

- Named a Padres Organization All-Star by MiLB.com.
- Selected Texas League Pitcher of the Week for the week ending July 7 after throwing 6.0 shutout innings with two hits allowed, one walk and six strikeouts.
- Earned his second Texas League Pitcher of the Week honor for the season for the week ending August 25, throwing 9.0 scoreless innings with three hits allowed and 11 strikeouts in two starts.
- Appeared in three games during the Texas League postseason and went 1-0 with a 0.56 ERA (16.0IP/1ER).
- Ranked as the No. 2 prospect in the Padres organization, the No. 44 prospect in all of baseball and the No. 5 prospect in the Texas League by *Baseball America* following the season.

Spent the entire **2012** season with Single A Fort Wayne, pitching in 24 games, including 23 starts.

- Led Padres Minor Leaguers with a 2.53 ERA (114.0IP/32ER)...allowed one home run in 114.0 innings and led the minors with a 0.08 home run per nine innings ratio.
- Ranked second in the Midwest League with a 1.08 WHIP and third in ERA and opponent batting average (.227).
- Allowed two runs-or-less in eight consecutive starts from May 5-June 15, posting a 2-0 record with a 1.50 ERA (42.0IP/7ER) and 37 strikeouts.

Made his professional debut in 2011, appearing in one game with the AZL Padres.

TRANSACTIONS

- Selected by San Diego in the seventh round of the 2011 MLB Draft out of Bryan HS (OH)
- Acquired by Atlanta along with Cameron Maybin, Jordan Paroubeck, Carlos Quentin and 2015 competitive balance round A pick from San Diego in exchange for Craig Kimbrel and B.J. Upton on April 5, 2015
- Acquired by Cincinnati along with Lucas Sims and Preston Tucker from Atlanta in exchange for Adam Duvall on July 30, 2018
- Acquired by San Diego from Cincinnati in exchange for Diomar Lopez on April 1, 2019
- Acquired by Seattle from San Diego in exchange for cash considerations on July 4, 2019
- Claimed off waivers by Minnesota from Seattle on October 29, 2019
- Signed by San Francisco as a free agent on December 9, 2020
- On bereavement list, May 23-27, 2021
- Acquired by Tampa Bay along with cash considerations from San Francisco in exchange for Michael Plassmeyer on June 11, 2021
- On injured list, August 16-September 8, 2021 (right finger sprain)
- On injured list, September 9-30, 2021 (right finger sprain)
- On injured list, July 24-September 1, 2022 (neck strain)
- Signed by the Tigers as a Minor League free agent on February 15, 2023



MATTHEW R. WISLER'S CAREER RECORD

Year	Club	W-L	ERA	G	GS	CG	SHO	SV	IP	H	TBF	R	ER	HR	HB	BB	SO	WP	BK	AVG
2011	AZL Padres	0-0	---	1	0	0	0	0	0.0	2	5	4	4	0	1	2	0	0	0	1.000
2012	Fort Wayne	5-4	2.53	24	23	1	1	0	114.0	95	461	39	32	1	5	28	113	5	2	.227
2013	Lake Elsinore	2-1	2.03	6	6	0	0	0	31.0	22	119	7	7	1	1	6	28	0	1	.196
	San Antonio	8-5	3.00	20	20	0	0	0	105.0	85	417	36	35	7	2	27	103	3	0	.223
2014	San Antonio	1-0	2.10	6	6	0	0	0	30.0	26	120	7	7	2	0	6	35	2	0	.234
	El Paso	9-5	5.01	22	22	0	0	0	116.2	131	514	68	65	19	5	36	101	6	1	.279
2015	Gwinnett	3-4	4.29	12	12	0	0	0	65.0	68	273	34	31	5	1	13	49	1	1	.266
	Atlanta	8-8	4.71	20	19	0	0	0	109.0	119	478	59	57	16	4	40	72	2	3	.280
2016	Gwinnett	2-1	3.71	4	4	1	0	0	26.2	27	113	13	11	3	2	5	22	1	0	.257
	Atlanta	7-13	5.00	27	26	0	0	1	156.2	159	671	90	87	26	4	49	115	5	1	.259
2017	Gwinnett	7-5	3.56	18	14	1	1	0	93.2	101	395	44	37	7	1	20	64	10	1	.274
	Atlanta	0-1	8.35	20	1	0	0	0	32.1	43	153	31	30	5	2	13	22	0	0	.323
2018	Gwinnett	4-4	4.37	13	13	2	1	0	70.0	79	297	35	34	6	2	14	65	10	1	.290
	Louisville	1-1	1.83	8	2	0	0	0	19.2	19	80	5	4	0	0	3	21	1	0	.253
	Atlanta	1-1	5.40	7	3	0	0	0	26.2	30	112	16	16	6	0	5	21	1	0	.283
	Cincinnati	0-0	2.03	11	0	0	0	0	13.1	11	54	4	3	2	0	2	11	0	0	.224
2019	San Diego	2-2	5.28	21	0	0	0	0	29.0	34	129	17	17	5	0	10	34	3	1	.291
	Seattle	1-2	6.04	23	8	0	0	0	22.1	22	95	17	15	5	0	6	29	0	0	.247
2020	Minnesota	0-1	1.07	18	4	0	0	1	25.1	15	107	3	3	2	2	14	35	1	1	.165
2021	FCL Rays#	1-0	0.00	1	0	0	0	0	1.0	0	3	0	0	0	0	0	3	0	0	.000
	Durham#	0-0	0.00	1	0	0	0	0	1.0	1	4	0	0	0	0	0	3	0	0	.250
	San Francisco	1-2	6.05	21	0	0	0	0	19.1	19	82	13	13	4	0	6	26	0	0	.253
	Tampa Bay	2-3	2.15	27	0	0	0	1	29.1	22	113	11	7	2	1	5	36	1	1	.210
2022	Durham#	0-0	9.82	4	0	0	0	0	3.2	5	17	4	4	1	0	2	1	0	0	.333
	Tampa Bay	3-3	2.25	39	5	0	0	1	44.0	30	176	18	11	6	0	14	35	1	1	.189
MINOR LEAGUE TOTALS		43-30	3.60	140	122	5	3	0	677.1	661	2818	296	271	52	20	162	608	39	7	.255
AL TOTALS		6-9	2.68	107	17	0	0	3	121.0	89	491	49	36	15	3	39	135	3	3	.200
NL TOTALS		19-27	5.19	127	49	0	0	1	386.1	415	1686	230	233	64	10	125	301	11	5	.273
MAJOR LEAGUE TOTALS		25-36	4.59	234	66	0	0	4	507.1	504	2170	279	259	79	13	164	436	14	8	.257

MAJOR LEAGUE CAREER FIELDING

	G	TC	PO	A	E	DP	PCT
Pitcher	234	73	24	48	1	1	.986

MAJOR LEAGUE CAREER HIGHS

Longest Winning Streak in Games with Decision: 4 - July 1-26, 2015

Longest Losing Streak in Games with Decision: 7 - August 1-September 17, 2015

Strikeouts: 10 - August 31, 2016 vs. San Diego

Walks: 5 - July 1, 2015 vs. Washington

Innings (starter): 8.2 - October 4, 2015 vs. St. Louis (Game 2)

Innings (reliever): 4.0 - May 29, 2018 vs. New York (NL)

**83****ADAM
WOLF****NON-ROSTER
INVITEE****HT: 6-6 WT: 225 BT: L TH: L BORN: 12/26/1996 IN NORWALK, OH****LEFTHANDED PITCHER****Opening Day Age: 26****Residence: Milan, OH****Major League Service: 0.000****Signed Through: 2023****How Obtained:** Selected by the Tigers in the fifth round of the 2018 MLB Draft**SEASON HIGHLIGHTS**Spent the entire **2022** season with Double A Erie, appearing in 35 games, including 11 starts.

- Allowed two runs-or-less in seven consecutive starts to begin the season, posting a 3-1 record with a 2.12 ERA (29.2IP/7ER) and 35 strikeouts.
- Recorded nine consecutive scoreless outings from August 4-September 7, tossing 20.0 shutout innings with 11 hits allowed and 21 strikeouts.
- Made two appearances with the SeaWolves during the postseason, allowing two earned runs in 3.2 innings with five strikeouts.

Combined to make 23 appearances, including 21 starts, between Single A Lakeland and Single A West Michigan in **2021**.

- Named a Tigers Organization All-Star by MiLB.com.
- Threw 6.0 no-hit innings on July 25 vs. Lansing, walking three and striking out nine.

Worked out remotely during the **2020** season as a result of the COVID-19 pandemic.Started 17 games with Single A West Michigan in **2019**.

- Pitched 6.0 shutout innings on June 27 vs. Dayton, allowing five hits with three walks and two strikeouts.
- On the injured list from July 10-August 3 with a left forearm strain.
- Sidelined from August 20-September 6 with a left forearm strain.

Began his professional career in **2018**, starting 12 games between the GCL Tigers West and Single A Connecticut.

- Finished the season by not allowing a run in his last five starts, throwing 15.0 shutout innings with nine hits allowed, four walks and 11 strikeouts.

AMATEUR HIGHLIGHTS

- Pitched collegiately at the University of Louisville, earning second team All-American honors from the NCBWA and third team All-American recognition with *Baseball America* in **2018**...also was named second team All-ACC in 2018.

TRANSACTIONS

- Selected by the Tigers in the fifth round of the 2018 MLB Draft out of the University of Louisville (signing scout: Harold Zonder)
- On injured list, July 10-August 3, 2019 (left forearm strain)
- On injured list, August 20-September 6, 2019 (left forearm strain)

ADAM CHARLES WOLF'S CAREER RECORD

Year	Club	W-L	ERA	G	GS	CG	SHO	SV	IP	H	TBF	R	ER	HR	HB	BB	SO	WP	BK	AVG
2018	GCL Tigers West	0-0	0.00	2	2	0	0	0	6.2	5	27	0	0	0	0	4	5	0	0	.217
	Connecticut	1-1	2.67	10	10	0	0	0	30.1	25	123	9	9	0	3	8	27	1	0	.225
2019	West Michigan	4-10	6.23	17	17	0	0	0	78.0	105	368	58	54	4	2	30	70	7	1	.317
2020	Did Not Play																			
2021	Lakeland	2-2	3.90	7	5	0	0	0	27.2	26	111	13	12	3	1	6	34	1	0	.250
	West Michigan	4-5	4.20	16	16	0	0	0	79.1	76	336	39	37	9	5	25	74	1	0	.250
2022	Erie	5-4	2.72	35	11	0	0	4	89.1	79	385	30	27	6	6	37	92	6	0	.234
MINOR LEAGUE TOTALS		16-22	4.02	87	61	0	0	4	311.1	316	1350	149	139	22	17	110	302	16	1	.261



FIRST-YEAR PLAYER DRAFT (15)

PLAYER	YEAR DRAFTED	ROUND
Tyler Alexander	2015	Second
Beau Brieske	2019	27th
Kerry Carpenter	2019	19th
Alex Faedo	2017	First (18th overall)
Riley Greene	2019	First (fifth overall)
Garrett Hill	2018	26th
Ryan Kreydler	2019	Fourth
Andre Lipcius	2019	Third
Matt Manning	2016	First (ninth overall)
Parker Meadows	2018	Second
Casey Mize	2018	First (first overall)
Tarik Skubal	2018	Ninth
Spencer Torkelson	2020	First (first overall)
Spencer Turnbull	2014	Second
Brendan White	2019	26th

SIGNED AS A MAJOR LEAGUE FREE AGENT (5)

PLAYER	PREVIOUS ORGANIZATION	DATE SIGNED
Javier Báez	New York (NL)	December 1, 2021
Matthew Boyd	Seattle	December 14, 2022
Michael Lorenzen	Los Angeles (AL)	December 20, 2022
Eduardo Rodriguez	Boston	November 16, 2021
Jonathan Schoop	Baltimore	February 5, 2021

SIGNED AS A MINOR LEAGUE FREE AGENT (1)

PLAYER	PREVIOUS ORGANIZATION	DATE SIGNED
José Cisnero	Arizona	November 8, 2018

SIGNED AS A NON-DRAFTED FREE AGENT (2)

PLAYER	COUNTRY	DATE SIGNED
Jason Foley	United States	August 2, 2016
Wenceel Perez	Dominican Republic	July 2, 2016

ACQUIRED BY TRADE (12)

PLAYER	ACQUIRED FROM	DATE ACQUIRED	ACQUIRED FOR
Miguel Cabrera	Florida	December 5, 2007	Burke Badenhop, Eulogio De La Cruz, Cameron Maybin, Andrew Miller, Mike Rabelo, Dallas Trahern
Eric Haase	Cleveland	January 8, 2020	Cash Consideratinos
Alex Lange	Chicago (NL)	July 31, 2019	Nicholas Castellanos
Nick Maton	Philadelphia	January 7, 2023	Kody Clemens, Gregory Soto
Austin Meadows	Tampa Bay	April 4, 2022	Isaac Paredes, Competitive Balance Round B Pick
Tyler Nevin	Baltimore	December 31, 2022	Cash Consideratinos
Reese Olson	Milwaukee	July 30, 2021	Daniel Norris
Jake Rogers	Houston	August 31, 2017	Justin Verlander, PTBNL (Juan Ramirez)
Donny Sands	Philadelphia	January 7, 2023	Kody Clemens, Gregory Soto
Zack Short	Chicago (NL)	August 31, 2020	Cameron Maybin
Matt Vierling	Philadelphia	January 7, 2023	Kody Clemens, Gregory Soto
Joey Wentz	Atlanta	July 31, 2019	Shane Greene

ACQUIRED IN RULE 5 DRAFT (3)

PLAYER	ACQUIRED FROM	DATE ACQUIRED	ACQUIRED FOR
Akil Baddoo	Minnesota	December 10, 2020	Rule 5 Draft
Mason Englert	Texas	December 7, 2022	Rule 5 Draft
Rony García	New York (AL)	December 12, 2019	Rule 5 Draft

RETURNED RULE 5 DRAFT PICK (1)

PLAYER	RETURNED FROM	DATE RETURNED	ACQUIRED FOR
Will Vest	Seattle	July 17, 2021	Rule 5 Draft

CLAIMED OFF WAIVERS (2)

PLAYER	PREVIOUS ORGANIZATION	DATE CLAIMED
Tyler Holton	Arizona	February 17, 2023
Edwin Uceta	Arizona	January 11, 2023



TIGERS 40-MAN ROSTER

2023 DETROIT TIGERS 40-MAN ROSTER

Manager: A.J. Hinch (1-14)

Coaches: Alfredo Amezaga (99); Keith Beane (87); Michael Brdar (90); Tim Federowicz (88); Chris Fetter (41); Gary Jones (44); George Lombard (26); Robyn Lund (63); Ian Nieves (61); James Rowson (38)

Head Athletic Trainer: Ryne Etbanks
Assistant Trainers: Chris McDonald, Matt Rankin

As of 2/25/2023

NO.	PITCHERS (21)	B	T	HT.	WT.	BORN	BIRTHPLACE	RESIDENCE	2022 CLUB	W-L	ERA	G	GS	CG	SHO	SV	IP	H	A	R	ER	BB	SO	AVG	MLSER.
70	Alexander, Tyler	R	L	6-2	203	7/14/1994	Chicago, IL	Southlake, TX	Toledo	1-1	8.00	5	1	0	0	0	9.0	12	39	8	8	1	8	.308	
48	Boyd, Matthew	L	L	6-3	234	2/2/1991	Seattle, WA	Mercer Island, WA	Detroit	4-11	4.81	27	17	0	0	0	101.0	108	393	58	54	25	61	.275	3,058
4	Bristke, Beau	R	R	6-3	200	4/5/1998	Chandler, AZ	Chandler, AZ	Seattle	2-0	1.35	10	0	0	0	0	13.1	5	43	2	2	8	13	.116	6,136
67	Cisneros, José	R	R	6-3	258	4/11/1989	Bajos de Haina, DR	San Francisco de Macoris, DR	Toledo	3-6	4.19	15	15	0	0	0	81.2	173	309	39	38	25	54	.236	0,166
53	Englert, Mason	S	R	6-4	205	11/1/1999	Forney, TX	Forney, TX	Hickory	1-0	3.18	6	0	0	0	0	5.2	3	20	2	2	1	6	.150	5,020
49	Faedo, Alex	R	R	6-5	225	11/12/1995	Tampa, FL	Tampa, FL	Frisco	1-1	4.11	3	3	0	0	0	10.2	6	37	3	3	3	20	.237	
68	Foley, Jason	R	R	6-4	215	11/1/1995	Manhasset, NY	Bellmore, NY	Toledo	1-5	5.53	12	12	0	0	0	53.2	63	215	34	33	25	44	.293	0,051
51	García, Rony	R	R	6-3	248	12/19/1997	Mao, DR	Santo Domingo, DR	Detroit	1-0	3.88	60	0	0	0	0	60.1	72	242	27	26	11	43	.298	1,033
50	Hill, Garrett	R	R	6-0	175	1/16/1996	Santa Rosa, CA	Petaluma, CA	Detroit	3-3	4.41	16	8	0	0	0	51.0	40	188	27	25	13	48	.213	2,142
87	Holton, Tyler	L	L	6-2	200	6/13/1996	Tallahassee, FL	Tallahassee, FL	Toledo	2-2	4.06	8	8	0	0	0	37.2	31	141	20	17	15	46	.220	0,095
55	Lange, Alex	R	R	6-3	197	10/2/1995	Riverside, CA	Lee's Summit, MO	Detroit	3-3	4.03	17	8	0	0	0	60.1	53	229	29	27	29	40	.231	0,047
201	Lorenzen, Michael	R	R	6-3	220	1/4/1992	Anaheim, CA	Newport Beach, CA	Arizona	0-0	3.00	10	0	0	0	0	9.0	8	36	3	3	2	6	.222	0,047
25	Manning, Matt	R	R	6-6	212	1/28/1998	Sacramento, CA	Elk Grove, CA	Detroit	7-4	3.41	71	0	0	0	0	63.1	47	231	30	24	31	82	.203	1,112
45	Olson, Reese	R	R	6-1	160	7/31/1999	Gainesville, GA	Gainesville, GA	Inland Empire	0-0	3.00	1	1	0	0	0	6.2	10	30	8	2	8	5	.200	2,000
57	Rodriguez, Eduardo	L	L	6-2	231	4/7/1993	Valencia, VZ	Miami, FL	Salt Lake	0-2	10.80	2	2	0	0	0	97.2	81	362	48	46	44	85	.224	7,159
29	Skubal, Tarik	L	L	6-3	240	11/20/1996	Hayward, CA	Chandler, AZ	Los Angeles (AL)	0-0	0.00	1	1	0	0	0	2.0	1	6	0	0	1	0	.167	1,098
56	Turnbull, Spencer	R	R	6-3	210	9/18/1992	Dennisville, AL	Madison, MS	Toledo	1-1	2.66	6	6	0	0	0	20.1	19	74	6	6	10	23	.257	
65	Ureca, Edwin	R	R	6-0	155	1/9/1998	Villaluisa, DR	Villa Los Almigars, DR	Detroit	2-3	3.43	12	12	0	0	0	63.0	55	238	27	24	19	48	.231	1,098
19	Vest, Will	R	R	6-0	180	6/6/1995	Houston, TX	McKinney, TX	Erie	8-6	4.14	26	25	0	0	0	119.2	109	460	65	55	38	168	.237	
43	Wentz, Joey	L	L	6-5	220	10/6/1997	Lawrence, KS	Leawood, KS	Lakeland	0-0	3.00	1	1	0	0	0	3.0	3	13	1	1	1	5	.231	1,108
52	White, Brendan	R	R	5-11	185	11/18/1998	White Plains, NY	Mahopac, NY	Toledo	5-5	4.05	17	17	0	0	0	15.0	8	52	1	1	2	26	.154	
									Detroit	7-8	3.52	21	21	0	0	0	117.2	104	438	53	46	32	117	.237	2,114
									Reno	6-1	4.86	28	5	0	0	0	50.0	35	214	29	27	30	70	.198	4,020
									Arizona	0-0	5.82	10	0	0	0	0	17.0	14	73	12	11	7	13	.215	0,101
									Toledo	3-3	4.00	59	2	0	0	0	63.0	62	237	30	28	22	63	.262	1,108
									West Michigan	0-0	1.80	2	2	0	0	0	5.0	2	16	1	1	2	4	.125	
									Toledo	2-2	3.17	12	11	0	0	0	48.1	37	175	17	17	20	53	.211	
									Detroit	2-2	3.03	7	7	0	0	0	32.2	23	118	13	11	13	27	.195	0,030
									Erie	6-5	2.67	48	0	0	0	0	67.1	44	242	25	20	17	73	.242	

Did Not Play in 2022

TIGERS 40-MAN ROSTER



2023 TIGERS

NO.	CATCHERS (4)	B	T	HT.	WT.	BORN	BIRTHPLACE	RESIDENCE	2022 CLUB	AVG	G	AB	R	H	TB	2B	3B	HR	RBI	BB	SO	SB	OBP	SLG	ML.SER.		
13	Haase, Eric	R	R	5-10	210	12/18/1992	Detroit, MI	Livonia, MI	Detroit	.254	110	323	41	82	143	17	1	14	44	24	97	0	.305	.443	2,072		
34	Rogers, Jake	R	R	6-1	201	4/18/1995	Canyon, TX	Dallas, TX	Clearwater	.300	3	10	1	3	7	1	0	1	2	1	2	0	.364	.700	2,040		
33	Sands, Donny	R	R	6-2	190	5/16/1996	Tucson, AZ	Tucson, AZ	Lehigh Valley Philadelphia	.308 .000	57 3	201 3	41 3	62 0	86 0	9 0	0 0	5 0	34 0	38 0	44 1	0	.413	.428	0,035		
Did Not Play in 2022																											
NO.	INFELDERS (9)	B	T	HT.	WT.	BORN	BIRTHPLACE	RESIDENCE	2022 CLUB	AVG	G	AB	R	H	TB	2B	3B	HR	RBI	BB	SO	SB	OBP	SLG	ML.SER.		
28	Baez, Javier	R	R	6-0	190	12/1/1992	Bayamon, PR	Dorado, PR	Detroit	.238	144	555	64	132	218	27	4	17	67	26	147	9	.278	.393	7,089		
24	Cabrera, Miguel	R	R	6-4	267	4/18/1983	Maracaay, VZ	N. Miami Beach, FL	Detroit	.254	112	397	25	101	126	10	0	5	43	28	101	1	.305	.317	19,101		
32	Kreidler, Ryan	R	R	6-4	208	11/12/1997	Davis, CA	Davis, CA	West Michigan	.231	4	13	3	3	5	2	0	0	4	4	3	2	.412	.385			
		R	R	6-4	208	11/12/1997	Davis, CA	Davis, CA	Toledo	.213	56	202	29	43	83	12	2	8	22	36	72	15	.352	.411			
27	Lapeus, Andre	R	R	6-1	190	5/22/1998	Annapolis, MD	Williamsburg, VA	Detroit	.178	26	73	8	13	17	1	0	1	6	6	22	0	.244	.233	0,035		
		R	R	6-1	190	5/22/1998	Annapolis, MD	Williamsburg, VA	Erie	.264	88	303	52	80	129	20	1	9	39	61	56	12	.392	.426			
9	Maton, Nick	L	R	6-2	195	2/18/1997	Chatham, IL	Chatham, IL	Clearwater	.294	4	17	2	5	6	1	0	0	2	4	25	33	1	.388	.453		
		R	R	6-2	195	2/18/1997	Chatham, IL	Chatham, IL	Lehigh Valley	.261	57	211	33	55	92	20	1	5	35	34	55	3	.368	.436			
18	Nevin, Tyler	R	R	6-4	225	5/29/1997	Poway, CA	Poway, CA	Philadelphia	.250	35	72	13	18	37	2	1	5	17	10	29	0	.341	.514	1,034		
		R	R	6-4	225	5/29/1997	Poway, CA	Poway, CA	Norfolk	.191	44	165	30	48	79	8	1	7	36	21	36	4	.382	.479			
46	Perez, Wencesel	S	R	5-11	170	10/30/1999	Azusa, DR	Azusa, DR	Baltimore	.297	58	157	17	31	41	4	0	2	16	20	46	0	.299	.261	0,133		
		R	R	5-11	170	10/30/1999	Azusa, DR	Azusa, DR	West Michigan	.286	55	206	35	59	109	13	5	9	38	27	38	13	.364	.529			
7	Schoop, Jonathan	R	R	6-1	247	10/16/1991	Willemstad, CW	Willemstad, CW	Erie	.307	39	150	28	46	81	10	5	5	28	15	23	5	.374	.540			
		R	R	6-1	247	10/16/1991	Willemstad, CW	Willemstad, CW	West Michigan	.429	2	7	2	3	4	1	0	0	0	2	0	0	0	.556	.571		
		L	L	6-1	214	8/16/1998	Silver Spring, MD	Conyers, GA	Toledo	.222	3	9	0	2	3	1	0	0	0	0	2	0	0	.364	.333		
59	Short, Zack	R	R	5-10	180	5/29/1995	Kingston, NY	Hurley, NY	Detroit	.202	131	481	48	97	155	23	1	11	38	19	107	5	.239	.322	9,027		
		R	R	5-10	180	5/29/1995	Kingston, NY	Hurley, NY	Toledo	.229	128	459	79	105	171	31	1	11	60	88	149	11	.355	.373			
20	Torkelson, Spencer	R	R	6-1	220	8/26/1999	Petaluma, CA	Scottsdale, AZ	Detroit	.000	6	9	2	0	0	0	0	0	2	2	5	1	.154	.000	0,102		
		R	R	6-1	220	8/26/1999	Petaluma, CA	Scottsdale, AZ	Toledo	.229	35	131	18	30	51	6	0	5	18	23	41	1	.348	.389			
		R	R	6-1	220	8/26/1999	Petaluma, CA	Scottsdale, AZ	Detroit	.203	110	360	38	73	115	16	1	8	28	37	99	0	.285	.319	0,137		
NO.	OUTFIELDERS (6)	B	T	HT.	WT.	BORN	BIRTHPLACE	RESIDENCE	2022 CLUB	AVG	G	AB	R	H	TB	2B	3B	HR	RBI	BB	SO	SB	OBP	SLG	ML.SER.		
60	Baddoo, Akil	L	L	6-1	214	8/16/1998	Silver Spring, MD	Conyers, GA	West Michigan	.000	3	10	0	0	0	0	0	0	0	0	1	5	0	.091	.000		
		L	L	6-1	214	8/16/1998	Silver Spring, MD	Conyers, GA	Toledo	.300	30	110	14	33	55	9	2	3	15	19	26	7	.405	.500			
30	Carpenter, Kerry	L	R	6-2	220	9/2/1995	Eustis, FL	Eustis, FL	Detroit	.204	73	201	30	54	3	2	2	9	24	64	9	.289	.269	1,119			
		R	R	6-2	220	9/2/1995	Eustis, FL	Eustis, FL	Erie	.304	63	240	43	73	155	16	0	22	48	16	72	1	.359	.646			
		R	R	6-2	220	9/2/1995	Eustis, FL	Eustis, FL	Toledo	.331	35	118	17	39	76	11	1	8	27	17	17	2	.420	.644			
31	Greene, Riley	L	L	6-3	200	9/28/2000	Orlando, FL	Oviedo, FL	Detroit	.252	31	103	16	26	50	4	1	6	10	6	32	0	.310	.485	0,057		
		L	L	6-3	200	9/28/2000	Orlando, FL	Oviedo, FL	Lakeland	.333	2	6	0	2	2	0	0	0	2	1	0	1	.429	.333			
		L	L	6-3	200	9/28/2000	Orlando, FL	Oviedo, FL	Toledo	.274	15	62	10	17	24	4	0	1	6	6	14	3	.338	.387			
17	Meadows, Austin	L	L	6-3	220	5/3/1995	Atlanta, GA	Apollo Beach, FL	Detroit	.253	93	376	46	95	136	18	4	5	42	36	120	1	.321	.362	0,110		
		L	L	6-3	220	5/3/1995	Atlanta, GA	Apollo Beach, FL	Toledo	.147	10	34	4	5	8	0	0	4	4	4	7	0	.231	.235			
22	Meadows, Parker	L	R	6-5	185	11/2/1999	Snelville, GA	Winter-Springs, FL	Detroit	.250	36	128	9	32	42	6	2	0	11	16	17	0	.347	.428	4,074		
		R	R	6-5	185	11/2/1999	Snelville, GA	Winter-Springs, FL	West Michigan	.230	14	61	16	14	32	4	1	4	7	4	18	0	.288	.525			
		R	R	6-5	185	11/2/1999	Snelville, GA	Winter-Springs, FL	Erie	.275	113	425	64	117	198	21	6	16	51	52	90	17	.354	.466			
8	Vierling, Matt	R	R	6-2	215	9/16/1996	St. Louis, MO	St. Louis, MO	Lehigh Valley	.271	21	85	15	23	39	6	2	2	6	10	15	8	.347	.459			
		R	R	6-2	215	9/16/1996	St. Louis, MO	St. Louis, MO	Philadelphia	.246	117	325	41	80	114	12	2	6	32	23	70	7	.297	.351	1,026		



TIGERS NON-ROSTER INVITEES

2023 DETROIT TIGERS NON-ROSTER INVITEES

NO.	PITCHERS (10)	B	T	HT.	WT.	BORN	BIRTHPLACE	RESIDENCE	2022 CLUB	W-L	ERA	G	GS	CG	SHO	SV	IP	H	TBF	R	ER	BB	SO	AVG	MLSER
73	Alvarado, Elvis	R	R	6-4	183	2/23/1999	San Ignacio de Sabaco, PR	San Ignacio de Sabaco, PR	Lakefield	0-1	2.25	6	0	0	0	0	8.0	7	31	2	4	8	226		
									West Michigan	0-1	1.86	23	0	0	0	7	29.0	25	109	8	6	7	32	229	
									Erie	0-1	3.97	20	1	0	0	2	22.2	16	80	11	20	7	23	200	
									Sacramento	0-4	5.57	29	0	0	0	0	32.1	31	122	21	20	24	32	254	
									Iowa	2-0	1.32	8	0	0	0	1	13.2	7	43	2	5	7	18	163	
									San Francisco	0-0	27.00	2	0	0	0	0	1.2	4	9	5	2	4	444		
									Chicago (NL)	0-1	7.59	8	0	0	0	0	10.2	11	41	9	5	7	268	0.057	
									Goledo	5-1	4.15	44	0	0	0	1	47.2	34	174	28	22	20	44	195	0.033
									Detroit	0-0	1.86	10	0	0	0	0	10.0	8	34	3	2	1	16	100	0.033
									San Francisco	0-0	3.88	55	0	0	0	7	53.2	44	192	25	33	16	66	229	0.124
									Toledo	4-5	4.29	58	0	0	0	7	65.0	59	246	39	31	30	69	240	2.132
									Detroit	0-0	2.45	3	0	0	0	0	3.2	1	12	1	1	2	3	083	3.128
									Rochester	3-0	3.77	15	0	0	0	0	14.1	14	55	6	6	8	20	255	
									Lehigh Valley	1-2	6.75	18	0	0	0	0	16.0	17	60	12	12	7	20	283	
									FCL Orioles	0-1	3.00	2	2	0	0	0	3.0	3	11	1	1	2	3	273	
									Aberdeen	0-1	3.38	1	1	0	0	0	2.2	3	11	1	1	1	2	273	
									Bowie	2-1	4.03	10	1	0	0	0	38.0	29	142	18	17	12	35	204	
									Las Vegas	3-8	8.12	17	0	0	0	0	78.2	119	338	74	31	38	59	352	
									Oakland	3-6	6.79	14	10	0	0	0	57.0	68	232	44	43	20	42	293	0.083
									San Jose/Pittsburgh	1-0	1.93	5	0	0	0	0	4.2	7	13	1	1	1	5	067	6.079
									New York (NL)	1-1	6.49	25	0	0	0	0	27.1	105	19	19	10	20	262	3.053	
									Durham	0-0	9.82	4	0	0	0	0	3.2	5	15	4	4	2	1	333	
									Tampa Bay	3-3	2.25	39	5	0	0	1	44.0	30	159	18	11	14	35	189	6.024
									Erie	5-4	2.72	35	11	0	0	4	89.1	79	338	30	27	37	92	234	

NO.	CATCHERS (5)	B	T	HT.	WT.	BORN	BIRTHPLACE	RESIDENCE	2022 CLUB	AVG	G	AB	R	H	TB	2B	3B	HR	RBI	BB	SB	OBP	SLG	MLSER
79	Dingler, Dillon	R	R	6-2	215	9/17/1998	Massillon, OH	Columbus, OH	Erie	.238	107	387	56	92	162	22	3	14	58	45	143	1	.333	.419
84	Feliciano, Mario	R	R	5-10	211	11/20/1998	Bayamon, PR	Phoenix, AZ	Nashville	.274	77	285	31	78	110	14	0	6	38	18	52	2	.326	.386
54	Knapp, Andrew	S	R	6-1	184	11/9/1991	Roseville, CA	El Dorado Hills, CA	Tacoma	.250	2	4	0	1	1	0	0	0	0	1	0	0	.400	.250
									Sacramento	.198	22	81	8	16	35	7	0	4	11	4	22	0	.252	.432
									Pittsburgh	.276	34	127	20	35	66	7	0	8	26	13	35	1	.352	.520
									San Francisco	.400	2	31	4	6	0	0	0	0	6	0	3	0	.400	.401
									San Francisco	.250	3	4	2	1	1	0	0	0	2	2	0	0	.429	.250
									Sugar Land	.211	26	90	12	19	25	3	0	1	15	14	9	0	.324	.278
									Sacramento	.208	14	53	5	11	19	2	0	2	13	3	18	0	.246	.358
									Louisville	.298	17	47	6	14	25	2	0	3	13	9	12	0	.421	.532
									San Francisco	.250	3	4	2	1	1	0	0	0	2	2	0	0	.429	.250
									Cincinnati	.159	34	82	6	13	17	1	0	1	4	9	22	0	.242	.207
									Springfield	.252	68	218	33	55	95	7	0	11	50	47	64	2	.387	.436

NO.	INFELDERS (6)	B	T	HT.	WT.	BORN	BIRTHPLACE	RESIDENCE	2022 CLUB	AVG	G	AB	R	H	TB	2B	3B	HR	RBI	BB	SB	OBP	SLG	MLSER
74	Davis, Brendon	R	R	6-4	185	7/28/1997	Lakewood, CA	Peoria, AZ	Salt Lake	.243	36	136	24	33	63	10	1	6	25	18	31	2	.333	.463
									Goledo	.243	36	136	24	33	63	10	1	6	25	18	31	2	.333	.463
									Detroit	.202	3	50	4	10	20	0	0	4	17	15	14	6	.272	.200
									Washington	.248	147	560	64	139	178	28	4	1	34	45	114	10	.311	.318
									Round Rock	.255	73	282	38	72	110	18	1	6	31	28	48	5	.330	.390
									Texas	.218	40	119	13	26	33	4	0	1	9	9	21	3	.273	.277
									West Michigan	.301	48	193	38	58	105	14	3	9	31	22	42	4	.370	.544
									Rome	.304	71	263	51	100	126	16	0	10	44	47	73	3	.409	.479
									Berkeley, NJ	.268	54	190	35	51	60	11	0	6	31	43	60	0	.403	.421
									Greenett	.280	8	25	5	7	11	1	0	1	6	7	5	2	.424	.440
									St. Paul	.283	102	392	70	111	181	28	0	14	60	34	102	12	.341	.462
									Minnesota	.143	30	70	8	10	16	0	0	2	6	4	27	0	.184	.229

NO.	OUTFIELDERS (1)	B	T	HT.	WT.	BORN	BIRTHPLACE	RESIDENCE	2022 CLUB	AVG	G	AB	R	H	TB	2B	3B	HR	RBI	BB	SB	OBP	SLG	MLSER	
39	Davis, Jonathan	R	R	5-8	190	3/7/2/1992	Camden, AR	Hattiesburg, MS	West Michigan	.100	1	0	0	0	0	1	0	0	0	0	0	0	0	.000	.000
									Nashville	.293	48	184	27	54	79	11	1	4	22	28	44	14	.395	.429	
									Milwaukee	.224	37	76	9	17	18	1	0	0	4	14	26	7	.344	.237	

HISTORY & RECORDS





TIGERS YEAR-BY-YEAR RESULTS

IN THE AMERICAN LEAGUE

Year	Pos	W-L	Pct	GA/GB	Manager	Attendance
1901	3	74-61	.548	8.5	George Stallings	259,430
1902	7	52-83	.385	30.5	Frank Dwyer	189,469
1903	5	65-71	.478	25	Ed Barrow	224,523
1904	7	62-90	.408	32	Ed Barrow	177,796
					Bobby Lowe*	
1905	3	79-74	.516	15.5	Bill Armour	193,384
1906	6	71-78	.477	21	Bill Armour	174,043
1907	1	92-58	.613	1.5	Hughie Jennings	297,079
1908	1	90-63	.588	0.5	Hughie Jennings	436,199
1909	1	98-54	.645	3.5	Hughie Jennings	490,490
1910	3	86-68	.558	18	Hughie Jennings	391,288
1911	2	89-65	.578	13.5	Hughie Jennings	484,988
1912	6	69-84	.451	36.5	Hughie Jennings	402,870
1913	6	66-87	.431	30	Hughie Jennings	398,502
1914	4	80-73	.523	19.5	Hughie Jennings	416,225
1915	2	100-54	.649	2.5	Hughie Jennings	476,105
1916	3	87-67	.565	4	Hughie Jennings	616,772
1917	4	78-75	.510	21.5	Hughie Jennings	457,289
1918	7	55-71	.437	20	Hughie Jennings	203,719
1919	4	80-60	.571	8	Hughie Jennings	643,805
1920	7	61-93	.396	37	Hughie Jennings	579,500
1921	6	71-82	.464	27	Ty Cobb	661,527
1922	3	79-75	.513	15	Ty Cobb	861,206
1923	2	83-71	.539	16	Ty Cobb	911,377
1924	3	86-68	.558	6	Ty Cobb	1,015,136
1925	4	81-73	.526	16.5	Ty Cobb	820,766
1926	6	79-75	.513	12	Ty Cobb	711,914
1927	4	82-71	.536	27.5	George Moriarty	773,716
1928	6	68-86	.442	33	George Moriarty	474,323
1929	6	70-84	.455	36	Bucky Harris	869,318
1930	5	75-79	.487	27	Bucky Harris	649,450
1931	7	61-93	.396	47	Bucky Harris	453,056
1932	5	76-75	.503	29.5	Bucky Harris	397,157
1933	5	75-79	.487	25	Bucky Harris	320,972
					Del Baker*	
1934	1	101-53	.656	7	Mickey Cochrane	919,161
1935	1	93-58	.616	3	Mickey Cochrane	1,034,929
1936	2	83-71	.539	19.5	Mickey Cochrane	875,948
1937	2	89-65	.578	13	Mickey Cochrane	1,072,276
1938	4	84-70	.545	16	Mickey Cochrane	799,557
					Del Baker	

Year	Pos	W-L	Pct	GA/GB	Manager	Attendance
1939	5	81-73	.526	26.5	Del Baker	836,279
1940	1	90-64	.584	1	Del Baker	1,112,693
1941	T4	75-79	.487	26	Del Baker	684,915
1942	5	73-81	.474	30	Del Baker	580,087
1943	5	78-76	.506	20	Steve O'Neill	606,287
1944	2	88-66	.571	1	Steve O'Neill	923,176
1945	1	88-65	.575	1.5	Steve O'Neill	1,280,341
1946	2	92-62	.597	12	Steve O'Neill	1,722,590
1947	2	85-69	.552	12	Steve O'Neill	1,398,093
1948	5	78-76	.506	18.5	Steve O'Neill	1,743,035
1949	4	87-67	.565	10	Red Rolfe	1,821,204
1950	2	95-59	.617	3	Red Rolfe	1,951,474
1951	5	73-81	.474	25	Red Rolfe	1,132,641
1952	8	50-104	.325	45	Red Rolfe	1,026,846
					Fred Hutchinson	
1953	6	60-94	.390	40.5	Fred Hutchinson	884,658
1954	5	68-86	.442	43	Fred Hutchinson	1,079,847
1955	5	79-75	.513	17	Bucky Harris	1,181,838
1956	5	82-72	.532	15	Bucky Harris	1,051,182
1957	4	78-76	.506	20	Jack Tighe	1,272,346
1958	5	77-77	.500	15	Jack Tighe	1,098,924
					Bill Norman	
1959	4	76-78	.494	18	Bill Norman	1,221,221
					Jimmy Dykes	
1960	6	71-83	.461	26	Jimmy Dykes	1,167,669
					Joe Gordon	
1961	2	101-61	.623	8	Bob Scheffing	1,600,710
1962	4	85-76	.528	10.5	Bob Scheffing	1,207,881
1963	75	79-83	.488	25.5	Bob Scheffing	821,952
					Chuck Dressen	
1964	4	85-77	.525	14	Chuck Dressen	816,139
1965	4	89-73	.549	12	Chuck Dressen	1,029,645
					Bob Swift*	
1966	3	88-74	.543	10	Dressen-Swift	1,124,293
					Frank Skaff*	
1967	T2	91-71	.562	1	Mayo Smith	1,447,143
1968	1	103-59	.636	12	Mayo Smith	2,031,847

*Interim manager; AL Championships in bold; World Championships in bold italics

IN THE AMERICAN LEAGUE EAST

Year	Pos	W-L	Pct	GA/GB	Manager	Attendance
1969	2	90-72	.556	19	Mayo Smith	1,577,481
1970	4	79-83	.488	29	Mayo Smith	1,501,293
1971	2	91-71	.562	12	Billy Martin	1,591,073
1972	1	86-70	.551	0.5	Billy Martin	1,882,306
1973	3	85-77	.525	12	Billy Martin	1,724,146
					Joe Schultz*	
1974	6	72-90	.444	19	Ralph Houk	1,243,080
1975	6	57-102	.358	37.5	Ralph Houk	1,058,836
1976	5	74-87	.460	24	Ralph Houk	1,467,020
1977	4	74-88	.457	26	Ralph Houk	1,359,856
1978	5	86-76	.531	13.5	Ralph Houk	1,714,893
1979	5	85-76	.528	18	Les Moss	1,630,929
					Sparky Anderson	
1980	5	84-78	.519	19	Sparky Anderson	1,785,293
1981	4	60-49	.550	2	Sparky Anderson	1,149,144
	T2	29-23	.558	1.5	(2nd Half)	
	4	31-26	.544	3.5	(1st Half)	

Year	Pos	W-L	Pct	GA/GB	Manager	Attendance
1982	4	83-79	.512	12	Sparky Anderson	1,636,058
1983	2	92-70	.568	6	Sparky Anderson	1,829,636
1984	1	104-58	.642	15	Sparky Anderson	2,704,794
1985	3	84-77	.522	15	Sparky Anderson	2,886,609
1986	3	87-75	.537	8.5	Sparky Anderson	1,899,437
1987	1	98-64	.605	2	Sparky Anderson	2,061,830
1988	2	88-74	.543	1	Sparky Anderson	2,081,162
1989	7	59-103	.364	30	Sparky Anderson	1,543,656
1990	3	79-83	.488	9	Sparky Anderson	1,495,785
1991	T2	84-78	.519	7	Sparky Anderson	1,641,661
1992	6	75-87	.463	21	Sparky Anderson	1,423,963
1993	T3	85-77	.525	10	Sparky Anderson	1,971,421
1994	5	53-62	.461	18	Sparky Anderson	1,184,783
1995	4	60-84	.417	26	Sparky Anderson	1,180,979
1996	5	53-109	.327	39	Buddy Bell	1,168,610
1997	3	79-83	.488	19	Buddy Bell	1,365,157

*Interim manager; AL Championships in bold; World Championships in bold italics

IN THE AMERICAN LEAGUE CENTRAL

Year	Pos	W-L	Pct	GA/GB	Manager	Attendance
1998	5	65-97	.401	24	Buddy Bell	1,409,391
					Larry Parrish*	
1999	3	69-92	.429	27.5	Larry Parrish	2,026,441
2000	3	79-83	.488	16	Phil Garner	2,533,752
2001	4	66-96	.407	25	Phil Garner	1,921,305
2002	5	55-106	.342	39	Phil Garner	1,503,623
					Luis Pujols	
2003	5	43-119	.265	47	Alan Trammell	1,368,245
2004	4	72-90	.444	20	Alan Trammell	1,917,004
2005	4	71-91	.438	28	Alan Trammell	2,024,485
2006	2	95-67	.586	1	Jim Leyland	2,595,937
2007	2	88-74	.543	8	Jim Leyland	3,047,139
2008	5	74-88	.457	14.5	Jim Leyland	3,202,645
2009	2	86-77	.528	1	Jim Leyland	2,567,185
2010	3	81-81	.500	13	Jim Leyland	2,461,237

Year	Pos	W-L	Pct	GA/GB	Manager	Attendance
2011	1	95-67	.586	15	Jim Leyland	2,642,045
2012	1	88-74	.543	3	Jim Leyland	3,028,033
2013	1	93-69	.574	1	Jim Leyland	3,083,397
2014	1	90-72	.556	1	Brad Ausmus	2,917,209
2015	5	74-87	.460	20.5	Brad Ausmus	2,726,048
2016	2	86-75	.534	8	Brad Ausmus	2,493,859
2017	5	64-98	.395	38	Brad Ausmus	2,321,599
2018	3	64-98	.395	27	Ron Gardenhire	1,856,970
2019	5	47-114	.292	53.5	Ron Gardenhire	1,501,430
2020	5	23-35	.397	12.0	Ron Gardenhire	N/A
2021	3	77-85	.475	16.0	A.J. Hinch	1,102,621
2022	4	66-96	.407	26.0	A.J. Hinch	1,575,544
Totals		9512-9407	.503		121 Seasons	157,990,486

*Interim manager; AL Championships in bold; World Championships in bold italics

Tigers All-Time Best Record, by percentage.....101-53 (.656) - 1934
Tigers All-Time Worst Record, by percentage.....43-119 (.265) - 2003

TIGERS YEAR-BY-YEAR RESULTS



IN THE NATIONAL LEAGUE

The first Major League Detroit franchise, at the time known as the Wolverines, was a member of the National League from 1881 through 1888.

The 1887 Wolverines, led by Hall-of-Famer Dan Brouthers, won the franchise's only National League pennant by three and one-half games over the Philadelphia Phillies. They subsequently engaged the St. Louis Browns, champions of the American Association, in the longest World Series ever. Detroit won 10 of the 15 series games, which were played in 10 different cities over a 16-day period.

Detroit dropped out of the Major Leagues after the 1888 season, returning as a charter member of the American League in 1901.

Year	Pos	W-L	Pct	GA/GB	Manager	Year	Pos	W-L	Pct	GA/GB	Manager
1881	4	41-43	.488	15	Frank Bancroft	1885	6	41-67	.380	44	Charlie Morton/Bill Watkins
1882	6	42-41	.506	12.5	Frank Bancroft	1886	2	87-36	.707	2.5	Bill Watkins
1883	7	40-58	.408	23	Jack Chapman	1887	1	79-45	.637	3.5	Bill Watkins
1884	8	28-84	.250	56	Jack Chapman	1888	5	68-83	.519	16	Bill Watkins/Bob Leadly

ALL-TIME HOME RECORDS

(1916-2022 OVERALL)

Year	W	L	Pct.	Year	W	L	Pct.	Year	W	L	Pct.	Year	W	L	Pct.
1901	42	27	.609	1926	39	41	.488	1951	36	41	.468	1976	36	44	.450
1902	34	33	.507	1927	44	32	.579	1952	32	45	.416	1977	39	42	.481
1903	37	28	.569	1928	36	41	.468	1953	30	47	.390	1978	47	34	.580
1904	34	40	.459	1929	38	39	.494	1954	35	42	.455	1979	46	34	.575
1905	45	30	.600	1930	45	33	.577	1955	46	31	.597	1980	43	38	.531
1906	42	34	.553	1931	36	41	.468	1956	37	40	.481	1981	32	23	.582
1907	50	27	.649	1932	42	34	.553	1957	45	32	.584	1982	47	34	.580
1908	44	33	.571	1933	43	35	.551	1958	43	34	.558	1983	48	33	.593
1909	57	19	.750	1934	54	26	.675	1959	41	36	.532	1984	53	29	.646
1910	46	31	.597	1935	53	25	.679	1960	40	37	.519	1985	44	37	.543
1911	51	25	.671	1936	44	33	.571	1961	50	31	.617	1986	49	32	.605
1912	37	39	.487	1937	49	28	.636	1962	49	33	.598	1987	54	27	.667
1913	34	42	.447	1938	48	31	.608	1963	47	34	.580	1988	50	31	.617
1914	42	35	.545	1939	42	35	.545	1964	46	35	.568	1989	38	43	.469
1915	51	26	.662	1940	50	29	.633	1965	47	34	.580	1990	39	42	.481
1916	49	28	.636	1941	43	34	.558	1966	42	39	.519	1991	49	32	.605
1917	34	41	.453	1942	43	34	.558	1967	52	29	.642	1992	38	42	.475
1918	28	29	.491	1943	45	32	.584	1968	56	25	.691	1993	44	37	.543
1919	46	24	.657	1944	43	34	.558	1969	46	35	.568	1994	34	24	.586
1920	32	46	.410	1945	50	26	.658	1970	42	39	.519	1995	35	37	.486
1921	37	40	.481	1946	48	30	.615	1971	54	27	.667	1996	27	54	.333
1922	43	34	.558	1947	46	31	.597	1972	44	34	.564	1997	42	39	.519
1923	45	32	.584	1948	39	38	.506	1973	47	34	.580	1998	32	49	.395
1924	45	33	.577	1949	50	27	.649	1974	36	45	.444	1999	38	43	.469
1925	43	34	.558	1950	50	30	.625	1975	31	49	.388	2000	43	38	.531

ALL-TIME ROAD RECORDS

(1916-2022 OVERALL)

Year	W	L	Pct.	Year	W	L	Pct.	Year	W	L	Pct.	Year	W	L	Pct.
1901	32	34	.485	1926	40	34	.541	1951	37	40	.481	1976	38	43	.469
1902	18	50	.265	1927	38	39	.494	1952	18	59	.234	1977	35	46	.432
1903	28	43	.394	1928	32	45	.416	1953	30	47	.390	1978	39	42	.481
1904	28	50	.359	1929	32	45	.416	1954	33	44	.429	1979	39	42	.481
1905	34	44	.436	1930	30	46	.395	1955	33	44	.429	1980	41	40	.506
1906	29	44	.397	1931	25	52	.325	1956	45	32	.584	1981	28	26	.519
1907	42	31	.575	1932	34	41	.453	1957	33	44	.429	1982	36	45	.444
1908	46	30	.605	1933	32	44	.421	1958	34	43	.442	1983	44	37	.543
1909	41	35	.539	1934	47	27	.635	1959	35	42	.452	1984	51	29	.638
1910	40	37	.519	1935	40	33	.548	1960	31	46	.403	1985	40	40	.500
1911	38	40	.487	1936	39	38	.506	1961	51	30	.630	1986	38	43	.469
1912	32	45	.416	1937	40	37	.519	1962	36	43	.456	1987	44	37	.543
1913	32	45	.416	1938	36	39	.480	1963	32	49	.395	1988	38	43	.469
1914	38	38	.500	1939	39	38	.506	1964	39	42	.481	1989	21	60	.259
1915	49	28	.636	1940	40	35	.533	1965	42	39	.519	1990	40	41	.494
1916	38	39	.494	1941	32	45	.416	1966	46	35	.568	1991	35	46	.432
1917	44	34	.564	1942	30	47	.390	1967	39	42	.481	1992	37	45	.451
1918	27	42	.391	1943	33	44	.429	1968	47	34	.580	1993	41	40	.506
1919	34	36	.486	1944	45	32	.584	1969	44	37	.543	1994	19	38	.333
1920	29	47	.382	1945	38	39	.494	1970	37	44	.457	1995	25	47	.347
1921	34	42	.447	1946	44	32	.579	1971	37	44	.457	1996	26	55	.321
1922	36	41	.468	1947	39	38	.506	1972	42	36	.538	1997	37	44	.457
1923	38	39	.494	1948	39	38	.506	1973	38	43	.469	1998	33	48	.407
1924	41	35	.539	1949	37	40	.481	1974	36	45	.444	1999	31	49	.388
1925	38	39	.494	1950	45	29	.608	1975	26	53	.329	2000	36	45	.444



TIGERS YEAR-BY-YEAR RESULTS

BEST TIGERS WON-LOST RECORD BY GAME NUMBER

Gm.	W	L	Year(s)	Gm.	W	L	Year(s)	Gm.	W	L	Year(s)	Gm.	W	L	Year(s)	Gm.	W	L	Year(s)
15	14	1	'84	46	37	9	'84	77	55	22	'84	108	72	36	'84,2006	137	89	48	1909,1915,'35
16	15	1	'84	47	38	9	'84	78	55	23	'84	109	73	36	2006	138	90	48	1915
17	16	1	'84	48	38	10	'84	79	55	24	1911,'84	110	74	36	2006	139	91	48	1915
18	16	2	1911,'84	49	38	11	'84	80	56	24	1911	111	75	36	2006	140	91	49	1915,'34
19	17	2	1911,'84	50	39	11	'84	81	57	24	1911	112	76	36	2006	141	92	49	'34
20	18	2	1911,'84	51	39	12	'84	82	58	24	1911	113	76	37	2006	142	93	49	'34
21	19	2	1911,'84	52	39	13	'84	83	59	24	1911	114	76	38	2006	143	94	49	'34
22	20	2	1911	53	40	13	'84	84	59	25	1911	115	76	39	2006	144	94	50	'34
23	21	2	1911	54	41	13	'84	85	59	26	1911	116	76	40	'34,2006	145	94	51	1909,1915,'34
24	21	3	1911	55	41	14	'84	86	59	27	1911	117	77	40	'34	146	95	51	'34
25	21	4	1911,'84	56	42	14	'84	87	59	28	1911,'84,2006	118	77	41	'34,'84,2006	147	96	51	'34
26	22	4	1911,'84	57	43	14	'84	88	60	28	1911,'84	119	78	41	2006	148	96	52	1909,1915,'34
27	23	4	'84	58	44	14	'84	89	61	28	'84	120	78	42	'34,2006	149	97	52	1909,1915,'34
28	24	4	'84	59	44	15	'84	90	62	28	'84	121	79	42	'34,2006	150	98	52	'34
29	25	4	'84	60	44	16	'84	91	62	29	'84,2006	122	80	42	'34	151	99	52	'34
30	26	4	'84	61	45	16	'84	92	63	29	'84	123	81	42	'34	152	99	53	'34
31	26	5	1911,'84	62	46	16	'84	93	64	29	'84	124	82	42	'34	153	100	53	'34
32	27	5	1911,'84	63	47	16	'84	94	65	29	'84	125	82	43	1915,'34	154	101	53	'34
33	28	5	'84	64	47	17	'84	95	66	29	'84	126	83	43	'34	155	101	54	'68
34	29	5	'84	65	48	17	'84	96	67	29	'84	127	84	43	'34	156	101	55	'68,'84
35	30	5	'84	66	49	17	'84	97	68	29	'84	128	84	44	'34','35	157	102	55	'34
36	31	5	'84	67	49	18	'84	98	68	30	'84	129	85	44	'34','35	158	102	56	'68,'84
37	32	5	'84	68	50	18	'84	99	69	30	'84	130	85	45	1915,'34','35	159	103	56	'68
38	33	5	'84	69	51	18	'84	100	69	31	'84				'61,'84	160	103	57	'68,'84
39	34	5	'84	70	52	18	'84	101	69	32	'84	131	86	45	'35,'84	161	104	57	'84
40	35	5	'84	71	52	19	'84	102	70	32	'84	132	87	45	'84	162	104	58	'84
41	35	6	'84	72	53	19	'84	103	71	32	'84	133	87	46	1909,'84				
42	35	7	'84	73	53	20	'84	104	71	33	'84	134	88	46	1909				
43	35	8	'84	74	53	21	'84	105	71	34	'84	135	88	47	1909,'34','35				
44	36	8	'84	75	54	21	'84	106	72	34	'84	136	88	48	1909,1915				
45	36	9	'84	76	55	21	'84	107	72	35	'84,2006				'34','35				

WORST TIGERS WON-LOST RECORD BY GAME NUMBER

Gm.	W	L	Year(s)	Gm.	W	L	Year(s)	Gm.	W	L	Year(s)	Gm.	W	L	Year(s)	Gm.	W	L	Year(s)
15	1	14	2003	46	10	36	'53	77	18	59	2003	108	29	79	2003	139	37	102	2003
16	1	15	2003	47	10	37	'53	78	18	60	2003	109	29	80	2003	140	37	103	2003
17	1	16	2003	48	11	37	'53	79	18	61	2003	110	29	81	2003	141	37	104	2003
18	1	17	2003	49	11	38	'53	80	19	61	2003	111	29	82	2003	142	37	105	2003
19	2	17	2003	50	11	39	'53	81	20	61	2003	112	30	82	2003	143	37	106	2003
20	2	18	2003	51	11	40	'53	82	20	62	2003	113	30	83	2003	144	37	107	2003
21	2	19	2003	52	12	40	'53	83	20	63	2003	114	30	84	2003	145	37	108	2003
22	3	19	2003	53	13	40	'53,'96	84	20	64	2003	115	30	85	2003	146	38	108	2003
23	3	20	2003	54	13	41	'53,'96	85	21	64	2003	116	30	86	2003	147	38	109	2003
24	3	21	2003	55	13	42	'96	86	21	65	2003	117	31	86	2003	148	38	110	2003
25	3	22	2003	56	13	43	'96	87	22	65	2003	118	31	87	2003	149	38	111	2003
26	3	23	2003	57	13	44	'96	88	23	65	2003	119	31	88	2003	150	38	112	2003
27	3	24	2003	58	13	45	'96	89	24	65	2003	120	31	89	2003	151	38	113	2003
28	3	25	2003	59	13	46	'96	90	24	66	2003	121	31	90	2003	152	38	114	2003
29	4	25	2003	60	14	46	'96	91	24	67	2003	122	31	91	2003	153	38	115	2003
30	5	25	2003	61	15	46	'96	92	25	67	2003	123	31	92	2003	154	38	116	2003
31	6	25	2003	62	15	47	'96	93	26	67	2003	124	31	93	2003	155	38	117	2003
32	7	25	2003	63	16	47	'96,2003	94	26	68	2003	125	31	94	2003	156	38	118	2003
33	7	26	2003	64	16	48	'96,2003	95	26	69	2003	126	31	95	2003	157	39	118	2003
34	7	27	2003	65	16	49	'96	96	26	70	2003	127	31	96	2003	158	40	118	2003
35	8	27	2003	66	17	49	'96,2003	97	26	71	2003	128	31	97	2003	159	41	118	2003
36	8	28	2003	67	17	50	2003	98	26	72	2003	129	32	97	2003	160	41	119	2003
37	9	28	2003	68	17	51	2003	99	26	73	2003	130	33	97	2003	161	42	119	2003
38	9	29	2003	69	17	52	2003	100	27	73	2003	131	33	98	2003	162	43	119	2003
39	9	30	2003	70	18	52	'96,2003	101	27	74	2003	132	33	99	2003				
40	9	31	2003	71	18	53	'96,2003	102	28	74	2003	133	34	99	2003				
41	9	32	2003	72	18	54	'96,2003	103	28	75	2003	134	34	100	2003				
42	9	33	2003	73	18	55	2003	104	28	76	2003	135	34	101	2003				
43	9	34	2003	74	18	56	2003	105	28	77	2003	136	34	102	2003				
44	9	35	2003	75	18	57	2003	106	28	78	2003	137	35	102	2003				
45	10	35	'53,2003	76	18	58	2003	107	28	79	2003	138	36	102	2003				

TIGERS YEAR-BY-YEAR STATISTICS



BATTING

Year	AVG	AB	R	H	2B	3B	HR	RBI	SH	SF	BB	IBB	SO	SB	CS	OBP	SLG
1901	.279	4676	741	1303	180	80	29	611	131	--	380	--	346	204	--	.333	.370
1902	.251	4644	566	1167	141	55	22	488	83	--	359	--	287	130	--	.305	.320
1903	.268	4582	567	1229	162	91	12	451	170	--	292	--	526	128	--	.318	351
1904	.231	5321	505	1231	154	69	11	431	154	--	344	--	635	112	--	.278	292
1905	.243	4971	512	1209	190	54	13	421	181	--	375	--	583	129	--	.296	311
1906	.242	4930	518	1195	154	64	10	409	175	--	333	--	--	206	--	.290	306
1907	.266	5204	694	1383	179	75	11	551	162	--	315	--	--	192	--	.308	335
1908	.263	5115	647	1347	199	86	19	520	189	--	320	--	--	165	--	.307	347
1909	.267	5095	666	1360	209	58	19	521	226	--	397	--	--	280	--	.320	342
1910	.261	5039	679	1317	190	72	28	548	198	--	459	--	--	249	--	.323	344
1911	.292	5294	831	1544	230	96	30	657	181	--	471	--	--	276	--	.350	388
1912	.268	5143	720	1376	189	86	19	569	153	--	530	--	--	270	--	.336	349
1913	.265	5064	624	1344	180	101	24	519	161	--	496	--	501	218	--	.331	355
1914	.258	5102	615	1318	195	84	25	513	208	--	557	--	537	211	154	.331	344
1915	.268	5128	778	1372	207	94	23	647	202	--	681	--	527	241	146	.353	358
1916	.264	5193	760	1371	202	96	17	560	202	--	545	--	529	190	--	.334	350
1917	.259	5093	639	1317	204	77	25	535	193	--	483	--	476	163	--	.323	344
1918	.249	4262	476	1063	141	56	13	389	142	--	452	--	380	123	--	.321	318
1919	.283	4665	618	1319	222	84	23	544	211	--	429	--	427	121	--	.343	381
1920	.270	5215	652	1408	228	72	30	561	216	--	479	--	391	76	68	.331	359
1921	.316	4661	883	1724	268	100	58	795	227	--	578	--	376	95	89	.382	433
1922	.306	5360	828	1641	250	87	54	735	244	--	530	--	378	78	62	.369	415
1923	.300	5266	831	1579	270	69	41	739	257	--	596	--	385	87	62	.371	401
1924	.298	5389	849	1604	315	76	35	759	224	--	607	--	400	100	77	.369	404
1925	.302	5371	903	1621	277	84	50	798	220	--	640	--	386	97	63	.376	413
1926	.291	5315	793	1547	281	90	36	717	237	--	599	--	423	88	71	.363	398
1927	.289	5299	845	1533	282	100	51	755	198	--	587	--	420	139	73	.360	409
1928	.279	5292	744	1476	265	97	62	686	163	--	469	--	438	113	77	.338	401
1929	.299	5592	926	1671	339	97	110	851	124	--	521	--	496	95	72	.359	453
1930	.284	5297	783	1504	298	90	82	728	145	--	461	--	508	98	70	.341	421
1931	.268	5430	651	1456	292	69	43	600	63	--	480	--	468	117	75	.328	371
1932	.273	5409	799	1479	291	80	80	742	84	--	486	--	523	103	49	.333	401
1933	.269	5502	722	1479	283	78	57	676	93	--	475	--	523	68	50	.327	380
1934	.300	5475	958	1644	349	53	74	872	103	--	639	--	528	125	55	.373	424
1935	.290	5423	919	1573	301	83	106	836	112	--	627	--	456	70	45	.364	435
1936	.300	5464	921	1638	326	55	94	848	88	--	640	--	462	73	49	.373	431
1937	.292	5516	935	1611	309	62	150	873	70	--	656	--	711	89	45	.367	452
1938	.272	5270	862	1434	219	52	137	804	75	--	693	--	581	76	41	.357	411
1939	.279	5326	849	1487	277	67	124	802	145	--	620	--	592	88	38	.354	426
1940	.286	5418	888	1549	312	65	134	829	77	--	664	--	556	66	39	.364	424
1941	.263	5370	686	1412	247	55	81	636	82	--	602	--	584	43	28	.337	375
1942	.246	5327	589	1313	217	37	76	547	73	--	509	--	476	39	40	.312	344
1943	.261	5364	632	1401	200	47	77	572	123	--	483	--	553	40	43	.322	359
1944	.263	5344	658	1405	220	44	60	591	111	--	532	--	500	61	55	.330	354
1945	.256	5257	633	1345	227	47	77	588	102	--	517	--	533	60	54	.322	361
1946	.258	5318	704	1373	212	41	108	644	104	--	622	--	616	65	41	.336	374
1947	.258	5276	714	1363	234	42	103	662	97	--	762	--	565	52	60	.352	377
1948	.267	5235	700	1396	219	58	78	661	130	--	671	--	504	22	32	.350	375
1949	.267	5259	751	1405	215	51	88	707	107	--	751	--	502	39	52	.359	378
1950	.282	5381	837	1518	285	50	114	788	110	--	722	--	480	23	40	.367	417
1951	.265	5336	685	1413	231	35	104	636	86	--	568	--	525	37	34	.336	380
1952	.243	5258	557	1278	190	37	103	529	80	--	553	--	605	27	38	.315	352
1953	.266	5553	695	1479	259	44	108	660	63	--	506	--	603	30	35	.328	387
1954	.258	5233	584	1351	215	41	90	552	80	41	492	--	603	48	44	.322	367
1955	.266	5283	775	1407	211	38	130	724	71	57	644	42	583	41	22	.346	394
1956	.279	5364	789	1494	209	50	150	745	58	50	640	30	618	43	26	.356	420
1957	.257	5348	614	1376	224	37	116	574	96	30	504	54	643	36	47	.321	378
1958	.266	5194	659	1384	229	41	109	612	75	51	463	37	678	48	32	.326	389
1959	.258	5211	713	1346	196	30	160	667	73	40	580	31	737	34	17	.333	400
1960	.239	5202	633	1243	188	34	150	601	85	34	636	31	728	66	32	.322	375
1961	.266	5561	841	1481	215	53	180	779	64	42	673	39	867	98	36	.346	421
1962	.248	5456	758	1352	191	36	209	719	56	38	651	40	894	69	21	.328	411
1963	.252	5500	700	1388	195	36	148	649	64	48	592	49	908	73	32	.325	382
1964	.253	5513	699	1394	199	57	157	658	71	42	517	40	912	60	27	.317	395
1965	.238	5368	680	1278	190	27	162	635	69	36	554	50	952	57	41	.309	374
1966	.251	5507	719	1383	224	45	179	682	67	37	551	45	987	41	34	.319	406
1967	.243	5410	683	1315	192	36	152	619	78	35	626	54	994	37	21	.322	376
1968	.235	5490	671	1292	190	39	185	640	73	34	521	53	964	26	32	.302	385
1969	.242	5441	701	1316	188	29	182	649	63	43	578	43	922	35	28	.315	387
1970	.238	5377	666	1282	207	38	148	619	83	49	656	56	825	29	30	.321	374
1971	.254	5502	701	1399	214	38	179	652	62	37	540	70	854	35	43	.321	405
1972	.237	5099	558	1206	179	32	122	531	74	34	483	65	793	17	21	.303	356
1973	.254	5508	642	1400	213	32	157	592	48	31	509	47	722	28	30	.317	390
1974	.247	5568	620	1375	200	35	131	579	41	37	436	33	784	67	38	.302	366
1975	.249	5366	570	1338	171	39	125	546	37	38	383	26	872	63	57	.299	366
1976	.257	5441	609	1401	207	38	101	566	46	50	450	35	730	107	59	.314	365
1977	.264	5604	714	1480	228	45	166	676	45	56	452	20	764	60	46	.319	410
1978	.271	5601	714	1520	218	34	129	666	57	47	563	32	695	90	38	.338	392
1979	.269	5375	770	1446	221	35	164	729	56	52	575	28	814	176	86	.340	415
1980	.273	5648	830	1543	232	53	143	767	63	55	645	35	844	75	68	.348	409
1981	.256	5600	427	922	148	29	65	403	50	37	404	33	500	61	37	.331	368
1982	.266	5590	729	1489	237	40	177	684	41	39	470	29	807	93	66	.323	418
1983	.274	5592	789	1530	283	56	156	749	48	49	508	37	851	93	53	.334	423
1984	.271	5644	829	1529	254	46	187	788	48	45	602	51	941	106	68	.341	432
1985	.253	5575	729	1413	254												



TIGERS YEAR-BY-YEAR STATISTICS

Year	AVG	AB	R	H	2B	3B	HR	RBI	SH	SF	BB	IBB	SO	SB	CS	OBP	SLG
1987	.272	5649	896	1535	274	32	225	840	39	56	653	44	913	106	50	.347	.451
1988	.250	5433	703	1358	213	28	143	650	66	37	588	38	841	87	42	.323	.378
1989	.242	5432	612	1315	198	24	116	564	35	43	585	25	899	103	50	.316	.351
1990	.259	5479	750	1418	241	32	172	714	36	41	634	44	952	82	57	.336	.409
1991	.247	5547	817	1372	259	26	209	778	38	44	699	40	1185	109	47	.332	.416
1992	.256	5515	791	1411	256	16	182	746	43	53	675	42	1055	66	45	.337	.407
1993	.275	5620	899	1546	282	38	178	853	33	52	765	50	1122	104	63	.362	.434
1994	.265	3955	652	1048	216	25	161	622	17	48	520	28	897	46	33	.350	.454
1995	.247	4865	654	1204	228	29	159	619	35	43	551	30	987	73	36	.324	.404
1996	.256	5530	783	1413	257	21	204	741	48	49	546	26	1268	87	50	.322	.420
1997	.258	5481	784	1415	268	32	176	743	34	47	578	37	1164	161	72	.329	.415
1998	.264	5664	722	1494	306	29	165	691	16	45	455	25	1070	122	62	.319	.415
1999	.261	5481	747	1433	289	34	212	704	35	39	458	19	1049	108	70	.318	.443
2000	.275	5644	823	1553	307	41	177	785	42	49	562	22	982	83	38	.343	.438
2001	.260	5537	724	1439	291	60	139	691	41	49	466	26	972	133	61	.320	.409
2002	.248	5406	575	1340	265	37	124	546	30	57	363	22	1035	65	44	.300	.379
2003	.240	5466	591	1312	201	39	153	553	65	49	443	24	1099	98	63	.300	.375
2004	.272	5623	827	1521	284	54	201	800	50	43	518	32	1144	86	50	.337	.449
2005	.272	5622	723	1521	283	45	168	678	44	52	384	24	1038	66	28	.321	.428
2006	.274	5642	822	1548	294	40	203	785	45	36	430	27	1133	60	40	.329	.449
2007	.287	5757	887	1652	352	50	177	857	45	56	474	45	1054	103	30	.345	.458
2008	.271	5641	821	1529	293	41	200	780	30	44	572	23	1076	63	31	.340	.444
2009	.260	5540	743	1443	245	35	183	718	53	39	540	30	1114	72	33	.331	.416
2010	.268	5643	751	1515	308	32	152	717	41	41	546	50	1147	69	30	.335	.415
2011	.277	5563	787	1540	297	34	169	750	50	58	521	47	1143	49	20	.340	.434
2012	.268	5476	726	1467	279	39	163	698	39	57	511	46	1103	59	23	.335	.422
2013	.283	5735	796	1625	292	23	176	767	32	47	531	40	1073	35	20	.346	.434
2014	.277	5630	757	1557	325	26	155	731	24	61	443	51	1144	106	41	.331	.426
2015	.270	5605	689	1515	289	49	151	660	23	35	455	36	1259	83	51	.328	.420
2016	.267	5526	750	1476	252	30	211	719	17	38	493	32	1303	58	29	.331	.438
2017	.258	5556	735	1435	289	35	187	699	11	27	503	21	1313	65	34	.324	.424
2018	.241	5494	630	1326	284	35	135	597	15	40	428	18	1341	70	30	.300	.380
2019	.240	5549	582	1333	292	41	149	556	9	42	391	14	1595	57	20	.294	.388
2020	.245	1893	249	463	78	12	62	242	1	14	147	1	567	19	6	.303	.397
2021	.242	5376	697	1299	236	37	179	675	17	50	490	8	1514	88	25	.308	.399
2022	.231	5378	557	1240	235	27	110	530	10	44	380	8	1413	47	24	.286	.346

PITCHING

Year	W-L	ERA	G	CG	SHO	SV	IP	H	R	ER	HR	HB	BB	SO
1901	73-61	3.30	135	118	8	2	1188.2	1328	694	436	22	47	313	307
1902	52-83	3.56	135	116	9	3	1190.2	1267	657	471	20	44	370	245
1903	65-71	2.75	136	123	15	2	1196.0	1169	539	366	19	29	336	554
1904	62-90	2.77	152	143	15	2	1430.0	1345	627	440	16	70	433	556
1905	79-74	2.83	153	124	17	1	1348.0	1226	602	424	11	51	474	578
1906	71-78	3.06	149	128	7	4	1334.1	1398	599	454	14	58	389	469
1907	92-58	2.33	150	120	15	7	1370.2	1281	532	355	8	53	380	512
1908	90-63	2.40	153	119	15	5	1374.1	1313	547	367	12	60	318	553
1909	98-54	2.26	152	117	17	12	1420.1	1254	493	357	16	56	359	528
1910	86-68	2.82	154	108	17	5	1380.1	1257	582	433	34	67	460	532
1911	89-65	3.73	154	108	8	3	1387.2	1514	776	575	28	69	460	538
1912	69-84	3.77	153	107	7	5	1367.1	1438	777	573	16	61	521	512
1913	66-87	3.38	153	90	4	7	1360.0	1359	716	511	13	49	504	468
1914	80-73	2.86	153	81	14	12	1412.0	1285	618	448	17	65	498	567
1915	100-54	2.86	154	86	10	19	1413.1	1259	597	449	14	57	492	550
1916	87-67	2.97	154	81	8	13	1410.0	1254	595	465	12	62	578	531
1917	78-75	2.56	153	78	20	15	1396.1	1209	577	397	12	55	504	516
1918	55-71	3.40	126	74	8	7	1160.2	1130	557	439	10	33	437	374
1919	80-60	3.30	140	85	10	4	1256.0	1254	578	461	35	38	436	428
1920	61-93	4.04	154	74	9	7	1385.0	1487	833	622	46	56	561	483
1921	71-82	4.40	153	73	4	16	1386.1	1634	852	678	71	54	495	452
1922	79-75	4.27	154	67	7	15	1391.0	1554	791	660	62	84	473	461
1923	83-71	4.09	154	61	9	12	1373.2	1502	741	624	58	54	449	447
1924	86-68	4.19	154	60	5	20	1394.2	1586	796	650	55	45	467	441
1925	81-73	4.61	154	66	2	18	1383.2	1582	829	708	70	42	556	419
1926	79-75	4.41	154	57	10	18	1394.2	1570	830	683	58	46	555	469
1927	82-71	4.14	153	75	5	17	1387.2	1542	805	638	52	47	577	421
1928	68-86	4.32	154	65	5	16	1372.0	1481	804	658	58	36	567	451
1929	70-84	4.96	154	82	5	9	1390.1	1641	928	766	73	28	646	467
1930	75-79	4.70	154	68	4	17	1351.2	1507	833	706	86	33	570	574
1931	61-93	4.59	154	86	5	6	1384.1	1549	836	706	79	27	597	511
1932	76-75	4.30	151	67	9	17	1362.2	1421	787	651	89	31	592	521
1933	75-79	3.95	154	69	6	17	1398.0	1415	733	613	84	23	561	575
1934	101-53	4.06	154	74	13	14	1370.2	1467	708	618	86	13	488	640
1935	93-58	3.82	151	87	16	11	1364.0	1440	665	579	78	30	522	584
1936	83-71	5.00	154	76	13	13	1360.0	1568	871	755	100	20	562	526
1937	89-65	4.87	154	70	6	11	1378.0	1521	841	746	102	24	635	485
1938	84-70	4.79	154	75	3	11	1348.1	1532	795	717	110	14	608	435
1939	81-73	4.29	154	64	8	16	1367.1	1430	762	652	104	18	574	633
1940	90-64	4.01	154	59	10	23	1375.1	1425	717	613	102	17	570	752
1941	75-79	4.18	154	52	8	16	1381.2	1399	743	641	80	13	645	697
1942	73-81	3.13	154	65	12	14	1399.1	1321	587	487	60	23	598	671
1943	78-76	3.00	154	67	18	20	1411.2	1226	560	471	51	14	549	706
1944	88-66	3.09	154	87	20	8	1400.0	1373	581	480	39	22	452	568
1945	88-65	2.99	153	78	19	16	1393.2	1305	565	463	48	23	538	588
1946	92-62	3.22	154	94	18	15	1402.0	1277	567	501	97	11	497	896
1947	85-69	3.57	154	77	15	18	1398.2	1382	642	555	79	16	531	648
1948	78-76	4.15	154	60	5	22	1377.0	1367	726	635	92	15	589	678
1949	87-67	3.77	154	70	19	12	1393.2	1338	655	584	102	18	628	631

TIGERS YEAR-BY-YEAR STATISTICS



Year	W-L	ERA	G	CG	SHO	SV	IP	H	R	ER	HR	HB	BB	SO
1950	95-59	4.12	154	72	9	20	1407.1	1444	713	645	141	31	553	576
1951	73-81	4.29	154	51	8	17	1384.0	1385	741	660	102	40	602	597
1952	50-104	4.25	154	51	10	14	1388.1	1394	738	656	111	25	591	702
1953	60-94	5.25	154	50	2	16	1415.0	1633	923	826	154	41	585	645
1954	68-86	3.81	154	58	13	13	1383.0	1375	664	585	138	38	506	603
1955	79-75	3.79	154	66	16	12	1380.1	1381	658	582	126	32	517	629
1956	82-72	4.06	154	62	10	15	1379.0	1389	699	622	140	44	655	788
1957	78-76	3.56	154	52	9	21	1417.2	1330	614	560	147	43	505	756
1958	77-77	3.59	154	59	8	19	1357.1	1294	606	542	133	42	437	797
1959	76-78	4.20	154	53	9	24	1360.0	1327	732	635	177	45	432	829
1960	71-83	3.64	154	40	7	25	1405.2	1336	644	568	141	47	474	824
1961	101-61	3.55	162	62	12	30	1459.1	1404	671	575	170	29	469	836
1962	85-76	3.81	161	46	8	35	1443.2	1452	692	611	169	32	503	873
1963	79-83	3.90	162	42	7	28	1456.1	1407	703	631	195	48	477	930
1964	85-77	3.84	162	35	11	35	1453.0	1343	678	620	164	53	536	993
1965	89-73	3.35	162	45	14	31	1455.0	1283	602	542	137	47	509	1069
1966	88-74	3.85	162	36	11	38	1454.1	1356	698	622	185	42	520	1026
1967	91-71	3.32	162	46	17	40	1443.2	1230	587	532	151	37	472	1038
1968	103-59	2.71	162	59	19	29	1489.2	1180	492	449	129	32	486	1115
1969	90-72	3.31	162	55	20	28	1455.1	1250	601	536	128	34	586	1032
1970	79-83	4.09	162	33	9	39	1447.1	1443	731	658	153	35	623	1045
1971	91-71	3.63	162	53	11	32	1468.1	1355	645	593	126	49	609	1000
1972	86-70	2.96	156	46	11	33	1388.1	1212	514	457	101	47	465	952
1973	85-77	3.90	162	39	11	46	1447.2	1468	674	627	154	30	493	911
1974	72-90	4.16	162	54	7	15	1455.2	1443	768	673	148	36	621	869
1975	57-102	4.27	159	52	10	17	1396.0	1496	786	663	137	30	533	787
1976	74-87	3.87	161	55	12	20	1431.1	1426	709	616	101	30	550	738
1977	74-88	4.13	162	44	3	23	1457.0	1526	751	669	162	23	470	784
1978	86-76	3.64	162	60	12	21	1455.2	1441	653	589	135	36	503	684
1979	84-76	4.27	161	25	5	37	1423.1	1429	738	676	167	48	547	802
1980	84-78	4.25	162	40	9	30	1467.1	1505	757	693	152	27	558	741
1981	60-49	3.53	109	33	13	22	969.1	840	404	380	83	27	373	476
1982	83-79	3.80	162	45	5	27	1451.0	1371	685	613	172	23	554	740
1983	92-70	3.80	162	42	9	28	1451.0	1318	679	613	170	29	522	875
1984	104-58	3.49	162	19	8	51	1464.0	1358	643	568	130	30	489	914
1985	84-77	3.78	161	31	11	40	1456.0	1313	688	612	141	23	556	943
1986	87-75	4.02	162	33	12	38	1443.2	1374	714	645	183	30	571	880
1987	98-64	4.02	162	33	10	31	1456.0	1430	735	651	180	33	563	976
1988	88-74	3.71	162	34	8	36	1445.2	1361	658	596	150	32	497	890
1989	59-103	4.53	162	24	4	26	1427.1	1514	816	719	150	43	652	831
1990	79-83	4.39	162	15	12	45	1430.1	1401	754	697	154	45	661	856
1991	84-78	4.51	162	18	8	38	1450.1	1570	794	726	148	24	593	739
1992	75-87	4.60	162	10	4	36	1435.2	1534	794	736	155	29	564	693
1993	85-77	4.65	162	11	7	36	1436.2	1547	837	742	188	48	542	828
1994	53-62	5.38	115	15	1	20	1018.0	1139	671	609	148	25	449	560
1995	60-84	5.49	144	5	3	38	1275.0	1509	844	778	170	45	536	729
1996	53-109	6.38	162	10	4	22	1432.2	1699	1103	1015	241	80	784	957
1997	79-83	4.56	162	13	8	42	1445.2	1476	790	732	178	43	552	982
1998	65-97	4.93	162	9	4	32	1446.1	1551	863	792	185	40	595	947
1999	69-92	5.17	161	4	6	33	1421.0	1528	882	817	209	70	583	976
2000	79-83	4.71	162	6	6	44	1443.1	1583	827	755	177	47	496	978
2001	66-96	5.01	162	16	2	34	1429.1	1624	876	795	180	73	553	859
2002	55-106	4.92	161	11	7	33	1414.0	1593	864	773	163	62	463	794
2003	43-119	5.30	162	3	5	27	1438.2	1616	928	847	195	56	557	764
2004	72-90	4.93	162	7	9	35	1439.2	1542	844	788	190	54	530	995
2005	71-91	4.51	162	7	2	37	1435.2	1504	787	719	193	51	461	907
2006	95-67	3.84	162	3	16	46	1448.0	1420	675	618	160	53	489	1003
2007	88-74	4.57	162	1	9	44	1447.1	1498	797	735	174	68	566	1047
2008	74-88	4.90	162	1	2	34	1445.0	1541	857	786	172	68	644	991
2009	86-77	4.29	163	4	9	42	1447.0	1449	745	690	182	41	594	1102
2010	81-81	4.30	162	6	5	32	1444.1	1445	743	690	142	65	537	1056
2011	95-67	4.04	162	4	14	52	1440.0	1406	711	647	149	52	492	1115
2012	88-74	3.75	162	9	8	40	1430.2	1409	670	596	151	42	438	1318
2013	93-69	3.61	162	3	12	39	1462.2	1369	624	587	128	42	462	1428
2014	90-72	4.01	162	5	8	41	1454.0	1475	705	648	127	42	462	1244
2015	74-87	4.64	161	7	12	35	1447.0	1491	803	746	193	46	489	1100
2016	86-75	4.24	161	3	8	47	1428.0	1417	721	672	182	51	462	1232
2017	64-98	5.36	162	2	4	32	1420.1	1587	894	846	218	61	538	1202
2018	64-98	4.59	162	0	2	37	1425.1	1423	796	727	216	60	491	1215
2019	47-114	5.24	161	0	3	31	1433.0	1555	915	835	250	69	536	1368
2020	23-35	5.63	58	1	1	11	492.1	511	318	308	91	34	192	444
2021	77-85	4.32	162	2	7	42	1419.2	1370	756	681	199	82	571	1259
2022	66-96	4.04	162	0	8	38	1419.2	1336	713	637	167	57	511	1195



YEARLY TIGERS LEADERS

BATTING

Year	Batting Average	Runs Scored	Hits	Doubles	Triples	Home Runs
1901	Elberfeld .308	Barrett 110	Barrett 159	Holmes 28	Gleason 12	Barrett 4 Holmes 4 Barrett 4 Crawford 4
1902	Barrett .303	Barrett 93	Barrett 154	Barrett 19	Harley 8	Barrett 4 Barrett 4 Crawford 4
1903	Crawford .332	Barrett 95	Crawford 181	Carr 23 Crawford 23	Crawford *25	Crawford 2 Crawford 2 McIntyre 2 Crawford 6 Coughlin 2 Crawford 2 O'Leary 2 Schaefer 2 Cobb 2 Crawford *7 Cobb *9
1904	Barrett .268	Barrett 83	Barrett 167	Crawford 22	Crawford 16	Crawford 2 Hickman 2 McIntyre 2 Crawford 6 Coughlin 2 Crawford 2 O'Leary 2 Schaefer 2 Cobb 2 Crawford *7 Cobb *9
1905	Crawford .297	Crawford 73	Crawford 171	Crawford 38	Crawford 10	Crawford 2 Crawford 2 Crawford 2 O'Leary 2 Schaefer 2 Cobb 2 Crawford *7 Cobb *9
1906	Crawford .295	Crawford 65	Crawford 166	Crawford 25	Crawford 16	Crawford 2 Crawford 2 Crawford 2 O'Leary 2 Schaefer 2 Cobb 2 Crawford *7 Cobb *9
1907	Cobb *350	Crawford *102	Cobb *212	Crawford 34	Crawford 17	Cobb 2 Crawford *7 Cobb *9
1908	Cobb *324	McIntyre *105	Cobb *188	Cobb *36	Cobb *20	Crawford 2 Crawford 2 Crawford *7 Cobb *9
1909	Cobb *377	Cobb *116	Cobb *216	Crawford *35	Crawford 14	Crawford 2 Crawford 2 Crawford *7 Cobb *9
1910	Cobb *385	Cobb *106	Cobb 196	Cobb 36	Crawford *19	Cobb 8 Cobb 8 Cobb 7
1911	Cobb *420	Cobb *147	Cobb *248	Cobb *47	Cobb *24	Cobb 8 Cobb 7
1912	Cobb *410	Cobb 119	Cobb *227	Cobb 30 Crawford 30	Crawford 23	Cobb 8 Cobb 7
1913	Cobb *390	Bush 98	Crawford 193	Crawford 32	Crawford *23	Crawford 9
1914	Cobb *368	Bush 97	Crawford 183	Burns 22 Cobb 22 Crawford 22	Crawford *26	Crawford 8
1915	Cobb *369	Cobb *144	Cobb *208	Veach *40	Crawford *19	Burns 5 Cobb 5 Cobb 8 Heilmann 5 Heilmann 8
1916	Cobb .371	Cobb *113	Cobb 201	Veach 33	Veach 15	Burns 5 Cobb 5 Cobb 8 Heilmann 5 Heilmann 8
1917	Cobb *383	Bush *112	Cobb *225	Cobb *44	Cobb *23	Cobb 8 Heilmann 5 Heilmann 8
1918	Cobb *382	Cobb 82	Cobb 161	Veach 21	Veach *14	Heilmann 5 Heilmann 8
1919	Cobb *384	Cobb 93	Cobb ^191 Veach ^191	Veach *45	Veach *17	Heilmann 5 Heilmann 8
1920	Cobb .334	Veach 92	Veach 188	Veach 39	Veach 15	Veach 11 Heilmann 19
1921	Heilmann *394	Cobb 124	Heilmann *237	Heilmann 43 Veach 43	Cobb 16	Heilmann 19
1922	Cobb .401	Blue 131	Cobb 211	Cobb 42	Cobb 16	Heilmann 21 Heilmann 18
1923	Heilmann *403	Heilmann 121	Heilmann 211	Heilmann 44	Heilmann 11 Rigney 11	Heilmann 18
1924	Heilmann .346	Cobb 115	Cobb 211	Heilmann ^45	Heilmann 16	Heilmann 10
1925	Heilmann *393	Wingo 104	Heilmann 225	Heilmann 40 O'Rourke 40	Heilmann 12	Heilmann 13
1926	Manush *378	Manush 95	Manush 188	Heilmann 41	Gehring 17	Manush 14 Heilmann 14 Heilmann 14 Alexander 25
1927	Heilmann *398	Gehring 110	Heilmann 201	Heilmann 50	Manush 18	Heilmann 14 Heilmann 14 Heilmann 14
1928	Heilmann .328	Gehring 108	Gehring 193	Heilmann 38	Gehring 16	Heilmann 14 Alexander 25
1929	Heilmann .344	Gehring *131	Alexander ^215 Gehring ^215	Gehring ^45 Johnson ^45	Gehring *19	Alexander 25
1930	Gehring .330	Gehring 144	Gehring 201	Gehring 47	Gehring 15	Alexander 20 Stone 10 Gehring 19 Gehring 12 Greenberg 12
1931	Stone .327	Johnson 107	Stone 191	Alexander 47	Johnson *19	Stone 10 Gehring 19 Gehring 12 Greenberg 12
1932	Walker .323	Gehring 112	Gehring 184	Gehring 44	Davis 13	Gehring 19 Gehring 12 Greenberg 12
1933	Gehring .325	Gehring 103	Gehring 204	Gehring 42 Rogell 42	Fox 13 Greenberg 9	Gehring 12 Greenberg 12 Greenberg 26 Greenberg ^36 Goslin 24 Greenberg 40 Greenberg *58 Greenberg 33 Greenberg *41 York 27 York 21 York *34 York 18 Cullenbine 18 York ^44 Cullenbine 24
1934	Gehring .356	Gehring *134	Gehring *214	Greenberg *63	Owen 9	Greenberg 26 Greenberg ^36 Goslin 24 Greenberg 40 Greenberg *58 Greenberg 33 Greenberg *41 York 27 York 21 York *34 York 18 Cullenbine 18 York ^44 Cullenbine 24
1935	Gehring .330	Gehring 123	Greenberg 203	Greenberg 46	Greenberg 16	Greenberg 26 Greenberg ^36 Goslin 24 Greenberg 40 Greenberg *58 Greenberg 33 Greenberg *41 York 27 York 21 York *34 York 18 Cullenbine 18 York ^44 Cullenbine 24
1936	Gehring .354	Gehring 144	Gehring 227	Gehring *60	Gehring 12	Greenberg 26 Greenberg ^36 Goslin 24 Greenberg 40 Greenberg *58 Greenberg 33 Greenberg *41 York 27 York 21 York *34 York 18 Cullenbine 18 York ^44 Cullenbine 24
1937	Gehring *371	Greenberg 137	Walker 213	Greenberg 49	Greenberg 14	Greenberg 40 Greenberg *58 Greenberg 33 Greenberg *41 York 27 York 21 York *34 York 18 Cullenbine 18 York ^44 Cullenbine 24
1938	Greenberg .315	Greenberg *144	Fox 186	Fox 35	Fox 10	Greenberg 40 Greenberg *58 Greenberg 33 Greenberg *41 York 27 York 21 York *34 York 18 Cullenbine 18 York ^44 Cullenbine 24
1939	Gehring *325	McCosky 120	McCosky 190	Greenberg 42	McCosky 14	Greenberg 33 Greenberg *41 York 27 York 21 York *34 York 18 Cullenbine 18 York ^44 Cullenbine 24
1940	Greenberg .340	Greenberg 129	McCosky ^200	Greenberg *50	McCosky *19	Greenberg 33 Greenberg *41 York 27 York 21 York *34 York 18 Cullenbine 18 York ^44 Cullenbine 24
1941	McCosky .324	York 91	Higgins 161	York 29	Campbell 10	Greenberg 33 Greenberg *41 York 27 York 21 York *34 York 18 Cullenbine 18 York ^44 Cullenbine 24
1942	McCosky .293	York 81	McCosky 176	Higgins 34	McCosky 11	Greenberg 33 Greenberg *41 York 27 York 21 York *34 York 18 Cullenbine 18 York ^44 Cullenbine 24
1943	Wakefield .316	Wakefield 91	Wakefield *200	Wakefield *38	York 11	Greenberg 33 Greenberg *41 York 27 York 21 York *34 York 18 Cullenbine 18 York ^44 Cullenbine 24
1944	Higgins .297	Higgins 79	Cramer 169	Higgins 32	Cramer 9	Greenberg 33 Greenberg *41 York 27 York 21 York *34 York 18 Cullenbine 18 York ^44 Cullenbine 24
1945	Mayo .285	Cullenbine 80	York 157	Cullenbine 27	Cramer 8	Greenberg 33 Greenberg *41 York 27 York 21 York *34 York 18 Cullenbine 18 York ^44 Cullenbine 24
1946	Kell .327	Lake 105	Lake 149	Greenberg 29	Kell 9	Greenberg 33 Greenberg *41 York 27 York 21 York *34 York 18 Cullenbine 18 York ^44 Cullenbine 24
1947	Kell .320	Lake 106	Kell 188	Kell 29	Lake 6 Mullin 6	Greenberg 33 Greenberg *41 York 27 York 21 York *34 York 18 Cullenbine 18 York ^44 Cullenbine 24
1948	Evers .314	Mullin 91	Evers 169	Evers 33	Mullin 11	Greenberg 33 Greenberg *41 York 27 York 21 York *34 York 18 Cullenbine 18 York ^44 Cullenbine 24
1949	Kell *343	Kell 97	Wertz 185	Kell *38	Kell 9	Greenberg 33 Greenberg *41 York 27 York 21 York *34 York 18 Cullenbine 18 York ^44 Cullenbine 24
1950	Kell .340	Kell 114	Kell *218	Kell *56	Evers ^11	Greenberg 33 Greenberg *41 York 27 York 21 York *34 York 18 Cullenbine 18 York ^44 Cullenbine 24
1951	Kell .319	Kell 92	Kell *191	Kell ^36	Mullin 6 Priddy 6	Greenberg 33 Greenberg *41 York 27 York 21 York *34 York 18 Cullenbine 18 York ^44 Cullenbine 24
1952	Groth .284	Dropt 56 Groth 56	Groth 149	Priddy 23	Mullin 5	Greenberg 33 Greenberg *41 York 27 York 21 York *34 York 18 Cullenbine 18 York ^44 Cullenbine 24
1953	Kuenn .308	Kuenn 94	Kuenn *209	Kuenn 33	Kuenn 7	Greenberg 33 Greenberg *41 York 27 York 21 York *34 York 18 Cullenbine 18 York ^44 Cullenbine 24
1954	Kuenn .306	Kuenn 81	Kuenn ^201	Kuenn 28	Tuttle 11	Greenberg 33 Greenberg *41 York 27 York 21 York *34 York 18 Cullenbine 18 York ^44 Cullenbine 24
1955	Kaline *340	Kaline 121	Kaline *200	Kuenn *38	Kaline 8	Greenberg 33 Greenberg *41 York 27 York 21 York *34 York 18 Cullenbine 18 York ^44 Cullenbine 24
1956	Kuenn .332	Kaline 96 Kuenn 96 Maxwell 96	Kuenn *196	Kaline 32	Kaline 10	Greenberg 33 Greenberg *41 York 27 York 21 York *34 York 18 Cullenbine 18 York ^44 Cullenbine 24
1957	Kaline .295	Maxwell 83	Kuenn 173	Kuenn 30	Bolling 6 Kuenn 6	Greenberg 33 Greenberg *41 York 27 York 21 York *34 York 18 Cullenbine 18 York ^44 Cullenbine 24
1958	Kuenn .319	Bolling 91	Kuenn 179	Kuenn *39	Harris 8	Greenberg 33 Greenberg *41 York 27 York 21 York *34 York 18 Cullenbine 18 York ^44 Cullenbine 24
1959	Kuenn .353	Yost *115	Kuenn *198	Kuenn *42	Kuenn 7	Greenberg 33 Greenberg *41 York 27 York 21 York *34 York 18 Cullenbine 18 York ^44 Cullenbine 24
1960	Kaline .278	Yost 78	Kaline 153	Kaline 29	Maxwell *5	Greenberg 33 Greenberg *41 York 27 York 21 York *34 York 18 Cullenbine 18 York ^44 Cullenbine 24
1961	Cash *361	Colavito 129	Cash *193	Kaline *41	Wood *14	Greenberg 33 Greenberg *41 York 27 York 21 York *34 York 18 Cullenbine 18 York ^44 Cullenbine 24
1962	Bruton .278	Cash 94	Colavito 164	Colavito 30	Kaline 6	Greenberg 33 Greenberg *41 York 27 York 21 York *34 York 18 Cullenbine 18 York ^44 Cullenbine 24
1963	Kaline .312	Colavito 91	Kaline 172	Colavito 29	Bruton 8	Greenberg 33 Greenberg *41 York 27 York 21 York *34 York 18 Cullenbine 18 York ^44 Cullenbine 24

YEARLY TIGERS LEADERS



Year	Batting Average	Runs Scored	Hits	Doubles	Triples	Home Runs
1964	Freehan .300	McAuliffe 85	Lumpe 160	Kaline 31	Freehan 8	McAuliffe 24
1965	Horton .273	Wert 81	Wert 159	Cash 23	McAuliffe 6	Cash 30
1966	Kaline .288	Cash 98	Cash 168	Kaline 29	McAuliffe 8	Cash 32
1967	Kaline .308	Kaline 94	Freehan 146	Kaline 28	McAuliffe 7	Kaline 25
1968	Horton .285	McAuliffe *95	Northrup 153	Northrup 29	McAuliffe 10	Horton 36
1969	Northrup .295	Cash 81	Northrup 160	Northrup 31	McAuliffe 5	Horton 28
1970	Kaline .278	Stanley 83	Stanley 143	Kaline 24	Stanley 11	Northrup 24
1971	Kaline .294	Cash 72	Rodriguez 153	Rodriguez 30	Rodriguez 7	Cash 32
1972	Northrup .261	Northrup 72	Rodriguez 65	Rodriguez 142	Rodriguez 23	Stanley 6
1973	Stanley .244	Rodriguez 65	Rodriguez 142	Rodriguez 27	Northrup 7	Cash 19
1974	Freehan .297	Stanley 81	Stanley 147	Rodriguez 28	Freehan 5	Freehan 18
1975	Horton .275	Kaline 71	Sutherland 157	Kaline 28	Rodriguez 5	Horton 25
1976	LeFlore .316	LeFlore 66	Horton 169	Rodriguez 20	LeFlore 6	Horton 25
1977	LeFlore .325	LeFlore 93	Staub 176	Staub 28	LeFlore 8	Thompson 17
1978	LeFlore .297	LeFlore 100	LeFlore 212	Staub 34	Fuentes 10	Thompson 31
1979	Kemp .318	LeFlore *126	LeFlore 198	LeFlore 30	Whitaker 7	Thompson 26
1980	Trammell .300	LeFlore 110	LeFlore 180	Staub 30	Kemp 26	Kemp 26
1981	Kemp .277	LeFlore 107	Trammell 168	Parrish 34	Parrish 26	Brookens 9
1982	Herndon .292	Trammell 52	Kemp 103	Kemp 18	Cowens 4	Parrish 24
1983	Whitaker .320	Trammell 52	Kemp 103	Parrish 18	Kemp 4	Parrish 10
1984	Trammell .314	Herndon 92	Herndon 179	Trammell 34	Whitaker 4	Whitaker 4
1985	Gibson .287	Whitaker 102	Whitaker 170	Gibson 37	Herndon 13	Parrish 32
1986	Trammell .277	Trammell 107	Trammell 159	Trammell 33	Gibson 9	Parrish 27
1987	Trammell .343	Whitaker 110	Trammell 205	Whitaker 38	Herndon 9	Herndon 9
1988	Trammell .311	Trammell 73	Trammell 145	Lemon 29	Gibson 10	Parrish 33
1989	Pettis .257	Pettis 77	Whitaker 128	Whitaker 21	Trammell 4	Pettis 5
1990	Trammell .304	Whitaker 77	Whitaker 128	Whitaker 21	Fryman 5	Fryman 5
1991	Phillips .284	Felder 104	Trammell 170	Trammell 37	Moseby 5	Felder *51
1992	Whitaker .278	Felder 102	Felder 163	Fryman 36	Phillips 7	Felder ^44
1993	Phillips .313	Phillips *114	Fryman 175	Phillips 32	Fryman 4	Felder 35
1994	Whitaker .301	Phillips 113	Fryman 182	Fryman 37	Cuyler 7	Tettleton 32
1995	Fryman .275	Phillips 91	Phillips 123	Fryman 34	Fryman 5	Felder 28
1996	Higginson .320	Curtis 96	Curtis 157	Curtis 29	Samuel 5	Felder 31
1997	Higginson .299	Fryman 90	Fryman 165	Higginson 35	Higginson 5	Clark 27
1998	Clark .291	Hunter 112	Hunter 177	Easley 37	Pride 5	Clark 32
1999	Cruz, D. .284	Higginson 92	Clark 175	Easley 38	Hunter 7	Clark 34
2000	Cruz, D. .302	Palmer 92	Clark 150	Cruz, D. 35	Gonzalez 5	Palmer 38
2001	Cedeno .293	Higginson 104	Higginson 179	Cruz, D. 46	Polonia 8	Higginson 30
2002	Simon .301	Higginson 84	Cedeno 153	Halter 32	Cedeno 11	Fick 19
2003	Young .297	Fick 66	Fick 150	Fick 36	Halter 6	Simon 19
2004	Rodriguez .334	Young 78	Young 167	Young 34	Young 7	Young 29
2005	Monroe .277	Guillen 97	Rodriguez 176	Guillen 37	Guillen 10	Peña 27
2006	Guillen .320	Inge 75	Inge 161	Rodriguez 33	Inge 9	Young 21
2007	Ordoñez *363	Guillen 100	Ordoñez 177	Guillen 41	Granderson 9	Monroe 28
2008	Ordoñez .317	Granderson 122	Ordoñez 216	Ordoñez *54	Granderson *23	Ordoñez 28
2009	Cabrera .324	Granderson 112	Cabrera 180	Cabrera 36	Granderson *13	Cabrera *37
2010	Cabrera .328	Cabrera 96	Cabrera 198	Cabrera 34	Granderson 8	Cabrera 34
2011	Cabrera *344	Cabrera 111	Jackson 181	Cabrera 45	Jackson 10	Cabrera 38
2012	Cabrera *330	Cabrera 111	Cabrera 197	Cabrera 48	Jackson 11	Cabrera 30
2013	Cabrera *348	Cabrera 109	Cabrera 205	Cabrera 40	Jackson *10	Cabrera *44
2014	V. Martinez .335	Cabrera 103	Cabrera 193	Hunter 37	Jackson 7	Cabrera 44
2015	Cabrera *338	Cabrera 101	Cabrera 191	Cabrera *52	Jackson 5	V. Martinez 32
2016	Cabrera .316	Kinsler 94	Kinsler 185	Kinsler 35	Davis 11	J.D. Martinez 38
2017	Upton .279	Kinsler 117	Cabrera 188	J.D. Martinez 35	Maybin 5	Cabrera 38
2018	Castellanos .298	Kinsler 90	Castellanos 167	Upton 27	Castellanos *10	Upton 28
2019	Cabrera .282	Castellanos 88	Castellanos 185	Castellanos 46	Jones 6	Castellanos 23
2020	Candelario .297	Goodrum 61	Cabrera 139	Castellanos 37	Goodrum 5	Dixon 15
2021	Schoop .278	Candelario 30	Reyes 56	Candelario 11	Candelario 3	Cabrera 10
2022	H. Castro .271	Reyes 30	Reyes 56	Candelario 11	Candelario 3	Cabrera 10
2023	Schoop .278	Grossman 88	Schoop 173	Candelario ^42	Baddoo 7	Grossman 23
2024	H. Castro .271	Baez 64	Baez 132	Baez 27	Baez 4	Baez 17

*Led League; ^Tied for league lead

Year	RBI	Walks	Strikeouts	Stolen Bases	On-Base %	Slugging %
1901	Elberfeld 76	Barrett 76	---	Holmes 35	Elberfeld .397	Elberfeld .428
1902	Elberfeld 64	Barrett 74	---	Barrett 24	Barrett .397	Barrett .387
1903	Crawford 89	Barrett *74	---	Barrett 27	Barrett *403	Crawford 488
1904	Crawford 73	Barrett *79	---	Crawford 20	Barrett .357	Crawford .352
1905	Crawford 75	Crawford 50	---	Crawford 22	Crawford .357	Crawford 430
1906	Crawford 72	McIntyre 56	---	Crawford 31	Crawford .341	Crawford 407
1907	Cobb *116	Jones 60	---	Schaefer 31	Cobb .380	Cobb *473

HISTORY & RECORDS



YEARLY TIGERS LEADERS

Year	RBI	Walks	Strikeouts	Stolen Bases	On-Base %	Slugging %						
1908	Cobb	*108	McIntyre	83	---	Schaefer	40	McIntyre	.392	Cobb	*.475	
1909	Cobb	*107	Bush	*88	---	Cobb	*76	Cobb	*.431	Cobb	*.517	
1910	Crawford	*120	Bush	*78	---	Cobb	65	Cobb	*.458	Cobb	*.554	
1911	Cobb	*144	Bush	*98	---	Cobb	*83	Cobb	.467	Cobb	*.621	
1912	Crawford	109	Bush	*117	---	Cobb	61	Cobb	.458	Cobb	*.586	
1913	Crawford	83	Bush	80	Gainer	45	Cobb	51	Cobb	*.467	Cobb	.535
1914	Crawford	*104	Bush	*112	Stange	58	Bush	35	Crawford	.388	Crawford	.483
							Cobb	35				
1915	Crawford	^112	Bush	118	Burns	51	Cobb	*96	Cobb	*.486	Cobb	.487
		^112	Cobb	118								
1916	Veach	91	Cobb	78	Stange	48	Cobb	*68	Cobb	.452	Cobb	.493
1917	Veach	*103	Bush	80	Heilmann	54	Cobb	*55	Cobb	*.444	Cobb	*.566
1918	Veach	*78	Bush	79	Cunningham	34	Cobb	34	Cobb	*.440	Cobb	*.515
1919	Veach	101	Bush	75	Heilmann	41	Cobb	28	Cobb	.429	Veach	.519
1920	Veach	113	Young	85	Bush	32	Bush	15	Cobb	.416	Veach	.474
					Heilmann	32	Cobb	15				
1921	Heilmann	139	Blue	103	Blue	47	Cobb	22	Cobb	.452	Heilmann	.606
1922	Veach	126	Blue	82	Blue	48	Rigney	17	Cobb	.462	Heilmann	.598
1923	Heilmann	115	Blue	96	Blue	40	Haney	13	Heilmann	.481	Heilmann	.632
					Heilmann	40						
1924	Heilmann	114	Rigney	102	Heilmann	41	Cobb	23	Bassler	.441	Heilmann	.533
1925	Heilmann	134	Blue	83	Tavener	60	Blue	19	Cobb	.468	Cobb	.598
1926	Heilmann	103	Blue	90	Tavener	53	Blue	13	Heilmann	.445	Manush	.564
1927	Heilmann	120	Heilmann	72	Warner	45	Neun	22	Heilmann	.475	Heilmann	.616
1928	Heilmann	107	Gehring	69	Tavener	51	Rice	20	Gehring	.395	Heilmann	.507
1929	Alexander	137	Johnson	67	Alexander	63	Gehring	*27	Heilmann	.412	Alexander	.580
1930	Alexander	135	Gehring	69	Alexander	56	McManus	*23	Gehring	.404	Gehring	.534
1931	Alexander	87	Johnson	72	Johnson	51	Johnson	33	Alexander	.401	Stone	.464
1932	Stone	108	Gehring	68	Stone	64	Walker	30	Gehring	.370	Gehring	.497
1933	Gehring	105	Rogell	79	Greenberg	78	Walker	26	Gehring	.393	Gehring	.468
1934	Greenberg	139	Gehring	99	Greenberg	93	White	28	Gehring	.450	Greenberg	.600
1935	Greenberg	*170	Cochrane	96	Greenberg	91	White	19	Cochrane	.452	Greenberg	.628
1936	Goslin	125	Goslin	85	Goslin	50	Walker	17	Gehring	.431	Gehring	.555
1937	Greenberg	*183	Greenberg	102	Greenberg	101	Walker	23	Gehring	.458	Greenberg	.668
1938	Greenberg	146	Greenberg	*119	Greenberg	92	Fox	16	Greenberg	.438	Greenberg	.683
1939	Greenberg	112	Greenberg	91	Greenberg	*95	Fox	23	Gehring	.423	Greenberg	.622
1940	Greenberg	*150	Gehring	101	York	88	McCosky	13	Greenberg	.433	Greenberg	*.670
1941	York	111	Gehring	95	York	88	McCosky	8	McCosky	.401	Campbell	.457
1942	York	90	York	73	York	71	McCosky	11	McCosky	.365	Harris	.430
1943	York	*118	York	84	Hoover	101	Harris	6	Wakefield	.377	York	*.527
					Hoover	6						
1944	York	98	Higgins	81	York	73	Mayo	9	Higgins	.392	York	.439
1945	Cullenbine	93	Cullenbine	101	York	85	Webb	8	Cullenbine	.397	Cullenbine	.451
1946	Greenberg	*127	Lake	103	Greenberg	88	Lake	15	Greenberg	.373	Greenberg	.604
1947	Kell	93	Cullenbine	137	Mullin	66	Lake	11	Cullenbine	.401	Evers	.435
					Wertz	66						
1948	Evers	103	Mullin	77	Wertz	70	Lipon	4	Mullin	.385	Mullin	.504
1949	Wertz	133	Wertz	80	Wertz	71	Kell	7	Kell	.424	Kell	.467
					Wertz	71	Kolloway	7				
1950	Wertz	123	Groth	95	Priddy	95	Lipon	9	Wertz	.408	Evers	.551
			Priddy	95								
1951	Wertz	94	Wertz	78	Priddy	73	Kell	10	Kell	.386	Wertz	.511
1952	Dropo	70	Ginsberg	51	Dropo	63	Mullin	4	Groth	.348	Dropo	.479
			Groth	51								
1953	Dropo	96	Delsing	66	Dropo	69	Kuenn	6	Delsing	.380	Nieman	.453
1954	Boone	85	Boone	71	Tuttle	60	Kaline	9	Boone	.376	Boone	.466
					Kuenn	9						
1955	Boone	^116	Kaline	82	Kaline	57	Torgeson	9	Kaline	.421	Kaline	.546
1956	Kaline	128	Maxwell	79	Maxwell	74	Kuenn	9	Maxwell	.414	Maxwell	.534
1957	Kaline	90	Maxwell	76	Maxwell	84	Kaline	11	Maxwell	.377	Maxwell	.482
1958	Kaline	85	Maxwell	64	Martin	62	Wilson	10	Kaline	.374	Kaline	.490
1959	Maxwell	95	Yost	*135	Maxwell	91	Kaline	10	Yost	*.435	Kaline	*.530
1960	Colavito	87	Yost	*125	Colavito	80	Kaline	19	Yost	*.414	Colavito	.474
1961	Colavito	140	Cash	124	Wood	141	Wood	30	Cash	*.487	Cash	.662
1962	Colavito	112	Cash	104	Cash	82	Wood	24	Cash	.382	Colavito	.514
1963	Kaline	101	Cash	89	Colavito	78	Wood	18	Cash	.386	Kaline	.514
1964	Cash	83	McAuliffe	77	McAuliffe	96	Wood	14	Kaline	.383	Kaline	.469
1965	Horton	104	Cash	77	Horton	101	Lumpe	7	Cash	.371	Cash	.512
1966	Horton	100	Kaline	81	Horton	103	Wert	6	Kaline	.392	Kaline	.534
1967	Kaline	78	McAuliffe	105	McAuliffe	118	Wert	9	Kaline	.411	Kaline	.541
1968	Northrup	90	McAuliffe	82	Horton	110	McAuliffe	8	Freehan	.366	Horton	.543
1969	Horton	91	Cash	63	Horton	93	Stanley	8	Cash	.368	Northrup	.508
1970	Northrup	80	McAuliffe	101	Northrup	68	Stanley	10	Kaline	.377	Northrup	.458
1971	Cash	91	Kaline	82	Rodriguez	93	Northrup	7	Cash	.372	Cash	.531
1972	Cash	61	McAuliffe	59	Rodriguez	104	Taylor	5	Cash	.338	Cash	.445
1973	Rodriguez	58	Brown	52	Rodriguez	85	Taylor	9	Stanley	.297	Stanley	.384
1974	Kaline	64	Kaline	65	Kaline	75	LeFlore	23	Freehan	.361	Freehan	.479
1975	Horton	92	Sutherland	45	LeFlore	139	LeFlore	28	Sutherland	.321	Horton	.421
1976	Staub	96	Staub	83	LeFlore	111	LeFlore	58	Staub	.386	Staub	.433
1977	Thompson	105	Thompson	73	LeFlore	121	LeFlore	39	LeFlore	.363	Thompson	.487
1978	Staub	121	Kemp	97	LeFlore	104	LeFlore	*68	Kemp	.379	Thompson	.472
1979	Kemp	105	Whitaker	78	Parrish	105	LeFlore	78	Kemp	.398	Kemp	.543
1980	Kemp	101	Whitaker	73	Parrish	109	Brookens	13	Kemp	.376	Parrish	.499
					Peters	13						
1981	Kemp	49	Kemp	70	Gibson	64	Gibson	17	Kemp	.389	Kemp	.419
1982	Hernndon	88	Lemon	56	Parrish	99	Trammell	19	Lemon	.368	Parrish	.529
1983	Parrish	114	Whitaker	67	Parrish	106	Trammell	30	Trammell	.385	Parrish	.483
1984	Parrish	98	Evans	77	Parrish	120	Gibson	29	Trammell	.382	Gibson	.516
1985	Parrish	98	Evans	85	Gibson	137	Gibson	30	Gibson	.364	Evans	.519

YEARLY TIGERS LEADERS



Year	RBI	Walks	Strikeouts	Stolen Bases	On-Base %	Slugging %
1986	Coles Gibson	86 86	Evans 91	Gibson 107	Gibson 34	Gibson .371
1987	Trammell	105	Evans 100	Gibson 117	Gibson 26	Trammell .402
1988	Trammell	85	Evans 84	Evans 89	Pettis 44	Trammell .373
1989	Whitaker	85	Whitaker 89	Pettis 89	Pettis 43	Pettis .375
1990	Fielder	*132	Phillips 99	Fielder *182	Phillips 19	Fielder .377
1991	Fielder	*133	Tettleton 101	Deer *175	Cuyler 41	Whitaker .391
1992	Fielder	*124	Tettleton *122	Fielder 151	Pettis 13	Phillips .387
1993	Fielder	117	Phillips *132	Tettleton 139	Phillips 16	Phillips .443
1994	Fielder	90	Tettleton 97	Fryman *128	Phillips 13	Tettleton .419
1995	Fielder	82	Fielder 75	Fielder 116	Curtis 27	Curtis .349
1996	Fryman	100	Higginson 65	Nieves 158	Bartee 20	Higginson .404
1997	Clark	117	Clark 93	Nieves 157	Hunter *74	Higginson .379
1998	Clark	103	Clark 63	Clark 128	Hunter 42	Clark .358
1999	Palmer	100	Higginson 63	Palmer 153	Encarnacion 33	Ausmus .365
2000	Higginson Palmer	102 102	Higginson 74	Palmer 146	Encarnacion 16	Higginson .377
2001	Clark	75	Higginson 80	Clark 108	Cedeno 55	Higginson .367
2002	Simon	82	Fick 46	Inge 101	Lombard 13	Higginson .345
2003	Young	85	Higginson 59	Young 130	Young 44	Young .372
2004	Guillen	97	Higginson 70	Peña 146	Sanchez 19	Rodriguez .383
2005	Monroe	89	Inge 63	Inge 140	Logan 23	Inge .330
2006	Ordoñez	104	Guillen 71	Granderson *174	Guillen 20	Guillen .400
2007	Ordoñez	139	Sheffield 84	Inge 150	Granderson 26	Ordoñez .434
2008	Cabrera	127	Granderson 71	Cabrera 126	Granderson 12	Ordoñez .376
2009	Cabrera	103	Granderson 72	Inge 170	Granderson 20	Cabrera .396
2010	Cabrera	*126	Cabrera 89	Jackson 170	Jackson 27	Cabrera *420
2011	Cabrera	105	Cabrera 108	Jackson 181	Jackson 22	Cabrera .448
2012	Cabrera	*139	Fielder 85	Jackson 134	Berry 21	Fielder .412
2013	Cabrera	137	Cabrera 90	Jackson 129	Jackson 8	Cabrera *442
2014	Cabrera	109	V. Martinez 70	Avila 151	Davis 36	V. Martinez *409
2015	J.D. Martinez	102	Cabrera 77	J.D. Martinez 178	Gose 23	Cabrera *440
2016	Cabrera	108	Cabrera 75	Upton 179	Maybin 15	Cabrera .393
2017	Castellanos	101	Upton 57	Upton 147	Kinsler 14	Upton .362
2018	Castellanos	89	Candelario 66	Candelario 160	Iglesias 15	Castellanos .354
2019	Cabrera	59	Cabrera 48	Goodrum 138	Goodrum 12	Cabrera .369
2020	Cabrera	35	Cabrera 24	Goodrum 69	Reyes 8	Candelario .346
2021	Schoop	64	Grossman 98	Grossman 155	Grossman 20	Grossman .357
2022	Baez	87	Grossman 38	Baez 147	3 players 9	Greene .321

HISTORY & RECORDS

PITCHING

Year	Wins	Losses	Winning %	ERA	Appearances	Innings Pitched
1901	Miller	23	Cronin 15 Siever 15	Miller .639	Yeager 2.61	Miller 38 Siever 38
1902	Mercer	15	Mercer 18	Mercer .455	Siever *1.91	Mercer 35 Mullin 35
1903	Mullin	18	Donovan 16 Kitson 16	Mullin .545	Mullin 2.25	Mullin 41
1904	Donovan	17	Mullin 23	Donovan .515	Mullin 2.40	Mullin 45
1905	Killian	23	Mullin 21	Killian .622	Killian 2.27	Mullin 44
1906	Mullin	21	Mullin 18	Killian .625	Siever 2.71	Mullin 40
1907	Donovan	25	Mullin 20	Donovan *862	Killian 1.78	Mullin 46
1908	Summers	24	Mullin 13	Donovan .720	Summers 1.64	Summers 40
1909	Mullin	*29	Willett 10	Mullin *784	Killian 1.71	Willett 41
1910	Mullin	21	Mullin 12	Donovan .708	Willett 2.37	Mullin 38
1911	Mullin	18	Willett 14	Works .688	Mullin 3.07	Willett 38
1912	Dubuc	17	Mullin 17	Dubuc .630	Dubuc 2.77	Dubuc 37
1913	Dubuc	15	Dubuc 14 Willett 14	Lake .533	Dauss 2.48	Dubuc 37 Dubuc 36
1914	Coveleski	22	Dauss 15	Coveleski .647	Coveleski 2.49	Dauss 45
1915	Dauss	24	Coveleski 13	Boland .650	Coveleski 2.45	Coveleski ^50
1916	Coveleski	21	Dauss 12	Coveleski .656	Coveleski 1.97	Boland 46
1917	Dauss	17	Ehmke 15	Mitchell .600	James 2.09	Cunningham 44
1918	Boland	14	Dauss 16	Boland .583	Boland 2.65	Dauss 33
1919	Dauss	21	Boland 16	Dauss .700	Leonard 2.77	Boland 35
1920	Ehmke	15	Dauss 21	Ehmke .455	Ehmke 3.29	Ayers 46
1921	Ehmke	13	Dauss 15	Ehmke .481	Leonard 3.75	Oldham 40
1922	Pillette	19	Ehmke 17	Pillette .613	Pillette 2.85	Ehmke 45
1923	Dauss	21	Pillette ^19	Cole .722	Dauss 3.62	Cole 52
1924	Whitehill	17	Dauss 11	Dauss .700	Collins 3.21	Holloway 49
1925	Dauss	16	Stoner 11 Collins 11	Holloway .765	Dauss 3.16	Doyle 45
1926	Whitehill	16	Whitehill 13	Dauss .667	Gibson 3.48	Holloway 36 Wells 36
1927	Whitehill	16	Whitehill 14	Collins .650	Whitehill 3.36	Whitehill 36
1928	Carroll	16	Whitehill 16	Carroll .571	Carroll 3.27	Smith 39



YEARLY TIGERS LEADERS

Year	Wins	Losses	Winning %	ERA	Appearances	Innings Pitched						
1929	Uhle	15	Carroll	17	Uhle	.577	Uhle	4.08	Whitehill	38	Uhle	249.0
1930	Whitehill	17	Whitehill	13	Sorrell	.593	Uhle	3.65	Sullivan	40	Uhle	239.0
1931	Sorrell	13	Bridges	16	Sorrell	.481	Uhle	3.50	Bridges	35	Whitehill	271.1
	Whitehill	13	Whitehill	16					Herring	35		
									Sorrell	35		
1932	Whitehill	16	Sorrell	14	Whitehill	.571	Bridges	3.36	Hogsett	47	Whitehill	244.0
1933	Marberry	16	Fischer	15	Marberry	.593	Bridges	3.09	Hogsett	45	Marberry	238.1
			Sorrell	15								
1934	Rowe	24	Bridges	11	Rowe	.750	Auker	3.42	Rowe	45	Bridges	275.0
1935	Bridges	21	Rowe	13	Auker	*.720	Bridges	3.51	Rowe	42	Rowe	275.2
1936	Bridges	*23	Auker	16	Bridges	.676	Bridges	3.60	Lawson	41	Bridges	294.2
									Rowe	39		
1937	Lawson	18	Bridges	12	Gill	.733	Auker	3.88	Auker	31	Auker	252.2
1938	Bridges	13	Auker	10	Eisenstat	.600	Gill	4.12	Coffman	39	Kennedy	190.1
1939	Bridges	17	Rowe	12	Bridges	.708	Newsom	3.37	Benton	37	Newsom	246.0
	Newsom	17										
1940	Newsom	21	Benton	10	Rowe	*.842	Newsom	2.83	Benton	42	Newsom	264.0
1941	Benton	15	Newsom	*20	Benton	.714	Bridges	3.41	Newsom	43	Newsom	250.1
1942	Trucks	14	Trout	18	Trucks	.636	Newhouser	2.45	Newhouser	38	Benton	226.2
1943	Trout	^20	Newhouser	17	Bridges	.632	Bridges	2.39	Trout	44	Trout	246.2
1944	Newhouser	*29	Gentry	14	Newhouser	.763	Trout	*2.12	Trout	49	Trout	*352.1
			Gorsica	14								
			Trout	14								
1945	Newhouser	*25	Trout	15	Newhouser	.735	Newhouser	*1.81	Trout	41	Newhouser	*313.1
1946	Newhouser	^26	Trout	13	Newhouser	.743	Newhouser	*1.94	Trout	38	Newhouser	292.2
1947	Hutchinson	18	Newhouser	*17	Overmire	.688	Newhouser	2.87	Newhouser	40	Newhouser	285.0
1948	Newhouser	*21	Houtteman	16	Newhouser	.636	Newhouser	3.01	Houtteman	43	Newhouser	272.1
									Trucks	43		
									Trucks	41	Newhouser	292.0
1949	Trucks	19	Newhouser	11	Hutchinson	.682	Trucks	2.81	Trucks	41	Newhouser	292.0
			Trucks	11								
1950	Houtteman	19	Newhouser	13	Trout	.722	Houtteman	3.54	White	42	Houtteman	274.2
1951	Trucks	13	Gray	^14	Trucks	.619	Hutchinson	3.68	Trout	42	Gray	197.1
			Trout	^14								
1952	Gray	12	Houtteman	*20	Newhouser	.500	Trucks	3.97	White	41	Gray	224.0
1953	Garver	11	Gray	15	Garver	.500	Garver	4.45	Herbert	43	Garver	198.1
1954	Gromek	18	Gromek	16	Garver	.560	Gromek	2.74	Herbert	42	Gromek	252.2
1955	Hoelt	16	Garver	16	Hoelt	.696	Hoelt	2.99	Aber	39	Lary	235.0
1956	Lary	*21	Hoelt	14	Lary	.618	Lary	3.15	Foytack	43	Lary	*294.0
1957	Bunning	^20	Lary	16	Bunning	.714	Bunning	2.69	Bunning	45	Bunning	*267.1
									Maas	45		
1958	Lary	16	Lary	15	Bunning	.538	Lary	2.90	Aguirre	44	Lary	*260.1
1959	Bunning	17	Foytack	14	Mossi	.654	Mossi	3.36	Morgan	46	Bunning	249.2
	Lary	17										
	Mossi	17										
1960	Lary	15	Lary	15	Mossi	.529	Bunning	2.79	Sisler	41	Lary	*274.1
1961	Lary	23	Bunning	11	Lary	.719	Mossi	2.96	Aguirre	45	Lary	275.1
1962	Bunning	19	Mossi	13	Aguirre	.667	Aguirre	*2.21	Nischwitz	48	Bunning	258.0
1963	Regan	15	Aguirre	15	Regan	.625	Aguirre	3.67	Fox	46	Bunning	248.1
1964	Wickersham	19	Wickersham	12	Lolich	.667	Lolich	3.26	Lolich	44	Wickersham	254.0
1965	McLain	16	Wickersham	14	McLain	.727	McLain	2.61	Gladding	46	Lolich	243.2
1966	McLain	20	Lolich	14	Wilson	.684	Wilson	2.59	Sherry	55	McLain	264.1
			McLain	14								
1967	Wilson	22	McLain	16	Wilson	.667	Lolich	3.04	Gladding	42	Wilson	264.0
1968	McLain	*31	Wilson	12	McLain	*.838	McLain	1.96	Dobson	47	McLain	*336.0
1969	McLain	*24	Lolich	11	McLain	.727	McLain	2.80	Dobson	49	McLain	*325.0
1970	Lolich	14	Lolich	*19	Cain	.632	Lolich	3.80	Timmerman	61	Lolich	272.2
1971	Lolich	*25	Lolich	14	Coleman	.690	Lolich	2.92	Scherman	69	Lolich	*376.0
1972	Lolich	*22	Coleman	14	Lolich	.611	Lolich	2.50	Seelbach	61	Lolich	327.1
			Lolich	14								
1973	Coleman	23	Coleman	15	Hiller	.667	Coleman	3.53	Hiller	65	Lolich	308.2
			Lolich	15								
1974	Hiller	17	Lolich	*21	Coleman	.538	Lolich	4.15	Hiller	59	Lolich	308.0
1975	Lolich	12	Coleman	18	Ruhle	.478	Lolich	3.78	Hiller	36	Lolich	240.2
			Lolich	18					Walker	36		
1976	Fidrych	19	Roberts	17	Fidrych	.679	Fidrych	*2.34	Hiller	56	Roberts	252.0
1977	Rozema	15	Arroyo	18	Rozema	.682	Rozema	3.09	Hiller	45	Rozema	218.1
1978	Slaton	17	Rozema	12	Billingham	.652	Rozema	3.14	Hiller	51	Slaton	233.2
			Wilcox	12								
1979	Morris	17	Wilcox	10	Morris	.708	Morris	3.28	Lopez	61	Morris	197.2
1980	Morris	16	Morris	15	Lopez	.684	Petry	3.94	Lopez	67	Morris	250.0
1981	Morris	14	Petry	9	Morris	.667	Petry	3.00	Saucier	38	Morris	198.0
			Wilcox	9								
1982	Morris	17	Morris	16	Petry	.625	Petry	3.22	Tobik	51	Morris	266.1
1983	Morris	20	Morris	13	Petry	.633	Morris	3.34	Lopez	57	Morris	*293.2
1984	Morris	19	Morris	11	Petry	.692	Petry	3.24	Hernandez	80	Morris	240.1
1985	Morris	16	Petry	13	Terrell	.600	Morris	3.33	Hernandez	74	Morris	257.0
1986	Morris	21	Terrell	12	King	.733	Morris	3.27	Hernandez	64	Morris	267.0
1987	Morris	18	Morris	11	Terrell	.630	Morris	3.38	Henneman	55	Morris	266.0
									King	55		
1988	Morris	15	Terrell	16	Robinson	.684	Robinson	2.98	Henneman	65	Morris	235.0
1989	Henneman	11	Alexander	*18	Henneman	.733	Tanana	3.58	Henneman	60	Tanana	223.2
1990	Morris	15	Morris	18	Tanana	.529	Morris	4.51	Henneman	69	Morris	249.2
1991	Gullickson	20	Terrell	14	Gullickson	.690	Tanana	3.77	Gibson	68	Gullickson	226.1
1992	Gullickson	14	Gullickson	13	Tanana	.542	Gullickson	4.34	Munoz	65	Gullickson	221.2
1993	Doherty	14	Doherty	11	Gullickson	.591	Wells	4.19	MacDonald	68	Moore	213.2
			Moore									
1994	Moore	11	Belcher	15	Boever	.818	Moore	5.42	Boever	46	Belcher	162.0
1995	Wells	10	Moore	15	Bergman	.412	Lira	4.31	Boever	60	Lira	146.1
1996	Olivares	7	Lira	14	Olivares	.389	Lira	5.22	Myers	83	Lira	194.2

YEARLY TIGERS LEADERS



Year	Wins	Losses	Winning %	ERA	Appearances	Innings Pitched						
1997	Blair	16	Moehler	12	Blair	.667	Thompson	3.02	Myers	88	Thompson	223.1
1998	Moehler	14	Thompson	15	Moehler	.519	Moehler	3.90	Runyan	78	Thompson	222.0
1999	Mlicki	14	Moehler	*16	Mlicki	.538	Mlicki	4.60	Brocail	80	Moehler	196.1
2000	Moehler	12	Weaver	15	Blair	.625	Weaver	4.32	Anderson	69	Weaver	200.0
2001	Sparks	14	Weaver	16	Sparks	.609	Sparks	3.65	Anderson	62	Sparks	232.0
2002	Redman	8	Sparks	16	Maroth	.375	Redman	4.21	Acevedo	65	Redman	203.0
2003	Maroth	9	Maroth	21	Maroth	.300	Cornejo	4.67	Walker	78	Cornejo	194.2
2004	Robertson	12	Johnson	15	Robertson	.545	Maroth	4.31	Walker	70	Maroth	217.0
2005	Bonderman	14	Robertson	16	Bonderman	.519	Robertson	4.48	Walker	66	Johnson	210.0
2006	Verlander	17	Robertson	13	Rogers	.680	Verlander	3.63	Rodney	63	Bonderman	214.0
2007	Verlander	18	Robertson	13	Verlander	.750	Verlander	3.66	Jones	63	Verlander	201.2
2008	Galarraaga	13	Verlander	17	Galarraaga	.650	Galarraaga	3.73	Seay	60	Verlander	20.0
2009	Verlander	^19	Galarraaga	10	Verlander	.679	Verlander	3.35	Rodney	73	Verlander	*240.0
2010	Verlander	18	Porcello	12	Verlander	.667	Verlander	3.37	Coke	74	Verlander	224.1
2011	Verlander	*24	Penny	11	Verlander	.828	Verlander	*2.40	Valverde	75	Verlander	*251.0
2012	Verlander	17	Porcello	12	Scherzer	.696	Verlander	2.64	Benoit	73	Verlander	*238.1
2013	Scherzer	*21	Verlander	12	Scherzer	*.875	Scherzer	*2.57	Benoit	66	Verlander	218.1
2014	Scherzer	^18	Porcello	13	Scherzer	.783	Scherzer	3.15	Alburquerque	72	Scherzer	220.1
2015	Simon	13	Simon	12	Simon	.520	Simon	5.05	Hardy	70	Simon	187.0
2016	Verlander	16	Sanchez	13	Verlander	.640	Verlander	3.04	J. Wilson	66	Verlander	227.2
2017	Fulmer	10	Zimmermann	13	Verlander	.556	Verlander	3.82	Greene	71	Verlander	172.0
2018	Boyd	9	Boyd	13	Boyd	.409	Boyd	4.39	Jiménez	68	Boyd	170.1
2019	Boyd	9	Turnbull	17	Boyd	.429	Boyd	4.56	Farmer	73	Boyd	185.1
2020	Turnbull	4	Boyd	7	Turnbull	.500	Turnbull	3.97	Cisnero	29	Boyd	60.1
2021	Skubal	8	Skubal	12	Mize	.438	Mize	3.71	Cisnero	67	Mize	150.1
2022	Lange	7	Alexander	11	Lange	.636	Skubal	3.52	Lange	71	Skubal	117.2
	Skubal	7	Soto	11								

*Led League; ^Tied for league lead

Year	Saves	Complete Games	Shutouts	HR Allowed	Walks	Strikeouts					
1901	--	Miller	35	Miller	3	Siever	9	Miller	98	Siever	85
1902	--	Mercer	28	Mercer	4	Mercer	5	Mullin	95	Mullin	78
				Siever	4	Yeager	5				
1903	--	Donovan	^34	Mullin	6	Kitson	8	Mullin	*106	Donovan	187
1904	--	Mullin	42	Mullin	7	Kitson	7	Mullin	*131	Mullin	161
1905	--	Mullin	^35	Killian	8	Mullin	4	Mullin	*138	Mullin	168
1906	--	Mullin	35	Donahue	3	Siever	5	Mullin	^108	Mullin	123
1907	--	Mullin	35	Mullin	5	Donovan	3	Mullin	106	Mullin	146
1908	--	Mullin	26	Donovan	6	Killian	3	Mullin	71	Donovan	141
				Summers	3						
1909	--	Mullin	29	Donovan	4	Willett	5	Mullin	78	Mullin	124
1910	--	Mullin	27	Mullin	5	Stroud	*9	Mullin	102	Donovan	107
1911	--	Mullin	25	Works	3	Mullin	7	Willett	80	Mullin	87
1912	--	Willett	28	Dubuc	2	Lake	3	Dubuc	109	Dubuc	97
				Mullin	2	Mullin	3				
				Willett	3						
1913	--	Dauss	22	Dauss	2	Dauss	4	Dubuc	91	Dauss	107
		Dubuc	22								
1914	--	Coveleski	23	Coveleski	5	Coveleski	4	Coveleski	100	Dauss	150
1915	--	Dubuc	27	Dubuc	5	Dubuc	5	Dauss	115	Coveleski	150
1916	--	Coveleski	22	Coveleski	3	Coveleski	6	Dauss	90	Coveleski	108
1917	--	Dauss	22	Dauss	6	Dauss	3	James	96	Dauss	102
				Ehmke	3						
1918	--	Dauss	21	Boland	4	Dauss	3	Kallio	76	Dauss	73
				James	3						
1919	--	Dauss	22	Leonard	4	Dauss	9	Ehmke	*107	Leonard	102
1920	--	Ehmke	23	Ayers	3	Dauss	11	Ehmke	124	Ayers	103
		Leonard	3	Leonard	3						
1921	--	Dauss	16	Four with	1	Ehmke	15	Dauss	81	Leonard	120
		Leonard	16			Leonard	15	Ehmke	81		
						Oldham	81	Oldham	81		
1922	--	Pillette	18	Pillette	4	Oldham	14	Ehmke	101	Ehmke	108
1923	--	Dauss	22	Dauss	4	Holloway	12	Pillette	83	Dauss	105
						Johnston	12				
1924	--	Whitehill	16	Whitehill	2	Stoner	13	Whitehill	79	Collins	75
1925	--	Dauss	16	Dauss	1	Whitehill	13	Whitehill	88	Whitehill	83
				Whitehill	1						
1926	--	Gibson	16	Wells	4	Stoner	11	Whitehill	79	Whitehill	109
1927	--	Whitehill	17	Whitehill	3	Holloway	10	Whitehill	*105	Whitehill	95
1928	--	Carrroll	19	Carrroll	2	Stoner	16	Carrroll	87	Whitehill	93
1929	--	Uhle	23	Five with	1	Whitehill	1	Sorrell	106	Whitehill	103
1930	--	Uhle	18	Sorrell	2	Uhle	18	Sorrell	106	Uhle	117
1931	--	Whitehill	22	Bridges	2	Whitehill	*22	Whitehill	118	Bridges	105
				Uhle	2						
1932	--	Whitehill	17	Bridges	4	Whitehill	17	Bridges	119	Bridges	108
1933	--	Bridges	17	Bridges	2	Sorrell	18	Bridges	110	Bridges	120
1934	--	Bridges	23	Bridges	3	Bridges	16	Bridges	104	Bridges	151
				Rowe	3						
1935	--	Bridges	23	Rowe	6	Bridges	*22	Bridges	113	Bridges	*163
1936	--	Bridges	26	Bridges	5	Bridges	21	Bridges	115	Bridges	*175
1937	--	Auker	19	Bridges	3	Lawson	17	Lawson	115	Bridges	138
1938	--	Bridges	13	Auker	1	Gill	15	Kennedy	113	Bridges	101
		Gill	13	Gill	1						
				Poffenberger	1						
1939	--	Newsom	21	Newsom	3	Rowe	17	Newsom	104	Newsom	164

HISTORY & RECORDS



YEARLY TIGERS LEADERS

Year	Saves	Complete Games	Shutouts	HR Allowed	Walks	Strikeouts
1940	--	Newsom 20	Newsom 3	Newsom 19	Newsom 100	Newsom 164
1941	--	Newsom 12	Newsom 2	Newsom 15	Newhouser 137	Newsom 175
1942	--	Trout 13	White 4	Trout 15	Newhouser 114	Benton 110
1943	--	Trout 18	Trout 5	Trucks 11	Newhouser *111	Newhouser 144
1944	--	*33 Trout	Trout 7	Gentry 9	Gentry *108	Newhouser *187
1945	--	Newhouser *29	Newhouser 8	Mueller 8	Newhouser 110	Newhouser *212
1946	--	Newhouser 29	Newhouser 6	Trucks *23	Newhouser 98	Newhouser 275
1947	--	Newhouser *24	Hutchinson 3	Hutchinson 14	Newhouser 110	Newhouser 176
			Newhouser 3	Trucks 14		
			Overmire 3			
1948	--	Newhouser 19	Newhouser 2	Hutchinson 32	Newhouser 99	Newhouser 143
			Trout 2			
1949	--	Newhouser 22	Trucks 6	Houtteman 19	Trucks 124	Trucks *153
			Trucks 2	Newhouser 19		
1950	--	Houtteman 21	Houtteman 4	Houtteman *29	Houtteman 99	Gray 102
1951	--	Gray 9	Hutchinson 2	Gray 17	Gray 95	Gray 131
			Hutchinson 9			
1952	--	Gray 13	Trucks 3	Gray 21	Gray 101	Gray 138
			Wight 3			
1953	--	Garver 13	Gromek 1	Gray *25	Gray 76	Gray 115
			Houtteman 1			
1954	--	Gromek 17	Gromek 4	Gromek *26	Garver 62	Hoelt 114
			Hoelt 4		Zuverink 62	
1955	--	Hoelt 17	Hoelt 7	Gromek *26	Lary 89	Hoelt 133
1956	--	Lary 20	Hoelt 4	Gromek 25	Foytack 142	Foytack 184
1957	--	Bunning 14	Lary 2	Bunning 33	Foytack 104	Bunning 182
			Maas 2			
1958	--	Lary ^19	Bunning 3	Bunning 28	Bunning 79	Bunning 177
			Lary 3			
1959	--	Mossi 15	Lary 3	Bunning *37	Bunning 75	Bunning *201
			Mossi 3			
1960	--	Lary *15	Bunning 3	Lary 25	Bunning 64	Bunning *201
1961	--	Lary *22	Bunning 4	Mossi 29	Bunning 71	Bunning 194
			Lary 4			
1962	--	Bunning 12	Aguirre 2	Bunning 28	Foytack 86	Bunning 184
			Bunning 2			
1963	--	Aguirre 14	Aguirre 3	Bunning *38	Bunning 69	Bunning 196
1964	--	Lolich 12	Lolich 6	Wickersham 28	Wickersham 81	Lolich 192
1965	--	McLain 13	McLain 4	McLain 25	Sparma 75	Lolich 226
1966	--	McLain 14	McLain 4	McLain *42	McLain 104	McLain 192
1967	--	Wilson 12	Lolich 6	McLain *35	Wilson 92	Wilson 184
1968	--	McLain *28	McLain 6	McLain *31	Sparma 77	McLain 280
1969	McMahon 11	McLain 23	McLain 9	McLain 25	Lolich 122	Lolich 271
1970	Timmerman 27	Lolich 13	Lolich 3	Niekro 28	Lolich 109	Lolich 230
1971	Scherman 20	Lolich *29	Lolich 4	Lolich 36	Coleman 96	Lolich *308
1972	Seelbach 14	Lolich 23	Lolich 4	Lolich *29	Coleman 110	Lolich 250
1973	Hiller 38	Lolich 17	Lolich 3	Lolich 35	Coleman 93	Lolich 214
1974	Hiller 13	Lolich 27	Lolich 3	Lolich *38	Coleman 158	Lolich 202
1975	Hiller 14	Lolich 19	Ruhle 3	Coleman 27	Coleman 85	Lolich 139
1976	Hiller 13	Fidrych *24	Fidrych 4	Ruhle 19	Hiller 67	Hiller 117
			Roberts 4			
1977	Foucault 13	Rozema 16	Arroyo 1	Rozema 25	Hiller 61	Hiller 115
			Fidrych 1			
			Rozema 1			
1978	Hiller 15	Wilcox 16	Billingham 4	Slaton 27	Slaton 85	Wilcox 132
1979	Lopez 21	Morris 9	Morris 1	Morris 19	Wilcox 73	Morris 113
			Rozema 1			
1980	Lopez 21	Wilcox 13	Petry 3	Wilcox 24	Morris 87	Morris 112
1981	Saucier 13	Morris 15	Petry 2	Morris 14	Morris *78	Morris 97
			Rozema 2			
1982	Tobik 9	Morris 17	Morris 3	Morris 37	Petry 100	Morris 135
1983	Lopez 18	Morris 20	Petry 2	Petry *37	Petry 99	Morris *232
			Wilcox 2			
1984	Hernandez 32	Morris 9	Petry 2	Petry 21	Morris 87	Morris 148
1985	Hernandez 31	Morris 13	Morris 4	Petry 24	Morris 110	Morris 191
1986	Hernandez 24	Morris 15	Morris 6	Morris 40	Terrell 98	Morris 223
1987	King 9	Morris 13	Alexander 3	Morris 39	Terrell 94	Morris 208
			Tanana 3			
1988	Henneman 22	Terrell 11	Morris 2	Alexander 30	Morris 83	Morris 168
1989	Hernandez 15	Morris 10	Alexander 1	Alexander 28	Alexander 76	Tanana 147
			Robinson 1			
			Tanana 1			
1990	Henneman 22	Morris ^11	Morris 3	Morris 26	Morris 97	Morris 162
1991	Henneman 21	Terrell 8	Tanana 2	Tanana 26	Terrell 79	Tanana 107
			Terrell 2			
1992	Henneman 24	Gullickson 4	Gullickson 1	Gullickson *35	Tanana 90	Tanana 91
			Haas 1			
1993	Henneman 24	Moore 4	Moore 3	Moore *35	Moore 89	Wells 139
1994	Henneman 8	Wells 5	Wells 1	Moore 27	Moore ^89	Belcher 76
1995	Henneman 18	Wells 3	Bergman 1	Moore 24	Moore 68	Lira 89
1996	Olson 8	Olivares 4	Lira 2	Lira 30	Williams 85	Lira 113
1997	Jones 31	Thompson 4	Olivares 2	Moehler 22	Thompson 66	Thompson 151
1998	Jones 28	Thompson 5	Moehler 3	Moehler 30	Thompson 79	Thompson 149
1999	Jones 30	Mlicki 2	Moehler 2	Blair 29	Mlicki 70	Mlicki 119
		Moehler 2				

YEARLY TIGERS LEADERS



Year	Saves	Complete Games	Shutouts	HR Allowed	Walks	Strikeouts
2000	Jones 42	Moehler 2	Sparks 1	Nomo 31	Nomo 89	Nomo 181
2001	Anderson 22	Weaver 2	Sparks *8	Lima 23	Weaver 68	Weaver 152
2002	Acevedo 28	Redman 3	Weaver 3	Sparks 23	Sparks 67	Redman 109
2003	German 5	Weaver 3	None	Maroth 34	Bonderman 58	Bonderman 108
2004	Mears 5	Cornejo 2	None	Maroth 30	Cornejo 58	Bonderman 168
2005	Urbina 21	Bonderman 2	Bonderman ^2	Robertson 30	Bonderman 73	Bonderman 145
2006	Rodney 9	Maroth 2	None	Maroth 30	Robertson 65	Bonderman 145
2007	Urbina 9	Bonderman 4	None	Robertson 29	Robertson 67	Bonderman 202
2008	Jones 37	Robertson 1	Verlander 1	Robertson 29	Robertson 67	Verlander 183
2009	Jones 18	Verlander 1	Verlander 1	Bonderman 23	Verlander 67	Verlander 163
2010	Rodney 37	Verlander 3	Verlander 1	Galarrraga 28	Verlander 70	Verlander *269
2011	Valverde 26	Verlander 4	Galarrraga 1	Bonderman 25	Verlander 71	Verlander 219
2012	Valverde *49	Verlander 4	Verlander 2	Scherzer 29	Penny 62	Verlander *250
2013	Valverde 35	Verlander *6	Fister 1	Scherzer 23	Scherzer 60	Verlander *239
2014	Benoit 24	Fister 1	Verlander 1	Scherzer 23	Scherzer 60	Verlander 240
2015	Nathan 35	Porcello 1	Verlander 1	Verlander 19	Verlander 75	Scherzer 252
2016	Soria 23	Price 3	Porcello *3	Porcello 18	Scherzer 18	Scherzer 138
2017	Rodriguez 44	Price 1	Sanchez 1	Sanchez 29	Simon 68	Price 138
2018	J. Wilson 13	Boyd 1	Verlander 1	Verlander 18	Simon 68	Price 138
2019	Greene 32	Fulmer 1	Verlander 1	Sanchez 30	Verlander 57	Verlander *254
2020	Greene 22	None	Boyd 1	Zimmermann 29	Verlander 67	Verlander 176
2021	Jimenez 5	None	None	Zimmermann 28	Liriano 73	Boyd 159
2022	Soto 18	None	None	Boyd 39	Turnbull 59	Boyd 238
				Boyd 15	Turnbull 29	Boyd 60
				Turnbull 1	Skubal 47	Skubal 164
				Skubal 35	Skubal 47	Skubal 164
				Alexander 18	Hutchison 42	Skubal 117

HISTORY & RECORDS

TIGERS WITH 100-OR-MORE RUNS SCORED

1901 Jimmy Barrett 110	1924 Ty Cobb 115	Charlie Gehringer 133	1985 Lou Whitaker 102
Doc Casey 105	Harry Heilmann 107	Pete Fox 116	1986 Alan Trammell 107
1907 Sam Crawford 102	1925 Al Wingo 104	Gee Walker 105	1987 Lou Whitaker 110
Davy Jones 101	1927 Charlie Gehringer 110	1938 Hank Greenberg 144	Alan Trammell 109
1908 Matty McIntyre 105	Harry Heilmann 106	Charlie Gehringer 133	1990 Cecil Fielder 104
Sam Crawford 102	Heinie Manush 102	1939 Barney McCosky 120	1991 Cecil Fielder 102
1909 Ty Cobb 116	1928 Charlie Gehringer 108	Hank Greenberg 112	1992 Tony Phillips 114
Donie Bush 114	1929 Charlie Gehringer 131	1940 Hank Greenberg 129	1993 Tony Phillips 113
1910 Ty Cobb 106	Roy Johnson 128	Barney McCosky 123	1997 Brian Hunter 112
1911 Ty Cobb 147	Dale Alexander 110	Charlie Gehringer 108	Tony Clark 105
Donie Bush 126	1930 Charlie Gehringer 144	Rudy York 105	2000 Bobby Higginson 104
Sam Crawford 109	1931 Roy Johnson 107	1946 Eddie Lake 105	2006 Carlos Guillen 100
1912 Ty Cobb 120	1932 Charlie Gehringer 112	1950 George Kell 114	2007 Curtis Granderson 122
Donie Bush 107	John Stone 106	Johnny Lipon 104	Magglio Ordonez 117
1915 Ty Cobb 144	1933 Charlie Gehringer 103	Jerry Priddy 104	Gary Sheffield 107
Ossie Vitt 116	1934 Charlie Gehringer 134	Hoot Evers 100	Placido Polanco 105
1916 Ty Cobb 113	Hank Greenberg 118	1955 Al Kaline 121	2008 Curtis Granderson 112
1917 Donie Bush 112	Billy Rogell 114	Bill Tuttle 102	2010 Miguel Cabrera 111
Ty Cobb 107	Goose Goslin 106	Harvey Kuenn 101	Austin Jackson 103
1921 Ty Cobb 124	Pete Fox 101	1959 Eddie Yost 115	2011 Miguel Cabrera 111
Harry Heilmann 114	1935 Charlie Gehringer 123	1961 Rocky Colavito 129	2012 Miguel Cabrera 109
Bobby Veach 110	Hank Greenberg 121	Norm Cash 119	Austin Jackson 103
Lu Blue 103	Pete Fox 116	Al Kaline 116	2013 Miguel Cabrera 103
1922 Lu Blue 131	1936 Charlie Gehringer 144	1977 Ron LeFlore 100	2014 Miguel Cabrera 101
1923 Harry Heilmann 121	Goose Goslin 122	1978 Ron LeFlore 126	Ian Kinsler 100
Ty Cobb 103	Gee Walker 105	1979 Ron LeFlore 110	2016 Ian Kinsler 117
Lu Blue 100	1937 Hank Greenberg 137	1980 Alan Trammell 107	



YEARLY TIGERS LEADERS

TIGERS WITH 200-OR-MORE HITS

1907	Ty Cobb	212	Bobby Veach	202	1935	Hank Greenberg	201	1953	Harvey Kuenn	209	
1909	Ty Cobb	216	1923	Harry Heilmann	211	1935	Hank Greenberg	203	1954	Harvey Kuenn	201
1911	Ty Cobb	248	1924	Ty Cobb	211		Charlie Gehringer	201	1955	Al Kaline	200
	Sam Crawford	217	1925	Harry Heilmann	225	1936	Charlie Gehringer	227	1977	Ron LeFlore	212
1912	Ty Cobb	226	1927	Harry Heilmann	201	1937	Gee Walker	213	1983	Lou Whitaker	206
1915	Ty Cobb	208	1929	Dale Alexander	215		Charlie Gehringer	209	1987	Alan Trammell	205
1916	Ty Cobb	201		Charlie Gehringer	215		Pete Fox	208	2007	Magglio Ordoñez	216
1917	Ty Cobb	225		Roy Johnson	201		Hank Greenberg	200		Piccolo Polanco	200
1921	Harry Heilmann	237	1930	Charlie Gehringer	201	1940	Barney McCosky	200	2012	Miguel Cabrera	205
	Bobby Veach	207	1933	Charlie Gehringer	204	1943	Dick Wakefield	200			
1922	Ty Cobb	211	1934	Charlie Gehringer	214	1950	George Kell	218			

TIGERS WITH 40-OR-MORE DOUBLES

1911	Ty Cobb	47	1927	Harry Heilmann	50	1935	Hank Greenberg	46		Lou Whitaker	40
1915	Bobby Veach	40	1929	Charlie Gehringer	45	1936	Charlie Gehringer	60	2000	Deivi Cruz	46
1917	Ty Cobb	44		Roy Johnson	45		Gee Walker	55		Bobby Higginson	44
1919	Bobby Veach	45		Dale Alexander	43	1937	Hank Greenberg	49	2006	Carlos Guillen	41
1921	Harry Heilmann	43		Harry Heilmann	41		Gee Walker	42	2007	Magglio Ordoñez	54
	Bobby Veach	43	1930	Charlie Gehringer	47		Charlie Gehringer	40	2010	Miguel Cabrera	45
1922	Ty Cobb	42		Marty McManus	40	1939	Hank Greenberg	42	2011	Miguel Cabrera	48
1923	Ty Cobb	40	1931	Dale Alexander	47	1940	Hank Greenberg	50		Victor Martinez	40
	Harry Heilmann	44	1932	Charlie Gehringer	44		Rudy York	46	2012	Miguel Cabrera	40
1924	Harry Heilmann	45	1933	Charlie Gehringer	42	1950	George Kell	56	2014	Miguel Cabrera	52
1925	Harry Heilmann	40		Billy Rogell	42	1959	Harvey Kuenn	42		Ian Kinsler	40
	Frank O'Rourke	40	1934	Hank Greenberg	63	1961	Al Kaline	41	2018	Nicholas Castellanos	46
1926	Harry Heilmann	41		Charlie Gehringer	50	1983	Lance Parrish	42	2021	Jeimer Candelario	42

TIGERS WITH 20-OR-MORE HOME RUNS

1922	Harry Heilmann	21		Rocky Colavito	22		Lou Whitaker	21		Dean Palmer	29
1929	Dale Alexander	25	1964	Dick McAuliffe	24	1986	Darrell Evans	29		Juan Gonzalez	22
1930	Dale Alexander	20		Norm Cash	23		Kirk Gibson	28	2003	Dmitri Young	29
1934	Hank Greenberg	26		Don Demeter	22		Lance Parrish	22		Craig Monroe	23
1935	Hank Greenberg	36	1965	Norm Cash	30		Alan Trammell	21	2004	Carlos Pena	27
1936	Goose Goslin	24		Willie Horton	29		Darnell Coles	20		Carlos Guillen	20
1937	Hank Greenberg	40	1966	Norm Cash	32		Lou Whitaker	20	2005	Dmitri Young	21
	Rudy York	35		Al Kaline	29	1987	Darrell Evans	34		Craig Monroe	20
1938	Hank Greenberg	58		Willie Horton	27		Matt Nokes	32	2006	Craig Monroe	28
	Rudy York	33		Dick McAuliffe	23		Alan Trammell	28		Brandon Inge	27
	Charlie Gehringer	20	1967	Al Kaline	25		Kirk Gibson	24		Marcus Thames	26
1939	Hank Greenberg	33		Norm Cash	22		Chet Lemon	20		Magglio Ordoñez	24
	Rudy York	20		Dick McAuliffe	22	1988	Darrell Evans	22	2007	Magglio Ordoñez	28
1940	Hank Greenberg	41		Bill Freehan	20	1989	Lou Whitaker	28		Gary Sheffield	25
	Rudy York	33	1968	Willie Horton	36	1990	Cecil Fielder	51		Curtis Granderson	23
1941	Rudy York	27		Norm Cash	25	1991	Cecil Fielder	44		Carlos Guillen	21
1942	Rudy York	21		Bill Freehan	25		Mickey Tettleton	31	2008	Miguel Cabrera	37
1943	Rudy York	34		Jim Northrup	21		Rob Deer	25		Marcus Thames	25
1946	Hank Greenberg	44	1969	Willie Horton	28		Lou Whitaker	23		Curtis Granderson	22
1947	Roy Cullenbine	24		Jim Northrup	25		Travis Fryman	21		Magglio Ordoñez	21
1948	Pat Mullin	23		Norm Cash	22	1992	Cecil Fielder	35	2009	Miguel Cabrera	34
1949	Vic Wertz	20		Al Kaline	21		Mickey Tettleton	32		Curtis Granderson	30
1950	Vic Wertz	27	1970	Jim Northrup	24		Rob Deer	32		Brandon Inge	27
	Hoot Evers	21	1971	Norm Cash	32		Travis Fryman	20	2010	Miguel Cabrera	38
1951	Vic Wertz	27		Willie Horton	22	1993	Mickey Tettleton	32	2011	Miguel Cabrera	30
1952	Walt Dropo*	23		Bill Freehan	21		Cecil Fielder	30		Jhonny Peralta	21
1953	Ray Boone**	22	1972	Norm Cash	22		Travis Fryman	22	2012	Miguel Cabrera	44
1954	Ray Boone	20	1975	Willie Horton	25	1994	Cecil Fielder	28		Prince Fielder	30
1955	Al Kaline	27	1977	Jason Thompson	31		Kirk Gibson	23	2013	Miguel Cabrera	44
	Ray Boone	20		Rusty Staub	22	1995	Cecil Fielder	31		Prince Fielder	25
1956	Charlie Maxwell	28		Ben Oglivie	21		Chad Curtis	27	2014	Victor Martinez	32
	Al Kaline	27	1978	Jason Thompson	26	1996	Tony Clark	21		Miguel Cabrera	25
	Ray Boone	25		Rusty Staub	24		Bobby Higginson	26		J.D. Martinez	33
1957	Charlie Maxwell	24	1979	Steve Kemp	26		Cecil Fielder^	26	2015	J.D. Martinez	28
	Al Kaline	23		Champ Summers	20		Melvin Nieves	24	2016	Miguel Cabrera	38
1958	Gail Harris	20		Jason Thompson	20		Travis Fryman	22		Justin Upton	31
1959	Charlie Maxwell	31	1980	Lance Parrish	24	1997	Tony Clark	32		Ian Kinsler	28
	Al Kaline	27		Steve Kemp	21		Bobby Higginson	27		Victor Martinez	27
	Eddie Yost	21	1982	Lance Parrish	32		Damion Easley	22		J.D. Martinez	22
1960	Rocky Colavito	35		Larry Herndon	23		Travis Fryman	22	2017	Justin Upton&	28
	Charlie Maxwell	24	1983	Lance Parrish	27		Melvin Nieves	20		Nicholas Castellanos	26
1961	Rocky Colavito	45		Chet Lemon	24	1998	Tony Clark	34		Ian Kinsler	22
	Norm Cash	41		Larry Herndon	20		Damion Easley	27	2018	Nicholas Castellanos	23
1962	Norm Cash	39	1984	Lance Parrish	33		Bobby Higginson	25	2021	Robbie Grossman	23
	Rocky Colavito	37		Kirk Gibson	27		Luis Gonzalez	23		Eric Haase	22
	Al Kaline	29		Chet Lemon	20	1999	Dean Palmer	38		Jonathan Schoop	22
	Chico Fernandez	20	1985	Darrell Evans	40		Tony Clark	31			
1963	Al Kaline	27		Kirk Gibson	29		Damion Easley	20			
	Norm Cash	26		Lance Parrish	28	2000	Bobby Higginson	30			

* Also hit 6 HR for BOS; **Also hit 4 HR for CLE; ^ Also hit 13 HR for NYY; & Also hit 7 HR for LAA; (HR with other clubs not included in totals)

YEARLY TIGERS LEADERS



TIGERS WITH 100-OR-MORE RBI

1907	Ty Cobb	116	1930	Dale Alexander	135	1950	Vic Wertz	123	1999	Damon Easley	100
1908	Ty Cobb	101	1932	John Stone	108		Hoot Evers	103	2000	Dean Palmer	100
1909	Ty Cobb	107		Charlie Gehringer	107		George Kell	101		Bobby Higginson	102
1910	Sam Crawford	120	1933	Charlie Gehringer	105	1955	Ray Boone	116		Dean Palmer	102
1911	Ty Cobb	144	1934	Hank Greenberg	139		Al Kaline	102	2006	Magglio Ordoñez	104
	Sam Crawford	115		Charlie Gehringer	127	1956	Al Kaline	128	2007	Magglio Ordoñez	139
1912	Sam Crawford	109		Billy Rogell	100	1961	Rocky Colavito	140		Carlos Guillen	102
1914	Sam Crawford	104		Goose Goslin	100		Norm Cash	132	2008	Miguel Cabrera	127
1915	Sam Crawford	112	1935	Hank Greenberg	170	1962	Rocky Colavito	112		Magglio Ordoñez	103
	Bobby Veach	112		Goose Goslin	109	1963	Al Kaline	101	2009	Miguel Cabrera	103
1917	Bobby Veach	103		Charlie Gehringer	108	1965	Willie Horton	104	2010	Miguel Cabrera	126
	Ty Cobb	102	1936	Goose Goslin	125	1966	Willie Horton	100	2011	Miguel Cabrera	105
1919	Bobby Veach	101		Charlie Gehringer	116	1977	Jason Thompson	105		Victor Martinez	103
1920	Bobby Veach	113		Al Simmons	112		Rusty Staub	105	2012	Miguel Cabrera	139
1921	Harry Heilmann	139		Marv Owen	105	1978	Rusty Staub	121		Prince Fielder	108
	Bobby Veach	128	1937	Hank Greenberg	183	1979	Steve Kemp	105	2013	Miguel Cabrera	137
	Ty Cobb	101		Gee Walker	113	1980	Steve Kemp	107		Prince Fielder	106
1922	Bobby Veach	126		Rudy York	103	1983	Lance Parrish	114	2014	Miguel Cabrera	109
1923	Harry Heilmann	115	1938	Hank Greenberg	146	1987	Alan Trammell	105		Victor Martinez	103
1924	Harry Heilmann	113		Rudy York	127	1990	Cecil Fielder	132	2015	J.D. Martinez	102
1925	Harry Heilmann	133		Charlie Gehringer	107	1991	Cecil Fielder	133	2016	Miguel Cabrera	108
	Ty Cobb	102	1939	Hank Greenberg	112	1992	Cecil Fielder	124	2017	Nicholas Castellanos	101
1926	Harry Heilmann	103	1940	Hank Greenberg	150	1993	Cecil Fielder	117			
1927	Harry Heilmann	120		Rudy York	134		Mickey Tettleton	110			
	Bob Fothergill	114	1941	Rudy York	111	1996	Travis Fryman	100			
1928	Harry Heilmann	107	1943	Rudy York	118	1997	Tony Clark	117			
1929	Dale Alexander	137	1946	Hank Greenberg	127		Travis Fryman	102			
	Harry Heilmann	120	1948	Hoot Evers	103		Bobby Higginson	101			
	Charlie Gehringer	106	1949	Vic Wertz	133	1998	Tony Clark	103			

TIGERS STEALING 20-OR-MORE BASES

1901	Ducky Holmes	35		Tom Jones	22		Bobby Veach	21	1984	Kirk Gibson	29
	Doc Casey	34		Sam Crawford	20	1918	Ty Cobb	34	1985	Kirk Gibson	30
	Kid Gleason	32	1911	Ty Cobb	83		Bobby Veach	21	1986	Kirk Gibson	34
	Jimmy Barrett	26		Donie Bush	40	1919	Ty Cobb	28		Dave Collins	27
	Kid Elberfeld	24		Sam Crawford	37		Donie Bush	22		Alan Trammell	25
1902	Jimmy Barrett	24		George Moriarty	28	1921	Ty Cobb	22	1987	Kirk Gibson	26
	Doc Casey	22		Davy Jones	25	1924	Ty Cobb	23		Alan Trammell	21
	Dick Harley	20		Delos Drake	20	1927	Johnny Neun	22	1988	Gary Pettis	44
1903	Jimmy Barrett	27	1912	Ty Cobb	61		Jack Tavener	20	1989	Gary Pettis	43
1904	Sam Crawford	20		Sam Crawford	41	1928	Harry Rice	20	1991	Milt Cuyler	41
1905	Sam Crawford	22		Donie Bush	35	1929	Charlie Gehringer	27	1995	Chad Curtis	27
1906	Bill Coughlin	31		Baldy Louden	28		Roy Johnson	20	1996	Kimera Barteo	20
	Germany Schaefer	31		George Moriarty	27	1930	Marty McManus	23	1997	Brian Hunter	74
	Matty McIntyre	29	1913	Ty Cobb	52	1931	Roy Johnson	33		Damon Easley	28
	Sam Crawford	24		Donie Bush	44	1932	Gee Walker	30	1998	Brian Hunter	42
	Ty Cobb	23		George Moriarty	33	1933	Gee Walker	26	1999	Juan Encarnacion	33
	Davy Jones	21		Bobby Veach	22	1934	Jo Jo White	28	2001	Roger Cedeno	55
1907	Ty Cobb	49	1914	Ty Cobb	35		Pete Fox	25		Jose Macias	21
	Davy Jones	30		Donie Bush	35		Gee Walker	20		Bobby Higginson	20
	Germany Schaefer	21		George Moriarty	34	1937	Gee Walker	23	2003	Alex Sanchez*	44
	Claude Rossman	20		Sam Crawford	25	1939	Pete Fox	23	2005	Nook Logan	23
1908	Germany Schaefer	40		George Burns	23		Barney McCosky	20	2006	Carlos Guillen	20
	Ty Cobb	39	1915	Ty Cobb	20	1961	Jake Wood	30	2007	Curtis Granderson	26
	Matty McIntyre	20		Donie Bush	96	1962	Jake Wood	23		Gary Sheffield	22
1909	Ty Cobb	76		Oscar Vitt	26	1974	Ron LeFlore	23	2009	Curtis Granderson	20
	Donie Bush	53		Sam Crawford	24	1975	Ron LeFlore	28	2010	Austin Jackson	27
	George Moriarty	34		Ty Cobb	68	1976	Ron LeFlore	58	2011	Austin Jackson	22
	Sam Crawford	30	1916	Ty Cobb	68	1977	Ron LeFlore	39	2012	Quintin Berry	21
1910	Ty Cobb	65		Bobby Veach	24	1978	Ron LeFlore	68	2014	Rajai Davis	36
	Donie Bush	49		Ralph Young	20	1979	Ron LeFlore	78	2015	Anthony Gose	23
	George Moriarty	33	1917	Ty Cobb	55		Lou Whitaker	20	2021	Robbie Grossman	20
	Davy Jones	25		Donie Bush	34	1983	Alan Trammell	30			

*Also stole 8 bases with MIL (SB with other clubs not included in totals)

TIGERS PITCHERS WINNING 20-OR-MORE GAMES

1901	Roscoe Miller	23-13	1915	Hooks Daus	24-13	1944	Hal Newhouser	29-9	1969	Denny McLain	24-9
1905	Ed Killian	23-14		Harry Coveleski	22-13		Dizzy Trout	27-14	1971	Mickey Lolich	25-14
	George Mullen	21-21	1916	Harry Coveleski	21-11	1945	Hal Newhouser	25-9		Joe Coleman	20-9
1906	George Mullen	21-18	1919	Hooks Daus	21-9	1946	Hal Newhouser	26-9	1972	Mickey Lolich	22-14
1907	Bill Donovan	25-4	1923	Hooks Daus	21-13	1948	Hal Newhouser	21-12	1973	Joe Coleman	23-15
	Ed Killian	25-13	1934	Schoolboy Rowe	24-8	1956	Frank Lary	21-13	1983	Jack Morris	20-13
	George Mullen	20-20		Tommy Bridges	22-11		Billy Hoft	20-14	1986	Jack Morris	21-8
1908	Ed Summers	24-12	1935	Tommy Bridges	21-10	1957	Jim Bunning	20-8	1991	Bill Gullickson	20-9
1909	George Mullen	29-9	1936	Tommy Bridges	23-11	1961	Frank Lary	23-9	2011	Justin Verlander	24-5
	Ed Willett	21-10	1939	Bobo Newsom	20-11	1966	Denny McLain	20-14	2013	Max Scherzer	21-3
1910	George Mullen	21-12	1940	Bobo Newsom	21-5	1967	Earl Wilson	22-11			
1914	Harry Coveleski	22-12	1943	Dizzy Trout	20-12	1968	Denny McLain	31-6			



TIGERS STATISTICAL LEADERS

TIGERS PITCHERS WITH 20-OR-MORE SAVES

1970 Tom Timmerman 27	1990 Mike Henneman 22	2002 Juan Acevedo 28	2014 Joe Nathan 35
1971 Fred Scherman 20	1991 Mike Henneman 21	2004 Ugueth Urbina 21	2015 Joakim Soria 23
1973 John Hiller 38	1992 Mike Henneman 24	2006 Todd Jones 37	2016 Francisco Rodriguez 44
1979 Aurelio Lopez 21	1993 Mike Henneman 24	2007 Todd Jones 38	2018 Shane Greene 32
1980 Aurelio Lopez 21	1997 Todd Jones 31	2009 Fernando Rodney 37	2019 Shane Greene 32
1984 Guillermo Hernandez 32	1998 Todd Jones 28	2010 Jose Valverde 26	2022 Gregory Soto 20
1985 Guillermo Hernandez 31	1999 Todd Jones 30	2011 Jose Valverde 49	
1986 Guillermo Hernandez 24	2000 Todd Jones 42	2012 Jose Valverde 35	
1988 Mike Henneman 22	2001 Matt Anderson 22	2013 Joaquin Benoit 24	

TIGERS PITCHERS WITH 200-OR-MORE STRIKEOUTS

1945 Hal Newhouser 212	1971 Mickey Lolich 308	1986 Jack Morris 223	2013 Max Scherzer 240
1946 Hal Newhouser 275	Joe Coleman 236	1987 Jack Morris 208	Justin Verlander 217
1959 Jim Bunning 201	1972 Mickey Lolich 250	2006 Jeremy Bonderman 202	Anibal Sanchez 202
1960 Jim Bunning 201	Joe Coleman 222	2009 Justin Verlander 269	2014 Max Scherzer 252
1965 Mickey Lolich 226	1973 Mickey Lolich 214	2010 Justin Verlander 219	Justin Verlander 254
1968 Denny McLain 280	Joe Coleman 202	2011 Justin Verlander 250	2016 Matthew Boyd 238
1969 Mickey Lolich 271	1974 Mickey Lolich 202	2012 Justin Verlander 239	
1970 Mickey Lolich 230	1983 Jack Morris 232	Max Scherzer 231	

TIGERS LEAGUE LEADERS

AMERICAN LEAGUE BATTING CHAMPIONS

1907 Ty Cobb .350	1913 Ty Cobb .390	1921 Harry Heilmann .394	1949 George Kell .343	2012 Miguel Cabrera .330
1908 Ty Cobb .324	1914 Ty Cobb .368	1923 Harry Heilmann .403	1955 Al Kaline .340	2013 Miguel Cabrera .348
1909 Ty Cobb .377	1915 Ty Cobb .369	1925 Harry Heilmann .393	1959 Harvey Kuenn .353	2015 Miguel Cabrera .338
1910 Ty Cobb .385	1917 Ty Cobb .383	1926 Heinie Manush .378	1961 Norm Cash .361	
1911 Ty Cobb .420	1918 Ty Cobb .382	1927 Harry Heilmann .398	2007 Magglio Ordoñez .363	
1912 Ty Cobb .410	1919 Ty Cobb .384	1937 Charlie Gehringer .371	2011 Miguel Cabrera .344	

AMERICAN LEAGUE HOME RUN CHAMPIONS

1908 Sam Crawford 7	1938 Hank Greenberg 58	1946 Hank Greenberg 44	1990 Cecil Fielder 51	2008 Miguel Cabrera 37
1909 Ty Cobb 9	1940 Hank Greenberg 41	1985 Darrell Evans 40	1991 Cecil Fielder *44	2012 Miguel Cabrera 44
1935 Hank Greenberg *36	1943 Rudy York 34			

AMERICAN LEAGUE RBI CHAMPIONS

1907 Ty Cobb 116	1914 Sam Crawford 104	1935 Hank Greenberg 170	1946 Hank Greenberg 127	1992 Cecil Fielder 124
1908 Ty Cobb 101	1915 Sam Crawford *112	1937 Hank Greenberg 183	1955 Ray Boone *116	2010 Miguel Cabrera 126
1909 Ty Cobb 107	Bobby Veach *112	1940 Hank Greenberg 150	1990 Cecil Fielder 132	2012 Miguel Cabrera 139
1910 Sam Crawford 120	1917 Bobby Veach 103	1943 Rudy York 118	1991 Cecil Fielder 133	
1911 Ty Cobb 144	1918 Bobby Veach 78			

AMERICAN LEAGUE VICTORY LEADERS

1909 George Mullin 29	1945 Hal Newhouser 25	1957 Jim Bunning *20	1971 Mickey Lolich 25	2011 Justin Verlander 24
1936 Tommy Bridges 23	1946 Hal Newhouser *26	1967 Earl Wilson *22	1981 Jack Morris *14	2013 Max Scherzer 21
1943 Dizzy Trout *20	1948 Hal Newhouser 21	1968 Denny McLain 31	1991 Bill Gullickson *20	2014 Max Scherzer *18
1944 Hal Newhouser 29	1956 Frank Lary 21	1969 Denny McLain 24	2009 Justin Verlander *19	

AMERICAN LEAGUE ERA CHAMPIONS

1944 Dizzy Trout 2.12	1946 Hal Newhouser 1.94	1976 Mark Fidrych 2.34	2011 Justin Verlander 2.40	2013 Anibal Sanchez 2.57
1945 Hal Newhouser 1.81	1962 Hank Aguirre 2.21			

AMERICAN LEAGUE STRIKEOUT LEADERS

1935 Tommy Bridges 163	1945 Hal Newhouser 212	1960 Jim Bunning 201	2009 Justin Verlander 269	2012 Justin Verlander 239
1936 Tommy Bridges 175	1949 Virgil Trucks 153	1971 Mickey Lolich 308	2011 Justin Verlander 250	2016 Justin Verlander 254
1944 Hal Newhouser 187	1959 Jim Bunning 201	1983 Jack Morris 232		

*Tied for league lead

TRIPLE CROWN WINNERS

Ty Cobb • 1909 **.377 BA, 9 HR, 107 RBI**

Batting average, home runs and RBI led the Major Leagues. Also led the Majors with 216 hits, a .517 slugging percentage, 296 total bases and 76 stolen bases. Became the second American League player and fifth overall to win the Triple Crown.

Miguel Cabrera • 2012 **.330 BA, 44 HR, 139 RBI**

Batting average, home runs and RBI led the Major Leagues. Also led the Majors with 84 extra-base hits and 377 total bases. Became the ninth American League player and 12th player in Major League history to win the Triple Crown.

Hal Newhouser • 1945 **25 Wins, 1.81 ERA, 212 Strikeouts**

Wins, ERA and strikeouts led the Major Leagues. Also led the Majors with 29 complete games, eight shutouts and 313.1 innings pitched. Became the sixth American League pitcher to win the Triple Crown.

Justin Verlander • 2011 **24 Wins, 2.40 ERA, 250 Strikeouts**

Wins, ERA and strikeouts led the Major Leagues. Also led the Majors with 251.0 innings pitched. Became the 10th American League pitcher to win the Triple Crown.

TIGERS ATTENDANCE



YEARLY ATTENDANCE TOTALS, 1959-2022

Season	Home (Dates)	Home Avg.	Road (Dates)	Road Avg.	Total
1959	1,221,221 (74)	16,502	1,048,287 (72)	14,559	2,269,508
1960	1,167,669 (66)	17,691	1,069,673 (68)	15,730	2,237,342
1961	1,600,710 (62)	25,817	1,218,710 (76)	16,035	2,819,420
1962	1,207,881 (74)	16,322	1,060,976 (76)	13,960	2,268,857
1963	821,952 (71)	11,576	863,707 (74)	11,671	1,685,659
1964	816,139 (65)	12,555	882,254 (71)	12,426	1,698,393
1965	1,029,645 (67)	15,367	782,974 (71)	11,027	1,812,619
1966	1,124,293 (70)	16,061	1,079,938 (71)	15,210	2,204,231
1967	1,447,143 (67)	21,599	1,139,121 (69)	16,509	2,586,264
1968	2,031,847 (73)	27,833	1,351,605 (73)	18,515	3,383,452
1969	1,577,481 (77)	20,486	1,104,752 (74)	14,929	2,682,233
1970	1,501,293 (75)	20,017	1,105,797 (77)	14,631	2,607,090
1971	1,591,073 (77)	20,663	1,072,883 (74)	14,498	2,663,956
1972	1,892,386 (74)	25,572	1,061,515 (69)	15,384	2,953,901
1973	1,724,146 (78)	22,104	1,308,188 (77)	16,989	3,032,334
1974	1,243,080 (75)	16,574	1,048,341 (78)	13,440	2,291,421
1975	1,058,836 (74)	14,308	932,102 (72)	12,945	1,990,938
1976	1,467,020 (74)	19,824	1,308,570 (76)	17,218	2,775,590
1977	1,359,856 (75)	18,131	1,435,750 (73)	19,667	2,795,606
1978	1,714,893 (76)	22,564	1,426,249 (75)	19,016	3,141,142
1979	1,630,929 (75)	21,745	1,548,897 (73)	21,217	3,179,826
1980	1,785,293 (76)	23,490	1,446,946 (76)	19,038	3,232,239
1981	1,149,144 (54)	21,527	858,009 (53)	16,188	2,007,153
1982	1,636,058 (76)	21,527	1,610,612 (75)	21,474	3,246,670
1983	1,829,636 (76)	24,074	1,793,315 (76)	23,596	3,622,951
1984	2,704,794 (76)	35,589	2,160,289 (77)	28,055	4,865,083
1985	2,286,609 (79)	28,944	1,985,780 (79)	25,136	4,272,389
1986	1,899,437 (77)	24,668	1,821,142 (80)	22,764	3,720,579
1987	2,061,830 (80)	25,772	2,018,317 (79)	25,548	4,080,147
1988	2,081,162 (79)	26,343	2,247,436 (80)	28,092	4,328,598
1989	1,543,656 (79)	19,539	2,165,594 (80)	27,069	3,709,250
1990	1,495,785 (80)	18,697	2,134,797 (81)	26,355	3,630,582
1991	1,641,661 (80)	20,520	2,396,528 (79)	30,335	4,038,189
1992	1,423,963 (78)	18,255	2,325,797 (80)	29,072	3,749,760
1993	1,971,421 (81)	24,338	2,387,312 (78)	30,606	4,358,733
1994	1,184,783 (57)	20,785	1,801,889 (55)	32,761	2,986,672
1995	1,180,979 (71)	16,633	1,879,779 (71)	26,475	3,060,758
1996	1,168,610 (81)	14,427	2,074,472 (80)	25,930	3,243,082
1997	1,365,157 (79)	17,280	2,202,386 (80)	27,529	3,567,543
1998	1,409,391 (79)	17,840	2,128,990 (79)	26,949	3,538,381
1999	2,026,441 (81)	25,018	2,156,145 (80)	26,952	4,182,586
2000	2,533,752 (81)	31,281	2,110,536 (81)	26,056	4,644,288
2001	1,921,305 (81)	24,016	2,213,272 (81)	27,666	4,134,577
2002	1,503,623 (80)	18,795	2,033,451 (81)	25,104	3,537,074
2003	1,368,245 (80)	17,103	1,960,621 (81)	24,205	3,328,866
2004	1,917,004 (80)	23,963	2,188,739 (80)	27,359	4,105,743
2005	2,024,485 (80)	25,306	2,081,872 (79)	26,353	4,106,357
2006	2,595,937 (81)	32,049	2,364,269 (81)	29,189	4,960,206
2007	3,047,139 (81)	37,619	2,498,851 (81)	30,850	5,545,990
2008	3,202,645 (81)	39,539	2,344,660 (80)	29,308	5,547,305
2009	2,567,185 (81)	31,694	2,429,043 (82)	29,622	4,996,228
2010	2,461,237 (81)	30,386	2,346,491 (79)	29,702	4,807,728
2011	2,642,045 (81)	32,618	2,237,967 (81)	27,629	4,880,012
2012	3,028,033 (81)	37,383	2,473,687 (81)	30,539	5,501,720
2013	3,083,397 (81)	38,067	2,269,944 (81)	28,024	5,353,341
2014	2,917,209 (81)	36,015	2,332,847 (81)	28,801	5,250,056
2015	2,726,048 (81)	33,655	2,347,842 (79)	29,720	5,073,890
2016	2,493,859 (80)	31,173	2,293,425 (81)	28,314	4,787,284
2017	2,321,599 (81)	28,662	2,138,026 (80)	26,725	4,459,625
2018	1,856,970 (80)	23,212	2,092,634 (80)	26,158	3,949,604
2019	1,501,430 (80)	18,768	1,961,280 (79)	24,826	3,462,710
2021	1,102,621 (81)	13,613	1,292,408 (79)	16,360	2,395,029
2022	1,575,544 (80)	19,694	1,827,580 (77)	23,735	3,403,124



TIGERS ATTENDANCE

TIGERS ATTENDANCE RECORDS

Category	Date	Total	Note
Season Total	2008	5,547,305	Finished 5th in AL Central
Home	2008	3,202,645	Finished 5th in AL Central
Road	2007	2,498,851	Finished 2nd in AL Central
Opening Day	4/6/1971	54,089	vs. Cleveland
Single Game	9/26/1948	57,888	vs. Cleveland
Night Game	8/9/1948	56,586	vs. Cleveland
Smallest Single Game	9/24/1928	404	vs. Boston
Smallest Night Game	8/20/1964	2,173	vs. Los Angeles (AL)
Doubleheader	7/20/1947	58,369	vs. New York (AL)
Tw-Night Doubleheader	6/27/1961	57,271	vs. Cleveland
ALDS Game	10/7/2013	43,973	vs. Oakland
ALCS Game	10/5/1984	52,188	vs. Kansas City
World Series Game	10/6/1940	55,189	vs. Cincinnati
All-Star Game	7/8/1941	54,674	AL 7, NL 5

TOP 10 CROWDS - COMERICA PARK

Rank	Total	Date	Opponent
1	45,280	7/26/2008	Chicago (AL)
2	45,068	3/31/2014	Kansas City
3	45,051	4/5/2013	New York (AL)
4	45,049	4/8/2016	New York (AL)
5	45,030	4/6/2015	Minnesota
6	45,027	4/5/2012	Boston
7	45,010	4/9/2010	Cleveland
8	44,934	3/31/2008	Kansas City
9	44,846	9/24/2011	Baltimore
10	44,799	4/8/2011	Kansas City

TOP 10 CROWDS - TIGER STADIUM

Rank	Total	Date	Opponent
1	58,369	7/20/1947	New York (AL) (dh)
2	57,888	9/26/1948	Cleveland
3	57,271	6/27/1961	Chicago (AL) (tn)
4	57,235	8/18/1946	St. Louis (dh)
5	57,149	4/28/1946	Cleveland
6	57,130	5/19/1946	Boston (dh)
7	56,787	6/8/1947	Boston
8	56,586	8/9/1948	Cleveland (n)
9	56,548	9/16/1950	New York (AL)
10	56,367	5/30/1947	St. Louis (dh)

ATTENDANCE RECORDS BY OPPONENT

Opponent	Total	At Home		Note	Total	On the Road	
		Date	Note			Date	Note
Arizona	43,163	6/25/2011	SAT/N**	48,804	5/17/2008	SUN	
Atlanta	42,881	4/27/2013	N**	51,220	10/2/2016	N	
Baltimore	53,959	7/12/1970	DH	51,764	6/10/1984	DH	
Boston	57,130	5/19/1946	DH	46,995	8/19/1934	DH	
Chicago (AL)	57,271	6/27/1961	TN	47,795	7/12/1979	TN	
Chicago (NL)	42,332	6/25/2009	**	42,292	6/14/2012		
Cincinnati	43,128	5/20/2006	SAT/N**	42,443	6/9/2012	SAT	
Cleveland	57,888	9/26/1948	SUN	78,187	7/2/1950	SUN	
Colorado	42,811	8/2/2014	SAT/N**	49,015	6/19/2011	SUN	
Houston	40,315	5/15/2013	**	41,177	7/17/1999	SAT	
Kansas City	51,041	7/9/1976	N	41,251	8/5/1985	N	
Los Angeles (AL)	52,682	6/14/1970	SUN	59,502	6/8/1991	SUN	
Los Angeles (NL)	42,348	6/14/2008	SAT**	53,231	4/8/2014	N	
Miami	38,524	6/12/2004	SAT/N**	36,911	4/5/2016	OD	
Milwaukee	51,473	4/7/1989	OD	54,630	7/6/1979	N	
Minnesota	52,622	6/17/1973	SUN	54,088	10/6/2009		
New York (AL)	58,404	8/22/1943	SUN/DH	79,000	8/14/1934	DH	
New York (NL)	42,364	6/9/2007	SAT/N	40,691	5/25/2019	SAT	
Oakland	53,565	7/25/1971	DH	53,498	4/3/2000	OD	
Philadelphia	42,317	7/26/2013	FRI/N**	45,537	6/17/2007	SUN	
Pittsburgh	42,953	5/19/2012	SAT**	39,933	4/13/2015	HO	
St. Louis	44,446	6/24/2008	N**	47,716	6/12/1999	SAT/N	
San Diego	24,669	7/27/2022	**	42,182	4/12/2014	SAT/N	
San Francisco	38,983	7/2/2011	SAT/N**	41,554	6/6/2003	FRI/N	
Seattle	44,207	5/27/1977	N	57,118	5/31/1997	SAT/N	
Tampa Bay	45,768	4/7/1998	HO	45,369	3/31/1998	OD	
Texas	51,504	4/12/1988	HO	48,303	8/11/2012	SAT/N	
Toronto	52,528	4/7/1978	OD	50,532	7/31/1993	SAT	
Washington	41,880	7/30/2013	N**	35,695	5/11/2016	N	

Notes: **-Comerica Park; DH-Doubleheader; TN-Twi-Night Doubleheader; N-Night Game; OD-Opening Day; HO-Home Opener

TIGERS ALL-TIME MANAGERS



MANAGERS

Years	Manager	Seasons	Games	W	L	Pct.
1901	George Stallings	1	135	74	61	.548
1902	Frank Dwyer	1	135	52	83	.385
1903-04	Ed Barrow	2	214	97	117	.453
1904*	Bobby Lowe	1	74	30	44	.405
1905-06	Bill Armour	2	302	150	152	.497
1907-20	Hughie Jennings	14	2103	1131	972	.538
1921-26	Ty Cobb	6	923	479	444	.519
1927-28	George Moriarty	2	207	150	157	.489
1929-33; 1955-56	Bucky Harris	7	1073	516	557	.481
1933*; 1938-42	Del Baker	6	675	358	317	.530
1934-38	Mickey Cochrane	5	710	413	297	.582
1943-48	Steve O'Neill	6	923	509	414	.551
1949-52	Red Rolfe	4	534	278	256	.521
1952-54	Fred Hutchinson	3	390	155	235	.397
1957-58	Jack Tighe	2	203	99	104	.488
1958*-59	Bill Norman	2	122	58	64	.475
1959-60	Jimmy Dykes	2	233	118	115	.506
1960*	Billy Hitchcock	1	1	1	0	1.000
1960	Joe Gordon	1	57	26	31	.456
1961-63	Bob Scheffing	3	383	210	173	.548
1963-66	Chuck Dressen	4	410	221	189	.539
1965*-66*	Bob Swift	2	99	56	43	.566
1966*	Frank Skaff	1	79	40	39	.506
1967-70	Mayo Smith	4	648	363	285	.560
1971-73	Billy Martin	3	461	253	208	.549
1973*	Joe Schultz	1	19	9	10	.474
1974-78	Ralph Houk	5	806	363	443	.450
1979	Les Moss	1	53	27	26	.509
1979*	Dick Tracewski	1	2	2	0	1.000
1979-95	Sparky Anderson	17	2579	1331	1248	.516
1996-98	Buddy Bell	3	461	184	277	.399
1998*-99	Larry Parrish	2	185	82	104	.441
2000-2002	Phil Garner	3	330	145	185	.439
2002	Luis Pujols	1	155	55	100	.355
2003-2005	Alan Trammell	3	486	186	300	.383
2006-2013	Jim Leyland	8	1297	700	597	.540
2014-2017	Brad Ausmus	4	646	314	332	.486
2018-2020	Ron Gardenhire	3	373	132	241	.354
2020*	Lloyd McClendon	1	8	2	6	.250
2021-	A.J. Hinch	2	324	143	181	.441

*interim

TIGERS ALL-TIME COACHES

MAJOR LEAGUE COACHES

Adair, Rick	1996-99	Durham, Leon	2017	Kress, Red	1946	Pico, Jeff	2018-20
Alout, Felipe	2002	Ens, Jewel	1932	Lamont, Gene	2006-17	Pinson, Vada	1985-91
Amezaga, Alfredo	2022-	Ezell, Glenn	1996	Landestoy, Rafael	2002	Pujols, Luis	2002
Anderson, Rick	2018-20	Ferrell, Rick	1950-53	Leiffield, Lefty	1927-28	Resinger, Grover	1969-70
Appling, Luke	1960	Ferrick, Tom	1960-63	Liddle, Steve	2018-19	Rettenmund, Merv	2002
Baker, Del	1933-38	Fetter, Chris	2021-	Lombard, George	2021-	Roarke, Mike	1965-66, 1970
Bartee, Kimera	2021	Fields, Bruce	2003-05	Lund, Don	1957-58	Rojas, Mike	2011-13
Bartell, Dick	1949-52	Fowler, Art	1971-73	Lyons, Ted	1949-53	Roof, Gene	1992-95
Belliard, Rafael	2006-13	Francia, Terry	1996	Madlock, Bill	2000-01	Rowe, Schoolboy	1954-55
Billmeyer, Mick	2014-17	Gehring, Charlie	1942	Matlack, Jon	1996	Sain, Johnny	1967-69
Blackburn, Wayne	1963-64	Gibson, Kirk	2003-05	Mansolino, Doug	2000-02	Samuel, Juan	1999-2005
Bosio, Chris	2018	Gladding, Fred	1976-78	Martin, Matt	2014-17	Santiago, Ramon	2018-22
Bresnahan, Roger	1930-31	Gordon, Joe	1956	McBride, George	1925-26	Schultz, Joe	1971-76
Bridges, Tommy	1946	Grammas, Alex	1980-91		1929	Shaughnessy, Shag	1912
Brinkman, Ed	1979	Grodzicki, Johnny	1979	McCautey, Steve	2002	Shea, Merv	1939-42
Brookens, Tom	2010-13	Hale, Chip	2021	McGuire, Deacon	1911-16	Shellenback, Jim	1946-47
Brown, Gates	1978-84	Hamilton, Steve	1975	McClendon, Lloyd	2006-13	Silvera, Charlie	1971-73
Burke, Jimmy	1914-17	Harrah, Toby	1998, 2012-13		2017-20	Skaff, Frank	1965-66, 1971
Carisch, Fred	1923-24	Hatfield, Fred	1977-78	Meyer, Benny	1928-30	Slaughter, Don	2006
Cavarretta, Phil	1961-63	Heffner, Don	1961	Melvin, Bob	2000	Sweeney, Bill	1947-48
Clark, Dave	2014-20	Hegan, Jim	1974-78	Melvin, Bing	1938-41	Swift, Bob	1953-54, 1963-66
Clark, Phil	2018-20	Henrich, Chuck	1958-59	Mills, Art	1944-48	Tighe, Jack	1942
Clark, Bob	2003-05	Hernandez, Tommy	2006-08	Moses, Wally	1967-70	Tracewski, Dick	1972-95
Coles, Darnell	1932	Herndon, Larry	1992-98	Muffett, Billy	1985-94	Trammell, Alan	1999
Consolo, Billy	2021-22	Hessman, Mike	2021-22	Mullin, Pat	1963-66	Treuel, Ralph	1995
Coolbaugh, Scott	1979-92	Hill, Perry	1997-99	Myatt, George	1962-63	Van Slyke, Andy	2006-09
Coombs, Jack	1920	Hitchcock, Billy	1955-60	Naragon, Hal	1967-69	Vavra, Joe	2018-20
Craig, Roger	1980-84	Hopp, Johnny	1954	Newhan, David	2015-16	Vincent, Al	1943-44
Cramer, Doc	1948	Howley, Dan	1919, 1921-22	Nieves, Juan	2021-	Vizquel, Omar	2014-17
Cruz Jr, Jose	2021	Hudlin, Willis	1957-59	O'Neill, Steve	1941	Warthen, Dan	1999-2002
Cuccinello, Tony	1967-68	Jones, Gary	2022-	Ott, Ed	2001-02	White, Jerry	1997-98
Davenport, Jim	1991	Jones, Jeff	1995, 1998-00, 2002, 2007-15	Overmire, Stubby	1963-66	White, Jo-Jo	1960
Deal, Cot	1973-74	Joyner, Wally	2014-16	Parrish, Lance	1999-2001, 2003-05	Whitmer, Dan	1992-94
Donovan, Bill	1918	Kelleher, Mick	2003-05	Perkins, Cy	1934-39	Williams, Otto	1925
Dubee, Rich	2016-17	Kendall, Fred	1996-98				
Dubuc, Jean	1930-31	Knapp, Rick	2009-11				



TIGERS ALL-TIME ROSTER

AMERICAN LEAGUE, 1901-2022

1,722 players have worn a Tigers uniform in a regular season game

— A —

Abbott, Glenn (RHP) 1983-84
 Aber, Al (LHP) 1953-57
 Acevedo, Juan (RHP) 2002
 Adams, Austin (RHP) 2019
 Adams, Bob (C) 1977
 Adduci, Jim (OF) 2017-18
 Aguirre, Hank (RHP) 1958-67
 Ahearne, Pat (LHP) 1995
 Ainsmith, Eddie (C) 1919-21
 Akers, Bill (IF) 1929-31
 Alburquerque, Al (RHP) 2011-15
 Alcántara, Sergio (INF) 2020
 Alcántara, Victor (RHP) 2017-19
 Aldred, Scott (LHP) 1990-92, 1996
 Alexander, Dale (IF/OF) 1929-32
 Alexander, Doyle (RHP) 1987-89
 Alexander, Tyler (LHP) 2019-
 Allanson, Andy (C) 1991
 Allen, Dusty (IF/OF) 2000
 Allen, Rod (OF) 1984
 Alten, Ernie (LHP) 1920
 Alusik, George (OF) 1958, 1961-62
 Alvarado, Luis (IF) 1977
 Alvarez, Gabe (IF) 1998-00
 Alvarez, Jose (LHP) 2013
 Alvarez, Ossie (IF) 1959
 Amoros, Sandy (OF) 1960
 Anderson, Bob (RHP) 1963
 Anderson, Josh (OF) 2009
 Anderson, Matt (RHP) 1998-2003
 Archer, Jimmy (C/IF) 1907
 Archie, George (IF) 1938
 Arndt, Harry (IF/OF) 1902
 Arroyo, Fernando (RHP) 1975, 1977-79
 Auken, Elden (RHP) 1933-38
 Ausmus, Brad (C) 1996, 1999-00
 Averill, Earl (OF) 1939-40
 Avery, Steve (LHP) 2003
 Aviles, Alex (C) 2009-15, 2017
 Aviles, Mike (IF) 2016
 Aybar, Erick (IF) 2016
 Ayers, Doc (RHP) 1919-21

— B —

Baddoo, Akil (OF) 2021-
Báez, Javier (IF) 2022-
 Baez, Sandy (RHP) 2018-19
 Bailey, Bill (LHP) 1918
 Bailey, Howard (LHP) 1981-83
 Bair, Doug (RHP) 1983-85
 Baker, Del (C) 1914-16
 Baker, Doug (IF) 1984-87
 Baker, Jeff (IF/OF) 2012
 Baker, Steve (RHP) 1978-79
 Bakso, Paul (C) 1998
 Baldwin, Billy (OF) 1975
 Balester, Collin (RHP) 2012
 Bando, Chris (C) 1988
 Barbato, Johnny (RHP) 2018
 Bare, Ray (RHP) 1975-77
 Barfoot, Clyde (RHP) 1926
 Barnes, Frank (LHP) 1929
 Barnes, Jacob (RHP) 2022
 Barnes, Sam (IF) 1921
 Barnes, Skeeter (IF/OF) 1991-94
 Barnhart, Tucker (C) 2022
 Barrett, Jimmy (OF) 1901-05
 Barte, Kimera (OF) 1996-99
 Bartell, Dick (IF) 1940-41
 Bashang, Al (OF) 1912
 Bassler, Johnny (C) 1921-27
 Batts, Matt (C) 1952-54
 Baumann, Paddy (IF/OF) 1911-14
 Baumgartner, Harry (RHP) 1920
 Baumgartner, John (IF) 1953
 Bautista, Danny (OF) 1993-96
 Bautista, Dennis (RHP) 2008
 Bautista, Jose (RHP) 1997
 Bazardo, Yorman (RHP) 2007-08
 Beamon, Trey (OF/DH) 1998
 Bean, Billy (OF) 1987-89
 Beane, Billy (OF) 1988
 Beard, Dave (RHP) 1989
 Bearden, Gene (LHP) 1951
 Beck, Erve (IF/OF) 1902
 Beck, Walter (RHP) 1944-4
 Beckendorf, Heime (C) 1909-10

Becker, Rich (OF) 2000
 Beckham, Gordon (IF) 2019
 Belardi, Wayne (IF) 1954-56
 Belcher, Tim (RHP) 1994
 Bell, Ebe (OF) 1939
 Bell, Chad (LHP) 2017-18
 Below, Duane (LHP) 2011-14
 Beltran, Francis (RHP) 2008
 Benoit, Joaquin (RHP) 2011-13
 Benton, Al (RHP) 1938-42, 1945-48
 Berberet, Lou (C) 1959-60
 Berenguer, Juan (RHP) 1982-85
 Bergman, Dave (IF) 1984-92
 Bergman, Sean (RHP) 1993-95
 Bernazard, Tony (IF) 1991
 Bernero, Adam (RHP) 2000-03
 Bero, Johnny (IF) 1948
 Berroa, Gerónimo (DH/OF) 1998
 Berry, Neil (IF) 1948-52
 Berry, Quintin (OF) 2012-13
 Bertoina, Renato (IF) 1953-58, 1961-62
 Betemit, Wilson (IF) 2011
 Beverlin, Jason (RHP) 2002
 Beville, Monte (C/IF) 1904
 Bilko, Steve (IF) 1960
 Billingham, Jack (RHP) 1978-80
 Billings, Josh (RHP) 1927-29
 Birrer, Babe (RHP) 1955
 Black, Bud (RHP) 1952, 1955-56
 Blair, Willie (RHP) 1997, 1999-2001
 Blessett, Ike (OF) 1972
 Blomdahl, Ben (RHP) 1995
 Bloodworth, Jimmy (IF) 1942-43, 1946
 Blue, Lu (IF/OF) 1921-27
 Bocachica, Hiram (IF/OF) 2002-03
 Bochtler, Doug (RHP) 1998
 Bockus, Randy (RHP) 1989
 Boehler, George (RHP) 1912-16
 Boesch, Brennan (OF) 2010-13
 Boesch, Joe (RHP) 1993-95
 Bogart, John (RHP) 1920
 Bohanon, Brian (LHP) 1995
 Boland, Bernie (RHP) 1915-20
 Bolling, Frank (IF) 1954, 1956-60
 Bolling, Milt (IF) 1958
 Bolton, Cliff (C) 1937
 Bolton, Tom (LHP) 1993
 Bomderman, Jeremy (RHP) 2003-10
 Bonifacio, Jorge (OF) 2020
 Bonine, Eddie (RHP) 2008-10
 Boone, Danny (RHP) 1921
 Boone, Ray (IF) 1953-58
 Borowski, Dave (RHP) 1999-2001
 Borom, Red (IF) 1944-45
 Boros, Steve (IF) 1957-58, 1961-62
 Borsough, Hank (RHP) 1950-51
 Boswell, Dave (RHP) 1971
 Boyd, Matthew (LHP) 2015-21
 Brady, Jim (LHP) 1956
 Branca, Ralph (RHP) 1953-54
 Brideweser, Jim (IF) 1956
 Bridges, Rocky (IF) 1959-60
 Bridges, Tommy (RHP) 1930-43, 1945-46
Brinkley, Beau (RHP) 2022-
 Brinkman, Ed (IF) 1971-74
 Brocail, Doug (RHP) 1997-2000
 Brogna, Rico (IF) 1992
 Brookens, Ike (RHP) 1975
 Brookens, Tom (IF/OF) 1979-88
 Brower, Lou (IF) 1931
 Brown, Chris (IF) 1989
 Brown, Darrell (OF) 1981
 Brown, Dick (C) 1961-62
 Brown, Gates (OF/IF) 1963-75
 Brown, Ike (IF/OF) 1969-74
 Browning, Frank (RHP) 1910
 Bruce, Bob (RHP) 1959-61
 Brumley, Andrew (RHP) 1905
 Brumley, Mike (IF/OF) 1989
 Brunberg, Arlo (C) 1966
 Brunson, Will (LHP) 1998-99
 Bruton, Billy (OF) 1961-64
 Bucha, Johnny (C) 1953
 Buddin, Don (IF) 1962
 Buelow, Fritz (C/IF) 1901-04
 Bullard, George (IF) 1954
 Bunning, Jim (RHP) 1955-63

Burke, Les (CF) 1923-26
 Burns, Bill (LHP) 1912
 Burns, George (IF) 1914-17
 Burns, Jack (IF) 1936
 Burns, Joe (OF) 1913
 Burns, John (IF) 1903-04
 Burnside, Pete (LHP) 1959-60
 Burnside, Sheldon (RHP) 1978-79
 Burrows, Beau (RHP) 2020-21
 Bush, Donie (IF) 1908-21
 Butera, Sal (C) 1983
 Byrd, Harry (RHP) 1957
 Byrdak, Tim (LHP) 2007

— C —

Cabell, Enos (IF/OF) 1982-83
Cabrera, Miguel (IF) 2008-
 Cadaret, Greg (LHP) 1994
 Cain, Bob (LHP) 1951
 Cain, Les (LHP) 1968, 1970-72
 Calvert, Paul (RHP) 1950-51
 Cameron, Daz (OF) 2020-22
 Campbell, Bill (RHP) 1986
 Campbell, Bruce (OF) 1940-41
 Campbell, Dave (IF) 1967-68
 Campbell, Paul (IF) 1948-50
 Candelario, Jeimer (IF) 2017-22
 Cantrell, Guy (RHP) 1930
 Capellan, Jose (RHP) 2007
 Cappuzzello, George (LHP) 1981
 Cardona, Javier (C) 2000-01
 Carisch, Fred (C) 1923
 Carlton, Drew (RHP) 2021-22
Carpenter, Kerry (OF) 2022-
 Carpenter, Ryan (LHP) 2018-19
 Carr, Charlie (IF) 1903-04
 Carreon, Mark (OF) 1992
 Carrera, Ezequiel (OF) 2014
 Carroll, Ownie (RHP) 1925-30
 Carswell, Frank (OF) 1953
 Cary, Chuck (LHP) 1985-86
 Casale, Jerry (RHP) 1961-62
 Casanova,raul (C) 1996-98
 Casey, Doc (IF) 1901-02
 Casey, Joe (C/OF) 1909-11
 Casey, Sean (IF) 2006-07
 Cash, Norm (IF/OF) 1960-74
 Cash, Ron (IF/OF) 1973-74
 Castellanos, Nicholas (IF/OF) 2013-19
 Castler, George (RHP) 1945-46
 Castillo, Frank (RHP) 1998
Castillo, Luis (RHP) 2022-
 Castillo, Marty (C/IF/OF) 1981-85
 Castro, Anthony (RHP) 2020
 Castro, Harold (IF) 2018-22
 Castro, Willi (IF) 2019-22
 Catalanotto, Frank (IF) 1997-99
 Cavet, Pug (LHP) 1911, 1914-15
 Cedeno, Andujar (IF) 1996
 Cedeno, Roger (OF) 2001
 Cerutti, John (LHP) 1991
 Cespedes, Yoanis (OF) 2015
 Chafin, Andrew (LHP) 2022
 Chamberlain, Jota (RHP) 2014-15
 Chance, Dean (RHP) 1971
 Chiti, Gary (C) 1960-61
 Chris, Mike (LHP) 1979
 Chrisley, Neil (OF/IF) 1959-60
 Christian, Bob (IF/OF) 1968
 Christman, Mark (IF) 1938-39
 Christopher, Mike (RHP) 1995-96
 Cicotte, Al (RHP) 1958
 Cicotte, Eddie (RHP) 1905
Cisnero, José (RHP) 2019-
 Claire, Dave (IF) 1920
 Clark, Danny (IF/OF) 1922
 Clark, Jermaine (IF) 2001
 Clark, Mel (OF) 1957
 Clark, Phil (OF) 1992
 Clark, Tony (IF) 1995-2001
 Clarke, Rufe (C) 1905
 Clarke, Rig (RHP) 1923-24
 Clauss, Al (LHP) 1913
Clemens, Kody (IF/OF) 2022-
 Clevlen, Brent (OF) 2006-08
 Clifton, Flea (IF) 1934-37
 Cobb, Joe (PH) 1918
 Cobb, Ty (OF/IF/RHP) 1905-26

Cochrane, Mickey (C) 1934-37
 Coffey, Jack (IF) 1918
 Coffman, Slick (RHP) 1937-39
 Coke, Phil (LHP) 2010-14
 Colavito, Rocky (OF) 1960-63
 Colbert, Nate (IF) 1975
 Cole, Bert (LHP) 1921-25
 Coleman, Joe, Jr. (RHP) 1955
 Coleman, Joe, Sr. (RHP) 1971-76
 Coleman, Louis (RHP) 2018
 Coleman, Vince (OF) 1997
 Coles, Darnell (IF/OF) 1986-87, 1990
 Collier, Orin (RHP) 1931
 Collins, Dave (OF) 1986
 Collins, Kevin (IF/OF) 1970-71
 Collins, Rip (RHP) 1923-27
 Collins, Tyler (OF) 2014-17
 Colon, Roman (RHP) 2005-06
 Colyer, Steve (LHP) 2004
 Comer, Wayne (OF) 1967-68, 1972
 Constock, Ralph (RHP) 1913
 Conser, Dick (RHP) 1940
 Conkwright, Allen (RHP) 1920
 Connelly, Bill (RHP) 1950
 Cook, Earl (RHP) 1941
 Cooley, Dick (OF) 1905
 Coombs, Jack (RHP) 1920
 Cooper, Wilbur (LHP) 1926
 Corcoran, Tim (OF) 1977-80
 Cordeiro, Francisco (RHP) 1999
 Cornejo, Nat (RHP) 2001-2004
 Corriden, Red (IF) 1912
 Coughlin, Chuck (IF) 1961
 Couch, Johnny (RHP) 1917
 Coughlin, Bill (IF) 1904-08
 Courtney, Ernie (IF) 1903
 Coveleski, Harry (LHP) 1914-18
 Covington, Bill (RHP) 1911-12
 Cowens, Al (OF) 1980-81
 Cox, Red (RHP) 1920
 Cramer, Doc (OF) 1942-48
 Crawford, Jim (LHP) 1976-78
 Crawford, Sam (OF/IF) 1903-17
 Creek, Doug (LHP) 2005
 Crimian, Jack (RHP) 1957
 Cristante, Leo (RHP) 1955
 Crockett, Davey (IF) 1901
 Cron, C.J. (INF) 2020
 Cronin, Jack (RHP) 1901-02
 Crosby, Casey (LHP) 2012-14
 Croucher, Frank (IF) 1939-41
 Crow, Dean (RHP) 1998
 Crowder, General (RHP) 1934-36
 Cruetta, Francisco (RHP) 2008
 Crumpler, Ray (LHP) 1920
 Cruz, Deivi (IF) 1997-2001
 Cruz, Fausto (IF) 1996
 Cruz, Jacob (OF) 2002
 Cruz, Nelson (RHP) 1999-2000
 Cuevas, William (RHP) 2017
 Cullenbine, Roy (OF/IF) 1938-39, 1945-47
 Cummings, John (LHP) 1996-97
 Cunningham, George (RHP/OF) 1916-19, 1921
 Curry, Harry (IF) 1918
 Curtis, Chad (OF) 1995-96
 Cutshaw, George (IF) 1922-23
 Cuyler, Milt (OF) 1990-95

— D —

Dalton, Jack (OF) 1916
 Dalton, Mike (LHP) 1991
 Damon, Johnny (OF) 2010
 Daniel, Chuck (RHP) 1957
 Darenbourg, Vic (LHP) 2005
 Datz, Jeff (C/DH) 1989
 Daugherty, Doc (PH) 1951
 Dauss, Hokey (RHP) 1912-26
 Davie, Jerry (RHP) 1959
Davis, Brendon (IF/OF) 2022-
 Davis, Eric (OF) 1993-94
 Davis, Harry (IF) 1932-33
 Davis, Rajai (OF) 2014-15
 Davis, Storm (RHP) 1993-94
 Davis, Woody (RHP) 1938
 Deal, Charlie (IF) 1912-13
 Deer, Rob (OF) 1991-93
 Deering, John (RHP) 1903



DeFate, Tony (IF) 1917
De Jesus, Angel (RHP) 2022-
 DeJesus, Ivan (IF) 1988
 DeJohn, Mark (IF) 1982
 De La Cruz, Eulogio (RHP) 2007
 Delahanty, Jim (IF) 1909-12
 de los Santos, Luis (OF) 1991
Del Pozo, Miguel (LHP) 2021-
 Delsing, Jim (OF) 1952-56
 Demeritte, Travis (OF) 2019-20
 Demeter, Don (OF/IF) 1964-66
 Demeter, Steve (IF) 1959
 Demmitt, Ray (OF) 1914
 den Dekker, Matt (OF) 2017
 Deneyh, Bill (RHP) 1971
 Desautels, Gene (C) 1930-33
 DeSilva, John (RHP) 1993
 DeViveiros, Bernie (IF) 1927
Diaz, Miguel (RHP) 2022-
 Didier, Bob (C) 1973
 DiFelice, Mike (C) 2004
 Dillard, Steve (IF) 1978
 Dillon, Pop (IF) 1901-02
 Dingman, Craig (RHP) 2004-05
 Dirks, Andy (OF) 2011-14
 Disch, George (P) 1905
 Dishman, Glenn (LHP) 1997
 Dittmer, Jack (IF) 1957
 Dixon, Brandon (IF) 2019-20
 Dlugach, Brent (IF) 2009
 Dobson, Pat (RHP) 1967-69
 Doby, Larry (OF) 1959
 Doherty, John (RHP) 1992-95
 Doljack, Frank (OF/IF) 1930-34
 Dolsi, Freddy (RHP) 2008-09
 Donahue, Red (RHP) 1906
 Donohue, Jim (RHP) 1961
 Donovan, Dick (RHP) 1954
 Donovan, Wild Bill (RHP/IF/OF) 1903-12, 1918
 Doran, Tim (C) 1905
 Dotel, Octavio (RHP) 2012-13
 Douglass, Sen (RHP) 2005
 Dowd, Snooks (IF) 1919
 Downs, Darin (LHP) 2012-13
 Downs, Red (IF/OF) 1907-08
 Doyle, Jess (RHP) 1925-27
 Drake, Delos (OF/IF) 1911
 Drensen, Lee (IF) 1918
 Drill, Lew (C/OF/IF) 1904-05
 Droppo, Walt (IF) 1952-54
 DuBois, Brian (RHP) 1989-90
 Dubean, Juan (RHP) 1912-16
 Dugan, Joe (IF) 1931
 Duran, Roberto (LHP) 1997-98
 Durbin, Chad (RHP) 2006-07
 Duxstal, Bob (RHP) 1963
 Dyer, Ben (IF/OF/RHP) 1916-19
 Dyer, Duffy (C) 1980-81

— E —

Earl, Scott (IF) 1984
 Easley, Damion (IF) 1996-2002
 Easton, Mal (RHP) 1903
 Easlering, Paul (OF) 1928, 1930
 Eaton, Zeb (RHP) 1944-45
 Eckenstahler, Eric (LHP) 2002-03
 Egan, Dick (LHP) 1963-64
 Egan, Wish (RHP) 1902
 Ehmeke, Howard (RHP) 1916-17, 1919-22
 Eischen, Joey (LHP) 1996
 Eisenstat, Harry (LHP) 1938-39
 Elberfeld, Kid (IF) 1901-03
 Elder, Heinie (RHP) 1913
 Eldred, Brad (IF) 2012
 Ellison, Bert (IF/OF) 1916-20
 Encarnacion, Juan (OF) 1997-2001
 English, Dave (IF/OF/C) 1986
 English, Gil (IF) 1936-37
 Ennis, John (RHP) 2004
 Erickson, Eric (RHP) 1916, 1918-19
 Erickson, Hal (RHP) 1953
 Erwin, Tex (C) 1907
 Eubank, John (RHP) 1905-07
 Evans, Darrell (IF) 1984-88
 Everett, Adam (IF) 2009-10
 Evers, Hoot (OF) 1941, 1946-52, 1954

— F —

Face, Roy (RHP) 1968
Faedo, Alex (RHP) 2022-
 Fahay, Bill (C) 1981-83

Fain, Ferris (IF) 1955
 Farley, Bob (IF/OF) 1962
 Farmer, Buck (RHP) 2014-21
 Farmer, Ed (RHP) 1973
 Farnsworth, Jeff (RHP) 2002
 Farnsworth, Kyle (RHP) 2005, 2008
 Farrell, John (RHP) 1996
 Faul, Ralph (RHP) 1962-64
 Federoff, Al (IF) 1951-52
 Felix, Junior (OF) 1994
 Felix, Neftali (RHP) 2015
 Feller, Jack (C) 1958
 Fernandez, Chico (IF) 1960-63
 Fernández, José (LHP) 2019
 Ferrell, Jeff (RHP) 2015-17
 Ferry, Cy (RHP) 1904
 Fick, Robert (C/IF/OF) 1998-2002
 Fidrych, Mark (RHP) 1976-80
 Fielder, Cecil (IF) 1990-96
 Fielder, Prince (IF) 2012-13
 Fields, Bruce (OF) 1986
 Fields, Daniel (OF) 2015
 Finley, Casey (RHP) 2009-10
 Fiers, Mike (RHP) 2018
 Figaro, Alfredo (RHP) 2009-10
 Finigan, Jim (IF) 1957
 Finneran, Happy (RHP) 1918
 Fischer, Bill (RHP) 1958, 1960-61
 Fischer, Carl (LHP) 1933-35
 Fisher, Ed (RHP) 1902
 Fisher, Fritz (LHP) 1964
 Fister, Doug (RHP) 2011-13
 Flagstad, Ira (OF/IF) 1917, 1919-23
 Flaherty, John (C) 1994-96
 Fleming, Les (OF) 1939
 Fletcher, Scott (IF) 1995
 Fletcher, Tom (LHP) 1962
 Fletcher, Van (RHP) 1955
 Florie, Bryce (RHP) 1988-99
 Flowers, Ben (RHP) 1955
 Floyd, Bubba (IF) 1944
 Flynn, Doug (IF) 1985
 Foyles, Hank (C) 1960
Foley, Jason (RHP) 2021-
 Foor, Jim (LHP) 1971-72
 Ford, Gene (RHP) 1905
 Fossam, Casey (LHP) 2008
 Foster, Larry (RHP) 1963
 Fothergill, Bob (OF) 1922-30
 Foucault, Steve (RHP) 1977-78
 Fox, Pete (OF) 1933-40
 Fox, Terry (RHP) 1961-66
 Foytack, Paul (RHP) 1953, 1955-63
 Francis, Ray (LHP) 1923-63
 Francona, Tito (OF) 1958
 Franklin, Muz (IF) 1941-42
 Frasier, Vic (RHP) 1933-34
 Frazier, Jeff (OF) 2010
 Freehan, Bill (C) 1961, 1963-76
 Freese, George (PH) 1953
 French, Luke (LHP) 2009
 Fried, Cy (LHP) 1920
 Friend, Owen (IF) 1953
 Frisk, Emil (RHP/OF) 1901
 Froats, Bill (LHP) 1955
 Fryman, Travis (IF) 1990-97
 Fryman, Woodie (LHP) 1972-74
 Fuchs, Charlie (RHP) 1942
 Fuentes, Tito (IF) 1977
 Fuller, Frank (IF) 1915-16
 Fulmer, Carson (RHP) 2020
 Fulmer, Michael (RHP) 2016-22
 Funn, Liz (OF) 1930
 Funchouser, Kyle (RHP) 2020-21
 Furbush, Charlie (LHP) 2011

— G —

Gagnon, Chick (IF) 1922
 Gaillard, Eddie (RHP) 1997
 Gainer, Del (IF) 1909, 1911-14
 Gakeler, Dan (RHP) 1991
 Gallargu, Armando (RHP) 2008-10
 Gallagher, Doug (LHP) 1962
 Galloway, Chuck (IF/OF) 1928
 Gamble, John (IF) 1972-73
 Garbey, Barbara (OF/OF) 1984-85
 Garbowski, Alex (PR) 1952
 Garcia, Avisail (OF) 2012-13
 Garcia, Bryan (RHP) 2019-22
 Garcia, Freddy (RHP) 2008
 Garcia, Karim (OF) 1999-00
 Garcia, Luis (IF) 1999

Garcia, Pedro (IF) 1976
Garcia, Rony (RHP) 2020-
 Gardiner, Mike (RHP) 1993-95
 Garneau, Dustin (C) 2021-22
 Garrett, Reed (RHP) 2019
 Garver, Ned (RHP) 1952-56
 Gehring, Charlie (IF) 1924-42
 Gelbert, Charley (IF) 1937
 Gentry, Luke (RHP) 1943-44, 1946-48
 Gerber, Mike (OF) 2018
 German, Franklyn (RHP) 2002-05
 Gernert, Dick (IF/OF) 1960-61
 Gessler, Doc (OF) 1903
 Giarratano, Tony (IF) 2005-07
 Gibson, Frank (C/OF) 1913
 Gibson, Kirk (OF/DH) 1979-87, 1993-95
 Gibson, Paul (LHP) 1988-91
 Gibson, Sam (RHP) 1926-28
 Giebuhl, Floyd (RHP) 1939-41
 Gilbreth, Bill (LHP) 1971-72
 Gill, George (RHP) 1937-39
 Gillespie, Bob (RHP) 1944
 Ginsberg, Joe (C) 1948, 1950-53
 Ginter, Matt (RHP) 2005
 Gladden, Dan (OF) 1992-93
 Gladding, Fred (RHP) 1961-67
 Glaiser, John (RHP) 1920
 Gleason, Kid (IF) 1901-02
 Gleaton, Jerry Don (LHP) 1990-91
 Glover, Gary (RHP) 2008
 Glynm, Ed (LHP) 1975-78
 Gohr, Greg (RHP) 1993-96
 Goldstein, Izzy (RHP) 1932
 Goldy, Purnell (OF) 1962-63
 Gomez, Alexis (OF) 2005-06
 Gomez, Chris (IF) 1993-96
 Gonzales, Dan (OF) 1979-80
 Gonzalez, Alex (IF) 2014
 Gonzalez, Enrique (RHP) 2010-11
 Gonzalez, Juan (OF) 2000
 Gonzalez, Julio (IF) 1983
 Gonzalez, Luis (OF/DH) 1998
 Good, Andrew (RHP) 2005
 Goodrum, Niko (IF/OF) 2018-21
 Gorsica, Johnny (RHP) 1940-44, 1946-47
 Gorzelanny, Tom (LHP) 2015
 Gose, Anthony (OF) 2015-17
 Goslin, Goose (OF) 1934-37
 Grabowski, Johnny (C) 1931
 Graham, Bill (RHP) 1966
 Graham, Kyle (RHP) 1929
 Granderson, Curtis (OF) 2004-09
 Grater, Mark (RHP) 1993
 Graterol, Beiker (RHP) 1999
 Gray, Ted (LHP) 1946, 1948-54
 Green, Len (OF) 1967-68
 Greenberg, Hank (IF/OF) 1930, 1933-41, 1945-46
 Greene, Altar (OF) 1979
 Greene, Shane (RHP) 2015-19
Greene, Riley (OF) 2022-
 Greene, Willie (IF) 1903
 Greiner, Grayson (C) 2018-21
 Greisinger, Seth (RHP) 1998, 2002
 Gremminger, Ed (IF) 1904
 Griggs, Art (IF) 1918
 Grilli, Jason (RHP) 2005-08
 Grilli, Steve (RHP) 1975-77
 Grissom, Marv (RHP) 1949
 Gromek, Steve (RHP) 1953-57
 Groom, Buddy (LHP) 1992-95
 Grossman, Robbie (OF) 2021-22
 Groth, Johnny (OF) 1946-52, 1957-60
 Grover, Bert (RHP) 1913
 Grubb, John (OF) 1983-87
 Grzenda, Joe (LHP) 1961
 Guillen, Carlos (IF/OF) 2004-11
 Gulickson, Bill (RHP) 1991-94
 Gumpert, Dave (RHP) 1982-83
 Gutierrez, Cesar (IF) 1969-71

— H —

Haas, David (RHP) 1991-93
Haase, Eric (C) 2020-
 Hale, Sammy (IF/OF) 1920-21
 Hall, Charley (RHP) 1918
 Hall, Herb (RHP) 1918
 Hall, Joe (OF) 1995, 1997
 Hall, Marc (RHP) 1913-14
 Hall, Matt (LHP) 2018-19
 Haller, Tom (C) 1972

Halter, Shane (IF) 2000-2003
 Hamelin, Bob (IF/DH) 1997
 Hamilton, Earl (LHP) 1916
 Hamilton, Jack (RHP) 1964-65
 Hamlin, Luke (RHP) 1933-34
 Hamey, Fred (IF) 1922-25
 Hankins, Don (RHP) 1927
 Hannahan, Jack (IF) 2006
 Hanzone, Jim (RHP) 1971
 Harding, Charlie (RHP) 1913
 Hardy, Blaine (LHP) 2014-19
 Hare, Shawn (OF) 1991-92
 Hargrave, Pinky (C) 1928-30
 Harley, Dick (OF) 1902
 Harper, Brian (OF/IF/C) 1986
 Harper, George (OF) 1916-18
 Harper, Terry (OF) 1987
 Harriger, Denny (RHP) 1998
 Harrington, Andy (PH) 1925
 Harris, Bob (RHP) 1938-39
 Harris, Buckley (IF) 1929, 1931
 Harris, Gail (IF) 1958-60
 Harris, Gene (RHP) 1994
 Harris, Ned (OF) 1941-43, 1946
 Harrison, Josh (IF) 2019
 Harrist, Earl (RHP) 1953
 Haselman, Bill (C) 1999
 Hatfield, Fred (IF) 1952-56
 Hatter, Clyde (LHP) 1935, 1937
 Havens, Brad (LHP) 1989
 Hayworth, Ray (C) 1926, 1929-38
 Hazle, Bob (OF) 1958
 Heath, Bill (C) 1967
 Heath, Mike (C) 1986-90
 Hebbner, Richie (IF) 1980-82
 Heffner, Don (IF) 1944
 Hegan, Jim (C) 1958
 Heilmann, Harry (OF/IF) 1914, 1916-29
 Heinkel, Don (RHP) 1988
 Henneman, Mike (RHP) 1987-95
 Hennessy, Les (IF) 1913
 Henriquez, Oscar (RHP) 2002
 Henry, Dwayne (RHP) 1995
 Henshaw, Roy (LHP) 1942-44
 Herbert, Ray (RHP) 1950-51, 1953-54
 Herman, Babe (OF) 1937
 Hernandez, Fernando (RHP) 1997
 Hernandez, Guillermo (LHP) 1984-89
 Herndon, Larry (OF) 1982-88
 Herring, Art (RHP) 1929-33
 Herzog, Whitey (OF/IF) 1963
 Hessman, Mike (IF) 2007-08
 Heiting, Gus (IF) 1906
 Hill, Phil (IF/OF) 1996
 Hickman, Piano Legs (IF/OF) 1904-05
 Hicks, Buddy (IF) 1956
 Hicks, John (C) 2016-19
 Higgins, Pinky (IF) 1939-44, 1946
 Higgins, Bobby (OF) 1995-2005
 High, Ed (LHP) 1901
 High, Hugh (OF) 1913-14
 Hiljus, Erik (RHP) 1999-00
 Hill, Derek (OF) 2020-22
Hill, Garrett (RHP) 2022-
 Hiller, John (LHP) 1965-70, 1972-80
 Hinch, A.J. (C) 2003
 Hitchcock, Billy (IF) 1942, 1946, 1953
 Hoelt, Billy (LHP) 1952-59
 Hogssett, Chief (LHP) 1929-36, 1944
 Holaday, Bryan (C) 2012-15, 2017
 Holdsworth, Fred (RHP) 1972-74
 Holland, Derek (LHP) 2021
 Hollimon, Michael (PH) 2008
 Holling, Carl (RHP) 1921-22
 Holloway, Ken (RHP) 1922-28
 Holman, Shawn (RHP) 1989
 Holmes, Ducky (OF) 1901-02
 Holt, Chris (RHP) 2001
 Holtgrave, Vern (RHP) 1965
 Hooper, Kevin (IF) 2005-06
 Hoover, Joe (IF) 1943-45
 Hopp, Johnny (IF/OF) 1952
 Horton, Willie (OF) 1963-77
 Hosley, Tim (C/IF) 1970-71
 Host, Gene (LHP) 1956
 Hostetler, Chuck (OF) 1944-45
 House, Frank (C) 1950-51, 1954-57, 1961
 House, Will (RHP) 1913
 Houtteman, Art (RHP) 1945-50, 1952-53
 Howard, Frank (IF/OF) 1972-73



TIGERS ALL-TIME ROSTER

Hoyt, Waite (RHP) 1930-31
Huber, Clarence (IF) 1920-21
Hudson, Charles (RHP) 1989
Huelsman, Frank (OF) 1904
Huff, Aubrey (IF/OF) 2009
Hughes, Tom (OF) 1930
Hulsman, Mark (RHP) 1988
Humphrey, Terry (C) 1975
Humphreys, Bob (RHP) 1962
Hunter, Brian (OF) 1997-99
Hunter, Torii (OF) 2013-14
Hurst, Jimmy (OF) 1997
Hutchinson, Drew (RHP) 2021
Hutchinson, Fred (RHP) 1939-41,
1946-53
Hyers, Tim (IF/OF) 1996

— I —

Iglesias, José (IF) 2013-18
Ignasiak, Gary (LHP) 1973
Incaviglia, Pete (OF) 1991, 1998
Infante, Omar (IF) 2002-07,
2012-13
Inge, Brandon (C/IF/OF) 2001-12
Ingram, Riccardo (OF) 1994
Irvin, Ed (IF) 1912
Ivie, Mike (DH) 1982-83

— J —

Jackson, Austin (OF) 2010-14
Jackson, Charlie (RHP) 1905
Jackson, Damian (IF/OF) 2002
Jackson, Edwin (RHP) 2009, 2019
Jackson, Ron (IF) 1981
Jackson, Ryan (OF) 2001-02
Jacobson, Baby Doll (OF/IF) 1915
Jaeger, Charlie (RHP) 1904
James, Art (OF) 1975
James, Bill (RHP) 1915-19
James, Bob (RHP) 1982-83
Jarvis, Kevin (RHP) 1997
Jata, Paul (IF/OF) 1972
Jaya, Myles (RHP) 2017
Jefferies, Gregg (IF/OF) 1999-00
Jennings, Hughie (IF) 1907, 1909,
1912, 1918
Jensen, Bill (RHP) 1912
Jensen, Marcus (C) 1997
Jimenez, Jason (LHP) 2002
Jimenez, Eduardo (RHP) 2019
Jiménez, Joe (RHP) 2017-22
Johns, Augie (LHP) 1926-27
Johnson, Alex (OF) 1976
Johnson, Brian (C) 1997
Johnson, Dave (RHP) 1993
Johnson, Earl (LHP) 1951
Johnson, Howard (IF/OF) 1982-84
Johnson, Jason (RHP) 2004-2005
Johnson, Jim (RHP) 2014
Johnson, Ken (LHP) 1952
Johnson, Mark (RHP) 2000
Johnson, Roy (OF) 1929-32
Johnson, Syl (RHP) 1922-25
Jones, Alex (LHP) 1903
Jones, Bob (IF) 1917-25
Jones, Dalton (IF/OF) 1970-72
Jones, Davy (OF) 1906-12
Jones, Deacon (RHP) 1916-18
Jones, Elijah (RHP) 1907, 1909
Jones, Jacoby (IF/OF) 2016-21
Jones, Jacque (OF) 2008
Jones, Ken (RHP) 1924
Jones, Lynn (OF) 1979-83
Jones, Ruppert (OF) 1984
Jones, Sam (RHP) 1962
Jones, Todd (RHP) 1997-2001,
2006-08
Jones, Tom (IF) 1909-10
Jones, Tracy (OF) 1989-90
Jordan, Milt (RHP) 1953
Joyce, Matt (OF) 2008
Jurjens, Jair (RHP) 2007
Justis, Walt (RHP) 1905

— K —

Kaiser, Jeff (LHP) 1991
Kaline, Al (OF/IF/DH) 1953-74
Kallio, Rudy (RHP) 1918-19
Kane, Harry (LHP) 1903
Kapler, Gabe (OF) 1998-99
Karnuth, Jason (RHP) 2005
Kavagh, Marty (IF/OF) 1914-16

Keagle, Greg (RHP) 1996-98
Kell, George (IF) 1946-52
Kelleher, Mick (IF) 1981-82
Keller, Charlie (OF) 1950-51
Keller, Kris (RHP) 2002
Kelly, Bryan (RHP) 1986-87
Kelly, Don (IF/OF) 2009-14
Kemp, Steve (OF) 1977-81
Kennedy, Bob (IF/OF) 1956
Kennedy, Vern (RHP) 1938-39
Kensinger, Logan (RHP) 2016
Kerns, Russ (PH) 1945
Kerr, John (IF) 1923-24
Kida, Masao (RHP) 1999-00
Kiely, John (RHP) 1991-93
Kilkenny, Mike (LHP) 1969-72
Killefer, Red (IF/OF) 1907-09
Killian, Ed (LHP) 1904-10
Kimm, Bruce (C) 1976-77
Kinsley, Chad (RHP) 1936
King, Chick (OF) 1954-56
King, Eric (RHP) 1986-88, 1992
Kingsale, Gene (OF) 2003
Kinney, Dennis (LHP) 1981
Kinsler, Ian (IF) 2014-17
Kinzer, Matt (RHP) 1990
Kirke, Jay (IF/OF) 1910
Kisinger, Ruben (RHP) 1902-03
Kitson, Frank (RHP) 1903-05
Klassen, Danny (IF) 2003
Klawitter, Al (RHP) 1913
Kline, Ron (RHP) 1961-62
Klipstein, Johnny (RHP) 1967
Knebel, Corey (RHP) 2014
Kneisch, Rudy (LHP) 1926
Knight, Ray (IF) 1988
Knotts, Gary (RHP) 2003-04
Knox, John (IF) 1972-75
Knudsen, Kurt (RHP) 1992-94
Knudson, Guido (RHP) 2015
Koch, Al (RHP) 1963-64
Kocher, Brad (C) 1912
Koenig, Mark (IF/RHP) 1930-31
Kollaway, Don (IF) 1949-52
Kopitz, Howie (RHP) 1961-62
Korince, George (RHP) 1966-67
Kostro, Frank (IF/OF) 1962-63
Kozma, Pete (IF) 2018
Krauss, Marc (IF) 2015
Kreidler, Ryan (IF) 2022-
Krenchicki, Wayne (IF) 1983
Kress, Charlie (IF/OF) 1954
Kress, Red (IF) 1939-40
Kretlow, Lou (RHP) 1946, 1948-49
Kreuter, Chad (C) 1992-94
Krot, Ian (LHP) 2014-15, 2021
Krueger, Bill (LHP) 1993-94
Kryhoski, Dick (IF) 1950-51
Kuhn, Harvey (IF/OF) 1952-59
Kuntz, Rusty (OF/IF/DH) 1984-85

— L —

Laabs, Chet (OF) 1937-39
Labine, Cleo (RHP) 1960
Labourt, Jairo (LHP) 2017
Lafitte, Ed (RHP) 1909, 1911-12
Laga, Mike (IF) 1982-86
Laird, Lerrin (RHP) 1970, 1972-75
Lalor, Gerald (C) 2009-10, 2012
Lake, Eddie (IF) 1946-50
Lake, Joe (RHP) 1912-13
Lakeman, Al (C) 1954
Lambert, Chris (RHP) 2008-09
Lamont, Gene (C) 1970-72, 1974-75
Lancaster, Les (RHP) 1992
Landsis, Jim (OF) 1967
Lane, Marvin (OF) 1971-74, 1976
Lange, Alex (RHP) 2021-
LaPoint, Dave (LHP) 1986
Larish, Jeff (IF) 2008-10
Larkin, Steve (RHP) 1934
Lary, Frank (RHP) 1954-64
Lasher, Fred (RHP) 1967-70
Lathers, Chick (IF) 1910-11
Lau, Charlie (C) 1956, 1958-59
Lau, Derek (RHP) 2022
Lawrence, Bill (OF) 1932
Lawson, Roxie (RHP) 1933, 1935-39
Laxton, Bob (LHP) 1976
Lazorko, Jack (RHP) 1986
Leach, Rick (IF/OF) 1981-83
Lebbetter, Razor (RHP) 1915

Ledezma, Wilfredo (LHP) 2003-07
Lee, Don (RHP) 1957-58
LeFloure, Ron (OF) 1974-79
Leinhausen, Bill (OF) 1912
Leiter, Mark (RHP) 1991-93
Leivelt, Bill (RHP) 1909-10
Lemanczyk, Dave (RHP) 1973-76
Lemon, Chet (OF) 1982-90
Lenhardt, Don (RHP) 1952
Lentine, Jim (OF) 1980
Leon, Arcenio (RHP) 2017
Leonard, Dutch (LHP) 1919-21, 1924-25
Lepcio, Ted (IF) 1959
LePine, Peter (OF/IF) 1902
Lerchen, George (OF) 1952
Leshnock, Don (LHP) 1972
Lester, Josh (IF) 2022
Levine, Al (RHP) 2004
Lewicki, Artie (RHP) 2017-18
Lewis, Colby (RHP) 2006
Lewis, Mark (IF) 1996
Lewis, Richie (RHP) 1996
Lima, Jose (RHP) 1994-96, 2001-02
Lindbeck, Em (PH) 1960
Lindeman, Jim (IF) 1990
Lindsay, Pinky (IF) 1905-06
Lindsey, Rod (OF) 2000
Linhart, Carl (PH) 1952
Lipon, Johnny (IF) 1942, 1946, 1948-52
Lira, Felipe (RHP) 1995-97, 1999
Liriano, Francisco (LHP) 2018
Littlefield, Dick (LHP) 1952
Lively, Jack (RHP) 1911
Livingstone, Scott (IF) 1991-94
Lobstein, Kyle (LHP) 2014-15
Lockhead, Harry (IF) 2011
Logan, Bob (LHP) 1937
Logan, Nook (OF) 2004-05
Lolich, Mickey (LHP) 1963-75
Lombard, George (OF) 2002
Long, Herman (IF) 1903
Lopez, Aquilino (RHP) 2007-08
Lopez, Aurelio (RHP) 1979-85
Lorenzen, Lefty (LHP) 1913
Loudell, Art (RHP) 1910
Louden, Baldy (IF/OF) 1912-13
Loux, Shane (RHP) 2002-03
Love, Slim (LHP) 1919-20
Lovullo, Torey (IF) 1988-89
Lowdermilk, Grover (RHP) 1915-16
Lowe, Bobby (IF/OF) 1904-07
Lowe, Mark (RHP) 2016
Lowry, Dwight (C) 1984, 1986-87
Ludolph, Willie (RHP) 1924
Lugo, Dawel (IF) 2018-20
Lugo, Urbano (RHP) 1999
Lumpe, Jerry (IF) 1964-67
Lund, Don (OF) 1949, 1952-54
Lusader, Scott (OF) 1987-90
Lush, Billy (OF/IF) 1903
Lynn, Fred (OF) 1988-89
Lynn, Red (RHP) 1939
Lyon, Brandon (RHP) 2009

— M —

Maas, Duke (RHP) 1955-57
MacCormack, Frank (RHP) 1976
MacDonald, Bob (LHP) 1993
Machado, Dixon (IF) 2015-18
Machemer, Dave (IF) 1979
Macias, Jose (IF) 1999-2002
Madden, Morris (LHP) 1987
Maddox, Elliott (IF/OF) 1970
Madison, Dave (RHP) 1952-53
Madison, Scotti (IF/DH) 1985-86
Madlock, Bill (IF/DH) 1987
Magee Jr., Wendell (OF) 2000-02
Maharg, Billy (IF) 1912
Mahler, Mickey (LHP) 1985
Mahtook, Mikie (OF) 2017-19
Maier, Bob (IF/OF) 1945
Main, Alex (RHP) 1914
Maisei, George (OF) 1916
Makowski, Tom (LHP) 1975
Malloy, Herm (RHP) 1907-08
Malmborg, Harry (IF) 1955
Manders, Hal (RHP) 1941-42, 1946
Manion, Clyde (C/IF) 1920-24, 1926-27
Mankowski, Phil (IF) 1976-79
Manning, Matt (RHP) 2021-
Mantiply, Joe (LHP) 2016
Manto, Jeff (IF/DH) 1998

Manuel, Jerry (IF) 1975-76
Manush, Heinie (OF/IF) 1923-27
Mapes, Cliff (OF) 1952
Marberry, Firpo (RHP) 1933-35
Marentette, Leo (RHP) 1965
Marlowe, Dick (RHP) 1951-56
Maroth, Mike (LHP) 2002-07
Marrow, Buck (RHP) 1932
Marshall, Mike (RHP) 1967
Marte, Jerry (IF) 2015
Marte, Luis (RHP) 2011-13
Martin, Billy (IF) 1958
Martin, John (LHP) 1983
Martin, Leonys (OF) 2018
Martinez, J.D. (OF) 2014-17
Martinez, Ramon (IF) 2005
Martinez, Victor (C/DH) 2011-18
Mason, Roger (RHP) 1984
Masterson, Walt (RHP) 1956
Matchick, Tom (IF) 1967-69
Mathews, Eddie (IF) 1967-68
Mavis, Bob (PR) 1949
Maxcy, Brian (RHP) 1995-96
Maxwell, Charlie (OF) 1955-62
May, Milt (C) 1976-79
Maybin, Cameron (OF) 2007,
2016, 2020
Mayo, Eddie (IF) 1944-48
Mazara, Nomar (OF) 2021
McAllister, Zach (RHP) 2018
McAllister, Sport (OF/IF/C) 1901-03
McAuliffe, Dick (IF) 1960-73
McBride, Mackay (LHP) 2007
McCam, James (C) 2014-18
McCarthy, Arch (RHP) 1902
McCosky, Barney (OF) 1939-42, 1946
McCoy, Benny (IF) 1938-39
McCoy, Patrick (LHP) 2014
McCreery, Ed (RHP) 1914
McCullers, Lance (RHP) 1990
McCurry, Jeff (RHP) 1996
McDermott, Mickey (LHP) 1958
McDermott, Red (OF) 1912
McDill, Allen (LHP) 2000
McDonald, John (IF) 2005
McFarlane, Orlando (C) 1966
McGar, Jim (IF) 1912
McGarvey, Dan (OF) 1912
McGehee, Casey (RHP) 2016
McGehee, Pat (RHP) 1912
McGuire, Deacon (C/IF) 1902-03, 1916
McHale, John, Sr. (IF) 1943-45, 1947-48
McIntyre, Matty (OF) 1904-10
McKain, Archie (LHP) 1939-41
McKay, David (RHP) 2019-20
McKee, Red (C) 1913-16
McLain, Denny (RHP) 1963-70
McLaughlin, Pat (RHP) 1937, 1945
McLeland, Wayne (RHP) 1951-52
McMackin, Sam (LHP) 1902
McMahon, Don (RHP) 1968-69
McManus, Frank (C) 1904
McManus, Marty (IF) 1927-31
McMillon, Billy (OF) 2000-01
McMullin, Fred (IF) 1914
McNabb, Carl (PH) 1945
McNair, Eric (IF) 1941-42
McRae, Norm (RHP) 1969-70
McTigue, Bill (LHP) 1916
Meacham, Rusty (RHP) 1991
Meadows, Austin (OF) 2022-
Meany, Pat (IF) 1912
Means, Chris (RHP) 2003
Meeler, Phil (RHP) 1972
Melusky, Mitch (C) 2001-02
Melvin, Bob (C) 1985
Mercado, Orlando (C) 1987
Mercedes, Melvin (RHP) 2014
Mercer, Jorby (IF) 2019-20
Mercer, Win (RHP) 1902
Merritt, Herm (IF) 1921
Mesa, Jose (RHP) 2007
Metz, Scot (IF) 1940
Metro, Charlie (OF) 1943-44
Meyer, Dan (OF/IF) 1947-76
Meyer, Dutch (IF) 1904-42
Miceli, Dan (RHP) 1997
Micheal, Gene (IF) 1975
Middleton, Jim (RHP) 1921
Mierkowitz, Ed (OF) 1945, 1947-48
Miller, Andrew (LHP) 2006-07
Miller, Bob G. (LHP) 1953-56

TIGERS ALL-TIME ROSTER



Miller, Bob L. (RHP) 1973
 Miller, Eddie (OF) 1982
 Miller, Hack (C) 1944-45
 Miller, Justin (RHP) 2014
 Miller, Matt (LHP) 2001-2002
 Miller, Orlando (IF) 1997
 Miller, Roscoe (RHP) 1901-02
 Miller, Trevor (LHP) 1996
 Miner, Zach (RHP) 2006-09
 Mitchell, Clarence (LHP) 1911
 Mitchell, Willie (LHP) 1916-19
Mize, Casey (RHP) 2020-
 Micki, Dave (RHP) 1999-2001
 Moehler, Brian (RHP) 1996-2002
 Moford, Herb (RHP) 1958
 Mohardt, John (OF) 1922
 Molinaro, Bobby (OF) 1975, 1977, 1983
 Monlloeken, Dustin (RHP) 2016
 Monbouquette, Bill (RHP) 1966-67
 Monge, Sid (LHP) 1984
 Monroe, Craig (OF) 2002-07
 Montejo, Manny (RHP) 1961
 Moore, Anse (OF) 1946
 Moore, Bill (RHP) 1925
 Moore, Jackie (C) 1965
 Moore, Matt (LHP) 2019
 Moore, Mike (RHP) 1993-95
 Moore, Roy (LHP) 1922-23
 Mooney, Jake (RHP) 1944
 Morales, Jerry (OF) 1979
 Moran, Harry (LHP) 1912
 Moreland, Keith (IF/DH/C) 1989
 Morgan, Chet (OF) 1935, 1938
 Morgan, Tom (RHP) 1958-60
 Moriarty, George (IF/OF) 1909-15
 Morris, Hal (IF) 2000
 Morris, Jack (RHP) 1977-90
 Morris, Warren (IF) 2003
 Morrisette, Bill (RHP) 1920
 Morrison, Jim (IF) 1987-88
 Morton, Bubba (OF/IF) 1961-63
 Moseby, Lloyd (OF) 1990-91
 Moses, Gerry (C) 1974
 Moses, John (OF) 1991
 Mossi, Don (LHP) 1959-63
 Muca, Steven (OF) 2014-16
 Mueller, Les (RHP) 1941, 1945
 Mujica, Edward (RHP) 2017
 Mullin, Billy (IF) 1926
 Mullin, George (RHP/OF) 1902-13
 Mullin, Pat (OF) 1940-41, 1946-53
 Munoz, Mike (LHP) 1991-93
 Munson, Eric (IF) 2000-04
 Murphy, Dwayne (OF) 1988
 Murphy, Soldier Boy (IF) 1903
 Murray, Heath (LHP) 2001
 Myatt, Glenn (C) 1936
 Myers, Mike (LHP) 1995-97

N — N

Nagelson, Russ (OF/IF) 1970
 Nahorodny, Bill (PH) 1983
 Nance, Doc (OF) 1901
 Narleski, Ray (RHP) 1959
 Napad, Joe (RHP) 2014-15
 Navarro, Eflen (IF) 2017
 Navarro, Julio (RHP) 1964-66
 Nekola, Bots (LHP) 1933
 Nelson, Lynn (RHP) 1940
 Nesbitt, Angel (RHP) 2015
 Ness, Jack (IF) 1911
 Nettles, Jim (OF) 1974
 Neun, Johnny (IF) 1925-28
 Nevin, Phil (OF/IF/C) 1995-97
 Newhouser, Hal (LHP) 1939-53
 Newsum, Bobo (RHP) 1939-41
 Ni, Fu-Teh (LHP) 2009-10
 Nicholls, Simon (IF) 1903
 Nicholson, Fred (OF) 1917
 Niekro, (RHP) 1970-72
 Nieman, Bob (OF) 1953-54
 Nieves, Melvin (OF/DH) 1996-97
 Nischwitz, Ron (LHP) 1961-62, 1965
 Nitkowski, C. (LHP) 1995-96, 1999-2001
 Nokes, Matt (C) 1986-90
 Noles, Dickie (RHP) 1987
 Nomo, Hideo (RHP) 2000
 Norris, Daniel (LHP) 2015-22
 North, Lou (RHP) 1913
 Northrup, Jim (OF/IF) 1964-74
 Norton, Greg (IF) 2004
 Nosek, Randy (RHP) 1989-90

Nova, Iván (RHP) 2020
 Novoa, Roberto, RHP 2004
 Núñez, Edwin (RHP) 1989-90
 Núñez, Renato (IF) 2021

— O —

Oana, Prince (RHP) 1943, 1945
 O'Connell, John (IF) 1902
 Oglivie, Ben (IF/OF) 1974-77
 Okrie, Frank (LHP) 1920
 Oldham, Red (LHP) 1914-15, 1920-22
 O'Leary, Charley (IF/OF) 1904-12
 Olivares, Omar (RHP) 1996-97
 Oliver, Andy (LHP) 2010-11
 Oliver, Joe (C) 1998
 Oliverson, Lester (RHP) 2011
 Olson, Ole (RHP) 1922-23
 Olson, Gregg (RHP) 1996
 Olson, Karl (OF) 1957
 O'Mara, Ollie (IF) 1912
 O'Neal, Randy (RHP) 1984-86
 Onslow, Eddie (IF) 1912-13
 Onslow, Jack (C) 1912
 Ordoñez, Magglio (OF) 2005-11
 Orengo, Joe (IF) 1944
 Ortega, Jose (RHP) 2012-14
 O'Rourke, Jack (IF) 1924-26
 Orrell, Joe (RHP) 1943-45
 Osborne, Bobo (IF) 1957-59, 61-62
 Outlaw, Jimmy (OF/IF) 1943-49
 Overmyer, Stubby (LHP) 1943-49
 Owen, Frank (RHP) 1901
 Owen, Marv (IF) 1931, 1933-37
 Oyler, Ray (IF) 1965-68

— P —

Pacella, John (RHP) 1986
 Pace, Phil (LHP) 1928-30
 Palmer, David (RHP) 1989
 Palmer, Dean (IF) 1999-2003
 Paniagua, Jose (RHP) 2002
 Papi, Stan (IF) 1980-81
 Paquette, Craig (IF/OF) 2002-03
 Paredes, Isaac (IF) 2020-21
 Paredes, Johnny (IF) 1990-91
 Parent, Mark (C) 1996
 Parker, Jay (RHP) 1990
 Parker, Salty (IF) 1936
 Parks, Slicker (RHP) 1921
 Parnell, Bobby (RHP) 2016
 Parrish, Lance (C) 1977-86
 Parsons, Dixie (C) 1939, 1942-43
 Partenhamer, Steve (IF) 1913
 Patek, Johnny (C) 1933
 Pashnick, Larry (RHP) 1982-83
 Patrick, Bob (OF) 1941-42
 Patterson, Danny (RHP) 2000-04
 Patterson, Daryl (RHP) 1968-71
 Patterson, Jarrod (IF) 2001
 Pauley, David (RHP) 2011
 Payne, Fred (C/OF) 1906-08
 Pearson, Terry (RHP) 2002
 Peasley, Marv (LHP) 1910
 Pedrique, Al (IF) 1989
 Pelfrey, Mike (RHP) 2016
 Pemberton, Rudy (OF) 1995
 Peña, Brayson (C) 2013
 Peña, Carlos (IF) 2002-05
 Peña, Orlando (RHP) 1965-67
 Peña, Ramon (RHP) 1989
 Penn, Shannon (IF) 1995-96
 Penny, Brad (RHP) 2011
 Pentz, Gene (RHP) 1975
 Peploski, Pepper (IF) 1913
 Pepper, Don (IF) 1966
 Peralta, Johnny (IF) 2010-13
 Peralta, Willy (RHP) 2021-22
 Percival, Troy (RHP) 2005
 Perez, Herman (IF) 2012-15
 Perez, Neifi (IF) 2006-07
 Perez, Timo (OF) 2007
 Perisho, Matt (LHP) 2001-2002
 Perkins, Cy (PH) 1934
 Pernoll, Hub (LHP) 1910, 1912
 Perranoski, Ron (LHP) 1971-72
 Perritt, Pol (RHP) 1921
 Perry, Boyd (IF) 1941
 Perry, Clay (IF) 1908
 Perry, Hank (OF) 1912
 Perry, Jim (RHP) 1973
 Perry, Ryan (RHP) 2009-11
 Pesky, Johnny (IF) 1952-54

Peters, John (C) 1915
 Peters, Rick (IF/OF) 1979-81
 Peterson, Dustin (OF) 2019
 Petrick, Ben (OF) 2003
 Petry, Dan (RHP) 1979-87, 1990-91
 Pettis, Gary (OF) 1988-89, 1992
 Pettyjohn, Adam (LHP) 2001
 Philleary, Dave (IF/OF) 1957
 Phillips, Bubba (IF/OF) 1965, 1963-64
 Phillips, Eddie (C) 1929
 Phillips, Jack (IF/OF) 1955-57
 Phillips, Red (RHP) 1934, 1936
 Phillips, Tony (IF) 1990-95
 Pierce, Billy (LHP) 1945, 1948
 Pierce, Jack (IF) 1975
 Piet, Tony (IF) 1938
 Pillette, Herman (RHP) 1922-24
 Pineda, Luis (RHP) 2001
 Pineda, Michael (RHP) 2022
 Pinelli, Babe (IF) 1920
 Pipp, Wally (IF) 1913
 Pippin, Cotton (RHP) 1939-40
 Pittaro, Chris (IF) 1985
 Platte, Al (OF) 1913
 Podres, Johnny (LHP) 1966-67
 Poffenberger, Boots (RHP) 1937-38
 Polanco, Placido (IF) 2005-09
 Polia, Luis (DH/OF) 1999-00
 Poole, Jim (LHP) 2000
 Porcello, Rick (RHP) 2009-14
 Porter, I.W. (C/OF/IF) 1955-57
 Post, Lew (OF) 1902
 Powell, Brian (RHP) 1998, 2002
 Powell, Ray (OF) 1913
 Power, Ted (RHP) 1988
 Pratt, Del (IF) 1923-24
 Presko, Joe (RHP) 1957-58
 Presley, Alex (OF) 2016-17
 Price, David (LHP) 2014-15
 Price, Jim (C) 1967-71
 Priddy, Jerry (IF) 1950-53
 Prude, Curtis (OF) 1996-97
 Proctor, Jim (RHP) 1959
 Prudhomme, Augie (RHP) 1929
 Pugh, Tim (RHP) 1997
 Pucey, David (LHP) 2011
 Purtell, Billy (IF) 1914
 Putkonen, Luke (RHP) 2012-14
 Putman, Ed (C) 1979

— Q —

Quellich, George (OF) 1931

— R —

Rabelo, Mike (C) 2006-07
 Raburn, Ryan (IF/OF) 2004, 2007-12
 Radatz, Dick (RHP) 1969
 Radcliff, Rip (OF/IF) 1941-43
 Rakow, Ed (RHP) 1964-65
 Ramirez, Erasmo (RHP) 2021
 Ramirez, Nick (LHP) 2019-20
 Ramirez, Wilkin (OF) 2009-10
 Ramos, Wilson (C) 2021
 Randa, Joe (IF) 1998
 Rapada, Clay (LHP) 2007-09
 Rapp, Earl (OF) 1949
 Ray, Jim (RHP) 1974
 Ray, Robbie (LHP) 2014
 Raymond, Bugs (RHP) 1904
 Redman, Mark (LHP) 2001-02
 Redmond, Wayne (OF) 1965, 1969
 Reed, Bob (RHP) 1969-70
 Reed, Evan (RHP) 2013-14
 Reed, Jody (IF) 1997
 Reese, Rich (IF/OF) 1973
 Regan, Phil (RHP) 1960-65
 Reiber, Frank (C/IF) 1933-36
 Reiningger, Zac (RHP) 2017, 19
 Remenges, Alex (RHP) 1912
 Renfer, Erwin (RHP) 1913
 Rensa, Tony (C) 1930
 Renteria, Edgar (IF) 2008
 Reyes, Victor (OF) 2018-22
 Reynolds, Bob (RHP) 1975
 Reynolds, Ross (RHP) 1914-15
 Rhiehl, Billy (IF/OF) 1932-33
 Rhymes, Will (IF) 2010-11
 Ribant, Dennis (RHP) 1968
 Rice, Harry (OF/IF) 1928-30
 Richards, Paul (C) 1943-46
 Richardson, Nolen (IF) 1929, 1931-32
 Richie, Bob (OF) 1989

Riebe, Hank (C) 1942, 1947-49
 Rigney, Topper (IF) 1922-25
 Rincon, Juan (RHP) 2009
 Ripken, Bill (IF) 1998
 Rizer, Kevin (RHP) 1989-92
 Rivera, Michael (C) 2001-02
 Roark, Mike (C) 1961-64
 Robbins, Bruce (LHP) 1979-80
 Roberts, Bip (OF/IF/DH) 1998
 Roberts, Dave (LHP) 1976-77
 Roberts, Leon (OF) 1974-75
 Roberts, Willis (RHP) 1999
 Robertson, Jerry (RHP) 1970
 Robertson, Nate (LHP) 2003-09
 Robinson, Aaron (C) 1949-51
 Robinson, Eddie (IF) 1957
 Robinson, Jeff (RHP) 1987-90
 Robinson, Rabbit (IF/OF) 1904
 Robson, Jacob (OF) 2021
 Rodney, Fernando (RHP) 2002-09
 Rodriguez, Aurelio (IF) 1971-79
Rodriguez, Eduardo (LHP) 2022-
 Rodriguez, Elvin (RHP) 2022
 Rodriguez, Francisco (RHP) 2016-17
 Rodriguez, Ivan (C) 2004-08
 Rodriguez, Ronny (IF) 2018-19
 Rodriguez, Steve (IF) 1995
 Rogalski, Joe (RHP) 1938
 Rogell, Billy (IF/OF) 1930-39
Rogers, Jake (C) 2019, 2021-
 Rogers, Kenny (LHP) 2006-08
 Rogovin, Saul (RHP) 1949-51
 Rojas, Mel (RHP) 1999
 Roman, Bill (IF) 1964-65
 Romero, Ed (IF) 1990
 Romine, Andrew (IF) 2014-17
 Romine, Austin (C) 2020
 Roudnev, Henri (C/IF) 1913
 Rondón, Bruce (RHP) 2013-17
 Roney, Matt (RHP) 2003
 Rooker, Jim (LHP) 1968
 Rosenthal, Trevor (RHP) 2019
 Ross, Cody (OF) 2003
 Ross, Don (IF/OF) 1938, 1942-45
 Ross, Tyson (RHP) 2019
 Rossman, Claude (IF) 1907-09
 Rothschild, Larry (RHP) 1981-82
 Rowan, Jack (RHP) 1906
 Rowe, Schoolboy (RHP) 1933-42
 Rowland, Rich (C) 1990-93
 Rozema, Dave (RHP) 1977-84
 Ruble, Art (OF) 1927
 Rucker, Dave (LHP) 1981-83
 Ruel, Muddy (C) 1931-32
 Ruffin, Chance (RHP) 2011
 Ruhle, Vern (RHP) 1974-77
 Runyan, Sean (LHP) 1998-2000
 Russell, Jack (RHP) 1937
 Ryan, Dusty (C) 2008-09
 Ryan, Kyle (LHP) 2014-17

— S —

Sabel, Erik (RHP) 2002
 Sager, A.J. (RHP) 1996-98
 Salas, Mark (C) 1990-91
 Salazar, Luis (OF/IF/DH) 1988
 Salazar, Oscar (IF) 2002
 Saltalamacchia, Jarrod (C) 2016, 2018
 Sanford, Ron (IF) 1955, 1957
 Samuel, Juan (IF) 1994-95
 Samuels, Joe (RHP) 1930
 Sanchez, Alex (OF) 1985
 Sanchez, Alex (OF) 2003-2004
 Sanchez, Anibal (RHP) 2012-17
 Sanders, Reggie (IF) 1974
 Sanders, Scott (RHP) 1997-98
 Santana, Julio (RHP) 2002
 Santana, Marino (RHP) 1998
 Santana, Pedro (IF) 2001
 Santiago, Ramon (IF) 2002-03, 2006-13
 Santos, Omir (C) 2011-12
 Santos, Victor (RHP) 2001
 Sardinha, Dane (C) 2008-09
 Sargent, Joe (IF) 1921
 Saucier, Kevin (LHP) 1981-82
 Saunders, Dennis (RHP) 1970
 Saupold, Warwick (RHP) 2016-18
 Sborz, Jay (RHP) 2010
 Scanlan, Bob (RHP) 1996
 Scarborough, Jay (RHP) 1953
 Schaefer, Germany (IF/OF) 1905-09



TIGERS ALL-TIME ROSTER

Schaller, Biff (OF/IF) 1911
 Schang, Wally (C) 1931
 Schatzeder, Dan (LHP) 1980-81
 Scheibeck, Frank (IF) 1906
 Scherman, Fred (LHP) 1969-73
 Scherrer, Bill (LHP) 1984-86
 Scherzer, Max (RHP) 2010-14
 Schiappacase, Lou (OF) 1902
 Schlereth, Daniel (LHP) 2010-12
 Schmack, Brian (RHP) 2003
 Schmidt, Boss (C/OF) 1906-11
Schoop, Jonathan (IF) 2020-
 Schreiber, John (RHP) 2019-20
 Schu, Rick (IF) 1989
 Schube, Heinie (IF) 1929, 1932-35
 Schultz, Barney (RHP) 1959
 Schultz, Bob (LHP) 1955
 Schwabe, Mike (RHP) 1989-90
 Scrivener, Chuck (IF) 1975-77
 Seale, Johnnie (LHP) 1964-65
 Searcy, Steve (LHP) 1988-91
 Seats, Tom (LHP) 1940
 Seay, Bobby (LHP) 2006-09
 Secory, Frank (OF) 1940
 Seelbach, Chuck (RHP) 1971-74
 Semproch, Ray (RHP) 1960
 Sewell, Rip (RHP) 1932
 Shaw, Dick (OF) 1973-74
 Shaw, Al (C/IF) 1901
 Shaw, Bob (RHP) 1957-58
 Shea, Merv (C) 1927-29, 1939
 Sheets, Larry (OF) 1990
 Sheffield, Gary (OF) 2007-08
 Shelby, John (OF) 1909-91
 Shelley, Hugh (OF) 1935
 Shelton, Chris (C/IF) 2004-06
 Sheridan, Pat (OF) 1986-88
 Sherry, Larry (RHP) 1964-67
 Shevlin, Jimmy (IF) 1930
 Shiver, Ivey (OF) 1931
 Shoop, Ron (C) 1959
Short, Zack (IF) 2021-
 Shorten, Chick (OF/C) 1919-21
 Siddall, Joe (C) 1998
 Sierra, Ruben (OF/DH) 1996
 Siever, Ed (LHP) 1901-02, 1906-08
 Sigafos, Frank (IF) 1929
 Simmons, Al (OF/IF) 1936
 Simmons, Hack (IF/OF) 1910
 Simmons, Nelson (OF) 1984-85
 Simon, Alfredo (RHP) 2015
 Simon, Randall (1B) 2001-02
 Sims, Duke (C/OF) 1972-73
 Sinatra, Matt (C) 1989
 Singleton, Duane (OF) 1996
 Sisler, Dave (RHP) 1959-60
 Sizemore, Scott (IF) 2010-11
 Skeels, Dave (RHP) 1910
 Skizas, Lou (OF/IF) 1958
 Skopec, John (LHP) 1903
Skubal, Tarik (LHP) 2020-
 Slaton, Jim (RHP) 1978, 1986
 Slayback, Bill (RHP) 1972-74
 Slear, Lou (LHP) 1957-58
 Small, Jim (OF) 1955-57
 Smith, Bob (LHP) 1959
 Smith, Chad (RHP) 2014
 Smith, Clay (RHP) 1940
 Smith, George C. (IF) 1963-65
 Smith, George S. (RHP) 1926-29
 Smith, Heinie (IF) 1903
 Smith, Jack (IF) 1912
 Smith, Jason (IF) 2004-2005
 Smith, Rufus (LHP) 1927
 Smith, Willie (LHP) 1963
 Smoker, Josh (LHP) 2018
 Smyly, Drew (LHP) 2012-14
 Snell, Nate (RHP) 1987
 Sodowsky, Clint (RHP) 1995-96
 Soria, Joakim (RHP) 2014-15
 Sorrell, Vic (RHP) 1928-37
 Sosa, Elias (RHP) 1982
 Soto, Gregory (LHP) 2019-22
 Souchock, Steve (OF/IF) 1951-55
 Sparks, Steve (RHP) 2000-03
 Sparma, Joe (RHP) 1964-69
 Speer, Kid (LHP) 1909
 Spencer, George (RHP) 1958, 1960
 Spencer, Tubby (C/IF) 1916-18
 Spikes, Charlie (OF) 1978
 Spilman, Harry (IF) 1986
 Spurling, Chris (RHP) 2003-06

St. Pierre, Max (C) 2010
 Staibback, Tuck (OF) 1940-41
 Stairs, Matt (IF) 2006
 Staley, Gerry (RHP) 1961
 Stanley, Oscar (C/IF) 1909-20, 1925
 Stanage, Mickey (OF/IF) 1964-78
 Staton, Joe (IF) 1972-73
 Stout, Rusty (OF) 1976-79
 Steen, Bill (RHP) 1915
 Stegman, Dave (OF) 1978-80
 Steiner, Ben (PR) 1947
 Steverson, Todd (OF) 1995
 Stewart, Christin (OF) 2018-20
 Stewart, Walter (LHP) 1921
 Stidham, Phil (RHP) 1994
 Stoddard, Bob (RHP) 1985
 Stone, John (OF) 1928-33
 Stoner, Il (RHP) 1922, 1924-29
 Stovall, Jesse (RHP) 1904
 Strahler, Mike (RHP) 1973
 Strampe, Bob (RHP) 1972
 Strangle, Doug (IF) 1989
 Streuli, Walt (C) 1954-56
 Stroud, Sailor (RHP) 1910
 Stuart, Marlin (RHP) 1949-52
 Stubbs, Franklin (IF/OF) 1995
 Stump, Jim (RHP) 1957, 1959
 Stumpf, Daniel (LHP) 2017-19
 Sturdivant, Tom (RHP) 1963
 Suarez, Eugenio (IF) 2014
 Sudden, Joe (IF) 1912
 Suggs, George (RHP) 1908-09
 Sullivan, Billy, Sr. (C) 1916
 Sullivan, Billy, Jr. (C/IF) 1940-41
 Sullinan, Charlie (RHP) 1928, 1930-31
 Sullivan, Jack (IF) 1944
 Sullivan, Joe (LHP) 1935-36
 Sullivan, John E. (C) 1905
 Sullivan, John P. (C) 1963-65
 Sullivan, Russ (OF) 1951-53
 Summers, Champ (OF) 1979-81
 Summers, Ed (RHP) 1908-12
 Susce, George C. (C) 1932
 Susce, George D. (RHP) 1958-59
 Sutherland, Gary (IF) 1974-76
 Sutherland, Suds (RHP) 1921
 Sweeney, Bill (IF/OF) 1928
 Swift, Bob (C) 1944-53
 Sykes, Bob (LHP) 1977-78
 Szatkiewicz, Ken (IF) 1970

— T —

Tanana, Frank (LHP) 1985-92
 Tata, Jordan (RHP) 2006-07
 Tavenor, Jackie (IF) 1921, 1925-28
 Taylor, Bennie (IF) 1952
 Taylor, Bill (OF) 1957-58
 Taylor, Bruce (RHP) 1977-79
 Taylor, Gary (RHP) 1969
 Taylor, Tony (IF/OF) 1971-73
 Taylor, Wiley (RHP) 1911
 Tebbetts, Budie (C) 1936-42, 1946-47
 Teheran, John (RHP) 2021
 Terrell, Walt (RHP) 1985-88, 1990-92
 Terry, John (P) 1902
 Tettleton, Mickey (C/DH) 1991-94
 Thames, Marcus (OF) 2004-09
 Thomas, Brad (LHP) 2010-11
 Thomas, Bud (RHP) 1939-41
 Thomas, Cleo (OF) 2008-09, 2012
 Thomas, Frosty (RHP) 1905
 Thomas, George (IF/OF) 1957-58, 1961, 1964-65
 Thomas, Ira (C) 1908
 Thompson, Jason (IF) 1976-80
 Thompson, Justin (LHP) 1996-99
 Thompson, Sam (OF) 1906
 Thompson, Tim (C) 1958
 Thurman, Gary (OF) 1993
 Thurmond, Mark (LHP) 1986-87
 Timmerman, Tom (RHP) 1969-73
 Tingler, Ron (C) 1995
 Tobik, Dave (RHP) 1978-82
 Tobin, Jim (RHP) 1945
 Tolar, Kevin (LHP) 2000-01
 Tolman, Tim (OF) 1986-87
 Tomberlin, Andy (OF/DH) 1998
 Torgerson, Earl (IF) 1955-57
Torkelson, Spencer (IF) 2022-
 Torres, Andres (OF) 2020-24
 Torres, Carlos (RHP) 2019
 Tracewski, Dick (IF) 1966-69

Trammell, Alan (IF) 1977-96
 Trammell, Bubba (OF/DH) 1997
 Travers, Al (RHP) 1912
 Treanor, Matt (C) 2009
 Tresh, Tom (IF/OF) 1969
 Triandos, Gus (C) 1963
 Trout, Dizzy (RHP) 1939-52
 Troy, Brun (RHP) 1912
 Truby, Chris (IF) 2002
 Trucks, Yrigoi (RHP) 1941-43,
 1945-52, 1956
 Trujillo, Mike (RHP) 1988-89
 Tsitouris, John (RHP) 1957
 Tuasosopo, Matt (IF/OF) 2013
Turnbull, Spencer (RHP) 2018-
 Turner, Jacob (RHP) 2011-12, 2018
 Turner, Jerry (OF) 1982
 Tuttle, Bill (OF) 1952, 1954-57
 Tutwiler, Guy (IF/OF) 1911, 1913

— U —

Uhl, Bob (RHP) 1940
 Uhle, George (RHP) 1929-33
 Ujdur, Jerry (RHP) 1980-83
 Underwood, Pat (LHP) 1979-80, 1982-83
 Unser, Al (C/IF) 1942-44
 Upton, Justin (OF) 2016-17
 Urbani, Tom (LHP) 1996
 Urbina, Ugueth (RHP) 2004-05
 Urdaneta, Lino (RHP) 2004

— V —

Valdez, Jose (RHP) 2015
 Valentini, Vito (RHP) 1958
 Valverde, Jose (RHP) 2010-13
 Vangilder, Elam (RHP) 1928-29
 Van Hekken, Andy (LHP) 2002
 Van Poppel, Todd (RHP) 1996
 Vasquez, Virgil (RHP) 2007
 Veach, Bobby (OF) 1912-23
 Veal, Coot (IF) 1958-60, 1963
 Vedder, Lou (RHP) 1920
 Veras, Jose (RHP) 2013
 Veras, Randy (RHP) 1996
 VerHagen, Drew (RHP) 2014-19
 Verlander, Justin (RHP) 2005-17
 Verzyer, Tom (IF) 1973-77
Vest, Will (RHP) 2022-
 Vico, Sam (IF) 1948-49
 Villafuerte, Brandon (RHP) 2000
 Villarreal, Brayon (RHP) 2011-13
 Vina, Fernando (IF) 2004
 Virgil, Ozzie (IF/C) 1958, 1960-61
 Vitt, Ossie (IF/OF) 1912-18

— W —

Wade, Jake (LHP) 1936-38
 Wagner, Hal (C) 1947-48
 Wagner, Mark (IF) 1976-80
 Wakefield, Dick (OF) 1941, 1943-44, 1946-49
 Wakeland, Chris (OF) 2001
 Walbeck, Matt (C) 1997, 2002-03
 Walewander, Jim (IF) 1987-88
 Walker, Dixie (OF) 1938-39
 Walker, Frank (OF) 1917-18
 Walker, Gee (OF) 1931-37
 Walker, Hub (OF) 1931, 1935, 1945
 Walker, Jamie (LHP) 2002-06
 Walker, Luke (LHP) 1974
 Walker, Mike (RHP) 1996
 Walker, Tom (RHP) 1975
 Walkup, Jim E. (RHP) 1939
 Walkup, Jim H. (LHP) 1927
 Walsh, Jim (LHP) 1921
 Wapnik, Steve (RHP) 1990
 Ward, Gary (IF/OF) 1989-90
 Ward, Hap (OF) 1912
 Warden, Jon (LHP) 1968
 Warner, Jack (IF) 1925-28
 Warner, John (C) 1905-06
 Washburn, Jarrod (LHP) 2009
 Watson, Johnny (IF) 1930
 Weaver, Jeff (RHP) 1999-2002
 Weaver, Jim (OF) 1985
 Weaver, Roger (RHP) 1980
 Webb, Earl (OF/IF) 1932-33
 Webb, Skeeter (IF) 1945-46
 Weber, Thad (RHP) 2012
 Wehmeier, Herm (RHP) 1958
 Weik, Dick (RHP) 1953-54
 Weinhardt, Robbie (RHP) 2010-11
 Welch, Milt (C) 1945

Wells, Casper (OF) 2010-11
 Wells, David (LHP) 1993-95
 Wells, Ed (LHP) 1923-27
Wentz, Joey (LHP) 2022-
 Wert, Don (IF) 1963-70
 Wertz, Vic (OF/IF) 1947-52, 1961-63
 Wheatley, Charlie (RHP) 1912
 Whelan, Kevin (RHP) 2014
 Whillock, Jack (RHP) 1971
 Whitaker, Lou (IF) 1977-95
 White, Derrick (OF/IF) 1995
 White, Hal (RHP) 1941-43, 1946-52
 White, Jo-Jo (OF) 1932-38
 White, Rondell (OF) 2004-05
 Whitehill, Earl (LHP) 1923-32
 Whiteside, Sean (LHP) 1995
 Wickander, Kevin (RHP) 1995
 Wickander, Dave (RHP) 1964-67
 Wiggs, Jimmy (RHP) 1905-06
 Wight, Bill (LHP) 1952-53
 Wilcox, Milt (RHP) 1977-85
 Wilk, Adam (LHP) 2011-12
 Willett, Ed (RHP) 1906-13
 Williams, Brian (RHP) 1996
 Williams, Eddie (OF/IF/DH) 1996
 Williams, Frank (RHP) 1989
 Williams, Johnny (RHP) 1914
 Williams, Ken (OF) 1989-90
 Williams, Lefty (LHP) 1913-14
 Willis, Carl (RHP) 1984
 Willis, Dentrille (LHP) 2008-10
 Wilson, Alex (RHP) 2015-18
 Wilson, Bobby (C) 2016, 2019
 Wilson, Earl (RHP) 1966-70
 Wilson, Glenn (OF) 1982-83
 Wilson, Icehouse (PH) 1934
 Wilson, Jack (RHP) 1942
 Wilson, Josh (IF) 2015
 Wilson, Justin (LHP) 2016-17
 Wilson, Mutt (RHP) 1920
 Wilson, Red (C) 1954-60
 Wilson, Quanto (C) 1911
 Wilson, Vance (C) 2005-08
 Wilson, Walter (RHP) 1945
 Wingo, Red (OF/IF) 1924-28
 Winter, George (RHP) 1908
 Wise, Casie (IF) 1960
 Wise, Hughie (C) 1930
 Witt, Kevin (IF) 2003
 Wockenliss, John (C/OF/IF) 1974-83
 Wojey, Pete (RHP) 1956-57
 Wolf, Randy (LHP) 2015
 Wood, Bob (C) 1904-05
 Wood, Jake (IF/OF) 1961-67
 Wood, Jason (IF/DH) 1998-99
 Wood, Joe (IF) 1943
 Woodall, Larry (OF) 1920-29
 Woodstock, Hal (LHP) 1956, 1961
 Woods, Ron (OF) 1969
 Woodard, Mark (RHP) 2005
 Woods, Ralph (RHP) 1909-12
 Worrell, Tim (RHP) 1998
 Worth, Danny (IF) 2010-14
 Wuesting, Yats (IF) 1929-30
 Wyatt, John (RHP) 1968
 Wyatt, Whit (RHP) 1929-33

— Y —

Yan, Esteban (RHP) 2004
 Yde, Emil (LHP) 1929
 Yeager, Joe (IF/RHP/OF) 1901-03
 Yelle, Archie (C) 1917-19
 Yewcic, Tom (C) 1957
 York, Rudy (IF/C/OF) 1934, 1937-45
 Yost, Eddie (IF) 1959-60
 Young, Delmon (OF) 2011-12
 Young, Dmitri (OF) 2002-06
 Young, Ernie (OF) 2003
 Young, John (IF) 1971
 Young, Kip (RHP) 1978-79
 Young, Matt (IF/OF) 2012
 Young, Ralph (IF) 1915-21

— Z —

Zachary, Chris (RHP) 1972
 Zamloch, Carl (RHP) 1913
 Zepp, Bill (RHP) 1971
 Zernial, Gus (OF/IF) 1958-59
 Zimmermann, Jordan (RHP) 2016-20
 Zumaya, Joel (RHP) 2006-10
 Zvernick, George (RHP) 1954-55

TIGERS ALL-TIME ROSTER



DETROIT NATIONAL LEAGUE CLUB

1881-1888

— B —
 Baldwin, Lady (LHP/OF), 1885-88
 Beatin, Eb (RHP), 1987-88
 Beatie, Dave (C/OF), 1884
 Bennett, Charlie (C/IF/OF), 1881-88
 Bradley, George (IF), 1881
 Brill, Frank (RHP), 1884
 Briody, Fatty (C), 1887
 Broughton, Cal (C), 1888
 Brouthers, Dan (IF), 1886-88
 Brown, Lew (IF/OF), 1881
 Bryant, George (IF), 1885
 Buker, Harry (IF/OF), 1884
 Burke, Walter (P), 1887
 Burns, Dick (OF/LHP), 1883

— C —
 Campau, Count (OF), 1888
 Casey, Bob (IF), 1882
 Casey, Dan (LHP), 1885
 Collins, Chub (IF), 1885
 Conway, Pete (RHP/OF), 1886-88
 Cox, Frank (IF), 1884
 Crane, Sam (IF/OF), 1885-86

— D —
 Decker, Harry (C/IF/OF), 1886
 Derby, George (RHP), 1881-82
 Donely, Jim (IF), 1885
 Dorgan, Mike (IF/OF), 1881
 Dunlap, Fred (IF/OF/RHP), 1886-87

— F —
 Farrell, Joe (IF/OF) 1882-84
 Foley, Will (IF), 1881
 Forster, Tom (IF), 1882

— G —
 Ganzel, Charlie (C/IF/OF), 1886-88
 Gastfield, Ed (C/IF/OF), 1884-85
 Geiss, Bill (IF/OF/P), 1884
 Gerhardt, Joe (IF), 1881
 Getzein, Charlie (RHP), 1884-88
 Gillen, Tom (C), 1888
 Gilligan, Barney (C), 1888
 Gruber, Henry (LHP), 1887-88
 Guiney, Ben (C/OF), 1883-84

— H —
 Halpin, Jim (IF), 1885
 Hanlon, Ned (IF/OF), 1881-88
 Houck, Sadie (IF), 1881, 1883

— J —
 Jones, Frank (IF/OF), 1884
 Jones, Jumping Jack (RHP), 1883

— K —
 Kearns, Tom (IF), 1882, 1884
 Kellogg, Nat (IF), 1885
 Kenzie, Walter (IF), 1882
 Knight, Lon (OF/IF), 1881-82

— L —
 LaRouque, Sam (IF), 1888
 Leary, Jack (OF/LHP), 1881
 Lowe, Richard (C), 1884
 Luff, Henry (IF), 1882

— M —
 Manning, Jimmy (IF/OF), 1885-87
 Mansell, Tom (IF/LHP), 1883
 McGeachy, Jack (OF), 1886

McGeary, Mike (IF), 1882
 McGuire, Deacon (C/OF), 1885, 1888
 McIntyre, Frank (P), 1883
 McQuery, Mox (IF/OF), 1885
 Meinke, Frank (IF/P/OF), 1884-85
 Moore, Jerry (C), 1885
 Moriarity, Gene (OF/IF/LHP), 1885
 Morrissey, John (IF), 1882
 Morton, Charlie (IF), 1885
 Mountain, Frank (RHP), 1881
 Moynahan, Mike (OF), 1881
 Mullane, Tony (P), 1881

— N —
 Nicholson, Parson (IF), 1888

— O —
 O'Leary, Dan (OF), 1881
 Olin, Frank (IF), 1885

— P —
 Phillips, Marr (IF), 1885
 Powell, Martin (IF/C), 1881-83
 Prince, Walter (IF/OF), 1884

— Q —
 Quest, Joe (IF/OF), 1883-85

— R —
 Radbourn, George (RHP/OF) 1883
 Reiley, Charlie (C/IF/OF), 1881
 Richardson, Hardy (IF/OF/RHP), 1886-88
 Ringo, Frank (C/IF/OF), 1885
 Robinson, Yank (IF/OF/RHP), 1882
 Rowe, Jack (IF/C), 1886-88

— S —
 Santry, Ed (IF), 1884
 Scheffler, Ted (OF), 1888
 Scheibeck, Frank (IF), 1888
 Scott, Milt (IF), 1884-85
 Shaw, Dupee (LHP/OF), 1883-84
 Shindle, Bill (IF/OF), 1886-87
 Smith, Bill (P), 1886
 Smith, Phenomenal (LHP), 1886
 Stearns, Dan (IF), 1881
 Sutcliffe, Sy (IF/C/OF), 1888

— T —
 Taylor, Billy (OF), 1881
 Thompson, Sam (OF), 1885-88
 Trott, Sam (C/IF/OF), 1881-83
 Troy, Dasher (IF), 1881-82
 Twitchell, Larry (OF/RHP), 1886-88

— W —
 Weber, Harry (OF), 1884
 Weidmann, Stump (RHP/OF/IF), 1881-85, 1887
 Wells, Jake (C), 1888
 White, Deacon (IF/OF), 1886-88
 White, Will (RHP), 1881
 Whitney, Art (IF/RHP), 1881-82
 Willigrod, Julius (OF), 1882
 Wise, Sam (IF), 1881
 Wood, Fred (C/OF/IF), 1884
 Wood, George (OF/IF/RHP), 1881-85

— Z —
 Zimmer, Chief (C/OF), 1884

TIGERS ALL-TIME TRADES

- 1903
 June 10 Acquired INF's Ernie Courtney and Herman Long from the **Yankees** for INF Kid Elberfield
- 1904
 January 8 Acquired RHP Jesse Stovall and LHP Ed Killian from the **Indians** for OF Billy Lush
 July 25 Acquired C Monte Beville from the **Yankees** for C Frank McManus
 August 7 Acquired INF Piano Legs Hickman from the **Indians** for C Fritz Buelow and INF Charlie Carr
- 1909
 August 13 Acquired INF Jim Delahanty from the **Senators** for INF's Germany Schaefer and Red Killefer
 August 20 Acquired INF Tom Jones from the **Browns** for INF Claude Rossman
- 1915
 August 18 Acquired RHP's Bill James and Grover Lowdermilk from the **Browns** for OF Baby Doll Jacobson
- 1919
 January 17 Acquired LHP Slim Love, C Eddie Ainsmith and OF Chick Shorten from the **Red Sox** for INF Ossie Vitt
 July 5 Acquired RHP Doc Ayers from the **Senators** for RHP Eric Erickson
- 1922
 October 30 Acquired RHP Rip Collins and INF Del Pratt from the **Red Sox** for RHP's Carl Holling and Howard Ehmke,
 INF Danny Clark, OF Babe Herman and cash considerations
- November 24 Acquired LHP Ray Francis from the Senators for INF Chick Gagnon
- 1925
 December 9 Acquired INF Homer Ezzell and OF Tex Vache from the **Red Sox** for INF Fred Haney
- 1927
 January 15 Acquired C Pinky Hargrave and INF's Marty McManus and Bobby LaMotte from the **Browns** for LHP Lefty Stewart,
 C Otto Miller and INF's Frank O'Rourke and Billy Mullen
- December 2 Acquired RHP Elam Vangilder, INF Chick Galloway and OF Harry Rice from the Browns for INF Lu Blue and OF Heinie Manush
- 1928
 December 11 Acquired RHP George Uhle from the **Indians** for RHP Ken Holloway and INF Jackie Tavener
 December 19 Acquired INF Bucky Harris from the **Senators** for INF Jack Warner
- 1930
 May 30 Acquired RHP Waite Hoyt and INF Mark Koenig from the **Yankees** for RHP Ownie Carroll, INF Yats Wuestling and OF Harry Rice
- 1931
 March 31 Acquired C Muddy Ruel from the **Red Sox** for INF Marty McManus
- 1932
 June 12 Acquired OF Earl Webb from the **Red Sox** for INF Dale Alexander and OF Roy Johnson
 December 14 Acquired RHP Firpo Marberry and LHP Carl Fischer from the **Senators** for LHP Earl Whitehill
- 1933
 June 2 Acquired RHP Vic Frasier from the **White Sox** for RHP Whit Wyatt
 December 12 Acquired C Mickey Cochrane from the **Athletics** for C Johnny Pasek and cash considerations
 December 20 Acquired OF Goose Goslin from the **Senators** for OF John Stone
- 1936
 April 30 Acquired INF Jack Burns from the **Browns** for LHP Chief Hogsett
- 1937
 December 2 Acquired RHP Vern Kennedy, INF Tony Piet and OF Dixie Walker from the **White Sox** for C Mike Tresh, INF Marv Owen and OF Gee Walker
- 1938
 December 15 Acquired LHP Archie McKain and INF Pinky Higgins from the **Red Sox** for RHP Eldon Auker, LHP Jake Wade and OF Chet Morgan

HISTORY & RECORDS



TIGERS ALL-TIME TRADES

1939	
May 13	Acquired RHP's Bobo Newsom and Jim Walkup, INF Red Kress and OF Beau Bell from the Browns for RHP's Vern Kennedy, Bob Harris, George Gill and Roxie Lawson, INF Mark Christman and OF Chet Laabs
June 14	Acquired OF Earl Averill from the Indians for LHP Harry Eisenstat and cash considerations
December 6	Acquired INF Dick Bartell from the Cubs for INF Billy Rogell
1940	
January 20	Acquired OF Bruce Campbell from the Indians for OF Beau Bell
1941	
December 12	Acquired INF Jimmy Bloodworth and OF Doc Cramer from the Senators for INF Frank Croucher and OF Bruce Campbell
1942	
July 17	Acquired RHP Jack Wilson from the Senators for INF Eric McNair (McNair refused to report)
1943	
October 11	Acquired C Bob Swift and INF Don Heffner from the Athletics for OF Rip Radcliff
1944	
December 12	Acquired INF Skeeter Webb from the White Sox for INF Joe Orengo
1945	
January 27	Acquired OF Roy Cullenbine from the Indians for INF's Don Ross and Dutch Meyer
1946	
January 3	Acquired INF Eddie Lake from the Red Sox for INF Rudy York
May 18	Acquired INF George Kell from the Athletics for OF Barney McCosky
1947	
May 20	Acquired C Hal Wagner from the Red Sox for C Birdie Tebbetts
1948	
November 10	Acquired C Aaron Robinson from the White Sox for LHP Billy Pierce and cash considerations
1949	
May 7	Acquired INF Don Kolloway from the White Sox for C Vern Rapp
December 14	Acquired INF Gerry Priddy from the Browns for RHP Lou Kretlow and cash considerations
December 17	Acquired INF Dick Kryhoski from the Yankees for OF Dick Wakefield
1951	
May 15	Acquired LHP Bob Cain from the White Sox for RHP Saul Rogovin
1952	
February 14	Acquired LHP Dick Littlefield, C Matt Batts, INF Ben Taylor and OF Cliff Mapes from the Browns for LHP's Gene Bearden and Bob Cain
June 3	Acquired LHP Bill Wight, INF's Johnny Pesky, Walt Drogo and Fred Hatfield and OF Don Lenhardt from the Red Sox for RHP Dizzy Trout, INF's George Kell and Johnny Lipon and OF Hoot Evers
August 14	Acquired RHP's Ned Garver, Dave Madison and Bud Black and OF Jim Delsing from the Browns for RHP Marlin Stuart, LHP Dick Littlefield and OF's Vic Wertz and Don Lenhardt
October 27	Acquired OF Jake Crawford from the Browns for INF Neil Berry and OF Cliff Mapes
December 4	Acquired INF Owen Friend, INF/OF J.W. Porter and OF Bob Nieman from the Browns for RHP's Virgil Trucks and Hal White and OF Johnny Groth
1953	
January 29	Acquired INF Billy Hitchcock from the Athletics for INF Don Kolloway
June 15	Acquired RHP's Steve Gromek and Dick Weik, LHP Al Aber and INF Ray Boone from the Indians for RHP Art Houtteman, LHP Bill Wight, C Joe Ginsberg and INF Owen Friend
1954	
May 29	Acquired C Robert Wilson from the White Sox for C Matt Batts
June 9	Acquired INF Wayne Belardi from the Dodgers for RHP Ernie Nevel, C John Bucha, INF Charley Kress and cash considerations
December 6	Acquired RHP Leo Cristante and INF's Ferris Fain and Jack Phillips from the White Sox for LHP Ted Gray, INF Walt Drogo and OF Bob Nieman
1955	
November 30	Acquired RHP Virgil Trucks from the White Sox for OF Bubba Phillips
1956	
May 15	Acquired INF Jim Brideweser and INF/OF Bob Kennedy from the White Sox for INF Fred Hatfield and OF Jim Delsing
December 3	Acquired RHP's Jack Crimian and Bill Harrington and INF's Eddie Robinson and Jim Finigan from the Athletics for RHP's Virgil Trucks and Ned Garver, LHP Gene Host and INF Wayne Belardi
1957	
February 12	Acquired INF Jack Dittmer from the Braves for OF Charles King and cash considerations
April 30	Acquired OF Karl Olson from the Red Sox for INF Jack Phillips
June 13	Acquired OF Dave Phillely and cash considerations from the White Sox for INF Earl Torgeson
November 20	Acquired RHP Tom Morgan, LHP Maury McDermott, C Charlie Thompson, INF Billy Martin and OF's Gus Zernial and Lou Skizas from the Athletics for RHP's Duke Maas and John Tsitouris, C Frank House, INF Kent Hadley, OF's Bill Tuttle and Jim Small and a player to be named (INF Jim McManus)
1958	
January 28	Acquired INF's Ozzie Virgil and Gail Harris from the Giants for INF Jim Finigan and cash considerations
February 18	Acquired LHP Hank Aguirre and C Jim Hegan from the Indians for LHP Hal Woodeschick and C J.W. Porter
March 31	Acquired RHP Vito Valentinetti and INF Milt Bolling from the Indians for RHP Pete Wojey and cash considerations
June 15	Acquired RHP Bill Fischer and OF Tito Francona from the White Sox for RHP Bob Shaw and INF Ray Boone
June 23	Acquired RHP Al Cicotte from the Senators for RHP Vito Valentinetti
July 27	Acquired C John Turk and cash considerations from the Phillies for C Jim Hegan
November 20	Acquired RHP Ray Narleski, LHP Don Mossi and INF Ossie Alvarez from the Indians for RHP Al Cicotte and INF Billy Martin
December 5	Acquired C Lou Berberet from the Red Sox for RHP Herb Moford
December 6	Acquired INF's Eddie Yost and Rocky Bridges and OF Neil Chrisley from the Senators for INF's Reno Bertoia and Ron Samford and OF Jim Delsing
1959	
January 29	Acquired OF Larry Doby from the Indians for OF Tito Francona
May 2	Acquired RHP Dave Sisler and INF Ted Lepcio from the Red Sox for LHP Billy Hoefl
October 15	Acquired RHP Don Kaiser, C Mike Roarke and INF Casey Wise from the Braves for RHP Don Lee and C Charlie Lau
1960	
April 12	Acquired INF Norm Cash from the Indians for INF Steve Demeter
April 17	Acquired OF Rocky Colavito from the Indians for OF Harvey Kuenn
May 6	Acquired OF Sandy Amoros from the Dodgers for INF Gail Harris
June 15	Acquired RHP Clem Labine from the Dodgers for RHP Ray Semproch
July 22	Acquired RHP Bill Fischer from the Senators for RHP Tom Morgan
July 25	Acquired C Hank Foiles from the Indians for C Bob Wilson and INF Rocky Bridges
December 7	Acquired RHP Terry Fox, C Dick Brown, INF Chuck Cottier and OF Bill Bruton from the Braves for INF Frank Bolling and OF Neil Chrisley
1961	
May 10	Acquired INF Jim Baumer from the Reds for INF Dick Gernert
June 5	Acquired LHP Hal Woodeschick from the Senators for INF Chuck Cottier
June 7	Acquired RHP Jerry Casale from the Angels for RHP Jim Donohue
July 31	Acquired RHP Gerry Staley and INF Reno Bertoia from the Athletics for RHP Bill Fischer and INF Ozzie Virgil

TIGERS ALL-TIME TRADES



September 8	Acquired INF Vic Wertz from the Red Sox for cash considerations
December 1	Acquired RHP Sam Jones from the Colt 45's for RHPs Bob Bruce and Manny Montejo
1962	
June 25	Acquired INF/OF Bob Farley from the White Sox for OF Charlie Maxwell
November 25	Acquired INF Bubba Phillips from the Indians for RHP Gordon Seyfried and LHP Ron Nischwitz
November 26	Acquired C Gus Triandos and OF Whitey Herzog from the Orioles for C Dick Brown
November 27	Acquired RHP Bob Anderson from the Cubs for INF Steve Boros
1963	
August 23	Acquired OF Wayne Comer and cash considerations from the Senators for INF Larry Osborne
May 8	Acquired OF Lou Johnson and cash considerations from the Braves for INF Chico Fernandez
June 15	Acquired OF George Thomas and cash considerations from the Angels for RHP Paul Foytack and INF Frank Kostro
November 18	Acquired RHP's Ed Rakow and Dave Wickersham and INF Jerry Lumpe from the Athletics for RHP Bob Anderson, OF Rocky Colavito and cash considerations
December 4	Acquired RHP Jack Hamilton and OF Don Demeter from the Phillies for RHP Jim Bunning and C Gus Triandos
1964	
April 9	Acquired RHP Larry Sherry from the Dodgers for OF Lou Johnson and cash considerations
April 28	Acquired RHP Julio Navarro from the Angels for OF Willie Smith
1965	
October 4	Acquired RHP Bill Monbouquette from the Red Sox for INF George Smith and OF George Thomas
December 15	Acquired INF Dick Tracewski from the Dodgers for RHP Phil Regan
1966	
May 10	Acquired LHP Johnny Podres from the Dodgers for cash considerations
May 10	Acquired cash considerations from the Phillies for RHP Terry Fox
June 14	Acquired RHP Earl Wilson and OF Joe Christopher from the Red Sox for RHP Julio Navarro and OF Don Demeter
1967	
May 5	Acquired cash considerations from the Indians for RHP Orlando Pena
June 23	Acquired cash considerations from the Reds for OF Jake Wood
June 29	Acquired OF Jim Landis from the Astros for RHP Larry Sherry
August 17	Acquired INF Eddie Mathews from the Astros for RHP Fred Gladding and cash considerations
November 28	Acquired RHP Dennis Ribant from the Pirates for RHP Dave Wickersham
1968	
April 3	Acquired INF Fred Moulder from the Dodgers for LHP Hank Aguirre
July 26	Acquired RHP Don McMahon from the White Sox for RHP Dennis Ribant
1969	
June 14	Acquired INF/OF Tom Tresh from the Yankees for OF Ron Woods
December 3	Acquired RHP Jerry Robertson from the Expos for RHP Joe Spatano
December 4	Acquired RHP Joe Niekro from the Padres for RHP Pat Dobson and INF Dave Campbell
December 13	Acquired INF Dalton Jones from the Red Sox for INF Tom Matchick
1970	
May 22	Acquired LHP Bill Rohr and OF Russ Nagelson from the Indians for RHP Fred Lasher
October 9	Acquired RHP's Joe Coleman and Jim Hannan and INF's Eddie Brinkman and Aurelio Rodriguez from the Senators for RHP's Denny McLain and Norm McRae, INF Don Wert and OF Elliott Maddox
1971	
March 29	Acquired RHP Bill Zepp from the Twins for RHP Art Clifford and INF Bob Adams
June 12	Acquired INF Tony Taylor from the Phillies for RHP's Mike Frenuth and Carl Cavanaugh
December 2	Acquired C Tom Haller from the Dodgers for a player to be named (LHP Bernie Beckman) and cash considerations
1972	
May 9	Acquired INF/OF Reggie Sanders from the Athletics for LHP Mike Kilkenny
May 30	Acquired RHP Norm McRae from the Rangers for INF Dalton Jones
November 30	Acquired OF Dick Sharon from the Pirates for RHP Norm McRae and LHP Jim Foor
1973	
March 27	Acquired RHP Jim Perry from the Twins for RHP Danny Fife and cash considerations
April 2	Acquired C Charlie Sands from the Pirates for RHP Chris Zachary
May 14	Acquired C Bob Didier from the Braves for C Gene Lamont
June 15	Acquired RHP Ed Farmer from the Indians for RHP Tom Timmerman and INF Kevin Collins
October 23	Acquired OF Ben Oglivie from the Red Sox for INF Dick McUliffe
December 3	Acquired RHP Jim Ray and INF Gary Sutherland from the Astros for LHP Fred Scherman and cash considerations
December 6	Acquired LHP Ray Newman from the Brewers for RHP Mike Strahler
1974	
August 19	Acquired C Gerry Moses from the Yankees and traded RHP Jim Perry to the Indians and RHP Ed Farmer to the Yankees (the Indians traded RHP Rick Sawyer and OF Walt Williams to the Yankees) three-way deal
November 18	Acquired INF Nate Colbert from the Padres for RHP Bob Strampe, INF Eddie Brinkman and OF Dick Sharon
December 4	Acquired RHP Tom Walker and C Terry Humphrey from the Expos for LHP Woodie Fryman
December 5	Acquired cash considerations from the Pirates for RHP Jim Ray
1975	
March 29	Acquired INF Jack Pierce from the Braves for INF/OF Reggie Sanders
May 29	Acquired RHP Bob Reynolds from the Orioles for RHP Fred Holdsworth
December 6	Acquired LHP's Dave Roberts and Jim Crawford and C Milt May from the Astros for RHP's Gene Pentz and Mark Lemongello, C Terry Humphrey and OF Leon Roberts
1976	
June 8	Acquired cash considerations from the Cubs for RHP Joe Coleman
June 10	Acquired INF Pedro Garcia from the Brewers for INF Gary Sutherland
1977	
April 12	Acquired RHP Steve Foucault from the Rangers for OF Willie Horton
July 30	Acquired cash considerations from the Cubs for LHP Dave Roberts
December 9	Acquired OF Charlie Spikes from the Indians for INF Tom Verzyer
December 9	Acquired RHP Jim Slaton and LHP Rich Folkers from the Brewers for OF Ben Oglivie
1978	
January 30	Acquired INF Steve Dillard from the Red Sox for RHP's Michael Burns and Frank Harris and cash considerations
March 6	Acquired RHP Jack Billingham from the Reds for LHP George Cappuzzello and OF John Valle
December 4	Acquired RHP Aurelio Lopez and OF Jerry Morales from the Cardinals for LHPs Bob Sykes and Jack Murphy
1979	
March 13	Acquired RHP Mardie Cornejo from the Mets for LHP Ed Glynn
March 20	Acquired INF Steve Dillard from the Cubs for C Ed Putman
May 25	Acquired OF Champ Summers from the Reds for LHP Sheldon Burnside
July 20	Acquired C Randy Schafer and cash considerations from the Expos for OF Rusty Staub
October 31	Acquired INF Richie Hebner from the Mets for INF Phil Mankowski and OF Jerry Morales
December 5	Acquired LHP Jeff Holly from the Twins for RHP Fernando Arroyo
December 7	Acquired cash considerations from the Padres for INF Aurelio Rodriguez
December 7	Acquired LHP Dan Schatzeder from the Expos for OF Ron LeFlore



TIGERS ALL-TIME TRADES

- 1980**
 March 14 Acquired C Duffy Dyer from the **Expos** for INF Jerry Manuel
 May 12 Acquired cash considerations from the **Red Sox** for RHP Jack Billingham
 May 27 Acquired OF Al Cowens from the **Angels** for INF Jason Thompson
 June 2 Acquired OF Jim Lentine from the **Cardinals** for LHP John Martin and OF Al Greene
 December 10 Acquired LHP Kevin Saucier from the **Rangers** for INF Mark Wagner
 December 12 Acquired LHP Dennis Kinney from the **Padres** for OF Dave Stegman
- 1981**
 April 1 Acquired INF Mick Kelleher from the **Cubs** for cash considerations
 August 22 Acquired INF Ron Jackson from the **Twins** for OF Tim Corcoran
 November 27 Acquired OF Chet Lemon from the **White Sox** for OF Steve Kemp
 December 9 Acquired OF Larry Herndon from the **Giants** for LHP's Dan Schatzeder and Mike Chris
- 1982**
 March 4 Acquired INF Enos Cabell and cash considerations from the **Giants** for OF Champ Summers
 March 23 Acquired OF Ed Miller from the **Braves** for RHP Roger Weaver
 March 30 Acquired RHP Elias Sosa from the **Expos** for cash considerations
 April 21 Acquired cash considerations from the **Angels** for INF Mick Kelleher
 October 7 Acquired cash considerations from the **Padres** for RHP Elias Sosa
- 1983**
 March 24 Acquired OF John Grubb from the **Rangers** for RHP Dave Tobik
 March 25 Acquired C Sal Butera from the **Twins** for C Stine Poole
 June 22 Acquired RHP Doug Bair from the **Cardinals** for a player to be named (LHP Dave Rucker)
 June 30 Acquired INF Wayne Krenchicki from the **Reds** for LHP Pat Underwood
 November 21 Acquired cash considerations from the **Reds** for INF Wayne Krenchicki
- 1984**
 March 27 Acquired LHP Willie Hernandez and INF Dave Bergman from the **Phillies** for C John Wockenfuss and OF Glenn Wilson
 August 28 Acquired LHP Bill Scherrer from the **Reds** for a player to be named (RHP Carl Willis) and cash considerations
 December 7 Acquired RHP Walt Terrell from the **Mets** for INF Howard Johnson
- 1985**
 April 5 Acquired OF Alex Sanchez from the **Giants** for RHP Roger Mason
 June 20 Acquired LHP Frank Tanana from the **Rangers** for RHP Duane James
 October 7 Acquired RHP Eric King, LHP Dave LaPoint and C Matt Nokes from the **Giants** for RHP's Juan Berenguer and Scott Medvin and C Bob Melvin
 November 13 Acquired OF Dave Collins from the **Athletics** for INF/OF Barbaro Garbey
 December 12 Acquired INF/OF Darnell Coles from the **Mariners** for RHP Rich Monteleone
- 1986**
 January 18 Acquired INF/OF Dave Engle from the **Twins** for INF Chris Pittaro and OF Alex Sanchez
 July 9 Acquired LHP Mark Thurmond from the **Padres** for LHP Dave LaPoint
 August 9 Acquired C Mike Heath from the **Cardinals** for RHP Ken Hill and a player to be named (INF Mike Laga)
- 1987**
 January 27 Acquired OF's Terry Harper and Freddie Tiburcio from the **Braves** for RHP Randy O'Neal and LHP Chuck Cary
 March 24 Acquired C Orlando Mercado from the **Rangers** for a player to be named (OF Ruben Guzman)
 May 5 Acquired RHP Balvino Galvez from the **Dodgers** for C Orlando Mercado
 June 22 Acquired RHP Karl Best from the **Mariners** for RHP Bryan Kelly
 June 26 Acquired RHP Shawn Holman and INF Pete Rice from the **Pirates** for OF Terry Harper
 August 7 Acquired INF Jim Morrison from the **Pirates** for INF/OF Darnell Coles and a player to be named (LHP Morris Madden)
 August 12 Acquired RHP Doyle Alexander from the **Braves** for RHP John Smoltz
 September 22 Acquired RHP Dickie Noles from the **Cubs** for a player to be named (Noles returned to Cubs on October 23)
 December 5 Acquired OF Gary Pettis from the **Angels** for RHP Dan Petry
- 1988**
 February 24 Acquired INF Julius McDougal from the **Twins** for INF Doug Baker
 February 27 Acquired INF Ray Knight from the **Orioles** for LHP Mark Thurmond
 March 24 Acquired OF Billy Beane from the **Twins** for RHP Balvino Galvez
 March 28 Acquired RHP Don Schulze from the **Twins** for RHP Karl Best
 August 31 Acquired OF Fred Lynn from the **Orioles** for RHP Cesar Mejia, LHP Robinson Garces and C Chris Hoiles
 August 31 Acquired RHP Ted Power from the **Royals** for LHP Mark Lee and C Rey Palacios
 October 28 Acquired INF/OF Keith Moreland and INF Chris Brown from the **Padres** for RHP Walt Terrell
- 1989**
 March 23 Acquired INF Mike Brumley from the **Padres** for INF Luis Salazar
 March 23 Acquired RHP Charlie Hudson from the **Yankees** for INF Tom Brookens
 March 23 Acquired OF Kenny Williams from the **White Sox** for RHP Eric King
 June 16 Acquired OF Tracy Jones from the **Giants** for OF Pat Sheridan
 July 17 Acquired OF's Domingo Michel and Steve Green from the **Dodgers** for OF Billy Bean
 July 28 Acquired LHP Brian DuBois from the **Orioles** for INF Keith Moreland
 December 6 Acquired RHP Matt Kinzer and OF Jim Lindeman from the **Cardinals** for RHP Marcos Betances, C Bill Henderson and INF Pat Austin
- 1990**
 January 10 Acquired OF Larry Sheets from the **Orioles** for INF Mike Brumley
 April 2 Acquired RHP Terry Don Gleaton from the **Royals** for RHP Greg Everson
 June 4 Acquired RHP's Lance McCullers and Clay Parker from the **Yankees** for C Matt Nokes
 June 18 Acquired OF Darnell Coles from the **Mariners** for OF Tracy Jones
 October 1 Acquired LHP Mike Munoz from the **Dodgers** for RHP Mike Wilkins
- 1991**
 January 12 Acquired C Mickey Tettleton from the **Orioles** for RHP Jeff Robinson
 January 22 Acquired INF Todd Haney from the **Mariners** for LHP Dave Richards
 March 19 Acquired RHP Mark Leiter from the **Yankees** for INF Torey Lovullo
 March 30 Acquired C Andy Allanson from the **Royals** for C Jim Baxter
 June 25 Acquired INF Victor Rosario from the **Braves** for RHP Dan Petry
- 1992**
 January 22 Acquired LHP Tony Castillo and OF Mark Carreon from the **Mets** for LHP Paul Gibson
- 1993**
 March 31 Acquired OF Eric Davis from the **Dodgers** for a player to be named (RHP John DeSilva)
- 1994**
 March 31 Acquired C Alan Zinter from the **Mets** for INF Rico Brogna
 May 11 Acquired RHP Gene Harris from the **Padres** for INF's Scott Livingstone and Jorge Velandia
- 1995**
 April 13 Acquired OF Chad Curtis from the **Angels** for INF Tony Phillips
 July 31 Acquired RHP Dave Tuttle, LHP C.J. Nitkowski and a player to be named (INF Mark Lewis) from the **Reds** for LHP David Wells
 August 7 Acquired a player to be named (LHP Mike Myers) from the **Marlins** for LHP Buddy Groom
 August 10 Acquired a player to be named (INF Phil Nevin) from the **Astros** for RHP Mike Henneman
 August 29 Acquired a player to be named (OF Derek Hacojian) from the **Brewers** for LHP Kevin Wickander
 September 8 Acquired a player to be named (OF Phil Hiatt) from the **Royals** for INF Juan Samuel

TIGERS ALL-TIME TRADES



1996

- January 23 Acquired OF Duane Singleton from the **Brewers** for LHP Henry Santos
- March 11 Acquired RHP Randy Veres from the **Marlins** for INF Matt Brunsen
- March 22 Acquired RHP Ramon Feron and INF Faustio Cruz from the **Athletics** for OF Phil Plantier
- March 22 Acquired RHP Richie Lewis, C Raul Casanova and OF Melvin Nieves from the **Padres** for RHP's Sean Bergman and Cade Gaspar and OF Todd Steversen
- April 26 Acquired RHP Gregg Olson from the **Reds** for INF Yuri Sanchez
- May 14 Acquired RHP John Farrell from the **Indians** for RHP Greg Granger
- May 31 Acquired OF Anton French from the **Braves** for OF Danny Bautista
- June 7 Acquired LHP Tom Urbani and INF Miguel Inzunza from the **Cardinals** for RHP Brian Maxcy and OF Micah Franklin
- June 18 Acquired RHP Russell Spear, C Brad Ausmus and INF Andujar Cedenro from the **Padres** for C John Flaherty and INF Chris Gomez
- July 31 Acquired RHP Matt Drews, OF Ruben Sierra and cash considerations from the **Yankees** for INF Cecil Fielder
- July 31 Acquired INF Damion Easley from the **Angels** for RHP Greg Gohr
- July 31 Acquired LHP's Joey Eischen and John Cummings from the **Dodgers** for OF Chad Curtis
- August 26 Acquired two players to be named (RHP Kevin Gallaher and INF Pedro Santana) from the **Astros** for RHP Gregg Olson
- September 11 Acquired cash considerations from the **Astros** for INF Andujar Cedenro
- September 20 Acquired RHP Fernando Hernandez from the **Padres** for a player to be named (OF Justin Mashore)
- October 28 Acquired RHP Ben Bailey and OF Decomba Conner from the **Reds** for OF Ruben Sierra and cash considerations
- November 1 Acquired RHP Dan Miceli from the **Pirates** for RHP Clint Sodowsky
- November 9 Acquired INF Deivi Cruz and OF Juan Hernaiz from the **Dodgers** for INF Jeff Berblinger
- December 10 Acquired RHP's Todd Jones and Doug Brocail, INF Orlando Miller, OF Brian Hunter and cash considerations from the **Astros** for RHP Jose Lima, LHP's Trever Miller and C.J. Nitkowski, C Brad Ausmus and INF Daryle Ward
- December 10 Acquired LHP Roberto Duran from the **Blue Jays** for OF Anton French
- December 11 Acquired C Matt Walbeck from the **Twins** for RHP Brent Stentz
- December 16 Acquired INF Jesse Ibarra from the **Giants** for INF Mark Lewis
- December 17 Acquired RHP Willie Blair and C Brian Johnson from the **Padres** for RHP Cam Smith and LHP Joey Eischen

1997

- March 22 Acquired INF Jody Reed from the **Padres** for RHP Matt Skrmetta and OF Mike Darr
- July 16 Acquired C Marcus Jensen from the **Giants** for C Brian Johnson
- July 16 Acquired OF Earl Johnson from the **Padres** for INF Dave Hajek
- July 18 Acquired RHP's Scott Sanders and Dean Crow and INF Carlos Villalobos from the **Mariners** for RHP's Omar Olivares and Felipe Lira
- November 11 Acquired RHP Mike Maroth and C Paul Bako from the **Reds** for OF Melvin Nieves
- November 18 Acquired RHP Matt Drews and INF's Joe Randa and Gabe Alvarez from the **Diamondbacks** for INF Travis Fryman
- November 18 Acquired RHP Tim Worrell and OF Trey Beamon from the **Padres** for RHPs Dan Miceli and Donne Wall and INF Ryan Balfe
- November 20 Acquired RHP Bryce Florie and cash considerations from the **Brewers** for RHP Rick Greene, LHP Mike Myers and INF Santiago Perez
- November 20 Acquired RHP Nick Skuse from the **Angels** for C Matt Walbeck and INF Phil Nevin
- November 24 Acquired cash considerations from the **Red Sox** for OF Jimmy Hurst

1998

- March 25 Acquired RHP Doug Bochler from the **Athletics** for cash considerations
- June 23 Acquired a player to be named (INF Jason Wood) from the **Athletics** for OF Bip Roberts
- June 24 Acquired OF Geronimo Berroa from the **Indians** for RHP Tim Worrell and OF Dave Roberts
- December 4 Acquired RHP Willie Blair from the **Mets** for INF Joe Randa
- December 10 Acquired cash considerations from the **Red Sox** for RHP Marino Santana
- December 14 Acquired LHP Alberto Blanco from the **Marlins** for cash considerations
- December 14 Acquired RHP Beiker Graterol from the **Blue Jays** for RHP Eric Ludwick
- December 28 Acquired OF Karim Garcia from the **Diamondbacks** for OF Luis Gonzalez

1999

- January 14 Acquired LHP C.J. Nitkowski and C Brad Ausmus from the **Astros** for RHP's Dean Crow, Brian Powell and Mark Persails, C Paul Bako and INF Carlos Villalobos
- April 16 Acquired RHP's Dave Mlicki and Mel Rojas from the **Dodgers** for RHP's Robinson Checo and Apostol Garcia and LHP Rick Roberts
- April 28 Acquired two players to be named (LHP Andy Van Heekken and OF Jerry Amador) from the **Mariners** for OF Brian Hunter
- July 31 Acquired RHP Donnie Wall and C Paul Bako from the **Reds** for RHP Bryce Florie
- July 31 Acquired RHP Brandon Villafuerte from the **Marlins** for RHP Mike Drumright
- November 2 Acquired RHP Danny Patterson, C Gregg Zaun and OF Juan Gonzalez from the **Rangers** for RHP Francisco Cordero, LHP's Justin Thompson and Alan Webb, C Bill Haselman, INF Frank Catalanotto and OF Gabe Kapler

2000

- March 7 Acquired cash considerations from the **Royals** for C Gregg Zaun
- March 10 Acquired OF Wendell Magee from the **Phillies** for LHP Bobby Sisonondo
- June 12 Acquired cash considerations from the **Orioles** for OF Karim Garcia
- July 17 Acquired OF Dusty Allen from the **Padres** for INF Gabe Alvarez
- July 18 Acquired INF Hal Morris from the **Reds** for cash considerations
- December 11 Acquired OF Roger Cedenro, RHP Chris Holt and C Mitch Meluskey from the **Astros** for RHP's Doug Brocail and Nelson Cruz and C Brad Ausmus
- December 15 Acquired LHP Matt Perisho from the **Rangers** for RHP's Kevin Moble and Brandon Villafuerte

2001

- June 23 Acquired RHP Jose Lima and cash considerations from the **Astros** for RHP Dave Mlicki
- July 28 Acquired LHP Mark Redman from the **Twins** for RHP Todd Jones
- December 11 Acquired INF/OF Dmitri Young from the **Reds** for RHP Luis Pineda and OF Juan Encarnacion
- December 13 Acquired RHP Joe Valentine from the **Expos** for cash considerations

2002

- March 23 Acquired C Matt Walbeck and INF Damian Jackson from the **Padres** for C Javier Cardona and OF Rich Gomez
- March 25 Acquired RHP Jose Paniagua from the **Rockies** for RHP Victor Santos and INF Ronnie Merrill
- May 16 Acquired INF Chris Truby from the **Expos** for INF Jose Macias
- June 19 Acquired OF George Lombard from the **Braves** for RHP Kris Keller
- July 6 Acquired RHP Franklin German, INF Carlos Pena and a player to be named (RHP Jeremy Bonderman) from the **Athletics** for RHP Jeff Weaver
- July 23 Acquired RHP Brian Moehler, INF Matt Boone and cash considerations (RHP Jorge Cordova and OF Noochie Varner) from the **Reds** for RHP Brian Moehler, INF Matt Boone and cash considerations
- July 25 Acquired OF Hiram Bocachica from the **Dodgers** for RHP Tom Farmer and a player to be named (RHP Jason Frasor)
- November 15 Acquired OF Gene Kingsale from the **Padres** for C Michael Rivera
- November 25 Acquired LHP Adrian Burnside and two players to be named (RHP Roberto Novoa and INF Kody Kirkland) from the **Pirates** for INF Randall Simon
- December 16 Acquired RHP Matt Roney from the **Pirates** for cash considerations
- December 16 Acquired INF Travis Chapman from the **Indians** for cash considerations

2003

- January 11 Acquired RHP Gary Knotts and LHP's Rob Henkel and Nate Robertson from the **Marlins** for RHP Jerrod Fuelle and LHP Mark Redman
- March 27 Acquired RHP Chris Spurling from the **Braves** for LHP Matt Coenen
- May 27 Acquired OF Alex Sanchez from the **Brewers** for LHP Chad Petty and OF Noochie Varner
- July 13 Acquired OF Ben Petrick from the **Rockies** for RHP Adam Bernero

2004

- January 8 Acquired INF Carlos Guillen from the **Mariners** for INF's Ramon Santiago and Juan Gonzalez
- April 1 Acquired LHP Steve Colyer and cash considerations from the **Dodgers** for OF Cody Ross
- April 29 Acquired LHP Felix Sanchez from the **Cubs** for LHP Jon Connolly and a player to be named (LHP Eric Eckenstahler)
- August 31 Acquired cash considerations from the **Cubs** for C Mike DiFelice



TIGERS ALL-TIME TRADES

- 2005**
 January 6 Acquired C Vance Wilson from the **Mets** for INF Anderson Hernandez
 February 9 Acquired RHP Kyle Farnsworth and cash considerations from the **Cubs** for RHP Roberto Novoa, INF Scott Moore and OF Bo Flowers
 April 2 Acquired RHP Matt Ginter from the **Mets** for LHP Steve Colyer
 June 8 Acquired INF Placido Polanco from the **Phillies** for RHP Ugueth Urbina and INF Ramon Martinez
 July 22 Acquired INF John McDonald from the **Blue Jays** for cash considerations
 July 31 Acquired RHP's Roman Colon and Zach Miner from the **Braves** for RHP Kyle Farnsworth
 November 10 Acquired cash considerations from the **Blue Jays** for INF John McDonald
 December 8 Acquired cash considerations from the **Phillies** for RHP Chris Booker
 December 12 Acquired RHP Ricky Steik from the **Padres** for RHP Kenny Baugh
- 2006**
 July 31 Acquired INF Sean Casey from the **Pirates** for RHP Brian Rogers
 August 20 Acquired INF Neifi Perez from the **Cubs** for C Chris Robinson
 September 1 Acquired cash considerations from the **Nationals** for OF Nook Logan
 November 10 Acquired OF Gary Sheffield from the **Yankees** for RHP's Anthony Claggett, Humberto Sanchez and Kevin Whelan
 December 7 Acquired LHP Edward Campusano from the **Brewers** for cash considerations
- 2007**
 February 7 Acquired RHP Yorman Bazardo from the **Mariners** for OF Jeff Frazier
 June 20 Acquired LHP Macay McBride from the **Braves** for LHP Wilfredo Ledezma
 June 22 Acquired a player to be named (RHP Chris Lambert) from the **Cardinals** for LHP Mike Maroth
 July 1 Acquired RHP Jose Capellan from the **Brewers** for LHP Chris Cody
 July 13 Acquired a player to be named (LHP Danny Christensen) from the **Royals** for RHP Roman Colon
 August 23 Acquired a player to be named (LHP Clay Rapada) from the **Cubs** for OF Craig Monroe
 October 29 Acquired INF Edgar Renteria from the **Braves** for RHP Jair Jurrjens and OF Gorkys Hernandez
 November 12 Acquired OF Jacque Jones from the **Cubs** for INF Omar Infante
 December 4 Acquired RHP Denny Bautista from the **Rockies** for RHP Jose Capellan
 December 5 Acquired LHP Dontrelle Willis and INF Miguel Cabrera from the **Marlins** for RHP's Burke Badenhop, Eulogio De La Cruz and Dallas Trahern, LHP Andrew Miller, C Mike Rabelo and OF Cameron Maybin
 December 5 Acquired OF Freddy Guzman from the **Rangers** for INF Chris Shelton
- 2008**
 February 4 Acquired RHP Armando Galarraga from the **Rangers** for OF Michael Hernandez
 April 30 Acquired RHP Zach Simons from the **Rockies** for RHP Jason Grilli
 June 25 Acquired RHP Kyle Pearson from the **Pirates** for RHP Denny Bautista
 July 30 Acquired RHP Kyle Farnsworth from the **Yankees** for C Ivan Rodriguez
 December 8 Acquired C Gerald Laird from the **Rangers** for RHP's Carlos Melo and Guillermo Moscoso
 December 11 Acquired RHP Edwin Jackson from the **Rays** for OF Matt Joyce
- 2009**
 March 30 Acquired OF Josh Anderson from the **Braves** for RHP Rudy Darrow
 July 30 Acquired cash considerations from the **Royals** for OF Josh Anderson
 July 31 Acquired LHP Jarrod Washburn from the **Mariners** for LHP's Luke French and Mauricio Robles
 August 17 Acquired INF/OF Aubrey Huff from the **Orioles** for RHP Brett Jackson
 December 7 Acquired cash considerations from the **Rangers** for LHP Clay Rapada
 December 9 Acquired RHP Ian Kennedy, LHP Phil Coke and OF Austin Jackson from the **Yankees** for OF Curtis Granderson
 December 9 Acquired RHP Max Scherzer and LHP Daniel Schlereth from the **Diamondbacks** for RHP's Edwin Jackson and Ian Kennedy
 December 21 Acquired cash considerations from the **Padres** for C Dusty Ryan
- 2010**
 March 30 Acquired LHP Jay Voss from the **Marlins** for LHP Nate Robertson
 June 1 Acquired RHP Billy Buckner from the **Diamondbacks** for LHP Dontrelle Willis
 July 28 Acquired INF Johnny Peralta and cash considerations from the **Indians** for LHP Giovanni Soto
 July 31 Acquired cash considerations from the **Braves** for OF Wilkin Ramirez
 November 4 Acquired a player to be named (RHP Pedro Perez) from the **Red Sox** for INF Brent Dlugach
- 2011**
 January 24 Acquired RHP Kevin Eichhorn and LHP Ryan Robowski from the **Diamondbacks** for RHP Armando Galarraga
 May 27 Acquired LHP David Purcey from the **Athletics** for INF Scott Sizemore
 July 10 Acquired INF Wilson Betemit from the **Royals** for LHP Antonio Cruz and C Julio Rodriguez
 July 30 Acquired RHP's Doug Fister and David Pauley from the **Mariners** for LHP Charlie Furbush, INF Francisco Martinez, OF Casper Wells and a player to be named (RHP Chance Ruffin)
 August 15 Acquired OF Delmon Young from the **Twins** for LHP Cole Nelson and a player to be named (RHP Lester Oliveros)
 December 9 Acquired RHP Collin Balester from the **Nationals** for RHP Ryan Perry
- 2012**
 July 23 Acquired RHP Anibal Sanchez, INF Omar Infante and a compensation draft choice (between the first and second round) of the 2013 Major League Baseball First-Year Player Draft from the **Marlins** for RHP Jacob Turner, LHP Brian Flynn, C Rob Brantly and a compensation draft choice (between the second and third round) of the 2013 Major League Baseball First-Year Player Draft.
 August 5 Acquired INF/OF Jeff Baker from the **Cubs** for two players to be named (RHP Marcelo Carreno and cash considerations)
 August 31 Acquired a player to be named (RHP Greg Ross) from the **Braves** for INF/OF Jeff Baker
 December 5 Acquired C Ramon Cabrera from the **Pirates** for LHP Andy Oliver
 December 6 Acquired INF Jeff Koburnus from the **Red Sox** for INF/OF Justin Henry
 December 6 Acquired LHP Kyle Lobstein from the **Mets** for cash considerations
- 2013**
 July 29 Acquired RHP Jose Veras from the **Astros** in exchange for OF Danry Vasquez and a player to be named later (David Paulino)
 July 30 Acquired INF Jose Iglesias from the **Red Sox** in exchange for OF Avisail Garcia and RHP Brayan Villarreal
 November 20 Acquired INF Ian Kinsinger from the **Rangers** in exchange for Prince Fielder and cash considerations
 December 2 Acquired LHP Ian Krol, LHP Robbie Ray and INF/OF Steve Lombardozzi from the **Nationals** in exchange for RHP Doug Fister
- 2014**
 March 21 Acquired INF Andrew Romine from the **Angels** in exchange for LHP Jose Alvarez
 March 24 Acquired INF Alex Gonzalez from the **Orioles** in exchange for INF Steve Lombardozzi
 July 23 Acquired RHP Joakim Soria from the **Rangers** in exchange for RHP Corey Knebel and RHP Jake Thompson
 July 31 Acquired LHP David Price from the **Rays** in exchange for LHP Drew Smyly, OF Austin Jackson and INF Willy Adames
 November 12 Acquired OF Anthony Gose from the **Blue Jays** in exchange for INF Devon Travis
 December 5 Acquired RHP Shane Greene from the **Yankees** in exchange for LHP Robbie Ray and INF Domingo Leyba
 December 11 Acquired RHP Alfredo Simon from the **Reds** in exchange for INF Eugenio Suarez and RHP Jonathon Crawford
 December 11 Acquired OF Yoenis Cespedes, RHP Alex Wilson and LHP Gabe Speier from the **Red Sox** in exchange for RHP Rick Porcello
- 2015**
 July 30 Acquired LHP Daniel Norris, LHP Matt Boyd and LHP Jairo Labourt from the **Blue Jays** in exchange for LHP David Price
 July 30 Acquired INF JayCoby Jones from the **Pirates** in exchange for RHP Joakim Soria
 July 31 Acquired LHP Luis Cessa and RHP Michael Fulmer from the **Mets** in exchange for OF Yoenis Cespedes
 November 18 Acquired RHP Francisco Rodriguez and a player to be named from the **Brewers** in exchange for INF Javier Betancourt and a player to be named (C Manny Pina)
 November 20 Acquired OF Cameron Maybin from the **Braves** in exchange for LHP's Ian Krol and Gabe Speier
 December 9 Acquired LHP Justin Wilson from the **Yankees** in exchange for RHP's Luis Cessa and Chad Green
 December 21 Acquired cash considerations from the **Pirates** in exchange for LHP Kyle Lobstein
- 2016**
 January 27 Acquired INF Kody Eaves from the **Angels** in exchange for INF Jeffrey Marte
 March 29 Acquired C Bobby Wilson and RHP Myles Jaye from the **Rangers** in exchange for C Bryan Holaday

TIGERS ALL-TIME TRADES



May 3	Acquired RHP Chad Bell from the Rangers in exchange for C Bobby Wilson
June 7	Acquired cash considerations from the Angels in exchange for RHP Jose Valdez
August 16	Acquired INF Erick Aybar and cash considerations from the Braves in exchange for INF Mike Aviles and C Kade Scivicque
November 3	Acquired RHP Victor Alcántara from the Angels in exchange for OF Cameron Maybin
2017	
January 18	Acquired OF Mikie Mahtook from the Rays in exchange for a player to be named (RHP Drew Smith)
July 18	Acquired INF's Dawel Lugo, Sergio Alcántara and Jose King from the Diamondbacks in exchange for OF J.D. Martinez
July 31	Acquired INF's Jeimer Candelario and Isaac Paredes and a player to be named or cash considerations from the Cubs in exchange for C Alex Avila and LHP Justin Wilson
August 31	Acquired RHP Grayson Long and a player to be named (RHP Elvin Rodriguez) from the Angels in exchange for OF Justin Upton
August 31	Acquired RHP Franklin Perez, OF Daz Cameron and C Jake Rogers from the Astros in exchange for RHP Justin Verlander and a player to be named (OF Juan Ramirez)
December 13	Acquired RHP Wilkel Hernandez and OF Troy Montgomery from the Angels in exchange for INF Ian Kinsler
2018	
July 31	Acquired INF Willi Castro from the Indians in exchange for OF Leonys Martin and RHP Kyle Dowdy
August 6	Acquired two players to be named (RHP Nolan Blackwood & RHP Logan Shore) from the Athletics in exchange for RHP Mike Fiers
2019	
July 31	Acquired OF Travis Demeritte and LHP Joey Wentz from the Braves in exchange for RHP Shane Greene
July 31	Acquired RHP Alex Lange and RHP Paul Richan from the Cubs in exchange for OF Nicholas Castellanos and cash considerations
2020	
January 17	Acquired C Jhon Nuñez from the Red Sox in exchange for LHP Matt Hall
August 31	Acquired INF Zack Short from the Cubs in exchange for OF Cameron Maybin
2021	
July 30	Acquired RHP Reese Olson from the Brewers in exchange for LHP Daniel Norris
August 18	Acquired C Dustin Garneau from the Rockies in exchange for cash considerations
November 3	Acquired C Tucker Barnhart from the Reds in exchange for INF Nick Quintana
2022	
April 4	Acquired OF Austin Meadows from the Rays in exchange for INF Isaac Paredes and a competitive balance B pick
August 2	Acquired LHP Kris Anglin from the Braves in exchange for OF Robbie Grossman
August 2	Acquired RHP Sawyer Gipson-Long from the Twins in exchange for RHP Michael Fulmer
December 7	Acquired INF/OF Justin-Henry Milloy and LHP Jake Higginbotham from the Braves in exchange for RHP Joe Jiménez and cash considerations
December 31	Acquired INF Tyler Nevin from the Orioles in exchange for cash considerations
2023	
January 3	Acquired cash considerations from the Astros in exchange for OF Bligh Madris
January 7	Acquired INF Nick Maton, C Donny Sands and OF Matt Vierling from the Phillies in exchange for INF/OF Kody Clemens and LHP Gregory Soto

TIGERS OPENING DAY LINEUPS

April 25, 1901 @DET 14, MIL 13	April 23, 1902 @CWS 12, DET 2	April 22, 1903 @DET 4, CLE 2	April 14, 1904 DET 4, @STL 2	April 15, 1905 @CLE 6, DET 2	April 17, 1906 CWS 5, @DET 3	April 11, 1907 @DET 2, CLE 0
Casey, 3b Barrett, cf Gleason, 2b Holmes, rf Dillon, 1b Elberfeld, ss Nance, lf Buwol, c Miller, p	Barrett, cf Holmes, rf Casey, 3b Harley, lf Elberfeld, ss Gleason, 2b Dillon, 1b McGuire, c Miller, p	Barrett, cf Smith, 2b Crawford, lf Carr, 1b Elberfeld, rf Gessler, lf Yeager, 3b McAllister, c Mullin, p	Barrett, cf McIntyre, lf O'Leary, ss Crawford, rf Gremminger, 3b Donovan, 1b Bumars, 2b Buelow, c Mullin, p	Barrett, cf Coughlin, 3b McIntyre, lf Crawford, rf Hickman, rf Schaefer, 2b O'Leary, ss Wood, c Mullin, p	Jones, cf Schaefer, 2b McIntyre, lf Crawford, rf Coughlin, 3b Lindsay, 1b O'Leary, ss Warner, c Mullin, p	McIntyre, lf Coughlin, 3b Crawford, cf Cobb, rf Rossman, 1b Schaefer, 2b Schmidt, c O'Leary, ss Mullin, p
April 14, 1908 @CWS 15, DET 8	April 14, 1909 @DET 2, CWS 0	April 14, 1910 CLE 9, @DET 7	April 13, 1911 @DET 4, CWS 2	April 11, 1912 @CLE 3, DET 2	April 10, 1913 @STL 3, DET 1	April 14, 1914 @DET 3, STL 2
McIntyre, lf Schaefer, 2b Crawford, cf Cobb, rf Rossman, 1b Coughlin, 3b Thomas, c O'Leary, ss Siever, p	McIntyre, lf Bush, ss Crawford, cf Rossman, 1b Moriarty, 3b Schaefer, 2b Schmidt, c Mullin, p	McIntyre, lf Bush, ss Cobb, rf Crawford, cf Delahanty, 2b Moriarty, 3b Jones, 1b Stanage, c Mullin, p	Jones, lf Bush, ss Cobb, cf Crawford, rf Delahanty, 2b Moriarty, 3b Gainer, 1b Stanage, c Mullin, p	Vitt, lf Louden, 3b Cobb, cf Crawford, rf Delahanty, 2b Gainer, 1b Bush, ss Stanage, c Mullin, p	Bush, ss Vitt, cf Crawford, rf Gainer, 1b Moriarty, lf Deal, 3b Louden, 2b Stanage, c Mullin, p	Bush, ss Baumann, 2b Cobb, cf Crawford, cf Veach, lf Burns, 1b Moriarty, 3b Stanage, c Dubuc, p
April 14, 1915 CLE 5, @DET 1	April 12, 1916 DET 4, @CWS 0	April 11, 1917 CLE 6, @DET 4	April 18, 1918 @CLE 6, DET 2	April 25, 1919 @DET 4, CLE 2	April 14, 1920 @CWS 3, DET 2	April 14, 1921 @DET 6, CWS 5
Bush, ss Young, 2b Cobb, cf Crawford, rf Veach, lf Kavanagh, 1b Vitt, 3b Stanage, c Coveleski, p	Bush, ss Vitt, 3b Cobb, cf Veach, lf Crawford, rf Heilmann, rf Heilmann, 1b Young, 2b Stanage, c Coveleski, p	Bush, ss Young, 2b Cobb, cf Veach, lf Heilmann, rf Burns, 1b Jones, 3b Stanage, c James, p	Dressen, 1b Bush, ss Veach, lf Vitt, 3b Ellison, rf Walker, cf Young, 2b Stanage, c Boland, p	Bush, ss Jones, 3b Cobb, cf Veach, lf Heilmann, 1b Shorten, rf Young, 2b Ainsmith, c Ehmke, p	Bush, ss Young, 2b Cobb, cf Veach, lf Heilmann, 1b Flagstead, rf Pinelli, 3b Stanage, c Dauss, p	Young, 2b Bush, ss Cobb, cf Veach, lf Heilmann, rf Jones, 3b Blue, 1b Ainsmith, c Leonard, p
April 12, 1922 @CLE 7, DET 4	April 18, 1923 DET 9, @STL 6	April 15, 1924 @DET 4, CLE 3	April 14, 1925 @DET 4, CWS 3	April 13, 1926 CLE 2, @DET 1	April 15, 1927 DET 2, @STL 2	April 11, 1928 STL 4, @DET 1
Blue, 1b Cutshaw, 2b Veach, lf Heilmann, rf Jones, 3b Flagstead, cf Rigney, ss Bassler, c Oldham, p	Blue, 1b Jones, 3b Cobb, cf Veach, lf Heilmann, rf Cutshaw, 2b Rigney, ss Bassler, 2b Collins, p	Blue, 1b Cobb, cf Fothergill, lf Heilmann, rf Pratt, 2b Rigney, ss Jones, 3b Bassler, c Dauss, p	Neun, 1b Haney, 3b Manush, rf Heilmann, rf Wingo, lf Rigney, ss O'Rourke, 2b Woodall, c Leonard, p	Warner, 3b O'Rourke, 2b Wingo, lf Fothergill, cf Heilmann, rf Blue, 1b Tavener, ss Bassler, c Whitehill, p	Tavener, ss McManus, 2b Manush, cf Fothergill, lf Heilmann, rf Blue, 1b Warner, 3b Bassler, c Whitehill, p	Neun, 1b Gehring, 2b Rice, cf Heilmann, rf Fothergill, lf McManus, 3b Tavener, ss Shea, c Billings, p



TIGERS OPENING DAY LINEUPS

April 16, 1929 @CLE 5, DET 4 Rice, cf Gehring, 2b Heilmann, rf Alexander, 1b Fothergill, lf McManus, 3b Richardson, ss Shea, c Whitehill, p	April 15, 1930 @DET 6, STL 3 Johnson, rf Funk, cf Gehring, 2b Alexander, 1b Rice, lf McManus, 3b Rogell, ss Schang, c Uhle, p	April 14, 1931 DET 7, @STL 3 Walker, lf Shiver, cf Gehring, 2b Alexander, 1b McManus, 3b Doljack, rf Akers, ss Schang, c Whitehill, p	April 13, 1932 CLE 6, @DET 5 Johnson, rf Davis, 1b Stone, lf Gehring, 2b Rogell, ss Lawrence, cf Richardson, 3b Ruel, c Sorrell, p	April 12, 1933 CLE 4, @DET 1 Davis, 1b Owen, 3b Gehring, 2b Walker, lf Stone, rf Fox, cf Rogell, ss Hayworth, c Bridges, p	April 17, 1934 DET 8, @CWS 3 Rogell, ss Gehring, 2b Cochrane, c Goslin, lf Walker, rf Greenberg, 1b Doljack, cf Owen, 3b Marberry, p	April 17, 1935 CWS 7, @DET 6 White, cf Cochrane, c Gehring, 2b Greenberg, 1b Goslin, lf Rogell, ss Walker, rf Owen, 3b Rowe, p
April 14, 1936 DET 3, @CLE 0 Rogell, ss Cochrane, c Gehring, 2b Greenberg, 1b Simmons, cf Goslin, lf Fox, rf Owen, 3b Rowe, p	April 20, 1937 @DET 4, CLE 3 White, cf Cochrane, c Gehring, 2b Greenberg, 1b Walker, rf Goslin, lf York, 3b Rogell, ss Auker, p	April 19, 1938 @CWS 4, DET 3 Cullenbine, lf Walker, cf Gehring, 2b Greenberg, 1b York, c Fox, rf Ross, 3b Rogell, ss Lawson, p	April 18, 1939 @DET 6, CWS 1 McCosky, cf Walker, lf Gehring, 2b Greenberg, 1b York, c Fox, rf Rogell, ss Croucher, ss Bridges, p	April 16, 1940 STL 5, @DET 1 McCosky, cf Campbell, rf Gehring, 2b Greenberg, lf York, 1b Higgins, 3b Bartell, ss Tebbetts, c Newson, p	April 16, 1941 @STL 8, DET 1 Stainback, rf Gehring, 2b McCosky, cf Greenberg, lf York, 1b Higgins, 3b Bartell, ss Sullivan, c Newson, p	April 14, 1942 CLE 5, @DET 2 Bloodworth, 2b Cramer, cf McCosky, lf York, 1b Higgins, 3b Harris, rf McNair, ss Tebbetts, c Benton, p
April 21, 1943 @CLE 1, DET 0 Cramer, cf Radcliff, rf Wakefield, lf York, 1b Higgins, 3b Bloodworth, 2b Hoover, ss Parsons, c Bridges, p	April 18, 1944 STL 2, @DET 1 Heffner, 2b Mayo, 2b Cramer, cf York, 1b Higgins, 3b Outlaw, lf Ross, rf Swift, c Trout, p	April 17, 1945 @STL 7, DET 1 Webb, ss Mayo, 2b Outlaw, rf York, 1b Cramer, cf Maier, lf Ross, 3b Richards, c Newhouser, p	April 16, 1946 @DET 2, STL 1 Lake, ss Mayo, 2b McCosky, cf Greenberg, 1b Wakefield, lf Mullin, rf Higgins, 3b Richards, c Newhouser, p	April 15, 1947 DET 7, @STL 0 Lake, ss Kell, 3b Cullenbine, 1b Wertz, lf Evers, cf Mayo, 2b Mullin, rf Tebbetts, c Newhouser, p	April 20, 1948 DET 5, @CWS 2 Berry, ss Mayo, 2b Evers, cf Wakefield, lf Wertz, rf Wertz, rf Evers, lf Kell, 3b Vico, 1b Swift, c Newhouser, p	April 19, 1949 @DET 5, CWS 1 Berry, 2b Lipon, ss Kell, 3b Wertz, rf Evers, lf Robinson, c Groth, cf Vico, 1b Newhouser, p
April 18, 1950 DET 7, @CLE 6 Lipon, ss Priddy, 2b Kell, 3b Wertz, rf Mullin, lf Groth, cf Kryhoski, 1b Robinson, c Hutchinson, p	April 17, 1951 CLE 2, @DET 1 Lipon, ss Berry, 3b Kolloway, 1b Wertz, rf Evers, lf Groth, cf Priddy, 2b Ginsberg, c Newhouser, p	April 15, 1952 STL 3, @DET 0 Berry, ss Kell, 3b Taylor, 1b Wertz, rf Mullin, lf Mapes, cf Batts, c Priddy, 2b Trout, p	April 14, 1953 @STL 10, DET 0 Kuenn, ss Friend, 2b Sullivan, lf Dropo, 1b Nieman, rf Delsing, cf Baumgartner, 3b Bucha, c Garver, p	April 13, 1954 @DET 3, BAL 0 Bolling, 2b Delsing, lf Kuenn, ss Boone, 3b Dropo, 1b Kaline, rf Tuttle, cf Batts, c Gromek, p	April 12, 1955 @KC 6, DET 2 Kuenn, ss Hatfield, 2b Kaline, rf Boone, 3b Porter, 1b Tuttle, cf Phillips, lf Wilson, c Garver, p	April 17, 1956 KC 2, @DET 1 Kuenn, ss Torgeson, 1b Kaline, rf Boone, 3b Tuttle, cf King, lf House, c Bertoia, 2b Lary, p
April 16, 1957 @KC 2, DET 1 Bolling, 2b Finagan, 3b Kuenn, ss Kaline, rf Maxwell, lf Boone, 1b Tuttle, cf Wilson, c Lary, p	April 15, 1958 DET 4, @CWS 3 Bolling, 2b Martin, ss Kuenn, cf Kaline, rf Boone, 1b Skizas, lf Bertoia, 3b Hegan, c Bunning, p	April 10, 1959 CWS 9, @DET 7 (14) Kuenn, cf Kaline, rf Harris, 1b Bolling, 2b Doby, lf Bridges, ss Wilson, c Bunning, p	April 19, 1960 DET 4, @CLE 2 (15) Yost, 3b Bolling, 2b Maxwell, lf Kaline, cf Colavito, rf Bilko, 1b Fernandez, ss Berberet, c Lary, p	April 11, 1961 CLE 9, @DET 5 Wood, 2b Bruton, cf Kaline, rf Colavito, lf Cash, 1b Boros, 3b Brown, c Fernandez, ss Bunning, p	April 9, 1962 @WAS 4, DET 1 Wood, 2b Bruton, cf Kaline, rf Colavito, lf Cash, 1b Boros, 3b Fernandez, ss Roarke, c Mossi, p	April 9, 1963 CWS 7, @DET 5 Phillips, 3b Bruton, cf Kaline, rf Colavito, lf Cash, 1b McAuliffe, 2b Triandos, c Fernandez, ss Bunning, p
April 14, 1964 @DET 7, KC 3 Bruton, lf Lumpe, 2b Cash, 1b Kaline, rf Demeter, cf McAuliffe, ss Wert, 3b Freehan, c Regan, p	April 12, 1965 DET 6, @KC 2 McAuliffe, ss Lumpe, 2b Cash, 1b Kaline, rf Northrup, lf Demeter, cf Sullivan, c Wert, 3b Lolich, p	April 12, 1966 DET 2, @NYY 1 Wert, 3b Lumpe, 2b Cash, 1b Kaline, rf Horton, lf Freehan, c McAuliffe, ss Stanley, cf Lolich, p	April 11, 1967 @CAL 4, DET 2 Wert, 3b Tracewski, ss Cash, 1b Kaline, rf Northrup, cf Brown, lf Freehan, c McAuliffe, 2b McLain, p	April 10, 1968 BOS 7, @DET 3 Stanley, 1b McAuliffe, 2b Kaline, rf Horton, lf Freehan, c Northrup, cf Wert, 3b Oyer, ss Wilson, p	April 8, 1969 @DET 6, CLE 2 McAuliffe, 2b Stanley, ss Kaline, rf Cash, 1b Horton, lf Northrup, cf Freehan, c Wert, 3b McLain, p	April 6, 1970 DET 5, @WAS 0 McAuliffe, 2b Gutierrez, ss Kaline, rf Cash, 1b Horton, lf Northrup, cf Jones, 3b Freehan, c Lolich, p
April 6, 1971 @DET 8, CLE 2 McAuliffe, 2b Kaline, rf Northrup, 1b Horton, lf Rodriguez, 3b Freehan, c Stanley, cf Brinkman, ss Lolich, p	April 15, 1972 @DET 3, BOS 2 McAuliffe, 2b Rodriguez, 3b Northrup, cf Kaline, rf Cash, 1b Horton, lf Freehan, c Brinkman, ss Lolich, p	April 7, 1973 @CLE 2, DET 1 McAuliffe, 2b Kaline, rf Brown, dh Cash, 1b Sims, c Northrup, lf Stanley, cf Rodriguez, 3b Brinkman, ss Lolich, p	April 5, 1974 @BAL 3, DET 2 Brinkman, ss Rodriguez, 3b Northrup, rf Kaline, dh Horton, lf Cash, 1b Stanley, cf Freehan, c Sutherland, 2b Lolich, p	April 10, 1975 BAL 10, @DET 0 LeFlore, cf Sutherland, 2b Horton, dh Colbert, 1b Freehan, c Meyer, lf James, rf Verzyer, ss Rodriguez, 3b Coleman, p	April 10, 1976 DET 3, @CLE 1 Oglvie, cf Meyer, lf Horton, dh Staub, rf Johnson, lf May, c Rodriguez, 3b Verzyer, ss Sutherland, 2b Coleman, p	April 7, 1977 @KC 7, DET 4 LeFlore, cf Fuentes, 2b Staub, dh Horton, lf Thompson, 1b Oglvie, rf May, c Rodriguez, 3b Verzyer, ss Roberts, p


TIGERS OPENING DAY LINEUPS



April 7, 1978 @DET 6, TOR 2 LeFlore, cf Mankowski, 3b Staub, dh Thompson, 1b Kemp, lf Corcoran, rf May, c Whitaker, 2b Trammell, ss Fidrych, p	April 7, 1979 TEX 8, @DET 2 LeFlore, cf Whitaker, 2b Thompson, 1b Kemp, lf Morales, rf Parrish, c Mankowski, 3b Corcoran, dh Trammell, ss Rozema, p	April 10, 1980 DET 5, @KC 1 Whitaker, 2b Gibson, cf Kemp, lf Hebner, 3b Thompson, 1b Summers, dh Parrish, c Peters, lf Wagner, ss Morris, p	April 9, 1981 @DET 6, TOR 2 Peters, cf Trammell, ss Kemp, lf Hebner, 1b Summers, dh Gibson, rf Parrish, c Kelleher, 3b Whitaker, 2b Morris, p	April 9, 1982 @KC 4, DET 2 Miller, rf Cabell, 1b Gibson, cf Herndon, lf Wockenfuss, dh Brookens, 3b Parrish, c Trammell, ss Whitaker, 2b Morris, p	April 5, 1983 DET 11, @MIN 3 Whitaker, 2b Trammell, ss Herndon, lf Parrish, c Lemon, cf Wockenfuss, dh Ivlie, 1b Wilson, rf Brookens, 3b Morris, p	April 3, 1984 DET 8, @MIN 1 Whitaker, 2b Trammell, ss Evans, dh Parrish, c Gibson, rf Herndon, lf Bergman, 1b Lemon, cf Johnson, 3b Morris, p
April 8, 1985 @DET 5, CLE 4 Whitaker, 2b Trammell, ss Gibson, cf Parrish, c Grubb, dh Evans, 1b Herndon, lf Lemon, cf Pittaro, 3b Morris, p	April 7, 1986 @DET 6, BOS 5 Collins, dh Whitaker, 2b Gibson, rf Parrish, c Lemon, cf Trammell, ss Herndon, lf Evans, 1b Coles, 3b Morris, p	April 6, 1987 NY 2, @DET 1 Whitaker, 2b Herndon, lf Lemon, cf Trammell, ss Coles, 3b Harper, dh Evans, 1b Heath, rf Mercado, c Morris, p	April 4, 1988 DET 5, @BOS 3 (10) Pettis, cf Whitaker, 2b Evans, 1b Trammell, ss Nokes, dh Sheridan, lf Lemon, rf Heath, c Brookens, 3b Morris, p	April 4, 1989 @TEX 4, DET 0 Williams, cf Lovullo, 1b Whitaker, 2b Trammell, ss Lynn, lf Nokes, c Brown, 3b Lemon, rf Sheridan, dh Morris, p	April 9, 1990 @BOS 5, DET 2 Phillips, 3b Trammell, ss Whitaker, 2b Fielder, 1b Moseby, cf Nokes, c Ward, lf Lemon, rf Bergman, dh Morris, p	April 8, 1991 @DET 6, NYY 4 Phillips, dh Moseby, lf Trammell, ss Fielder, 1b Whitaker, 2b Deer, rf Tuttleton, c Fryman, 3b Cuyler, cf Tanana, p
April 6, 1992 TOR 4, @DET 5 Gladden, lf Whitaker, 2b Trammell, ss Fielder, 1b Tuttleton, c Phillips, dh Deer, rf Fryman, 3b Cuyler, cf Gullickson, p	April 5, 1993 @OAK 9, DET 4 Phillips, lf Whitaker, 2b Fryman, ss Fielder, 1b Gibson, dh Deer, rf Tuttleton, c Livingstone, 3b Cuyler, cf Moore, p	April 4, 1994 @BOS 9, DET 8 Phillips, lf Whitaker, 2b Davis, cf Fielder, 1b Fryman, 3b Tuttleton, c Gibson, rf Trammell, ss Felix, dh Moore, p	April 26, 1995 DET 5, @CAL 4 Curtis, cf Fletcher, 2b Pemberton, lf Fielder, 1b Fryman, 3b Samuel, dh Bautista, rf Gomez, ss Flaherty, c Moore, p	April 1, 1996 @MIN 8, DET 6 Curtis, cf Higginson, rf Fryman, 3b Fielder, 1b Nieves, lf Williams, dh Lewis, 2b Flaherty, c Trammell, ss Lira, p	April 1, 1997 @MIN 7, DET 5 Hunter, cf Easley, 2b Fryman, 3b Clark, 1b Higginson, lf Nieves, rf B. Trammell, dh Cruz, ss Brocai, p	March 31, 1998 DET 11, @TB 6 Hunter, cf Roberts, dh Higginson, rf Clark, 1b Easley, 2b Gonzalez, lf Randa, 3b Oliver, c Ripken, ss Thompson, p
April 5, 1999 DET 11, @TEX 5 Encarnacion, lf Jefferies, lf Easley, 2b Clark, 1b Palmer, 3b Higginson, rf Cruz, ss Austus, c Hunter, cf Moehler, p	April 3, 2000 DET 6, @OAK 4 Polonia, rf Austus, c Higginson, lf Gonzalez, dh Clark, 1b Palmer, 3b Easley, 2b Encarnacion, cf Cruz, ss Nomo, p	April 3, 2001 MIN 3, @DET 2 Cedeno, rf Easley, 2b Higginson, lf Clark, 1b McMillon, dh Cruz, ss Encarnacion, cf Halter, 3b Inge, c Weaver, p	April 2, 2002 @TB 9, DET 5 Higginson, lf Halter, ss Fick, dh Young, 1b Paquette, 3b Cruz, rf Rivera, c Easley, 2b Macias, cf Weaver, p	March 31, 2003 MIN 3, @DET 1 Kingsale, cf Infante, ss Young, lf Higginson, rf Palmer, dh Pena, 1b Munson, 3b Inge, c Santiago, 2b Maroth, p	April 5, 2004 DET 7, @TOR 0 Sanchez, cf Vina, 2b Rodriguez, c Young, dh White, lf Pena, 1b Guillen, ss Higginson, rf Munson, 3b Johnson, p	April 4, 2005 @DET 11, KC 2 Infante, 2b Guillen, ss Rodriguez, c Ordoñez, rf Young, dh White, lf Pena, 1b Monroe, cf Inge, 3b Bonderman, p
April 3, 2006 DET 3, @KC 1 Granderson, cf Polanco, 2b Rodriguez, c Ordoñez, rf Young, dh Shelton, 1b Guillen, ss Monroe, lf Inge, 3b Rogers, p	April 2, 2007 TOR 5, @DET 3 Granderson, cf Polanco, 2b Sheffield, dh Ordoñez, rf Guillen, ss Rodriguez, c Casey, 1b Monroe, lf Inge, 3b Bonderman, p	March 31, 2008 KC 5, @DET 4 Renteria, ss Polanco, 2b Sheffield, dh Ordoñez, rf Cabrera, 3b Guillen, 1b Rodriguez, c Jones, lf Inge, cf Verlander, p	April 6, 2009 @TOR 12, DET 5 Granderson, cf Polanco, 2b Ordoñez, rf Cabrera, 1b Guillen, dh Laird, c Inge, 3b Everett, ss Anderson, lf Verlander, p	April 5, 2010 DET 8, @KC 4 Jackson, cf Damon, lf Ordoñez, rf Cabrera, 1b Guillen, dh Inge, 3b Laird, c Sizemore, 2b Everett, ss Verlander, p	March 31, 2011 @NYY 6, DET 3 Jackson, cf Rhymes, 2b Ordoñez, rf Cabrera, 1b Martinez, dh Raburn, lf Peralta, ss Inge, 3b Avila, c Verlander, p	April 5, 2012 @DET 3, BOS 2 Jackson, cf Boesch, rf Cabrera, 3b Fielder, 1b Young, lf Raburn, dh Peralta, ss Avila, c Santiago, 2b Verlander, p
April 1, 2013 DET 4, @MIN 2 Jackson, cf Hunter, rf Cabrera, 3b Fielder, 1b Martinez, dh Dirks, lf Peralta, ss Avila, c Infante, 2b Verlander, p	March 31, 2014 @DET 4, KC 3 Kinsler, 2b Hunter, rf Cabrera, 1b V. Martinez, dh Jackson, cf Avila, c Castellanos, 3b Gonzalez, ss Davis, lf Verlander, p	April 6, 2015 @DET 4, MIN 0 Davis, cf Kinsler, 2b Cabrera, 1b V. Martinez, dh J.D. Martinez, rf Céspedes, lf Castellanos, 3b Avila, c Iglesias, ss Price, p	April 5, 2016 DET 8, @MIA 7 (11) Kinsler, 2b Upton, lf Cabrera, 1b J.D. Martinez, rf Castellanos, 3b McCann, c Iglesias, ss Gose, cf Verlander, p	April 4, 2017 DET 6, @CWS 3 Kinsler, 2b Castellanos, 3b Cabrera, 1b V. Martinez, dh Upton, lf Mahtook, rf McCann, c Jones, cf Iglesias, ss Verlander, p	March 30, 2018 PIT 13, @DET 10 (13) Martin, cf Candelario, 3b Cabrera, 1b Castellanos, rf Martinez, dh McCann, c Mahtook, lf Iglesias, ss Machado, 2b Zimmermann, p	March 28, 2019 DET 2, @TOR 0 (10) Harrison, 2b Castellanos, rf Cabrera, 1b Candelario, 3b Goodrum, dh Stewart, lf Greiner, c Mercer, ss Mahtook, cf Zimmermann, p
July 24, 2020 @CIN 7, DET 1 Goodrum, ss Schoop, 2b Cabrera, dh Cron, 1b Stewart, lf Candelario, 3b Maybin, rf Romine, c Jones, cf Boyd, p	April 1, 2021 @DET 3, CLE 2 Grossman, lf Candelario, 3b W. Castro, ss Cabrera, 1b Schoop, 2b Mazara, dh Ramos, c Reyes, rf Jones, cf Boyd, p	April 8, 2022 @DET 5, CWS 4 Grossman, rf Meadows, lf Báez, ss Candelario, 3b Cabrera, dh Schoop, 2b Baddoo, cf Torkelson, 1b Barnhart, c Rodriguez, p				



MIKE ILITCH (1929-2017)



- Mike Ilitch was a once-in-a-generation entrepreneur and champion for Detroit.
- Signed with the Tigers in 1952 and played in minor league baseball for four seasons, with several clubs, and mostly as a second baseman, before an injury derailed his career.
- He and his wife, Marian, invested their family savings in 1959 to open the first Little Caesars store in Garden City, Michigan, a suburb of Detroit. That single mom-and-pop pizza shop grew into the largest carryout pizza chain in the world, with restaurants in 27 countries and territories across the globe. The success of the business was built upon the exceptional quality and value of the Little Caesars menu and Mike's marketing savvy and imaginative ideas in production.
- The growth of Little Caesars helped Mike and Marian create other leading brands in the food, sports and entertainment industries.
- The couple purchased the Detroit Red Wings in 1982. While the team was known as the Dead Wings at the time, Mike and Marian believed they were a sleeping giant and immediately took charge to turn the team around. By 1997, the Red Wings won their first Stanley Cup in 42 years, and they went on to win three more. Four Stanley Cup parades held along Woodward Avenue in Detroit attracted hundreds of thousands of people, many from the suburbs who had not been to downtown Detroit in

decades. Detroit became known as Hockeytown and brought a sense of pride to the area's hockey fans and the community as a whole.

- Throughout Mike's life, he remained true to his hometown and was a zealous supporter of Detroit, working tirelessly to help it prosper and to bring pride to the city.
- In 1988, Mike and Marian purchased the neglected Fox Theatre and carefully restored it to its original 1928 splendor.
- One year later, they moved their Little Caesars world headquarters from the suburbs into the newly renovated Fox Office Center adjacent to the restored theatre. This was during a time when many businesses were fleeing the city. Restoration of the theatre and renovation of the office building brought new life to the area. In 2020, Little Caesars opened a new headquarters in a nine-story, 234,000 square foot building next door to the Fox Theatre.
- Mike displayed further commitment to the city he loved when he purchased the Detroit Tigers in 1992 and built a new state-of-the-art ballpark for the team. Remembering his early years as a Minor League baseball player with the Tigers, he did everything in his power to make the fan experience at Comerica Park a memorable one.
- The new ballpark enabled Detroit to successfully host the MLB All-Star Game in 2005 and the Tigers would go on to host the World Series in 2006. Mike also encouraged the Ford family to bring the Detroit Lions back to Detroit from the suburbs and build a new stadium right next door to the ballpark by relinquishing a portion of land to make way for the new stadium. The new football venue allowed Detroit to host the Super Bowl in 2006.
- Mike and Marian believed passionately in giving back to the community. As the parents of children who played hockey, the couple wanted to provide other children the opportunity to play the sport as well. So they established the Little Caesars Amateur Hockey Program in 1968, and it has provided opportunities for tens of thousands of youngsters to play the great game of hockey over the years. Hundreds have gone on to play at colleges, universities and in the National Hockey League.
- The couple established the Little Caesars Love Kitchen in 1985. With two trucks on the road to serve those in need, these restaurants on wheels have served more than 6.5 people.
- Inspired by the story of a veteran returning to civilian life, Mike founded the Little Caesars Veterans Program in 2006. He had read a newspaper story about an Army Sergeant who had tragically lost both his legs during combat in Iraq. As a veteran himself, Mike was impressed with the can-do attitude of this veteran. The Little Caesars Veterans Program that followed provides honorably discharged veterans with financial incentives and other support to help them open a Little Caesars franchise.
- The charitable reach of Mike & Marian Ilitch and the Ilitch companies has expanded to more than \$250 million in grants and giving since 2000. Ilitch Charities and its affiliates, the Detroit Red Wings Foundation and the Detroit Tigers Foundation, continue to carry on the mission of supporting deserving causes and organizations across the community.
- As part of this charitable legacy, Mike & Marian Ilitch have personally gifted nearly \$50 million to Detroit's Wayne State University – \$8 million to the Department of Surgery and \$40 million dedicated to establish the new Mike Ilitch School of Business, which will train and educate the next generation of the city's great entrepreneurs.
- Mike received numerous business, cultural, and philanthropic awards during his lifetime, including:
 - The International Franchise Association Hall of Fame (2016)
 - SportsBusiness Journal's "The Champions: Pioneers and Innovators in Sports Business" (2014)
 - Michigan Sports Hall of Fame (2004)
 - US Hockey Hall of Fame (2004)
 - National Hockey League Hall of Fame (2003)
 - Ellis Island Medal of Honor (1997)
- Locally in Detroit, Mike was honored for his efforts in the community with the Joe Louis Brown Bomber Jacket Award, the Distinguished Martin Luther King, Jr. Community Service Award, the Shining Light Regional Cooperation Award and the Edward H. McNamara Goodfellow of the Year Award. He was also given the key to the city.
- Mike Ilitch was a remarkable American success story. In 2012, he wrote, "Develop a love for all people; be humble; work hard. I guarantee you will be successful in life." He did just that and had a life well lived.
- In 2004, Mike Ilitch and his wife, Marian, named Chris Ilitch as CEO of Ilitch Companies. Following the passing of Mike Ilitch in 2017, Chris succeeded his father as chairman and CEO of the Detroit Tigers.





INDIVIDUAL BATTING

RUNS SCORED

Two Runs in an Inning..... Ian Kinsler and Andrew Romine - 4/25/2017 vs. SEA (5th)
 Four-or-More Runs in a Game..... Jeimer Candelario (4) - 9/3/2021 at CIN
 Five-or-More Runs in a Game..... Jeimer Candelario (5) - 4/25/2018 at PIT (Gm. 1)

HITS

Two Hits in an Inning..... Jeimer Candelario - 9/3/2021 at CIN (6th)
 Five-or-More Hits in a Game..... Eric Haase (5) - 9/7/2022 at LAA
 Six-or-More Hits in a Game..... Carlos Peña (6) - 5/27/2004 at KC
 Five Consecutive Hits in a Game..... Eric Haase (5) - 9/7/2022 at LAA
 Six Consecutive Hits in a Game..... Carlos Peña (6) - 5/27/2004 at KC

DOUBLES

Two Doubles in an Inning..... Robert Fick - 5/29/2002 at CLE
 Three-or-More Doubles in a Game..... Miguel Cabrera (3) - 4/25/2018 at PIT (Gm. 1)
 Four-or-More Doubles in a Game..... Bill Bruton (4) - 5/19/1963 at WAS

TRIPLES

Two Triples in a Game..... Victor Reyes - 8/5/2021 vs. BOS
 Triple in Three Consecutive Games..... Ed Brinkman - 4/12-14/1973
 Triple in Four Consecutive Games..... Bob Fothergill - 9/27-9/30/1928

HOME RUNS

Two Home Runs in an Inning..... Magglio Ordoñez - 8/12/2007 vs. OAK (2nd)
 Home Run from Both Sides of Plate..... Victor Martinez - 8/30/2018 at NYY
 Three-or-More Home Runs in a Game..... Victor Martinez (3) - 6/16/2016 at KC
 Home Run in Four-or-More Consecutive Games..... Ian Kinsler (4) - 5/15-5/18/2016
 Home Run in Five-or-More Consecutive Games..... Marcus Thames (5) - 6/13-6/17/2008
 Lead-off Home Run..... Riley Greene - 8/21/2022 vs. LAA (Shohei Ohtani)
 Walk-off Home Run..... Riley Greene - 7/2/2022 vs. KC (Joel Payamps)
 Pinch-Hit Home Run..... Victor Reyes - 8/27/2021 vs. TOR (Tim Mayza)
 Inside-the-Park Home Run..... Victor Reyes - 8/27/2021 vs. TOR (Tim Mayza)
 Two-or-More Home Runs on Opening Day..... Chris Shelton (2) - 4/3/2006 at KC
 Home Run in First Major League At-Bat..... Akil Baddoo - 4/4/2021 vs. CLE (Aaron Civale)

GRAND SLAMS

Grand Slam..... Kody Clemens - 10/4/2022 at SEA (Gm. 2) (Justus Sheffield)
 Pinch-Hit Grand Slam..... Mickey Tettleton - 8/11/1991 vs. NYY (Lee Guetterman)
 Two Grand Slams in a Game..... Jim Northrup - 6/24/1968 at CLE

EXTRA-BASE HITS

Two Extra-Base Hits in an Inning..... Ian Kinsler - 5/16/2016 vs. MIN (1st)
 Four-or-More Extra Base Hits in a Game..... Nicholas Castellanos (4) - 8/19/2015 at CHC

RUNS BATTED IN

Five-or-More RBI in a Game..... Harold Castro (5) - 8/28/2022 at TEX
 Six-or-More RBI in a Game..... Eric Haase (6) - 7/3/2021 vs. CWS
 Seven-or-More RBI in a Game..... Ryan Raburn (7) - 7/25/2007 at CWS
 Eight-or-More RBI in a Game..... Jim Northrup (8) - 7/11/1973 vs. TEX
 RBI in 10-or-More Consecutive Games..... Carlos Guillen (11) - 6/16-6/28/2007 (17 RBI)

WALKS

Two Walks in an Inning..... Austin Jackson - 8/23/2010 vs. KC (6th)
 Four-or-More Walks in a Game..... J.D. Martinez (4) - 5/16/2017 vs. BAL
 Five-or-More Walks in a Game..... Cecil Fielder (5) - 5/27/1991 at MIL (14 inn.)
 Four Consecutive Walks in a Game..... Miguel Cabrera (4) - 4/25/2015 vs. CLE
 Walk in 10-or-More Consecutive Games..... Tony Clark (10) - 5/24-6/5/1997
 Three Intentional Walks in a Game..... Miguel Cabrera (3) - 4/25/2015 vs. CLE

STRIKEOUTS

Two Strikeouts in an Inning..... James McCann - 6/28/2016 vs. MIA (5th)
 Four-or-More Strikeouts in a Game..... Kerry Carpenter (4) - 9/17/2022 vs. CWS
 Five-or-More Strikeouts in a Game..... John Hicks (5) - 4/14/2019 at MIN

SACRIFICES

Three Sacrifice Hits in a Game..... Deivi Cruz - 4/11/2000 vs. SEA
 Two Sacrifice Flies in a Game..... Miguel Cabrera - 7/24/2021 at KC

HIT BY PITCH

Two Hit by Pitch in an Inning..... Mike Hessman - 9/8/2008 vs. OAK (2nd)
 Three Hit by Pitch in a Game..... Damion Easley - 7/16/2002 vs. BOS

HITTING FOR THE CYCLE

Hit for the Cycle..... Carlos Guillen - 8/1/2006 at TB

POSITION PLAYER PITCHING

Position Player Pitching..... Kody Clemens - 9/30/2022 vs. MIN

OPPONENTS INDIVIDUAL BATTING

HITS

Five-or-More Hits in a Game..... Yoan Moncada (5) - 6/15/2022 vs. CWS
 Six-or-More Hits in a Game..... Alex Rios (6) - 7/9/2013 vs. CWS

HOME RUNS

Three-or-More Home Runs in a Game..... Kyle Seager (3) - 8/13/2019 vs. SEA
 Lead-off Home Run..... Julio Rodriguez - 10/5/2022 at SEA (Tyler Alexander)
 Walk-off Home Run..... Gio Urshela - 8/1/2022 at MIN (Alex Lange)
 Pinch-Hit Home Run..... Jace Peterson - 9/2/2020 at MIL (Buck Farmer)
 Inside-the-Park Home Run..... Whit Merrifield - 8/9/2019 vs. KC (Edwin Jackson)

GRAND SLAMS

Grand Slam..... Andrew Vaughn - 9/18/2022 vs. CWS (Jason Foley)
 Pinch-Hit Grand Slam..... Lonnie Chisenhall - 4/14/2017 at CLE (Francisco Rodriguez)



LAST TIME IT HAPPENED IN A GAME

RUNS BATTED IN

Five-or-More RBI in a Game.....	Jose Ramirez (5) - 7/16/2022 vs. CLE
Six-or-More RBI in a Game.....	Ryan Jeffers (6) - 7/28/2021 at MIN
Seven-or-More RBI in a Game.....	José Abreu (7) - 9/12/2020 at CWS
Eight-or-More RBI in a Game.....	Edwin Encarnacion (9) - 8/29/2015 at TOR
Nine-or-More RBI in a Game.....	Edwin Encarnacion (9) - 8/29/2015 at TOR
10-or-More RBI in a Game.....	Fred Lynn (10) - 6/18/1975 vs. BOS

HITTING FOR THE CYCLE

Hit for the Cycle.....	Jake Bauers - 6/14/2019 vs. CLE
------------------------	---------------------------------

POSITION PLAYER PITCHING

Position Player Pitching.....	Luis Torrens - 10/4/2022 at SEA (Gm. 1)
-------------------------------	---

CLUB BATTING

RUNS SCORED

Five-or-More Runs in an Inning.....	5 - 9/19/2022 at BAL (4th)
Six-or-More Runs in an Inning.....	6 - 8/24/2022 vs. SF (5th)
Seven-or-More Runs in an Inning.....	8 - 7/28/2021 at MIN (4th)
Eight-or-More Runs in an Inning.....	8 - 7/28/2021 at MIN (4th)
Nine-or-More Runs in an Inning.....	9 - 4/25/2017 vs. SEA (5th)
10-or-More Runs in an Inning.....	10 - 7/21/2008 at KC (8th)
15-or-More Runs in a Game.....	15 - 9/3/2021 at CIN
16-or-More Runs in a Game.....	17 - 7/28/2021 at MIN
17-or-More Runs in a Game.....	17 - 7/28/2021 at MIN
18-or-More Runs in a Game.....	19 - 4/25/2017 vs. SEA
19-or-More Runs in a Game.....	19 - 4/25/2017 vs. SEA
20-or-More Runs in a Game.....	20 - 4/17/1993 vs. SEA
Shut out in Back-to-Back Games.....	9/11/2022 at KC (4-0); 9/12/2022 vs. HOU (7-0)
Shut out in Three Consecutive Games.....	9/29/1995 at BAL (6-0); 9/30/1995 at BAL (12-0); 10/1/1995 at BAL (4-0)

HITS

Six-or-More Hits in an Inning.....	6 - 10/4/2022 at SEA (Gm. 2) (5th)
Seven-or-More Hits in an Inning.....	8 - 9/3/2021 at CIN (6th)
Eight-or-More Hits in an Inning.....	8 - 9/3/2021 at CIN (6th)
Nine-or-More Hits in an Inning.....	9 - 9/26/2011 vs. CLE (8th)
10-or-More Hits in an Inning.....	11 - 8/8/2001 at TEX (9th)
20-or-More Hits in a Game.....	20 - 4/23/2022 vs. COL (Gm. 1)
21-or-More Hits in a Game.....	24 - 4/25/2017 vs. SEA
22-or-More Hits in a Game.....	24 - 4/25/2017 vs. SEA
23-or-More Hits in a Game.....	24 - 4/25/2017 vs. SEA
24-or-More Hits in a Game.....	24 - 4/25/2017 vs. SEA
25-or-More Hits in a Game.....	26 - 9/6/2013 at KC

DOUBLES

Six-or-More Doubles in a Game.....	6 - 8/25/2021 at STL
Seven-or-More Doubles in a Game.....	7 - 7/14/2019 at KC
Eight-or-More Doubles in a Game.....	8 - 7/10/2014 at KC

TRIPLES

Three-or-More Triples in a Game.....	3 - 9/10/2022 at KC
Four-or-More Triples in a Game.....	4 - 6/9/1983 at BOS

HOME RUNS

Back-to-Back Home Runs.....	9/7/2022 at LAA (Kerry Carpenter/Ryan Kreidler, 9th)
Three Consecutive Home Runs.....	8/8/2020 at PIT (Miguel Cabrera/C.J. Cron/Jeimer Candelario, 1st)
Four-or-More Home Runs in an Inning.....	4 - 8/8/2020 at PIT (1st)
Five-or-More Home Runs in a Game.....	5 - 9/3/2021 at CIN
Six-or-More Home Runs in a Game.....	6 - 9/5/2017 vs. KC
Home Runs in 10-or-More Consecutive Games.....	13 - 4/4-4/18/2017
Home Runs in 11-or-More Consecutive Games.....	13 - 4/4-4/18/2017
Home Runs in 12-or-More Consecutive Games.....	13 - 4/4-4/18/2017
Home Runs in 13-or-More Consecutive Games.....	13 - 4/4-4/18/2017
Home Runs in 14-or-More Consecutive Games.....	16 - 5/6-5/22/1998
Home Runs in 15-or-More Consecutive Games.....	16 - 5/6-5/22/1998

GRAND SLAMS

Two Grand Slams in a Game.....	5/15/2009 vs. OAK (Brandon Inge/Ryan Raburn)
--------------------------------	--

EXTRA-BASE HITS

Nine-or-More Extra Base Hits in a Game.....	10 - 9/3/2021 at CIN
10-or-More Extra Base Hits in a Game.....	10 - 9/3/2021 at CIN
11-or-More Extra Base Hits in a Game.....	12 - 6/2/2017 vs. CWS
12-or-More Extra Base Hits in a Game.....	12 - 6/2/2017 vs. CWS

WALKS

10-or-More Walks in a Game.....	11 - 6/13/2016 at CWS
11-or-More Walks in a Game.....	11 - 6/13/2016 at CWS
12-or-More Walks in a Game.....	12 - 6/3/2008 at OAK (11 inn.)
13-or-More Walks in a Game.....	13 - 5/4/1994 vs. TEX
14-or-More Walks in a Game.....	14 - 8/27/1993 at OAK
15-or-More Walks in a Game.....	15 - 7/31/1959 vs. BOS
Three-or-More Intentional Walks in a Game.....	3 - 4/25/2015 vs. CLE
Four-or-More Intentional Walks in a Game.....	4 - 8/15/2010 at CWS

STRIKEOUTS

15-or-More Strikeouts in a Game.....	18 - 9/14/2021 vs. MIL
16-or-More Strikeouts in a Game.....	18 - 9/14/2021 vs. MIL
17-or-More Strikeouts in a Game.....	18 - 9/14/2021 vs. MIL
18-or-More Strikeouts in a Game.....	18 - 9/14/2021 vs. MIL
19-or-More Strikeouts in a Game.....	19 - 9/7/2019 at OAK
20-or-More Strikeouts in a Game.....	24 - 8/17/2019 at TB



SACRIFICES

Three-or-More Sacrifice Hits in an Inning	7/12/1970 vs. BAL (2nd)
Five-or-More Sacrifice Hits in a Game	5 - 7/6/1992 vs. SEA (14 inn.)
Four-or-More Sacrifice Flies in a Game	4 - 6/10/1985 vs. BAL (11 inn.)

HIT BY PITCH

Three-or-More Hit By Pitches in an Inning	3 - 9/8/2008 vs. OAK (2nd)
Three-or-More Hit By Pitches in a Game	3 - 9/29/2021 at MIN
Four-or-More Hit By Pitches in a Game	4 - 4/7/2018 at CWS
Five-or-More Hit By Pitches in a Game	5 - 8/11/1965 vs. KC (Gm. 2) (10 inn.)

INDIVIDUAL BASERUNNING

STOLEN BASES

Two Stolen Bases in an inning.....	Niko Goodrum - 7/14/2019 at KC (3rd)
Three-or-more Stolen Bases in a Game.....	Rajai Davis (3) - 4/25/2015 vs. CLE
Four-or-more Stolen Bases in a Game	Alex Sanchez (4) - 9/27/2003 vs. MIN

STEALS OF HOME

Steal of Home.....	Ryan Raburn - 8/18/2009 vs. SEA (8th)
--------------------	---------------------------------------

OPPONENTS INDIVIDUAL BASERUNNING

STOLEN BASES

Two Stolen Bases in an inning.....	Jose Ramirez - 8/8/2021 at CLE (7th)
Three-or-more Stolen Bases in a Game.....	Whit Merrifield (3) - 5/6/2018 at KC
Four-or-more stolen Bases in a Game.....	Rickey Henderson (4) - 5/30/1982 at OAK (Gm. 2)

STEALS OF HOME

Steal of Home.....	Cedric Mullins - 8/12/2021 at BAL (1st)
--------------------	---

CLUB BASERUNNING

STOLEN BASES

Five-or-More Stolen Bases in a Game.....	5 - 4/25/2015 vs. CLE
Three-or-More Caught Stealing in a Game.....	3 - 5/26/2015 at OAK

OPPONENTS CLUB BASERUNNING

STOLEN BASES

Five-or-More Stolen Bases in a Game.....	5 - 6/15/2019 vs. CLE
Three-or-More Caught Stealing in a Game.....	3 - 7/19/2014 vs. CLE (Gm. 1)

INDIVIDUAL PITCHING

WINS

Win Five-or-More Consecutive Decisions	Matthew Boyd (5) - 7/18-8/24/2016
Win Six-or-More Consecutive Decisions.....	Michael Fulmer (6) - 5/10-6/12/2016
Win Seven-or-More Consecutive Decisions.....	Anibal Sanchez (7) - 6/9-7/22/2015
Win Eight-or-More Consecutive Decisions.....	Max Scherzer (13) - 4/6-7/8/2013
Win Nine-or-More Consecutive Decisions.....	Max Scherzer (13) - 4/6-7/8/2013
Win 10-or-More Consecutive Decisions.....	Max Scherzer (13) - 4/6-7/8/2013

LOSSES

Lose Five-or-More Consecutive Decisions	Tarik Skubal (5) - 6/12-7/3/2022
Lose Six-or-More Consecutive Decisions.....	Tarik Skubal (6) - 4/10-5/14/2021
Lose Seven-or-More Consecutive Decisions.....	Gregory Soto (9) - 6/5-10/5/2022
Lose Eight-or-More Consecutive Decisions.....	Gregory Soto (9) - 6/5-10/5/2022
Lose Nine-or-More Consecutive Decisions.....	Gregory Soto (9) - 6/5-10/5/2022
Lose 10-or-More Consecutive Decisions.....	Spencer Turnbull (13) - 6/5-9/29/2019

COMPLETE GAMES

Complete Game.....	Spencer Turnbull - 5/18/2021 at SEA
Two-or-More Consecutive Complete Games.....	David Price (2) - 6/6-6/12/2015
Three-or-More Consecutive Complete Games.....	Jack Morris (3) - 9/2-9/12/1990
Four-or-More Consecutive Complete Games.....	Jack Morris (6) - 6/25-7/18/1986
Five-or-More Consecutive Complete Games.....	Jack Morris (6) - 6/25-7/18/1986

SHUTOUTS

Shutout.....	Spencer Turnbull - 5/18/2021 at SEA
Two-or-More Consecutive Shutouts.....	Rick Porcello (2) - 6/26-7/1/2014
Three-or-More Consecutive Shutouts.....	Jack Morris (3) - 7/9-18/1986

SAVES

Save Three-or-More Consecutive Games Played by Team.....	Gregory Soto (3) - 7/20-7/22/2021
Save Four-or-More Consecutive Games Played by Team.....	Shane Greene (5) - 4/2-4/7/2019
Saves in Five-or-More Consecutive Appearances.....	Michael Fulmer (5) - 9/18-10/3/2021
Saves in Six-or-More Consecutive Appearances.....	Shane Greene (8) - 3/28-4/10/2019
Saves in Seven-or-More Consecutive Appearances.....	Shane Greene (8) - 3/28-4/10/2019
Saves in Eight-or-More Consecutive Appearances.....	Shane Greene (8) - 3/28-4/10/2019
Saves in Nine-or-More Consecutive Appearances.....	Jose Valverde (10) - 7/24-8/13/2011
Saves in 10-or-More Consecutive Appearances.....	Jose Valverde (10) - 7/24-8/13/2011
Three-or-More Inning Save	Drew Smyly - 6/17/2013 vs. BAL

INNINGS PITCHED

10-or-More Innings Pitched, Starter.....	Jack Morris (10.0) - 8/14/1989 vs. BAL
Five-or-More Innings Pitched, Reliever.....	Tarik Skubal (5.0) - 9/27/2020 at KC

HITS ALLOWED

No-Hitter.....	Spencer Turnbull - 5/18/2021 at SEA
One-Hitter.....	Matthew Boyd - 9/17/2017 vs. CWS
13-or-More Hits in a Game	Jordan Zimmermann (13) - 7/6/2019 vs. BOS
14-or-More Hits in a Game	Alfredo Simon (15) - 7/1/2015 vs. PIT



LAST TIME IT HAPPENED IN A GAME

15-or-More Hits in a Game Alfredo Simon (15) - 7/1/2015 vs. PIT
 16-or-More Hits in a Game Scott Sanders (16) - 4/14/1998 at TEX

RUNS ALLOWED

Eight-or-More Runs in a Game Michael Pineda (8) - 7/16/2022 at CLE
 Nine-or-More Runs in a Game Elvin Rodriguez (10) - 6/10/2022 vs. TOR
 10-or-More Runs in a Game Elvin Rodriguez (10) - 6/10/2022 vs. TOR
 11-or-More Runs in a Game Jeremy Bonderman (11) - 7/29/2007 at LAA
 12-or-More Runs in a Game Joe Coleman (12) - 8/18/1974 at OAK
 20-or-More Consecutive Scoreless Innings, Starter Tarik Skubal (21.0) - 5/5-5/26/2022
 20-or-More Consecutive Scoreless Innings, Reliever Joaquin Benoit (22.0) - 8/3-9/27/2011

HOME RUNS ALLOWED

Three Home Runs in an Inning Elvin Rodriguez - 6/10/2022 vs. TOR (2nd)
 Back-to-Back Home Runs Drew Hutchison - 9/24/2021 vs. CWS (Eloy Jimenez/Gavin Sheets, 1st)
 Three Consecutive Home Runs Anibal Sanchez - 8/6/2017 at BAL (Jonathan Schoop/Chris Davis/Trey Mancini, 1st)
 Three-or-More Home Runs in a Game Tyler Alexander (3) - 10/5/2022 at SEA
 Four-or-More Home Runs in a Game Elvin Rodriguez (4) - 6/3/2022 at NYY
 Five-or-More Home Runs in a Game Anibal Sanchez (5) - 8/6/2017 at BAL
 Lead-off Home Run Tyler Alexander - 10/5/2022 at SEA (Julio Rodriguez)
 Walk-off Home Run Alex Lange - 8/1/2022 at MIN (Gio Urshela, 10th)
 Pinch-Hit Home Run Jace Peterson - 9/2/2020 at MIL (Buck Farmer)
 Inside-the-Park Home Run Edwin Jackson - 8/9/2019 vs. KC (Whit Merrifield)
 Home Run to a Pitcher Kevin Jarvis - 9/2/1997 at ATL (Denny Neagle)

GRAND SLAMS ALLOWED

Grand Slam in a Game Jason Foley - 9/18/2022 vs. CWS (Andrew Vaughn)
 Two Grand Slams in a Game Daniel Schlereth - 6/28/2011 vs. NYM (Jason Bay/Carlos Beltran)
 Pinch-Hit Grand Slam Francisco Rodriguez - 4/14/2017 at CLE (Lonnie Chisenhall)

WALKS ALLOWED

Eight-or-More Walks in a Game Dontrelle Willis (8) - 6/14/2009 at PIT
 Nine-or-More Walks in a Game Jack Morris (9) - 4/14/1988 vs. TEX
 10-or-more Walks in a Game Joe Coleman (10) - 10/1/1974 vs. BAL
 No Walks Allowed, 20-or-More Consecutive Innings Justin Verlander (24.0) - 7/24-8/9/2015

STRIKEOUTS

10-or-More Strikeouts in a Game Tarik Skubal (11) - 5/15/2022 vs. BAL
 11-or-More Strikeouts in a Game Tarik Skubal (11) - 5/15/2022 vs. BAL
 12-or-More Strikeouts in a Game Matthew Boyd (13) - 7/4/2019 at CWS
 13-or-More Strikeouts in a Game Matthew Boyd (13) - 7/4/2019 at CWS
 14-or-More Strikeouts in a Game Max Scherzer (14) - 8/14/2014 vs. PIT
 15-or-More Strikeouts in a Game Anibal Sanchez (17) - 4/26/2013 vs. ATL
 Six-or-More Strikeouts in a Game, Reliever Rony Garcia (6) - 5/18/2022 at TB
 Consecutive Double-Digit Strikeout Games Matthew Boyd (3) - 6/26-7/13/2019

HIT BY PITCH

Hit Two Batters in an Inning Gregory Soto - 7/26/2022 vs. SD (10th)
 Hit Three-or-More Batters in a Game Daniel Norris (3) - 8/17/2022 at CLE
 Hit Four-or-More Batters in a Game Frank Lary (4) - 7/21/1960 vs. WAS

WILD PITCHES

Two-or-More Wild Pitches in an Inning Alex Lange (2) - 9/11/2022 at KC
 Three-or-More Wild Pitches in a Game Joe Jiménez (3) - 7/26/2021 at MIN

OPPONENTS INDIVIDUAL PITCHING

HITS ALLOWED

No Hits in a Game Henderson Alvarez - 9/29/2013 at MIA
 One Hit in a Game Jeff Samardzija - 9/21/2015 vs. CWS
 13-or-More Hits in a Game Derek Holland (13) - 8/8/2020 at PIT
 14-or-More Hits in a Game Miguel Gonzalez (14) - 4/30/2017 vs. CWS
 15-or-More Hits in a Game Greg Swindell (17) - 6/5/1988 vs. CLE
 16-or-More Hits in a Game Greg Swindell (17) - 6/5/1988 vs. CLE
 17-or-More Hits in a Game Greg Swindell (17) - 6/5/1988 vs. CLE
 18-or-More Hits in a Game Reggie Cleveland (18) - 9/25/1977 vs. BOS

RUNS ALLOWED

Shutout Framer Valdez - 9/12/2022 vs. HOU
 Eight-or-More Runs in a Game Sean Manaea (9) - 7/25/2022 vs. SD
 Nine-or-More Runs in a Game Sean Manaea (9) - 7/25/2022 vs. SD
 10-or-More Runs in a Game Erasmo Ramirez (10) - 6/16/2017 vs. TB
 11-or-More Runs in a Game Dustin McGowan (12) - 8/21/2005 vs. TOR
 12-or-More Runs in a Game Dustin McGowan (12) - 8/21/2005 vs. TOR

HOME RUNS ALLOWED

Three Home Runs in an Inning Derek Holland (4) - 8/8/2020 at PIT (1st)
 Back-to-Back Home Runs Jose Quijada - 9/7/2022 at LAA (Kerry Carpenter/Ryan Kreidler, 9th)
 Three Consecutive Home Runs Derek Holland - 8/8/2020 at PIT (Miguel Cabrera/C.J. Cron/Jeimer Candelario, 1st)
 Three-or-More Home Runs in a Game Cole Irvin (3) - 8/31/2021 vs. OAK
 Four-or-More Home Runs in a Game Derek Holland (5) - 8/8/2020 at PIT
 Five-or-More Home Runs in a Game Derek Holland (5) - 8/8/2020 at PIT

WALKS ALLOWED

Eight-or-More Walks in a Game Ricky Romero (8) - 8/21/2012 vs. TOR
 Nine-or-More Walks in a Game Bobby Witt (10) - 8/15/1992 at TEX
 10-or-More Walks in a Game Bobby Witt (10) - 8/15/1992 at TEX

STRIKEOUTS

10-or-More Batters in a Game Carlos Rodon (10) - 8/23/2022 vs. SF
 11-or-More Batters in a Game Michael Kopech (11) - 8/12/2022 at CWS
 12-or-More Batters in a Game Triston McKenzie (12) - 7/14/2022 at CLE
 13-or-More Batters in a Game Lucas Giolito (13) - 8/20/2020 at CWS
 14-or-More Batters in a Game Max Scherzer (14) - 6/30/2019 vs. WSH
 15-or-More Batters in a Game Max Scherzer (20) - 5/11/2016 at WSH
 Six-or-More Strikeouts in a Game, Reliever Bryce Wilson (6) - 5/4/2022 vs. PIT (Gm. 1)



CLUB PITCHING

COMPLETE GAMES

Back-to-Back Complete Games8/20-21/2014 at TB (Rick Porcello/David Price)

SHUTOUTS

Back-to-Back Shutouts5/31/2022 vs. MIN (Gm. 2) (4-0); 6/1/2022 vs. MIN (5-0)

HITS ALLOWED

15-or-More Hits in a Game16 - 9/5/2022 at LAA
 16-or-More Hits in a Game16 - 9/5/2022 at LAA
 17-or-More Hits in a Game22 - 6/15/2022 vs. CWS
 18-or-More Hits in a Game22 - 6/15/2022 vs. CWS
 19-or-More Hits in a Game22 - 6/15/2022 vs. CWS
 20-or-More Hits in a Game22 - 6/15/2022 vs. CWS
 21-or-More Hits in a Game22 - 6/15/2022 vs. CWS
 22-or-More Hits in a Game22 - 6/15/2022 vs. CWS
 23-or-More Hits in a Game25 - 9/14/2017 vs. CWS
 24-or-More Hits in a Game25 - 9/14/2017 vs. CWS
 25 or More Hits in a Game25 - 9/14/2017 vs. CWS
 No Hits in a Game5/18/2021 at SEA (Spencer Turnbull)
 One Hit in a Game9/17/2017 vs. CWS (Matthew Boyd)
 Two Hits in a Game9/19/2022 at BAL (Tyler Alexander/Will Vest/Jose Cisneros)

RUNS ALLOWED

Five-or-More Runs in an Inning5 - 9/18/2022 vs. CWS (5th)
 15-or-More Runs in a Game15 - 6/12/2021 vs. CWS
 16-or-More Runs in a Game19 - 9/9/2020 vs. MIL
 17-or-More Runs in a Game19 - 9/9/2020 vs. MIL
 18-or-More Runs in a Game19 - 9/9/2020 vs. MIL
 19-or-More Runs in a Game19 - 9/9/2020 vs. MIL
 20-or-More Runs in a Game20 - 8/22/2014 at MIN

HOME RUNS ALLOWED

Back-to-Back Home Runs9/24/2022 at CWS - Eloy Jimenez/Gavin Sheets (Drew Hutchison)
 Three Consecutive Home Runs8/6/2017 at BAL - Jonathan Schoop/Chris Davis/Trey Mancini (Anibal Sanchez)
 Five-or-More Home Runs in a Game7 - 7/28/2021 at MIN
 Walk-Off Home Run8/1/2022 at MIN - Gio Urshela (Alex Lange, 10th)
 Two Grand Slams in a Game6/28/2011 vs. NYM (Jason Bay/Carlos Beltran)

WALKS ALLOWED

10-or-More Walks in a Nine-Inning Game13 - 8/5/2022 vs. TB
 10-or-More Walks in a Game13 - 8/5/2022 vs. TB
 11-or-More Walks in a Game13 - 8/5/2022 vs. TB
 12-or-More Walks in a Game13 - 8/5/2022 vs. TB
 13-or-More Walks in a Game13 - 8/5/2022 vs. TB
 14-or-More Walks in a Game14 - 8/10/2014 at TOR (19 inn.)
 15-or-More Walks in a Game15 - 5/8/2004 at TEX (10 inn.)

STRIKEOUTS

14-or-More Strikeouts in a Nine-Inning Game14 - 9/7/2022 at LAA
 14-or-More Strikeouts in a Game14 - 9/7/2022 at LAA
 15-or-More Strikeouts in a Game16 - 5/15/2022 vs. BAL
 16-or-More Strikeouts in a Game16 - 5/15/2022 vs. BAL
 17-or-More Strikeouts in a Game17 - 8/31/2019 vs. MIN
 18-or-More Strikeouts in a Game18 - 7/23/2019 vs. PHI (15 inn.)
 19-or-More Strikeouts in a Game19 - 4/17/2013 at SEA (14 inn.)
 20-or-More Strikeouts in a Game20 - 6/5/2001 at BOS (18 inn.)

HIT BY PITCH

Three-or-More Batters in a Game3 - 8/17/2022 at CLE

PITCHERS BATTING

HOME RUNS

Home RunDaniel Norris - 8/19/2015 at CHC (Jon Lester)
 Inside-the-Park Home RunFrank Lary - 4/17/1956 vs. OAK (Alex Kellner)

STOLEN BASES

Stolen BaseMickey Lolich - 4/14/1970 vs. CLE
 Caught StealingJoe Coleman - 4/30/1972 vs. CWS

PINCH-HITTING AND PINCH-RUNNING

Pinch-Hit AppearanceDontrelle Willis - 5/23/2010 at LAD
 Pinch-Run AppearanceDaniel Norris - 5/25/2019 at NYM

CLUB FIELDING

ERRORS

Four-or-More Errors in a Game4 - 7/31/2022 at TOR
 Five-or-More Errors in a Game5 - 4/27/2021 at CWS
 Six-or-More Errors in a Game6 - 6/25/2013 vs. LAA

DOUBLE AND TRIPLE PLAYS

Five-or-More Double Plays in a Game5 - 9/26/2009 at CWS
 Six-or-More Double Plays in a Game6 - 4/13/1984 at BOS
 Triple Play9/8/2017 at TOR (Jeimer Candelario/Ian Kinsler/Efren Navarro)



LAST TIME IT HAPPENED IN A GAME

OPPONENTS CLUB FIELDING

ERRORS

Four-or-More Errors in a Game.....	4 - 7/12/2022 at KC
Five-or-More Errors in a Game.....	5 - 9/27/2012 vs. KC
Six-or-More Errors in a Game.....	6 - 10/1/1989 at NYY

TRIPLE PLAYS

Triple Play.....	8/3/17 at BAL (Manny Machado/Jonathan Schoop/Chris Davis)
------------------	---

CLUB MISCELLANEOUS

WINS

Eight-or-More Consecutive Wins.....	8 - 7/25-8/3/2016
Nine-or-More Consecutive Wins.....	12 - 7/26-8/8/2013
10-or-More Consecutive Wins.....	12 - 7/26-8/8/2013
Eight-or-More Consecutive Wins, Home.....	10 - 7/3-7/29/2021
Nine-or-More Consecutive Wins, Home.....	10 - 7/3-7/29/2021
10-or-More Consecutive Wins, Home.....	10 - 7/3-7/29/2021
Eight-or-More Consecutive Wins, Road.....	11 - 4/29-5/18/2014
Nine-or-More Consecutive Wins, Road.....	11 - 4/29-5/18/2014
10-or-More Consecutive Wins, Road.....	11 - 4/29-5/18/2014

LOSSES

Eight-or-More Consecutive Losses.....	8 - 8/7-8/15/2022 (Gm. 1)
Nine-or-More Consecutive Losses.....	9 - 8/11-8/20/2020
10-or-More Consecutive Losses.....	10 - 5/13-5/23/2019
Eight-or-More Consecutive Losses, Home.....	8 - 6/9-6/28/2019
Nine-or-More Consecutive Losses, Home.....	11 - 5/9-5/23/2019
10-or-More Consecutive Losses, Home.....	11 - 5/9-5/23/2019
Eight-or-More Consecutive Losses, Road.....	8 - 7/8-7/26/2021
Nine-or-More Consecutive Losses, Road.....	10 - 6/27-7/29/2010
10-or-More Consecutive Losses, Road.....	10 - 6/27-7/29/2010

DOUBLEHEADERS

Win Both Games, Home.....	7/4/2022 vs. CLE
Win Both Games, Road.....	6/30/2021 at CLE
Lose Both Games, Home.....	9/12/2019 vs. NYY
Lose Both Games, Road.....	10/4/2022 at SEA
Split, Home.....	5/31/2022 vs. MIN
Split, Road.....	8/15/2022 at CLE
Day-Night Doubleheader.....	7/11/2022 at KC

EXTRA-INNING GAMES

Back-to-Back Extra-Inning Games.....	9/16/2022 vs. CWS; 9/17/2022 vs. CWS
Three Consecutive Extra-Inning Games.....	9/16-9/19/2015 (MIN, KC, KC)
Win Back-to-Back Extra-Inning Games.....	9/12-9/14/2021 (TB, MIL)
Lose Back-to-Back Extra-Inning Games.....	4/16-4/17/2019 vs. PIT
15-or-More Innings.....	15 - 7/23/2019 vs. PHI
16-or-More Innings.....	19 - 8/10/2014 at TOR
17-or-More Innings.....	19 - 8/10/2014 at TOR
18-or-More Innings.....	19 - 8/10/2014 at TOR
19-or-More Innings.....	19 - 8/10/2014 at TOR
20-or-More Innings.....	22 - 6/24/1962 vs. NYY
21-or-More Innings.....	22 - 6/24/1962 vs. NYY
22-or-More Innings.....	22 - 6/24/1962 vs. NYY

ONE-RUN GAMES

Three-or-More Consecutive One-Run Games.....	3 - 9/14-9/17/2022 (HOU, CWS, CWS)
Four-or-More Consecutive One-Run Games.....	6 - 8/24-8/30/2021 (@STL, @STL, TOR, TOR, TOR, MIN)
Five-or-More Consecutive One-Run Games.....	6 - 8/24-8/30/2021 (@STL, @STL, TOR, TOR, TOR, MIN)
Win Three-or-More Consecutive One-Run Games.....	3 - 8/11-8/13/2011 (CLE, BAL, BAL)
Lose Three-or-More Consecutive One-Run Games.....	3 - 5/5-5/7/2022 (@HOU, @HOU, @HOU)
Win 1-0 Game.....	9/14/2021 vs. MIL (11 inn.)
Lose 1-0 Game.....	8/19/2022 vs. LAA

COMEBACKS/LEADS LOST

Comeback to Win, Trailing by Five Runs-or-More.....	5 - 8/21/2020 at CLE (Trailed 5-0 after 3 inn., Won 10-5 in 9 inn.)
Lose After Leading by Five Runs-or-More.....	8 - 8/19/2021 vs. LAA (Led 10-2 after 5.0 inn., Lost 13-10 in 9 inn.)



INDIVIDUAL BATTING

BATTING AVERAGE

Highest Average, Career (Min. 2000 AB)	369	Ty Cobb	1905-26
Highest Average by Righthander, Season	403	Harry Heilmann	1923
Highest Average by Lefthander, Season	420	Ty Cobb	1911
Highest Average by Switchhitter, Season	335	Victor Martinez	2014
Highest Average by Rookie, Season	343	Dale Alexander	1929

GAMES PLAYED

Most Games Played, Career	2,834	Al Kaline	1953-74
Most Games Played, Season	163	Rocky Colavito	1961
Most Consecutive Games Played	511	Charlie Gehringer	9/3/1927-5/7/1931
Most Games Played, Rookie	162	Jake Wood	1961
Most Seasons with Tigers	22	Ty Cobb	1905-26
		Al Kaline	1953-74

AT-BATS

Most At-Bats, Career	10,586	Ty Cobb	1905-26
Most At-Bats by Righthander, Season	684	Ian Kinsler	2014
Most At-Bats by Lefthander, Season	643	Lou Whitaker	1983
Most At-Bats by Switchhitter, Season	615	Tito Fuentes	1977
Most At-Bats by Rookie, Season	679	Harvey Kuenn	1953
Most At-Bats, No Hits, Doubleheader	13	Brian Hunter (26 inn.)	7/20/1998 at NY

RUNS SCORED

Most Runs, Career	2,087	Ty Cobb	1905-26
Most Runs, Season	147	Ty Cobb	1911
Most Runs by Rookie, Season	128	Roy Johnson	1929
Most Runs, Nine-Inning Game	5	Many players... (last, Jeimer Candelario, 4/25/2018 at PIT, Gm. 1)	

HITS

Most Hits, Career	3,902	Ty Cobb	1905-26
Most Hits by Pinch-Hitter, Career	107	Gates Brown	1963-75
Most Hits by Righthander, Season	237	Harry Heilmann	1921
Most Hits by Lefthander, Season	248	Ty Cobb	1911
Most Hits by Switchhitter, Season	190	Tito Fuentes	1977
Most Hits by Rookie, Season	215	Dale Alexander	1929
Most Hits by Pinch-Hitter, Season	19	Bob Fothergill	1929
Most Hits by Righthanded Pinch-Hitter, Season	19	Bob Fothergill	1929
Most Hits by Lefthanded Pinch-Hitter, Season	18	Gates Brown	1968
Most Hits by Switch-Hitting Pinch-Hitter, Season	12	Johnny Neun	1926
Most Hits, Nine-Inning Game	6	Bill Nance	7/13/1901 at CLE
		Ty Cobb	5/5/1925 at STL
		George Kell	9/20/1946 at CLE
		Damion Easley	8/8/2001 at TEX
		Carlos Pena	5/27/2004 at KC
Most Hits, Extra-Inning Game	7	Rocky Colavito	6/24/1962 vs. NYY (22 inn.)
		Cesar Gutierrez	6/21/1970 at CLE (12 inn.)
		Walt Dropo (0 BB)	7/14-7/15/1952
		Ty Cobb	1911

EXTRA-BASE HITS

Most Extra-Base Hits, Career	1,062	Ty Cobb	1905-26
Most Extra-Base Hits by Righthander, Season	103	Hank Greenberg	1937
Most Extra-Base Hits by Lefthander, Season	87	Charlie Gehringer	1936
Most Extra-Base Hits by Switchhitter, Season	71	Tony Clark	1998
Most Extra-Base Hits by Rookie, Season	83	Dale Alexander	1929
Most Extra-Base Hits, Game	4	Many players... (last, Nicholas Castellanos, 8/19/2015 at CHC)	
Most Extra-Base Hits, Inning	2	Many players... (last, Ian Kinsler, 5/16/2016 vs. MIL)	

TOTAL BASES

Most Total Bases, Career	5,472	Ty Cobb	1905-26
Most Total Bases by Righthander, Season	397	Hank Greenberg	1937
Most Total Bases by Lefthander, Season	367	Ty Cobb	1911
Most Total Bases by Switchhitter, Season	317	Victor Martinez	2014
Most Total Bases by Rookie, Season	363	Dale Alexander	1929
Most Total Bases, Game	16	Ty Cobb	5/5/1925 at STL
Most Total Bases, Inning	8	Al Kaline	4/17/1955 vs. KC
		Magglio Ordoñez	8/12/2007 vs. OAK

SINGLES

Most Singles, Career	2,840	Ty Cobb	1905-26
Most Singles by Righthander, Season	167	Harvey Kuenn	1953
Most Singles by Lefthander, Season	169	Ty Cobb	1911
Most Singles by Switchhitter, Season	156	Tito Fuentes	1977
Most Singles by Rookie, Season	167	Harvey Kuenn	1953

DOUBLES

Most Doubles, Career	665	Ty Cobb	1905-26
Most Doubles by Righthander, Season	63	Hank Greenberg	1934
Most Doubles by Lefthander, Season	60	Charlie Gehringer	1936
Most Doubles by Switchhitter, Season	42	Billy Rogell	1933
Most Doubles by Rookie, Season	45	Roy Johnson	1929
Most Doubles, Game	4	Pop Dillon	4/25/1901 vs. MIL
		Bill Bruton	5/19/1963 at WAS
Most Consecutive Doubles, Game	4	Bill Bruton	5/19/1963 at WAS
Most Doubles, Inning	2	Pop Dillon	4/25/1901 vs. MIL
		Tony Clark	8/22/1997 at MIL
		Robert Fick	5/29/2002 at CLE



TIGERS RECORD BOOK

TRIPLES

Most Triples, Career.....	286	Ty Cobb.....	1905-26
Most Triples by Righthander, Season.....	16	Harry Heilmann.....	1924
		Hank Greenberg.....	1935
Most Triples by Lefthander, Season.....	26	Sam Crawford.....	1914
Most Triples by Switchhitter, Season.....	14	Billy Lush.....	1903
		Lu Blue.....	1926
Most Triples by Rookie, Season.....	17	Charlie Gehringer.....	1926
Most Triples, Nine-Inning Game.....	3	Charlie Gehringer.....	8/5/1929 at WAS
	3	Billy Lush.....	9/26/1903 at NYY (Gm. 1)

HOME RUNS

Most Home Runs, Career.....	399	Al Kaline.....	1953-74
Most Home Runs by Righthander, Season.....	58	Hank Greenberg.....	1938
Most Home Runs by Lefthander, Season.....	41	Norm Cash.....	1961
Most Home Runs by Switchhitter, Season.....	34	Tony Clark.....	1998
Most Home Runs by Rookie, Season.....	35	Rudy York.....	1937
Most Home Runs by Pinch-Hitter, Career.....	16	Gates Brown.....	1963-75
Most Home Runs by Pinch-Hitter, Season.....	3	12 times.....	(last, Victor Martinez, 2016)
Most Home Runs, Game.....	3	24 times.....	(last, Victor Martinez, 6/16/2016 at KC)
Most Lead-Off Home Runs, Career.....	24	Curtis Granderson.....	2004-09
Most Lead-Off Home Runs, Season.....	8	Ian Kinsler.....	2016
Most Inside-the-Park Home Runs, Career.....	47	Ty Cobb.....	1905-26
Most Inside-the-Park Home Runs, Season.....	9	Ty Cobb.....	1909
Most Home Runs at Home, Season.....	39	Hank Greenberg.....	1938
Most Home Runs on the Road, Season.....	27	Rocky Colavito.....	1961
		Miguel Cabrera.....	2013
Most Home Runs, Month.....	18	Rudy York.....	8/1937
Most Home Runs in April.....	10	Cecil Fielder.....	1996
		Chris Shelton.....	2006
Most Home Runs in May.....	12	Willie Horton.....	1968
		Miguel Cabrera.....	2013
Most Home Runs in June.....	14	Norm Cash.....	1961
Most Home Runs in July.....	15	Hank Greenberg.....	1938
Most Home Runs in August.....	18	Rudy York.....	1937
Most Home Runs in September.....	16	Hank Greenberg.....	1946
Most Games, Switch-Hitting Home Runs, Season.....	3	Tony Clark.....	1998
Most Home Runs, Opening Day.....	3	Dmitri Young.....	4/4/2005 vs. KC
Most Home Runs, Doubleheader.....	4	Charlie Maxwell.....	5/3/1959 vs. NYY
		Rocky Colavito.....	8/27/1961 at WAS
		Al Kaline.....	4/17/1955 vs. KC (6th)
		Magglio Ordoñez.....	8/12/2007 vs. OAK (2nd)
		Hank Greenberg.....	7/26-7/27/1938 vs. WAS
		Charlie Maxwell.....	5/3/1959 vs. NYY (DH)
		Larry Herndon.....	5/16-5/18/1982 vs. MIN, vs. OAK
		Bobby Higginson.....	6/30-7/1/1997 vs. NYM
		Rudy York.....	8/22-8/25/1937
		Hank Greenberg.....	9/10-9/14/1940
		Vic Wertz.....	7/27-8/1/1950
		Willie Horton.....	8/29-9/1/1969
		Marcus Thames.....	6/13-17/2008
Most Home Runs, Consecutive Games.....	5	Ty Cobb.....	5/5-5/6/1925 at STL
Most Extra-Inning Home Runs, Career.....	9	Lance Parrish.....	1977-86
Most Extra-Inning Home Runs, Season.....	5	Charlie Maxwell.....	1960
Youngest Player to Hit a Home Run.....	18 years, 279 days....	Ty Cobb.....	9/23/1905
Oldest Player to Hit a Home Run.....	42 years, 51 days.....	Doc Cramer.....	9/11/1947

GRAND SLAMS

Most Grand Slams, Career.....	10	Hank Greenberg.....	1930-46
		Rudy York.....	1934-45
		Cecil Fielder.....	1990-96
Most Grand Slams, Season.....	4	Rudy York.....	1938
		Jim Northrup.....	1968
Most Grand Slams, Month.....	3	Rudy York.....	5/1938
		Hank Greenberg.....	6/1968
Most Grand Slams, Week.....	3	Jim Northrup.....	6/24-6/29/1968
Most Grand Slams, Game.....	2	Jim Northrup.....	6/24/1968 at CLE

RUNS BATTED IN (since 1920)

Most RBI, Career.....	1,582	Al Kaline.....	1953-74
Most RBI by Righthander, Season.....	183	Hank Greenberg.....	1937
Most RBI by Lefthander, Season.....	132	Vic Wertz.....	1949
		Norm Cash.....	1961
Most RBI by Switchhitter, Season.....	117	Tony Clark.....	1997
Most RBI by Rookie, Season.....	137	Dale Alexander.....	1929
Most RBI in a Month.....	50	Rudy York.....	8/1937
Most RBI in April.....	28	Miguel Cabrera.....	2013
Most RBI in May.....	43	Ty Cobb.....	1925
Most RBI in June.....	47	Hank Greenberg.....	1935
Most RBI in July.....	41	Bob Fothergill.....	1927
Most RBI in August.....	50	Rudy York.....	1937
Most RBI in September.....	39	Rudy York.....	1940
		Hank Greenberg.....	1946
Most RBI Prior to the All-Star Break.....	103	Hank Greenberg.....	1935
Most RBI After the All-Star Break.....	110	Hank Greenberg.....	1937
Most Consecutive Games with an RBI.....	12	Mickey Cochrane.....	7/31-8/12/1934
		Rudy York.....	9/11-9/20/1940

TIGERS RECORD BOOK



Most RBI, Game.....	8	Harry Heilmann.....	7/26/1928 vs. NYY
		Jim Northrup.....	6/24/1968 at CLE
		Jim Northrup.....	7/11/1973 vs. TEX

SACRIFICES

Most Sacrifice Hits, Career.....	327	Donie Bush.....	1908-21
Most Sacrifice Hits by Righthander, Season.....	43	Germany Schaefer.....	1908
Most Sacrifice Hits by Lefthander, Season.....	36	Bobby Veach.....	1922
Most Sacrifice Hits by Switchhitter, Season.....	52	Donie Bush.....	1909
Most Sacrifice Hits by Rookie, Season.....	52	Donie Bush.....	1909
Most Sacrifice Flies, Career.....	104	Al Kaline.....	1953-74
Most Sacrifice Flies by Righthander, Season.....	13	Lance Parrish.....	1983
		Travis Fryman.....	1994
Most Sacrifice Flies by Lefthander, Season.....	11	Rusty Staub.....	1976, 1978
Most Sacrifice Flies by Switchhitter, Season.....	8	Carlos Guillen.....	2007
		Victor Martinez.....	2013
Most Sacrifice Flies by Rookie, Season.....	8	Lou Whitaker.....	1978

HIT BY PITCH

Most Hit by Pitch, Career.....	114	Bill Freehan.....	1961-76
Most Hit by Pitch by Righthander, Season.....	24	Bill Freehan.....	1968
Most Hit by Pitch by Lefthander, Season.....	17	Heinie Manush.....	1923
		Prince Fielder.....	2012
Most Hit by Pitch by Switchhitter, Season.....	11	Dmitri Young.....	2003
Most Hit by Pitch by Rookie, Season.....	17	Heinie Manush.....	1923
Most Hit by Pitch, Game.....	3	Bill Freehan.....	8/16/1968 at BOS
		Damion Easley.....	5/31/1999 at BOS
		Damion Easley.....	7/16/2002 vs. BOS

WALKS

Most Walks, Career.....	1,277	Al Kaline.....	1953-74
Most Walks by Righthander, Season.....	135	Eddie Yost.....	1959
Most Walks by Lefthander, Season.....	124	Norm Cash.....	1961
Most Walks by Switchhitter, Season.....	137	Roy Cullenbine.....	1947
Most Walks by Rookie, Season.....	103	Lu Blue.....	1921
Most Consecutive Walks.....	7	Billy Rogell.....	8/17-8/19/1938
Most Consecutive Games, One-or-More Walks.....	22	Roy Cullenbine.....	7/2-7/22/1947
Most Walks, Nine-Inning Game.....	5	Kid Elberfield.....	8/1/1902 vs. WAS
		Jo-Jo White.....	4/18/1935 vs. CWS
		Billy Rogell.....	8/18/1938 vs. CWS
Most Intentional Walks, Career.....	165	Miguel Cabrera.....	2008-21
Most Intentional Walks, Season.....	32	Miguel Cabrera.....	2010
Most Intentional Walks, Game.....	3	Jerry Priddy.....	9/22/1951 vs. CLE
		Bill Freehan.....	6/2/1971 at MIN
		Miguel Cabrera.....	8/15/2010 at CWS
		Miguel Cabrera.....	4/25/2015 vs. CLE

STRIKEOUTS

Most Strikeouts, Career.....	1,439	Miguel Cabrera.....	2008-22
Most Strikeouts by Righthander, Season.....	182	Cecil Fielder.....	1990
Most Strikeouts by Lefthander, Season.....	174	Curtis Granderson.....	2006
Most Strikeouts by Switchhitter, Season.....	160	Jeimer Candelario.....	2018
Most Strikeouts by Rookie, Season.....	170	Austin Jackson.....	2010
Fewest Strikeouts, Season.....	13	George Cutshaw.....	1922
		Charlie Gehringer.....	1936
		Doc Cramer.....	1943
		George Kell.....	1949
		Harvey Kuenn.....	1954
Most Strikeouts, Nine-Inning Game.....	5	Chet Laabs.....	10/2/1938 at CLE
		Danny Bautista.....	5/28/1995 vs. CWS
		Craig Monroe.....	6/14/2007 vs. MIL
		John Hicks.....	4/14/2019 at MIN

GROUNDING INTO DOUBLE PLAYS

Most Grounding into DP, Career.....	271	Al Kaline.....	1953-74
Most Grounding into DP by Righthander, Season.....	29	Jimmy Bloodworth.....	1943
Most Grounding into DP by Lefthander, Season.....	27	Rusty Staub.....	1977
Most Grounding into DP by Switchhitter, Season.....	23	Victor Martinez.....	2013
Most Grounding into DP by Rookie, Season.....	23	Dick Wakefield.....	1943
		Sam Vico.....	1948
Fewest Grounding into DP, Season.....	0	Dick McAuliffe.....	1968
Most Grounding into DP, Nine-Inning Game.....	4	Goose Goslin.....	4/28/1934 vs. CLE

SLUGGING PERCENTAGE

Highest Slugging Percentage, Career.....	.616	Hank Greenberg.....	1930-46
Highest Slugging Percentage by Righthander, Season.....	.683	Hank Greenberg.....	1938
Highest Slugging Percentage by Lefthander, Season.....	.662	Norm Cash.....	1961
Highest Slugging Percentage by Switchhitter, Season.....	.565	Victor Martinez.....	2014
Highest Slugging Percentage by Rookie, Season.....	.580	Dale Alexander.....	1929

ON-BASE PERCENTAGE

Highest On-Base Percentage, Career.....	.434	Ty Cobb.....	1905-26
Highest On-Base Percentage by Righthander, Season.....	.481	Harry Heilmann.....	1923
Highest On-Base Percentage by Lefthander, Season.....	.487	Norm Cash.....	1961
Highest On-Base Percentage by Switchhitter, Season.....	.443	Tony Phillips.....	1993
Highest On-Base Percentage by Rookie, Season.....	.416	Lu Blue.....	1921



TIGERS RECORD BOOK

CLUB BATTING

BATTING AVERAGE

Highest Average, Season	316.....	1921
Most Players Batting .300 or Over, Season (Min. 400 AB).....	5.....	1921, 1922, 1929, 1934, 2013
Lowest Average, Season	231.....	1904, 2022

AT-BATS

Most At-Bats, Season	5,757.....	2007
Fewest At-Bats, Season.....	1,893.....	2020
Fewest At-Bats, Nine-Inning Game.....	20.....	4/27/1915 vs. STL

RUNS SCORED

Most Runs, Season.....	958.....	1934
Fewest Runs, Season.....	249.....	2020
Most Runs, Month.....	223.....	8/1937
Most Runs, April.....	169.....	1993
Most Runs, May.....	220.....	1921
Most Runs, June.....	215.....	1935
Most Runs, July.....	214.....	1927
Most Runs, August.....	223.....	1937
Most Runs, September.....	189.....	1923
Most Runs, September/October.....	254.....	1923
Most Runs, Game.....	21.....	9/15/1901 vs. CLE (8 inn.) 7/17/1908 at PHI 7/25/1920 vs. STL 7/1/1936 at CWS

Most Runs, Extra-Inning Game.....	17.....	8/7/2020 at PIT (11 inn.)
Most Runs, Doubleheader.....	36.....	8/14/1937; 16-1, 20-7 vs. STL
Most Runs, Shutout Game.....	21.....	9/15/1901 vs. CLE (8 inn.)
Most Runs by Tigers in a Loss, Nine-Inning Game.....	15.....	9/9/1921 at CWS
Most Runs by Tigers in a Loss, Extra-Inning Game.....	16.....	9/14/1998 vs. CWS (12 inn.)
Most Runs by Both Clubs, Game.....	35.....	9/9/1921; DET 15 at CWS 20 4/24/1996; DET 11 vs. MIN 24
Most Runs, Inning.....	13.....	6/17/1925 at NYY (6th) 8/8/2001 at TEX (9th) 6/17/1925 at NYY (6th)
Most Runs, Start of an Inning, None Out.....	11.....	

HITS

Most Hits, Season	1,724.....	1921
Fewest Hits, Season.....	463.....	2020
Most Players with 200-or-More Hits, Season.....	4.....	1937
Most Games Held Hitless, Season.....	2.....	1967, 1973
Most Hits, Nine-Inning Game.....	27.....	7/17/1908 at PHA 9/29/1928 vs. NYY 5/27/2004 at KC 9/29/1928; DET 27 vs. NYY 17
Most Hits by Both Clubs, Nine-Inning Game.....	44.....	
Most Hits by Pinch-Hitters, Game.....	4.....	4/22/1953 vs. CWS
Most Consecutive Hits, Game.....	10.....	9/20/1983 vs. BAL (1st, 1BB)
Fewest Hits, Game.....	0.....	14 times (last, 9/29/2013 at MIA)
Most Players with Four-or-More Hits, Nine-Inning Game.....	3.....	many times (last, 5/27/2004 at KC)

EXTRA-BASE HITS

Most Extra-Base Hits, Season	579.....	2007
Fewest Extra-Base Hits, Season.....	152.....	2020

TOTAL BASES

Most Total Bases, Season.....	2,635.....	2007
Fewest Total Bases, Season.....	751.....	2020

SINGLES

Most Singles, Season.....	1,298.....	1921
Fewest Singles, Season.....	311.....	2020
Most Singles, Game.....	21.....	6/13/1934 at BOS 7/1/1936 at CWS

DOUBLES

Most Doubles, Season.....	352.....	2007
Fewest Doubles, Season.....	78.....	2020
Most Doubles, Game.....	10.....	7/14/1934 vs. NYY 7/10/1935 at WAS

TRIPLES

Most Triples, Season.....	101.....	1913
Fewest Triples, Season.....	12.....	2020
Most Triples, Game.....	6.....	6/17/1922 vs. NYY

HOME RUNS

Most Home Runs, Season.....	225.....	1987
Fewest Home Runs, Season.....	10.....	1906
Most Home Runs, April.....	41.....	1996
Most Home Runs, May.....	44.....	1962, 1994
Most Home Runs, June.....	48.....	1987
Most Home Runs, July.....	45.....	1973
Most Home Runs, August.....	49.....	1937
Most Home Runs, September.....	45.....	1999
Most Home Runs at Home, Season.....	125.....	1987
Most Home Runs on the Road, Season.....	122.....	2006
Most Lead Off Home Runs, Season.....	8.....	2007, 2009, 2016
Most Extra-Inning Home Runs, Season.....	7.....	1960, 1966, 1984
Most Inside-the-Park Home Runs, Season.....	17.....	1901, 1909
Most Home Runs by Pinch-Hitters, Season.....	8.....	1971
Most Home Runs by Pitchers, Season.....	8.....	1957
Most Players with 40 or More Home Runs, Season.....	2.....	1961



Most Home Runs, Game	8	twice (last, 6/18/2006 at CHC)
Most Home Runs by Both Clubs, Game.....	12	twice (last, 7/2/2002; DET 6 at CWS 6)
Most Home Runs, Start of Game.....	2	8/5/1986 vs. CLE 6/3/2002 vs. BOS 9/28/2004 vs. CWS
Most Consecutive Games with a Home Run	25	5/25-6/19/1994
Most Home Runs, Two Consecutive Games	12	4/5-4/6/2006
Most Home Runs, Three Consecutive Games.....	15	4/3-4/6/2006
Most Home Runs, Inning.....	4	6/23/1950 vs. NYY (4th) 7/29/1974 at CLE (1st) 9/10/1986 vs. MIL (4th) 6/1/2013 at BAL (4th) 8/8/2020 at PIT (1st)
Most Home Runs by Both Clubs, Inning.....	5	6/23/1950; DET 4 vs. NYY 1
Most Consecutive Home Runs, Inning.....	3	15 times (last, 8/8/2002 at PIT, 1st)

GRAND SLAMS

Most Grand Slams, Season	10	1938
Most Grand Slams, Game.....	2	6/11/1954 at PHI 6/24/1968 at CLE 5/15/2009 vs. OAK
Most Grand Slams, Inning.....	1	Many times

RUNS BATTED IN (since 1920)

Most RBI, Season.....	873	1937
Fewest RBI, Season.....	242	2020

SACRIFICES

Most Sacrifice Hits, Season	257	1923
Fewest Sacrifice Hits, Season.....	1	2020
Most Sacrifice Hits, Game	7	8/24/1909 vs. PHA 9/17/1909 at PHA 7/7/1921 at CWS 6/8/1922 vs. PHI 7/29/1922 vs. PHI 9/25/1925 at BOS
Most Sacrifice Hits, Inning	3	7/12/1970 vs. BAL (2nd)
Most Sacrifice Flies, Season (since 1954).....	61	2014
Fewest Sacrifice Flies, Season (since 1954)	14	2020
Most Sacrifice Flies, Game.....	4	6/10/1985 vs. BAL

HIT BY PITCH

Most Hit by Pitch, Season	82	1999
Fewest Hit by Pitch, Season	9	1945
Most Hit by Pitch, Game (since 1954).....	5	8/11/1965 vs. KC

WALKS

Most Walks, Season.....	765	1993
Fewest Walks, Season.....	147	2020
Most Intentional Walks, Season (since 1954)	70	1971
Fewest Intentional Walks, Season (since 1954)	1	2020
Most Walks, Nine-Inning Game.....	18	5/9/1916 at PHI
Most Intentional Walks, Nine-Inning Game (since 1954)	4	six times, last, 8/15/2010 at CWS

STRIKEOUTS

Most Strikeouts, Season	1,595	2019
Fewest Strikeouts, Season.....	287	1902
Most Strikeouts, Nine-Inning Game	20	9/18/1996 vs. BOS 5/11/2016 at WSH 4/28/2019 at CWS
Most Strikeouts, Extra-Inning Game.....	24	8/17/2019 at TB (13 inn.)
Most Strikeouts, Inning	4	5/14/1994 at CLE (9th) 7/21/1997 vs. CWS (7th) 8/15/1999 vs. ANA (1st) 8/25/2011 at TB (3rd) 4/23/2017 at MIN (6th) 9/8/1979 vs. NYY
Most Strikeouts by Pinch-Hitters, Nine-Inning Game.....	5	

GROUNDING INTO DOUBLE PLAYS

Most Grounding into DP, Season.....	164	1949
Fewest Grounding into DP, Season.....	42	2020

SLUGGING PERCENTAGE

Highest Slugging Percentage, Season.....	458	2007
Lowest Slugging Percentage, Season.....	292	1904

ON-BASE PERCENTAGE

Highest On-Base Percentage, Season	385	1921
Lowest On-Base Percentage, Season.....	282	1904

INDIVIDUAL BASERUNNING

STOLEN BASES

Most Stolen Bases, Career	865	Ty Cobb.....	1905-26
Most Stolen Bases, Season	96	Ty Cobb.....	1915
Most Stolen Bases by Rookie, Season.....	53	Donie Bush.....	1909
Most Consecutive Stolen Bases, No Caught Stealing.....	27	Ron LeFlore.....	1978
Most Stolen Bases, Game	5	Johnny Neun.....	7/29/1927 vs. NYY

STEALS OF HOME

Most Times Stole Home, Career.....	50	Ty Cobb.....	1905-26
Most Times Stole Home, Season.....	8	Ty Cobb.....	1912

CAUGHT STEALING

Most Caught Stealing, Season	38	Ty Cobb.....	1915
Most Caught Stealing by Rookie, Season.....	17	Lu Blue.....	1921



TIGERS RECORD BOOK

CLUB BASERUNNING

STOLEN BASES

Most Stolen Bases, Season	280	1909
Fewest Stolen Bases, Season	17	1972
Most Players with 20-or-More Stolen Bases, Season	6	1906, 1910, 1911, 1914

CAUGHT STEALING

Most Caught Stealing, Season	154	1914
Fewest Caught Stealing, Season	6	2020
Most Caught Stealing, Inning	3	8/3/1914 vs. NYY (2nd)

LEFT ON BASE

Most Left On Base, Season	1,312	1993
Fewest Left On Base, Season	337	2020

INDIVIDUAL PITCHING

GAMES WON

Most Games Won, Career	222	Hooks Dauss	1912-26
Most Games Won by Righthander, Season	31	Denny McLain	1968
Most Games Won by Lefthander, Season	29	Hal Newhouser	1944
Most Games Won as Relief Pitcher, Season	17	John Hiller	1974
Most Games Won by Rookie, Season	24	Ed Summers	1908
Most Games Won by Rookie in Relief, Season	11	Mike Henneman	1987
Most Years Winning 20-or-More Games	5	George Mullin	1902-13
Most Consecutive Games Won, Season	16	Schoolboy Rowe	6/15-8/26/1934
Most Consecutive Starts Won, Season	12	Justin Verlander	7/21-9/18/2011
Most Consecutive Home Wins, Start of Season	9	Brian Moehler	4/19-7/16/1998

GAMES LOST

Most Games Lost, Career	182	Hooks Dauss	1912-26
Most Games Lost by Righthander, Season	23	George Mullin	1904
Most Games Lost by Lefthander, Season	21	Mickey Lolich	1974
.....	Mike Maroth	2003
Most Games Lost as Reliever, Season	14	John Hiller	1974
Most Games Lost by Rookie, Season	19	Jeremy Bonderman	2003
Most Games Lost by Rookie Reliever, Season	8	Jim Middleton	1921
Most Consecutive Games Lost, Season	13	Spencer Turnbull	6/5-9/29/2019

WINNING PERCENTAGE

Highest Winning Percentage, Career (min. 100 decisions)	701	Max Scherzer (82-35)	2010-14
Highest Winning Percentage by Righthander, Season	875	Max Scherzer (21-3)	2013
Highest Winning Percentage by Lefthander, Season	763	Hal Newhouser (29-9)	1944
Highest Winning Percentage by Rookie, Season	733	George Gill (11-4)	1937
.....	Eric King (11-4)	1986

EARNED RUN AVERAGE

Lowest ERA by Righthander, Season	1.64	Ed Summers	1908
Lowest ERA by Lefthander, Season	1.71	Ed Killian	1909
Lowest ERA by Rookie, Season	1.64	Ed Summers	1908

GAMES PITCHED

Most Games Pitched, Career	545	John Hiller	1965-70, 1972-80
Most Seasons as a Tigers Pitcher	16	Tommy Bridges	1930-43, 1945-46
Most Games Pitched by Righthander, Season	75	Jose Valverde	2011
Most Games Pitched by Lefthander, Season	88	Mike Myers	1997
.....	Sean Runyan	1998
Most Games Pitched by Rookie, Season	88	Sean Runyan	1998

GAMES STARTED

Most Games Started, Career	459	Mickey Lolich	1963-75
Most Games Started by Righthander, Season	44	George Mullin	1904
Most Games Started by Lefthander, Season	45	Mickey Lolich	1971
Most Games Started by Rookie, Season	37	Herm Pillette	1922
Most Games Started, None Complete, Season	34	Mike Maroth	2005
.....	Jeremy Bonderman	2006
.....	Justin Verlander	2013
Most Consecutive Games Started, No Victories	17	Adam Bernero	6/15/2002-5/25/2003

COMPLETE GAMES

Most Complete Games, Career	336	George Mullin	1902-13
Most Complete Games by Righthander, Season	42	George Mullin	1904
Most Complete Games by Lefthander, Season	33	Ed Killian	1905
Most Complete Games by Rookie, Season	35	Roscoe Miller	1901

SHUTOUTS

Most Shutouts, Career	39	Mickey Lolich	1963-75
Most Shutouts Losses, Career	36	Mickey Lolich	1963-75
Most Shutouts by Righthander, Season	9	Denny McLain	1969
Most Shutouts by Lefthander, Season	8	Ed Killian	1905
.....	Hal Newhouser	1945
Most Shutouts by Rookie, Season	5	Ed Summers	1908
Most Shutout Losses, Season	7	Wild Bill Donovan	1903
.....	Mickey Lolich	1975
Longest Shutout	18 inn.	Ed Summers	7/16/1909 vs. WAS (0-0 tie)

SAVES (since 1969)

Most Saves, Career	235	Todd Jones	1997-2001, 2006-08
Most Saves by Righthander, Season	49	Jose Valverde	2011
Most Saves by Lefthander, Season	38	John Hiller	1973
Most Saves by Rookie, Season	14	Chuck Seelbach	1972
Most Saves, Consecutive, Season	49	Jose Valverde	4/3-9/28/2011

TIGERS RECORD BOOK



Most Consecutive Appearances with a Save.....	10	John Hiller.....	6/26-7/10/1973
		Todd Jones.....	5/10-5/27/2006
		Jose Valverde.....	7/24-8/13/2011

INNINGS PITCHED

Most Innings Pitched, Career.....	3,394.0	George Mullin.....	1902-13
Most Innings Pitched by Righthander, Season.....	382.1	George Mullin.....	1904
Most Innings Pitched by Lefthander, Season.....	376.0	Mickey Lolich.....	1971
Most Innings Pitched by Rookie, Season.....	332.0	Roscoe Miller.....	1901

HITS ALLOWED

Most Hits Allowed, Career.....	3,407	Hooks Daus.....	1912-26
Most Hits Allowed by Righthander, Season.....	346	George Mullin.....	1907
Most Hits Allowed by Lefthander, Season.....	336	Mickey Lolich.....	1971
Most Hits Allowed by Rookie, Season.....	339	Roscoe Miller.....	1901
Most Hits Allowed, Game.....	26	Aloysius Travers.....	5/18/1912 at PHI

RUNS ALLOWED

Most Runs Allowed, Career.....	1,594	Hooks Daus.....	1912-26
Most Runs Allowed by Righthander, Season.....	168	Roscoe Miller.....	1901
Most Runs Allowed by Lefthander, Season.....	166	Ed Stever.....	1901
Most Runs Allowed by Rookie, Season.....	168	Roscoe Miller.....	1901
Most Runs Allowed, Game.....	24	Aloysius Travers.....	5/18/1912 at PHI
Most Runs Allowed, Inning.....	11	Vic Sorrell.....	7/26/1928 vs. NYY (12th)

EARNED RUNS ALLOWED

Most Earned Runs Allowed, Career.....	1,289	Mickey Lolich.....	1963-75
Most Earned Runs Allowed by Righthander, Season.....	137	Joe Coleman.....	1974
Most Earned Runs Allowed by Lefthander, Season.....	142	Mickey Lolich.....	1974
Most Earned Runs Allowed by Rookie, Season.....	109	Roscoe Miller.....	1901

SINGLES ALLOWED

Most Singles Allowed, Game.....	18	Ed Lafitte.....	5/22/1911 vs. WSH
Most Singles Allowed, Inning.....	10	Elden Auker.....	9/29/1935 at CWS (2nd)

DOUBLES ALLOWED

Most Doubles Allowed, Game.....	9	Bill Donovan.....	9/30/1907 at PHI
---------------------------------	---	-------------------	------------------

TRIPLES ALLOWED

Most Triples Allowed, Game.....	6	Aloysius Travers.....	5/18/1912 at PHI
Most Triples Allowed, Inning.....	4	Firpo Marberry.....	5/6/1934 at BOS (4th)

HOME RUNS ALLOWED

Most Home Runs Allowed, Career.....	329	Mickey Lolich.....	1963-75
Most Home Runs Allowed by Righthander, Season.....	42	Denny McLain.....	1966
Most Home Runs Allowed by Lefthander, Season.....	39	Matthew Boyd.....	2019
Most Home Runs Allowed by Rookie, Season.....	35	Tarik Skubal.....	2021
Most Home Runs Allowed, Game.....	5	Don Mossi.....	6/23/1961 at CLE
		Jeff Weaver.....	7/24/1999 vs. BOS
		Nate Robertson.....	8/20/2008 at TEX
		Shane Greene.....	5/30/2015 at LAA
		Anibal Sanchez.....	8/6/2017 at BAL
		Jack Morris.....	8/7/1984 at BOS
		Daniel Schlereth.....	6/28/2011 vs. NYM
Most Grand Slams Allowed, Game.....	2	Justin Verlander.....	6/16/2016 vs. CLE (5th)

HIT BATSMEN

Most Hit Batsmen, Career.....	121	Hooks Daus.....	1912-26
Most Hit Batsmen by Righthander, Season.....	23	Howard Ehmke.....	1922
Most Hit Batsmen by Lefthander, Season.....	20	Harry Coveleski.....	1915
Most Hit Batsmen by Rookie, Season.....	20	Ed Summers.....	1908
Most Hit Batsmen, Game.....	4	Earl Whitehill.....	4/16/1924 vs. CLE
		Frank Lary.....	7/21/1960 vs. WAS
Most Hit Batsmen, Inning.....	2	Many pitchers.....	(last, Gregory Soto, 7/26/2022 vs. SD, 10th)

WALKS

Most Walks, Career.....	1,227	Hal Newhouser.....	1939-53
Most Walks by Righthander, Season.....	158	Joe Coleman.....	1974
Most Walks by Lefthander, Season.....	137	Hal Newhouser.....	1941
Most Walks by Rookie, Season.....	108	Tommy Bridges.....	1931
		Rufe Gentry.....	1944
Most Intentional Walks, Season (since 1955).....	19	John Hiller.....	1974

STRIKEOUTS

Most Strikeouts, Career.....	2,679	Mickey Lolich.....	1963-75
Most Strikeouts by Righthander, Season.....	280	Denny McLain.....	1968
Most Strikeouts by Lefthander, Season.....	308	Mickey Lolich.....	1971
Most Strikeouts by Rookie Righthander, Season.....	146	Spencer Turnbull.....	2019
Most Strikeouts by Rookie Lefthander, Season.....	164	Tarik Skubal.....	2021
Most Strikeouts, Nine-Inning Game.....	17	Anibal Sanchez.....	4/26/2013 vs. ATL
Most Strikeouts by Reliever, Game.....	14	Denny McLain.....	6/15/1965 vs. BOS
Most Strikeouts, Inning.....	3	Many pitchers.....	(last, Daniel Norris, 10/4/2022 at SEA (Gm. 2), 8th)
Most Consecutive Strikeouts, Game.....	9	Doug Fister.....	9/27/2012 vs. KC
		Tyler Alexander.....	8/2/2020 vs. CIN (Gm. 1)
Most Consecutive Strikeouts by Reliever, Game.....	9	Tyler Alexander.....	8/2/2020 vs. CIN (Gm. 1)
Most Consecutive Strikeouts from Start of Game.....	6	John Hiller.....	8/6/1968 vs. CLE
Most Strikeouts Per Nine Innings, Career (min. 1,500 IP).....	8.51	Justin Verlander.....	2005-17

WILD PITCHES

Most Wild Pitches, Career.....	155	Jack Morris.....	1977-90
Most Wild Pitches by Righthander, Season.....	24	Jack Morris.....	1987
Most Wild Pitches by Lefthander, Season.....	14	Mickey Lolich.....	1969, 1970
Most Wild Pitches by Rookie, Season.....	13	George Mullin.....	1902
Most Wild Pitches, Game.....	5	Charles Wheatley.....	9/27/1912 at CLE
		Jack Morris.....	8/3/1987 vs. KC



TIGERS RECORD BOOK

BALKS

Most Balks, Career.....	23	Jack Morris.....	1977-90
Most Balks, Season.....	11	Jack Morris.....	1988
Most Balks, Game.....	3	Many pitchers....(last, Don Heinkel, 5/3/1988 vs. OAK)	
Most Balks, Inning.....	3	Don Heinkel.....	5/3/1988 vs. OAK (6th)

CLUB PITCHING

EARNED RUN AVERAGE

Lowest ERA, Season.....	2.26.....	1909
Highest ERA, Season.....	6.38.....	1996

COMPLETE GAMES

Most Complete Games, Season.....	143.....	1904
Fewest Complete Games, Season.....	0.....	2018, 2019, 2020, 2022

SHUTOUTS

Most Shutouts, Season.....	20.....	1917, 1944, 1969
Fewest Shutouts, Season.....	1.....	1994, 2020
Most Consecutive Shutouts, Season.....	3.....	7/26-7/29/1910, 7/30-7/31/1949
Most Consecutive Shutout Innings, Season.....	30.....	1910, 1917

SAVES (since 1969)

Most Saves, Season.....	52.....	2011
Fewest Saves, Season.....	11.....	2020

INNINGS PITCHED

Most Innings Pitched, Season.....	1489.2.....	1968
Fewest Innings Pitched, Season.....	492.1.....	2020
Most Pitchers with 300-or-More Innings, Season.....	2.....	1903, 1904, 1905, 1907, 1914, 1915, 1944

HITS ALLOWED

Most Hits Allowed, Season.....	1,699.....	1996
Fewest Hits Allowed, Season.....	511.....	2020
Most Hits Allowed, Nine-Inning Game.....	27.....	6/18/1953 at BOS
Most Hits Allowed, Inning.....	14.....	6/18/1953 at BOS (7th)
Most No-Hit Games, Season.....	2.....	1952

RUNS ALLOWED

Most Runs Allowed, Season.....	1,103.....	1996
Fewest Runs Allowed, Season.....	308.....	2020
Most Runs Allowed, Game.....	26.....	9/9/2004 vs. KC (Gm. 1)
Most Runs Allowed, Extra-Inning Game.....	17.....	9/14/1998 vs. CWS (12 inn.)
Most Runs Allowed, Inning.....	17.....	6/18/1953 at BOS (7th)

EARNED RUNS ALLOWED

Most Earned Runs Allowed, Season.....	1,015.....	1996
Fewest Earned Runs Allowed, Season.....	308.....	2020
Most Earned Runs Allowed, Game.....	24.....	9/9/2004 vs. KC (Gm. 1)
Most Earned Runs Allowed, Extra-Inning Game.....	15.....	three times (last, 5/8/2004 at TEX, 10 inn.)
Most Earned Runs Allowed, Inning.....	17.....	6/18/1953 at BOS (7th)

SINGLES, DOUBLES, TRIPLES ALLOWED

Most Singles Allowed, Nine-Inning Game.....	24.....	6/18/1953 at BOS
Most Doubles Allowed, Nine-Inning Game.....	12.....	7/29/1990 vs. BOS
Most Triples Allowed, Nine-Inning Game.....	6.....	5/18/1912 at PHI

HOME RUNS ALLOWED

Most Home Runs Allowed, Season.....	250.....	2019
Fewest Home Runs Allowed, Season.....	8.....	1907
Most Home Runs Allowed at Home, Season (since 1954).....	145.....	2019
Fewest Home Runs Allowed at Home, Season (since 1954).....	38.....	2020
Most Home Runs Allowed on the Road, Season (since 1954).....	126.....	2021
Fewest Home Runs Allowed on the Road, Season (since 1954).....	34.....	1972
Most Grand Slams Allowed, Season.....	14.....	1996
Most Home Runs Allowed, Game.....	8.....	9/4/2013 at BOS
Most Home Runs Allowed, Extra-Inning Game.....	6.....	6/23/1946 vs. NYY (11 inn.)
Most Home Runs Allowed, Inning.....	4.....	three times (last, 7/28/2021 at MIN, 8th)
Most Home Runs Allowed with Two Outs, Inning.....	4.....	7/18/1998 vs. BOS (4th)

HIT BATSMEN

Most Hit Batsmen, Season.....	84.....	1922
Fewest Hit Batsmen, Season.....	11.....	1946

WALKS

Most Walks, Season.....	784.....	1996
Fewest Walks, Season.....	192.....	2020
Most Walks, Extra-Inning Game.....	18.....	9/17/1920 vs. BOS (12 inn.)
Most Intentional Walks, Game.....	5.....	five times (last, 8/10/2014 at TOR, 19 inn.)

STRIKEOUTS

Most Strikeouts, Season.....	1,428.....	2013
Fewest Strikeouts, Season.....	245.....	1902

WILD PITCHES

Most Wild Pitches, Season.....	82.....	1996
Fewest Wild Pitches, Season.....	13.....	1924
Most Wild Pitches, Game.....	5.....	8/3/1987 vs. KC (10 inn.)
		5/1/1970 at CWS
		9/27/1912 at CLE

BALKS

Most Balks, Season.....	27.....	1988
Fewest Balks, Season.....	0.....	10 times (last, 2020)

SACRIFICE FLIES

Most Sacrifice Flies Allowed, Season (since 1954).....	72.....	1996
Fewest Sacrifice Flies Allowed, Season (since 1954).....	15.....	2020



CLUB FIELDING

FIELDING PERCENTAGE

Highest Fielding Percentage, Season.....	987.....	2013, 2016
Lowest Fielding Percentage, Season.....	930.....	1901

PUTOUTS

Most Putouts, Season.....	4,463.....	1968
Fewest Putouts, Season.....	1,477.....	2020

ASSISTS

Most Assists, Season.....	2,285.....	1912
Fewest Assists, Season.....	502.....	2020
Most Assists, Extra-Inning Game.....	38.....	7/21/1945 at PHI (24 inn.)

TOTAL CHANCES

Most Chances, Season.....	6,780.....	1914
Fewest Chances, Season.....	2,008.....	2020

ERRORS

Most Errors, Season.....	410.....	1901
Fewest Errors, Season.....	29.....	2020
Most Errorless Games, Season.....	103.....	2009, 2013, 2016
Most Consecutive Errorless Games, Season.....	12.....	1963
Most Errors, Nine-Inning Game.....	12.....	5/1/1901 at CWS 5/6/1903 at CWS

PASSED BALLS

Most Passed Balls, Season.....	30.....	2001
Fewest Passed Balls, Season.....	3.....	1995

DOUBLE PLAYS

Most Double Plays, Season.....	194.....	1950, 2003
Fewest Double Plays, Season.....	46.....	2020

TRIPLE PLAYS

Most Triple Plays, Season.....	3.....	1911
--------------------------------	--------	------

PITCHER PICK-OFFS (since 1974)

Most Pitcher Pick-offs, Season.....	25.....	1991
Fewest Pitcher Pick-offs, Season.....	2.....	2020, 2021

CATCHER PICK-OFFS (since 1974)

Most Catcher Pick-offs, Season.....	7.....	2005
Fewest Catcher Pick-offs, Season.....	0.....	15 times (last, 2022)

CLUB MISCELLANEOUS

GAMES PLAYED

Most Games Played, Season.....	164.....	1968
Fewest Games Played, Season.....	58.....	2020
Most One-Run Games Played, Season.....	65.....	1971

LENGTH OF GAMES

Longest Game, Innings.....	24.....	7/21/1945 at PHI (1-1 tie)
Longest Nine-Inning Game, Time.....	4:20.....	4/5/1997 at CWS
Longest Extra-Inning Game, Time.....	7:00.....	6/24/1962 vs. NYY (22 inn.)
Longest Nine-Inning Night Game, Time.....	4:12.....	9/15/1993 vs. TOR
Longest Doubleheader, 18 Innings.....	7:00.....	4/25/2018 at PIT
Longest Doubleheader, More than 18 Innings.....	9:05.....	6/17/1967 vs. KC (28 inn.)

GAMES WON

Most Games Won, Season.....	104.....	1984
Fewest Games Won, Season.....	23.....	2020
Most Games Won at Home, Season.....	57.....	1909
Fewest Games Won at Home, Season.....	12.....	2020
Most Games Won on Road, Season.....	51.....	1961, 1984
Fewest Games Won on Road, Season.....	11.....	2020
Most Games Won, One Month.....	23.....	7/1908, 8/1915, 8/1934, 8/1935
Most Consecutive Games Won, Season.....	14.....	1909 (8/19-9/2), 1934 (7/31-8/14)
Most Consecutive Games Won, Start of Season.....	9.....	1984 (4/3-4/18)
Most Consecutive Home Games Won, Season.....	17.....	1909 (8/19-9/7)
Most Consecutive Road Games Won, Season.....	17.....	1984 (4/3-5/24)
Most Consecutive Road Games Won, Two Seasons.....	21.....	1983-84 (9/18-5/24)
Most One-Run Games Won, Season.....	35.....	1968
Most 1-0 Games Won, Season.....	9.....	1908

GAMES LOST

Most Games Lost, Season.....	119.....	2003
Fewest Games Lost, Season.....	35.....	2020
Most Games Lost at Home, Season.....	59.....	2019
Fewest Games Lost at Home, Season.....	15.....	2020
Most Games Lost on Road, Season.....	61.....	2003
Fewest Games Lost on Road, Season.....	20.....	2020
Most Games Lost, One Month.....	24.....	6/1975
Most Consecutive Games Lost, Season.....	19.....	1975 (7/29-8/15)
Most Consecutive Games Lost, Start of Season.....	13.....	1920 (4/14-5/2)
Most Consecutive Home Games Lost, Season.....	17.....	1996 (8/31-9/29)
Most Consecutive Road Games Lost, Season.....	13.....	1902 (6/2-7/15)
Most Shutout Losses, Season.....	26.....	1904
Most One-Run Games Lost, Season.....	35.....	1952
Most 1-0 Games Lost, Season.....	7.....	1903, 1943

WINNING PERCENTAGE

Highest Winning Percentage, Season.....	656.....	1934 (101-53)
Lowest Winning Percentage, Season.....	265.....	2003 (43-119)



TIGERS RECORD BOOK

Highest Winning Percentage at Home, Season750.....	1909 (57-19)
Lowest Winning Percentage at Home, Season272.....	2019 (22-59)
Highest Winning Percentage on Road, Season638.....	1984 (51-29)
Lowest Winning Percentage on Road, Season234.....	1952 (18-59)
Highest Winning Percentage, One Month900.....	4/1984 (18-2)

PLAYERS USED

Most Players Used, Season57.....	2002
Fewest Players Used, Season24.....	1906, 1907
Most Pitchers Used, Extra-Inning Game10.....	9/14/1998 vs. CWS (12 inn.) 9/8/2015 vs. TB (13 inn.)
Most Pitchers Used, Both Clubs, Extra-Inning Game18.....	9/14/1998 vs. CWS (12 inn.) 9/14/2019 vs. BAL (12 inn.)
Most Pinch-Hitters Used, Inning6.....	9/5/1971 at NYY (7th)

INDIVIDUAL BATTING AT COMERICA PARK

BATTING AVERAGE

Highest Average, Career (min. 1,000 at-bats)326.....	Magglio Ordoñez	2000-11
Highest Average, Season (min. 100 at-bats)389.....	Magglio Ordoñez	2007
Highest Average, Rookie (min. 100 at-bats)310.....	Austin Jackson	2010

GAMES PLAYED

Most Games Played, Career1,000.....	Miguel Cabrera	2004-22
Most Games Played, Season81.....	Miguel Cabrera	2011
		Prince Fielder	2013
		Prince Fielder	2013
		Ian Kinsler	2014
		J.D. Martinez	2015
		Nicholas Castellanos	2014
Most Games Played, Rookie77.....	Nicholas Castellanos	2014

AT-BATS

Most At-Bats, Career3,602.....	Miguel Cabrera	2004-22
Most At-Bats, Season328.....	Ian Kinsler	2014
Most At-Bats by Rookie, Season297.....	Austin Jackson	2010
Most At-Bats, Game8 (six times).....	last, Ian Kinsler	5/16/2017 vs. BAL (13 inn.)

RUNS SCORED

Most Runs, Career569.....	Miguel Cabrera	2004-22
Most Runs, Season66.....	Miguel Cabrera	2012
Most Runs by Rookie, Season52.....	Austin Jackson	2010
Most Runs, Nine-Inning Game6.....	Joe Randa (KC)	9/9/2004 vs. KC
Most Consecutive Games with a Run Scored13.....	Ian Kinsler	4/24-5/22/2016

HITS

Most Hits, Career1,158.....	Miguel Cabrera	2004-22
Most Hits, Season110.....	Magglio Ordoñez	2007
Most Hits by Rookie, Season92.....	Austin Jackson	2010
Most Hits, Nine-Inning Game6.....	Joe Randa (KC)	9/9/2004 vs. KC
		Alex Rios (CWS)	7/9/2013 vs. CWS
Longest Hitting Streak, Season21.....	Edgar Renteria	6/11-8/15/2008
Most Consecutive Games with Multiple Hits7.....	Neil Walker (PIT-NYM)	5/27/2013-8/6/2016

EXTRA-BASE HITS

Most Extra-Base Hits, Career422.....	Miguel Cabrera	2004-22
Most Extra-Base Hits, Season50.....	Miguel Cabrera	2012
Most Extra-Base Hits by Rookie, Season26.....	Brennan Boesch	2010
Most Extra-Base Hits, Game5.....	Jose Ramirez (CLE)	9/3/2017 vs. CLE
Most Consecutive Games with an Extra-Base Hit9.....	Brian Daubach (BOS)	9/16/2000-6/5/2002
		Jose Ramirez (CLE)	5/3/2017-5/15/2018

TOTAL BASES

Most Total Bases, Career1,961.....	Miguel Cabrera	2004-22
Most Total Bases, Season204.....	Miguel Cabrera	2012
Most Total Bases by Rookie, Season118.....	Austin Jackson	2010
Most Total Bases, Game15.....	Kendrys Morales (KC)	9/20/2015 vs. KC

SINGLES

Most Singles, Career736.....	Miguel Cabrera	2004-22
Most Singles, Season77.....	Placido Polanco	2007
Most Singles by Rookie, Season70.....	Austin Jackson	2010

DOUBLES

Most Doubles, Career229.....	Miguel Cabrera	2004-22
Most Doubles, Season31.....	Nicholas Castellanos	2018
Most Doubles by Rookie, Season18.....	Austin Jackson	2010
Most Doubles, Game3 (18 times).....	last, Adam Jones (BAL)	4/19/2018 vs. BAL
Most Consecutive Games with a Double7.....	Brian Daubach (BOS)	9/17/2000-6/5/2002

TRIPLES

Most Triples, Career30.....	Curtis Granderson	2004-19
Most Triples, Season10.....	Curtis Granderson	2007
Most Triples by Rookie, Season6.....	Akil Baddoo	2021
Most Triples, Game2 (19 times).....	last, Brandon Marsh (LAA)	8/19/2021 vs. LAA
Most Consecutive Games with a Triple3.....	Ray Durham (CWS-OAK)	7/14-8/24/2002
		Michael Cuddyer (MIN)	7/24-9/13/2005
		Whit Merrifield (KC)	9/22/2018-4/4/2019

HOME RUNS

Most Home Runs, Career188.....	Miguel Cabrera	2004-22
Most Home Runs, Season28.....	Miguel Cabrera	2012
Most Home Runs by Rookie, Season8.....	Niko Goodrum	2018
		Eric Haase	2021
Most Home Runs, Game3.....	Dmitri Young	4/4/2005 vs. KC
		Miguel Cabrera	5/28/2010 vs. OAK
		Kendrys Morales (KC)	9/20/2015 vs. KC
		Kyle Seager (SEA)	8/13/2019 vs. SEA

TIGERS RECORD BOOK



Most Consecutive Games with a Home Run	4	Jim Thome (CLE).....5/28-7/27/2001
		Alex Rodriguez (TEX-NYY).....8/18/2003-7/15/2004
		Craig Monroe.....9/6-9/9/2004
		Jermaine Bye (CWS).....7/25/2008-4/13/2009
		Delmon Young.....7/5-7/8/2012
		Miguel Cabrera.....9/4-9/19/2012
		Adam Dunn (CWS).....4/22-7/30/2014
		Jorge Soler (KC).....8/9/2019-7/27/2020
		Edwin Encarnacion (CLE-NYY-CWS).....7/29/2018-8/11/2020

GRAND SLAMS

Most Grand Slams, Career	4	Brandon Inge.....2001-11
		Marcus Thames.....2004-09
Most Grand Slams, Season	2	Brandon Inge.....2004
		Carlos Peña.....2004
		Marcus Thames.....2007
Most Grand Slams, Month	2	Brandon Inge.....4/2004

RUNS BATTED IN

Most RBI, Career	689	Miguel Cabrera.....2004-22
Most RBI, Season	75	Miguel Cabrera.....2012
Most RBI by Rookie, Season	40	Brennan Boesch.....2010
Most RBI, Game	7	Bobby Higginson.....6/13/2000 vs. TOR
		Mike Sweeney (KC).....7/22/2004 vs. KC
		Jack Cust (OAK).....8/10/2007 vs. OAK
		Brandon Moss (CLE).....4/24/2015 vs. CLE
		Avissail Garcia (CWS).....9/1/2017 vs. CWS
Most Consecutive Games with an RBI	8	Luis Alicaia (TEX-KC).....5/29/2000-7/4/2001
	8	Jed Lowrie (OAK).....6/25/2018-5/12/2022

WALKS

Most Walks, Career	456	Miguel Cabrera.....2004-22
Most Walks, Season	52	Miguel Cabrera.....2010
	52	Robbie Grossman.....2011
Most Walks by Rookie, Season	27	Brennan Boesch, Austin Jackson.....2010
Most Walks, Game	5	Kevin Youkilis (BOS).....5/15/2010
Most Consecutive Games, One-or-More Walk	9	Logan Morrison (SEA-TB-MIN).....7/23/2015-6/12/2018

STRIKEOUTS

Most Strikeouts, Career	655	Miguel Cabrera.....2004-22
Most Strikeouts, Season	81	J.D. Martinez.....2015
		Niko Goodrum.....2019
Most Strikeouts by Rookie, Season	72	Austin Jackson.....2010
Most Strikeouts, Game	5	Mark Teixeira (TEX).....8/18/2003 vs. TEX
		Craig Monroe.....6/14/2007 vs. MIL
		Aaron Judge (NYY).....6/4/2018 vs. NYY (Gm. 2)
Most Consecutive Games, One-or-More Strikeout	26	Carlos Peña (DET-TB).....8/21/2005-8/28/2009

CLUB BATTING AT COMERICA PARK

RUNS

Most Runs, Nine-Inning Game by Both Clubs	31	9/9/2004 vs. KC (KC 26, DET 5)
Most Runs, Nine-Inning Game by One Club	26	9/9/2004 vs. KC (KC)
Most Runs, Nine-Inning Game by Tigers	19	4/23/2008 vs. TEX
		5/24/2008 vs. MIN
		4/25/2017 vs. SEA
Fewest Runs, Nine-Inning Game by Both Clubs	1 (22 times)	last, 8/19/2022 (LAA 1, DET 0)

HITS

Most Hits, Nine-Inning Game by Both Clubs	40	4/25/2017 vs. SEA (DET 24, SEA 16)
Most Hits, Nine-Inning Game by One Club	26	9/9/2004 vs. KC (KC)
Most Hits, Nine-Inning Game by Tigers	24	9/4/2011 vs. CWS
		4/25/2017 vs. SEA
Most Hits, Extra-Inning Game by Both Clubs	38	5/16/2017 vs. BAL, 13 inn. (BAL 20, DET 18)
Most Hits, Extra-Inning Game by One Club	21	8/21/2004 vs. SEA, 11 inn. (SEA)
		9/25/2010 vs. MIN, 13 inn. (DET)
Most Hits, Extra-Inning Game by Tigers	21	9/25/2010 vs. MIN, 13 inn.
Fewest Hits, Nine-Inning Game by Both Clubs	4	8/21/2007 vs. CLE (DET 3, CLE 1)
Fewest Hits, Nine-Inning Game by One Club	0	6/12/2007 vs. MIL (MIL)
Fewest Hits, Nine-Inning Game by Tigers	1	5/2/2003 vs. TB
		7/18/2015 vs. BAL
		9/21/2015 vs. CWS
		6/13/2021 vs. CWS
		8/15/2021 vs. CLE

EXTRA-BASE HITS

Most Extra Base Hits, Nine-Inning Game by Both Clubs	16	8/8/2004 vs. BOS (DET 8, BOS 8)
		6/2/2017 vs. CWS (DET 12, CWS 4)
Most Extra Base Hits, Nine-Inning Game by One Club	13	4/19/2018 vs. BAL (BAL 9, DET 7)
Most Extra Base Hits, Nine-Inning Game by Tigers	12	9/9/2020 (MIL)
		6/2/2017 vs. CWS

HOME RUNS

Most Home Runs, Nine-Inning Game by Both Clubs	10	8/8/2004 vs. BOS (DET 7, BOS 3)
Most Home Runs, Nine-Inning Game by One Club	7	8/8/2004 vs. BOS (DET)
		9/11/2007 vs. TEX (TEX)
Most Home Runs, Nine-Inning Game by Tigers	7	8/8/2004 vs. BOS

SINGLES

Most Singles, Nine-Inning Game by Both Clubs	27	9/14/2017 vs. CWS (CWS 21, DET 6)
		4/25/2017 vs. SEA (DET 14, SEA 13)
Most Singles, Nine-Inning Game by One Club	21	9/14/2017 vs. CWS (CWS)
Most Singles, Nine-Inning Game by Tigers	18	4/23/2022 vs. COL (Gm. 1)

DOUBLES

Most Doubles, Nine-Inning Game by Both Clubs	11	6/2/2017 vs. CWS (DET 7, CWS 4)
Most Doubles, Nine-Inning Game by One Club	8	9/9/2020 vs. MIL (MIL)
Most Doubles, Nine-Inning Game by Tigers	7 (five times)	last, 6/2/2017 vs. CWS



TIGERS RECORD BOOK

TRIPLES

Most Triples, Nine-Inning Game by Both Clubs	4 (eight times)	last, 7/6/2019 vs. BOS (DET 2, BOS 2)
Most Triples, Nine-Inning Game by One Club	4	6/24/16 vs. CLE (CLE)
Most Triples, Nine-Inning Game by Tigers	3 (six times)	last, 9/1/2012 vs. CLE

WALKS

Most Walks, Nine-Inning Game by Both Clubs	16	4/28/2001 vs. TB (TB 9, DET 7) 4/5/2002 vs. CLE (CLE 8, DET 8) 4/23/2004 vs. CLE (DET 10, CLE 6) 6/12/2021 vs. CWS (CWS 11, DET 5) 4/19/2022 (NYY 8, DET 8)
Most Walks, Nine-Inning Game by One Club	13	8/5/2022 vs. TB (TB)
Most Walks, Nine-Inning Game by Tigers	10 (five times)	last, 8/23/2010 vs. KC

STRIKEOUTS

Most Strikeouts, Nine-Inning Game by Both Clubs	28	8/31/2019 vs. MIN (DET 17, MIN 11) 8/4/2021 vs. BOS (DET 18, BOS 10)
Most Strikeouts, Nine-Inning Game by One Club	18	4/26/2013 vs. ATL (ATL) 8/4/2021 vs. BOS (DET)
Most Strikeouts, Nine-Inning Game by Tigers	18	8/4/2021 vs. BOS

INDIVIDUAL BASERUNNING AT COMERICA PARK

STOLEN BASES

Most Stolen Bases, Career	43	Austin Jackson	2010-17
Most Stolen Bases, Season	36	Roger Cedeno	2001
Most Stolen Bases by Rookie, Season	13	Austin Jackson	2010
Most Consecutive Games, One-or-More Stolen Base	4	Roger Cedeno	7/8-7/19/2001
		Nook Logan	6/4-6/15/2005
		Emilio Bonifacio (KC)	8/15-8/17/2013
		Rajai Davis	9/14-9/25/2014
		Cameron Maybin	5/16-5/20/2016
Most Stolen Bases, Game	4	Alex Sanchez	9/27/2003 vs. MIN

CAUGHT STEALING

Most Caught Stealing, Career	23	Brandon Inge	2001-13
Most Caught Stealing, Season	10	Alex Sanchez	2003
Most Caught Stealing by Rookie, Season	3	Andres Torres	2003
Most Caught Stealing, Game	2	Robert Fick	4/17/2001 vs. CWS
		Johnny Damon (BOS)	8/8/2004 vs. BOS
		Juan Pierre (CWS)	8/5/2010 vs. CWS
		Jimmy Paredes (HOU)	5/15/2013 vs. HOU
		Steven Souza Jr. (TB)	5/20/2016 vs. TB
		Kyle Isbel (KC)	9/28/2022 vs. KC
Most Consecutive Games, One-or-More Caught Stealing	3	Alex Sanchez	5/12-5/16/2004
		Chone Figgins (LAA)	5/4-9/2/2006

CLUB BASERUNNING AT COMERICA PARK

STOLEN BASES

Most Stolen Bases, Season	64	2001
Fewest Stolen Bases, Season	7	2020

CAUGHT STEALING

Most Caught Stealing, Season	37	2003
Fewest Caught Stealing, Season	2	2020

LEFT ON BASE

Most Left On Base, Season	616	2010
Fewest Left On Base, Season	155	2020

INDIVIDUAL PITCHING AT COMERICA PARK

GAMES WON

Most Games Won, Career	99	Justin Verlander (DET-HOU)	2005-19
Most Games Won, Season	12	Justin Verlander	2010
		Max Scherzer	2013
Most Consecutive Games Won	9	Jeremy Bonderman	6/3/2006-6/9/2007
		Max Scherzer	7/27/2013-6/7/2014

GAMES LOST

Most Games Lost, Career	50	Justin Verlander (DET-HOU)	2005-19
Most Games Lost, Season	12	Mike Maroth	2003
Most Consecutive Games Lost	12	Spencer Turnbull	9/19/2018-9/24/2019
		Jordan Zimmermann	8/26/2018-9/26/2019

EARNED RUN AVERAGE

Lowest ERA, Career (Minimum 125 IP)	2.95	David Price (TB-DET-BOS)	2008-19
Lowest ERA, Season (Minimum 75 IP)	1.65	Justin Verlander	2012
Highest ERA, Career (Minimum 125 IP)	6.55	Jordan Zimmermann	2016-20
Highest ERA, Season (Minimum 75 IP)	6.66	Jordan Zimmermann	2017

GAMES PITCHED

Most Games Pitched, Career	189	Justin Verlander (DET-HOU)	2005-19
Most Games Pitched, Season	43	Fernando Rodney	2009

GAMES STARTED

Most Games Started, Career	189	Justin Verlander (DET-HOU)	2005-19
Most Games Started, Season	19	Jason Johnson	2004
		Justin Verlander	2016

COMPLETE GAMES

Most Complete Games, Career	10	Justin Verlander (DET-HOU)	2005-19
Most Complete Games, Season	5	Steve Sparks	2001

SHUTOUTS

Most Shutouts, Career	4	Justin Verlander (DET-HOU)	2005-19
Most Shutouts, Season	1 (40 times)	last, Patrick Sandoval (LAA)/Framber Valdez (HOU)	2020

**SAVES**

Most Saves, Career.....	70	Todd Jones.....	2000-08
Most Saves, Season.....	22	Fernando Rodney.....	2009
		Jose Valverde.....	2011

INNINGS PITCHED

Most Innings Pitched, Career.....	1263.2	Justin Verlander (DET-HOU).....	2005-19
Most Innings Pitched, Season.....	129.0	Justin Verlander.....	2016

RUNS ALLOWED

Most Runs Allowed, Career.....	503	Justin Verlander (DET-HOU).....	2005-19
Most Runs Allowed, Season.....	75	Mike Maroth.....	2005
Most Runs Allowed, Game.....	12	Dustin McGowan (TOR).....	8/21/2005

HITS ALLOWED

Most Hits Allowed, Career.....	1,069	Justin Verlander (DET-HOU).....	2005-19
Most Hits Allowed, Season.....	135	Mike Maroth.....	2005
Most Hits Allowed, Game.....	15	Alfredo Simon (DET).....	7/1/2015

DOUBLES ALLOWED

Most Doubles Allowed, Career.....	203	Justin Verlander (DET-HOU).....	2005-19
Most Doubles Allowed, Season.....	29	Jeff Weaver.....	2001
Most Doubles Allowed, Game.....	6	Jeremy Bonderman.....	5/20/2005 vs. ARI
		Jeff Francis (COL).....	6/15/2012 vs. COL
		Jordan Zimmermann.....	8/18/2017 vs. LAD

TRIPLES ALLOWED

Most Triples Allowed, Career.....	25	Justin Verlander (DET-HOU).....	2005-19
Most Triples Allowed, Season.....	6	Jeff Weaver.....	2001
		Jose Paniagua.....	2002
		Jason Johnson.....	2004
		Anibal Sanchez.....	2013
		Jordan Zimmermann.....	2016
Most Triples Allowed, Game.....	4	Jordan Zimmermann.....	6/24/2016 vs. CLE

HOME RUNS ALLOWED

Most Home Runs Allowed, Career.....	116	Justin Verlander (DET-HOU).....	2005-19
Most Home Runs Allowed, Season.....	26	Matthew Boyd.....	2019
Most Home Runs Allowed, Game.....	6	Tim Wakefield (BOS).....	8/8/2004 vs. BOS

WALKS ALLOWED

Most Walks Allowed, Career.....	375	Justin Verlander (DET-HOU).....	2005-19
Most Walks Allowed, Season.....	43	Justin Verlander.....	2013
Most Walks Allowed, Game.....	8	Daisuke Matsuzaka (BOS).....	5/5/2008 vs. BOS
		Ricky Romero (TOR).....	8/21/2012 vs. TOR

STRIKEOUTS

Most Strikeouts, Career.....	1,173	Justin Verlander (DET-HOU).....	2005-19
Most Strikeouts, Season.....	151	Justin Verlander.....	2016
Most Strikeouts, Game.....	17	Anibal Sanchez.....	4/26/2013 vs. ATL

WILD PITCHES

Most Wild Pitches, Career.....	37	Justin Verlander (DET-HOU).....	2005-19
Most Wild Pitches, Season.....	11	Jeremy Bonderman.....	2003
Most Wild Pitches, Game.....	3 (10 times)	last, Jakob Junis (KC).....	9/22/2018 vs. KC

CLUB PITCHING AT COMERICA PARK**HITS ALLOWED**

Most Hits Allowed, Nine-Inning Game by One Club.....	26	9/9/2004 vs. KC (Gm. 1) (DET)
Most Hits Allowed, Nine-Inning Game by Tigers.....	26	9/9/2004 vs. KC (Gm. 1)

RUNS ALLOWED

Most Runs Allowed, Nine-Inning Game by One Club.....	26	9/9/2004 vs. KC (Gm. 1) (DET)
Most Runs Allowed, Nine-Inning Game by Tigers.....	26	9/9/2004 vs. KC (Gm. 1)

EARNED RUNS ALLOWED

Most Earned Runs Allowed, Nine-Inning Game by One Club.....	24	9/9/2004 vs. KC (Gm. 1) (DET)
Most Earned Runs Allowed, Nine-Inning Game by Tigers.....	24	9/9/2004 vs. KC (Gm. 1)

HOME RUNS ALLOWED

Most Home Runs Allowed, Nine-Inning Game by One Club.....	7	8/8/2004 vs. BOS (BOS)
		9/11/2007 vs. TEX (Gm. 1) (DET)
Most Home Runs Allowed, Nine-Inning Game by Tigers.....	7	9/11/2007 vs. TEX (Gm. 1)

WALKS ALLOWED

Most Walks Allowed, Nine-Inning Game by One Club.....	13	8/5/2022 vs. TB (DET)
Most Walks Allowed, Nine-Inning Game by Tigers.....	13	8/5/2022 vs. TB

STRIKEOUTS

Most Strikeouts, Nine-Inning Game by One Club.....	18	4/26/2013 vs. ATL (DET)
		8/4/2021 vs. BOS (BOS)
Most Strikeouts, Nine-Inning Game by Tigers.....	18	4/26/2013 vs. ATL

CLUB MISCELLANEOUS AT COMERICA PARK**ERRORS**

Most Errors, Nine-Inning Game by Both Clubs.....	7	6/25/2013 vs. LAA (DET 6, LAA 1)
Most Errors, Nine-Inning Game by One Club.....	6	6/25/2013 vs. LAA (DET)
Most Errors, Nine-Inning Game by Tigers.....	6	6/25/2013 vs. LAA

LENGTH OF GAMES

Shortest Nine-Inning Game, Time.....	1:41	7/24/2002 vs. KC
Longest Nine-Inning Game, Time.....	4:13	8/24/2017 vs. NYY
Longest Extra-Inning Game, Time.....	5:30	6/30/2015 vs. PIT, 14 inn.



TIGERS RECORD BOOK

TIGERS SINGLE-GAME BATTING FEATS

TIGERS HITTING THREE HOME RUNS IN ONE GAME

Date	Batter	Opponent	Location
May 5, 1925	Ty Cobb	at St. Louis	Sportsman's Park, St. Louis
May 20, 1940	Pinky Higgins	vs. Boston	Briggs Stadium, Detroit
September 1, 1941	Rudy York	vs. St. Louis	Briggs Stadium, Detroit
June 26, 1949	Pat Mullin	at New York (AL)	Yankee Stadium, New York
April 17, 1955	Al Kaline	vs. Kansas City	Briggs Stadium, Detroit
May 3, 1959	Charlie Maxwell	vs. New York (AL)	Briggs Stadium, Detroit
August 27, 1961	Rocky Colavito	at Washington	Griffith Stadium, Washington
July 5, 1962	Rocky Colavito	at Cleveland	Cleveland Stadium, Cleveland
August 6, 1962	Steve Boros	at Cleveland	Cleveland Stadium, Cleveland
June 9, 1970	Willie Horton	vs. Milwaukee	Tiger Stadium, Detroit
August 9, 1971	Bill Freehan	at Boston	Fenway Park, Boston
May 18, 1982	Larry Herndon	vs. Oakland	Tiger Stadium, Detroit
June 28, 1987	Bill Madlock	vs. Baltimore	Tiger Stadium, Detroit
May 6, 1990	Cecil Fielder	at Toronto	SkyDome, Toronto
June 6, 1990	Cecil Fielder	at Cleveland	Cleveland Stadium, Cleveland
April 16, 1996	Cecil Fielder	at Toronto	SkyDome, Toronto
June 30, 1997	Bobby Higginson	vs. New York (NL)	Tiger Stadium, Detroit
June 24, 2000	Bobby Higginson	at Cleveland	Jacobs Field, Cleveland
May 19, 2003	Carlos Pena	at Cleveland	Jacobs Field, Cleveland
April 4, 2005	Dmitri Young	vs. Kansas City	Comerica Park, Detroit
May 28, 2010	Miguel Cabrera	vs. Oakland	Comerica Park, Detroit
May 19, 2013	Miguel Cabrera	at Texas	Rangers Ballpark in Arlington, Arlington
June 21, 2015	J.D. Martinez	at New York (AL)	Yankee Stadium, Bronx
June 16, 2016	Victor Martinez	at Kansas City	Kauffman Stadium, Kansas City

OPPONENTS HITTING THREE HOME RUNS IN ONE GAME

Date	Batter	Opponent	Location
July 9, 1932	Ben Chapman	at New York (AL)	Yankee Stadium, New York
July 15, 1932	Al Simmons	at Philadelphia	Shibe Park, Philadelphia
July 7, 1935	Moose Solters	vs. St. Louis	Navin Field, Detroit
September 15, 1950	Johnny Mize	vs. New York (AL)	Briggs Stadium, Detroit
July 5, 1954	Bill Glynn	vs. Cleveland	Briggs Stadium, Detroit
May 13, 1955	Mickey Mantle	at New York (AL)	Yankee Stadium, New York
June 19, 1973	George Hendrick	at Cleveland	Cleveland Stadium, Cleveland
June 18, 1975	Fred Lynn	vs. Boston	Tiger Stadium, Detroit
July 2, 1975	Don Baylor	vs. Baltimore	Tiger Stadium, Detroit
May 19, 1976	Carl Yastrzemski	vs. Boston	Tiger Stadium, Detroit
July 8, 1979	Ben Oglivie	at Milwaukee	County Stadium, Milwaukee
July 14, 1979	Claudell Washington	at Chicago (AL)	Comiskey Park, Chicago
August 17, 1980	Al Oliver	vs. Texas	Tiger Stadium, Detroit
June 20, 1982	Ben Oglivie	vs. Milwaukee	Tiger Stadium, Detroit
July 7, 1982	Harold Baines	at Chicago (AL)	Comiskey Park, Chicago
April 20, 1983	George Brett	vs. Kansas City	Tiger Stadium, Detroit
September 1, 1986	Jim Presley	at Seattle	Kingdome, Seattle
June 17, 1993	Carlos Baerga	vs. Cleveland	Tiger Stadium, Detroit
April 11, 1996	Dan Wilson	vs. Seattle	Tiger Stadium, Detroit
April 13, 1998	Lee Stevens	at Texas	The Ballpark in Arlington, Arlington
July 24, 1999	Trot Nixon	vs. Boston	Tiger Stadium, Detroit
July 9, 2000	Tyler Houston	at Milwaukee	County Stadium, Milwaukee
August 29, 2015	Edwin Encarnacion	at Texas	Rogers Centre, Toronto
September 20, 2015	Kendrys Morales	vs. Kansas City	Comerica Park, Detroit
August 13, 2019	Kyle Seager	vs. Seattle	Comerica Park, Detroit

TIGERS HITTING FOR THE CYCLE

Date	Batter	Opponent	Location
September 17, 1920	Bobby Veach	vs. Boston (12 inn.)	Navin Field, Detroit
September 26, 1926	Bob Fothergill	vs. Boston	Navin Field, Detroit
April 20, 1937	Gee Walker	vs. Cleveland	Navin Field, Detroit
May 27, 1939	Charlie Gehringer	vs. St. Louis	Briggs Stadium, Detroit
September 14, 1947	Vic Wertz	at Washington	Griffith Stadium, Washington
June 2, 1950	George Kell	at Philadelphia	Shibe Park, Philadelphia
September 7, 1950	Hoot Evers	vs. Cleveland (10 inn.)	Briggs Stadium, Detroit
July 28, 1993	Travis Fryman	vs. New York (AL)	Tiger Stadium, Detroit
June 8, 2001	Damion Easley	vs. Milwaukee	Comerica Park, Detroit
August 1, 2006	Carlos Guillen	at Tampa Bay	Tropicana Field, Tampa Bay

OPPONENTS HITTING FOR THE CYCLE

Date	Batter	Opponent	Location
August 13, 1921	George Sisler	vs. St. Louis (10 inn.)	Navin Field, Detroit
June 27, 1922	Ray Schalk	vs. Chicago (AL)	Navin Field, Detroit
July 26, 1928	Bob Meusel	vs. New York (AL)	Navin Field, Detroit
August 19, 1934	Moose Solters	at Boston	Fenway Park, Boston
August 2, 1940	Joe Cronin	vs. Boston	Briggs Stadium, Detroit
July 6, 1944	Bob Johnson	at Boston	Fenway Park, Boston
May 14, 1965	Carl Yastrzemski	at Boston (10 inn.)	Fenway Park, Boston
September 3, 1976	Mike Hegan	vs. Milwaukee	Tiger Stadium, Detroit
August 3, 1982	Frank White	at Kansas City	Royals Stadium, Kansas City
June 5, 1997	Alex Rodriguez	vs. Seattle	Tiger Stadium, Detroit
September 13, 2006	Gary Matthews, Jr.	vs. Texas	Comerica Park, Detroit
June 14, 2019	Jake Bauers	vs. Cleveland	Comerica Park, Detroit



TIGERS SWITCH-HIT HOME RUNS IN ONE GAME

Date	Batter	Opponent	Location
September 16, 1985	Nelson Simmons	vs. Baltimore	Tiger Stadium, Detroit
May 7, 1993	Mickey Tettleton	vs. New York (AL) (12 inn.)	Tiger Stadium, Detroit
September 7, 1993	Chad Kreuter	vs. California	Tiger Stadium, Detroit
June 6, 1996	Raul Casanova	at Baltimore	Camden Yards, Baltimore
July 15, 1996	Melvin Nieves	at Milwaukee	County Stadium, Milwaukee
August 20, 1996	Melvin Nieves	vs. Chicago (AL)	Tiger Stadium, Detroit
April 5, 1997	Tony Clark	at Chicago (AL)	Comiskey Park, Chicago
June 17, 1998	Tony Clark	vs. Minnesota	Tiger Stadium, Detroit
July 26, 1998	Tony Clark	at Cleveland	Jacobs Field, Cleveland
August 1, 1998	Tony Clark	at Tampa Bay	Tropicana Field, Tampa Bay
July 18, 1999	Tony Clark	at Cincinnati	Cinergy Field, Cincinnati
July 25, 1999	Tony Clark	vs. Boston	Tiger Stadium, Detroit
May 31, 2004	Carlos Guillen	vs. Kansas City	Comerica Park, Detroit
July 24, 2004	Carlos Guillen	at Chicago (AL)	U.S. Cellular Field, Chicago
September 18, 2004	Dmitri Young	at Chicago (AL) (12 inn.)	U.S. Cellular Field, Chicago
September 12, 2006	Carlos Guillen	vs. Texas	Comerica Park, Detroit
September 23, 2009	Carlos Guillen	at Cleveland	Progressive Field, Cleveland
June 16, 2016	Victor Martinez	at Kansas City	Kauffman Stadium, Kansas City
July 1, 2016	Victor Martinez	at Tampa Bay	Tropicana Field, Tampa Bay
August 30, 2018	Victor Martinez	at New York (AL)	Yankee Stadium, New York

OPPONENTS SWITCH-HIT HOME RUNS IN ONE GAME

Date	Batter	Opponent	Location
May 13, 1955	Mickey Mantle	at New York (AL)	Yankee Stadium, New York
April 26, 1961	Mickey Mantle	vs. New York (AL) (10 inn.)	Tiger Stadium, Detroit
August 11, 1968	Reggie Smith	vs. Boston	Tiger Stadium, Detroit
April 16, 1973	Reggie Smith	at Boston	Fenway Park, Boston
June 13, 1988	Mickey Tettleton	vs. Baltimore	Tiger Stadium, Detroit
September 12, 1996	Bernie Williams	vs. New York (AL)	Tiger Stadium, Detroit
May 24, 2005	Jorge Posada	at New York (AL)	Yankee Stadium, New York
August 16, 2005	Jason Varitek	vs. Boston (10 inn.)	Comerica Park, Detroit
June 1, 2007	Victor Martinez	at Cleveland	Jacobs Field, Cleveland
April 28, 2012	Nick Swisher	at New York (AL)	Yankee Stadium, New York
June 20, 2015	Carlos Beltran	at New York (AL)	Yankee Stadium, New York
July 2, 2017	José Ramirez	vs. Cleveland	Comerica Park, Detroit
September 3, 2017	José Ramirez	vs. Cleveland	Comerica Park, Detroit
July 3, 2019 (Game 2)	Yoan Moncada	at Chicago (AL)	Guaranteed Rate Field, Chicago

TIGERS HOME RUN IN FIRST MAJOR LEAGUE AT-BAT

Date	Batter	Opponent	Pitcher	Location
April 23, 1944	Hack Miller	at Cleveland	Al Smith	Cleveland Stadium, Cleveland
April 20, 1948	Sam Vico*	at Chicago	Joe Haynes	Comiskey Park, Chicago
June 19, 1963	Gates Brown	at Boston	Bob Heffner	Fenway Park, Boston
September 30, 1964	Bill Roman	at New York (AL)	Jim Bouton	Yankee Stadium, New York
September 2, 1970	Gene Lamont	at Boston	Cal Koonce	Fenway Park, Boston
September 1, 1974	Reggie Sanders	vs. Oakland	Catfish Hunter	Tiger Stadium, Detroit
August 19, 2015	Daniel Norris	at Chicago (NL)	Jon Lester	Wrigley Field, Chicago
September 6, 2020	Sergio Alcantara	at Minnesota	Rich Hill	Target Field, Minneapolis
April 4, 2021	Akil Baddoo*	vs. Cleveland	Aaron Civale	Comerica Park, Detroit

*Homered on first Major League pitch

OPPONENTS HOME RUN IN FIRST MAJOR LEAGUE AT-BAT

Date	Batter	Opponent	Pitcher	Location
April 16, 1929	Earl Averil	at Cleveland	Earl Whitehill	League Park, Cleveland
May 3, 1963	Buster Narum	vs. Baltimore	Don Mossi	Tiger Stadium, Detroit
July 11, 1968	Rick Renick	at Minnesota	Mickey Lolich	Metropolitan Stadium, Minneapolis
August 22, 1975	Dave McKay	at Minnesota	Vern Ruhle	Metropolitan Stadium, Minneapolis
June 29, 1984	Andre David	vs. Minnesota	Jack Morris	Tiger Stadium, Detroit
May 4, 2006	Mike Napoli	vs. Los Angeles (AL)	Justin Verlander	Comerica Park, Detroit

LOW-HIT GAMES BY TIGERS

NO-HITTERS

Date	Pitcher	Opponent	Location	Score
July 4, 1912	George Mullin	vs. St. Louis	Navin Field, Detroit	7-0
May 15, 1952	Virgil Trucks	vs. Washington	Briggs Stadium, Detroit	1-0
August 25, 1952	Virgil Trucks	at New York (AL)	Yankee Stadium, New York	1-0
July 20, 1958	Jim Bunning	at Boston	Fenway Park, Boston	3-0
April 7, 1984	Jack Morris	at Chicago (AL)	Comiskey Park, Chicago	4-0
June 12, 2007	Justin Verlander	vs. Milwaukee	Comerica Park, Detroit	4-0
May 7, 2011	Justin Verlander	at Toronto	Rogers Centre, Toronto	9-0
May 18, 2021	Spencer Turnbull	at Seattle	T-Mobile Park, Seattle	5-0

ONE-HITTERS (since 1954)

Date	Pitcher	Opponent	Location	Score
May 2, 1954	Billy Hoelt	at New York (AL)	Yankee Stadium, New York	4-0
April 14, 1961	Frank Lary	vs. Chicago (AL)	Briggs Stadium, Detroit	7-0
July 3, 1965	Denny McLain	at Washington	RFK Stadium, Washington	1-0
May 6, 1966	Denny McLain	at Chicago (AL)	Comiskey Park, Chicago	1-0
May 30, 1966	Denny McLain	at Kansas City	Municipal Stadium, Kansas City	5-2
August 18, 1967	Mickey Lolich	vs. Cleveland	Tiger Stadium, Detroit	4-0
July 25, 1968	Mickey Lolich	at Washington	RFK Stadium, Washington	4-1
August 20, 1968	Joe Sparna	vs. Chicago (AL)	Tiger Stadium, Detroit	7-0
May 31, 1969	John Hiller	at Seattle	Sick's Stadium, Seattle	3-2
July 2, 1970	Joe Sparna	vs. New York (AL)	Tiger Stadium, Detroit	5-0
September 23, 1973	Joe Coleman	vs. Boston	Tiger Stadium, Detroit	3-0
August 1, 1974	Woodie Fryman	at Milwaukee	County Stadium, Milwaukee	2-0
May 6, 1975	Joe Coleman	vs. Milwaukee	Tiger Stadium, Detroit	4-2
May 7, 1976	Ray Bare	vs. Chicago (AL)	Tiger Stadium, Detroit	5-0
August 21, 1980	Jack Morris	at Minnesota	Metropolitan Stadium, Minnesota	4-2
April 20, 1982	Milt Wilcox	vs. Kansas City	Tiger Stadium, Detroit	8-0
April 15, 1983	Milt Wilcox	at Chicago (AL)	Comiskey Park, Chicago	6-0
August 2, 1985	Frank Tanana	vs. Milwaukee	Tiger Stadium, Detroit	4-1



TIGERS RECORD BOOK

Tigers One-Hitters Continued

Date	Pitcher	Opponent	Location	Score
August 20, 1986	Wall Terrell	vs. California	Tiger Stadium, Detroit	3-0
July 28, 1988	Jeff Robinson	vs. Kansas City	Tiger Stadium, Detroit	7-1
September 25, 1988	Jack Morris	at Baltimore	Memorial Stadium, Baltimore	2-1
July 6, 1990	Jack Morris	vs. Kansas City	Tiger Stadium, Detroit	4-0
July 25, 1993	Mike Moore	vs. Kansas City	Tiger Stadium, Detroit	3-0
August 23, 1993	Mike Moore	vs. Oakland	Tiger Stadium, Detroit	9-0
September 9, 1997	Scott Sanders	vs. Texas	Tiger Stadium, Detroit	4-0
May 22, 2002	Jeff Weaver	vs. Cleveland	Comerica Park, Detroit	2-0
July 16, 2004	Mike Maroth	vs. New York (AL)	Comerica Park, Detroit	8-0
June 2, 2010	Armando Galarraga	vs. Cleveland	Comerica Park, Detroit	3-0
May 18, 2012	Justin Verlander	vs. Pittsburgh	Comerica Park, Detroit	6-0
May 24, 2013	Anibal Sanchez	vs. Minnesota	Comerica Park, Detroit	6-0
August 21, 2014	David Price	at Tampa Bay	Tropicana Field, Tampa Bay	1-0
August 20, 2015	Alfredo Simon	vs. Texas	Comerica Park, Detroit	4-0
August 26, 2015	Justin Verlander	vs. Los Angeles (AL)	Comerica Park, Detroit	5-0
September 17, 2017	Matthew Boyd	vs. Chicago (AL)	Comerica Park, Detroit	12-0

COMBINED ONE-HITTERS (since 1954)

Date	Pitchers	Opponent	Location	Score
July 14, 1985	Terrell, Hernandez	vs. Minnesota	Tiger Stadium, Detroit	8-0
May 25, 1988	Robinson, Hernandez	vs. Milwaukee	Tiger Stadium, Detroit	4-3
June 25, 2004	Johnson, Urbina	vs. Arizona	Comerica Park, Detroit	2-1
August 21, 2007	Jurjens, Zumaya, Rodney, Jones	vs. Cleveland	Comerica Park, Detroit	2-1
May 19, 2009	Willis, Lyon, Seay, Zumaya, Rodney	vs. Texas	Comerica Park, Detroit	4-0

LOW-HIT GAMES AGAINST TIGERS

NO-HITTERS

Date	Pitcher	Opponent	Location	Score
September 20, 1902	Jim Callahan	at Chicago (AL)	Comiskey Park, Chicago	3-0
September 6, 1905	Frank Smith	vs. Chicago (AL)	Bennett Park, Detroit	15-0
August 30, 1912	Earl Hamilton	vs. St. Louis	Navin Field, Detroit	5-1
June 3, 1918	Hub Leonard	vs. Boston	Navin Field, Detroit	5-0
April 30, 1922	Charley Robertson*	vs. Chicago	Navin Field, Detroit	0-2
June 30, 1948	Bob Lemon	vs. Cleveland	Briggs Stadium, Detroit	2-0
July 1, 1951	Bob Feller	at Cleveland	Cleveland Stadium, Cleveland	2-1
September 10, 1967	Joe Horlen	at Chicago (AL)	Comiskey Park, Chicago	6-0
April 27, 1973	Steve Busby	vs. Kansas City	Tiger Stadium, Detroit	3-0
July 15, 1973	Nolan Ryan	vs. California	Tiger Stadium, Detroit	6-0
June 2, 1990	Randy Johnson	at Seattle	Kingdome, Seattle	2-0
July 26, 2010	Matt Garza	at Tampa Bay	Tropicana Field, St. Petersburg	5-0
September 29, 2013	Henderson Alvarez	at Miami	Marlins Park, Miami	1-0

*Perfect Game

COMBINED NO-HITTERS

Date	Pitchers	Opponent	Location	Score
April 30, 1967	Steve Barber/Stu Miller	vs. Baltimore	Memorial Stadium, Baltimore	2-1 ^A

^ATigers Victory

ONE HITTERS (since 1954)

Date	Pitcher	Opponent	Location	Score
July 6, 1954	Virgil Trucks	vs. Chicago (AL)	Briggs Stadium, Detroit	4-0
May 22, 1955	Early Wynn	vs. Cleveland	Briggs Stadium, Detroit	4-0
July 15, 1959	Camilo Pascual	at Washington	Griffith Stadium, Washington	3-0
May 7, 1960	Bill Monbouquette	at Boston	Fenway Park, Boston	5-0
July 19, 1960	Pedro Ramos	vs. Washington	Briggs Stadium, Detroit	5-0
August 19, 1967	John O'Donoghue	vs. Cleveland	Tiger Stadium, Detroit	5-0
April 24, 1968	Steve Hargan	at Cleveland	Cleveland Stadium, Cleveland	2-0
May 6, 1968	Dave Leonhard	at Baltimore	Memorial Stadium, Baltimore	4-0
April 12, 1969	Mel Stottlemyre	vs. New York (AL)	Tiger Stadium, Detroit	4-0
July 16, 1971	Vida Blue	at Oakland	Oakland-Alameda Coliseum, Oakland	4-0
August 1, 1972	Skip Lockwood	vs. Milwaukee	Tiger Stadium, Detroit	9-0
June 8, 1975	Ken Holtzman	at Oakland	Oakland-Alameda Coliseum, Oakland	4-0
August 28, 1976	Vida Blue	at Oakland	Oakland-Alameda Coliseum, Oakland	5-2
September 2, 1987	Tom Candiotti	vs. Cleveland	Tiger Stadium, Detroit	2-1 ^A
July 7, 1990	Kevin Appier	vs. Kansas City	Tiger Stadium, Detroit	4-0
May 3, 1996	Ken Hill	vs. Texas	Tiger Stadium, Detroit	11-0
May 4, 1996	Roger Pavlik	vs. Texas	Tiger Stadium, Detroit	3-1
September 27, 1998	Roy Halladay	at Toronto	Skydome, Toronto	2-1
May 2, 2003	Joe Kennedy	vs. Tampa Bay	Comerica Park, Detroit	2-0
April 11, 2014	Andrew Cashner	at San Diego	Petco Park, San Diego	6-0
September 21, 2015	Jeff Samardzija	vs. Chicago (AL)	Comerica Park, Detroit	2-0

^ATigers Victory

COMBINED ONE HITTERS (since 1954)

Date	Pitchers	Opponent	Location	Score
April 10, 1982	Leonard, Jackson, Quisenberry	at Kansas City	Royals Stadium, Kansas City	5-2
September 18, 1988	Milacki, Niedenfufer	vs. Baltimore	Tiger Stadium, Detroit	2-0
April 10, 1991	Sanderson, Cadaret	vs. New York (AL)	Tiger Stadium, Detroit	4-0
September 26, 1997	Pettitte, Boehringer, Rivera, Nelson	vs. New York (AL)	Tiger Stadium, Detroit	8-2
August 18, 1999	Alvarez, Lopez	vs. Tampa Bay	Tiger Stadium, Detroit	4-0
August 4, 2002	Lidle, Kincin, Bradford, Koch	at Oakland	Network Associates Coliseum, Oakland	4-0
July 18, 2015	Tillman, Britton	vs. Baltimore	Comerica Park, Detroit	3-0
May 22, 2017	Peacock, Devenski, Harris, Giles	at Houston	Minute Maid Park, Houston	1-0
August 7, 2017	Williams, Kontos, Nicasio	at Pittsburgh	PNC Park, Pittsburgh	4-0
July 16, 2019	Pliesac, Clippard, Goody, Olson	at Cleveland	Progressive Field, Cleveland	3-0
June 13, 2021	Rodon, Marshall, Hendriks	vs. Chicago (AL)	Comerica Park, Detroit	4-1
August 15, 2021	McKenzie, Clase	vs. Cleveland	Comerica Park, Detroit	11-0
May 8, 2022	Odorizzi, Javier, Neris	at Houston	Minute Maid Park, Houston	5-0
June 4, 2022	Severino, King, Holmes	at New York (AL)	Yankee Stadium, Bronx	3-0



TIGERS GRAND SLAMS

GRAND SLAMS BY CURRENT TIGERS

Player	No.	Date	Opponent	Site	Pitcher
Akil Baddoo	1	4/5/2021	Minnesota	Comerica Park	Randy Dobnak
Javier Báez	1	6/28/2016	at Cincinnati	Great American Ball Park	J.J. Hoover
Javier Báez	2	9/26/2016	at Pittsburgh	PNC Park	Chad Kuhl
Javier Báez	3	5/18/2017	Cincinnati	Wrigley Field	Amir Garrett
Javier Báez	4	6/26/2018	at Los Angeles (NL)	Dodger Stadium	Edward Paredes
Javier Báez	5	6/29/2019	at Cincinnati	Great American Ball Park	Jared Hughes
Javier Báez	6	4/21/2021	New York (NL)	Wrigley Field	Trevor Hildenberger
Javier Báez	7	6/24/2022	at Arizona	Chase Field	Merrill Kelly
Miguel Cabrera	1	9/15/2007	at Colorado	Coors Field	Juan Morillo
Miguel Cabrera	2	4/10/2009	Texas	Comerica Park	Kris Benson
Miguel Cabrera	3	9/18/2012	Oakland	Comerica Park	Jesse Chavez
Miguel Cabrera	4	6/1/2013	at Baltimore	Oriole Park at Camden Yards	T.J. McFarland
Miguel Cabrera	5	6/4/2019	Tampa Bay	Comerica Park	Blake Snell
Miguel Cabrera	6	5/21/2021	at Kansas City	Kauffman Stadium	Greg Holland
Eric Haase	1	7/27/2021	at Minnesota	Target Field	Hansel Robles
Eric Haase	2	7/25/2022	San Diego	Comerica Park	Sean Manaea
Michael Lorenzen	1	6/30/2018	Milwaukee	Great American Ball Park	Jacob Barnes
Austin Meadows	1	8/23/2019	at Baltimore	Oriole Park at Camden Yards	Ty Blach
Jake Rogers	1	7/11/2021	at Minnesota	Target Field	Taylor Rogers
Jonathan Schoop	1	4/11/2015	Toronto	Oriole Park at Camden Yards	Todd Redmond
Jonathan Schoop	2	5/14/2016	Detroit	Oriole Park at Camden Yards	Mark Lowe
Jonathan Schoop	3	9/9/2018	San Francisco	Miller Park	Madison Bumgarner
Jonathan Schoop	4	8/25/2020	Chicago (NL)	Comerica Park	Casey Sadler
Jonathan Schoop	5	9/10/2021	Tampa Bay	Comerica Park	Andrew Kittredge

CAREER LEADERS

Hank Greenberg	10
Rudy York	10
Cecil Fielder	10
Norm Cash	8
Dick McAuliffe	8
Jim Northrup	8
Willie Horton	6
Marcus Thames	6
Eight Players	5

SINGLE-SEASON LEADERS

Rudy York	4	1938
Jim Northrup	4	1968
Willie Horton	3	1969
Dan Gladden	3	1993
Justin Upton	3	2017
Bobby Higginson	3	1997
Many Players	2	

CLUB LEADERS

1938	10
1939	8
1993	8
2007	7
1949	7
2009	7
2017	7

PINCH-HIT GRAND SLAMS IN CLUB HISTORY

Date	Player	Opponent	Site	Pitcher
5/14/1939	Rudy York	at St. Louis	Sportsman's Park	Lefty Mills
5/31/1944	Al Unser	vs. New York (AL)	Briggs Stadium	Monk Dubiel
7/15/1945	Zeb Eaton	at New York (AL)	Yankee Stadium	Hank Borowy
7/26/1952	Bud Souchock	vs. New York (AL)	Briggs Stadium	Bobby Hogue
9/3/1952	Don Kolloway	at Cleveland	Cleveland Stadium	Lou Brissie
7/3/1983	John Wockenfuss	vs. Baltimore	Tiger Stadium	Dan Moregiello
7/23/1986	Johnny Grubb	vs. Minnesota	Tiger Stadium	Frank Porstere
8/16/1986	Larry Herndon	at Boston	Fenway Park	Joe Sambito
5/6/1988	Pat Sheridan	at Seattle	Kingdome	Michael Jackson
9/25/1988	Fred Lynn	at Baltimore	Memorial Stadium	Tom Nietenfufer
8/11/1991	Mickey Tetterton	at New York (AL)	Yankee Stadium	Lee Guetterman
8/12/1993	Chad Kreuter	vs. Baltimore	Tiger Stadium	Jim Poole

TIGERS LEADOFF HOME RUNS

Akil Baddoo			Austin Meadows		
Date	Opponent	Pitcher	Date	Opponent	Pitcher
9/17/2021	Tampa Bay	Luis Patiño	3/28/2019	Houston	Justin Verlander
			4/12/2019	at Toronto	Trent Thornton
			5/26/2019	at Cleveland	Trevor Bauer
			7/18/2019 (1)	at New York (AL)	Domingo German
			9/12/2020	Boston	Nathan Eovaldi

CAREER LEADERS

Curtis Granderson	24
Lou Whitaker	23
Dick McAuliffe	19
Ian Kinsler	17
Tony Phillips	13
Austin Jackson	10

SINGLE-SEASON LEADERS

Ian Kinsler	8	2016
Curtis Granderson	7	2007, 2009
Curtis Granderson	6	2006
Austin Jackson	6	2012
Ian Kinsler	6	2017
Four Players	5	

CLUB LEADERS

2007, 2009, 2016	8
1999	7
2006	7
Seven Seasons	6

TIGERS WALK-OFF HOME RUNS

Javier Báez			Jonathan Schoop		
Date	Opponent	Pitcher	Date	Opponent	Pitcher
5/8/2016	Washington	Blake Treinen	7/10/2015	Washington	Tanner Roark

Miguel Cabrera		
Date	Opponent	Pitcher
6/20/2003	Tampa Bay	Al Levine
6/12/2008	Chicago (AL)	Octavio Dotel
7/9/2008	Cleveland	Jensen Lewis
9/3/2011	Chicago (AL)	Sergio Santos
8/5/2012	Cleveland	Chris Perez
8/17/2013	Kansas City	Aaron Crow
6/15/2017	Tampa Bay	Tommy Hunter

Riley Greene		
Date	Opponent	Pitcher
7/2/2022	Kansas City	Joel Payamps

CAREER LEADERS

Lou Whitaker	8
Kirk Gibson	7
Miguel Cabrera	6
Hank Greenberg	6
Willie Horton	6
Brandon Inge	6
Al Kaline	6

SINGLE-SEASON LEADERS

Mickey Tetterton	3	1992
26 Players	2	

CLUB LEADERS

1968	7
1988	6
1969	5
1994	5
10 Seasons	4



TIGERS CAREER TOP TEN

BATTING LEADERS

BATTING AVERAGE (min. 2,000 AB)

.368	Ty Cobb	1905-26
.342	Harry Heilmann	1914, 1916-29
.337	Bob Fothergill	1922-30
.325	George Kell	1946-52
.322	Heinie Manush	1923-27
.321	Charlie Gehringer	1924-42
.319	Hank Greenberg	1930, 1933-41, 1945-46
.317	Gee Walker	1931-37
.314	Harvey Kuenn	1952-59
.312	Magglio Ordonez	2005-11

GAMES

2,834	Al Kaline	1953-74
2,806	Ty Cobb	1905-26
2,390	Lou Whitaker	1977-95
2,323	Charlie Gehringer	1924-42
2,293	Alan Trammell	1977-96
2,114	Sam Crawford	1903-17
2,018	Norm Cash	1960-74
1,988	Harry Heilmann	1914, 1916-29
1,979	Miguel Cabrera	2008-22
1,871	Donie Bush	1908-21

AT-BATS

10,586	Ty Cobb	1905-26
10,116	Al Kaline	1953-74
8,860	Charlie Gehringer	1924-42
8,570	Lou Whitaker	1977-95
8,288	Alan Trammell	1977-96
7,989	Sam Crawford	1903-17
7,328	Miguel Cabrera	2008-22
7,297	Harry Heilmann	1914, 1916-29
6,970	Donie Bush	1908-21
6,593	Norm Cash	1960-74

RUNS

2,087	Ty Cobb	1905-26
1,775	Charlie Gehringer	1924-42
1,622	Al Kaline	1953-74
1,386	Lou Whitaker	1977-95
1,242	Donie Bush	1908-21
1,231	Alan Trammell	1977-96
1,209	Harry Heilmann	1914, 1916-29
1,117	Sam Crawford	1903-17
1,081	Miguel Cabrera	2008-22
1,027	Norm Cash	1960-74

HITS

5,472	Ty Cobb	1905-26
3,007	Al Kaline	1953-74
2,839	Charlie Gehringer	1924-42
2,499	Harry Heilmann	1914, 1916-29
2,461	Sam Crawford	1903-17
2,369	Lou Whitaker	1977-95
2,365	Alan Trammell	1977-96
2,246	Miguel Cabrera	2008-22
1,859	Bobby Veach	1912-23
1,793	Norm Cash	1960-74

TOTAL BASES

5,472	Ty Cobb	1905-26
4,852	Al Kaline	1953-74
4,257	Charlie Gehringer	1924-42
3,791	Miguel Cabrera	2008-22
3,778	Harry Heilmann	1914, 1916-29
3,651	Lou Whitaker	1977-95
3,571	Sam Crawford	1903-17
3,442	Alan Trammell	1977-96
3,233	Norm Cash	1960-74
2,950	Hank Greenberg	1930, 1933-41, 1945-46

EXTRA-BASE HITS

1,063	Ty Cobb	1905-26
972	Al Kaline	1953-74
904	Charlie Gehringer	1924-42
809	Harry Heilmann	1914, 1916-29
800	Miguel Cabrera	2008-22
741	Hank Greenberg	1930, 1933-41, 1945-46
729	Lou Whitaker	1977-95
725	Sam Crawford	1903-17
654	Norm Cash	1960-74
652	Alan Trammell	1977-96

DOUBLES

665	Ty Cobb	1905-26
574	Charlie Gehringer	1924-42
499	Harry Heilmann	1914, 1916-29
498	Al Kaline	1953-74
424	Miguel Cabrera	2008-22
420	Lou Whitaker	1977-95
412	Alan Trammell	1977-96
405	Sam Crawford	1903-17
366	Hank Greenberg	1930, 1933-41, 1945-46
344	Bobby Veach	1912-23

TRIPLES

286	Ty Cobb	1905-26
249	Sam Crawford	1903-17
146	Charlie Gehringer	1924-42
145	Harry Heilmann	1914, 1916-29
136	Bobby Veach	1912-23
75	Al Kaline	1953-74
73	Donie Bush	1908-21
70	Dick McAuliffe	1960-73
69	Hank Greenberg	1930, 1933-41, 1945-46
66	Lu Blue	1921-27

HOME RUNS

399	Al Kaline	1953-74
373	Norm Cash	1960-74
369	Miguel Cabrera	2008-22
306	Hank Greenberg	1930, 1933-41, 1945-46
262	Willie Horton	1963-77
245	Cecil Fielder	1990-96
244	Lou Whitaker	1977-95
239	Rudy York	1934, 1937-45
212	Lance Parrish	1977-86
200	Bill Freehan	1961, 1963-76

RUNS BATTED IN (since 1920)

1,582	Al Kaline	1953-74
1,427	Charlie Gehringer	1924-42
1,324	Miguel Cabrera	2008-22
1,202	Hank Greenberg	1930, 1933-41, 1945-46
1,133	Harry Heilmann	1914, 1916-29
1,088	Norm Cash	1960-74
1,084	Lou Whitaker	1977-95
1,003	Alan Trammell	1977-96
937	Rudy York	1934, 1937-45
886	Willie Horton	1963-77

WALKS

1,277	Al Kaline	1953-74
1,197	Lou Whitaker	1977-95
1,186	Charlie Gehringer	1924-42
1,148	Ty Cobb	1905-26
1,125	Donie Bush	1908-21
1,025	Norm Cash	1960-74
905	Miguel Cabrera	2008-22
850	Alan Trammell	1977-96
842	Dick McAuliffe	1960-73
792	Harry Heilmann	1914, 1916-29

STRIKEOUTS

1,439	Miguel Cabrera	2008-22
1,189	Brandon Inge	2001-12
1,099	Lou Whitaker	1977-95
1,081	Norm Cash	1960-74
1,021	Al Kaline	1953-74
947	Willie Horton	1963-77
931	Dick McAuliffe	1960-73
931	Travis Fryman	1990-97
930	Kirk Gibson	1979-87, 1993-95
926	Cecil Fielder	1990-96

STOLEN BASES

865	Ty Cobb	1905-26
400	Donie Bush	1908-21
317	Sam Crawford	1903-17
294	Ron LeFlore	1974-79
236	Alan Trammell	1977-96
194	Kirk Gibson	1979-87, 1993-95
190	George Moriarty	1909-15
189	Bobby Veach	1912-23
181	Charlie Gehringer	1924-42
143	Lou Whitaker	1977-95

CAUGHT STEALING (since 1920)

109	Alan Trammell	1977-96
98	Ron LeFlore	1974-79
91	Charlie Gehringer	1924-42
75	Ty Cobb	1905-26
75	Lou Whitaker	1977-95
68	Al Kaline	1953-74
64	Kirk Gibson	1979-87, 1993-95
60	Dick McAuliffe	1960-73
57	Tom Brookens	1979-88
57	Pete Fox	1933-40

ON-BASE PERCENTAGE

(min. 2,000 AB)		
.434	Ty Cobb	1905-26
.420	Johnny Bassler	1921-27
.412	Hank Greenberg	1930, 1933-41, 1945-46
.410	Harry Heilmann	1914, 1916-29
.404	Charlie Gehringer	1924-42
.404	Lu Blue	1921-27
.396	Dick Wakefield	1941-49
.395	Tony Phillips	1990-94
.391	George Kell	1946-52
.386	Barney McCosky	1939-42; 1946

SLUGGING PERCENTAGE

(min. 2,000 AB)		
.616	Hank Greenberg	1930, 1933-41, 1945-46
.518	Harry Heilmann	1914, 1916-29
.517	Miguel Cabrera	2008-22
.517	Ty Cobb	1905-26
.503	Rudy York	1934, 1937-45
.502	Tony Clark	1995-2001
.501	Rocky Colavito	1960-63
.498	Cecil Fielder	1990-96
.490	Norm Cash	1960-74
.484	Curtis Granderson	2004-09



PITCHING LEADERS

WINS

222	Hooks Dauss	1912-26
209	George Mullin	1902-13
207	Mickey Lolich	1963-75
200	Hal Newhouser	1939-53
198	Jack Morris	1977-90
194	Tommy Bridges	1930-43, 1945-46
183	Justin Verlander	2005-17
161	Dizzy Trout	1939-52
141	Wild Bill Donovan	1903-12, 1918
133	Earl Whitehill	1923-32

LOSSES

182	Hooks Dauss	1912-26
179	George Mullin	1902-13
175	Mickey Lolich	1963-75
153	Dizzy Trout	1939-52
150	Jack Morris	1977-90
148	Hal Newhouser	1939-53
138	Tommy Bridges	1930-43, 1945-46
119	Earl Whitehill	1923-32
114	Justin Verlander	2005-17
110	Frank Lary	1954-64

EARNED RUN AVERAGE

(min. 1,000.0 IP)

2.34	Harry Coveleski	1914-18
2.38	Ed Killian	1904-10
2.49	Wild Bill Donovan	1903-12, 1918
2.61	Ed Siever	1901-02, 1906-08
2.76	George Mullin	1902-13
2.83	John Hiller	1965-70, 1972-80
2.89	Ed Willett	1906-13
3.06	Jean Dubuc	1912-16
3.07	Hal Newhouser	1939-53
3.09	Bernie Boland	1915-20

GAMES

545	John Hiller	1965-70, 1972-80
538	Hooks Dauss	1912-26
508	Mickey Lolich	1963-75
493	Dizzy Trout	1939-52
491	Mike Henneman	1987-95
480	Todd Jones	1997-2001, 2006-08
460	Hal Newhouser	1939-53
435	George Mullin	1902-13
430	Jack Morris	1977-90
424	Tommy Bridges	1930-43, 1945-46

GAMES STARTED

459	Mickey Lolich	1963-75
408	Jack Morris	1977-90
395	George Mullin	1902-13
388	Hooks Dauss	1912-26
380	Justin Verlander	2005-17
373	Hal Newhouser	1939-53
362	Tommy Bridges	1930-43, 1945-46
305	Dizzy Trout	1939-52
287	Earl Whitehill	1923-32
274	Frank Lary	1954-64
274	Dan Petry	1979-87, 1990-91

COMPLETE GAMES

336	George Mullin	1902-13
244	Hooks Dauss	1912-26
213	Wild Bill Donovan	1903-12, 1918
212	Hal Newhouser	1939-53
200	Tommy Bridges	1930-43, 1945-46
190	Mickey Lolich	1963-75
156	Dizzy Trout	1939-52
154	Jack Morris	1977-90
147	Earl Whitehill	1923-32
142	Ed Killian	1904-10

SHUTOUTS

39	Mickey Lolich	1963-75
34	George Mullin	1902-13
33	Tommy Bridges	1930-43, 1945-46
33	Hal Newhouser	1939-53
29	Wild Bill Donovan	1903-12, 1918
28	Dizzy Trout	1939-52
26	Denny McLain	1963-70
24	Jack Morris	1977-90
22	Hooks Dauss	1912-26
20	Virgil Trucks	1941-43, 1945-52, 1956
20	Frank Lary	1954-64

SAVES (since 1969)

235	Todd Jones	1997-2001, 2006-08
154	Mike Henneman	1987-95
119	John Hiller	1965-70, 1972-80
120	Guillermo Hernandez	1984-89
119	Jose Valverde	2010-13
85	Aurelio Lopez	1979-85
70	Fernando Rodney	2002-09
65	Shane Greene	2015-19
51	Francisco Rodríguez	2016-17
50	Gregory Soto	2019-22

INNINGS PITCHED

3,394.0	George Mullin	1902-13
3,390.2	Hooks Dauss	1912-26
3,361.2	Mickey Lolich	1963-75
3,042.2	Jack Morris	1977-90
2,944.0	Hal Newhouser	1939-53
2,826.1	Tommy Bridges	1930-43, 1945-46
2,591.2	Dizzy Trout	1939-52
2,511.0	Justin Verlander	2005-17
2,171.1	Earl Whitehill	1923-32
2,137.1	Wild Bill Donovan	1903-12, 1918

HITS ALLOWED

3,407	Hooks Dauss	1912-26
3,206	George Mullin	1902-13
3,093	Mickey Lolich	1963-75
2,767	Jack Morris	1977-90
2,675	Tommy Bridges	1930-43, 1945-46
2,639	Hal Newhouser	1939-53
2,504	Dizzy Trout	1939-52
2,329	Earl Whitehill	1923-32
2,225	Justin Verlander	2005-17
1,975	Frank Lary	1954-64

RUNS ALLOWED

1,594	Hooks Dauss	1912-26
1,480	George Mullin	1902-13
1,415	Mickey Lolich	1963-75
1,382	Jack Morris	1977-90
1,321	Tommy Bridges	1930-43, 1945-46
1,225	Earl Whitehill	1923-32
1,181	Hal Newhouser	1939-53
1,101	Dizzy Trout	1939-52
1,057	Justin Verlander	2005-17
949	Vic Sorrell	1928-37

EARNED RUNS ALLOWED

1,289	Mickey Lolich	1963-75
1,262	Jack Morris	1977-90
1,245	Hooks Dauss	1912-26
1,122	Tommy Bridges	1930-43, 1945-46
1,042	George Mullin	1902-13
1,004	Earl Whitehill	1923-32
1,003	Hal Newhouser	1939-53
975	Justin Verlander	2005-17
922	Dizzy Trout	1939-52
823	Vic Sorrell	1928-37

HOME RUNS ALLOWED

329	Mickey Lolich	1963-75
321	Jack Morris	1977-90
240	Justin Verlander	2005-17
223	Jim Bunning	1955-63
195	Denny McLain	1963-70
187	Dan Petry	1979-87, 1990-91
182	Frank Tanana	1985-92
180	Tommy Bridges	1930-43, 1945-46
180	Frank Lary	1954-64
165	Paul Foytack	1953, 1955-63

HIT BY PITCHES

121	Hooks Dauss	1912-26
116	George Mullin	1902-13
93	Ed Willett	1906-13
91	Mickey Lolich	1963-75
90	Frank Lary	1954-64
83	Justin Verlander	2005-17
73	Jim Bunning	1955-63
68	Ed Killian	1904-10
65	Wild Bill Donovan	1903-12, 1918
65	Earl Whitehill	1923-32

WALKS

1,227	Hal Newhouser	1939-53
1,192	Tommy Bridges	1930-43, 1945-46
1,106	George Mullin	1902-13
1,086	Jack Morris	1977-90
1,067	Hooks Dauss	1912-26
1,014	Mickey Lolich	1963-75
978	Dizzy Trout	1939-52
831	Earl Whitehill	1923-32
766	Justin Verlander	2005-17
744	Dan Petry	1979-87, 1990-91

STRIKEOUTS

2,679	Mickey Lolich	1963-75
2,373	Justin Verlander	2005-17
1,980	Jack Morris	1977-90
1,770	Hal Newhouser	1939-53
1,674	Tommy Bridges	1930-43, 1945-46
1,406	Jim Bunning	1955-63
1,380	George Mullin	1902-13
1,201	Hooks Dauss	1912-26
1,199	Dizzy Trout	1939-52
1,150	Denny McLain	1963-70



TIGERS SINGLE-SEASON TOP TEN

BATTING LEADERS

BATTING AVERAGE

.419	Ty Cobb	1911
.410	Ty Cobb	1912
.402	Harry Heilmann	1923
.401	Ty Cobb	1922
.398	Harry Heilmann	1927
.394	Harry Heilmann	1921
.392	Harry Heilmann	1925
.389	Ty Cobb	1913
.389	Ty Cobb	1921
.384	Ty Cobb	1919

GAMES PLAYED

163	Rocky Colavito	1961
162	Jimmy Barrett	1904
162	Jake Wood	1961
162	Dick McAuliffe	1964
162	Don Wert	1965
162	Ed Brinkman	1973
162	Rusty Staub	1978
162	Cecil Fielder	1991
162	Brian Hunter	1997
162	Prince Fielder	2012
162	Prince Fielder	2013

AT-BATS

684	Ian Kinsler	2014
679	Harvey Kuenn	1953
666	Ron LeFlore	1978
663	Jake Wood	1961
659	Travis Fryman	1992
658	Brian Hunter	1997
656	Harvey Kuenn	1954
652	Ron LeFlore	1977
643	Lou Whitaker	1983
642	Rusty Staub	1978

RUNS

148	Ty Cobb	1911
144	Ty Cobb	1915
144	Charlie Gehringer	1930
144	Charlie Gehringer	1936
144	Hank Greenberg	1938
137	Hank Greenberg	1937
135	Charlie Gehringer	1934
133	Charlie Gehringer	1937
133	Charlie Gehringer	1938
131	Lu Blue	1922
131	Charlie Gehringer	1929

HITS

248	Ty Cobb	1911
237	Harry Heilmann	1921
227	Ty Cobb	1912
227	Charlie Gehringer	1936
225	Ty Cobb	1917
225	Harry Heilmann	1925
218	George Kell	1950
217	Sam Crawford	1911
216	Ty Cobb	1909
216	Magglio Ordoñez	2007

TOTAL BASES

397	Hank Greenberg	1937
389	Hank Greenberg	1935
384	Hank Greenberg	1940
380	Hank Greenberg	1938
377	Miguel Cabrera	2012
367	Ty Cobb	1911
365	Harry Heilmann	1921
363	Dale Alexander	1929
356	Hank Greenberg	1934
356	Charlie Gehringer	1936

EXTRA-BASE HITS

103	Hank Greenberg	1937
99	Hank Greenberg	1940
98	Hank Greenberg	1935
96	Hank Greenberg	1934
87	Charlie Gehringer	1936
85	Hank Greenberg	1938
85	Rudy York	1940
84	Curtis Granderson	2007
84	Miguel Cabrera	2010
84	Miguel Cabrera	2012

DOUBLES

63	Hank Greenberg	1934
60	Charlie Gehringer	1936
56	George Kell	1950
55	Gee Walker	1936
54	Magglio Ordoñez	2007
52	Miguel Cabrera	2014
50	Harry Heilmann	1927
50	Charlie Gehringer	1934
50	Hank Greenberg	1940
49	Hank Greenberg	1937

TRIPLES

26	Sam Crawford	1914
25	Sam Crawford	1903
24	Ty Cobb	1911
24	Ty Cobb	1917
23	Ty Cobb	1912
23	Sam Crawford	1913
23	Curtis Granderson	2007
21	Sam Crawford	1912
20	Ty Cobb	1908
19	Sam Crawford	1910
19	Sam Crawford	1915
19	Charlie Gehringer	1929
19	Roy Johnson	1931
19	Barney McCosky	1940

HOME RUNS

58	Hank Greenberg	1938
51	Cecil Fielder	1990
45	Rocky Colavito	1961
44	Hank Greenberg	1946
44	Cecil Fielder	1991
44	Miguel Cabrera	2012
44	Miguel Cabrera	2013
41	Hank Greenberg	1940
41	Norm Cash	1961
40	Hank Greenberg	1937
40	Darrell Evans	1985

RUNS BATTED IN (since 1920)

183	Hank Greenberg	1937
170	Hank Greenberg	1935
150	Hank Greenberg	1940
147	Hank Greenberg	1938
140	Rocky Colavito	1961
139	Harry Heilmann	1921
139	Hank Greenberg	1934
139	Magglio Ordoñez	2007
139	Miguel Cabrera	2012
137	Dale Alexander	1929
137	Miguel Cabrera	2013

WALKS

137	Roy Cullenbine	1947
135	Eddie Yost	1959
132	Tony Phillips	1993
125	Eddie Yost	1960
125	Norm Cash	1961
122	Mickey Tettleton	1992
120	Eddie Lake	1947
119	Hank Greenberg	1938
118	Donie Bush	1915
118	Ty Cobb	1915

STRIKEOUTS

182	Cecil Fielder	1990
181	Austin Jackson	2011
179	Justin Upton	2016
178	J.D. Martinez	2015
175	Rob Deer	1991
174	Curtis Granderson	2006
170	Brandon Inge	2009
170	Austin Jackson	2010
160	Jeimer Candelario	2018
158	Melvin Nieves	1996

STOLEN BASES

96	Ty Cobb	1915
83	Ty Cobb	1911
78	Ron LeFlore	1979
78	Ty Cobb	1909
74	Brian Hunter	1997
68	Ty Cobb	1916
68	Ron LeFlore	1978
65	Ty Cobb	1910
61	Ty Cobb	1912
58	Ron LeFlore	1976

SLUGGING PERCENTAGE

.683	Hank Greenberg	1938
.670	Hank Greenberg	1940
.668	Hank Greenberg	1937
.662	Norm Cash	1961
.636	Miguel Cabrera	2013
.630	Harry Heilmann	1923
.628	Hank Greenberg	1935
.622	Miguel Cabrera	2010
.622	Hank Greenberg	1939
.620	Ty Cobb	1911

ON-BASE PERCENTAGE

.487	Norm Cash	1961
.486	Ty Cobb	1915
.480	Harry Heilmann	1923
.475	Harry Heilmann	1927
.470	Ty Cobb	1925
.469	Ty Cobb	1913
.466	Ty Cobb	1911
.462	Ty Cobb	1922
.460	Charlie Gehringer	1937
.458	Ty Cobb	1912

PINCH HITS

19	Bob Fothergill	1929
18	Gates Brown	1968
17	Sammy Hale	1920
17	Vic Wertz	1962
16	Gates Brown	1974
15	Gus Zernial	1958
13	Billy Rhiel	1932
13	Pat Mullin	1953
13	Gates Brown	1966
13	Dalton Jones	1971

CONSECUTIVE-GAME HIT STREAKS

(Within a Single Season)

40	Ty Cobb	1911
35	Ty Cobb	1917
30	Goose Goslin	1934
30	Ron LeFlore	1976
29	Dale Alexander	1930
29	Pete Fox	1935
28	Sam Crawford	1911
27	Gee Walker	1937
27	Ron LeFlore	1978
26	John Stone	1930



PITCHING LEADERS

WINS

31	Denny McLain	1968
29	George Mullin	1909
29	Hal Newhouser	1944
27	Dizzy Trout	1944
26	Hal Newhouser	1946
25	Wild Bill Donovan	1907
25	Ed Killian	1907
25	Hal Newhouser	1945
25	Mickey Lolich	1971
24	Ed Summers	1908
24	Hooks Dauss	1915
24	Schoolboy Rowe	1934
24	Denny McLain	1969
24	Justin Verlander	2011

LOSSES

23	George Mullin	1904
21	George Mullin	1905
21	Hooks Dauss	1920
21	Mickey Lolich	1974
21	Mike Maroth	2003
20	Ed Killian	1904
20	George Mullin	1907
20	Bobo Newsom	1941
20	Art Houtteman	1952
19	Herman Pillette	1923
19	Virgil Trucks	1952
19	Mickey Lolich	1970
19	Lerrin LaGrow	1974
19	Jeremy Bonderman	2003

EARNED RUN AVERAGE (since 1913)

(min. 1.0 IP Per Team Game)

1.81	Hal Newhouser	1945
1.96	Denny McLain	1968
1.97	Hal Newhouser	1946
1.98	Harry Coveleski	1916
2.02	Al Benton	1945
2.12	Dizzy Trout	1944
2.19	Willie Mitchell	1917
2.21	Hank Aguirre	1962
2.22	Hal Newhouser	1944
2.34	Mark Fidrych	1976

GAMES

88	Mike Myers	1997
88	Sean Runyan	1998
83	Mike Myers	1996
80	Guillermo Hernandez	1984
78	Jamie Walker	2003
75	Jose Valverde	2011
74	Guillermo Hernandez	1985
74	Phil Coke	2010
73	Fernando Rodney	2009
73	Joaquin Benoit	2012
73	Buck Farmer	2019

GAMES STARTED

45	Mickey Lolich	1971
44	George Mullin	1904
42	George Mullin	1907
42	Mickey Lolich	1973
41	George Mullin	1905
41	Denny McLain	1968
41	Denny McLain	1969
41	Mickey Lolich	1972
41	Joe Coleman	1974
41	Mickey Lolich	1974

COMPLETE GAMES

42	George Mullin	1904
35	Roscoe Miller	1901
35	George Mullin	1905
35	George Mullin	1906
35	George Mullin	1907
34	Wild Bill Donovan	1903
33	Ed Killian	1905
33	Dizzy Trout	1944
32	Ed Killian	1904
31	George Mullin	1903

SHUTOUTS

9	Denny McLain	1969
8	Ed Killian	1905
8	Hal Newhouser	1945
7	George Mullin	1904
7	Dizzy Trout	1944
7	Billy Hoelt	1955
6	Many times	

SAVES (since 1969)

49	Jose Valverde	2011
44	Francisco Rodriguez	2016
42	Todd Jones	2000
38	John Hiller	1973
38	Todd Jones	2007
37	Todd Jones	2006
37	Fernando Rodney	2009
35	Jose Valverde	2012
35	Joe Nathan	2014
32	Guillermo Hernandez	1984
32	Shane Greene	2018

INNINGS PITCHED

382.1	George Mullin	1904
376.0	Mickey Lolich	1971
357.1	George Mullin	1907
352.1	Dizzy Trout	1944
347.2	George Mullin	1905
336.0	Denny McLain	1968
332.0	Roscoe Miller	1901
331.2	Ed Killian	1904
330.0	George Mullin	1906
327.1	Mickey Lolich	1972

HITS ALLOWED

346	George Mullin	1907
345	George Mullin	1904
339	Roscoe Miller	1901
336	Mickey Lolich	1971
334	Ed Siever	1901
334	Hooks Dauss	1923
315	George Mullin	1906
315	Mickey Lolich	1973
314	Dizzy Trout	1944
310	Mickey Lolich	1974

RUNS ALLOWED

168	Roscoe Miller	1901
165	Ed Siever	1901
160	Joe Coleman	1974
158	Hooks Dauss	1920
155	George Mullin	1902
155	Mickey Lolich	1974
154	George Mullin	1904
153	George Mullin	1907
152	Vic Sorrell	1929
152	Earl Whitehill	1931

EARNED RUNS ALLOWED (since 1913)

142	Mickey Lolich	1974
137	Joe Coleman	1974
131	Howard Ehmke	1922
131	Mickey Lolich	1973
130	Vic Sorrell	1929
128	Bobo Newsom	1941
127	Hooks Dauss	1923
127	Roxie Lawson	1937
126	Earl Whitehill	1929
125	Jack Morris	1990

HOME RUNS ALLOWED

42	Denny McLain	1966
40	Jack Morris	1986
39	Jack Morris	1987
39	Matthew Boyd	2019
38	Jim Bunning	1963
38	Mickey Lolich	1974
37	Jim Bunning	1959
37	Jack Morris	1982
37	Dan Petry	1983
36	Mickey Lolich	1971

WALKS

158	Joe Coleman	1974
142	Paul Foytack	1956
138	George Mullin	1905
135	Hal Newhouser	1941
131	George Mullin	1904
124	Howard Ehmke	1920
124	Virgil Trucks	1949
122	Mickey Lolich	1969
119	Tommy Bridges	1932
119	Earl Whitehill	1931
118	Bobo Newsom	1941

WALKS PER NINE INNINGS

(min. 1.0 IP Per Team Game)

1.29	Fred Hutchinson	1951
1.33	Frank Kitson	1903
1.40	Dave Rozema	1977
1.58	Ed Siever	1902
1.64	Ed Summers	1908
1.69	Denny McLain	1968
1.70	Ed Summers	1909
1.70	Ed Siever	1907
1.71	Frank Kitson	1904
1.75	Bill Gullickson	1991

STRIKEOUTS

308	Mickey Lolich	1971
280	Denny McLain	1968
275	Hal Newhouser	1946
271	Mickey Lolich	1969
269	Justin Verlander	2009
254	Justin Verlander	2016
252	Max Scherzer	2014
250	Mickey Lolich	1972
250	Justin Verlander	2011
240	Max Scherzer	2013

STRIKEOUTS PER NINE INNINGS

(min. 1.0 IP Per Team Game)

11.56	Matthew Boyd	2019
11.08	Max Scherzer	2012
10.29	Max Scherzer	2014
10.09	Justin Verlander	2009
10.08	Max Scherzer	2013
10.04	Justin Verlander	2016
9.99	Anibal Sanchez	2013
9.21	Justin Verlander	2017
9.03	Justin Verlander	2012
8.96	Justin Verlander	2011



TIGERS SINGLE-SEASON ROOKIE TOP TEN

BATTING LEADERS

BATTING AVERAGE

.343	Dale Alexander	1929
.316	Dick Wakefield	1943
.314	Roy Johnson	1929
.311	Barney McCosky	1939
.308	Harvey Kuenn	1953
.308	Lu Blue	1921
.301	Hank Greenberg	1933
.300	Topper Rigney	1922
.293	Austin Jackson	2010
.291	Ricky Peters	1980

GAMES PLAYED

162	Jake Wood	1961
157	Donie Bush	1909
155	Topper Rigney	1922
155	Dale Alexander	1929
155	Dick Wakefield	1943
155	Harvey Kuenn	1953
154	Milt Cuyler	1991
153	Lu Blue	1921
151	Steve Kemp	1977
151	Austin Jackson	2010

AT-BATS

679	Harvey Kuenn	1953
663	Jake Wood	1961
640	Roy Johnson	1929
633	Dick Wakefield	1943
626	Dale Alexander	1929
618	Austin Jackson	2010
611	Barney McCosky	1939
590	Harry Davis	1932
585	Lu Blue	1921
575	Joe Hoover	1943

RUNS

128	Roy Johnson	1929
120	Barney McCosky	1939
114	Donie Bush	1909
110	Dale Alexander	1929
103	Lu Blue	1921
103	Austin Jackson	2010
96	Jake Wood	1961
94	Harvey Kuenn	1953
92	Harry Davis	1932
91	Dick Wakefield	1943

HITS

215	Dale Alexander	1929
209	Harvey Kuenn	1953
201	Roy Johnson	1929
200	Dick Wakefield	1943
190	Barney McCosky	1939
181	Austin Jackson	2010
180	Lu Blue	1921
171	Jake Wood	1961
161	Topper Rigney	1922
159	Harry Davis	1932

TOTAL BASES

363	Dale Alexander	1929
304	Roy Johnson	1929
275	Dick Wakefield	1943
263	Barney McCosky	1939
262	Harvey Kuenn	1953
250	Lu Blue	1921
249	Jake Wood	1961
247	Matt Nokes	1987
247	Austin Jackson	2010
244	Rudy York	1937

EXTRA-BASE HITS

83	Dale Alexander	1929
69	Roy Johnson	1929
56	Rudy York	1937
53	Dick Wakefield	1943
51	Barney McCosky	1939
51	Steve Kemp	1977
49	Lu Blue	1921
49	Harry Davis	1932
48	Hank Greenberg	1933
48	Matt Nokes	1987
48	Austin Jackson	2010
48	Niko Goodrum	2018

DOUBLES

45	Roy Johnson	1929
43	Dale Alexander	1929
38	Dick Wakefield	1943
34	Austin Jackson	2010
33	Lu Blue	1921
33	Hank Greenberg	1933
33	Barney McCosky	1939
33	Harvey Kuenn	1953
32	Harry Davis	1932
31	Nicholas Castellanos	2014

TRIPLES

17	Charlie Gehringer	1926
15	Dale Alexander	1929
14	Roy Johnson	1929
14	Barney McCosky	1939
14	Jake Wood	1961
13	Harry Davis	1932
13	Pete Fox	1933
11	Charlie Carr	1903
11	Lu Blue	1921
11	Jackie Tavener	1925
11	Liz Funk	1930
11	Bill Tuttle	1954

HOME RUNS

35	Rudy York	1937
32	Matt Nokes	1987
27	Tony Clark	1996
25	Dale Alexander	1929
23	Craig Monroe	2003
22	Eric Haase	2021
18	Norm Cash	1960
18	Steve Kemp	1977
18	Gabe Kapler	1999
18	Eric Munson	2003

RUNS BATTED IN (since 1920)

137	Dale Alexander	1929
103	Rudy York	1937
88	Steve Kemp	1977
87	Hank Greenberg	1933
87	Matt Nokes	1987
79	Dick Wakefield	1943
75	Lu Blue	1921
74	Harry Davis	1932
73	Johnny Groth	1949
72	Tony Clark	1996

WALKS

103	Lu Blue	1921
88	Donie Bush	1909
71	Steve Kemp	1977
70	Barney McCosky	1939
68	Topper Rigney	1922
68	Steve Boros	1961
68	Jason Thompson	1976
67	Roy Johnson	1929
65	Johnny Groth	1949
65	Norm Cash	1960

STRIKEOUTS

170	Austin Jackson	2010
141	Jake Wood	1961
140	Nicholas Castellanos	2014
132	Niko Goodrum	2018
127	Tony Clark	1996
122	Akil Baddoo	2021
120	Riley Greene	2022
119	Eric Haase	2021
107	Bobby Higginson	1995
103	Christin Stewart	2019

STOLEN BASES

53	Donie Bush	1909
41	Milt Cuyler	1991
30	Jake Wood	1961
28	Baldy Louden	1912
27	Austin Jackson	2010
23	George Burns	1914
23	Ron LeFlore	1974
22	Bobby Veach	1913
21	Quintin Berry	2012
20	Delos Drake	1911
20	Roy Johnson	1929
20	Barney McCosky	1939
20	Kimera Barte	1996

ON-BASE PERCENTAGE

.416	Lu Blue	1921
.397	Dale Alexander	1929
.384	Barney McCosky	1939
.380	Topper Rigney	1922
.380	Donie Bush	1909
.379	Roy Johnson	1929
.377	Dick Wakefield	1943
.369	Ricky Peters	1980
.367	Hank Greenberg	1933
.361	Lou Whitaker	1978

SLUGGING PERCENTAGE

.580	Dale Alexander	1929
.536	Matt Nokes	1987
.475	Roy Johnson	1929
.468	Hank Greenberg	1933
.434	Dick Wakefield	1943
.430	Barney McCosky	1939
.427	Lu Blue	1921
.424	Pete Fox	1933
.422	Steve Kemp	1977
.416	Brennan Boesch	2010

TIGERS SINGLE-SEASON ROOKIE TOP TEN



PITCHING LEADERS

WINS

24	Ed Summers	1908
23	Roscoe Miller	1901
19	Herman Pillette	1922
19	Mark Fidrych	1976
18	Ed Siever	1901
17	Earl Whitehill	1924
17	Justin Verlander	2006
15	Dave Rozema	1977
14	Virgil Trucks	1942
14	Frank Lary	1955
14	Rick Porcello	2009

LOSSES

19	Jeremy Bonderman	2003
17	Spencer Turnbull	2019
16	George Mullin	1902
16	Tommy Bridges	1931
15	Ed Siever	1901
15	Frank Lary	1955
14	Rudy Kallio	1918
14	Rufe Gentry	1944
13	Roscoe Miller	1901
13	George Zuverink	1954
13	Felipe Lira	1995

EARNED RUN AVERAGE (since 1913) (min. 1.0 IP Per Team Game)

2.34	Mark Fidrych	1976
2.67	Hooks Dauss	1913
2.73	Virgil Trucks	1942
2.85	Herman Pillette	1922
2.90	Hal White	1942
3.10	Dave Rozema	1977
3.10	Frank Lary	1955
3.10	Bernie Boland	1915
3.49	Sam Gibson	1926
3.59	George Zuverink	1954

GAMES

88	Sean Runyan	1998
83	Mike Myers	1996
66	Chris Spurling	2003
62	Joel Zumaya	2006
61	Chuck Seelbach	1972
60	Jason Foley	2022
55	Mike Henneman	1987
55	Daniel Stumpf	2017
53	Ryan Perry	2009
49	Masao Kida	1999
49	Brad Thomas	2010

GAMES STARTED

37	Herman Pillette	1922
36	Roscoe Miller	1901
33	Ed Siever	1901
32	Ed Summers	1908
32	Earl Whitehill	1924
31	Frank Lary	1955
31	Vern Ruhle	1975
31	Brian Moehler	1997
31	Rick Porcello	2009
30	George Mullin	1902
30	Rufe Gentry	1944
30	Justin Verlander	2006
30	Spencer Turnbull	2019
30	Casey Mize	2021

COMPLETE GAMES

35	Roscoe Miller	1901
30	Ed Siever	1901
25	George Mullin	1902
24	Mark Fidrych	1976
23	Ed Summers	1908
21	Hooks Dauss	1913
18	Herman Pillette	1922
16	Earl Whitehill	1924
16	Sam Gibson	1926
16	Frank Lary	1955
16	Dave Rozema	1977

SHUTOUTS

5	Ed Summers	1908
4	Herman Pillette	1922
4	Hal White	1942
4	Mike Kilkenny	1969
4	Mark Fidrych	1976
3	Roscoe Miller	1901
3	Sailor Stroud	1910
3	Stubby Overmire	1943
3	Rufe Gentry	1944
3	Vern Ruhle	1975

SAVES (since 1969)

14	Chuck Seelbach	1972
7	Mike Henneman	1987
6	Mike Myers	1996
5	Franklyn German	2003
5	Kurt Knudsen	1992
5	Chris Mears	2003
4	Bryan Garcia	2020
3	John Doherty	1992
3	Steve Grilli	1976
3	Eric King	1986
3	Fernando Rodney	2003
3	Chris Spurling	2003
3	Dave Tobik	1979

INNINGS PITCHED

332.0	Roscoe Miller	1901
302.0	Ed Summers	1908
288.2	Ed Siever	1901
274.2	Herman Pillette	1922
260.0	George Mullin	1902
250.1	Mark Fidrych	1976
235.0	Frank Lary	1955
233.0	Earl Whitehill	1924
226.0	Hooks Dauss	1913
218.1	Dave Rozema	1977

HITS ALLOWED

339	Roscoe Miller	1901
334	Ed Siever	1901
282	George Mullin	1902
270	Herman Pillette	1922
268	Ed Summers	1908
260	Earl Whitehill	1924
232	Ken Holloway	1923
232	Frank Lary	1955
222	Dave Rozema	1977
217	Mark Fidrych	1976

RUNS ALLOWED

168	Roscoe Miller	1901
165	Ed Siever	1901
155	George Mullin	1902
125	Earl Whitehill	1924
120	Tommy Bridges	1931
118	Jeremy Bonderman	2003
117	Ken Holloway	1923
113	Ed Lafitte	1911
112	Herman Pillette	1922
107	Ed Summers	1908

EARNED RUNS ALLOWED (since 1913)

101	Jeff Weaver	1999
100	Jeremy Bonderman	2003
100	Earl Whitehill	1924
96	Tommy Bridges	1931
96	Rufe Gentry	1944
96	Ken Holloway	1923
91	Brian Moehler	1997
91	Vic Sorrell	1928
88	Chief Hogsett	1930
87	Herman Pillette	1922

HOME RUNS ALLOWED

35	Tarik Skubal	2021
29	Jerry Ujdur	1982
28	Armando Galarraga	2008
27	Jeff Weaver	1999
25	Dave Rozema	1977
24	Casey Mize	2021
23	Jeremy Bonderman	2003
23	Rick Porcello	2009
22	George Zuverink	1954
22	Brian Moehler	1997

WALKS

109	Tommy Bridges	1931
108	Rufe Gentry	1944
99	Roscoe Miller	1901
97	George Mullin	1902
95	Herman Pillette	1922
89	Frank Lary	1955
83	Vic Sorrell	1928
83	Hooks Dauss	1913
82	Hal White	1942
79	Boots Poffenberger	1937

STRIKEOUTS

164	Tarik Skubal	2021
146	Spencer Turnbull	2019
132	Michael Fulmer	2016
126	Armando Galarraga	2008
124	Justin Verlander	2006
118	Casey Mize	2021
114	Jeff Weaver	1999
108	Jeremy Bonderman	2003
108	Hooks Dauss	1913
105	Tommy Bridges	1931



TIGERS CAREER TOP TEN

GAMES PLAYED BY POSITION

CATCHER		SHORTSTOP		DESIGNATED HITTER	
Bill Freehan	1,581	Alan Trammell	2,139	Victor Martinez	835
Oscar Stangne	1,072	Donie Bush	1,845	Miguel Cabrera	447
Lance Parrish	1,039	Billy Rogell	1,148	Rusty Staub	420
Johnny Bassler	729	Harvey Kuenn	747	Dmitri Young	299
Alex Avila	683	Deivi Cruz	702	Kirk Gibson	293
Ray Hayworth	642	Dick McAuliffe	663	Willie Horton	265
Bob Swift	629	Charley O'Leary	632	Darrell Evans	253
Birdie Tebbetts	620	Ed Brinkman	628	Cecil Fielder	237
Ivan Rodriguez	578	Johnny Lipon	590	Gary Sheffield	225
Larry Woodall	484	José Iglesias	549	Johnny Grubb	151

FIRST BASE		THIRD BASE		PITCHER	
Norm Cash	1,912	Aurelio Rodriguez	1,236	John Hiller	545
Miguel Cabrera	1,195	Don Wert	1,036	Hooks Dauss	538
Hank Greenberg	1,019	Brandon Inge	999	Mickey Lolich	508
Rudy York	945	Tom Brookens	979	Dizzy Trout	493
Lu Blue	894	Pinky Higgins	842	Mike Henneman	491
Cecil Fielder	748	George Kell	826	Todd Jones	480
Tony Clark	681	Bob Jones	774	Hal Newhouser	460
Jason Thompson	602	Travis Fryman	768	George Mullin	435
Dave Bergman	582	Marv Owen	717	Jack Morris	430
George Burns	469	George Moriarty	633	Tommy Bridges	424

SECOND BASE		OUTFIELD	
Lou Whitaker	2,308	Ty Cobb	2,722
Charlie Gehringer	2,209	Al Kaline	2,488
Dick McAuliffe	918	Sam Crawford	1,906
Ralph Young	874	Bobby Veach	1,565
Damion Easley	794	Harry Heilmann	1,485
Frank Bolling	779	Mickey Stanley	1,289
Placido Polanco	625	Bobby Higginson	1,274
Ian Kinsler	599	Jim Northrup	1,190
Eddie Mayo	544	Willie Horton	1,179
Germany Schaefer	483	Chet Lemon	1,170

TOP TIGERS SINGLE-SEASON ERRORLESS STREAKS (SINCE 1957)

CATCHER		SECOND BASE		SHORTSTOP	
James McCann	112 4/8-10/3/2015	Placido Polanco	141 4/2-9/30/2007	Jhonny Peralta	75 6/21-9/18/2012
Matt Nokes	81 4/28-9/5/1987	Frank Bolling	72 5/18-8/28/1959	Eddie Brinkman	72 5/21-8/4/1972
Mickey Tettleton	81 5/23-10/3/1992	Lou Whitaker	68 4/15-7/3/1990	Eddie Brinkman	56 7/28-9/22/1971
Bill Freehan	77 4/6-7/16/1970	Placido Polanco	67 5/13-8/6/2009	Alan Trammell	51 5/10-7/12/1980
Dick Brown	75 4/9-7/22/1962	Scott Fletcher	63 4/26-9/29/1995	Jhonny Peralta	50 6/10-9/29/2013
Bill Freehan	74 7/4-9/28/1971	Dick McAuliffe	61 7/14-9/20/1968	Deivi Cruz	48 6/23-8/19/1997
Bill Freehan	72 6/13-8/28/1964	Damion Easley	60 4/3-7/20/2000	Ramon Santiago	47 7/1-8/27/2003
Ivan Rodriguez	67 4/3-7/14/2006	Ramon Santiago	59 4/3-9/4/2011	Alan Trammell	42 4/8-5/29/1985
Bill Freehan	65 4/24-7/20/1965	Damion Easley	58 5/14-7/20/1998	Deivi Cruz	42 7/30-9/14/1999
Alex Avila	65 5/31-9/12/2010	Placido Polanco	53 8/8-10/6/2009	José Iglesias	41 4/5-5/24/2016

FIRST BASE		THIRD BASE		OUTFIELD	
Miguel Cabrera	91 5/13-9/23/2017	Dawel Lugo	51 5/26-9/10/2019	Robbie Grossman	145 4/1-10/2/2021
Darrell Evans	82 5/23-10/4/1987	Don Wert	49 5/14-7/4/1965	Magglio Ordóñez	140 4/7-9/30/2007
Sean Casey	80 5/1-8/10/2007	Aurelio Rodriguez	48 8/3-9/23/1972	Charlie Maxwell	134 4/20-9/29/1957
Enos Cabell	72 4/5-8/2/1983	Brandon Inge	48 4/3-9/26/2008	Mickey Stanley	132 4/12-10/1/1970
Miguel Cabrera	67 6/13-9/20/2014	Jeimer Candelario	47 5/28-8/1/2021	Mickey Stanley	131 4/13-9/22/1968
Spencer Torkelson	66 5/29-10/2/2022	Travis Fryman	46 4/4-5/26/1996	Al Kaline	129 4/6-9/24/1971
Prince Fielder	61 7/21-9/29/2013	Aurelio Rodriguez	43 6/9-7/27/1978	Chet Lemon	107 4/8-8/24/1985
Miguel Cabrera	59 8/2-10/6/2009	Harold Castro	43 4/29-10/2/2021	Charlie Maxwell	106 5/28-10/2/1960
Prince Fielder	59 6/8-8/13/2012	Tom Brookens	41 5/14-9/29/1984	Al Kaline	106 5/26-9/28/1966
Carlos Pena	57 7/15-9/28/2004	Steve Boros	40 6/22-9/13/1961	Austin Jackson	103 4/5-8/24/2012
		Travis Fryman	40 5/3-6/16/1994	Luis Gonzalez	100 3/31-7/29/1998
		Travis Fryman	40 8/13-9/24/1995		
		Joe Randa	40 4/30-6/13/1998		
		Andrew Romine	40 4/16-9/30/2016		

ALL-STAR GAME HISTORY





ALL-STAR GAMES IN DETROIT

JULY 8, 1941 AMERICAN LEAGUE 7, NATIONAL LEAGUE 5

Detroit hosted the ninth All-Star Game at Briggs Stadium on July 8, 1941. The game was attended by nearly 55,000 fans and they were rewarded as the American League squad rallied for a 5-2 deficit with one run in the eighth inning and four runs in the ninth to defeat the National League. The comeback was capped by a three-run home run off the facing of the right field roof by Hall-of-Famer Ted Williams. Williams would later characterize the home run as one of the most exciting moments of his career. Arky Vaughan led the National League offense in the loss, becoming the first player in All-Star history to hit two home runs in a game while adding a single and four RBI.

Three Tigers players were selected to play in the contest, including first baseman Rudy York, catcher Birdie Tebbetts and righthanded pitcher Al Benton. York was the only Tigers player to appear in the game, finishing 1x3. The American League squad was managed by Tigers skipper Del Baker while Tigers coach Merv Shea served as one of the coaches.

The 1941 All-Star Game also marked the first time brothers had appeared together in a Midsummer Classic. Joe and Dom DiMaggio both appeared in the game for the American League with Joe finishing 1x4 with three runs scored and a RBI and Dom finishing 1x1 with a RBI.

NATIONAL LEAGUE				
	AB	R	H	RBI
Hack (CHC), 3b.....	2	0	0	0
q-Lagetta (BRO), 3b.....	2	0	0	0
Moore (STL), lf.....	5	0	0	1
Reiser (BRO), cf.....	4	0	0	0
Mize (STL), 1b.....	4	1	1	0
p-F. McCormick (CIN), 1b.....	0	0	0	0
Nicholson (CHC), rf.....	1	0	0	0
d-Elliott (PIT), rf.....	1	0	0	0
Slaughter (STL), rf.....	2	1	0	0
r-Vaughan (PIT), ss.....	4	2	3	4
Miller (MIL), ss.....	0	0	0	0
Frey (CIN), 2b.....	1	0	1	0
e-Herman (BRO), 2b.....	3	0	2	0
Owen (BRO), c.....	1	0	0	0
b-Lopez (PIT), c.....	1	0	0	0
m-Danning (NY), c.....	1	0	0	0
Wyatt (BRO), p.....	0	0	0	0
a-Ott (NY), ph.....	1	0	0	0
Derringer (CIN), p.....	0	0	0	0
F-Walters (CIN), p.....	1	1	0	0
l-Medwick (STL), ph.....	1	0	0	0
Passau (CHC), p.....	1	0	0	0
Totals	35	5	10	5

AMERICAN LEAGUE				
	AB	R	H	RBI
Doerr (BOS), 2b.....	3	0	0	0
g-Gordon (NY), 2b.....	2	1	0	0
r-Travis (WAS), 3b.....	4	1	1	0
J. DiMaggio (NY), cf.....	4	3	1	1
Williams (BOS), lf.....	4	1	2	4
Heath (CLE), rf.....	2	0	0	0
k-D. DiMaggio (BOS), rf.....	1	0	1	1
Cronin (BOS), ss.....	2	0	0	0
h-Boudreau (CLE), ss.....	2	0	2	1
York (DET), 1b.....	3	0	1	0
Fox (BOS), 1b.....	1	0	0	0
Dickey (NY), c.....	3	0	1	0
o-Hayes (PHI), c.....	1	0	0	0
Feller (CLE), p.....	0	0	0	0
c-Cullenbine (STL) ph.....	1	0	0	0
Lee (CWS), p.....	1	0	0	0
j-Hudson (WAS), p.....	0	0	0	0
n-Keller (NY), p.....	1	0	0	0
E. Smith (CWS), p.....	0	0	0	0
s-Kelner (CLE), ph.....	1	1	0	0
Totals	36	7	11	7

a-Struck out for Wyatt in 3rd; b-Replaced Owen at C in 3rd; c-Grounded out for Feller in 3rd; d-Replaced Cronin at RF in 4th; e-Singled for Frey in 5th; f-Replaced Derringer at P in 5th; g-Replaced Doerr at 2B in 5th; h-Replaced Cronin at SS in 5th; i-Replaced Elliott at RF in 6th; j-Replaced Lee at C in 7th; k-Replaced Heath at RF in 7th; l-Grounded out for Walters in 7th; m-Replaced Lopez at C in 7th; n-Struck out for Hudson in 7th; o-Replaced Dickey at C in 8th; p-Replaced Mize at 1B in 8th; q-Grounded out for Hack in 9th; r-Replaced Vaughan at SS in 9th; s-Singled for Smith in 9th.

E-Reiser 2, Williams, Heath, E. Smith. **LOB**-National 6, American 7. **2B**-Travis, Williams, Walters, Herman, Mize, J. DiMaggio. **HR**-Vaughan 2, Williams. **S**-Hack, Lopez.

National	IP	H	R	ER	BB	SO
Wyatt	2.0	0	0	0	1	0
Derringer	2.0	2	1	1	0	1
Walters	2.0	3	1	1	2	2
Passau (L)	2.2	6	5	5	1	3

American	IP	H	R	ER	BB	SO
Feller	3.0	1	0	0	0	4
Lee	3.0	4	1	1	0	0
Hudson	1.0	3	2	2	1	1
Smith (W)	2.0	2	2	2	0	2

T-2:34. A-54,674. **Umpires**-Summers, Grieve (AL); Jorda, Pinelli (NL).

JULY 10, 1951 NATIONAL LEAGUE 8, AMERICAN LEAGUE 3

Briggs Stadium hosted the 18th All-Star Game on July 10, 1951 as the Midsummer Classic was again played in Detroit. Over 52,000 fans were in attendance and witnessed a home run barrage as the National League squad thumped a then All-Star record four roundtrippers to defeat the American League 8-3 and claim their second consecutive victory for the first time in All-Star history. The American League chipped in two home runs to raise the game total to six, establishing what was then an All-Star record.

Ralph Kiner drilled a two-run homer for the National League in the eighth inning, which made him the only player in history to homer in three consecutive All-Star games. Stan Musial also established a new All-Star record by being caught stealing twice.

The Tigers were represented by third baseman George Kell, outfielder Vic Wertz and righthanded pitcher Fred Hutchinson. Kell started the game at third base and drilled a solo home run while Wertz started the game in right field and also connected for a solo roundtripper. Hutchinson worked three innings in the loss, allowing three runs on three hits while issuing two walks.

NATIONAL LEAGUE				
	AB	R	H	RBI
Ashburn (PHI), cf.....	4	2	2	0
l-Snyder (BRO), cf.....	0	0	0	0
Dark (NY), ss.....	5	0	1	0
k-Reese (BRO), ss.....	0	0	0	0
Musial (STL), lf-rf.....	4	1	2	1
s-Westlake (STL), lf.....	0	0	0	0
J. Robinson (BRO), 2b.....	4	1	2	0
r-Schoendienst (STL), 2b.....	0	0	0	0
Hodges (MIL), 1b.....	5	2	2	2
Elliott (MIL), 3b.....	2	1	2	2
c-Jones (PHI), 3b.....	2	0	0	0
Ennis (PHI), rf.....	2	0	0	0
d-Kiner (PIT), lf.....	2	1	1	0
m-Wyrostek (CIN), lf.....	1	0	0	0
Campanella (BRO), c.....	4	0	0	0
Roberts (PHI), p.....	0	0	0	0
a-Slaughter (STL), ph.....	1	0	0	0
Maglie (NY), p.....	1	0	0	0
F-Newcombe (BRO), p.....	2	0	1	0
q-Blackwell (CIN), p.....	0	0	0	0
Totals	39	8	12	5

AMERICAN LEAGUE				
	AB	R	H	RBI
D. DiMaggio (BOS), cf.....	5	0	1	0
Fox (CWS), 2b.....	3	0	1	0
j-Doerr (BOS), ph-2b.....	1	0	1	0
Kell (DET), 3b.....	3	1	1	1
Williams (BOS), lf.....	3	0	1	0
o-Busby (CWS), lf.....	0	0	0	0
Berra (NY), c.....	4	1	1	0
Wertz (DET), rf.....	3	1	1	1
h-Rizzuto (NY), ss.....	1	0	1	0
Fain (PHI), 1b.....	3	0	1	1
n-E. Robinson (CWS), 1b.....	1	0	0	0
Carrasquel (CWS), ss.....	2	0	1	0
g-Minoso (CWS), ph-rf.....	2	0	0	0
Garver (STL), p.....	1	0	0	0
b-Lopat (NY), p.....	0	0	0	0
e-Dooby (CLE), ph.....	1	0	0	0
Hutchinson (DET), p.....	0	0	0	0
i-Stephens (BOS), p.....	1	0	0	0
Parnell (BOS), p.....	0	0	0	0
p-Lemon (CLE), p.....	0	0	0	0
t-Hegan (CLE), ph.....	1	0	1	0
Totals	35	3	10	3

a-Lined out for Roberts in 3rd; b-Replaced Garver at P in 4th; c-Replaced Elliott at 3B in 4th; d-Replaced Ennis at LF in 4th; e-Popped out for Lopat at 1B in 6th; f-Replaced Maglie at P in 6th; g-Grounded out for Carrasquel in 6th; h-Replaced Wertz at SS; i-Struck out for Hutchinson in 7th; j-Singled for Fox in the 7th; k-Replaced Dark at SS in 8th; l-Replaced Ashburn at CF in 8th; m-Replaced Kiner at RF in 8th; n-Grounded out for Fain in 8th; o-Replaced Williams at LF in 9th; p-Replaced Parnell at P in 9th; q-Replaced Newcombe at P in 9th; r-Replaced Robinson at 2B in 9th; s-Replaced Musial at LF in 9th; t-Doubled for Lemon in 9th.

E-J. Robinson, Berra, Fox. **LOB**-National 8, American 9. **2B**-Ashburn, Hegan. **3B**-Fain, Williams. **HR**-Musial, Elliott, Wertz, Kell, Hodges, Kiner. **S**-Kell. **PB**-Campanella.

National	IP	H	R	ER	BB	SO
Roberts	2.0	4	1	1	1	1
Maglie (W)	3.0	3	2	2	1	1
Newcombe	3.0	2	0	0	0	3
Blackwell	1.0	1	0	0	1	2

American	IP	H	R	ER	BB	SO
Garver	3.0	1	1	0	1	1
Lopat (L)	1.0	3	3	3	0	0
Hutchinson	3.0	3	3	3	2	0
Parnell	1.0	3	1	1	1	1
Lemon	1.0	2	0	0	1	1

T-2:41. A-52,075. **Umpires**-Passarella, Hurley, Honochick (AL); Robb, Jorda, Dascoli (NL).

ALL-STAR GAMES IN DETROIT



JULY 13, 1971 AMERICAN LEAGUE 6, NATIONAL LEAGUE 4

The All-Star Game returned to Detroit on July 13, 1971 as the best players in baseball flocked to Tiger Stadium for the 42nd Midsummer Classic. The American League squad hit three home runs to take the 6-4 victory and snap an eight-game losing streak. Reggie Jackson provided the memorable moment when he crushed a Dock Ellis delivery off the light tower in right field for a two-run homer.

The National League hit three home runs as the two teams matched a then All-Star record with a combined six home runs, all by Hall-of-Fame players (Hank Aaron, Johnny Bench, Roberto Clemente, Jackson, Harmon Killebrew, Frank Robinson).

Robinson was named as the game's Most Valuable Player after finishing the game 1x2 with a home run and two RBI. Robinson's home run made him the first player in All-Star history to hit a home run for both the American and National League.

The Tigers were represented by first baseman Norm Cash, catcher Bill Freehan, outfielder Al Kaline and lefthanded pitcher Mickey Lolich. Cash started at first base and finished 0x2, while Freehan started behind the plate and went hitless in three trips to the plate. Kaline entered the game, playing right field, in the sixth inning and finished the game 1x2 with a run scored. Lolich worked the final two innings, allowing one run on one hit, while striking out one.

NATIONAL LEAGUE						AMERICAN LEAGUE								
	AB	R	H	RBI		AB	R	H	RBI		AB	R	H	RBI
Mays (SF), cf	2	0	0	0	Carew (MIN), 2b	1	1	0	0	b- Rojas (KC), rf	1	0	0	0
d- Clemente (PIT), rf	2	1	1	1	Murcer (NYY), cf	1	0	0	0	k- Cuellar (BAL), p	0	0	0	0
t- Millan (ATL), 2b	0	0	0	0	o- Buford (BAL), ph	1	0	0	0	Lolich (DET), p	0	0	0	0
Aaron (ATL), rf	2	1	1	1	F. Robinson (BAL), rf	2	1	1	2	Yastrzemski (BOS), lf	3	0	0	0
c- May (CIN), 1b	1	0	0	0	j- Kaline (DET), rf	2	1	1	0	B. Robinson (BAL), 3b	3	1	0	0
Torrey (STL), 3b	3	0	0	0	g- Killebrew (MIN), 1b	2	1	1	2	Freehan (DET), c	0	0	0	0
r- Santo (CHC), 3b	1	0	0	0	p- Munson (NYY), c	0	0	0	0	Aparicio (BOS), ss	3	1	0	0
Stargell (PIT), lf	2	1	0	0	Blue (OAK), p	0	0	0	0	a- Jackson (OAK), ph	1	1	1	2
Brock (STL), ph	1	0	0	0	Palmer (BAL), p	0	0	0	0	F. Howard (WAS), ph	1	0	0	0
McCovey (SF), 1b	2	0	0	0	i- Otis (KC), cf	1	0	0	0	Totals	29	6	7	6
e- Marichal (SF), p	0	0	0	0										
l- Kessinger (CHC), ss	2	0	0	0										
Bench (CIN), c	4	1	2	2										
Beckert (CHC), 2b	3	0	0	0										
s- Rose (CIN), rf	0	0	0	0										
Harrelson (NY), ss	2	0	0	0										
m- Jenkins (CHC), p	0	0	0	0										
n- Colbert (SD), ph	1	0	0	0										
Wilson (HOU), p	0	0	0	0										
Ellis (PIT), cf	1	0	0	0										
b- Davis (LA), 1b	1	1	0	0										
q- Bonds (SF), cf	1	0	0	0										
Totals	34	4	5	4										

a- Homered for Blue in 3rd; b- Entered at CF in 4th; c- Entered at 1B in 4th; d- Entered at RF in 4th; e- Entered at 1B in 4th; f- Grounded out for Palmer in 5th; g- Replaced Cash at 1B in 6th; h- Replaced Carew at 2B in 6th; i- Entered at CF in 6th; j- Replaced Robinson at RF in 6th; k- Entered at P in 6th; l- Entered at SS in 6th; m- Entered at P in 6th; n- Struck out for Jenkins in 7th; o- Struck out for Cuellar in 7th; p- Replaced Freehan at C in 8th; q- Struck out for Davis in 8th; r- Grounded out for Torre in 8th; s- Entered at RF in 8th; t- Entered at 2B in 8th.

E-None. LOB-National 2, American 2. HR-Bench, Aaron, Clemente, Jackson, F. Robinson, Killebrew. HBP-Stargell (by Blue).

National						American								
	AB	R	H	RBI		AB	R	H	RBI		AB	R	H	RBI
National	0	2	1	0	0	0	1	0	4	5	0	0	0	0
American	0	0	4	0	0	2	0	0	X	6	7	0	0	0

National						American							
	IP	H	R	ER	BB	SO		IP	H	R	ER	BB	SO
Ellis (L)	3.0	4	4	4	1	2	Blue (W)	3.0	2	3	3	0	3
Marichal	2.0	0	0	0	1	1	Palmer	2.0	1	0	0	0	2
Jenkins	1.0	3	2	2	0	0	Cuellar	2.0	1	0	0	1	2
Wilson	2.0	0	0	1	0	2	Lolich (S)	2.0	1	1	1	0	1

T-2:05. A-53,559. Umpires-Umont, O'Donnell, Denkinger (AL); Pryor, Harvey, Colosi (NL).

JULY 12, 2005 AMERICAN LEAGUE 7, NATIONAL LEAGUE 5

The All-Star Game made its return to Detroit and first visit to Comerica Park on July 12, 2005 for the 76th Midsummer Classic. The American League jumped out to an early 7-0 lead and held on for the 7-5 victory. The victory was the eighth consecutive for the American League and raised their record to 3-1 in All-Star Games played in Detroit.

Miguel Tejada led the American League offensive attack with a two-run homer and played solid defense at shortstop to earn the game's most valuable player award. David Ortiz was the only player in the game to collect multiple hits, finishing 2x3 with a pair of singles and a RBI.

Andrew Jones led the National League offense with two runs scored, a home run and two RBI. Derrek Lee, Moises Alou and Luis Gonzalez each chipped in with doubles to round out the offensive attack for the National League.

Mark Buehrle started for the American League and worked two scoreless innings to earn the victory. John Smoltz allowed a solo home run to Tejada to take the loss. Mariano Rivera struck out Morgan Ensberg to end the game and earn the save.

The Tigers were represented by catcher Ivan Rodriguez, who was named to his 12th All-Star team. Rodriguez entered the game behind the plate in the fifth inning and finished 0x1 with a walk in his two trips to the plate.

NATIONAL LEAGUE						AMERICAN LEAGUE								
	AB	R	H	RBI		AB	R	H	RBI		AB	R	H	RBI
Abreu (PHI), rf	2	0	1	0	Damon (BOS), cf	2	1	1	0	b- Suzuki (SEA), cf-rr	2	0	1	2
e- Rollins (PHI), ss	1	0	1	0	A. Rodriguez (NYY), 3b	2	1	1	0	d- Mora (BAL), 3b	1	0	0	0
a- Gonzalez (FLA), ph	1	1	1	1	s- Hillenbrand (TOR), 3b	0	0	0	0	Ortiz (BOS), dh	3	0	2	1
Beltran (NYM), lf	3	0	0	0	r- Sweeney (KC), ph-dh	1	0	0	0	M. Ramirez (BOS), lf	2	0	0	0
f-LoDuca (FLA), c	2	0	0	0	c- Anderson (LAA), lf	3	0	0	0	Tejada (BAL), ss	3	1	2	2
Pujols (STL), dh	2	0	1	0	j- Young (TEX), ss	3	1	0	0	Guerrero (LAA), rf	3	0	1	0
k- C. Lee (MIL), ph-dh	3	0	1	1	m- Soriano (TEX), pr-2b	1	1	0	0	Teixeira (TEX), 1b	3	1	1	2
D. Lee (CHC), 1b	3	0	1	0	q- Konerko (CWS), 1b	1	0	0	0	Varetek (BAL), ss	1	1	1	0
p- Ensberg (HOU), 1b	2	0	0	0	a- Castillo (FLA), 2b	3	1	0	0	j- I. Rodriguez (DET), c	1	0	0	0
Edmonds (STL), cf-rr	1	0	0	0	o- Eckstein (STL), ss	2	0	0	0	Roberts (BAL), 2b	2	1	1	0
l- Alou (CHC), ph-rr	1	1	1	0	h- A. Jones (ATL), cf	1	2	1	2	n- Sheffield (NYY), ph-rr	1	0	0	0
Ramirez (CHC), 3b	2	0	1	0	Totals	35	5	11	5	t- Podsednik (CWS), cf	0	0	0	0
g- Lopez (CIN), 3b	1	0	1	0						Totals	32	7	11	7
Piazza (NYM), c	2	0	0	0										
g- Cabrera (FLA), lf	2	0	0	1										
Sent (LA), 2b	2	0	0	0										

a- Entered at 2B in 2nd; b- Entered at CF in 4th; c- Entered at LF in 4th; d- Entered at 3B in 5th; e- Entered at SS in 5th; f- Entered at C in 5th; g- Entered at LF in 5th; h- Entered at LF in 5th; i- Entered at SS in 6th; j- Entered at C in 6th; k- Flied out for Pujols in 6th; l- Walked for Edmonds in 6th; m- Ran for Guerrero in 6th; n- Grounded into double play for Roberts in 6th; o- Entered at 1B in 7th; p- Entered at 1B in 7th; q- Entered at 3B in 7th; r- Struck out for Ortiz in 7th; s- Entered at 3B in 8th; t- Entered at CF in 9th; u- Doubled for Rollins in 9th.

E-Colon. LOB-National 8, American 4. 2B-D. Lee, Alou, Gonzalez, Roberts, Young. HR-A. Jones, Teixeira, Tejada.

National						American							
	IP	H	R	ER	BB	SO		IP	H	R	ER	BB	SO
National	0	0	0	0	0	0	2	1	2	5	11	0	0
American	0	1	2	2	0	2	0	0	X	7	11	1	1

National						American							
	IP	H	R	ER	BB	SO		IP	H	R	ER	BB	SO
Carpenter	1.0	2	0	0	0	0	Buehrle (W)	2.0	3	0	0	0	3
Smoltz (L)	1.0	2	1	1	0	0	Colon	1.0	1	0	0	0	0
Oswalt	1.0	2	2	1	1	0	Santana	1.0	1	0	1	0	1
Hernandez	1.0	2	2	2	1	0	Clement	1.0	0	0	0	1	1
Clemens	1.0	0	0	0	0	0	Garland	1.0	0	0	0	2	0
Willis	1.0	2	2	2	1	0	Rogers	1.0	3	2	2	0	1
Lidge	1.0	0	0	0	0	3	Nathan	1.0	2	1	1	0	0
Peavy	0.2	1	0	0	0	1	Wickman	0.0	0	1	1	1	0
C. Cordero	0.1	0	0	0	0	1	Ryan	0.2	1	1	1	0	0
							Rivera (S)	0.1	0	0	0	0	1

T-2:41. A-41,617. Umpires-West, T. Welke, Cooper, DiMuro, Bucknor, Fletcher

ALL-STAR GAME HISTORY



TIGERS ALL-STAR GAME SELECTIONS

1933 Charlie Gehring (2B)	1949 George Kell (3B)	1964 Bill Freehan+ (C)	1984 Willie Hernandez (P)	Placido Polanco (2B)
1934 Tommy Bridges+ (P)	Virgil Trucks (P)	Al Kaline* (OF)	Chet Lemon (OF)	Ivan Rodriguez (C)
Mickey Cochrane (C)	Vic Wertz (OF)	Jerry Lumpe+ (2B)	Jack Morris (P)	Justin Verlander (P)
Charlie Gehring (2B)	1950	1965	Lance Parrish (C)	2008
1935	Hoot Evers (OF)	Bill Freehan (C)	Alan Trammell* (SS)	Carlos Guillen (3B)
Tommy Bridges+ (P)	Ted Gray (P)	Willie Horton (OF)	Lou Whitaker (2B)	2009
Mickey Cochrane+ (2C)	Art Houtteman (P)	Al Kaline (OF)	1985	Curtis Granderson (OF)
Charlie Gehring (2B)	George Kell (3B)	Dick McAuliffe (SS)	Willie Hernandez+ (P)	Brandon Inge (3B)
Schoolboy Rowe+ (P)	1951	1966	Jack Morris (P)	Edwin Jackson (P)
1936	Fred Hutchinson (P)	Norm Cash (1B)	Lance Parrish* (C)	Justin Verlander+ (P)
Tommy Bridges* (P)	George Kell (3B)	Bill Freehan (C)	Dan Petry (P)	2010
Charlie Gehring (2B)	Vic Wertz (OF)	Al Kaline (OF)	Alan Trammell (SS)	Miguel Cabrera (1B)
Goose Goslin (OF)	1952	Dick McAuliffe (SS)	Lou Whitaker (2B)	Jose Valverde (P)
Schoolboy Rowe (P)	Vic Wertz+ (OF)	Denny McLain (P)	1986	Justin Verlander (P)
1937	1953	1967	Willie Hernandez (P)	2011
Tommy Bridges (P)	Harvey Kuenn (SS)	Bill Freehan (C)	Lance Parrish (C)	Alex Avila (C)
Charlie Gehring (2B)	1954	Al Kaline* (OF)	Lou Whitaker (2B)	Miguel Cabrera (1B)
Hank Greenberg+ (1B)	Ray Boone (3B)	Dick McAuliffe (SS)	1987	Jhonny Peralta (SS)
Gee Walker* (OF)	Harvey Kuenn+ (SS)	1968	Jack Morris (P)	Jose Valverde+ (P)
1938	1955	Bill Freehan (C)	Matt Nokes (C)	Justin Verlander+ (P)
Charlie Gehring (2B)	Billy Hoelt+ (P)	Willie Horton (OF)	Alan Trammell (SS)	2012
Hank Greenberg* (1B)	Al Kaline (OF)	Denny McLain (P)	Lou Whitaker* (2B)	Miguel Cabrera (3B)
Vern Kennedy+ (P)	Harvey Kuenn (SS)	Don Wert (3B)	1988	Prince Fielder (1B)
Rudy York (C)	1956	1969	Doyle Alexander+ (P)	Justin Verlander (P)
1939	Ray Boone (3B)	Bill Freehan (C)	Alan Trammell (SS)	2013
Tommy Bridges (P)	Al Kaline (OF)	Mickey Lolich+ (P)	1989	Miguel Cabrera (3B)
Hank Greenberg (1B)	Harvey Kuenn (SS)	Denny McLain (P)	Mike Henneman+ (P)	Prince Fielder (1B)
Bobo Newsum+ (P)	Charlie Maxwell (OF)	1970	1990	Torii Hunter (OF)
1940	Jim Bunning (P)	Bill Freehan (C)	Cecil Fielder (1B)	Jhonny Peralta (SS)
Tommy Bridges+ (P)	Al Kaline (OF)	Willie Horton (OF)	Alan Trammell (SS)	Max Scherzer (P)
Hank Greenberg (1B)	Harvey Kuenn (SS)	1971	1991	Justin Verlander+ (P)
Bobo Newsum (P)	Charlie Maxwell (OF)	Norm Cash (1B)	Cecil Fielder (1B)	2014
1941	1957	Bill Freehan (C)	Travis Fryman (SS)	Miguel Cabrera (1B)
Al Benton+ (P)	Al Kaline (OF)	Al Kaline (OF)	1992	Ian Kinsler (2B)
Birdie Tebbetts+ (C)	Harvey Kuenn (OF)	Mickey Lolich (P)	Travis Fryman (SS)	Victor Martinez* (DH)
Rudy York (1B)	1959 (Game One)	1972	1993	Max Scherzer (P)
1942	Jim Bunning (P)	Norm Cash (1B)	Cecil Fielder (1B)	2015
Al Benton (P)	Al Kaline (OF)	Bill Freehan (C)	Travis Fryman (SS)	Miguel Cabrera* (1B)
Hal Newhouser+ (P)	Harvey Kuenn (OF)	Mickey Lolich (P)	1994	Jose Iglesias (SS)
Birdie Tebbetts (C)	1959 (Game Two)	1973	Travis Fryman (3B)	J.D. Martinez (OF)
Rudy York (1B)	Al Kaline (OF)	Ed Brinkman (SS)	Mickey Tettleton (C)	David Price (P)
1943	Harvey Kuenn* (OF)	Bill Freehan+ (C)	1995	2016
Hal Newhouser (P)	1960 (Game One)	Willie Horton (OF)	David Wells (P)	Miguel Cabrera (1B)
Dick Wakefield (OF)	Al Kaline (OF)	1974	1996	2017
Rudy York (1B)	Frank Lary (P)	John Hiller+ (P)	Travis Fryman (3B)	Michael Fulmer+ (P)
1944	1960 (Game Two)	Al Kaline (OF)	1997	Justin Upton (OF)
Pinky Higgins (3B)	Al Kaline (OF)	John Hiller+ (P)	Justin Thompson (P)	2018
Hal Newhouser (P)	Frank Lary (P)	Al Kaline (OF)	1998	Joe Jimenez (P)
Dizzy Trout+ (P)	1961 (Game One)	John Hiller+ (P)	Damion Easley (2B)	Shane Greene (P)
Rudy York+ (1B)	Jim Bunning (P)	Al Kaline (OF)	1999	2021
1945	Norm Cash (1B)	John Hiller+ (P)	Brad Ausmus (C)	Gregory Soto (P)
Hank Greenberg+ (1B)	Al Kaline (OF)	Al Kaline (OF)	2000	2022
1946	Frank Lary (P)	John Hiller+ (P)	Todd Jones (P)	Miguel Cabrera (DH)
Hal Newhouser (P)	1961 (Game Two)	Al Kaline (OF)	2001	Gregory Soto (P)
1947	1962 (Game One)	John Hiller+ (P)	Tony Clark (1B)	
George Kell (3B)	Hank Aguirre+ (P)	Al Kaline (OF)	2002	
Pat Mullin+ (OF)	Jim Bunning (P)	Al Kaline (OF)	Robert Fick (OF)	
Hal Newhouser (P)	Norm Cash (1B)	Al Kaline (OF)	2003	
Dizzy Trout+ (P)	1962 (Game Two)	Al Kaline (OF)	Dmitri Young+ (OF)	
1948	Jim Bunning (P)	Al Kaline (OF)	2004	
Hoot Evers (OF)	Rocky Colavito (OF)	Al Kaline (OF)	Carlos Guillen+ (SS)	
George Kell+ (3B)	1962 (Game Two)	Al Kaline (OF)	Ivan Rodriguez (C)	
Pat Mullin (OF)	Hank Aguirre (P)	Al Kaline (OF)	2005	
Hal Newhouser (P)	Jim Bunning (P)	Al Kaline (OF)	Ivan Rodriguez (C)	
1949	Rocky Colavito (OF)	Al Kaline (OF)	2006	
Hoot Evers (OF)	1962 (Game Two)	Al Kaline (OF)	Magglio Ordoñez (OF)	
George Kell+ (3B)	Hank Aguirre (P)	Al Kaline (OF)	Ivan Rodriguez (C)	
Pat Mullin (OF)	Jim Bunning (P)	Al Kaline (OF)	Kenny Rogers (P)	
Hal Newhouser (P)	Rocky Colavito (OF)	Al Kaline (OF)	2007	
Note: No game was	Al Kaline (OF)	Al Kaline (OF)	Carlos Guillen (SS)	
played in 1945,	1963	Aurelio Lopez+ (P)	Magglio Ordoñez (OF)	
although teams were	Jim Bunning (P)	Lance Parrish (C)		
selected	Al Kaline (OF)	Lou Whitaker (2B)		

Bold Voted to start or started
*Selected but replaced due to injury
+Selected but did not appear in game

POSTSEASON HISTORY





1907 WORLD SERIES

CHICAGO (NL) 4 -- DETROIT (AL) 0

Game 1 • October 8, 1907

DETROIT	0 0 0 0 0 3 0 0 0 0	R H E
CHICAGO	0 0 0 1 0 0 0 2 0 0 0	3 9 3
		3 10 5

Pitchers: Donovan vs. Overall, Reulbach (10)
Attendance: 24,377

Game 2 • October 9, 1907

DETROIT	0 1 0 0 0 0 0 0	R H E
CHICAGO	0 1 0 2 0 0 0 0 x	1 10 1
		3 8 1

Pitchers: MULLIN vs. PFIESTER
Attendance: 21,901

Game 3 • October 10, 1907

DETROIT	0 0 0 0 0 1 0 0 0	R H E
CHICAGO	0 1 0 3 1 0 0 0 x	1 6 1
		5 10 1

Pitchers: SIEVER, Killian (5) vs. REULBACH
Attendance: 13,114

Game 4 • October 11, 1907

CHICAGO	0 0 0 0 2 0 3 0 1	R H E
DETROIT	0 0 0 1 0 0 0 0 0	6 7 2
		1 5 2

Pitchers: OVERALL vs. DONOVAN
Attendance: 11,306

Game 5 • October 12, 1907

CHICAGO	1 1 0 0 0 0 0 0	R H E
DETROIT	0 0 0 0 0 0 0 0	2 7 1
		0 7 2

Pitchers: BROWN vs. MULLIN
Attendance: 7,370

TIGERS STATISTICS FROM THE 1907 WORLD SERIES

Player	AVG	G	AB	R	H	TB	2B	3B	HR	RBI	SH	SF	HB	BB	SO	SB	CS	OBP	SLG	E
Archer, Jimmy	.000	1	3	0	0	0	0	0	0	0	0	0	0	0	1	0	0	.000	.000	0
Cobb, Ty	.200	5	20	1	4	6	0	1	0	0	0	0	1	0	3	0	1	.238	.300	0
Coughlin, Bill	.250	5	20	0	5	5	0	0	0	0	0	0	1	4	1	0	0	.286	.250	2
Crawford, Sam	.238	5	21	1	5	6	1	0	0	3	0	0	0	0	3	0	0	.238	.286	0
Donovan, Wild Bill	.000	2	8	0	0	0	0	0	0	0	0	0	0	0	3	0	0	.000	.000	0
Jones, Davy	.353	5	17	1	6	6	0	0	0	0	1	0	0	4	0	3	1	.476	.353	1
Killian, Ed	.500	1	2	1	1	1	0	0	0	0	0	0	0	0	0	0	0	.500	.500	0
Mullin, George	.000	2	6	0	0	0	0	0	0	0	0	0	0	0	1	0	0	.000	.000	0
O'Leary, Charley	.059	5	17	0	1	1	0	0	0	0	1	0	0	1	3	0	1	.111	.059	2
Payne, Fred	.250	2	4	0	1	1	0	0	0	1	0	0	0	0	0	1	0	.250	.250	1
Rossmann, Claud	.400	5	20	1	8	10	0	1	0	2	0	0	0	1	0	1	0	.429	.500	1
Schaefer, Germany	.143	5	21	1	3	3	0	0	0	0	1	0	0	0	3	0	2	.143	.143	0
Schmidt, Boss	.167	4	12	0	2	2	0	0	0	0	0	0	0	2	1	0	0	.286	.167	2
Siever, Ed	.000	1	1	0	0	0	0	0	0	0	0	0	0	0	0	0	0	.000	.000	0
Totals	.209	5	172	6	36	41	1	2	0	6	3	0	1	9	22	6	5	.253	.238	9

Pitcher	W-L	ERA	G	GS	CG	SHO	SV	IP	H	AB	R	ER	HR	HB	BB	SO	WP	BK	AVG
Donovan, Wild Bill	0-1	1.71	2	2	2	0	0	21.0	17	72	9	4	0	3	5	16	0	0	.236
Mullin, George	0-2	2.12	2	2	2	0	0	17.0	16	62	5	4	0	1	6	8	0	0	.258
Killian, Ed	0-0	2.25	1	0	0	0	0	4.0	3	15	1	1	0	0	1	1	0	0	.200
Siever, Ed	0-1	4.50	1	1	0	0	0	4.0	7	18	4	2	0	0	0	1	0	0	.389
Totals	0-4	2.15	5	5	4	0	0	46.0	43	167	19	11	0	4	12	26	0	0	.257

1908 WORLD SERIES



CHICAGO (NL) 4 -- DETROIT (AL) 1

Game 1 • October 10, 1908

CHICAGO	0 0 4 0 0 1 0 5	R H E
DETROIT	1 0 0 0 0 3 2 0	10 14 2 6 10 3

Pitchers: Ruelbach, Overall (7), BROWN (8) vs. Killian, SUMMERS (3)
Attendance: 10,812

Game 2 • October 11, 1908

DETROIT	0 0 0 0 0 0 0 1	R H E
CHICAGO	0 0 0 0 0 0 6 x	1 4 1 6 7 1

Pitchers: DONOVAN vs. OVERALL
HR: Tinker (CHC)
Attendance: 17,760

Game 3 • October 12, 1908

DETROIT	1 0 0 0 0 5 0 2 0	R H E
CHICAGO	0 0 0 3 0 0 0 0 0	8 12 4 3 7 0

Pitchers: MULLIN vs. PFEISTER, Ruelbach (9)
Attendance: 14,543

Game 4 • October 13, 1908

CHICAGO	0 0 2 0 0 0 0 0 1	R H E
DETROIT	0 0 0 0 0 0 0 0 0	3 10 0 0 4 1

Pitchers: BROWN vs. SUMMERS, Winter (9)
Attendance: 12,907

Game 5 • October 14, 1908

CHICAGO	1 0 0 0 1 0 0 0 0 0	R H E
DETROIT	0 0 0 0 0 0 0 0 0 0	2 10 0 0 3 0

Pitchers: OVERALL vs. DONOVAN
Attendance: 6,210

TIGERS STATISTICS FROM THE 1908 WORLD SERIES

Player	AVG	G	AB	R	H	TB	2B	3B	HR	RBI	SH	SF	HB	BB	SO	SB	CS	OBP	SLG	E
Cobb, Ty	.368	5	19	3	7	8	1	0	0	4	1	0	0	1	2	2	1	.400	.421	1
Coughlin, Bill	.125	3	8	0	1	1	0	0	0	1	0	1	1	0	1	0	0	.200	.125	1
Crawford, Sam	.238	5	21	2	5	6	1	0	0	1	0	0	0	1	2	0	0	.273	.286	0
Donovan, Wild Bill	.000	2	4	0	0	0	0	0	0	0	1	0	0	1	1	1	0	.200	.000	1
Downs, Red	.167	2	6	1	1	2	1	0	0	1	0	0	0	1	2	0	0	.286	.333	1
Jones, Davy	.000	3	2	1	0	0	0	0	0	0	0	0	0	1	1	0	0	.333	.000	0
McIntyre, Matty	.222	5	18	2	4	5	1	0	0	0	0	0	1	3	2	1	0	.364	.278	1
Mullin, George	.333	1	3	1	1	1	0	0	0	1	0	0	0	1	0	0	0	.500	.333	0
O'Leary, Charley	.158	5	19	2	3	3	0	0	0	0	1	0	0	0	3	0	0	.158	.158	1
Rossman, Claud	.211	5	19	3	4	4	0	0	0	3	0	0	0	1	4	1	0	.250	.211	2
Schaefer, Germany	.125	5	16	0	2	2	0	0	0	0	1	0	0	1	4	1	1	.176	.125	1
Schmidt, Boss	.071	4	14	0	1	1	0	0	0	1	0	0	0	0	2	0	0	.071	.071	0
Summers, Ed	.200	2	5	0	1	1	0	0	0	1	0	0	0	0	2	0	0	.200	.200	0
Thomas, Ira	.500	2	4	0	2	3	1	0	0	1	0	0	0	1	0	0	0	.600	.750	0
Totals	.203	5	158	15	32	37	5	0	0	14	4	1	2	12	26	6	2	.266	.234	9

Pitcher	W-L	ERA	G	GS	CG	SHO	SV	IP	H	AB	R	ER	HR	HB	BB	SO	WP	BK	AVG
Donovan, Wild Bill	0-2	4.24	2	2	2	0	0	17.0	17	60	8	8	1	0	4	10	1	0	.283
Killian, Ed	0-2	11.57	1	1	0	0	0	2.1	5	12	4	3	0	0	3	1	0	0	.417
Mullin, George	1-0	0.00	1	1	1	0	0	9.0	7	32	3	0	0	0	1	8	0	0	.219
Summers, Ed	0-2	4.30	2	1	0	0	0	14.2	18	56	8	7	0	0	4	7	0	0	.321
Winter, George	0-0	0.00	1	0	0	0	0	1.0	1	4	1	0	0	0	1	0	0	0	.250
Totals	1-4	3.68	5	5	3	0	0	44.0	48	164	24	18	1	0	13	26	1	0	.293



1909 WORLD SERIES

PITTSBURGH (NL) 4 -- DETROIT (AL) 3

Game 1 • October 8, 1909

DETROIT	1 0 0 0 0 0 0	R	H	E
PITTSBURGH	0 0 0 1 2 1 0 0 x	1	6	4
		4	5	0

Pitchers: MULLIN vs. ADAMS
 HR: Clarke (PIT)
 Attendance: 29,264

Game 2 • October 9, 1909

DETROIT	0 2 3 0 2 0 0 0 0	R	H	E
PITTSBURGH	2 0 0 0 0 0 0 0 0	7	9	2
		2	5	1

Pitchers: DONOVAN vs. CAMINTZ, Willis (3)
 Attendance: 30,915

Game 3 • October 11, 1909

PITTSBURGH	5 1 0 0 0 0 0 0 2	R	H	E
DETROIT	0 0 0 0 0 0 4 0 2	8	10	2
		6	11	5

Pitchers: MADDOX vs. SUMMERS, Willett (1), Works (8)
 Attendance: 18,277

Game 4 • October 12, 1909

PITTSBURGH	0 0 0 0 0 0 0 0 0	R	H	E
DETROIT	0 2 0 3 0 0 0 0 x	0	5	6
		5	8	0

Pitchers: LEIFIELD, Phillippe (5) vs. MULLIN
 Attendance: 17,036

Game 5 • October 13, 1909

DETROIT	1 0 0 0 0 2 0 1 0	R	H	E
PITTSBURGH	1 1 1 0 0 0 4 1 x	4	6	1
		8	10	2

Pitchers: SUMMERS, Willett (8) vs. ADAMS
 HR: D. Jones (DET), Crawford (DET), Clarke (PIT)
 Attendance: 21,706

Game 6 • October 14, 1909

PITTSBURGH	3 0 0 0 0 0 0 0 1	R	H	E
DETROIT	1 0 0 2 1 1 0 0 x	4	8	1
		5	10	2

Pitchers: WILLIS, Camnitz (6), Phillippe (7) vs. MULLIN
 Attendance: 10,535

Game 7 • October 16, 1909

PITTSBURGH	0 2 0 2 0 3 0 1 0	R	H	E
DETROIT	0 0 0 0 0 0 0 0 0	8	7	0
		0	6	3

Pitchers: ADAMS vs. DONOVAN, Mullin (4)
 Attendance: 17,562

TIGERS STATISTICS FROM THE 1909 WORLD SERIES

Player	AVG	G	AB	R	H	TB	2B	3B	HR	RBI	SH	SF	HB	BB	SO	SB	CS	OBP	SLG	E
Bush, Donie	.261	7	23	5	6	7	1	0	0	3	2	0	2	5	3	1	2	.433	.304	5
Cobb, Ty	.231	7	26	3	6	9	3	0	0	5	0	0	1	2	2	2	1	.310	.346	1
Crawford, Sam	.250	7	28	4	7	13	3	0	1	4	0	0	0	1	1	1	0	.276	.464	2
Delahanty, Jim	.346	7	26	2	9	13	4	0	0	4	0	0	1	2	5	0	0	.414	.500	2
Donovan, Wild Bill	.000	2	4	0	0	0	0	0	0	0	0	0	0	0	1	0	0	.000	.000	1
Jones, Davy	.233	7	30	6	7	10	0	0	1	1	0	0	0	2	1	1	2	.281	.333	1
Jones, Tom	.250	7	24	3	6	7	1	0	0	2	1	0	0	2	0	1	0	.308	.292	1
McIntyre, Matty	.000	4	3	0	0	0	0	0	0	0	0	0	0	0	1	0	0	.000	.000	0
Moriarty, George	.273	7	22	4	6	7	1	0	0	1	0	0	0	3	1	0	1	.360	.318	0
Mullin, George	.188	6	16	1	3	4	1	0	0	0	0	0	0	1	3	0	0	.235	.250	0
O'Leary, Charley	.000	1	3	0	0	0	0	0	0	0	0	0	0	0	0	0	0	.000	.000	0
Schmidt, Boss	.222	6	18	0	4	6	2	0	0	4	0	0	0	2	0	0	0	.300	.333	4
Stanage, Oscar	.200	2	5	0	1	1	0	0	0	2	1	0	0	0	2	0	0	.200	.200	0
Summers, Ed	.000	2	3	0	0	0	0	0	0	0	0	0	0	0	2	0	0	.000	.000	0
Willett, Ed	.000	2	2	0	0	0	0	0	0	0	0	0	0	0	0	0	0	.000	.000	1
Totals	.236	7	233	28	55	77	16	0	2	26	4	0	4	20	22	6	6	.307	.330	18

Pitcher	W-L	ERA	G	GS	CG	SHO	SV	IP	H	AB	R	ER	HR	HB	BB	SO	WP	BK	AVG
Donovan, Wild Bill	1-1	3.00	2	2	1	0	0	12.0	7	38	4	4	0	1	8	7	0	0	.184
Mullin, George	2-1	2.25	4	3	3	1	0	32.0	23	117	14	8	1	2	8	20	0	0	.197
Summers, Ed	0-2	8.59	2	2	0	0	0	7.1	13	34	13	7	1	1	4	4	2	0	.382
Willett, Ed	0-0	0.00	2	0	0	0	0	7.2	3	25	1	0	0	2	0	1	0	0	.120
Works, Ralph	0-0	9.00	1	0	0	0	0	2.0	4	9	2	2	0	0	2	0	0	0	.444
Totals	3-4	3.10	7	7	4	1	0	61.0	50	223	34	21	2	6	20	34	2	0	.224

1934 WORLD SERIES



ST. LOUIS [NL] 4 -- DETROIT [AL] 3

Game 1 • October 3, 1934

ST. LOUIS	0 21 0 14 0 0 0	R H E
DETROIT	0 01 0 01 0 10	8 13 2 3 8 5

Pitchers: D. DEAN vs. CROWDER, Marberry (6), Hogsett (6)
HR: Medwick (STL), Greenberg (DET)
Attendance: 42,505

Game 2 • October 4, 1934

ST. LOUIS	0 11 0 00 0 00 0 0 0	R H E
DETROIT	0 0 0 100 0 01 0 0 1	2 7 3 3 7 0

Pitchers: Hallahan, WALKER (9) vs. ROWE
Attendance: 43,451

Game 3 • October 5, 1934

DETROIT	0 0 0 0 0 0 0 1	R H E
ST. LOUIS	1 10 0 20 0 0 x	1 8 2 4 9 1

Pitchers: BRIDGES, Hogsett (5) vs. P. DEAN
Attendance: 34,073

Game 4 • October 6, 1934

DETROIT	0 0 3 1 0 0 1 5 0	R H E
ST. LOUIS	0 1 1 2 0 0 0 0 0	10 13 1 4 10 5

Pitchers: AUKER vs. Carleton, Vance (3), WALKER (5),
 Haines (8), Mooney (9)
Attendance: 37,492

Game 5 • October 7, 1934

DETROIT	0 10 0 0 2 0 0 0	R H E
ST. LOUIS	0 0 0 0 0 0 1 0 0	3 7 0 1 7 1

Pitchers: BRIDGES vs. D. DEAN, Carleton (9)
HR: Gehringer (DET), Delancey (STL)
Attendance: 38,536

Game 6 • October 8, 1934

ST. LOUIS	1 0 0 0 2 0 1 0 0	R H E
DETROIT	0 0 1 0 0 2 0 0 0	4 10 2 3 7 1

Pitchers: P. DEAN vs. ROWE
Attendance: 44,551

Game 7 • October 9, 1934

ST. LOUIS	0 0 7 0 0 2 2 0 0	R H E
DETROIT	0 0 0 0 0 0 0 0 0	11 17 1 0 6 3

Pitchers: D. DEAN vs. AUKER, Rowe (3), Hogsett (3),
 Bridges (4), Marberry (8), Crowder (9)
Attendance: 40,902

TIGERS STATISTICS FROM THE 1934 WORLD SERIES

Player	AVG	G	AB	R	H	TB	2B	3B	HR	RBI	SH	SF	HB	BB	SO	SB	CS	OBP	SLG	E
Auker, Eldon	.000	2	4	0	0	0	0	0	0	0	1	0	0	0	2	0	0	.000	.000	0
Bridges, Tommy	.143	3	7	0	1	1	0	0	0	0	0	0	0	1	4	0	0	.250	.143	0
Cochrane, Mickey	.214	7	28	2	6	7	1	0	0	1	1	0	0	4	3	0	0	.313	.250	0
Crowder, General	.000	2	1	0	0	0	0	0	0	0	0	0	0	0	0	0	0	.000	.000	0
Doljack, Frank	.000	2	2	0	0	0	0	0	0	0	0	0	0	0	0	0	0	.000	.000	0
Fox, Pete	.286	7	28	1	8	14	6	0	0	2	0	0	0	1	4	0	0	.310	.500	0
Gehringer, Charlie	.379	7	29	5	11	15	1	0	1	2	1	0	0	3	0	1	0	.438	.517	3
Goslin, Goose	.241	7	29	2	7	8	1	0	0	2	1	0	0	3	1	0	1	.313	.276	2
Greenberg, Hank	.321	7	28	4	9	16	2	1	1	7	0	0	0	4	9	1	0	.406	.571	1
Hayworth, Ray	.000	1	0	0	0	0	0	0	0	0	0	0	0	0	0	0	0	.000	.000	0
Hogsett, Chief	.000	3	3	0	0	0	0	0	0	0	0	0	0	0	1	0	0	.000	.000	0
Owen, Marv	.069	7	29	0	2	2	0	0	0	1	0	0	0	1	0	0	0	.100	.069	2
Rogell, Billy	.276	7	29	3	8	9	1	0	0	4	0	0	0	1	4	1	0	.300	.310	3
Rowe, Schoolboy	.000	3	7	0	0	0	0	0	0	0	2	0	0	0	5	0	0	.000	.000	0
Walker, Gee	.333	3	3	0	1	1	0	0	0	1	0	0	0	0	1	0	1	.333	.333	0
White, Jo-Jo	.130	7	23	6	3	3	0	0	0	0	0	0	1	8	4	1	2	.375	.130	1
Totals	.224	7	250	23	56	76	12	1	2	20	6	0	2	25	43	5	4	.300	.304	12

Pitcher	W-L	ERA	G	GS	CG	SHO	SV	IP	H	AB	R	ER	HR	HB	BB	SO	WP	BK	AVG
Auker, Eldon	1-1	5.56	2	2	1	0	0	11.1	16	46	8	7	0	0	5	2	0	0	.348
Bridges, Tommy	1-1	3.63	3	2	1	0	0	17.1	21	73	9	7	1	1	1	12	1	0	.288
Crowder, General	0-1	1.50	2	1	0	0	0	6.0	6	28	4	1	1	0	1	2	0	0	.214
Hogsett, Chief	0-0	1.23	3	0	0	0	0	7.1	6	26	1	1	0	0	3	3	0	0	.231
Marberry, Firpo	0-0	21.60	2	0	0	0	0	1.2	5	9	4	4	0	0	1	0	0	0	.556
Rowe, Schoolboy	1-1	2.95	3	2	2	0	0	21.1	19	80	8	7	0	0	12	0	0	0	.238
Totals	3-4	3.74	7	7	4	0	0	65.0	73	262	34	27	2	1	11	31	1	0	.279

POSTSEASON



1935 WORLD SERIES

DETROIT (AL) 4 -- CHICAGO (NL) 2

Game 1 • October 2, 1935

CHICAGO	2 0 0 0 0 0 0 1	R H E
DETROIT	0 0 0 0 0 0 0 0	3 7 0
		0 4 3

Pitchers: WARNEKE vs. ROWE
 HR: Demaree (CHC)
 Attendance: 47,391

Game 2 • October 3, 1935

CHICAGO	0 0 0 0 1 0 2 0 0	R H E
DETROIT	4 0 0 3 0 0 1 0 x	3 6 1
		8 9 2

Pitchers: ROOT, Henshaw (1), Kowalik (4) vs. BRIDGES
 HR: Greenberg (DET)
 Attendance: 46,742

Game 3 • October 4, 1935

DETROIT	0 0 0 0 0 1 0 4 0 0 1	R H E
CHICAGO	0 2 0 0 1 0 0 0 2 0 0	6 12 2
		5 10 3

Pitchers: Auker, Hogsett (7), ROWE (8) vs. Lee, Warneke (8),
 FRENCH (10)
 HR: Demaree (CHC)
 Attendance: 45,532

Game 4 • October 5, 1935

DETROIT	0 0 1 0 0 1 0 0 0	R H E
CHICAGO	0 1 0 0 0 0 0 0 0	2 7 0
		1 5 2

Pitchers: CROWDER vs. CARLETON, Root (8)
 HR: Hartnett (CHC)
 Attendance: 49,350

Game 5 • October 6, 1935

DETROIT	0 0 0 0 0 0 0 0 1	R H E
CHICAGO	0 0 2 0 0 0 1 0 x	1 7 1
		3 8 0

Pitchers: ROWE vs. WARNEKE, Lee (7)
 HR: Klein (CHC)
 Attendance: 49,237

Game 6 • October 7, 1935

CHICAGO	0 0 1 0 2 0 0 0 0	R H E
DETROIT	1 0 0 1 0 1 0 0 1	3 12 0
		4 12 1

Pitchers: FRENCH vs. BRIDGES
 HR: Herman (CHC)
 Attendance: 48,420

TIGERS STATISTICS FROM THE 1935 WORLD SERIES

Player	AVG	G	AB	R	H	TB	2B	3B	HR	RBI	SH	SF	HB	BB	SO	SB	CS	OBP	SLG	E
Auker, Eldon	.000	1	2	0	0	0	0	0	0	0	0	0	0	0	1	0	0	.000	.000	0
Bridges, Tommy	.125	2	8	1	1	1	0	0	0	1	0	0	0	0	3	0	0	.125	.125	0
Clifton, Flea	.000	4	16	1	0	0	0	0	0	0	0	0	0	2	4	0	0	.111	.000	1
Cochrane, Mickey	.292	6	24	3	7	8	1	0	0	1	0	0	0	4	1	0	0	.393	.333	1
Crowder, General	.333	1	3	1	1	1	0	0	0	0	0	0	0	1	0	0	0	.500	.333	0
Fox, Pete	.385	6	26	1	10	15	3	1	0	4	0	0	0	0	1	0	0	.385	.577	1
Gehring, Charlie	.375	6	24	4	9	12	3	0	0	4	1	0	0	2	1	1	0	.423	.500	0
Goslin, Goose	.273	6	22	2	6	7	1	0	0	3	0	0	0	5	0	0	0	.407	.318	1
Greenberg, Hank	.167	2	6	1	1	4	0	0	1	2	0	0	1	1	0	0	0	.375	.667	3
Owen, Marv	.050	6	20	2	1	1	0	0	0	1	1	0	1	2	3	0	0	.174	.050	1
Rogell, Billy	.292	6	24	1	7	9	2	0	0	1	0	0	0	2	5	0	1	.346	.375	0
Rowe, Schoolboy	.250	3	8	0	2	3	1	0	0	0	0	0	0	0	1	0	0	.250	.375	1
Walker, Gee	.250	3	4	1	1	1	0	0	0	0	1	0	0	1	0	0	0	.400	.250	0
White, Jo-Jo	.263	5	19	3	5	5	0	0	0	1	0	0	0	5	7	0	0	.417	.263	0
Totals	.248	6	206	21	51	67	11	1	1	18	3	0	2	25	27	1	1	.335	.325	9

Pitcher	W-L	ERA	G	GS	CG	SHO	SV	IP	H	AB	R	ER	HR	HB	BB	SO	WP	BK	AVG
Auker, Eldon	0-0	3.00	1	1	0	0	0	6.0	6	21	3	2	1	0	2	1	0	0	.286
Bridges, Tommy	2-0	2.50	2	2	2	0	0	18.0	18	70	6	5	1	0	4	9	0	0	.257
Crowder, General	1-0	1.00	1	1	1	0	0	9.0	5	31	1	1	1	1	0	3	5	0	.161
Hogsett, Chief	0-0	0.00	1	0	0	0	0	1.0	0	2	0	0	0	1	1	0	0	0	.000
Rowe, Schoolboy	1-2	2.57	3	2	2	0	0	21.0	19	78	8	6	2	0	1	14	0	0	.244
Totals	4-2	2.29	6	6	5	0	0	55.0	48	202	18	14	5	1	11	29	0	0	.238

1940 WORLD SERIES



CINCINNATI (NL) 4 -- DETROIT (AL) 3

Game 1 • October 2, 1940

DETROIT	0 5 0 0 2 0 0 0	R H E
CINCINNATI	0 0 0 1 0 0 0 1 x	7 10 1 2 8 3

Pitchers: NEWSOM vs. DERRINGER, Moore (2), Riddle (9)
HR: Campbell (DET)
Attendance: 31,793

Game 2 • October 3, 1940

DETROIT	2 0 0 0 0 1 0 0 0	R H E
CINCINNATI	0 2 2 1 0 0 0 0 x	3 3 1 5 9 0

Pitchers: ROWE, Gorsica (4) vs. WALTERS
HR: Ripple (CIN)
Attendance: 30,640

Game 3 • October 4, 1940

CINCINNATI	1 0 0 0 0 0 1 2	R H E
DETROIT	0 0 0 1 0 0 4 2 x	4 10 1 7 13 1

Pitchers: TURNER, Moore (7), Beggs (8) vs. BRIDGES
HR: York (DET), Higgins (DET)
Attendance: 52,877

Game 4 • October 5, 1940

CINCINNATI	2 0 1 1 0 0 0 1 0	R H E
DETROIT	0 0 1 0 0 1 0 0 0	5 11 1 2 5 1

Pitchers: DERRINGER vs. TROUT, Smith (3), McKain (7)
Attendance: 54,093

Game 5 • October 6, 1940

CINCINNATI	0 0 0 0 0 0 0 0	R H E
DETROIT	0 0 3 4 0 0 0 1 x	0 3 0 8 13 0

Pitchers: THOMPSON, Moore (4), Vander Meer (5), Hutchings (8) vs. NEWSOM
HR: Greenberg (DET)
Attendance: 55,189

Game 6 • October 7, 1940

DETROIT	0 0 0 0 0 0 0 0	R H E
CINCINNATI	2 0 0 0 0 1 0 1 x	0 5 0 4 10 2

Pitchers: ROWE, Gorsica (1), Hutchinson (8) vs. WALTERS
HR: Walters (CIN)
Attendance: 30,481

Game 7 • October 8, 1940

DETROIT	0 0 1 0 0 0 0 0	R H E
CINCINNATI	0 0 0 0 0 0 2 0 x	1 7 0 2 7 1

Pitchers: NEWSOM vs. DERRINGER
Attendance: 26,854

TIGERS STATISTICS FROM THE 1940 WORLD SERIES

Player	AVG	G	AB	R	H	TB	2B	3B	HR	RBI	SH	SF	HB	BB	SO	SB	CS	OBP	SLG	E
Averill, Earl	.000	3	3	0	0	0	0	0	0	0	0	0	0	0	0	0	0	.000	.000	0
Bartell, Dick	.269	7	26	2	7	9	2	0	0	3	0	0	0	3	3	0	0	.345	.346	1
Bridges, Tommy	.000	1	3	0	0	0	0	0	0	0	0	0	0	0	1	0	0	.000	.000	0
Campbell, Bruce	.360	7	25	4	9	13	1	0	1	5	1	0	0	4	4	0	2	.448	.520	0
Croucher, Frank	.000	1	0	0	0	0	0	0	0	0	0	0	0	0	0	0	0	.000	.000	0
Fox, Pete	.000	1	1	0	0	0	0	0	0	0	0	0	0	0	0	0	0	.000	.000	0
Gehring, Charlie	.214	7	28	3	6	6	0	0	0	1	0	0	0	2	0	0	0	.267	.214	0
Gorsica, Johnny	.000	2	4	0	0	0	0	0	0	0	0	0	0	0	2	0	0	.000	.000	0
Greenberg, Hank	.357	7	28	5	10	17	2	1	1	6	0	0	0	2	5	0	0	.400	.607	0
Higgins, Mike	.333	7	24	2	8	16	3	1	1	6	0	0	0	3	3	0	0	.407	.667	2
McCosky, Barney	.304	7	23	5	7	8	1	0	0	1	0	0	0	7	0	0	0	.467	.348	0
Newsom, Bobo	.100	3	10	1	1	1	0	0	0	0	2	0	0	0	1	0	0	.100	.100	0
Rowe, Schoolboy	.000	2	1	0	0	0	0	0	0	0	0	0	0	0	1	0	0	.000	.000	0
Smith, Clay	.000	1	1	0	0	0	0	0	0	0	0	0	0	0	1	0	0	.000	.000	0
Sullivan, Billy	.154	5	13	3	2	2	0	0	0	0	0	0	0	5	2	0	0	.389	.154	0
Tebbetts, Birdie	.000	4	11	0	0	0	0	0	0	0	0	0	0	0	0	0	0	.000	.000	1
Trout, Dizzy	.000	1	1	0	0	0	0	0	0	0	0	0	0	0	0	0	0	.000	.000	0
York, Rudy	.231	7	26	3	6	11	0	1	1	2	0	0	0	4	7	0	0	.333	.423	0
Totals	.246	7	228	28	56	83	9	3	4	24	3	0	0	30	30	0	2	.333	.364	4

Pitcher	W-L	ERA	G	GS	CG	SHO	SV	IP	H	AB	R	ER	HR	HB	BB	SO	WP	BK	AVG
Bridges, Tommy	1-0	3.00	1	1	1	0	0	9.0	10	37	4	3	0	0	1	5	0	0	.270
Gorsica, Johnny	0-0	0.79	2	0	0	0	0	11.1	6	39	1	1	0	0	4	4	0	0	.154
Hutchinson, Fred	0-0	9.00	1	0	0	0	0	1.0	1	4	1	1	1	0	1	1	0	0	.250
McKain, Archie	0-0	3.00	1	0	0	0	0	3.0	4	12	1	1	0	0	0	0	1	0	.333
Newsom, Bobo	2-1	1.38	3	3	3	1	0	26.0	18	92	4	4	0	0	4	17	0	0	.196
Rowe, Schoolboy	0-2	17.18	2	2	0	0	0	3.2	12	22	7	7	1	0	1	1	0	0	.545
Smith, Clay	0-0	2.25	1	0	0	0	0	4.0	1	13	1	1	0	0	3	1	0	0	.077
Trout, Dizzy	0-1	9.00	1	1	0	0	0	2.0	6	13	3	2	0	0	1	1	0	0	.462
Totals	3-4	3.00	7	7	4	0	0	60.0	58	232	22	20	2	0	15	30	1	0	.250

POSTSEASON



1945 WORLD SERIES

DETROIT (AL) 4 -- CHICAGO (NL) 3

Game 1 • October 3, 1945

CHICAGO	4	0	3	0	0	2	0		R	H	E
DETROIT	0	0	0	0	0	0	0		9	13	0
									0	6	0

Pitchers: BOROWY vs. NEWHOUSER, Benton (3), Tobin (5), Mueller (8)
HR: Cavarretta (CHC)
Attendance: 54,637

Game 2 • October 4, 1945

CHICAGO	0	0	0	1	0	0	0		R	H	E
DETROIT	0	0	0	4	0	0	0		1	7	0
									4	7	0

Pitchers: WYSE, Erickson (7) vs. TRUCKS
HR: Greenberg (DET)
Attendance: 53,636

Game 3 • October 5, 1945

CHICAGO	0	0	0	2	0	1	0		R	H	E
DETROIT	0	0	0	0	0	0	0		3	8	0
									0	1	2

Pitchers: PASSEAU vs. OVERMIRE, Benton (7)
Attendance: 55,500

Game 4 • October 6, 1945

DETROIT	0	0	0	4	0	0	0		R	H	E
CHICAGO	0	0	0	0	1	0	0		4	7	1
									1	5	1

Pitchers: TROUT vs. PRIM, Derringer (4), Vandenberg (6), Erickson (8)
Attendance: 42,923

Game 5 • October 7, 1945

DETROIT	0	0	1	0	0	4	1	0	2		R	H	E
CHICAGO	0	0	1	0	0	0	0	2	0		8	11	0
											4	7	2

Pitchers: NEWHOUSER vs. BOROWY, Vandenberg (6), Chipman (6), Derringer (7), Erickson (9)
Attendance: 43,463

Game 6 • October 8, 1945

DETROIT	0	1	0	0	0	2	4	0	0	0	0	0	0		R	H	E
CHICAGO	0	0	0	0	4	1	2	0	0	0	0	1		7	13	1	
														8	15	3	

Pitchers: TRUCKS, Caster (5), Bridges (6), Benton (7), TROUT (8) vs. Passeau, Wyse (7), Prim (8), BOROWY (9)
HR: Greenberg (DET)
Attendance: 41,708

Game 7 • October 10, 1945

DETROIT	5	1	0	0	0	0	1	2		R	H	E
CHICAGO	1	0	0	1	0	0	1	0		9	9	1
										1	0	0

Pitchers: NEWHOUSER vs. BOROWY, Derringer (1), Vandenberg (2), Erickson (6), Passeau (8), Wyse (9)
Attendance: 41,590

TIGERS STATISTICS FROM THE 1945 WORLD SERIES

Player	AVG	G	AB	R	H	TB	2B	3B	HR	RBI	SH	SF	HB	BB	SO	SB	CS	OBP	SLG	E
Borom, Red	.000	2	1	0	0	0	0	0	0	0	0	0	0	0	0	0	0	.000	.000	0
Cramer, Doc	.379	7	29	7	11	11	0	0	0	4	0	0	1	1	0	1	0	.419	.379	0
Cullenbine, Roy	.227	7	22	5	7	11	2	0	0	4	1	0	0	8	2	1	0	.433	.318	0
Eaton, Zeb	.000	1	1	0	0	0	0	0	0	0	0	0	0	0	1	0	0	.000	.000	0
Greenberg, Hank	.304	7	23	7	7	16	3	0	2	7	1	0	1	6	5	0	0	.467	.696	0
Hoover, Joe	.333	1	3	1	1	1	0	0	0	1	0	0	0	0	0	0	1	.333	.333	0
Hostetler, Chuck	.000	3	3	0	0	0	0	0	0	0	0	0	0	0	0	0	0	.000	.000	0
Maier, Bob	1.000	1	1	0	1	1	0	0	0	0	0	0	0	0	0	0	0	1.000	1.000	0
Mayo, Eddie	.250	7	28	4	7	8	1	0	0	2	0	0	0	3	2	0	0	.323	.286	2
McHale, John	.000	3	3	0	0	0	0	0	0	0	0	0	0	1	0	0	0	.000	.000	0
Mierkowitz, Ed	.000	1	0	0	0	0	0	0	0	0	0	0	0	0	0	0	0	.000	.000	0
Newhouse, Hal	.000	3	8	0	0	0	0	0	0	1	0	0	0	1	1	0	0	.111	.000	1
Outlaw, Jimmy	.179	7	28	1	5	5	0	0	0	3	1	0	0	2	1	1	0	.233	.179	0
Overmire, Stubby	.000	1	1	0	0	0	0	0	0	0	0	0	0	0	0	0	0	.000	.000	0
Richards, Paul	.211	7	19	0	4	6	2	0	0	6	0	0	0	4	3	0	0	.348	.316	1
Swift, Bob	.250	3	4	1	1	1	0	0	0	0	0	0	0	2	0	0	0	.500	.250	0
Tobin, Jim	.000	1	1	0	0	0	0	0	0	0	0	0	0	0	0	0	0	.000	.000	0
Trout, Dizzy	.167	2	6	0	1	1	0	0	0	0	0	0	0	0	0	0	0	.167	.167	0
Trucks, Virgil	.000	2	4	0	0	0	0	0	0	0	0	0	0	1	1	0	0	.200	.000	0
Walker, Hub	.500	2	2	1	1	2	1	0	0	0	0	0	0	0	0	0	0	.500	1.000	0
Webb, Skeeter	.185	7	27	4	5	5	0	0	0	1	0	0	0	2	1	0	0	.241	.185	0
York, Rudy	.179	7	28	1	5	6	1	0	0	3	0	0	0	3	4	0	0	.258	.214	1
Totals	.223	7	242	32	54	70	10	0	2	32	3	0	2	33	22	3	1	.321	.289	5

Pitcher	W-L	ERA	G	GS	CG	SHO	SV	IP	H	AB	R	ER	HR	HB	BB	SO	WP	BK	AVG
Caster, George	0-0	0.00	1	0	0	0	0	0.2	0	2	0	0	0	0	0	1	0	0	.000
Mueller, Les	0-0	0.00	1	0	0	0	0	2.0	0	6	0	0	0	0	1	1	0	0	.000
Trout, Dizzy	1-1	0.66	2	1	1	0	0	13.2	9	47	2	1	0	0	3	9	0	0	.191
Benton, Al	0-0	1.93	3	0	0	0	0	4.2	6	18	1	1	0	0	0	5	0	0	.333
Overmire, Stubby	0-1	3.00	1	1	0	0	0	6.0	4	21	2	2	0	0	2	2	0	0	.190
Trucks, Virgil	1-0	3.38	2	2	1	0	0	13.1	14	51	5	5	0	0	5	7	0	0	.275
Tobin, Jim	0-0	6.00	1	0	0	0	0	3.0	4	12	2	2	1	0	1	0	0	0	.333
Newhouse, Hal	2-1	6.10	3	3	2	0	0	20.2	25	83	14	14	0	0	4	22	1	0	.301
Bridges, Tommy	0-0	16.20	1	0	0	0	0	1.2	3	7	3	3	0	0	3	1	0	0	.429
Totals	4-3	3.84	7	7	4	0	0	65.2	65	247	29	28	1	0	19	48	1	0	.263

1968 WORLD SERIES



DETROIT (AL) 4 -- ST. LOUIS (NL) 3

Game 1 • October 2, 1968

DETROIT	0 0 0	0 0 0	0 0 0	R	H	E
ST. LOUIS	0 0 0	3 0 0	1 0 x	4	6	0

Pitchers: McLAIN, Dobson (6), McMahon (8) vs. GIBSON
HR: Brock (STL)
Attendance: 54,692

Game 2 • October 3, 1968

DETROIT	0 1 1	0 0 3	1 0 2	R	H	E
ST. LOUIS	0 0 0	0 0 1	0 0 0	8	13	1

Pitchers: LOLICH vs. BRILES, Carlton (6), Willis (7), Hoerner (9)
HR: Horton (DET), Lolich (DET), Cash (DET)
Attendance: 54,692

Game 3 • October 5, 1968

ST. LOUIS	0 0 0	0 4 0	3 0 0	R	H	E
DETROIT	0 2 1	0 0 0	0 0 0	7	13	0

Pitchers: WASHBURN, Hoerner (6) vs. WILSON, Dobson (5), McMahon (6), Patterson (7), Hiller (8)
HR: Kaline (DET), McCarver (STL), McAuliffe (DET), Cepeda (STL)
Attendance: 53,634

Game 4 • October 6, 1968

ST. LOUIS	2 0 2	2 0 0	0 4 0	R	H	E
DETROIT	0 0 0	0 1 0	0 0 0	10	13	0

Pitchers: GIBSON vs. McLAIN, Sparma (3), Patterson (4), Lasher (6), Hiller (8), Dobson (8)
HR: Brock (STL), Gibson (STL), Northrup (DET)
Attendance: 53,634

Game 5 • October 7, 1968

ST. LOUIS	3 0 0	0 0 0	0 0 0	R	H	E
DETROIT	0 0 0	2 0 0	3 0 x	3	9	0

Pitchers: Briles, HOERNER (7), Willis (7) vs. LOLICH
HR: Cepeda (STL)
Attendance: 53,634

Game 6 • October 9, 1968

DETROIT	0 2 1	0 0 1	0 0 0	R	H	E
ST. LOUIS	0 0 0	0 0 0	0 0 1	13	12	1

Pitchers: McLAIN vs. WASHBURN, Jaster (3), Willis (3), Hughes (3), Carlton (4), Granger (7), Nelson (9)
HR: Northrup (DET), Kaline (DET)
Attendance: 54,692

Game 7 • October 10, 1968

DETROIT	0 0 0	0 0 0	3 0 1	R	H	E
ST. LOUIS	0 0 0	0 0 0	0 0 1	4	8	1

Pitchers: LOLICH vs. GIBSON
HR: Shannon (STL)
Attendance: 54,692

TIGERS STATISTICS FROM THE 1968 WORLD SERIES

Player	AVG	G	AB	R	H	TB	2B	3B	HR	RBI	SH	SF	HB	BB	SO	SB	CS	OBP	SLG	E
Brown, Gates	.000	1	1	0	0	0	0	0	0	0	0	0	0	0	0	0	0	.000	.000	0
Cash, Norm	.385	7	26	5	10	13	0	0	1	5	0	1	0	3	5	0	0	.433	.500	2
Comer, Wayne	1.000	1	1	0	1	1	0	0	0	0	0	0	0	0	0	0	0	1.000	1.000	0
Freehan, Bill	.083	7	24	0	2	3	1	0	0	2	0	0	0	4	8	0	0	.214	.125	2
Horton, Willie	.304	7	23	6	7	13	1	1	1	3	0	0	1	5	6	0	0	.448	.565	1
Kaline, Al	.379	7	29	6	11	19	2	0	2	8	0	0	1	0	7	0	0	.400	.655	0
Lolich, Mickey	.250	3	12	2	3	6	0	0	1	2	0	0	0	1	5	0	0	.308	.500	0
Matchick, Tommy	.000	3	3	0	0	0	0	0	0	0	0	0	0	0	1	0	0	.000	.000	0
Mathews, Eddie	.333	2	3	0	1	1	0	0	0	0	0	0	0	1	1	0	0	.500	.333	1
McAuliffe, Dick	.222	7	27	5	6	9	0	0	1	3	0	0	0	4	6	0	0	.323	.333	0
McLain, Denny	.000	3	6	0	0	0	0	0	0	1	0	0	0	0	4	0	0	.000	.000	1
Northrup, Jim	.250	7	28	4	7	15	0	1	2	8	0	0	0	1	5	0	1	.276	.536	2
Oyler, Ray	.000	4	0	0	0	0	0	0	0	0	1	0	0	0	0	0	0	.000	.000	0
Price, Jim	.000	2	2	0	0	0	0	0	0	0	0	0	0	0	1	0	0	.000	.000	0
Stanley, Mickey	.214	7	28	4	6	8	0	1	0	0	0	0	0	2	4	0	1	.267	.286	2
Tracewski, Dick	.000	2	0	1	0	0	0	0	0	0	0	0	0	0	0	0	0	.000	.000	0
Wert, Don	.118	6	17	1	2	2	0	0	0	2	0	0	1	6	5	0	0	.375	.118	0
Wilson, Earl	.000	1	1	0	0	0	0	0	0	0	0	0	0	0	1	0	0	.000	.000	0
Totals	.242	7	231	34	56	90	4	3	8	33	2	1	3	27	59	0	2	.328	.390	11

Pitcher	W-L	ERA	G	GS	CG	SHO	SV	IP	H	AB	R	ER	HR	HB	BB	SO	WP	BK	AVG
Dobson, Pat	0-0	3.86	3	0	0	0	0	4.2	5	18	2	2	2	0	1	0	0	0	.278
Hiller, John	0-0	13.50	2	0	0	0	0	2.0	6	13	4	3	0	0	3	1	0	0	.462
Lasher, Fred	0-0	0.00	1	0	0	0	0	2.0	1	7	0	0	0	0	0	1	0	0	.143
Lolich, Mickey	3-0	1.67	3	3	3	0	0	27.0	20	97	5	5	2	1	6	21	0	0	.206
McLain, Denny	1-2	3.24	3	3	1	0	0	16.2	18	68	8	6	1	0	4	13	0	0	.265
McMahon, Don	0-0	13.50	2	0	0	0	0	2.0	4	10	3	3	1	0	0	1	0	0	.400
Patterson, Daryl	0-0	0.00	2	0	0	0	0	3.0	1	8	0	0	0	0	1	0	0	0	.125
Sparma, Joe	0-0	54.00	1	0	0	0	0	0.1	2	3	2	2	1	0	0	0	0	0	.667
Wilson, Earl	0-1	6.23	1	1	0	0	0	4.1	4	15	3	3	0	0	6	3	0	0	.267
Totals	4-3	3.48	7	7	4	0	0	62.0	61	239	27	24	7	1	21	40	0	0	.255

POSTSEASON



1972 ALCS

OAKLAND (WEST) 3 -- DETROIT (EAST) 2

Game 1 • October 7, 1972

		R	H	E
DETROIT	0 10 000 000 01	2	6	2
OAKLAND	0 01 000 000 02	3	11	1

Pitchers: LOLICH, Seelbach (11) vs. Hunter; Blue (9), FINGERS (9)
HR: Cash (DET), Kaline (DET)
Attendance: 29,566

Game 2 • October 8, 1972

		R	H	E
DETROIT	0 00 000 000	0	3	1
OAKLAND	1 00 040 00 x	5	8	0

Pitchers: FRYMAN, Zachary (5), Scherman (5), LaGrow (6), Hiller (7) vs. ODOM
Attendance: 31,068

Game 3 • October 10, 1972

		R	H	E
OAKLAND	0 00 000 000	0	7	0
DETROIT	0 00 200 01 x	3	8	1

Pitchers: HOLTZMAN, Fingers (5), Blue (6), Locker (7) vs. COLEMAN
HR: Freehan (DET)
Attendance: 41,156

Game 4 • October 11, 1972

		R	H	E
OAKLAND	0 00 000 100 2	3	9	2
DETROIT	0 01 000 000 3	4	10	1

Pitchers: Hunter; Fingers (8), Blue (9), LOCKER (10), Horlen (10), Hamilton (10) vs. Lolich, Seelbach (10), HILLER (10)
HR: McAuliffe (DET), Epstein (OAK)
Attendance: 37,615

Game 5 • October 12, 1972

		R	H	E
OAKLAND	0 10 100 000	2	4	0
DETROIT	1 00 000 000	1	5	2

Pitchers: ODOM, Blue (6) vs. FRYMAN, Hiller (9)
Attendance: 50,276

TIGERS STATISTICS FROM THE 1972 ALCS

Player	AVG	G	AB	R	H	TB	2B	3B	HR	RBI	SH	SF	HB	BB	SO	SB	CS	OBP	SLG	E
Brinkman, Ed	.250	1	4	0	1	2	1	0	0	0	0	0	0	0	0	0	0	.250	.500	0
Brown, Gates	.000	3	2	1	0	0	0	0	0	0	0	0	1	0	0	0	0	.333	.000	0
Brown, Ike	.500	1	2	0	1	1	0	0	0	2	0	0	0	1	0	0	0	.500	.500	0
Cash, Norm	.267	5	15	1	4	7	0	0	1	2	1	0	2	3	0	0	0	.353	.467	0
Coleman, Joe	.500	1	2	0	1	1	0	0	0	0	0	0	1	0	0	0	0	.667	.500	0
Freehan, Bill	.250	3	12	2	3	7	1	0	1	3	1	0	0	1	0	0	0	.250	.583	0
Fryman, Woodie	.000	2	3	0	0	0	0	0	0	0	0	0	0	0	0	0	0	.000	.000	0
Haller, Tom	.000	1	1	0	0	0	0	0	0	0	0	0	0	0	0	0	0	.000	.000	0
Horton, Willie	.100	5	10	0	1	1	0	0	0	0	0	0	1	3	0	0	0	.182	.100	0
Kaline, Al	.263	5	19	3	5	8	0	0	1	1	1	0	0	2	2	0	0	.333	.421	1
Knox, John	.000	1	0	0	0	0	0	0	0	0	0	0	0	0	0	0	0	.000	.000	0
Lolich, Mickey	.000	2	7	0	0	0	0	0	0	0	0	0	0	2	0	0	0	.000	.000	0
McAuliffe, Dick	.200	5	20	3	4	7	0	0	1	1	0	0	1	4	0	1	0	.238	.350	4
Northrup, Jim	.357	5	14	0	5	5	0	0	0	1	0	0	0	2	3	0	1	.438	.357	0
Rodriguez, Aurelio	.000	5	16	0	0	0	0	0	0	0	0	0	2	2	0	0	0	.111	.000	1
Sims, Duke	.214	4	14	0	3	7	2	1	0	0	0	0	1	2	0	0	0	.267	.500	1
Stanley, Mickey	.333	4	6	0	2	2	0	0	0	0	0	0	0	0	0	0	0	.333	.333	0
Taylor, Tony	.133	4	15	0	2	4	2	0	0	0	0	0	0	2	0	0	0	.133	.267	0
Totals	.198	5	162	10	32	52	6	1	4	10	3	0	0	13	25	0	2	.257	.321	7

Pitcher	W-L	ERA	G	GS	CG	SHO	SV	IP	H	AB	R	ER	HR	HB	BB	SO	WP	BK	AVG
Coleman, Joe	1-0	0.00	1	1	1	1	0	9.0	7	34	0	0	0	3	14	0	0	.206	
Fryman, Woodie	0-2	3.65	2	2	0	0	0	12.1	11	45	6	5	0	2	2	8	0	1	.244
Hiller, John	1-0	0.00	3	0	0	0	0	3.1	1	9	0	0	0	1	1	0	0	.111	
LaGrow, Lerrin	0-0	0.00	1	0	0	0	0	1.0	0	3	0	0	0	1	0	1	0	.000	
Lolich, Mickey	0-1	1.42	2	2	0	0	0	19.0	14	69	4	3	1	0	5	10	0	.203	
Scherman, Fred	0-0	0.00	1	0	0	0	0	0.2	1	3	0	0	0	0	1	0	0	.333	
Seelbach, Chuck	0-0	18.00	2	0	0	0	0	1.0	4	7	2	2	0	0	0	0	0	.571	
Zachary, Chris	0-0	---	1	0	0	0	0	0.0	0	0	1	1	0	0	1	0	2	0	---
Totals	2-3	2.14	5	5	1	1	0	46.1	38	170	13	11	1	3	12	35	2	1	.224



DETROIT (EAST) 3 -- KANSAS CITY (WEST) 0

Game 1 • October 2, 1984

	R H E	
DETROIT 2 0 0 1 1 0 1 2 1	8 14 0	
KANSAS CITY 0 0 0 0 0 0 1 0 0	1 5 1	

Pitchers: MORRIS, Hernandez (8) vs. BLACK, Huisman (6), M. Jones (8)

HR: Herndon (DET), Trammell (DET), Parrish (DET)

Attendance: 41,973

Game 2 • October 3, 1984

	R H E	
DETROIT 2 0 1 0 0 0 0 0 0 2	5 8 1	
KANSAS CITY 0 0 0 1 0 0 1 1 0 0	3 10 3	

Pitchers: Petry, Hernandez (8), LOPEZ (9) vs. Saberhagen, QUISENBERRY (9)

HR: Gibson (DET)

Attendance: 42,019

Game 3 • October 5, 1984

	R H E	
KANSAS CITY 0 0 0 0 0 0 0 0 0	0 3 3	
DETROIT 0 1 0 0 0 0 0 0 x	1 3 0	

Pitchers: LEIBRANDT vs. WILCOX, Hernandez (9)

Attendance: 52,168

TIGERS STATISTICS FROM THE 1984 ALCS

Player	AVG	G	AB	R	H	TB	2B	3B	HR	RBI	SH	SF	HB	BB	SO	SB	CS	OBP	SLG	E
Baker, Doug	.000	1	0	0	0	0	0	0	0	0	0	0	0	0	0	0	0	.000	.000	0
Bergman, Dave	1.000	2	1	1	1	1	0	0	0	0	0	0	0	0	0	1	0	1.000	1.000	0
Brookens, Tom	.000	2	2	0	0	0	0	0	0	0	0	0	0	0	1	0	0	.000	.000	1
Castillo, Marty	.250	3	8	0	2	2	0	0	0	2	0	0	0	0	3	1	0	.250	.250	0
Evans, Darrell	.300	3	10	1	3	4	1	0	0	1	1	0	0	1	0	1	0	.364	.400	0
Garbey, Barbaro	.333	3	9	1	3	3	0	0	0	0	0	0	0	1	0	0	0	.333	.333	0
Gibson, Kirk	.417	3	12	2	5	9	1	0	1	2	0	0	0	2	1	1	0	.500	.750	0
Grubb, Johnny	.250	1	4	0	1	2	1	0	0	2	1	0	0	0	0	0	0	.250	.500	0
Herndon, Larry	.200	2	5	1	1	4	0	0	1	1	0	0	0	1	2	0	0	.333	.800	0
Jones, Ruppert	.000	2	5	1	0	0	0	0	0	0	0	0	0	1	1	0	0	.167	.000	0
Kuntz, Rusty	.000	1	1	0	0	0	0	0	0	0	0	0	0	0	0	0	0	.000	.000	0
Lemon, Chet	.000	3	13	1	0	0	0	0	0	0	0	0	0	1	0	0	0	.000	.000	0
Parrish, Lance	.250	3	12	1	3	7	1	0	1	3	0	1	0	0	3	0	0	.231	.583	0
Trammell, Alan	.364	3	11	2	4	9	0	1	1	3	0	0	0	3	1	0	0	.500	.818	0
Whitaker, Lou	.143	3	14	3	2	2	0	0	0	0	0	0	0	3	0	0	0	.143	.143	0
Totals	.234	3	107	14	25	43	4	1	4	14	2	1	0	8	17	4	0	.284	.402	1

Pitcher	W-L	ERA	G	GS	CG	SHO	SV	IP	H	AB	R	ER	HR	HB	BB	SO	WP	BK	AVG
Hernandez, Willie	0-0	2.25	3	0	0	0	1	4.0	3	15	1	1	0	0	1	3	0	0	.200
Lopez, Aurelio	1-0	0.00	1	0	0	0	0	3.0	4	12	0	0	0	0	1	2	0	0	.333
Morris, Jack	1-0	1.29	1	1	0	0	0	7.0	5	26	1	1	0	0	1	4	0	0	.192
Petry, Dan	0-0	2.57	1	1	0	0	0	7.0	4	27	2	2	0	0	1	4	0	0	.148
Wilcox, Milt	1-0	0.00	1	1	0	0	0	8.0	2	26	0	0	0	0	2	8	0	0	.077
Totals	3-0	1.24	3	3	0	1	1	29.0	18	106	4	4	0	0	6	21	0	0	.170



1984 WORLD SERIES

DETROIT (AL) 4 -- SAN DIEGO (NL) 1

Game 1 • October 9, 1984

DETROIT	1 0 0 0 2 0 0 0 0	R H E
SAN DIEGO	2 0 0 0 0 0 0 0 0	3 8 0
		2 8 1

Pitchers: MORRIS vs. THURMOND, Hawkins (6), Dravecky (8)
HR: Herndon (DET)
Attendance: 57,908

Game 2 • October 10, 1984

DETROIT	3 0 0 0 0 0 0 0 0	R H E
SAN DIEGO	1 0 0 1 3 0 0 0 x	3 7 3
		5 11 0

Pitchers: PETRY, Lopez (5), Scherrer (6), Blair (7), Hernandez (8) vs. Whitson, HAWKINS (1), Lefferts (7)
HR: Bevacqua (SD)
Attendance: 57,911

Game 3 • October 12, 1984

SAN DIEGO	0 0 1 0 0 0 1 0 0	R H E
DETROIT	0 4 1 0 0 0 0 0 x	2 10 0
		5 7 0

Pitchers: LOLLAR, Booker (2), Harris (3) vs. WILCOX, Scherrer (7), Hernandez (7)
HR: Castillo (DET)
Attendance: 51,970

Game 4 • October 13, 1984

SAN DIEGO	0 1 0 0 0 0 0 1	R H E
DETROIT	2 0 2 0 0 0 0 0 x	2 5 2
		4 7 0

Pitchers: SHOW, Dravecky (3), Lefferts (7), Gossage (8) vs. MORRIS
HR: Trammell (2) (DET), Kennedy (SD)
Attendance: 52,130

Game 5 • October 14, 1984

SAN DIEGO	0 0 1 2 0 0 0 1 0	R H E
DETROIT	3 0 0 0 1 0 1 3 x	4 10 1
		8 11 1

Pitchers: Thurmond, HAWKINS (1), Lefferts (5), Gossage (7) vs. Petry, Scherrer (4), LOPEZ (5), Hernandez (8)
HR: Gibson (2) (DET), Parrish (DET), Bevacqua (SD)
Attendance: 51,901

TIGERS STATISTICS FROM THE 1984 WORLD SERIES

Player	AVG	G	AB	R	H	TB	2B	3B	HR	RBI	SH	SF	HB	BB	SO	SB	CS	OBP	SLG	E	
Bergman, Dave	.000	5	5	0	0	0	0	0	0	0	0	0	0	0	1	0	0	0	.000	.000	0
Brookens, Tom	.000	3	3	0	0	0	0	0	0	0	0	0	0	0	1	0	0	0	.000	.000	0
Castillo, Marty	.333	3	9	2	3	6	0	0	1	2	0	0	0	2	1	0	0	0	.455	.667	0
Evans, Darrell	.067	5	15	1	1	1	0	0	0	1	0	0	0	4	4	0	0	0	.263	.067	0
Garbey, Barbaro	.000	4	12	0	0	0	0	0	0	0	0	0	0	0	2	0	0	0	.000	.000	0
Gibson, Kirk	.333	5	18	4	6	12	0	0	2	7	0	0	1	4	4	3	1	0	.478	.667	2
Grubb, Johnny	.333	4	3	0	1	1	0	0	0	0	0	0	1	0	0	0	0	0	.500	.333	0
Herndon, Larry	.333	5	15	1	5	8	0	0	1	3	0	0	0	3	2	0	1	0	.444	.533	0
Johnson, Howard	.000	1	1	0	0	0	0	0	0	0	0	0	0	0	0	0	0	0	.000	.000	0
Jones, Ruppert	.000	2	3	0	0	0	0	0	0	0	0	0	0	0	1	0	0	0	.000	.000	0
Kuntz, Rusty	.000	2	1	0	0	0	0	0	0	1	0	1	0	0	1	0	0	0	.000	.000	0
Lemon, Chet	.294	5	17	1	5	5	0	0	0	1	0	0	0	2	2	2	1	0	.368	.294	0
Parrish, Lance	.278	5	18	3	5	9	1	0	1	2	0	1	0	3	2	1	0	0	.364	.500	1
Trammell, Alan	.450	5	20	5	9	16	1	0	2	6	1	0	0	2	2	1	1	0	.500	.800	1
Whitaker, Lou	.278	5	18	6	5	7	2	0	0	0	1	0	0	4	4	0	0	0	.409	.389	0
Totals	.253	5	158	23	40	65	4	0	7	23	2	2	2	24	27	7	4	.355	.411	4	

Pitcher	W-L	ERA	G	GS	CG	SHO	SV	IP	H	AB	R	ER	HR	HB	BB	SO	WP	BK	AVG
Bair, Doug	0-0	0.00	1	0	0	0	0	0.2	0	1	0	0	0	0	0	1	0	0	.000
Hernandez, Willie	0-0	1.69	3	0	0	0	2	5.1	4	19	1	1	1	0	0	0	0	0	.211
Lopez, Aurelio	1-0	0.00	2	0	0	0	0	3.0	1	10	0	0	0	0	1	4	0	0	.100
Morris, Jack	2-0	2.00	2	2	2	0	0	18.0	13	64	4	4	1	0	3	13	2	0	.203
Petry, Dan	0-1	9.00	2	2	0	0	0	8.0	14	35	8	8	1	0	5	4	0	1	.400
Scherrer, Bill	0-0	3.00	3	0	0	0	0	3.0	5	12	1	1	0	0	0	0	0	0	.417
Wilcox, Milt	1-0	1.50	1	1	0	0	0	6.0	7	25	1	1	0	0	2	4	0	0	.280
Totals	4-1	3.07	5	5	2	0	2	44.0	44	166	15	15	3	0	11	26	2	1	.265



MINNESOTA (WEST) 4 -- DETROIT (EAST) 1

Game 1 • October 7, 1987

		R H E
DETROIT	0 0 1 0 0 1 2 0	5 10 0
MINNESOTA	0 1 0 0 3 0 0 4 x	8 10 0

Pitchers: ALEXANDER, Henneman (8), Hernandez (8), King (8)
vs. Viola, REARDON (8)

HR: Heath (DET), Gibson (DET), Gaetti 2 (MIN)

Attendance: 53,269

Game 2 • October 8, 1987

		R H E
DETROIT	0 2 0 0 0 0 0 1 0	3 7 1
MINNESOTA	0 3 0 2 1 0 0 0 x	6 6 0

Pitchers: MORRIS vs. BLYLEVEN, Berenguer (8)

HR: Lemon (DET), Whitaker (DET), Hrbek (MIN)

Attendance: 55,245

Game 3 • October 10, 1987

		R H E
MINNESOTA	0 0 0 2 0 2 0 0	6 8 1
DETROIT	0 0 5 0 0 0 0 2 x	7 7 0

Pitchers: Straker, Schatzeder (3), Berenguer (7), REARDON (8)
vs. Terrell, HENNEMAN (7)

HR: Gagne (MIN), Brunansky (MIN), Sheridan (DET)

Attendance: 49,730

Game 4 • October 11, 1987

		R H E
MINNESOTA	0 0 1 1 1 1 0 1 0	5 7 1
DETROIT	1 0 0 0 1 1 0 0 0	3 7 3

Pitchers: VIOLA, Atherton (6), Berenguer (6), Reardon (9)
vs. TANANA, Petry (6), Thurmond (9)

HR: Puckett (MIN), Gagne (MIN)

Attendance: 51,939

Game 5 • October 12, 1987

		R H E
MINNESOTA	0 4 0 0 0 0 1 1 3	9 15 1
DETROIT	0 0 0 3 0 0 1 1 1	5 9 1

Pitchers: BLYLEVEN, Schatzeder (7), Berenguer (8), Reardon (8)
vs. ALEXANDER, King (2), Henneman (7), Robinson (9)

HR: Brunansky (MIN), Nokes (DET), Lemon (DET)

Attendance: 47,448

TIGERS STATISTICS FROM THE 1987 ALCS

Player	AVG	G	AB	R	H	TB	2B	3B	HR	RBI	SH	SF	HB	BB	SO	CS	OBP	SLG	E
Bergman, Dave	.250	4	4	0	1	1	0	0	0	2	0	1	0	0	1	0	.200	.250	0
Brookens, Tom	.000	5	13	0	0	0	0	0	0	0	1	0	0	0	3	0	.000	.000	0
Evans, Darrell	.294	5	17	0	5	5	0	0	0	0	0	0	1	4	2	0	.455	.294	3
Gibson, Kirk	.286	5	21	4	6	10	1	0	1	4	0	0	0	3	8	3	.375	.476	0
Grubb, Johnny	.571	4	7	0	4	4	0	0	0	0	0	0	0	0	1	0	.571	.571	0
Heath, Mike	.286	3	7	1	2	5	0	0	1	2	1	0	0	0	0	0	.286	.714	0
Herndon, Larry	.333	3	9	1	3	4	1	0	0	2	0	0	0	1	1	0	.400	.444	1
Lemon, Chet	.278	5	18	4	5	11	0	0	2	4	0	1	0	1	4	0	.300	.611	0
Madlock, Bill	.000	1	5	0	0	0	0	0	0	0	0	0	0	0	3	0	.000	.000	0
Morrison, Jim	.400	2	5	1	2	2	0	0	0	0	0	0	0	0	1	0	.400	.400	0
Nokes, Matt	.143	5	14	2	2	5	0	0	1	2	0	0	0	1	4	0	.200	.357	0
Sheridan, Pat	.300	5	10	2	3	7	1	0	1	2	0	0	2	0	2	1	.417	.700	0
Trammell, Alan	.200	5	20	3	4	5	1	0	0	2	0	0	0	1	2	0	.238	.250	1
Whitaker, Lou	.176	5	17	4	3	6	0	0	1	1	0	0	0	7	3	1	.417	.353	0
Totals	.240	5	167	23	40	65	4	0	7	21	2	2	3	18	35	5	.321	.389	5

Pitcher	W-L	ERA	G	GS	CG	SHO	SV	IP	H	AB	R	ER	HR	HB	BB	SO	WP	BK	AVG
Alexander, Doyle	0-2	10.00	2	2	0	0	0	9.0	14	39	10	10	2	1	1	5	0	0	.359
Henneman, Mike	1-0	10.80	3	0	0	0	0	5.0	6	21	6	6	1	0	6	3	0	0	.286
Hernandez, Willie	0-0	0.00	1	0	0	0	0	0.1	2	2	0	0	0	0	0	0	0	0	1.000
King, Eric	0-0	1.69	2	0	0	0	0	5.1	3	19	1	1	0	1	2	4	1	0	.158
Morris, Jack	0-1	6.75	1	1	1	0	0	8.0	6	30	6	6	1	0	3	7	0	0	.200
Petry, Dan	0-0	0.00	1	0	0	0	0	3.1	1	13	1	0	0	0	0	1	1	0	.077
Robinson, Jeff	0-0	0.00	1	0	0	0	0	0.1	1	2	0	0	0	0	0	0	0	0	.500
Tanana, Frank	0-1	5.06	1	1	0	0	0	5.1	6	20	4	3	2	3	4	1	1	0	.300
Terrell, Walt	0-0	9.00	1	1	0	0	0	6.0	7	24	6	6	2	0	4	4	0	0	.292
Thurmond, Mark	0-0	0.00	1	0	0	0	0	0.1	0	1	0	0	0	0	0	0	0	0	.000
Totals	1-4	6.70	5	5	1	0	0	43.0	46	171	34	32	8	5	20	25	3	0	.269

POSTSEASON



2006 ALDS

DETROIT (WILD CARD) 3 -- NEW YORK (EAST) 1

Game 1 • October 3, 2006

DETROIT	0 0 0	0 3 0	1 0 0	R	H	E
				4	8	0
NEW YORK	0 0 5	0 0 2	1 0 x	8	14	0

Pitchers: ROBERTSON, Grilli (6), Walker (7) vs. WANG, Myers (7), Proctor (7), Farnsworth (8), Rivera (9)
HR: Monroe (DET), Granderson (DET), Giambi (NYY), Jeter (NYY)
Attendance: 56,291

Game 2 • October 5, 2006

DETROIT	0 1 0	0 1 1	1 0 0	R	H	E
				4	8	0
NEW YORK	0 0 0	3 0 0	0 0 0	3	8	1

Pitchers: Verlander; WALKER (6), Zumaya (7), Jones (9) vs. MUSSINA, Proctor (8), Bruney (9)
HR: Guillen (DET), Damon (NYY)
Attendance: 56,252

Game 3 • October 6, 2006

NEW YORK	0 0 0	0 0 0	0 0 0	R	H	E
				0	5	0
DETROIT	0 3 0	0 0 2	1 0 x	6	10	0

Pitchers: JOHNSON, Bruney (6), Villone (8) vs. ROGERS, Zumaya (8), Jones (9)
HR: Granderson (DET)
Attendance: 43,440

Game 4 • October 7, 2006

NEW YORK	0 0 0	0 0 0	1 0 2	R	H	E
				3	6	2
DETROIT	0 3 1	0 3 1	0 0 x	8	13	0

Pitchers: WRIGHT, Lidle (3), Bruney (5), Proctor (5), Farnsworth (8) vs. BONDERMAN, Walker (9)
HR: Posada (NYY), Ordoñez (DET), Monroe (DET)
Attendance: 43,126

TIGERS STATISTICS FROM THE 2006 ALDS

Player	AVG	G	AB	R	H	TB	2B	3B	HR	RBI	SH	SF	HB	BB	SO	SB	CS	OBP	SLG	E
Casey, Sean	.353	4	17	1	6	9	3	0	0	4	0	0	0	0	0	0	0	.353	.529	0
Granderson, Curtis	.294	4	17	3	5	13	0	1	2	5	0	1	0	0	1	1	0	.278	.765	0
Guillen, Carlos	.571	4	14	3	8	14	3	0	1	2	0	0	2	1	0	0	0	.625	1.000	0
Inge, Brandon	.133	4	15	1	2	2	0	0	0	0	1	0	0	0	6	0	0	.133	.133	0
Monroe, Craig	.188	4	16	3	3	10	1	0	2	3	0	0	0	0	3	0	0	.188	.625	0
Ordoñez, Magglio	.267	4	15	3	4	8	1	0	1	2	0	0	0	1	2	0	1	.313	.533	0
Polanco, Placido	.412	4	17	3	7	8	1	0	0	2	0	0	0	1	1	0	1	.444	.471	0
Rodriguez, Ivan	.231	4	13	3	3	4	1	0	0	3	0	1	0	2	3	0	0	.313	.308	0
Thames, Marcus	.333	4	15	2	5	7	2	0	0	1	0	0	0	1	5	0	0	.375	.467	0
Totals	.309	4	139	22	43	75	12	1	6	22	1	2	0	7	22	1	2	.338	.540	0

Pitcher	W-L	ERA	G	GS	CG	SHO	SV	IP	H	AB	R	ER	HR	HB	BB	SO	WP	BK	AVG
Bonderman, Jeremy	1-0	2.16	1	1	0	0	0	8.1	5	30	2	2	0	0	1	4	0	0	.167
Grilli, Jason	0-0	0.00	1	0	0	0	0	0.1	0	1	0	0	0	0	0	0	0	0	.000
Jones, Todd	0-0	0.00	2	0	0	0	1	2.0	1	7	0	0	0	0	0	2	0	0	.143
Robertson, Nate	0-1	11.12	1	1	0	0	0	5.2	12	28	7	7	1	2	0	1	0	0	.429
Rogers, Kenny	1-0	0.00	1	1	0	0	0	7.2	5	27	0	0	0	1	2	8	0	0	.185
Verlander, Justin	0-0	5.06	1	1	0	0	0	5.1	7	22	3	3	1	0	4	5	0	0	.318
Walker, Jamie	1-0	4.91	3	0	0	0	0	3.2	3	13	2	2	2	0	1	1	0	0	.231
Zumaya, Joel	0-0	0.00	2	0	0	0	0	2.0	0	6	0	0	0	0	0	3	0	0	.000
Totals	3-1	3.60	4	4	0	1	1	35.0	33	134	14	14	4	3	8	24	0	0	.246



2006 WORLD SERIES

ST. LOUIS (NL) 4 -- DETROIT (AL) 1

Game 1 • October 21, 2006

	R	H	E
ST. LOUIS	0	13	003 000
DETROIT	1	00	000 001
	2	4	3

Pitchers: REYES, Looper (9) vs. VERLANDER, Grilli (6), Rodney (7), Ledezma (8), Jones (9), Walker (9)
HR: Monroe (DET), Rolen (STL), Pujols (STL)
Attendance: 42,479

Game 2 • October 22, 2006

	R	H	E
ST. LOUIS	0	00	000 001
DETROIT	2	00	010 00x
	3	10	1

Pitchers: WEAVER, Johnson (6), Kinney (6), Flores (7), Thompson (8), Wainwright (8) vs. ROGERS, Jones (9)
HR: Monroe (DET)
Attendance: 42,533

Game 3 • October 24, 2006

	R	H	E
DETROIT	0	00	000 000
ST. LOUIS	0	00	200 21x
	0	3	1
	5	7	0

Pitchers: ROBERTSON, Ledezma (6), Zumaya (6), Grilli (7), Rodney (8), Miner (8) vs. CARPENTER, Looper (9)
Attendance: 46,513

Game 4 • October 26, 2006

	R	H	E
DETROIT	0	12	000 010
ST. LOUIS	0	01	100 21x
	4	10	1
	5	9	0

Pitchers: Bonderman, Rodney (6), ZUMAYA (8) vs. Suppan, Kinney (7), Johnson (7), Looper (8), WAINWRIGHT (8)
HR: Casey (DET)
Attendance: 46,470

Game 5 • October 27, 2006

	R	H	E
DETROIT	0	00	200 000
ST. LOUIS	0	10	200 10x
	2	5	2
	4	8	1

Pitchers: VERLANDER, Rodney (7), Zumaya (8) vs. WEAVER, Wainwright (9)
HR: Casey (DET)
Attendance: 46,638

TIGERS STATISTICS FROM THE 2006 WORLD SERIES

Player	AVG	G	AB	R	H	TB	2B	3B	HR	RBI	SH	SF	HB	BB	SO	SB	CS	OBP	SLG	E
Bondeman, Jeremy	.000	1	2	0	0	0	0	0	0	0	1	0	0	0	1	0	0	.000	.000	0
Casey, Sean	.529	5	17	2	9	17	2	0	2	5	0	0	1	0	2	0	0	.556	1.000	0
Gomez, Alexis	.000	3	3	0	0	0	0	0	0	0	0	0	0	0	1	0	0	.000	.000	0
Granderson, Curtis	.095	5	21	1	2	3	1	0	0	0	0	0	0	1	7	0	0	.136	.143	0
Guillen, Carlos	.353	5	17	2	6	9	1	1	0	2	0	0	0	3	4	1	0	.450	.529	0
Infante, Omar	.000	1	1	0	0	0	0	0	0	0	0	0	0	0	0	0	0	.000	.000	0
Inge, Brandon	.353	5	17	0	6	8	2	0	0	1	0	0	0	1	6	0	0	.389	.471	3
Monroe, Craig	.150	5	20	3	3	10	1	0	2	2	0	0	0	1	5	0	0	.190	.500	0
Ordoñez, Magglio	.105	5	19	2	2	2	0	0	0	0	0	0	0	1	4	0	0	.150	.105	0
Perez, Neifi	.000	2	0	0	0	0	0	0	0	0	0	0	0	0	0	0	0	.000	.000	0
Polanco, Placido	.000	5	17	0	0	0	0	0	0	0	0	0	1	1	1	0	0	.105	.000	0
Robertson, Nate	.000	1	0	0	0	0	0	0	0	0	1	0	0	0	0	0	0	.000	.000	0
Rodriguez, Ivan	.158	5	19	1	3	4	1	0	0	1	0	0	0	0	3	0	0	.158	.211	0
Santiago, Ramon	.200	3	5	0	1	1	0	0	0	0	1	0	0	0	2	0	0	.200	.200	0
Thames, Marcus	.000	2	1	0	0	0	0	0	0	0	0	0	0	0	0	0	0	.000	.000	0
Verlander, Justin	.000	2	2	0	0	0	0	0	0	0	0	0	0	0	1	0	0	.000	.000	2
Totals	.199	5	161	11	32	54	8	1	4	11	3	0	2	8	37	1	0	.246	.335	5

Pitcher	W-L	ERA	G	GS	CG	SHO	SV	IP	H	AB	R	ER	HR	HB	BB	SO	WP	BK	AVG
Bondeman, Jeremy	0-0	3.38	1	1	0	0	0	5.1	6	20	2	2	0	0	4	4	0	0	.300
Grilli, Jason	0-0	0.00	2	0	0	0	0	1.2	0	6	0	0	0	0	1	0	0	0	.000
Jones, Todd	0-0	0.00	2	0	0	0	1	1.2	3	9	1	0	0	1	0	0	0	0	.333
Ledezma, Wil	0-0	0.00	2	0	0	0	0	1.1	2	6	0	0	0	0	0	1	0	0	.333
Miner, Zach	0-0	0.00	1	0	0	0	0	0.2	0	1	0	0	0	1	0	0	1	0	.000
Robertson, Nate	0-1	3.60	1	1	0	0	0	5.0	5	20	2	2	0	0	3	3	0	0	.250
Rodney, Fernando	0-0	4.50	4	0	0	0	0	4.0	5	15	4	2	0	0	4	5	0	0	.333
Rogers, Kenny	1-0	0.00	1	1	0	0	0	8.0	2	25	0	0	0	0	3	5	0	0	.080
Verlander, Justin	0-2	5.73	2	2	0	0	0	11.0	12	44	10	7	2	0	5	12	2	0	.273
Walker, Jamie	0-0	0.00	1	0	0	0	0	0.1	0	1	0	0	0	0	0	1	1	0	.000
Zumaya, Joel	0-1	3.00	3	0	0	0	0	3.0	1	11	3	1	0	0	3	3	1	0	.091
Totals	1-4	3.00	5	5	0	0	1	42.0	36	158	22	14	2	2	23	34	5	0	.228



DETROIT [CENTRAL] 3 -- NEW YORK [EAST] 2

Game 1 • September 30, 2011

		R H E
DETROIT	1 0 0 0 0 0 0 2	3 7 0
NEW YORK	1 0 0 0 1 6 0 1 x	9 11 0

Pitchers: Verlander, FISTER (2), Albuquerque (6), Perry (7), Schlereth (8) vs. Sabathia, NOVA (3), Ayala (9), Rivera (9)
HR: Young (DET), Canó (NYY)
Attendance: 50,940

Game 2 • October 2, 2011

		R H E
DETROIT	2 0 0 0 0 2 0 0 1	5 9 0
NEW YORK	0 0 0 0 0 0 0 1 2	3 5 1

Pitchers: SCHERZER, Benoit (7), Valverde (9) vs. GARCIA, Logan (6), Wade (7), Ayala (9)
HR: Cabrera (DET), Granderson (NYY), Swisher (NYY)
Attendance: 50,596

Game 3 • October 3, 2011

		R H E
NEW YORK	2 0 0 0 0 0 2 0 0	4 6 0
DETROIT	0 0 2 0 1 1 1 0 x	5 8 0

Pitchers: Sabathia, SORIANO (6), Robertson (8) vs. VERLANDER, Valverde (9)
HR: Young (DET)
Attendance: 43,581

Game 4 • October 4, 2011

		R H E
NEW YORK	0 0 2 0 2 0 0 6 0	10 13 0
DETROIT	0 0 0 1 0 0 0 0 0	1 4 0

Pitchers: BURNETT, Soriano (6), Hughes (8), Logan (9) vs. PORCELLO, Coke (7), Albuquerque (8), Schlereth (8), Perry (8)
HR: Martinez (DET)
Attendance: 43,527

Game 5 • October 6, 2011

		R H E
DETROIT	2 0 0 0 1 0 0 0 0	3 8 0
NEW YORK	0 0 0 0 1 0 1 0 0	2 10 0

Pitchers: FISTER, Scherzer (6), Benoit (7), Valverde (9) vs. NOVA, Hughes (3), Logan (4), Sabathia (5), Soriano (6), Robertson (8), Rivera (9)
HR: Kelly (DET), Young (DET), Canó (NYY)
Attendance: 50,960

TIGERS STATISTICS FROM THE 2011 ALDS

Player	AVG	G	AB	R	H	TB	2B	3B	HR	RBI	SH	SF	HB	BB	SO	SB	CS	OBP	SLG	E
Avila, Alex	.063	5	16	0	1	1	0	0	0	1	1	0	0	2	7	0	0	.167	.063	0
Betemit, Wilson	.000	3	8	0	0	0	0	0	0	0	0	0	0	4	0	0	0	.000	.000	0
Cabrera, Miguel	.200	5	15	2	3	6	0	0	1	3	0	0	0	5	1	0	0	.400	.400	0
Inge, Brandon	.429	4	7	3	3	4	1	0	0	0	0	0	1	0	0	0	0	.500	.571	0
Jackson, Austin	.125	5	16	3	2	3	1	0	0	0	1	0	0	4	8	1	0	.300	.188	0
Kelly, Don	.364	4	11	3	4	7	0	0	1	2	0	0	0	0	4	0	0	.364	.636	0
Martinez, Victor	.222	5	18	1	4	7	0	0	1	3	0	0	0	2	5	0	0	.300	.389	0
Ordoñez, Magglio	.455	4	11	1	5	6	1	0	0	0	0	0	0	1	2	0	0	.500	.545	0
Peralta, Jhonny	.222	5	18	0	4	6	2	0	0	1	0	0	1	1	4	0	0	.300	.333	0
Raburn, Ryan	.400	3	5	0	2	2	0	0	0	1	0	0	0	0	3	0	0	.400	.400	0
Santiago, Ramon	.143	4	14	0	2	3	1	0	0	2	2	0	0	0	3	0	0	.143	.214	0
Santos, Omir	.000	1	0	0	0	0	0	0	0	0	0	0	0	0	0	0	0	.000	.000	0
Young, Delmon	.316	5	19	4	6	15	0	0	3	3	0	0	0	2	2	0	0	.381	.789	0
Totals	.228	5	158	17	36	60	6	0	6	16	4	0	2	17	47	2	0	.311	.380	0

Pitcher	W-L	ERA	G	GS	CG	SHO	SV	IP	H	AB	R	ER	HR	HB	BB	SO	WP	BK	AVG
Albuquerque, Al	0-0	81.00	2	0	0	0	0	0.1	2	3	3	1	0	1	0	0	1	0	.667
Benoit, Joaquin	0-0	2.45	2	0	0	0	0	3.2	4	15	1	1	1	0	1	6	0	0	.267
Coke, Phil	0-0	27.00	1	0	0	0	0	1.0	3	6	3	3	0	0	1	1	0	0	.500
Fister, Doug	1-1	6.52	2	1	0	0	0	9.2	12	41	7	7	1	0	4	10	0	1	.293
Perry, Ryan	0-0	0.00	2	0	0	0	0	2.1	3	9	0	0	0	0	0	2	0	0	.333
Porcello, Rick	0-1	6.00	1	1	0	0	0	6.0	5	22	4	4	0	2	1	5	0	0	.227
Scherzer, Max	1-0	1.23	2	1	0	0	0	7.1	4	26	1	1	0	1	4	7	0	0	.154
Schlereth, Daniel	0-0	10.80	2	0	0	0	0	1.2	4	9	2	2	0	0	0	4	1	0	.444
Valverde, Jose	0-0	6.00	3	0	0	0	2	3.0	2	10	2	2	1	0	4	3	0	0	.200
Verlander, Justin	1-0	5.00	2	2	0	0	0	9.0	6	32	5	5	0	1	5	12	1	0	.188
Totals	3-2	5.73	5	5	0	0	2	44.0	45	173	28	28	4	4	21	50	2	2	.260



2011 ALCS

TEXAS (WEST) 4 -- DETROIT (CENTRAL) 2

Game 1 • October 8, 2011

	R	H	E
DETROIT	0	0	0
TEXAS	2	7	1
	3	6	0

Pitchers: VERLANDER, Porcello (5), Coke (7), Perry (7) vs. Wilson, Gonzalez (5), OGANDO (6), Oliver (8), Adams (8), Feliz (9)
HR: Cruz (TEX)
Attendance: 50,114

Game 2 • October 10, 2011

	R	H	E
DETROIT	0	0	3
TEXAS	2	0	0
	3	8	0
	7	11	1

Pitchers: Scherzer, Coke (7), Benoit (7), Valverde (9), PERRY (11) vs. Holland, Feldman (3), Ogando (8), Gonzalez (9), Feliz (9), ADAMS (11)
HR: Raburn (DET), Cruz 2 (TEX)
Attendance: 51,227

Game 3 • October 11, 2011

	R	H	E
TEXAS	1	0	0
DETROIT	0	0	0
	2	8	0
	5	11	0

Pitchers: LEWIS, Uehara (6), Oliver (7), Tateyama (8) vs. FISTER, Benoit (8), Valverde (9)
HR: Cabrera (DET), Martinez (DET), Peralta (DET)
Attendance: 41,905

Game 4 • October 12, 2011

	R	H	E
TEXAS	0	0	0
DETROIT	0	0	0
	7	11	0
	3	5	1

Pitchers: Harrison, Ogando (6), Adams (8), Oliver (9), FELDMAN (10), Feliz (11) vs. Porcello, Alburquerque (7), Benoit (8), VALVERDE (10), Coke (11)
HR: Cruz (TEX), Inge (DET)
Attendance: 42,234

Game 5 • October 13, 2011

	R	H	E
TEXAS	1	0	0
DETROIT	0	0	0
	5	10	1
	7	10	1

Pitchers: WILSON, Uehara (7), Gonzalez (7), Adams (8) vs. VERLANDER, Coke (8)
HR: Cruz (TEX), Raburn (DET), Young 2 (DET), Avila (DET)
Attendance: 41,908

Game 6 • October 15, 2011

	R	H	E
DETROIT	1	1	0
TEXAS	0	0	0
	5	10	2
	15	17	0

Pitchers: SCHERZER, Schlereth (3), Porcello (3), Perry (3), Penny (6), Alburquerque (7) vs. Holland, Feldman (5), OGANDO (6), Adams (8), Feliz (9)
HR: Jackson (DET), Cabrera 2 (DET), Peralta (DET) Young (TEX), Cruz (TEX)
Attendance: 51,508

TIGERS STATISTICS FROM THE 2011 ALCS

Player	AVG	G	AB	R	H	TB	2B	3B	HR	RBI	SH	SF	HB	BB	SO	SB	CS	OBP	SLG	E
Avila, Alex	.080	6	25	1	2	5	0	0	1	1	0	0	0	0	9	0	0	.080	.200	0
Betemit, Wilson	.000	1	1	0	0	0	0	0	0	0	0	0	0	1	0	0	0	.000	.000	0
Cabrera, Miguel	.400	6	20	5	8	21	4	0	3	7	0	0	0	7	6	1	0	.556	1.050	0
Dirks, Andy	.200	2	5	1	1	1	0	0	0	0	0	0	0	1	1	0	0	.200	.200	0
Inge, Brandon	.267	6	15	3	4	7	0	0	1	1	1	0	0	3	3	0	0	.389	.467	0
Jackson, Austin	.240	6	25	3	6	10	1	0	1	4	0	0	1	3	11	0	1	.345	.400	1
Kelly, Don	.222	5	9	0	2	3	1	0	0	0	0	0	0	0	0	0	0	.222	.333	0
Martinez, Victor	.273	6	22	3	6	11	0	1	1	2	0	0	1	3	1	0	0	.385	.500	0
Ordoñez, Magglio	.000	1	2	0	0	0	0	0	0	0	0	0	0	1	1	0	0	.333	.000	0
Peralta, Jhonny	.217	6	23	2	5	12	1	0	2	2	1	0	0	1	4	0	0	.250	.522	0
Raburn, Ryan	.261	6	23	4	6	13	1	0	2	4	0	0	0	4	4	0	0	.370	.565	1
Santiago, Ramon	.375	6	24	1	9	10	1	0	0	0	0	0	0	4	0	0	0	.375	.417	1
Worth, Danny	.000	1	0	0	0	0	0	0	0	0	0	0	0	0	0	0	0	.000	.000	0
Young, Delmon	.133	4	15	2	2	8	0	0	2	3	0	0	0	0	5	0	0	.133	.533	1
Totals	.244	6	209	25	51	101	9	1	13	24	2	0	2	22	50	2	1	.322	.483	5

Pitcher	W-L	ERA	G	GS	CG	SHO	SV	IP	H	AB	R	ER	HR	HB	BB	SO	WP	BK	AVG
Alburquerque, Al	0-0	0.00	2	0	0	0	0	1.2	0	5	0	0	0	0	2	2	1	0	.000
Benoit, Joaquin	0-0	0.00	3	0	0	0	0	4.0	0	10	0	0	0	0	2	3	0	0	.000
Coke, Phil	0-0	2.70	4	0	0	0	1	3.1	3	13	1	1	0	0	1	2	0	0	.231
Fister, Doug	1-0	2.45	1	1	0	0	0	7.1	7	25	2	2	0	1	0	3	0	0	.280
Penny, Brad	0-0	27.00	1	0	0	0	0	1.2	7	12	5	5	2	0	2	1	1	0	.583
Perry, Ryan	0-1	9.00	3	0	0	0	0	4.0	6	17	5	4	1	0	0	1	0	0	.353
Porcello, Rick	0-0	4.00	3	1	0	0	0	9.0	10	37	5	4	0	0	1	7	0	0	.270
Scherzer, Max	0-1	9.72	2	2	0	0	0	8.1	11	36	9	9	1	0	5	7	0	0	.306
Schlereth, Daniel	0-0	---	1	0	0	0	0	0.0	1	1	1	1	0	0	0	0	0	0	1.000
Valverde, Jose	0-1	8.31	3	0	0	0	1	4.1	5	17	4	4	1	1	2	3	0	0	.294
Verlander, Justin	1-1	5.56	2	2	0	0	0	11.1	13	47	7	7	2	0	5	13	1	0	.277
Totals	2-4	6.05	6	6	0	0	2	55.0	63	220	39	37	7	2	20	42	3	0	.286



DETROIT (CENTRAL) 3 -- OAKLAND (WEST) 2

Game 1 • October 6, 2012

		R H E
OAKLAND	1 0 0 0 0 0 0	1 4 1
DETROIT	1 0 1 0 1 0 0 x	3 7 0

Pitchers: PARKER, Neshek (7), Blevins (8) vs. VERLANDER, Benoit (8), Valverde (9)
HR: Crisp (OAK), Avila (DET)
Attendance: 43,323

Game 2 • October 7, 2012

		R H E
OAKLAND	0 0 1 0 0 0 1 2 0	4 9 1
DETROIT	0 0 1 0 0 0 2 1 1	5 11 0

Pitchers: Milone, Doolittle (7), Cook (8), BALFOUR (9) vs. Fister, Benoit (8), Coke (9), ALBUQUERQUE (9)
HR: Reddick (OAK)
Attendance: 40,684

Game 3 • October 9, 2012

		R H E
DETROIT	0 0 0 0 0 0 0 0 0	0 4 0
OAKLAND	1 0 0 0 1 0 0 0 x	2 5 0

Pitchers: SANCHEZ, Dotel (7), Coke (8), Porcello (8) vs. ANDERSON, Cook (7), Doolittle (8), Balfour (9)
HR: Smith (OAK)
Attendance: 37,090

Game 4 • October 10, 2012

		R H E
DETROIT	0 0 1 1 0 0 0 1 0	3 10 1
OAKLAND	0 0 0 0 0 1 0 0 3	4 8 0

Pitchers: Scherzer, Dotel (6), Coke (6), Albuquerque (7), Benoit (8), VALVERDE (9) vs. Griffin, Blevins (6), Doolittle (8), COOK (8)
HR: Fielder (DET)
Attendance: 36,385

Game 5 • October 11, 2012

		R H E
DETROIT	0 0 2 0 0 0 4 0 0	6 9 0
OAKLAND	0 0 0 0 0 0 0 0 0	0 4 1

Pitchers: VERLANDER vs. PARKER, Cook (7), Blevins (7), Scribner (8)
Attendance: 36,393

TIGERS STATISTICS FROM THE 2012 ALDS

Player	AVG	G	AB	R	H	TB	2B	3B	HR	RBI	SH	SF	HB	BB	SO	SB	CS	OBP	SLG	E
Avila, Alex	.250	4	12	2	3	7	1	0	1	1	0	0	0	0	6	0	0	.250	.583	0
Berry, Quintin	.300	4	10	1	3	4	1	0	0	0	1	0	0	1	3	1	0	.364	.400	0
Cabrera, Miguel	.250	5	20	1	5	7	2	0	0	1	0	0	1	1	1	0	0	.318	.350	0
Dirks, Andy	.294	5	17	0	5	6	1	0	0	0	1	0	0	0	3	1	0	.294	.353	0
Fielder, Prince	.190	5	21	1	4	7	0	0	1	2	0	0	0	1	2	0	0	.227	.333	1
Garcia, Avisail	.143	5	7	0	1	1	0	0	0	1	0	0	0	1	2	0	0	.250	.143	0
Infante, Omar	.353	5	17	6	6	7	1	0	0	0	1	0	0	1	6	1	0	.389	.412	0
Jackson, Austin	.250	5	20	4	5	7	2	0	0	3	1	0	0	1	7	0	0	.286	.350	0
Kelly, Don	.000	1	0	1	0	0	0	0	0	1	0	1	0	0	0	0	0	.000	.000	0
Laird, Gerald	.000	2	5	0	0	0	0	0	0	0	0	0	1	0	3	0	0	.167	.000	0
Peralta, Jhonny	.294	5	17	1	5	5	0	0	0	0	0	0	0	1	3	1	0	.333	.294	0
Worth, Danny	.000	1	0	0	0	0	0	0	0	0	0	0	0	0	0	0	0	.000	.000	0
Young, Delmon	.235	5	17	0	4	4	0	0	0	2	0	0	1	0	3	0	1	.278	.235	0
Totals	.252	5	163	17	41	55	8	0	2	11	4	1	3	7	39	4	1	.293	.337	1

Pitcher	W-L	ERA	G	GS	CG	SHO	SV	IP	H	AB	R	ER	HR	HB	BB	SO	WP	BK	AVG
Albuquerque, Al	1-0	0.00	2	0	0	0	0	1.1	0	4	0	0	0	0	0	1	0	0	.000
Benoit, Joaquin	0-0	6.00	3	0	0	0	0	3.0	4	13	2	2	1	0	1	2	1	0	.308
Coke, Phil	0-0	0.00	3	0	0	0	0	1.2	1	6	0	0	0	0	2	1	0	0	.167
Dotel, Octavio	0-0	0.00	2	0	0	0	0	1.0	0	3	0	0	0	0	1	2	0	0	.000
Fister, Doug	0-0	2.57	1	1	0	0	0	7.0	6	24	2	2	0	2	2	8	0	0	.250
Porcello, Rick	0-0	0.00	1	0	0	0	0	0.1	0	1	0	0	0	0	0	0	0	0	.000
Sanchez, Anibal	0-1	2.84	1	1	0	0	0	6.1	5	22	2	2	1	0	2	3	0	0	.227
Scherzer, Max	0-0	0.00	1	1	0	0	0	5.1	3	19	1	0	0	0	1	8	1	0	.158
Valverde, Jose	0-1	16.20	2	0	0	0	1	1.2	4	9	3	3	0	0	3	0	0	0	.444
Verlander, Justin	2-0	0.56	2	2	1	1	0	16.0	7	54	1	1	1	0	5	22	0	0	.130
Totals	3-2	2.06	5	5	1	1	1	43.2	30	155	11	10	3	2	14	50	2	0	.194



2012 ALCS

DETROIT (CENTRAL) 4 -- NEW YORK (EAST) 0

Game 1 • October 13, 2012

DETROIT	0 0 0 0 2 0 2 0 0 2	R H E
NEW YORK	0 0 0 0 0 0 4 0 0 0	6 15 1 4 11 0

Pitchers: Fister, Coke (7), Benoit (8) Valverde (9), Dotel (9), SMYLY (11) vs. Pettitte, Lowe (7), Logan (8), Eppley (9), Rapada (9), Soriano (10), Robertson (11), PHELPS (12)

HR: Young (DET), Suzuki (NYY), Ibanez (NYY)
Attendance: 47,122

Game 2 • October 14, 2012

DETROIT	0 0 0 0 0 1 2 0	R H E
NEW YORK	0 0 0 0 0 0 0 0	3 8 1 0 4 0

Pitchers: SANCHEZ, Coke (8) vs. KURODA, Logan (8), Chamberlain (8), Rapada (8), Eppley (8)
Attendance: 47,082

Game 3 • October 16, 2012

NEW YORK	0 0 0 0 0 0 1	R H E
DETROIT	0 0 0 1 1 0 0 x	1 5 1 2 7 0

Pitchers: HUGHES, Phelps (4), Rapada (5), Eppley (5), Logan (6) Chamberlain (8) vs. VERLANDER, Coke (9)

HR: Nunez (NYY), Young (DET)
Attendance: 42,490

Game 4 • October 18, 2012

NEW YORK	0 0 0 0 0 1 0 0 0	R H E
DETROIT	1 0 1 4 0 0 1 1 x	1 2 2 8 16 1

Pitchers: SABATHIA, Eppley (4), Rapada (5), Chamberlain (6), Lowe (7), Robertson (8) vs. SCHERZER, Smyly (6), Dotel (7), Coke (8)

HR: Jackson (DET), Cabrera (DET), Peralta 2 (DET)
Attendance: 42,477

TIGERS STATISTICS FROM THE 2012 ALCS

Player	AVG	G	AB	R	H	TB	2B	3B	HR	RBI	SH	SF	HB	BB	SO	SB	CS	OBP	SLG	E
Avila, Alex	.200	3	10	0	2	2	0	0	0	0	0	0	0	0	4	0	0	.200	.200	0
Berry, Quintin	.250	3	8	2	2	3	1	0	0	0	0	0	0	0	1	1	0	.250	.375	0
Cabrera, Miguel	.313	4	16	3	5	9	1	0	1	4	0	0	3	2	0	0	0	.421	.563	0
Dirks, Andy	.222	4	18	0	4	5	1	0	0	1	0	0	0	1	2	0	0	.263	.278	0
Fielder, Prince	.235	4	17	1	4	4	0	0	0	1	0	0	0	2	5	0	0	.316	.235	1
Garcia, Avisail	.455	4	11	0	5	6	1	0	0	3	0	0	0	0	1	1	0	.455	.545	0
Infante, Omar	.222	4	18	3	4	4	0	0	0	0	0	0	0	1	3	1	0	.263	.222	1
Jackson, Austin	.353	4	17	3	6	12	1	1	1	1	0	0	0	2	3	0	0	.421	.706	0
Kelly, Don	.000	1	0	1	0	0	0	0	0	0	0	0	0	0	0	0	0	.000	.000	0
Laird, Gerald	.125	2	8	0	1	1	0	0	0	0	0	0	0	0	1	0	0	.125	.125	0
Peralta, Jhonny	.389	4	18	3	7	14	1	0	2	3	0	0	0	1	3	0	0	.421	.778	0
Young, Delmon	.353	4	17	3	6	13	1	0	2	6	0	0	0	2	5	0	0	.421	.765	0
Totals	.291	4	158	19	46	73	7	1	6	19	0	0	0	12	30	3	0	.341	.462	3

Pitcher	W-L	ERA	G	GS	CG	SHO	SV	IP	H	AB	R	ER	HR	HB	BB	SO	WP	BK	AVG
Benoit, Joaquin	0-0	0.00	1	0	0	0	0	0.2	1	3	0	0	0	0	0	0	0	0	.333
Coke, Phil	0-0	0.00	4	0	0	0	2	5.2	3	20	0	0	0	0	0	4	0	0	.150
Dotel, Octavio	0-0	0.00	2	0	0	0	0	2.1	0	7	0	0	0	0	2	3	0	0	.000
Fister, Doug	0-0	0.00	1	1	0	0	0	6.1	6	25	0	0	0	0	4	5	0	0	.240
Sanchez, Anibal	1-0	0.00	1	1	0	0	0	7.0	3	24	0	0	0	0	3	7	0	0	.125
Scherzer, Max	1-0	1.59	1	1	0	0	0	5.2	2	20	1	1	0	0	2	10	0	0	.100
Smyly, Drew	1-0	0.00	2	0	0	0	0	2.1	1	8	0	0	0	0	0	2	0	0	.125
Valverde, Jose	0-0	54.00	1	0	0	0	0	0.2	3	5	4	4	2	0	1	2	0	0	.600
Verlander, Justin	1-0	1.08	1	1	0	0	0	8.1	3	28	1	1	1	0	0	3	0	0	.107
Totals	4-0	1.38	4	4	0	1	2	39.0	22	140	6	6	3	0	12	36	0	0	.157

2012 WORLD SERIES



SAN FRANCISCO (NL) 4 -- DETROIT (AL) 0

Game 1 • October 24, 2012

DETROIT	0 0 0 0 1 0 0 2	R H E
SAN FRANCISCO	1 0 3 1 1 0 2 0 x	3 8 0
		8 11 0

Pitchers: VERLANDER, Albuquerque (5), Valverde (7), Benoit (7), Porcello (8) vs. ZITO, Lincecum (6), Mijares (9), Kontos (9), Affeldt (9)

HR: Peralta (DET), Sandoval 3 (SF)
Attendance: 42,855

Game 2 • October 25, 2012

DETROIT	0 0 0 0 0 0 0 0	R H E
SAN FRANCISCO	0 0 0 0 0 0 1 1 x	0 2 0
		2 5 0

Pitchers: FISTER, Smyly (7), Dotel (8), Coke (8) vs. BUMGARNER, Casilla (8), Romo (9)
Attendance: 42,982

Game 3 • October 27, 2012

SAN FRANCISCO	0 2 0 0 0 0 0 0	R H E
DETROIT	0 0 0 0 0 0 0 0	2 7 1
		0 5 1

Pitchers: VOGELSONG, Lincecum (6), Romo (9) vs. SANCHEZ, Benoit (8), Coke (9)
Attendance: 42,262

Game 4 • October 28, 2012

SAN FRANCISCO	0 1 0 0 0 2 0 0 0 1	R H E
DETROIT	0 0 2 0 0 1 0 0 0 0	4 9 0
		3 5 0

Pitchers: Cain, Affeldt (8), CASILLA (9), Romo (10) vs. Scherzer, Smyly (7), Dotel (7), Coke (9)
HR: Posey (SF), Cabrera (DET), Young (DET)
Attendance: 42,152

TIGERS STATISTICS FROM THE 2012 WORLD SERIES

Player	AVG	G	AB	R	H	TB	2B	3B	HR	RBI	SH	SF	HB	BB	SO	SB	CS	OBP	SLG	E
Avila, Alex	.143	2	7	0	1	1	0	0	0	0	0	0	0	1	2	0	0	.250	.143	0
Berry, Quintin	.000	4	8	0	0	0	0	0	0	0	0	0	0	1	2	0	0	.111	.000	0
Cabrera, Miguel	.231	4	13	1	3	6	0	0	1	3	0	0	0	3	4	0	0	.375	.462	0
Dirks, Andy	.111	4	9	0	1	1	0	0	0	0	0	0	0	1	2	0	0	.200	.111	0
Fielder, Prince	.071	4	14	0	1	1	0	0	0	0	0	0	1	0	4	0	0	.133	.071	0
Fister, Doug	.000	1	2	0	0	0	0	0	0	0	0	0	0	0	1	0	0	.000	.000	0
Garcia, Avisail	.000	3	5	0	0	0	0	0	0	0	0	0	0	1	2	0	0	.167	.000	0
Infante, Omar	.333	4	15	0	5	5	0	0	0	0	0	0	1	0	4	0	1	.375	.333	0
Jackson, Austin	.231	4	13	2	3	4	1	0	0	0	0	0	0	4	6	0	0	.412	.308	1
Kelly, Don	.000	2	1	0	0	0	0	0	0	0	0	0	0	0	1	0	0	.000	.000	0
Laird, Gerald	.000	2	7	0	0	0	0	0	0	0	0	0	0	0	1	0	0	.000	.000	0
Peralta, Jhonny	.067	4	15	1	1	4	0	0	1	2	0	0	0	0	3	0	0	.067	.267	0
Santiago, Ramon	.000	1	1	0	0	0	0	0	0	0	0	0	0	0	0	0	0	.000	.000	0
Verlander, Justin	.000	1	1	0	0	0	0	0	0	0	0	0	0	0	0	0	0	.000	.000	0
Worth, Danny	.000	2	1	0	0	0	0	0	0	0	0	0	0	0	1	0	0	.000	.000	0
Young, Delmon	.357	4	14	2	5	9	1	0	1	1	0	0	0	1	3	0	0	.400	.643	0
Totals	.159	4	126	6	20	31	2	0	3	6	0	0	2	12	36	0	1	.243	.246	1

Pitcher	W-L	ERA	G	GS	CG	SHO	SV	IP	H	AB	R	ER	HR	HB	BB	SO	WP	BK	AVG
Albuquerque, Al	0-0	4.50	1	0	0	0	0	2.0	1	7	1	1	1	0	0	2	0	0	.143
Benoit, Joaquin	0-0	0.00	2	0	0	0	0	1.2	1	6	0	0	0	0	3	1	0	0	.167
Coke, Phil	0-1	2.70	3	0	0	0	0	3.1	2	11	1	1	0	0	8	0	0	0	.182
Dotel, Octavio	0-0	0.00	2	0	0	0	0	1.2	0	3	0	0	0	0	2	1	0	0	.000
Fister, Doug	0-1	1.50	1	1	0	0	0	6.0	4	22	1	1	0	0	1	3	0	0	.182
Porcello, Rick	0-0	0.00	1	0	0	0	0	1.0	0	3	0	0	0	0	1	0	0	0	.000
Sanchez, Anibal	0-1	2.57	1	1	0	0	0	7.0	6	27	2	2	0	0	1	8	1	0	.222
Scherzer, Max	0-0	4.26	1	1	0	0	0	6.1	7	25	3	3	1	0	1	8	0	0	.280
Smyly, Drew	0-0	5.40	2	0	0	0	0	1.2	1	5	1	1	0	0	3	2	0	0	.200
Valverde, Jose	0-0	54.00	1	0	0	0	0	0.1	4	5	2	2	0	0	0	1	0	0	.800
Verlander, Justin	0-1	11.25	1	1	0	0	0	4.0	6	18	5	5	2	0	1	4	0	0	.333
Totals	0-4	4.11	4	4	0	0	0	35.0	32	132	16	16	4	0	9	41	2	0	.242



2013 ALDS

DETROIT (CENTRAL) 3 -- OAKLAND (WEST) 2

Game 1 • October 4, 2013

DETROIT	3	0	0	0	0	0		R	H	E
OAKLAND	0	0	0	0	2	0		3	1	0
								2	3	0

Pitchers: SCHERZER, Smyly (8), Benoit (8) vs. COLON, Otero (7), Doolittle (8)
HR: Cespedes (OAK)
Attendance: 48,401

Game 2 • October 5, 2013

DETROIT	0	0	0	0	0	0		R	H	E
OAKLAND	0	0	0	0	0	1		0	4	0
								1	8	0

Pitchers: Verlander, Smyly (8), ALBURQUERQUE (8), Porcello (9) vs. Gray, BALFOUR (9)
Attendance: 48,292

Game 3 • October 7, 2013

OAKLAND	0	0	1	2	3	0	0	R	H	E
DETROIT	0	0	0	3	0	0	0	6	1	0
								3	7	1

Pitchers: PARKER, Otero (6), Doolittle (8), Balfour (9) vs. SANCHEZ, Alvarez (5), Veras (8)
HR: Moss (OAK), Smith (OAK), Reddick (OAK)
Attendance: 43,973

Game 4 • October 8, 2013

OAKLAND	1	0	0	2	0	1	0	R	H	E
DETROIT	0	0	0	3	0	2	3	6	1	0
								8	9	0

Pitchers: Straily, DOOLITTLE (7), Otero (7), Cook (8), Anderson (8) vs. Fister, SCHERZER (7), Benoit (9)
HR: Lowrie (OAK), Martinez (DET), Peralta (DET)
Attendance: 43,958

Game 5 • October 10, 2013

DETROIT	0	0	0	2	0	1	0	R	H	E
OAKLAND	0	0	0	0	0	0	0	3	8	0
								0	3	0

Pitchers: VERLANDER, Benoit (9) vs. GRAY, Otero (6), Doolittle (8), Balfour (9)
HR: Cabrera (DET)
Attendance: 46,959

TIGERS STATISTICS FROM THE 2013 ALDS

Player	AVG	G	AB	R	H	TB	2B	3B	HR	RBI	SH	SF	HB	BB	SO	SB	CS	OBP	SLG	E
Avila, Alex	.133	5	15	1	2	2	0	0	0	1	0	0	0	4	5	0	0	.316	.133	0
Cabrera, Miguel	.250	5	20	1	5	8	0	0	1	3	0	0	0	1	2	0	0	.286	.400	1
Dirks, Andy	.000	2	3	2	0	0	0	0	0	0	0	0	0	1	1	0	0	.250	.000	0
Felder, Prince	.278	5	18	2	5	5	0	0	0	0	0	0	1	1	2	0	1	.350	.278	0
Holaday, Bryan	.000	0	0	0	0	0	0	0	0	0	0	0	0	0	0	0	0	.000	.000	0
Hunter, Torii	.158	5	19	3	3	3	0	0	0	0	0	0	1	1	6	0	1	.238	.259	0
Iglesias, José	.083	5	12	0	1	1	0	0	0	0	1	0	0	1	2	0	1	.154	.083	0
Infante, Omar	.222	5	18	0	4	5	1	0	0	3	0	0	0	1	2	0	0	.263	.273	0
Jackson, Austin	.100	5	20	1	2	3	1	0	0	1	0	0	0	1	13	0	0	.143	.150	0
Kelly, Don	.400	3	5	0	2	2	0	0	0	0	0	0	0	2	1	0	0	.571	.400	0
Martinez, Victor	.450	5	20	5	9	14	2	0	1	2	0	0	0	0	2	0	0	.450	.700	0
Peña, Brayan	.000	0	0	0	0	0	0	0	0	0	0	0	0	0	0	0	0	.000	.000	0
Peralta, Jhonny	.417	4	12	1	5	9	1	0	1	5	0	0	0	0	2	0	0	.417	.750	0
Perez, Hernan	.000	1	0	1	0	0	0	0	0	0	0	0	0	0	0	0	0	.000	.000	0
Santiago, Ramon	.000	3	0	0	0	0	0	0	0	0	0	0	0	0	0	0	0	.000	.000	0
Tuiasosopo, Matt	.000	0	0	0	0	0	0	0	0	0	0	0	0	0	0	0	0	.000	.000	0
Totals	.235	5	162	17	38	52	5	0	3	15	1	0	2	13	38	3	4	.299	.321	1

Pitcher	W-L	ERA	G	GS	CG	SHO	SV	IP	H	AB	R	ER	HR	HB	BB	SO	WP	BK	AVG
Alburquerque, Al	0-1	13.50	1	0	0	0	0	0.2	2	5	1	1	0	0	1	2	0	0	.500
Alvarez, Jose	0-0	0.00	1	0	0	0	0	3.0	0	10	0	0	0	0	1	3	0	0	.000
Benoit, Joaquin	0-0	5.40	3	0	0	0	2	3.1	3	15	2	2	0	1	1	6	0	0	.231
Fister, Doug	0-0	4.50	1	1	0	0	0	6.0	7	25	3	3	1	0	1	1	1	0	.292
Porcello, Rick	0-0	0.00	0	0	1	0	0	1.0	0	1	0	0	0	0	0	0	0	0	1.000
Putkonen, Luke	0-0	0.00	0	0	0	0	0	0.0	0	0	0	0	0	0	0	0	0	0	.000
Sanchez, Anibal	0-1	10.38	1	1	0	0	0	4.1	8	24	6	5	3	0	2	6	0	0	.381
Scherzer, Max	2-0	3.00	2	1	0	0	0	9.0	6	37	3	3	1	0	4	13	1	0	.188
Smyly, Drew	0-0	0.00	2	0	0	0	0	1.0	1	6	0	0	0	0	2	2	0	0	.250
Veras, Jose	0-0	0.00	1	0	0	0	0	1.2	2	7	0	0	0	0	0	3	0	0	.286
Verlander, Justin	1-0	0.00	2	2	0	0	0	15.0	6	53	0	0	0	0	2	21	0	0	.118
Totals	3-2	2.86	5	5	0	1	2	44.0	36	183	15	14	5	1	14	57	2	0	.217



2014 ALDS

BALTIMORE (EAST) 3 -- DETROIT (CENTRAL) 0

Game 1 • October 2, 2014

		R	H	E
DETROIT	0 2 0 0 0 0 1 0	3	8	2
BALTIMORE	2 1 0 0 0 0 1 8 0	12	12	0

Pitchers: SCHERZER, Chamberlain (8), Soria (8), Coke (8) vs. TILLMAN, Miller (6), O'Day (7), Britton (8), Hunter (9)
HR: Cruz (BAL), Martinez, V. (DET), Martinez, J.D. (DET), Hardy (BAL), Cabrera (DET)
Attendance: 47,842

Game 2 • October 3, 2014

		R	H	E
DETROIT	0 0 0 5 0 0 0 1 0	6	10	0
BALTIMORE	0 0 2 1 0 0 0 4 0	7	9	0

Pitchers: Verlander, Sanchez (6), Chamberlain (8), SORIA (8) vs. Chen, Gausman (3), BRACH (8), Britton (9)
HR: Markakis (BAL), Martinez, J.D. (DET), Castellanos (DET)
Attendance: 48,058

Game 4 • October 5, 2014

		R	H	E
BALTIMORE	0 0 0 0 2 0 0 0 0	2	5	1
DETROIT	0 0 0 0 0 0 0 0 1	1	4	0

Pitchers: NORRIS, Miller (6), Britton (9) vs. PRICE, Nathan (9)
HR: Cruz (BAL)
Attendance: 43,013

TIGERS STATISTICS FROM THE 2014 ALDS

Player	AVG	G	AB	R	H	TB	2B	3B	HR	RBI	SH	SF	HB	BB	SO	SB	CS	OBP	SLG	E
Avila, Alex	.222	3	9	0	2	3	1	0	0	0	0	0	0	0	4	0	0	.222	.333	0
Cabrera, Miguel	.364	3	11	2	4	8	1	0	1	1	0	0	0	1	2	0	0	.417	.727	0
Carrera, Ezequiel	.000	3	1	0	0	0	0	0	0	0	0	0	0	1	0	1	0	.500	.000	0
Castellanos, Nick	.100	3	10	1	1	4	0	0	1	1	0	0	0	2	1	0	0	.250	.400	0
Davis, Rajai	.333	3	6	0	2	2	0	0	0	0	0	0	0	0	0	0	0	.333	.333	1
Holaday, Bryan	.000	1	2	0	0	0	0	0	0	0	0	0	0	0	1	0	0	.000	.000	0
Hunter, Torii	.200	3	10	2	2	2	0	0	0	0	0	0	0	2	2	0	0	.333	.200	0
Kelly, Don	.500	2	2	0	1	1	0	0	0	0	0	0	0	0	1	1	0	.500	.500	0
Kinsler, Ian	.083	3	12	0	1	1	0	0	0	0	0	0	0	1	3	0	0	.154	.083	0
Martinez, J.D.	.250	3	12	2	3	10	1	0	2	5	0	0	0	0	4	0	0	.250	.833	0
Martinez, Victor	.333	3	12	3	4	9	2	0	1	3	0	0	0	0	4	0	0	.333	.750	0
Perez, Hernan	.000	2	2	0	0	0	0	0	0	0	0	0	0	0	0	0	0	.000	.000	0
Romine, Andrew	.182	3	11	0	2	2	0	0	0	0	0	0	0	0	4	0	0	.182	.182	1
Suarez, Eugenio	.000	1	1	0	0	0	0	0	0	0	0	0	0	0	0	0	0	.000	.000	0
Totals	.218	3	101	10	22	42	5	0	5	10	0	0	0	7	26	2	0	.269	.416	2

Pitcher	W-L	ERA	G	GS	CG	SHO	SV	IP	H	AB	R	ER	HR	HB	BB	SO	WP	BK	AVG
Alburquerque, Al	0-0	0.00	0	0	0	0	0	0.0	0	0	0	0	0	0	0	0	0	0	.000
Chamberlain, Joba	0-0	108.00	2	0	0	0	0	0.1	3	5	5	4	0	0	0	0	0	0	.600
Coke, Phil	0-0	27.00	1	0	0	0	0	0.1	1	2	1	1	0	0	1	0	1	0	.500
Lobstein, Kyle	0-0	0.00	0	0	0	0	0	0.0	0	0	0	0	0	0	0	0	0	0	.000
Nathan, Joe	0-0	0.00	1	0	0	0	0	1	0	3	0	0	0	0	0	1	0	0	.000
Porcello, Rick	0-0	0.00	0	0	0	0	0	0.0	0	0	0	0	0	0	0	0	0	0	.000
Price, David	0-1	2.25	1	1	0	0	0	8	5	28	2	2	1	1	2	6	0	0	.179
Sanchez, Anibal	0-0	0.00	1	0	0	0	0	2	0	6	0	0	0	0	0	2	0	0	.000
Scherzer, Max	0-1	6.14	1	1	0	0	0	7.1	7	27	5	5	2	0	1	6	0	0	.259
Soria, Joakim	0-1	45.00	2	0	0	0	0	1.0	4	7	5	5	0	0	2	0	0	0	.571
Verlander, Justin	0-0	5.40	1	1	0	0	0	5	6	21	3	3	1	0	1	4	0	0	.286
Totals	0-3	5.40	3	3	0	0	0	25.0	26	99	21	20	4	1	7	19	1	0	.263



INDIVIDUAL BATTING

BATTING AVERAGE

Highest Average, Career (Min. 30 AB).....	432	Sean Casey.....	2006
Highest Average, Division Series (Min. 10 AB).....	571	Carlos Guillen.....	2006
Highest Average, LCS (Min. 10 AB).....	529	Placido Polanco.....	2006
Highest Average, World Series (Min. 10 AB).....	529	Sean Casey.....	2006

GAMES PLAYED

Most Games Played, Career.....	38	Miguel Cabrera.....	2011-14
Most Games Played, Division Series.....	18	Miguel Cabrera.....	2011-14
Most Games Played, LCS.....	16	Miguel Cabrera.....	2011-13
		Austin Jackson.....	2011-13
		Jhonny Peralta.....	2011-13
Most Games Played, World Series.....	23	Hank Greenberg.....	1934-35, 1940, 1945

AT-BATS

Most At-Bats, Career.....	137	Miguel Cabrera.....	2011-14
Most At-Bats, Division Series.....	66	Miguel Cabrera.....	2011-14
Most At-Bats, LCS.....	64	Austin Jackson.....	2011-13
Most At-Bats, World Series.....	85	Hank Greenberg.....	1934-35, 1940, 1945
Most At-Bats, Division Series Game.....	5	14 times.....	(last, two players, 10/10/2013 at OAK)
Most At-Bats, LCS Game.....	6	Five times.....	(last, four players, 10/13/2012 at NYY, 12 inn.)
Most At-Bats, World Series Game.....	6	Germany Schaefer.....	10/8/1907 at CHC
		Goose Goslin.....	10/4/1934 vs. STL
		Doc Cramer.....	10/8/1945 at CHC
		Eddie Mayo.....	10/8/1945 at CHC
		Rudy York.....	10/8/1945 at CHC

RUNS SCORED

Most Runs, Career.....	18	Austin Jackson.....	2011-13
		Miguel Cabrera.....	2011-14
Most Runs, Division Series.....	9	Victor Martinez.....	2011-14
Most Runs, LCS.....	11	Miguel Cabrera.....	2011-13
Most Runs, World Series.....	17	Hank Greenberg.....	1934-35, 1940, 1945
Most Runs, Division Series Game.....	3	Magglio Ordoñez.....	10/7/2006 vs. NYY
Most Runs, LCS Game.....	2	20 times.....	(last, V. Martinez, 10/13/2013 at BOS)
Most Runs, World Series Game.....	3	Hank Greenberg.....	10/7/1945 at CHC
		Al Kaline.....	10/9/1968 at STL
		Kirk Gibson.....	10/14/1984 vs. SD

HITS

Most Hits, Career.....	39	Miguel Cabrera.....	2011-14
Most Hits, Division Series.....	17	Miguel Cabrera.....	2011-14
		Victor Martinez.....	2011-14
Most Hits, LCS.....	19	Miguel Cabrera.....	2011-13
		Austin Jackson.....	2011-13
Most Hits, World Series.....	27	Hank Greenberg.....	1934-35, 1940, 1945
Most Hits, Division Series Game.....	3	Nine times.....	(last, Cabrera, 10/3/2014 at BAL)
Most Hits, LCS Game.....	3	12 times.....	(last, Peralta, 10/12/2013 at BOS)
Most Hits, World Series Game.....	4	Claude Rossman.....	10/9/1907 at CHC
		Ty Cobb.....	10/12/1908 at CHC
		Donie Bush.....	10/11/1909 vs. PIT
		Hank Greenberg.....	10/6/1934 at STL

EXTRA-BASE HITS

Most Extra-Base Hits, Career.....	17	Miguel Cabrera.....	2011-14
Most Extra-Base Hits, Division Series.....	7	Victor Martinez.....	2011-14
Most Extra-Base Hits, LCS.....	10	Miguel Cabrera.....	2011-13
Most Extra-Base Hits, World Series.....	14	Hank Greenberg.....	1934-35, 1940, 1945
Most Extra-Base Hits, Division Series Game.....	2	Carlos Guillen.....	10/5/2006 at NYY
		Miguel Cabrera.....	10/7/2012 vs. OAK
		Jhonny Peralta.....	10/8/2013 vs. OAK
Most Extra-Base Hits, LCS Game.....	2	16 times.....	(last, V. Martinez, 10/13/2013 vs. BOS)
Most Extra-Base Hits, World Series Game.....	3	Hank Greenberg.....	10/7/1945 at CHC
		Sean Casey.....	10/27/2006 at STL

TOTAL BASES

Most Total Bases, Career.....	74	Miguel Cabrera.....	2011-14
Most Total Bases, Division Series.....	30	Victor Martinez.....	2011-14
Most Total Bases, LCS.....	39	Miguel Cabrera.....	2011-13
Most Total Bases, World Series.....	53	Hank Greenberg.....	1934-35, 1940, 1945
Most Total Bases, Division Series Game.....	6	Five times.....	(last, two players, 10/8/2013 vs. OAK)
Most Total Bases, LCS Game.....	8	Alan Trammell.....	10/2/1984 at KC
		Magglio Ordoñez.....	10/14/2006 vs. OAK
		Delmon Young.....	10/13/2011 vs. TEX
		Miguel Cabrera.....	10/15/2011 at TEX
		Jhonny Peralta.....	10/18/2012 vs. NYY
Most Total Bases, World Series Game.....	9	Alan Trammell.....	10/13/1984 vs. SD
		Kirk Gibson.....	10/14/1984 vs. SD

DOUBLES

Most Doubles, Career.....	9	Pete Fox.....	1934-35, 1940
Most Doubles, Division Series.....	4	Austin Jackson.....	2011-13
		Victor Martinez.....	2011-14
Most Doubles, LCS.....	5	Miguel Cabrera.....	2011-13
		Jhonny Peralta.....	2011-13



TIGERS POSTSEASON RECORD BOOK

Most Doubles, World Series.....	9	Pete Fox.....	1934-35, 1940
Most Doubles, Division Series Game.....	2	Miguel Cabrera.....	10/7/2012 vs. OAK
Most Doubles, LCS Game.....	2	Tony Taylor.....	10/11/1972 vs. OAK
		Jhonny Peralta.....	10/12/2013 vs. BOS
		Victor Martinez.....	10/13/2013 at BOS
		Jhonny Peralta.....	10/12/2013 at BOS
Most Doubles, World Series Game.....	3	Hank Greenberg.....	10/7/1945 at CHC

TRIPLES

Most Triples, Career.....	2	Hank Greenberg.....	1934-35, 1940, 1945
Most Triples, Division Series.....	1	Curtis Granderson.....	2006
Most Triples, LCS.....	1	Duke Sims.....	1972
		Alan Trammell.....	1984, 1987
		Victor Martinez.....	2011, 2013
		Austin Jackson.....	2011-13
Most Triples, World Series.....	2	Hank Greenberg.....	1934-35, 1940, 1945
Most Triples, Division Series Game.....	1	Curtis Granderson.....	10/5/2006 at NYY
Most Triples, LCS Game.....	1	Duke Sims.....	10/7/1972 at OAK
		Alan Trammell.....	10/2/1984 at KC
		Victor Martinez.....	10/13/2011 vs. TEX
		Austin Jackson.....	10/13/2012 at NYY (12 inn.)
		11 times.....	(last, Guillen, 10/22/2006 vs. STL)

HOME RUNS

Most Home Runs, Career.....	9	Miguel Cabrera.....	2011-14
Most Home Runs, Division Series.....	3	Delmon Young.....	2011-12
		Miguel Cabrera.....	2011-14
		Victor Martinez.....	2011-14
		Miguel Cabrera.....	2011-13
Most Home Runs, LCS.....	5	Hank Greenberg.....	1934-35, 1940, 1945
Most Home Runs, World Series.....	5	22 times.....	(last, two players, 10/3/2014 at BAL)
Most Home Runs, Division Series Game.....	1	Magglio Ordoñez.....	10/14/2006 vs. OAK
Most Home Runs, LCS Game.....	2	Delmon Young.....	10/13/2011 vs. TEX
		Miguel Cabrera.....	10/15/2011 at TEX
		Jhonny Peralta.....	10/18/2012 vs. NYY
		Alan Trammell.....	10/13/1984 vs. SD
		Kirk Gibson.....	10/14/1984 vs. SD

RUNS BATTED IN

Most RBI, Career.....	26	Miguel Cabrera.....	2011-14
Most RBI, Division Series.....	8	Miguel Cabrera.....	2011-14
		Victor Martinez.....	2011-14
		Miguel Cabrera.....	2011-13
Most RBI, LCS.....	15	Hank Greenberg.....	1934-35, 1940, 1945
Most RBI, World Series.....	22	Miguel Cabrera.....	10/2/2011 at NYY
Most RBI, Division Series Game.....	3	Jhonny Peralta.....	10/8/2013 vs. OAK
		J.D. Martinez.....	10/3/2014 at BAL
		Alexis Gomez.....	10/11/2006 at OAK
		Magglio Ordoñez.....	10/14/2006 vs. OAK
Most RBI, LCS Game.....	4	Kirk Gibson.....	10/14/1984 vs. SD
Most RBI, World Series Game.....	5		

WALKS

Most Walks, Career.....	23	Miguel Cabrera.....	2011-14
Most Walks, Division Series.....	8	Miguel Cabrera.....	2011-14
Most Walks, LCS.....	12	Miguel Cabrera.....	2011-13
Most Walks, World Series.....	13	Hank Greenberg.....	1934-35, 1940, 1945
		Jo-Jo White.....	1934-35
Most Walks, Division Series Game.....	2	Carlos Guillen.....	10/3/2006 at NYY
		Miguel Cabrera.....	10/3/2011 vs. NYY
		Austin Jackson.....	10/3/2011 vs. NYY
		Don Kelly.....	10/10/2013 at OAK
		Nicholas Castellanos.....	10/5/2014 vs. BAL
Most Walks, LCS Game.....	3	Darrell Evans.....	10/10/1987 vs. MIN
		Lou Whitaker.....	10/11/1987 vs. MIN
		Curtis Granderson.....	10/13/2006 vs. OAK
		Miguel Cabrera.....	10/12/2011 vs. TEX (11 inn.)
Most Walks, World Series Game.....	3	Pinky Higgins.....	10/6/1940 vs. CIN
		Roy Cullenbine.....	10/10/1945 at CHC
		Don Wert.....	10/3/1968 at STL
		Dick McAuliffe.....	10/9/1968 at STL

STRIKEOUTS

Most Strikeouts, Career.....	53	Austin Jackson.....	2011-13
Most Strikeouts, Division Series.....	28	Austin Jackson.....	2011-13
Most Strikeouts, LCS.....	19	Austin Jackson.....	2011-13
		Alex Avila.....	2011-13
Most Strikeouts, World Series.....	19	Hank Greenberg.....	1934-35, 1940, 1945
Most Strikeouts, Division Series Game.....	4	Austin Jackson.....	10/5/2013 at OAK
Most Strikeouts, LCS Game.....	4	Austin Jackson.....	10/13/2011 vs. TEX
Most Strikeouts, World Series Game.....	4	Schoolboy Rowe.....	10/4/1934 vs. STL



INDIVIDUAL BASERUNNING

STOLEN BASES

Most Stolen Bases, Career.....	7	Kirk Gibson.....	1984, 1987
Most Stolen Bases, Division Series.....	1	Curtis Granderson.....	2006
		Omar Infante.....	2006, 2012-2013
		Miguel Cabrera.....	2011-14
		Austin Jackson.....	2011-13
		Jhonny Peralta.....	2011-13
		Quintin Berry.....	2012
		Andy Dirks.....	2012-13
		Ezequiel Carrera.....	2014
		Don Kelly.....	2011-14
Most Stolen Bases, LCS.....	4	Kirk Gibson.....	1984, 1987
Most Stolen Bases, World Series.....	4	Ty Cobb.....	1907-09
		Davy Jones.....	1907-09
Most Stolen Bases, Division Series Game.....	1	Curtis Granderson.....	10/6/2006 vs. NYY
		Miguel Cabrera.....	10/2/2011 at NYY
		Austin Jackson.....	10/4/2011 vs. NYY
		Quintin Berry.....	10/6/2012 vs. OAK
		Andy Dirks.....	10/11/2012 at OAK
		Omar Infante.....	10/11/2012 at OAK
		Jhonny Peralta.....	10/11/2012 at OAK
		Ezequiel Carrera.....	10/3/2014 at BAL
		Don Kelly.....	10/5/2014 vs. BAL
Most Stolen Bases, LCS Game.....	2	Kirk Gibson.....	10/10/1987 vs. MIN
Most Stolen Bases, World Series Game.....	2	Davy Jones.....	10/8/1907 at CHC
		Ty Cobb.....	10/12/1908 vs. CHC

CAUGHT STEALING

Most Caught Stealing, Career.....	3	Ty Cobb.....	1907-09
		Davy Jones.....	1907-09
		Germany Schaefer.....	1907-08
Most Caught Stealing, Division Series.....	1	Six players.....	(last, Fielder; 10/10/2013 at OAK)
Most Caught Stealing, LCS.....	1	Dick McAuliffe.....	1972
		Jim Northrup.....	1972
		Austin Jackson.....	2011-13
Most Caught Stealing, World Series.....	3	Ty Cobb.....	1907-09
		Davy Jones.....	1907-09
		Germany Schaefer.....	1907-08
Most Caught Stealing, Division Series Game.....	1	Six times.....	(last, Fielder; 10/10/2013 at OAK)
Most Caught Stealing, LCS Game.....	1	Jim Northrup.....	10/8/1972 at OAK
		Dick McAuliffe.....	10/11/1972 vs. OAK
		Austin Jackson.....	10/12/2011 vs. TEX
Most Caught Stealing, World Series Game.....	2	Jo-Jo White.....	10/8/1934 vs. STL

INDIVIDUAL PITCHING

GAMES WON

Most Games Won, Career.....	7	Justin Verlander.....	2006, 2011-14
Most Games Won, Division Series.....	4	Justin Verlander.....	2006, 2011-14
Most Games Won, LCS.....	3	Justin Verlander.....	2006, 2011-13
Most Games Won, World Series.....	4	Tommy Bridges.....	1934-35, 1940, 1945

GAMES LOST

Most Games Lost, Career.....	5	Schoolboy Rowe.....	1934-35, 1940
		Justin Verlander.....	2006, 2011-14
Most Games Lost, Division Series.....	2	Anibal Sanchez.....	2012-14
Most Games Lost, LCS.....	2	Woody Fryman.....	1972
		Doyle Alexander.....	1987
		Max Scherzer.....	2011-13
		Justin Verlander.....	2006, 2011-13
Most Games Lost, World Series.....	5	Schoolboy Rowe.....	1934-35, 1940

EARNED RUN AVERAGE

Lowest ERA, Career (Min 40 IP).....	1.57	Mickey Lolich.....	1968, 1972
Lowest ERA, Division Series (Min 10 IP).....	2.15	Justin Verlander.....	2006, 2011-14
Lowest ERA, LCS (Min 10 IP).....	1.37	Doug Fister.....	2011-13
Lowest ERA, World Series (Min 10 IP).....	0.79	Johnny Gorsica.....	1940

GAMES PITCHED

Most Games Pitched, Career.....	20	Phil Coke.....	2011-14
Most Games Pitched, Division Series.....	8	Joaquin Benoit.....	2011-13
		Justin Verlander.....	2006, 2011-14
Most Games Pitched, LCS.....	12	Phil Coke.....	2011-13
Most Games Pitched, World Series.....	8	Schoolboy Rowe.....	1934-35, 1940

GAMES STARTED

Most Games Started, Career.....	16	Justin Verlander.....	2006, 2011-14
Most Games Started, Division Series.....	8	Justin Verlander.....	2006, 2011-14
Most Games Started, LCS.....	5	Justin Verlander.....	2006, 2011-13
		Max Scherzer.....	2011-13
Most Games Started, World Series.....	6	Wild Bill Donovan.....	1907-09
		George Mullin.....	1907-09
		Schoolboy Rowe.....	1934-35, 1940

COMPLETE GAMES

Most Complete Games, Career.....	6	George Mullin.....	1907-09
----------------------------------	---	--------------------	---------



TIGERS POSTSEASON RECORD BOOK

Most Complete Games, Division Series.....	1	Justin Verlander	2006, 2011-14
Most Complete Games, LCS.....	1	Joe Coleman	1972
		Jack Morris	1987
Most Complete Games, World Series.....	6	George Mullin.....	1907-09

SHUTOUTS

Most Shutouts, Career.....	1	George Mullin.....	1907-09
		Bobo Newsom.....	1940
		Joe Coleman	1972
Most Shutouts, Division Series.....	1	Justin Verlander	2006, 2011-14
Most Shutouts, LCS.....	1	Justin Verlander	2006, 2011-14
Most Shutouts, World Series.....	1	Joe Coleman	1972
		George Mullin.....	1907-09
		Bobo Newsom.....	1940

SAVES (Since 1969)

Most Saves, Career.....	4	Todd Jones	2006
		Jose Valverde	2011-12
Most Saves, Division Series.....	3	Jose Valverde	2011-12
Most Saves, LCS.....	3	Phil Coke.....	2011-13
Most Saves, World Series.....	2	Willie Hernandez.....	1984

INNINGS PITCHED

Most Innings Pitched, Career.....	98.1	Justin Verlander	2006, 2011-14
Most Innings Pitched, Division Series.....	50.1	Justin Verlander	2006, 2011-14
Most Innings Pitched, LCS.....	33.0	Justin Verlander	2006, 2011-13
Most Innings Pitched, World Series.....	58.0	George Mullin.....	1907-09
Most Innings Pitched, Division Series Game.....	9.0	Justin Verlander	10/11/2012 at OAK
Most Innings Pitched, LCS Game.....	10.0	Mickey Lolich	10/7/1972 at OAK
Most Innings Pitched, World Series Game.....	12.0	Wild Bill Donovan.....	10/8/1907 at CHC
		Schoolboy Rowe.....	10/4/1934 vs. STL

HITS ALLOWED

Most Hits Allowed, Career.....	77	Justin Verlander	2006, 2011-14
Most Hits Allowed, Division Series.....	32	Justin Verlander	2006, 2011-14
Most Hits Allowed, LCS.....	27	Justin Verlander	2006, 2011-13
Most Hits Allowed, World Series.....	52	Tommy Bridges	1934-35, 1940, 1945
Most Hits Allowed, Division Series Game.....	12	Nate Robertson.....	10/3/2006 at NYY
Most Hits Allowed, LCS Game.....	9	Mickey Lolich	10/7/1972 at OAK
		Anibal Sanchez.....	10/17/2013 vs. BOS
Most Hits Allowed, World Series Game.....	12	Tommy Bridges	10/7/1935 vs. CHC

RUNS ALLOWED

Most Runs Allowed, Career.....	40	Justin Verlander	2006, 2011-14
Most Runs Allowed, Division Series.....	12	Doug Fister.....	2011-13
		Justin Verlander	2006, 2011-14
Most Runs Allowed, LCS.....	14	Max Scherzer.....	2011-13
Most Runs Allowed, World Series.....	23	Schoolboy Rowe.....	1934-35, 1940
Most Runs Allowed, Division Series Game.....	7	Nate Robertson.....	10/3/2006 at NYY
Most Runs Allowed, LCS Game.....	6	Doyle Alexander.....	10/7/1987 at MIN
		Jack Morris.....	10/8/1987 at MIN
		Walt Terrell.....	10/10/1987 vs. MIN
		Max Scherzer.....	10/15/2011 at TEX
Most Runs Allowed, World Series Game.....	8	Ed Summers.....	10/13/1909 at PIT

EARNED RUNS ALLOWED

Most Earned Runs Allowed, Career.....	37	Justin Verlander	2006, 2011-14
Most Earned Runs Allowed, Division Series.....	12	Doug Fister.....	2011-13
		Justin Verlander	2006, 2011-14
Most Earned Runs Allowed, LCS.....	14	Max Scherzer.....	2011-13
Most Earned Runs Allowed, World Series.....	20	Schoolboy Rowe.....	1934-35, 1940
Most Earned Runs Allowed, Division Series Game.....	7	Nate Robertson.....	10/3/2006 at NYY
Most Earned Runs Allowed, LCS Game.....	6	Doyle Alexander.....	10/7/1987 at MIN
		Jack Morris.....	10/8/1987 at MIN
		Walt Terrell.....	10/10/1987 vs. MIN
		Max Scherzer.....	10/15/2011 at TEX
Most Earned Runs Allowed, World Series Game.....	7	Ed Summers.....	10/13/1909 at PIT
		Hal Newhouser.....	10/3/1945 vs. CHC

DOUBLES ALLOWED

Most Doubles Allowed, Career.....	13	Max Scherzer.....	2011-14
Most Doubles Allowed, Division Series.....	5	Doug Fister.....	2011-13
Most Doubles Allowed, LCS.....	9	Max Scherzer.....	2011-13
Most Doubles Allowed, World Series.....	10	Tommy Bridges	1934-35, 1940, 1945
		Schoolboy Rowe.....	1934-35, 1940
Most Doubles Allowed, Division Series Game.....	3	Nate Robertson.....	10/3/2006 at NYY
		Kenny Rogers.....	10/6/2006 vs. NYY
		Doug Fister.....	9/30/2011 at NYY
		Anibal Sanchez.....	10/17/2013 vs. BOS
Most Doubles Allowed, LCS Game.....	3	Jack Morris.....	10/8/1987 at MIN
		Max Scherzer.....	10/10/2011 at TEX (11 inn.)
		Justin Verlander	10/13/2011 vs. TEX
Most Doubles Allowed, World Series Game.....	4	Jeremy Bonderman.....	10/26/2006 at STL

TRIPLES ALLOWED

Most Triples Allowed, Career.....	5	Tommy Bridges	1934-35, 1940, 1945
Most Triples Allowed, Division Series.....	1	Jose Valverde	2011-12
		Justin Verlander	2006, 2011-14
		Max Scherzer.....	2011-14



Most Triples Allowed, LCS.....	1.....	Anibal Sanchez.....	2012-14
		Doug Fister.....	2011-13
		Jack Morris.....	1984, 1987
		Doyle Alexander.....	1987
		Justin Verlander.....	2006, 2011-13
		Max Scherzer.....	2011-13
		Joaquin Benoit.....	2011-13
Most Triples Allowed, World Series.....	5.....	Tommy Bridges.....	1934-35, 1940, 1945
Most Triples Allowed, Division Series Game.....	1.....	Jose Valverde.....	10/2/2011 at NYY
		Justin Verlander.....	10/3/2011 vs. NYY
		Max Scherzer.....	10/4/2013 at OAK
		Anibal Sanchez.....	10/7/2013 vs. OAK
		Doug Fister.....	10/8/2013 vs. OAK
Most Triples Allowed, LCS Game.....	1.....	Jack Morris.....	10/2/1984 at KC
		Doyle Alexander.....	10/7/1987 at MIN
		Justin Verlander.....	10/8/2011 at TEX
		Max Scherzer.....	10/18/2012 vs. NYY
		Joaquin Benoit.....	10/16/2013 at BOS
Most Triples Allowed, World Series Game.....	2.....	Tommy Bridges.....	10/5/1934 at STL
		Tommy Bridges.....	10/9/1934 vs. STL

HOME RUNS ALLOWED

Most Home Runs Allowed, Career.....	13.....	Justin Verlander.....	2006, 2011-14
Most Home Runs Allowed, Division Series.....	4.....	Anibal Sanchez.....	2012-14
Most Home Runs Allowed, LCS.....	6.....	Justin Verlander.....	2006, 2011-13
Most Home Runs Allowed, World Series.....	4.....	Justin Verlander.....	2006, 2012
Most Home Runs Allowed, Division Series Game.....	3.....	Anibal Sanchez.....	10/7/2013 vs. OAK
Most Home Runs Allowed, LCS Game.....	2.....	Doyle Alexander.....	10/7/1987 at MIN
		Walt Terrell.....	10/10/1987 vs. MIN
		Frank Tanana.....	10/11/1987 vs. MIN
		Justin Verlander.....	10/11/2006 at OAK
		Brad Penny.....	10/15/2011 at TEX
Most Home Runs Allowed, World Series Game.....	2.....	Jose Valverde.....	10/13/2012 at NYY (12 inn.)
		Justin Verlander.....	10/21/2006 vs. STL
		Justin Verlander.....	10/24/2012 at SF

HIT BATSMEN

Most Hit Batsmen, Career.....	4.....	Wild Bill Donovan.....	1907-09
		Max Scherzer.....	2011-14
Most Hit Batsmen, Division Series.....	2.....	Nate Robertson.....	2006
		Doug Fister.....	2011-13
		Rick Porcello.....	2011-14
		Max Scherzer.....	2011-14
Most Hit Batsmen, LCS.....	3.....	Frank Tanana.....	1987
Most Hit Batsmen, World Series.....	4.....	Wild Bill Donovan.....	1907-09
Most Hit Batsmen, Division Series Game.....	2.....	Nate Robertson.....	10/3/2006 at NYY
		Rick Porcello.....	10/4/2011 vs. NYY
		Doug Fister.....	10/7/2012 vs. OAK
Most Hit Batsmen, LCS Game.....	3.....	Frank Tanana.....	10/11/1987 vs. MIN
Most Hit Batsmen, World Series Game.....	2.....	Wild Bill Donovan.....	10/8/1907 at CHC
		George Mullin.....	10/8/1909 at PIT
		Ed Willett.....	10/11/1909 vs. PIT

WALKS

Most Walks, Career.....	30.....	Justin Verlander.....	2006, 2011-14
Most Walks, Division Series.....	17.....	Justin Verlander.....	2006, 2011-14
Most Walks, LCS.....	14.....	Max Scherzer.....	2011-13
Most Walks, World Series.....	17.....	Wild Bill Donovan.....	1907-09
Most Walks, Division Series Game.....	4.....	Justin Verlander.....	10/5/2006 at NYY
		Max Scherzer.....	10/2/2011 at NYY
		Justin Verlander.....	10/6/2012 vs. OAK
Most Walks, LCS Game.....	6.....	Anibal Sanchez.....	10/12/2013 at BOS
Most Walks, World Series Game.....	6.....	Wild Bill Donovan.....	10/16/1909 vs. PIT
		Earl Wilson.....	10/5/1968 vs. STL

STRIKEOUTS

Most Strikeouts, Career.....	112.....	Justin Verlander.....	2006, 2011-14
Most Strikeouts, Division Series.....	64.....	Justin Verlander.....	2006, 2011-14
Most Strikeouts, LCS.....	38.....	Max Scherzer.....	2011-13
Most Strikeouts, World Series.....	36.....	George Mullin.....	1907-09
Most Strikeouts, Division Series Game.....	11.....	Justin Verlander.....	10/3/2011 vs. NYY
		Justin Verlander.....	10/6/2012 vs. OAK
		Justin Verlander.....	10/11/2012 at OAK
		Max Scherzer.....	10/4/2013 at OAK
		Justin Verlander.....	10/5/2013 at OAK
Most Strikeouts, LCS Game.....	14.....	Joe Coleman.....	10/10/1972 vs. OAK
Most Strikeouts, World Series Game.....	12.....	Wild Bill Donovan.....	10/8/1907 at CHC

CLUB BATTING

BATTING AVERAGE

Highest Average, Postseason.....	261.....	2006
Highest Average, Division Series.....	309.....	2006
Highest Average, LCS.....	291.....	2012
Highest Average, World Series.....	253.....	1984

AT-BATS

Most At-Bats, Postseason.....	447.....	2012
Most At-Bats, Division Series.....	163.....	2012
Most At-Bats, LCS.....	209.....	2011



TIGERS POSTSEASON RECORD BOOK

Most At-Bats, World Series	250	1934
Most At-Bats, Game	50	10/13/2012 at NYY (12 inn.)
Fewest At-Bats, Game	26	10/5/1984 vs. KC 10/25/2012 at SF

RUNS SCORED

Most Runs, Postseason	55	2006
Most Runs, Division Series	22	2006
Most Runs, LCS	25	2011
Most Runs, World Series	34	1968
Most Runs, Game	13	10/9/1968 at STL
Most Runs by Both Clubs, Game	20	10/15/2011 at TEX

HITS

Most Hits, Postseason	114	2006
Most Hits, Division Series	43	2006
Most Hits, LCS	51	2011
Most Hits, World Series	56	1934, 1940, 1968
Most Hits, Game	16	10/18/2012 vs. NYY
Fewest Hits, Game	1	10/5/1945 vs. CHC
Most Hits by Both Clubs, Game	28	10/8/1945 at CHC (12 inn.)

EXTRA-BASE HITS

Most Extra-Base Hits, Postseason	46	2006
Most Extra-Base Hits, Division Series	19	2006
Most Extra-Base Hits, LCS	23	2011
Most Extra-Base Hits, World Series	18	1909
Most Extra-Base Hits, Game	7	10/3/2006 at NYY

SINGLES

Most Singles, Postseason	78	2012
Most Singles, Division Series	31	2012
Most Singles, LCS	39	2013
Most Singles, World Series	42	1945
Most Singles, Game	11	10/6/1940 vs. CIN

DOUBLES

Most Doubles, Postseason	27	2006
Most Doubles, Division Series	12	2006
Most Doubles, LCS	9	2011, 2013
Most Doubles, World Series	16	1909
Most Doubles, Game	4	10/14/1909 vs. PIT 10/3/2006 at NYY

TRIPLES

Most Triples, Postseason	3	1940, 1968
Most Triples, Division Series	1	2006
Most Triples, LCS	1	1972, 1984, 2011, 2012
Most Triples, World Series	3	1940, 1968
Most Triples, Game	2	10/7/1968 vs. STL

HOME RUNS

Most Home Runs, Postseason	19	2011
Most Home Runs, Division Series	6	2006, 2011
Most Home Runs, LCS	13	2011
Most Home Runs, World Series	8	1968
Most Home Runs, Game	4	10/13/2011 vs. TEX 10/15/2011 at TEX 10/18/2012 vs. NYY

WALKS

Most Walks, Postseason	39	2011
Most Walks, Division Series	17	2011
Most Walks, LCS	22	2011
Most Walks, World Series	33	1945
Most Walks, Game	11	10/12/1984 vs. SD

STRIKEOUTS

Most Strikeouts, Postseason	105	2012
Most Strikeouts, Division Series	47	2011
Most Strikeouts, LCS	50	2011
Most Strikeouts, World Series	59	1968
Most Strikeouts, Game	17	10/2/1968 at STL

SLUGGING PERCENTAGE

Highest Slugging Percentage, Postseason	449	2006
Lowest Slugging Percentage, Postseason	234	1908
Highest Slugging Percentage, Division Series	540	2006
Highest Slugging Percentage, LCS	489	2006
Highest Slugging Percentage, World Series	411	1984

ON-BASE PERCENTAGE

Highest On-Base Percentage, Postseason	335	1935
Lowest On-Base Percentage, Postseason	253	1907
Highest On-Base Percentage, Division Series	338	2006
Highest On-Base Percentage, LCS	367	2006
Highest On-Base Percentage, World Series	355	1984



CLUB BASE RUNNING

STOLEN BASES

Most Stolen Bases, Postseason.....	11	1984
Fewest Stolen Bases, Postseason.....	0	1940, 1968, 1972
Most Stolen Bases, Division Series.....	4	2012
Most Stolen Bases, LCS.....	5	1987
Most Stolen Bases, World Series.....	7	1984
Most Stolen Bases, Game.....	3	10/12/1908 vs. CHC 10/6/1934 at STL 10/5/1984 vs. KC 10/11/2012 vs. OAK

CAUGHT STEALING

Most Caught Stealing, Postseason.....	6	1909
Fewest Caught Stealing, Postseason.....	0	1987, 2014
Most Caught Stealing, Division Series.....	3	2013
Most Caught Stealing, LCS.....	2	1972
Most Caught Stealing, World Series.....	6	1909
Most Caught Stealing, Game.....	3	10/9/1907 vs. CHC

CLUB PITCHING

EARNED RUN AVERAGE

Lowest ERA, Postseason.....	2.14	1972
Highest ERA, Postseason.....	6.70	1987
Lowest ERA, Division Series.....	2.06	2012
Lowest ERA, LCS.....	1.24	1984
Lowest ERA, World Series.....	2.15	1907

COMPLETE GAMES

Most Complete Games, Postseason.....	5	1935
Fewest Complete Games, Postseason.....	0	2006, 2011, 2013, 2014
Most Complete Games, Division Series.....	1	2012
Most Complete Games, LCS.....	1	1972, 1987
Most Complete Games, World Series.....	5	1935

SHUTOUTS

Most Shutouts, Postseason.....	2	2006, 2012, 2013
Fewest Shutouts, Postseason.....	0	nine times (last, 2014)
Most Shutouts, Division Series.....	1	2006, 2012, 2013
Most Shutouts, LCS.....	1	1972, 1984, 2006, 2012, 2013
Most Shutouts, World Series.....	1	1909, 1940

SAVES (since 1969)

Most Saves, Postseason.....	4	2006, 2011
Fewest Saves, Postseason.....	0	1972, 1987, 2014
Most Saves, Division Series.....	2	2011, 2013
Most Saves, LCS.....	2	2006, 2011, 2012
Most Saves, World Series.....	2	1984

INNINGS PITCHED

Most Innings Pitched, Postseason.....	117.2	2012
Fewest Innings Pitched, Postseason.....	25.0	2014
Most Innings Pitched, Division Series.....	44.0	2011, 2013
Most Innings Pitched, LCS.....	55.0	2011
Most Innings Pitched, World Series.....	65.2	1945

HITS ALLOWED

Most Hits Allowed, Postseason.....	108	2011
Fewest Hits Allowed, Postseason.....	26	2014
Most Hits Allowed, Division Series.....	45	2011
Most Hits Allowed, LCS.....	63	2011
Most Hits Allowed, World Series.....	73	1934
Most Hits Allowed, Game.....	17	10/9/1934 vs. STL 10/15/2011 at TEX 10/12/2013 at BOS
Fewest Hits Allowed, Game.....	1	10/12/2013 at BOS

RUNS ALLOWED

Most Runs Allowed, Postseason.....	67	2011
Fewest Runs Allowed, Postseason.....	13	1972
Most Runs Allowed, Division Series.....	28	2011
Most Runs Allowed, LCS.....	39	2011
Most Runs Allowed, World Series.....	34	1909, 1934
Most Runs Allowed, Game.....	15	10/15/2011 at TEX
Fewest Runs Allowed, Game.....	0	10 times (last, 10/12/2013 at BOS)

EARNED RUNS ALLOWED

Most Earned Runs Allowed, Postseason.....	65	2011
Fewest Earned Runs Allowed, Postseason.....	11	1907, 1972
Most Earned Runs Allowed, Division Series.....	28	2011
Most Earned Runs Allowed, LCS.....	37	2011
Most Earned Runs Allowed, World Series.....	28	1945
Most Earned Runs Allowed, Game.....	14	10/15/2011 at TEX
Fewest Earned Runs Allowed, Game.....	0	13 times (last, 10/12/2013 at BOS)

HOME RUNS ALLOWED

Most Home Runs Allowed, Postseason.....	11	2011
---	----	------



TIGERS POSTSEASON RECORD BOOK

Fewest Home Runs Allowed, Postseason.....	0.....	1907
Most Home Runs Allowed, Division Series.....	5.....	2013
Most Home Runs Allowed, LCS.....	8.....	1987
Most Home Runs Allowed, World Series.....	7.....	1968
Most Home Runs Allowed, Game.....	3.....	10/11/2006 at OAK 10/24/2012 at SF 10/7/2013 vs. OAK

HIT BATSMEN

Most Hit Batsmen, Postseason.....	6.....	1909, 2006, 2011
Fewest Hit Batsmen, Postseason.....	0.....	1908, 1940, 1945, 1984
Most Hit Batsmen, Division Series.....	4.....	2011
Most Hit Batsmen, LCS.....	5.....	1987
Most Hit Batsmen, World Series.....	6.....	1909
Most Hit Batsmen, Game.....	3.....	10/11/1987 vs. MIN

WALKS

Most Walks, Postseason.....	45.....	2006
Fewest Walks, Postseason.....	7.....	2014
Most Walks, Division Series.....	21.....	2011
Most Walks, LCS.....	20.....	1987, 2011
Most Walks, World Series.....	23.....	2006
Most Walks, Game.....	10.....	10/16/1909 vs. PIT
Fewest Walks, Game.....	0.....	nine times (last, 10/16/2012 vs. NYY)

STRIKEOUTS

Most Strikeouts, Postseason.....	130.....	2013
Fewest Strikeouts, Postseason.....	19.....	2014
Most Strikeouts, Division Series.....	57.....	2013
Most Strikeouts, LCS.....	73.....	2013
Most Strikeouts, World Series.....	48.....	1945
Most Strikeouts, Game.....	17.....	10/12/2013 at BOS
Fewest Strikeouts, Game.....	1.....	10/16/1909 vs. PIT 10/6/1934 at STL

WILD PITCHES

Most Wild Pitches, Postseason.....	8.....	2013
Fewest Wild Pitches, Postseason.....	0.....	1907, 1935, 1968
Most Wild Pitches, Division Series.....	2.....	2011, 2012, 2013
Most Wild Pitches, LCS.....	6.....	2013
Most Wild Pitches, World Series.....	5.....	2006

CLUB FIELDING

FIELDING PERCENTAGE

Highest Fielding Percentage, Postseason.....	.989.....	2012
Lowest Fielding Percentage, Postseason.....	.938.....	1909
Highest Fielding Percentage, Division Series.....	1.000.....	2011
Highest Fielding Percentage, LCS.....	.993.....	2006
Highest Fielding Percentage, World Series.....	.993.....	2012

PUTOUTS

Most Putouts, Postseason.....	353.....	2012
Most Putouts, Division Series.....	132.....	2011, 2013
Most Putouts, LCS.....	165.....	2011
Most Putouts, World Series.....	197.....	1945
Most Putouts, Game.....	36.....	10/8/1907 at CHC (12 inn.) 10/4/1934 vs. STL (12 inn.) 10/13/2012 at NYY (12 inn.)

ASSISTS

Most Assists, Postseason.....	120.....	2006
Most Assists, Division Series.....	36.....	2011
Most Assists, LCS.....	63.....	2011
Most Assists, World Series.....	88.....	1909
Most Assists, Game.....	20.....	10/4/1935 at CHC (11 inn.)

TOTAL CHANCES

Most Total Chances, Postseason.....	469.....	2006
Most Total Chances, Division Series.....	168.....	2011
Most Total Chances, LCS.....	233.....	2011
Most Total Chances, World Series.....	289.....	1909
Most Total Chances, Game.....	55.....	10/4/1935 at CHC (11 inn.)

ERRORS

Most Errors, Postseason.....	18.....	1909
Fewest Errors, Postseason.....	2.....	2014
Most Errors, Division Series.....	2.....	2014
Most Errors, LCS.....	7.....	1972
Most Errors, World Series.....	18.....	1909
Most Errors, Game.....	5.....	10/11/1909 vs. PIT 10/3/1934 vs. STL

PASSED BALLS

Most Passed Balls, Postseason.....	2.....	1945
Most Passed Balls, LCS.....	1.....	1987
Most Passed Balls, World Series.....	2.....	1945
Most Passed Balls, Game.....	2.....	10/3/1945 vs. CHC



DOUBLE PLAYS

Most Double Plays, Postseason	14	2006
Most Double Plays, Division Series	3	2006, 2011
Most Double Plays, LCS	7	2006
Most Double Plays, World Series	6	1935
Most Double Plays, Game	4	10/10/2006 at OAK

CLUB MISCELLANEOUS

LENGTH OF GAMES

Longest Game, Innings	12	10/8/1907 at CHC 10/4/1934 vs. STL 10/8/1945 at CHC 10/13/2012 at NYY
Longest Nine-Inning Game, Time	3:56	10/12/2013 at BOS
Longest Extra-Inning Game, Time	4:54	10/13/2012 at NYY (12 inn.)
Shortest Game, Time	1:25	10/14/1908 vs. CHC

GAMES WON

Most Games Won, Postseason	8	2006
Most Games Won at Home, Postseason	5	2006
Most Games Won on Road, Postseason	3	1945, 1968, 1984, 2006, 2012, 2013
Longest Winning Streak, Postseason	7	10/5-10/14/2006

GAMES LOST

Most Games Lost, Postseason	6	2011, 2012, 2013
Most Games Lost at Home, Postseason	3	1908, 1934, 2013
Most Games Lost on Road, Postseason	4	2006, 2011, 2012
Longest Losing Streak, Postseason	5	10/17/2013-10/5/2014

PITCHERS USED

Most Pitchers Used, Nine-Inning Game	6	10/9/1934 vs. STL 10/6/1968 vs. STL 10/21/2006 vs. STL 10/24/2006 at STL 10/15/2011 at TEX 10/10/2012 at OAK 10/13/2013 at BOS
Most Pitchers Used by Both Clubs, Game	13	10/13/2012 at NYY (12 inn.)

ATTENDANCE

Largest Attendance, Home Postseason Game	55,500	10/5/1945 vs. CHC
Smallest Attendance, Home Postseason Game	6,210	10/14/1908 vs. CHC
Largest Attendance, Road Postseason Game	57,911	10/10/1984 at SD
Smallest Attendance, Road Postseason Game	13,114	10/10/1907 at CHC

POSTSEASON ATTENDANCE IN DETROIT

Year	Opponent	Event	Attendance	Games
2014	Baltimore	ALDS	43,013	1
2013	Boston	ALCS	127,761	3
	OAKLAND	ALDS	87,911	2
2012	San Francisco	World Series	84,414	2
	NEW YORK	ALCS	84,967	2
	OAKLAND	ALDS	84,007	2
2011	Texas	ALCS	126,047	3
	NEW YORK	ALDS	87,108	2
2006	St. Louis	World Series	85,012	2
	OAKLAND	ALCS	84,636	2
	NEW YORK	ALDS	86,566	2
1987	Minnesota	ALCS	149,117	3
1984	SAN DIEGO	World Series	156,001	3
	KANSAS CITY	ALCS	52,168	1
1972	Oakland	ALCS	129,047	3
1968	ST. LOUIS	World Series	160,902	3
1945	CHICAGO	World Series	163,773	3
1940	Cincinnati	World Series	162,159	3
1935	CHICAGO	World Series	142,553	3
1934	St. Louis	World Series	171,409	4
1909	Pittsburgh	World Series	63,410	4
1908	Chicago	World Series	29,929	3
1907	Chicago	World Series	18,676	2

Series victories in ALL CAPS.



TIGERS POSTSEASON HOME RUNS

WORLD SERIES

DATE	OPPONENT	PLAYER	PITCHER	INN.	ON
October 13, 1909	at Pittsburgh	Davy Jones	Babe Adams	1st	0
October 13, 1909	at Pittsburgh	Sam Crawford	Babe Adams	8th	0
October 3, 1934	St. Louis	Hank Greenberg	Dizzy Dean	8th	0
October 7, 1934	at St. Louis	Charlie Gehringer	Dizzy Dean	1st	0
October 3, 1935	Chicago (NL)	Hank Greenberg	Charlie Root	6th	1
October 2, 1940	at Cincinnati	Bruce Campbell	Whitey Moore	5th	1
October 4, 1940	Cincinnati	Rudy York	Jim Turner	7th	1
October 4, 1940	Cincinnati	Pinky Higgins	Jim Turner	7th	1
October 6, 1940	Cincinnati	Hank Greenberg	Junior Thompson	3rd	2
October 4, 1945	Chicago (NL)	Hank Greenberg	Hank Wyse	5th	2
October 8, 1945	at Chicago (NL)	Hank Greenberg	Ray Prim	8th	0
October 3, 1968	at St. Louis	Willie Horton	Nelson Briles	2nd	0
October 3, 1968	at St. Louis	Mickey Lolich	Nelson Briles	3rd	0
October 3, 1968	at St. Louis	Norm Cash	Nelson Briles	6th	0
October 5, 1968	St. Louis	Al Kaline	Ray Washburn	3rd	1
October 5, 1968	St. Louis	Dick McAuliffe	Ray Washburn	5th	0
October 6, 1968	St. Louis	Jim Northrup	Bob Gibson	4th	0
October 9, 1968	at St. Louis	Jim Northrup	Larry Jaster	3rd	3
October 9, 1968	at St. Louis	Al Kaline	Steve Carlton	5th	0
October 9, 1984	at San Diego	Larry Herndon	Mark Thurmond	5th	1
October 12, 1984	San Diego	Marty Castillo	Tim Lollar	2nd	1
October 13, 1984	San Diego	Alan Trammell	Eric Show	1st	1
October 13, 1984	San Diego	Alan Trammell	Eric Show	3rd	1
October 14, 1984	San Diego	Kirk Gibson	Mark Thurmond	1st	1
October 14, 1984	San Diego	Lance Parrish	Rich Gossage	7th	0
October 14, 1984	San Diego	Kirk Gibson	Rich Gossage	8th	2
October 21, 2006	St. Louis	Craig Monroe	Anthony Reyes	9th	0
October 22, 2006	St. Louis	Craig Monroe	Jeff Weaver	1st	0
October 26, 2006	at St. Louis	Sean Casey	Jeff Suppan	2nd	0
October 27, 2006	at St. Louis	Sean Casey	Jeff Weaver	4th	1
October 24, 2012	at San Francisco	Jhonny Peralta	George Kontos	9th	1
October 28, 2012	San Francisco	Miguel Cabrera	Matt Cain	3rd	1
October 28, 2012	San Francisco	Delmon Young	Matt Cain	6th	0

LEAGUE CHAMPIONSHIP SERIES

DATE	OPPONENT	PLAYER	PITCHER	INN.	ON
October 7, 1972	at Oakland	Norm Cash	Catfish Hunter	2nd	0
October 7, 1972	at Oakland	Al Kaline	Rollie Fingers	11th	0
October 10, 1972	Oakland	Bill Freehan	Bob Locker	8th	0
October 11, 1972	Oakland	Dick McAuliffe	Catfish Hunter	3rd	0
October 2, 1984	at Kansas City	Larry Herndon	Buddy Black	4th	0
October 2, 1984	at Kansas City	Alan Trammell	Buddy Black	5th	0
October 2, 1984	at Kansas City	Lance Parrish	Mike Jones	9th	0
October 3, 1984	at Kansas City	Kirk Gibson	Bret Saberhagen	3rd	0
October 7, 1987	at Minnesota	Mike Heath	Frank Viola	3rd	0
October 7, 1987	at Minnesota	Kirk Gibson	Frank Viola	6th	0
October 8, 1987	at Minnesota	Chet Lemon	Bert Blyleven	2nd	1
October 8, 1987	at Minnesota	Lou Whitaker	Bert Blyleven	8th	0
October 10, 1987	Minnesota	Pat Sheridan	Jeff Reardon	8th	1
October 12, 1987	Minnesota	Matt Nokes	Bert Blyleven	4th	1
October 12, 1987	Minnesota	Chet Lemon	Juan Berenguer	8th	0
October 10, 2006	at Oakland	Brandon Inge	Barry Zito	3rd	0
October 10, 2006	at Oakland	Ivan Rodriguez	Barry Zito	4th	0
October 11, 2006	at Oakland	Alexis Gomez	Esteban Loaiza	6th	1
October 11, 2006	at Oakland	Curtis Granderson	Huston Street	9th	0
October 13, 2006	Oakland	Craig Monroe	Rich Harden	5th	0
October 14, 2006	Oakland	Magglio Ordoñez	Dan Haren	6th	0
October 14, 2006	Oakland	Magglio Ordoñez	Huston Street	9th	2
October 10, 2011	at Texas	Ryan Raburn	Derek Holland	3rd	2
October 11, 2011	Texas	Victor Martinez	Colby Lewis	4th	0
October 11, 2011	Texas	Jhonny Peralta	Colby Lewis	6th	0
October 11, 2011	Texas	Miguel Cabrera	Koji Uehara	7th	0
October 12, 2011	Texas	Brandon Inge	Alexi Ogando	7th	0
October 13, 2011	Texas	Alex Avila	C.J. Wilson	3rd	0
October 13, 2011	Texas	Delmon Young	C.J. Wilson	4th	0
October 13, 2011	Texas	Delmon Young	C.J. Wilson	6th	1
October 13, 2011	Texas	Ryan Raburn	Koji Uehara	7th	0
October 15, 2011	at Texas	Miguel Cabrera	Derek Holland	1st	0
October 15, 2011	at Texas	Jhonny Peralta	Derek Holland	2nd	0
October 15, 2011	at Texas	Austin Jackson	Derek Holland	5th	1
October 15, 2011	at Texas	Miguel Cabrera	Mike Adams	8th	0

TIGERS POSTSEASON HOME RUNS



LEAGUE CHAMPIONSHIP SERIES, cont.


DATE	OPPONENT	PLAYER	PITCHER	INN.	ON
October 13, 2012	at New York (AL)	Delmon Young	Derek Lowe	8th	0
October 16, 2012	New York (AL)	Delmon Young	Phil Hughes	4th	0
October 18, 2012	New York (AL)	Miguel Cabrera	CC Sabathia	4th	1
October 18, 2012	New York (AL)	Jhonny Peralta	CC Sabathia	4th	1
October 18, 2012	New York (AL)	Austin Jackson	Derek Lowe	7th	0
October 18, 2012	New York (AL)	Jhonny Peralta	David Robertson	8th	0
October 13, 2013	at Boston	Miguel Cabrera	Clay Buchholz	6th	0
October 13, 2013	at Boston	Alex Avila	Clay Buchholz	6th	2

DIVISION SERIES

DATE	OPPONENT	PLAYER	PITCHER	INN.	ON
October 3, 2006	at New York (AL)	Craig Monroe	Chien-Ming Wang	5th	0
October 3, 2006	at New York (AL)	Curtis Granderson	Mike Myers	7th	0
October 5, 2006	at New York (AL)	Carlos Guillen	Mike Mussina	6th	0
October 6, 2006	New York (AL)	Curtis Granderson	Brian Bruney	7th	0
October 7, 2006	New York (AL)	Magglio Ordoñez	Jaret Wright	2nd	0
October 7, 2006	New York (AL)	Craig Monroe	Jaret Wright	2nd	1
September 30, 2011	at New York (AL)	Delmon Young	CC Sabathia	1st	0
October 2, 2011	at New York (AL)	Miguel Cabrera	Freddy Garcia	1st	1
October 3, 2011	New York (AL)	Delmon Young	Rafael Soriano	7th	0
October 4, 2011	New York (AL)	Victor Martinez	A.J. Burnett	4th	0
October 6, 2011	at New York (AL)	Don Kelly	Ivan Nova	1st	0
October 6, 2011	at New York (AL)	Delmon Young	Ivan Nova	1st	0
October 6, 2012	Oakland	Alex Avila	Jarrod Parker	5th	0
October 10, 2012	at Oakland	Prince Fielder	A.J. Griffin	4th	0
October 8, 2013	Oakland	Jhonny Peralta	Dan Straily	5th	2
October 8, 2013	Oakland	Victor Martinez	Sean Doolittle	7th	0
October 10, 2013	at Oakland	Miguel Cabrera	Sonny Gray	4th	1
October 2, 2014	at Baltimore	Victor Martinez	Chris Tillman	2nd	0
October 2, 2014	at Baltimore	J.D. Martinez	Chris Tillman	2nd	0
October 2, 2014	at Baltimore	Miguel Cabrera	Darren O'Day	8th	0
October 3, 2014	at Baltimore	J.D. Martinez	Wei-Yin Chen	4th	2
October 3, 2014	at Baltimore	Nicholas Castellanos	Wei-Yin Chen	4th	0

TIGERS IN HALL OF FAME





TY COBB

HT: 6-1 WT: 175 BT: L TH: R BORN: 12/18/1896 IN NARROWS, GA

CENTERFIELDER, 1905-26

Full Name: Tyrus Raymond Cobb


Elected to Hall of Fame: 1936

Nickname: "The Georgia Peach"

Died: 7/17/1961 in Atlanta, GA

Perhaps the greatest player in baseball history, there is little doubt that Ty Cobb, called a "Genius in Spikes," was the greatest competitor the game has ever seen.

- Received seven more votes than Babe Ruth when elected as one of the five original members of the Hall of Fame... garnered 98.2 percent of the vote, the highest percentage ever until Tom Seaver was elected with 98.8 percent in 1992.
- Owns the highest lifetime batting average (.367) in Major League history.
- His Major League record 4,191 career hits stood for almost 60 years, and single-season Major League record of 96 stolen bases in 1915 stood for nearly 50 years.
- Held the Major League record for career runs scored (2,245) for 75 years until Rickey Henderson surpassed the total during the 2001 season.
- Also ranks second all-time in triples (297) and fourth in doubles (724) and stolen bases (892)...his triples total is second only to Tigers teammate Sam Crawford.
- Batted .400-or-better three times (.420, 1911; .410, 1912; .401, 1922), tied for most in Major League history...one of just two players (Rogers Hornsby) who played their entire career after 1900 to accomplish the feat.
- Was the Chalmers Award winner (American League Most Valuable Player) in 1911 after batting a career-high .420.
- Won the league batting title in 12 out of 14 seasons from 1907-20.
- Drove in more than 100 runs seven times, mostly during the dead-ball era, and led the league in RBI in four of the five years from 1907-11.
- Captured the 1909 Triple Crown, pacing both Major Leagues in batting average (.377), home runs (9) and RBI (107), while leading the Tigers to the final of his three World Series appearances.
- Led the Tigers to consecutive American League pennants in 1907, 1908 and 1909.
- Following a 22-year career with the Tigers, including six seasons (1921-26) as player-manager, played his final two seasons as a member of the Philadelphia Athletics.
- Did not wear a uniform number, as they were not used by the Tigers until the 1930s.



MICKEY COCHRANE

HT: 5-10 WT: 180 BT: L TH: R BORN: 4/6/1903 IN BRIDGEWATER, MA

CATCHER, 1934-37

Full Name: Gordon Stanley Cochrane

Elected to Hall of Fame: 1947

Nickname: "Black Mike"

Died: 6/28/1962 in Lake Forest, IL

One of the finest backstops the game has ever produced, Mickey Cochrane took over a fifth-place Tigers club as player-manager in 1934, leading a turnaround that culminated with Detroit winning back-to-back American League pennants and its first World Series Championship in 1935.

- Named the 1934 American League Most Valuable Player, after leading the Tigers to their first AL pennant in 25 years.
- The following season, led the Tigers to their first-ever World Series title, scoring the winning run in the bottom of the ninth inning in Game Six to defeat the Chicago Cubs at Navin Field.
- Of that title-clinching game, Cochrane later said, "It was my greatest day in baseball."
- In May of 1937, after homering off the Yankees' Bump Hadley, Cochrane was beamed in the right temple by a Hadley fastball and remained unconscious for 10 days before finally regaining consciousness...although he continued as Tigers manager for part of the following season, he never played again.
- Known as one of the best batsmen ever to play catcher, posting a lifetime .320 batting average and hitting better than .300 in a season nine times during his career.
- Acquired by the Tigers from the Philadelphia Athletics following the 1933 season in exchange for Johnny Pasek and \$100,000...helped the 1929 A's, regarded as one of the greatest teams in baseball history, to the World Series title.
- Also named AL Most Valuable Player in 1928 with the Athletics...spent a total of nine seasons with the A's after coming up to the big leagues in 1925.
- Despite spending just four of his 13 Major League seasons in a Detroit uniform, Cochrane entered the Hall of Fame in 1947 as a Tiger.
- Wore uniform No. 3 while playing for Detroit.




SAM CRAWFORD

HT: 6-0 WT: 190 BT: L TH: L BORN: 4/18/1880 IN WAHOO, NE

RIGHTFIELDER, 1903-17

Full Name: Samuel Earl Crawford **Elected to Hall of Fame:** 1957
Nickname: "Wahoo Sam" **Died:** 6/15/1968 in Hollywood, CA

Although he spent most of his career in the shadows of the great Ty Cobb, his teammate in the Tigers outfield for 13 seasons, "Wahoo Sam" Crawford carved his niche in baseball history as its most prolific triples hitter ever.

- Led the league in three-baggers six times, once in the National League with Cincinnati and five times in the American League with Detroit...five times he hit more than 20 triples in a season, en route to his career record of 309.
- Is the all-time Major League leader in triples, legging out 309 during his career.
- A lifetime .309 hitter, Crawford was known as one of the hardest hitters of the dead-ball era.
- Led the American League in RBI three times, runs scored once and doubles once.
- Finished his career just 39 hits short of 3,000.
- Batted .314 and led the league with 104 RBI and a career-high 26 triples in 1914, finishing runner-up to Philadelphia's Eddie Collins for the Chalmers Award (American League Most Valuable Player).
- Helped the Tigers to consecutive American League pennants in 1907, 1908 and 1909.
- His nickname derived from his hometown of Wahoo, NE.
- Elected to the Hall of Fame by the Veterans Committee in 1957.



CHARLIE GEHRINGER

HT: 5-11 WT: 180 BT: L TH: R BORN: 5/11/1903 IN FOWLerville, MI

SECOND BASEMAN, 1924-42

Full Name: Charles Leonard Gehringer **Elected to Hall of Fame:** 1949
Nickname: "The Mechanical Man" **Died:** 1/21/1993 in Bloomfield Hills, MI

Known for his quiet efficiency, Michigan native Charlie Gehringer was not only the best fielding second baseman of his time, but he also hit for power and average...Ty Cobb, who managed the Tigers during Gehringer's first three seasons, called him, aside from Eddie Collins, "the greatest second baseman (he) ever saw."

- Batted over .300 in 13-of-16 full seasons, had 200-or-more hits seven times and posted a lifetime batting average of .320.
- Named the American League Most Valuable Player in 1937 after hitting a career-high .371 to lead the league...finished runner-up to teammate Mickey Cochrane for the Most Valuable Player award in 1934.
- In 1929, led the American League in eight categories including hits, runs, doubles, triples, stolen bases, games, putouts and fielding percentage.
- Hit 15-or-more home runs in a season six times, and had 100-or-more RBI seven times.
- Drilled 60 doubles in 1936, a Tigers record for a lefthanded hitter.
- Batted .375 and handled 39 chances without an error in the 1935 World Series to help Detroit to the title.
- Member of the American League pennant-winning Tigers clubs in 1934 and 1940.
- Had his uniform No. 2 retired by the Tigers on June 12, 1983, the same day that Hank Greenberg's No. 5 was retired.
- Served as the Tigers general manager from 1951-53.




HANK GREENBERG

HT: 6-3 WT: 210 BT: R TH: R BORN: 1/1/1911 IN NEW YORK, NY

FIRST BASEMAN, 1930-46

Full Name: Henry Benjamin Greenberg **Elected to Hall of Fame:** 1956
Nickname: "Hammerin' Hank" **Died:** 9/4/1986 in Beverly Hills, CA

A fearsome run producer and home run hitter, "Hammerin' Hank" Greenberg made the most of a career interrupted by four years of military service during World War II, and another season lost to injury...captured two American League Most Valuable Player awards and a pair of World Series titles.

- Rapped a Tigers record 63 doubles, just four short of the Major League mark, in 1934 in his second full season in the Majors as the Tigers won their first pennant in 25 years.
- Unanimous selection as AL Most Valuable Player in 1935 after leading the league with 36 homers and 170 RBI as the Tigers won their first World Series title, defeating the Chicago Cubs.
- Suffered a broken wrist just 12 games into the 1936 season after beginning the campaign batting .348 with 16 RBI.
- Drove in a career-high 183 runs the next year, one short of Lou Gehrig's 1931 league record.
- In 1938, chased Babe Ruth's 11-year-old single-season home run record (60) before ending the year with a league-best 58 longballs.
- Won AL Most Valuable Player honors again in 1940, his last full season before entering the Army, as he batted a career best .340 and led the league with 50 doubles, 41 home runs and 150 RBI...carried Detroit to its sixth AL pennant.
- Returned from a four-year stint in the Army in July of 1945 and drilled a grand slam on the final day of the season to spur the Tigers back to the World Series...batted .304 with two home runs and seven RBI to lead Detroit past Chicago for its second World Series title.
- Drove in more than 100 runs a total of seven times in his career and hit better than .300 in each of his first seven full seasons, including high marks of .340 in 1940 and .337 in 1937.
- Posted a lifetime slugging percentage of .605, good for seventh-highest in Major League history.
- Completed his brilliant career with one final season in Pittsburgh after being sold by the Tigers to the Pirates on January 18, 1947.
- Had his uniform No. 5 retired by the Tigers on June 12, 1983, the same day that Charlie Gehringer's No. 2 was retired.



HARRY HEILMANN


HT: 6-1 WT: 195 BT: R TH: R BORN: 8/3/1894 IN SAN FRANCISCO, CA

RIGHTFIELDER, 1914-29

Full Name: Harry Edwin Heilmann **Elected to Hall of Fame:** 1952
Nickname: "Slug" **Died:** 7/9/1951 in Southfield, MI

Rated second only to Rogers Hornsby among righthanded hitters of his era, Harry Heilmann batted .390-or-better four times in his career, including .403 in 1923, to capture a quartet of batting titles.

- Bettered the .400 mark (.403) in 1923 to lead the league, collecting 211 hits and driving in 115 runs...in all, batted .340-or-better eight times.
- Led the American League with 237 hits in 1921 and hit .394 to win his first batting title...also won the league batting crown in 1923, 1925 and 1927.
- From 1921-29, drove in at least 100 runs in eight out of nine seasons...drilled at least 40 doubles in eight of his last 10 seasons as a player.
- In 1927, finished runner-up to the Yankees' Lou Gehrig in AL Most Valuable Player balloting, after hitting .398 and winning his final batting title.
- His 1921 total of 139 RBI would have led the league, but Babe Ruth drove in 171 runs that season...three times he ranked second in the AL in slugging percentage behind Ruth.
- Was sold to the Cincinnati Reds on October 14, 1929, where he played in 1930 and 1932...batted .333 in 1930 with 19 home runs, two off his career best, and 91 RBI.
- After his playing career, broadcasted Tigers games on the radio from 1934-51.
- Elected to the Hall of Fame posthumously by the Veterans Committee in 1952.



HUGHIE JENNINGS

HT: 5-8 WT: 165 BT: R TH: R BORN: 4/2/1869 IN PITTSBURGH, PA

SHORTSTOP/MANAGER, 1907-20

Full Name: Hugh Ambrose Jennings


Elected to Hall of Fame: 1945

Nickname: "Hustling Hughie"

Died: 2/1/1928 in Scranton, PA

Detroit's manager from 1907-1920, Jennings piloted teams which featured all-time greats Ty Cobb, Harry Heilmann and Sam Crawford, and he led the Tigers to three consecutive American League pennants from 1907-09.

- An outstanding shortstop in his playing days, had his best years with the National League's Baltimore Orioles between 1893 and 1899...drove in more than 100 runs three times, batted .398 in 1896 and led the league in fielding four times.
- With Detroit, served as player-manager from 1907-1918, although he only appeared in a handful of games and had just nine at-bats in those 12 years...became full-time manager for his final two seasons in a Tigers uniform.
- Although his Tigers won three straight league titles, they lost in the World Series each time, twice to the Cubs and once to the Pirates.
- Elected to the Hall of Fame posthumously by the Veterans Committee in 1945.



AL KALINE

HT: 6-2 WT: 180 BT: R TH: R BORN: 12/19/1934 IN BALTIMORE, MD

RIGHTFIELDER, 1953-74

Full Name: Albert William Kaline

Elected to Hall of Fame: 1980

Nickname: "Mr. Tiger"

Died: 4/6/2020 in Bloomfield Hills, MI

If any player defined the Tigers during the last half-century it was Al Kaline, and in 1980, he became just the 10th player ever elected to the Hall of Fame in his first year of eligibility...at the time of his retirement, Kaline and Ty Cobb were the only Tigers ever to play 20-or-more seasons in a Detroit uniform.

- Runner-up for the American League Most Valuable Player award in 1955 and 1963, finishing second to Yankees catchers Yogi Berra and Elston Howard, respectively...both seasons, despite the vote of the baseball writers, *The Sporting News* chose Kaline as its Player of the Year.
- Won the league's batting crown in 1955 by batting .340 in just his second full season in the Majors...accomplished the feat at age 20, making him the youngest batting champion in AL history.
- Came back from a broken arm earlier in the season to bat .379 against the Cardinals in the 1968 World Series...had two home runs among his 11 hits in the series and drove in eight runs, furthering his reputation as a tremendous clutch performer.
- Selected to 18 All-Star Games over his career, including 15-of-16 between 1955 and 1967 (selected to two games each season, 1959-61)...selected to the All-Star squad in 1964 and 1967 but did not play due to injury.
- Hit .300-or-better and drilled 20-or-more home runs nine times. each during his career.
- An outstanding defensive player renowned for his powerful arm, he captured 10 Gold Gloves, enjoyed a streak of 242 straight errorless games and played in 16 All-Star games without committing a miscue.
- Spent the 1974 season as a full-time designated hitter and rapped his 3,000th career hit off the Orioles' Dave McNally that season, making him the first American League since Eddie Collins in 1925 to reach that milestone.
- Ended his career with 3,007 hits, breaking Al Simmons' 30-year-old American League record for hits by a righthanded batter.
- Also posted 399 career home runs while maintaining a .297 lifetime batting average.
- Had his No. 6 retired by the Tigers on August 17, 1980, making him the first Tigers player ever to have his number retired.
- Has spent every year since 1976 in the Tigers organization, first as a television color analyst (1976-2001) and more recently as a Special Assistant to the Executive Vice President of Baseball Operations and General Manager.




GEORGE KELL

HT: 5-9 WT: 175 BT: R TH: R BORN: 8/23/1922 IN SWIFTON, AR

THIRD BASEMAN, 1946-52

Full Name: George Clyde Kell **Elected to Hall of Fame:** 1983
Died: 3/24/2009 in Swifton, AR

The American League's foremost third baseman in the 1940s and '50s, George Kell is one of just 17 third basemen enshrined in the National Baseball Hall of Fame.

- Won the 1949 American League batting crown with a .343 average, nosing out Boston's Ted Williams on the final day of the season.
- Selected to 10 All-Star Games, including eight straight between 1947 and 1954.
- Batted over .300 nine times and led the AL in hits in 1950 and 1951...also led the league in doubles both seasons.
- Was acquired by the Tigers on May 18, 1946, from the Philadelphia Athletics in exchange for outfielder Barney McCoskey.
- In seven seasons with the Tigers from 1946-52, he batted below .300 just once, in 1952, when he was traded to the Red Sox 39 games into the season.
- Known for sure hands and a strong, accurate arm, he led AL third basemen in fielding percentage seven times.
- Wore uniform No. 21 from 1946-50 and No. 7 in 1951-52 with the Tigers.
- Was included in an eight-player trade on June 3, 1952, in which he, Dizzy Trout, Hoot Evers and Johnny Lipon were sent from the Tigers to Boston in exchange for Johnny Pesky, Walt Dropo, Bill Wight, Fred Hatfield and Don Lenhardt.
- Also played for the White Sox and Orioles before retiring in 1957.
- Elected to the Hall of Fame by the Veterans Committee in 1983.
- Began broadcasting full-time after retiring as a player, and, except for 1964, called Tigers baseball every year from 1959-96...retired from broadcasting in January, 1997.



HEINIE MANUSH

HT: 6-1 WT: 200 BT: L TH: L BORN: 7/20/1901 IN TUSCUMBIA, AL

LEFTFIELDER, 1923-27

Full Name: Henry Emmett Manush **Elected to Hall of Fame:** 1964
Died: 5/12/1971 in Sarasota, FL

A lifetime .330 hitter, outfielder Heinie Manush played for six teams over 17 seasons, but entered the Hall of Fame as a Detroit Tiger after playing his first five years with the club.

- Played his first three seasons in the big leagues for manager Ty Cobb and won his lone batting title in 1926 under Cobb's tutelage, batting .378...overtook Babe Ruth by going six-for-nine in a doubleheader on the last day of the season.
- In 1928, his first season with the St. Louis Browns, collected 241 hits, just 16 short of George Sisler's 1920 Major League record...again batted .378 but lost the batting title by a single point to Washington's Goose Goslin.
- Topped the 200-hit mark four times in his career...also posted 40-or-more doubles six times, leading the league in 1928 and 1929, and topped the American League with 17 triples in 1933.
- Finished as runner-up to Jimmie Foxx for the batting title in 1933 after hitting .336...was selected to his only All-Star game in 1934.
- In 7,654 career at-bats, fanned just 345 times (never more than 30 times in a season).
- Was traded from Detroit to the St. Louis Browns on Dec. 2, 1927, along with Lu Blue in exchange for Chick Galloway, Elam Vangilder and Harry Rice.
- Elected to the Hall of Fame by the Veterans Committee in 1964.




JACK MORRIS

HT: 6-3 WT: 195 BT: R TH: R BORN: 5/16/1955 IN ST. PAUL, MN

RIGHTHANDED PITCHER, 1977-90
Full Name: John Scott Morris Elected to Hall of Fame: 2017

One of seven players in Major League history to win a World Series with three different teams, Jack Morris was among the top pitchers in the Majors in the 1980s and into the early 1990s.

- Earned five All-Star selections during his career, was named the American League Babe Ruth Award winner in 1984 and 1991 and was selected the AL Pitcher of the Year by *The Sporting News* in 1981...finished in the top five in AL Cy Young Award voting four times.
- Spent 14 of his 18 Major League seasons in a Tigers uniform, pitching in 430 games, including 408 starts, and compiling a 198-150 record with a 3.73 ERA (3042.2IP/1262ER) and 1980 strikeouts...he ranks second in franchise history in games started, third in strikeouts, fourth in innings pitched, fifth in wins, eighth in complete games (154) and shutouts (24) and ninth in appearances.
- Helped the Tigers to the 1984 World Series championship, making three starts in the postseason and going 3-0, including two complete game victories in the Fall Classic.
- Following his 14 years in Detroit, he went to Minnesota, where he led the Twins to the 1991 World Series title...won MVP honors after tossing 10.0 shutout innings in Game 7 vs. Atlanta.
- Pitched for Toronto in 1992-93, winning World Series championships in both seasons.
- Elected to the Hall of Fame by the Modern Baseball Era Committee in December, 2017.
- On August 12, 2018, he became the seventh Tigers player to have his uniform number retired by the club (No. 47).



HAL NEWHOUSER

HT: 6-2 WT: 192 BT: L TH: L BORN: 5/20/1921 IN DETROIT, MI

LEFTHANDED PITCHER, 1939-53

Full Name: Harold Newhouser


Elected to Hall of Fame: 1992

Nickname: "Prince Hal"

Died: 11/10/1998 in Bloomfield Hills, MI

The only pitcher in Major League history to win back-to-back league Most Valuable Player awards, Hal Newhouser, Detroit born-and-raised, was one of the most dominant pitchers of the 1940s.

- Captured his first Most Valuable Player award in 1944 after leading the Majors with a 29-9 record and 187 strikeouts... his 29 victories tied George Mullin's 1909 club record.
- Named Most Valuable Player again the following season, becoming just the third American League pitcher to lead baseball in wins (25), ERA (1.81) and strikeouts (212) all in the same season...his 29 complete games, eight shutouts and 313.1 innings pitched also led the Majors.
- Spent 15 of his 17 big league seasons in a Tigers uniform and during that span was a seven-time All-Star... led the American League in victories four times, led the league in strikeouts and ERA twice each and hurled back-to-back 300-plus inning seasons in 1944 and 1945.
- From 1944-48, won 20-or-more games in four of the five years and rode his explosive fastball to a total of 118 wins, 107 complete games and 993 strikeouts...also allowed just 40 home runs and twice posted an ERA under 2.00 during that span.
- Retired in 1955 after two seasons as a reliever with Cleveland.
- On July 27, 1997, he became the fourth Tigers player to have his uniform number retired by the club (No. 16).
- Elected to the Hall of Fame by the Veterans Committee in 1992.



ALAN TRAMMELL

HT: 6-0 WT: 165 BT: R TH: R BORN: 2/21/1958 IN GARDEN GROVE, CA

SHORTSTOP, 1977-96

Full Name: Alan Stuart Trammell

Elected to Hall of Fame: 2017

Nickname: "Tram"

One of the best shortstops of his generation, Alan Trammell spent all 20 seasons of his Major League career in a Tigers uniform, joining Ty Cobb and Al Kaline as the only players in franchise history to spend the entirety of their 20-plus year career in the Olde English 'D'.

- Hit .300-or-better in seven seasons and finished his career with 2,365 hits, 412 doubles and a .285 career batting average.
- Earned six All-Star Game selections, four Gold Glove Awards at shortstop and three Silver Slugger Awards.
- Led the Tigers to the 1984 World Series Championship, earning Most Valuable Player honors after hitting .450 with two home runs and six RBI over the five-game series.
- Enjoyed the best season of his professional career in 1987, when he finished second in the voting for American League Most Valuable Player after posting career bests with a .343 batting average, 205 hits, 28 home runs and 105 RBI, while leading the Tigers to the AL East Division title.
- Became the 35th manager in Tigers history in October, 2002 and was the team's manager from 2003-05.
- Elected to the Hall of Fame by the Modern Baseball Era Committee in December 2017.
- On August 26, 2018, he became the eighth Tigers player to have his uniform number retired by the club (No. 3).



OTHER EX-TIGERS IN THE NATIONAL BASEBALL HALL OF FAME

Player	Pos.	Year Elected	Years at Detroit	Playing Career
Sparky Anderson	Manager	2000	1979-95 (Mgr.)	1953-63
Earl Averill	CF	1975	1939-40	1929-41
Ed Barrow	Executive	1953	1903-04 (Mgr.)	—
Dan Brouthers	1B	1945	1886-88*	1879-04
Jim Bunning	RHP	1996	1955-63	1955-71
Larry Doby	OF	1998	1959	1947-59
Billy Evans	Umpire	1973	1947-51 (GM)	—
Rick Ferrell	C	1984	1950-92 (GM/Scout)	1929-47
Joe Gordon	2B	2009	1956 (Coach), 1960 (Mgr.)	1938-50
Goose Goslin	LF	1968	1934-37	1921-38
Ned Hanlon	Manager	1996	1881-88*	1880-92
Bucky Harris	Manager	1975	1929-33, 1955-56	1919-31
Whitey Herzog	Manager	2010	1963	1956-63
Waite Hoyt	RHP	1969	1930-31	1918-38
Eddie Mathews	3B	1978	1967-68	1952-68
Ivan "Pudge" Rodriguez	C	2017	2004-08	1991-2011
Al Simmons	LF	1953	1936	1924-44
Sam Thompson	RF	1974	1885-88*, 1906	1885-06

*Detroit in National League

TIGERS RETIRED NUMBERS

1

COBB

2

WHITAKER

3

GEHRINGER

TRAMMELL

5

GREENBERG

6

KALINE

11

ANDERSON

16

NEWHOUSE

23

HORTON

47

MORRIS

42

AWARD WINNERS





TIGERS AWARD WINNERS

BASEBALL WRITERS ASSOCIATION OF AMERICA AWARDS

Chalmers Award <i>(AL MVP from 1911-14)</i> 1911 Ty Cobb OF AL Most Valuable Player 1934 Mickey Cochrane C 1935 Hank Greenberg 1B 1937 Charlie Gehringer 2B 1940 Hank Greenberg OF 1944 Hal Newhouser LHP	1945 Hal Newhouser LHP 1968 Denny McLain RHP 1984 Willie Hernandez LHP 2011 Justin Verlander RHP 2012 Miguel Cabrera 3B 2013 Miguel Cabrera 3B	AL Cy Young Award 1968 Denny McLain* RHP 1969 Denny McLain# RHP 1984 Willie Hernandez LHP 2011 Justin Verlander* RHP 2013 Max Scherzer RHP AL Rookie of the Year 1953 Harvey Kuenn SS 1976 Mark Fidrych RHP	1978 Lou Whitaker 2B 2006 Justin Verlander RHP 2016 Michael Fulmer RHP AL Manager of the Year 1984 Sparky Anderson 1987 Sparky Anderson 2006 Jim Leyland <i>*Unanimous Selection; #Tied</i>
---	---	---	---

THE SPORTING NEWS AWARDS

ML Player of the Year 1945 Hal Newhouser LHP 1968 Denny McLain RHP 2011 Justin Verlander RHP 2012 Miguel Cabrera 3B 2013 Miguel Cabrera 3B AL Most Valuable Player 1935 Hank Greenberg 1B 1937 Charlie Gehringer 2B 1940 Hank Greenberg OF 1945 Eddie Mayo 2B AL Player of the Year 1955 Al Kaline OF 1963 Al Kaline OF 1990 Cecil Fielder 1B AL Pitcher of the Year 1968 Denny McLain RHP 1969 Denny McLain RHP 1981 Jack Morris RHP 1984 Willie Hernandez LHP	2011 Justin Verlander RHP 2012 Justin Verlander RHP 2013 Max Scherzer RHP AL Fireman of the Year 1973 John Hiller LHP AL Rookie of the Year 2006 Justin Verlander RHP 2010 Austin Jackson OF 2016 Michael Fulmer RHP Rookie Pitcher of the Year 1976 Mark Fidrych RHP 1977 Dave Rozema RHP 1987 Mike Henneman RHP AL Manager of the Year 2006 Jim Leyland ML Manager of the Year 1950 Red Rolfe 1968 Mayo Smith	Executive of the Year 1940 Walter O. Briggs, Sr. 1968 James A. Campbell 2011 David Dombrowski Silver Slugger Award 1980 Lance Parrish C 1982 Lance Parrish C Lou Whitaker 2B 1983 Lance Parrish C Lou Whitaker 2B 1984 Lance Parrish C Lou Whitaker 2B 1985 Lou Whitaker 2B 1986 Lance Parrish C 1987 Matt Nokes C Lou Whitaker 2B Alan Trammell SS 1988 Alan Trammell SS 1990 Cecil Fielder 1B Alan Trammell SS	1991 Mickey Tettleton C Cecil Fielder 1B 1992 Mickey Tettleton C Travis Fryman SS 1998 Damion Easley 2B 1999 Dean Palmer 3B 2004 Ivan Rodriguez C 2007 Magglio Ordoñez OF Placido Polanco 2B 2010 Miguel Cabrera 1B 2011 Alex Avila C 2012 Miguel Cabrera 3B Prince Fielder 1B 2013 Miguel Cabrera 3B Torii Hunter OF 2014 Victor Martinez DH 2015 Miguel Cabrera 1B J.D. Martinez OF 2016 Miguel Cabrera 1B
--	---	---	--

RELIEF MAN AWARDS

Rolaids AL Relief Man 2000 Todd Jones RHP	MLB Delivery Man 2011 Jose Valverde RHP
---	---

AMERICAN LEAGUE AWARDS

Outstanding Designated Hitter 1975 Willie Horton 1978 Rusty Staub 2014 Victor Martinez Player/Pitcher of the Month 1974 Al Kaline September 1976 Willie Horton April Ron LeFlore May Mark Fidrych June 1983 Lou Whitaker June Jack Morris August 1984 Jack Morris April Alan Trammell April Willie Hernandez June 1987 Doyle Alexander September Alan Trammell September 1990 Cecil Fielder August 1993 Bill Gullickson August 2000 Steve Sparks August 2004 Ivan Rodriguez June 2007 Magglio Ordoñez August 2008 Miguel Cabrera July 2009 Justin Verlander June 2011 Justin Verlander May Doug Fister September 2012 Miguel Cabrera August Justin Verlander September 2013 Miguel Cabrera May Miguel Cabrera August 2014 Victor Martinez August Miguel Cabrera September 2016 Jordan Zimmermann April Justin Verlander July Miguel Cabrera September	Reliever of the Month 2019 Shane Greene March/April Rookie of the Month 2006 Justin Verlander May 2009 Rick Porcello May 2010 Austin Jackson April Brennan Boesch May Brennan Boesch June 2021 Eric Haase July Player of the Week 1975 Willie Horton 8/3 1976 Willie Horton 4/25 Ron LeFlore 5/9 Ben Oglivie 6/6 1978 Jason Thompson 6/25 1979 Lance Parrish 5/29 1980 Alan Trammell 5/12 Tom Brookens 8/18 Steve Kemp 9/14 1981 Kirk Gibson 8/24 Kirk Gibson 9/28 1982 Larry Herndon 5/17 1983 Milt Wilcox 4/11 Lou Whitaker 6/6 Jack Morris 4/2 Lance Parrish 6/18 1985 Darrell Evans 5/13 Kirk Gibson 6/3 Darrell Evans 9/16 1986 Kirk Gibson 4/7 Kirk Gibson 6/23 Jack Morris 7/7 Kirk Gibson 7/14 John Grubb 7/21 Jack Morris 9/22	1988 Pat Sheridan 6/27 Chet Lemon 9/26 1990 Cecil Fielder 5/7 Cecil Fielder 8/13 1991 Tony Phillips 5/26 Walt Terrell 8/25 1992 Rob Deer 9/21 1993 Travis Fryman 4/18 Cecil Fielder 6/20 Dan Gladden 8/15 1995 Kirk Gibson 5/28 1996 Tony Clark 9/29 1997 Tony Clark 4/20 Brian Hunter 7/6 1998 Damion Easley 5/24 Joe Randa 9/13 2000 Bobby Higginson 6/12 Tony Clark 6/19 Bobby Higginson 9/25 2001 Bobby Higginson 7/12 2002 Robert Fick 6/10 Randall Simon 7/22 2003 Dmitri Young 5/26 2004 Jason Johnson 7/5 Bobby Higginson 8/16 2005 Dmitri Young 4/4 2006 Chris Shelton 4/2 Justin Verlander 5/22 2007 Magglio Ordoñez 4/23 Gary Sheffield 6/4 Justin Verlander 6/11 Carlos Guillen 6/18 Curtis Granderson 7/9 2008 Miguel Cabrera 4/14 Magglio Ordoñez 5/19 Matt Joyce 7/7	Miguel Cabrera 7/21 Miguel Cabrera 4/4 Armando Galarraga 5/31 Miguel Cabrera 7/5 2011 Justin Verlander 5/2 Victor Martinez 5/9 Justin Verlander 6/13 Austin Jackson 8/29 Justin Verlander 9/12 2012 Miguel Cabrera 4/4 Miguel Cabrera 9/10 Justin Verlander 9/24 2013 Prince Fielder 4/8 Max Scherzer 6/17 Miguel Cabrera 8/5 Austin Jackson 8/5 2014 J.D. Martinez 6/22 Miguel Cabrera 9/7 2015 Miguel Cabrera 4/13 J.D. Martinez 7/6 2016 Victor Martinez 5/1 Miguel Cabrera 5/22 Cameron Maybin 5/22 Justin Upton 9/25 Miguel Cabrera 10/2 2017 J.D. Martinez 5/21 J.D. Martinez 7/16 2018 Nicholas Castellanos 8/19 2020 Jeimer Candelario 9/13 2021 Spencer Turnbull 5/23 2022 Miguel Cabrera 4/24
--	--	--	---

TIGERS AWARD WINNERS



DETROIT TIGERS AWARDS

TIGER OF THE YEAR

(Selected by the Detroit chapter of the BBWAA)

1965	Don Wert	3B	1980	Alan Trammell	SS	1995	Travis Fryman	3B	2009	Justin Verlander	RHP
1966	Denny McLain	RHP	1981	Kirk Gibson	OF	1996	Travis Fryman	3B/SS	2010	Miguel Cabrera	1B
1967	Bill Freehan	C	1982	Lance Parrish	C	1997	Tony Clark	1B	2011	Justin Verlander	RHP
1968	Denny McLain	RHP	1983	Lou Whitaker	2B		Bobby Higginson	OF	2012	Miguel Cabrera	3B
1969	Denny McLain	RHP	1984	Willie Hernandez	RHP	1998	Damon Easley	2B	2013	Miguel Cabrera	3B
1970	Tom Timmerman	RHP	1985	Darrell Evans	1B	1999	Dean Palmer	3B	2014	Victor Martinez	DH
1971	Mickey Lolich	LHP	1986	Jack Morris	RHP	2000	Bobby Higginson	OF	2015	J.D. Martinez	OF
1972	Ed Brinkman	SS	1987	Alan Trammell	SS	2001	Steve Sparks	RHP	2016	Justin Verlander	RHP
1973	John Hiller	LHP	1988	Alan Trammell	SS	2002	Randall Simon	1B/DH	2017	Justin Upton	OF
1974	Al Kaline	DH	1989	Lou Whitaker	2B	2003	Dmitri Young	OF/DH	2018	Nicholas Castellanos	OF
1975	Willie Horton	DH	1990	Cecil Fielder	1B	2004	Ivan Rodriguez	C	2019	Matthew Boyd	LHP
1976	Mark Fidrych	RHP	1991	Cecil Fielder	1B	2005	Placido Polanco	2B	2020	Jeimer Candelario	INF
1977	Ron LeFlore	OF	1992	Cecil Fielder	1B	2006	Carlos Guillen	SS	2021	Jeimer Candelario	INF
1978	Ron LeFlore	OF	1993	Tony Phillips	OF	2007	Magglio Ordoñez	OF	2022	Riley Greene	OF
1979	Steve Kemp	OF	1994	Kirk Gibson	DH/OF	2008	Miguel Cabrera	1B			

TIGER ROOKIE OF THE YEAR

(Selected by the Detroit Sports Media Association)

1969	Mike Kilkenny	LHP	1983	Dave Gumpert	RHP	1997	Deivi Cruz	SS	2011	Albuquerque RHP	
1970	Elliott Maddox	3B/OF	1984	Barbaro Garbey	1B	1998	Matt Anderson	RHP	2012	Quintin Berry	OF
1971	(No Award)		1985	Nelson Simmons	OF	1999	Gabe Kapler	OF	2013	José Iglesias	SS
1972	Chuck Seelbach	RHP	1986	Eric King	RHP	2000	Jose Macias	2B/3B	2014	Nicholas Castellanos	3B
1973	Dick Sharon	OF	1987	Matt Nokes	C	2001	Victor Santos	RHP	2015	James McCann	C
1974	Ron LeFlore	OF	1988	Paul Gibson	LHP	2002	Carlos Peña	1B	2016	Michael Fulmer	RHP
1975	Vern Ruhle	RHP	1989	Kevin Ritz	RHP	2003	Craig Monroe	OF	2017	Dixon Machado	INF
1976	Mark Fidrych	RHP	1990	Travis Fryman	SS	2004	Nook Logan	OF	2018	Niko Goodrum	INF
1977	Dave Rozema	RHP	1991	Milt Cuyler	OF	2005	Curtis Granderson	OF	2019	Harold Castro	INF/OF
1978	Lou Whitaker	2B	1992	Scott Livingstone	3B	2006	Justin Verlander	RHP	2020	Willi Castro	INF
1979	Lynn Jones	OF	1993	Chris Gomez	SS	2007	Ryan Raburn	OF	2021	Akil Baddoo	OF
1980	Rick Peters	OF	1994	Chris Gomez	SS	2008	Armando Galarraga	RHP	2022	Riley Greene	OF
1981	(No Award)		1995	Bobby Higginson	OF	2009	Rick Porcello	RHP			
1982	Glenn Wilson	OF	1996	Tony Clark	1B	2010	Austin Jackson	OF			

KING TIGER

(Congeniality Award by Tigers Fan Clubs 1961-80, Currently selected by the Mayo Smith Society)

1961	Steve Boros	3B	1972	Fred Scherman	LHP		Ivan Rodriguez	C	2015	J.D. Martinez	OF
1962	Mike Roark	C	1973	John Hiller	RHP	2005	Placido Polanco	2B	2016	Ian Kinsler	2B
1963	Bill Freehan	C	1974	Mickey Lolich	LHP	2006	Kenny Rogers	LHP	2017	Justin Verlander	RHP
1964	Hank Aguirre	LHP	1975	Bill Freehan	C	2007	Magglio Ordoñez	OF	2018	Nicholas Castellanos	OF
1965	Don Wert	3B	1976	Mickey Stanley	OF	2008	Miguel Cabrera	1B	2018	Nicholas Castellanos	OF
1966	Dick McAuliffe	2B	1977	Mickey Stanley	OF	2009	Justin Verlander	RHP	2019	Niko Goodrum	INF
1967	Bill Freehan	C	1978	Lance Parrish	C	2010	Miguel Cabrera	1B	2019	Matthew Boyd	LHP
1968	Bill Freehan	C	1979	Steve Kemp	OF	2011	Justin Verlander	RHP	2020	Jeimer Candelario	INF
1969	Norm Cash	1B	1980	Alan Trammell	SS	2012	Miguel Cabrera	3B	2021	Jeimer Candelario	INF
1970	Al Kaline	OF	1981-2003	(No Award)		2013	Max Scherzer	RHP		Robbie Grossman	OF
1971	Fred Scherman	LHP	2004	Carlos Guillen	SS	2014	Victor Martinez	DH	2022	Eric Haase	C

10TH MAN AWARD

(Selected by the Detroit Baseball Society)

2011	Don Kelly	INF/OF	2013	Don Kelly	INF/OF	2017	John Hicks	C/1B	2019	Brandon Dixon	INF
2012	Quintin Berry	OF	2016	Andrew Romine	INF/OF	2018	Niko Goodrum	INF			

OTHER AWARDS

RAWLINGS GOLD GLOVE AWARDS

1957	Al Kaline	OF	1966	Bill Freehan	C	1976	Aurelio Rodriguez	3B	1988	Gary Pettis	OF
1958	Frank Bolling	2B	1967	Al Kaline	OF	1980	Alan Trammell	SS	1989	Gary Pettis	OF
	Al Kaline	OF	1967	Bill Freehan	C	1981	Alan Trammell	SS	2004	Ivan Rodriguez	C
1959	Al Kaline	OF	1974	Al Kaline	OF	1983	Lance Parrish	OF	2006	Ivan Rodriguez	C
1961	Al Kaline	OF	1968	Bill Freehan	C		Alan Trammell	SS		Kenny Rogers	P
	Frank Lary	P		Mickey Stanley	OF		Lou Whitaker	2B	2007	Placido Polanco	2B
1962	Al Kaline	OF	1969	Bill Freehan	C	1984	Lance Parrish	C		Ivan Rodriguez	C
1963	Al Kaline	OF		Mickey Stanley	OF		Lou Whitaker	2B	2009	Placido Polanco	2B
1964	Al Kaline	OF	1970	Mickey Stanley	OF		Alan Trammell	SS	2015	Yoanis Céspedes	LF
1965	Bill Freehan	C	1972	Ed Brinkman	SS	1985	Lance Parrish	C	2016	Ian Kinsler	2B
	Al Kaline	OF	1973	Mickey Stanley	OF		Lou Whitaker	2B			

Sport Magazine World Series MVP

1968	Mickey Lolich	LHP
1984	Alan Trammell	SS

Babe Ruth Award (World Series MVP)

1968	Mickey Lolich	LHP
1984	Jack Morris	RHP

AL Championship Series MVP

1984	Kirk Gibson	OF
2006	Placido Polanco	2B
2012	Delmon Young	OF

AL Comeback Player of the Year

1965	Norm Cash	1B
1971	Norm Cash	1B
1973	John Hiller	LHP
1983	Alan Trammell	SS

Hank Aaron Award

2012	Miguel Cabrera	3B
2013	Miguel Cabrera	3B

Roberto Clemente Award

1973	Al Kaline	OF
------	-----------	----

Cronin Trophy

1974	Al Kaline	DH
------	-----------	----

Gehrig Trophy

1970	Al Kaline	OF
------	-----------	----

Hutch Award

1970	Al Kaline	OF
1973	John Hiller	LHP

BASEBALL AMERICA AWARDS

ML Rookie of the Year 2006 Justin Verlander RHP	ML Manager of the Year 2006 Jim Leyland	ML Executive of the Year 2006 David Dombrowski
---	---	--



TIGERS AWARD WINNERS

PLAYERS CHOICE AWARDS

AL Outstanding Pitcher	Player of the Year	AL Outstanding Rookie	Marvin Miller Man of Year
2011 Justin Verlander RHP	2011 Justin Verlander RHP	2006 Justin Verlander RHP	2009 Curtis Granderson OF
2013 Max Scherzer RHP	2012 Miguel Cabrera 3B	2010 Austin Jackson OF	2010 Brandon Inge 3B
AL Outstanding Player	2013 Miguel Cabrera 3B	2016 Michael Fulmer RHP	
2012 Miguel Cabrera 3B			
2013 Miguel Cabrera 3B			

TIGERS TOP 10 FINISHERS IN THE MOST VALUABLE PLAYER VOTING

1932 Charlie Gehringer t-9th	1945 Hal Newhouser 1st	1964 Bill Freehan t-7th	1992 Cecil Fielder 9th
1933 Charlie Gehringer 6th	Eddie Mayo 2nd	1965 Willie Horton 8th	2004 Ivan Rodriguez 10th
1934 Mickey Cochrane 1st	Paul Richards 10th	Don Wert t-10th	2006 Carlos Guillen 10th
Charlie Gehringer 2nd	Hal Newhouser 2nd	1966 Al Kaline 7th	2007 Magglio Ordoñez 2nd
Schoolboy Rowe 4th	Hank Greenberg 8th	1967 Bill Freehan 3rd	Curtis Granderson 10th
Hank Greenberg 6th	1947 George Kell 5th	Al Kaline 5th	2009 Miguel Cabrera 4th
Marv Owen 9th	1948 Hal Newhouser 9th	1968 Denny McLain 1st	2010 Miguel Cabrera 2nd
1935 Hank Greenberg 1st	1949 George Kell 8th	Bill Freehan 2nd	2011 Justin Verlander 1st
Charlie Gehringer 6th	Vic Wertz 10th	Willie Horton 4th	Miguel Cabrera 5th
Mickey Cochrane 7th	1950 George Kell 4th	Dick McAuliffe 7th	2012 Miguel Cabrera 1st
1936 Charlie Gehringer 4th	Vic Wertz 10th	1969 Denny McLain 6th	Justin Verlander 8th
Tommy Bridges 9th	1954 Harvey Kuenn 8th	1971 Mickey Lolich 5th	Prince Fielder 9th
1937 Charlie Gehringer 1st	1955 Al Kaline 2nd	1972 Ed Brinkman 9th	2013 Miguel Cabrera 1st
Hank Greenberg 3rd	1956 Al Kaline 3rd	Mickey Lolich 10th	2014 Victor Martinez 2nd
1938 Hank Greenberg 3rd	Harvey Kuenn 4th	1973 John Hiller t-4th	Miguel Cabrera 9th
Charlie Gehringer 10th	1957 Jim Bunning 9th	1978 Rusty Staub 5th	2016 Miguel Cabrera t-9th
1940 Hank Greenberg 1st	Al Kaline 10th	1983 Lou Whitaker 8th	
Bobo Newsom 4th	1959 Al Kaline 6th	Lance Parrish 9th	
Schoolboy Rowe 7th	Harvey Kuenn 8th	1984 Willie Hernandez 1st	
Rudy York 8th	1961 Norm Cash 4th	Kirk Gibson 6th	
1943 Rudy York 3rd	Frank Lary 7th	Alan Trammell 9th	
Dick Wakefield 6th	Rocky Colavito 8th	1987 Alan Trammell 2nd	
1944 Hal Newhouser 1st	Al Kaline 9th	1988 Alan Trammell 7th	
Dizzy Trout 2nd	1962 Al Kaline 6th	1990 Cecil Fielder 2nd	
Dick Wakefield 5th	1963 Al Kaline 2nd	1991 Cecil Fielder 2nd	

TIGERS TOP 10 FINISHERS IN THE CY YOUNG AWARD VOTING

1961 Frank Lary 3rd	1979 Aurelio Lopez t-7th	1991 Bill Gullickson 8th	2013 Max Scherzer 1st
1968 Denny McLain 1st	1981 Jack Morris 3rd	2000 Todd Jones 5th	Anibal Sanchez 4th
1969 Denny McLain t-1st	1982 Dan Petry 9th	2006 Kenny Rogers t-5th	2014 Max Scherzer 5th
1971 Mickey Lolich 2nd	1983 Jack Morris 3rd	Justin Verlander 7th	David Price 6th
1972 Mickey Lolich 3rd	1984 Willie Hernandez 1st	2007 Justin Verlander t-5th	2016 Justin Verlander 2nd
1973 John Hiller 4th	Dan Petry 5th	2009 Justin Verlander 3rd	Michael Fulmer t-10th
1974 John Hiller 4th	Jack Morris t-7th	2011 Justin Verlander 1st	
1976 Mark Fidrych 2nd	1986 Jack Morris 5th	Jose Valverde 5th	
1977 Dave Rozema 8th	1987 Jack Morris 9th	2012 Justin Verlander 2nd	

TIGERS TOP 10 FINISHERS IN THE ROOKIE OF THE YEAR VOTING

1949 Johnny Groth t-4th	1978 Lou Whitaker 1st	1994 Chris Gomez t-4th	2010 Austin Jackson 2nd
1953 Harvey Kuenn 1st	Alan Trammell t-4th	1996 Tony Clark 3rd	Brennan Boesch t-5th
1954 Al Kaline 3rd	1980 Ricky Peters 6th	1997 Deivi Cruz 4th	2013 José Iglesias 2nd
1961 Jake Wood 6th	1987 Matt Nokes 3rd	2004 Nate Robertson t-8th	2014 Nicholas Castellanos t-8th
1976 Mark Fidrych 1st	Mike Henneman t-6th	2006 Justin Verlander 1st	2016 Michael Fulmer 1st
1977 Dave Rozema 4th	1990 Travis Fryman 6th	2008 Armando Galarraga 5th	2020 Willi Castro t-4th
	1991 Milt Cuyler 3rd	2009 Rick Porcello 3rd	

MEDIA INFORMATION





MEDIA INFORMATION AND GUIDELINES

CREENTIALS

- Credentials will be issued only to legitimate news-gathering agencies.
- Season credentials will be issued only to those agencies that cover the Tigers on a regular basis...these credentials will be laminated with photos and must be worn in a visible manner at all times at Comerica Park.
- Those not qualifying for season credentials can be considered for daily access.
- All requests for credentials must be made online at [credentials.mlb.com](https://www.mlb.com/credentials).
- Daily credentials must be requested at least 24 hours in advance of the game to be covered.
- Credentials will be issued to online services that meet all of the following criteria:
 - (1) Is part of a national news gathering agency.
 - (2) Reaches a broad audience.
 - (3) Produces original content.
 - (4) Has an established record of developing original content.

- The Ernie Harwell Media Center and parking provided by the club is for use by working media ONLY...credentials are not transferable.
- Credentialed media are prohibited from requesting autographs or photos with uniformed personnel on the field or in the clubhouse with any violation resulting in immediate revocation of the credential.
- Daily credentials will be available at the media entrance located on the corner of John R. and Montcalm street four hours before the scheduled first pitch.
- No credentials will be mailed.
- Failure to follow any of the guidelines listed and any unprofessional conduct will result in immediate revocation of the credential.

MEDIA ENTRANCE

Media may enter Comerica Park through the media entrance, located at the corner of John R. and Montcalm street, across from the McLaren Garage.

PARKING

- A limited number of digital parking codes for the McLaren Garage will be set aside for use by media on a daily basis. Please email the Tigers Communications office for more information.
- The McLaren Garage will close two hours after the Tigers clubhouse closes.

ERNIE HARWELL MEDIA CENTER

The Ernie Harwell Media Center is located on the lower suite level behind home plate. Access to press areas is by ramp or stairs (to the third-base side of home plate) only.

- When appropriate, seating charts will be posted, and some seats will be permanently reserved for the regular season. Please contact a Tigers Communications representative for assistance with seating location.
- The media center includes a designated, partitioned area for broadcast media located on the first-base side of the media center.
- A limited quantity of printed game information will be available on the back counter of the media center approximately two hours before game time. However, all game-related documents can be accessed at [mlbpressbox.com](https://www.mlbpressbox.com). Box scores, play-by-play sheets and post-game notes will be available on pressbox and emailed to credentialed media following the game.

CLUBHOUSES

Entrance to both clubhouses is on the Comerica Park service level, accessible by media elevator, ramp or stairs. The Tigers clubhouse is located behind third base, while the visitor's clubhouse is behind first base.

- Pre- and post-game access rules are those issued by Major League Baseball.
- All still photography is prohibited in the Tigers clubhouse without prior consent from the Tigers Communications Department.
- All video via mobile phone is prohibited in the Tigers clubhouse at all times. Please refer to Major League Baseball's regular season club/media regulations, section 14 for more information.
- Tweeting and texting are prohibited during the manager pre- and post-game media availabilities. The manager will speak to the media in the dugout prior to the game and in Interview Room 1 post-game.

PRE-GAME FIELD ACCESS

Only media with credentials permitting field access will be allowed on the Comerica Park playing field. All media must clear the field 30 minutes prior to first pitch, unless given permission from the Tigers Communications Department to cover an on-field, pre-game ceremony. Media may only access the field through the home plate umpire tunnel.

TELEVISION COVERAGE

All local television stations are prohibited from shooting and distributing footage inside Comerica Park beginning 60 minutes prior to each contest and continuing until 30 minutes after the game has ended.

- Footage from Comerica Park property and the concourse area are permitted as long as the playing field does not appear in any way in the shot.
- Television cameras on and around field level are limited to natural light whenever players are on the field.
- All local television stations desiring to shoot inside Comerica Park must request to do so in advance through the Tigers Communications Department.

IN-GAME FIELD ACCESS/PHOTO WELLS

Only those with credentials expressly permitting in-game field access will be allowed in the photo wells. Two photo wells are located adjacent to each dugout, one on the infield side and one on the outfield side of each.

- In-game access is limited to still photographers and rightsholders broadcasting the game. Enter and exit the field via the home plate entrance only.
- All photographers must be inside the photo wells at all times.
- While the game is in progress, photographers on the field may only change location between innings. Those photographers on the field who change location at any other time without prior approval from the Tigers Communications Department are subject to immediate revocation of credentials.
- The installation and placement of parabolic microphones and remote equipment is limited to camera wells and must not interfere or block any club video operations. All equipment must remain in the wells and not extend out toward the playing field.
- No ball — in play or dead — should be handled by anyone other than a ballboy/ballgirl.

MEDIA HOSPITALITY

Media hospitality is in the dining room, located in the back of the Ernie Harwell Media Center. There is a charge per meal.

- Open for meal service to accredited media members two hours before first pitch.

MEDIA GUIDES

Tigers media guides, along with all Major League Baseball publications and media guides of the other 29 teams are available on [mlbpressbox.com](https://www.mlbpressbox.com) to accredited media.



CREDENCIALES

- Las credenciales se emitirán únicamente a agencias legítimas de noticias.
- Las credenciales de temporada se emitirán sólo a aquellas agencias que cubren a los Tigres de manera regular. Estas credenciales serán laminadas y con foto y deberán usarse de manera visible en todo momento en Comerica Park.
- Aquellos que no cualifiquen para credenciales de temporada pueden ser considerados para credenciales de acceso diario.
- Todas las solicitudes de credenciales deben realizarse en línea en credentials.mlb.com.
- Las credenciales diarias deben solicitarse al menos 24 horas antes del juego que se va a cubrir.
- Se emitirán credenciales para los servicios en línea que cumplan con todos los siguientes criterios:
 - (1) Es parte de una agencia de noticias nacional.
 - (2) Llega a una amplia audiencia.
 - (3) Produce contenido original.
 - (4) Tiene un historial establecido de producción de contenido original.

- El Ernie Harwell Media Center y el estacionamiento facilitado por el equipo son para uso de los representantes de los medios de comunicación ÚNICAMENTE. Las credenciales no son transferibles.
- Los representantes de los medios con credenciales tienen prohibido solicitar autógrafos o fotos con personal uniformado en el campo o en el clubhouse, siendo la violación de esta norma resultante en la revocación inmediata de la credencial.
- Las credenciales diarias estarán disponibles tres horas y media antes del primer lanzamiento en el vestíbulo de prensa designado, el cual está ubicado en la esquina de las calles John R. y Montcalm.
- No se enviarán credenciales por correo postal.
- El incumplimiento de cualquiera de estas normas y cualquier conducta no profesional puede resultar en la revocación inmediata de la credencial.

ENTRADA DE PRENSA

Los representantes de los medios de comunicación pueden ingresar a Comerica Park a través de la entrada de prensa, ubicada en la esquina de John R. y Montcalm street, frente al Garage D.

ESTACIONAMIENTO

Una cantidad limitada de códigos digitales de estacionamiento para el Garage D será reservada para uso diario de los medios de comunicación. Por favor, envíe un correo electrónico a la oficina de Comunicaciones de los Tigres para obtener más información.

- El Garage D cerrará dos horas después de que se cierre el clubhouse posterior al juego.

ERNIE HARWELL MEDIA CENTER

El Ernie Harwell Media Center está ubicado en el nivel inferior de suites, detrás del home plate. El acceso a las áreas de prensa es por rampa o escaleras (al lado de la tercera base) únicamente.

- Se publicarán cartillas de asientos y algunos asientos se reservarán permanentemente para la temporada regular. Comuníquese con un representante de Comunicaciones de los Tigres para obtener ayuda con la ubicación de los asientos.
- No se permiten fotografías en el palco de prensa sin la aprobación previa del Departamento de Comunicaciones de los Tigres.
- El centro de medios incluye un área designada con particiones para medios audiovisuales ubicada en el lado de la primera base del centro de medios.

- Una cantidad limitada de información impresa estará disponible en la parte posterior del Media Center aproximadamente dos horas antes de que comience el juego. Sin embargo, todos los documentos relacionados con el juego pueden ser descargados en mlbpressbox.com. Box scores, hojas de anotación y notas post juego estarán disponibles pressbox.com y enviadas por correo electrónico a los miembros de la prensa luego de terminado el juego.

CLUBHOUSES

La entrada a ambos clubhouses se encuentra en el nivel de servicio de Comerica Park, accesible mediante elevador de medios, rampa o escaleras. El clubhouse de los Tigres está ubicado detrás de la tercera base, mientras que el visitante está detrás de la primera base.

- Las fotografías están prohibidas en el clubhouse de los Tigres sin el consentimiento del Departamento de Comunicaciones del equipo.
- Está prohibido en todo momento hacer videos con el teléfono móvil. Para más información, por favor revise el reglamento de prensa y equipos de temporada regular de MLB, específicamente e la sección 14.
- Twitter y enviar mensajes de texto están prohibidos mientras el manager está atendiendo a los medios de comunicación. El manager va a atender a la prensa en el dugout antes de los juegos y en la Sala de Entrevistas 1 después de los juegos.

ACCESO AL TERRENO ANTES DEL JUEGO

Sólo los miembros de la prensa con credenciales que les permitan estar en el terreno tendrán permitido estar en el terreno de juego en Comerica Park. Todos los miembros de la prensa deben abandonar el terreno 30 minutos antes del inicio del juego, a menos que el Departamento de Comunicaciones les autorice cubrir las ceremonias previas al juego en el terreno. La prensa sólo puede entrar al terreno a través del túnel de umpires ubicado detrás del home plate.

COBERTURA DE TELEVISION

Todas las estaciones locales de televisión tienen prohibido grabar y distribuir imágenes dentro de Comerica Park a partir de 60 minutos antes de cada juego y a hasta 30 minutos después de culminado el juego.

- Se permiten imágenes de la propiedad de Comerica Park y el área del pasillo principal siempre que el campo de juego no aparezca de ninguna manera en la toma.
- Las cámaras de televisión en y alrededor del nivel del campo están limitadas a la luz natural si hay jugadores en el terreno.
- Todas las estaciones de televisión locales que deseen grabar dentro de Comerica Park deben solicitarlo con anticipación a través del Departamento de Comunicaciones de los Tigres.

ACCESO AL TERRENO/CAJONES DE FOTÓGRAFOS

Sólo aquellos con credenciales que les permitan expresamente acceso al terreno de juego durante el partido tendrán permitido estar en los cajones de fotógrafos.

- Dos cajones de fotógrafos están ubicados adyacentes a cada dugout, uno del lado del infield y otro del lado del outfield.
- El acceso durante el juego está limitado a los fotógrafos y personal con derecho de transmisión del juego. La entrada y salida del terreno es a través de la puerta detrás del home plate solamente.
- Todos los fotógrafos deben estar en los cajones de fotógrafos en todo momento.
- Mientras se desarrolla el juego, los fotógrafos solo pueden cambiar de ubicación entre innings. Aquel fotógrafo que cambie de ubicación en cualquier otro momento sin la aprobación del Departamento de Comunicaciones de los Tigres están sujetos a la revocatoria de su credencial.
- La instalación de micrófonos parabólicos y equipos remotos está limitado a los cajones de fotógrafos y no debe interferir u obstaculizar ninguna operación de video del equipo. Todo el equipamiento debe permanecer en los cajones y no extenderse hacia el terreno de juego.
- Ninguna pelota, en juego o muerta, debe ser manejada por nadie que no sea un recogepelotas.

COMEDOR DE PRENSA

El comedor de prensa está ubicado en la parte posterior del Ernie Harwell Media Center. Hay un costo por comida.

- El comedor estará abierto para atender a la prensa dos horas antes del juego.

GUÍA DE MEDIOS

Las guías de medios de los Tigres, junto con todas las publicaciones de Major League Baseball y las guías de medios de los otros 29 equipos, están disponibles en mlbpressbox.com para los medios acreditados.



COMMUNICATIONS & BROADCAST STAFF

RON COLANGELO

SENIOR VICE PRESIDENT, COMMUNICATIONS
AND BROADCASTING

313-471-2024

ron.colangelo@ilitchsports.com

CHAD CRUNK

DIRECTOR, MEDIA RELATIONS

313-471-2092

chad.crunk@tigers.com

BEN FIDELMAN

DIRECTOR, COMMUNICATIONS AND BROADCASTING

313-471-2227

ben.fidelman@ilitchsports.com

CARLOS GUILLÉN ALTUVE

BILINGUAL COORDINATOR, MEDIA RELATIONS

313-471-2142

carlos.guillen@tigers.com

LEXI CASTRILLON

COORDINATOR, MEDIA RELATIONS

313-471-2103

lexi.castrillon@tigers.com

STAN FRACKER

DIRECTOR, BROADCASTING &

IN-GAME ENTERTAINMENT


313-471-2442

stan.fracker@tigers.com



@DetroitTigersPR

*Media members are encouraged to follow the Detroit Tigers Communications staff on Twitter for statistical information and the latest team announcements.




RON COLANGELO

Ron Colangelo enters his 33rd year in professional sports and 16th season with the Tigers after joining the ballclub on June 16, 2008.

- Named Senior Vice President of Communications and Broadcasting for Ilitch Sports + Entertainment (IS+E) in August 2022.
- Colangelo leads all business and team communications functions, Tigers and Red Wings, across IS+E companies and properties, in addition to managing all local, national and league rightsholder relationships.
- Works directly with Executive Leadership at the Tigers and Red Wings and across IS+E, on strategic positioning for the organization.

- Responsible for day-to-day media and public relations and marketing communications driving business value for the club's marketing, digital, community and sales initiatives, and building brand equity beyond traditional media outlets.
- Developed framework and executed business strategy for first-ever global soccer match to Comerica Park and The District Detroit, AS Roma vs. Paris Saint-Germain as part of International Champions Cup.
- Is primary spokesperson on business and public affairs and crisis communications issues.
- Served as the Vice President of Public Relations for the NFL's New York Jets from 2002-07 where he was the club's spokesperson and responsible for communicating the team's image in the marketplace, collaborating with social media, marketing partnerships, ticket operations, broadcasting, and community and alumni relations.
- Spent six seasons with the Florida Marlins, serving as Vice President of Communications after his promotion from Director of Baseball Information and Publicity...directed media operations for the 1997 World Series Champions.
- Worked three seasons with the NHL's Florida Panthers...joined the club prior to their inaugural 1993 season in media relations and developed programs and initiatives to introduce hockey to Southeast Florida.
- Began his career in Minor League baseball with the West Palm Beach Expos as radio play-by-play announcer, while also overseeing media relations and sales from 1990-93.
- Earned a bachelor's degree in communications from William Paterson University...also attended Arizona State University.
- Has run eight marathons, including Boston, Chicago, Los Angeles, Miami, New York City and San Diego.
- He and wife, Sandra, have a daughter, Catalina, a son, Nicolas, and he has a son, Ryan. They have two rescue dogs, Gigi and Pablo.




CHAD CRUNK

Chad Crunk enters his 10th season in the Tigers organization and his sixth as the team's Director, Media Relations after being named to the position in October, 2017. He joined the club in January, 2014 and served four years as the team's Manager of Media Relations. In his role, he supervises all day-to-day efforts of baseball-related media relations, including the coordination of all interviews with Tigers baseball executives, the manager, players and coaches, the production of game notes, all player-related announcements and the media guide and season review publications. Additionally, he assists with the Tigers Magazine and Yearbook and updates the department's official Twitter account (@DetroitTigersPR).

Chad joined the Tigers after spending three years as an assistant communications director at the University of Arkansas, where he served as the primary media contact for the Razorbacks' baseball team and was the No. 3 media contact for the Arkansas football program. He handled media publicity for the 2012 Razorback baseball team, which advanced to the College World Series and finished the season with a No. 3 national ranking. Additionally, he worked in the athletic departments at Wake Forest University and Vanderbilt University. The University of Kentucky alum graduated summa cum laude in December, 2006 with a BS in journalism.

A native of Hopkinsville, KY, Chad currently resides in downtown Detroit.




BEN FIDELMAN

Ben Fidelman enters his first season as Director of Communications and Broadcasting, and seventh overall with the organization. With Ilitch Sports and Entertainment, Fidelman works with the SVP of Communications and Broadcasting, to lead strategic communications and broadcast initiatives for the Tigers and Red Wings, among other IS+E properties.

His main focus is creating and executing strategic communications campaigns that thoughtfully engage Tigers and Red Wings fans through the organization's most impactful mass media channels, including earned media, social media, and game broadcasts. IS+E's broadcasting department has undergone significant development in recent months, and serves as the day-to-day point of contact with Bally Sports Detroit, Audacy, national rightsholders, and the MLB/NHL league offices.

Prior to transitioning to a role with IS+E, Fidelman worked in a variety of roles in the Tigers baseball communications department, where he started as a Media Relations Intern in 2017. Before his time in Detroit, Fidelman began his career in sports with Major League Baseball at the Office of the Commissioner and Major League Baseball Advanced Media.

Fidelman, 28, graduated from the University of Michigan in 2017 with a B.A. in Sport Management. He is a native of St. Joseph, MI, and currently resides in downtown Detroit.



CARLOS GUILLÉN ALTUVE

Carlos Guillén Altuve enters his fifth season as the club's Bilingual Media Relations Coordinator, after being named to the position in February 2019. He assists with the day-to-day efforts of the department, including production of game notes, statistical research and player relations. He also serves as the team's Interpreter, helping Latin players to address local, national and international media. He also serves as the liaison between Spanish-speaking uniformed personnel and the front office.

Carlos joined the Tigers after spending one season as Assistant in the Media Relations Department with the New York Mets. Previously he worked as a host on ESPN Deportes Miami and as correspondent for international news outlets such as CNN, RCN, and NTN24. Carlos spent ten seasons as Media Relations

Coordinator with Leones del Caracas.

He graduated from University Santa María in the summer of 2004, with a B.S. in Journalism. Born and raised in Caracas, Venezuela, he currently resides in Detroit. He and his wife, María Carolina, have a daughter, Alejandra.



LEXI CASTRILLON

Lexi Castrillon begins her first full season with the Tigers as the club's Media Relations Coordinator. Lexi joined the organization during the 2022 season as the club's Media Relations Assistant. She handles the club's credentialing needs as well as assisting with day-to-day operations within the department including overseeing the Tigers Yearbook and Tigers Magazine.

Lexi previously served as the Miami Marlins Communications intern in 2020, and spent three seasons with the South Florida Collegiate Baseball League serving as the league's head of Communications and Digital Media.

She attended Florida Atlantic University in Boca Raton, FL where she graduated with a B.A. in Communications.

A native of West Palm Beach, FL, Lexi currently resides in Detroit.



STAN FRACKER

Stan Fracker will begin his 10th full season with the Tigers as Director, Broadcasting and In-Game Entertainment after joining the organization during the 2013 postseason. He serves as the direct contact and liaison for the Tigers broadcast partners and national rightsholders throughout the year, overseeing all aspects of Detroit Tigers radio and TV game broadcasts, including national and international broadcasts from Comerica Park. He is also responsible for in-game entertainment, including video production for Comerica Park's industry-leading scoreboard, as well as ancillary ribbon boards. Stan serves as the executive producer for team video content on YouTube and Tigers TV, a channel of programming available on tigers.com offering highlight videos, interviews and inside-access features, while also overseeing internal video production, including marketing and presentation videos.

In 2019, the Tigers video production team received the franchise's first ever Emmy Award for the production of "Call to the Hall", a documentary-style show profiling the Hall of Fame careers of Alan Trammell and Jack Morris. In recent years, Tigers in-game entertainment has received 5 IDEA Golden Matrix Award nominations, winning a GMA in 2018 for Best Open Video.

Prior to joining the Tigers, Stan was the Executive Producer for the Detroit Pistons, overseeing video production for broadcast, internet and advertising. In 16 seasons, he received 20 Emmy Awards for live sports producing, sports editing, commercial production and long-format show production. Additionally, he earned national recognition with two IDEA Golden Matrix Awards for video board production. He launched his professional career as the weekend news anchor at WBKB-TV in Alpena, MI. The Western Michigan University alum graduated in 1996 with a B.S. in broadcast/cable production.

He and his wife, Julie, reside in Oxford, MI, with their two boys, Ben and Charlie.



TIGERS RADIO

Years	Broadcasters	Local Station(s)
1927-1942*	Ty Tyson	WWJ-AM
1934-42*	Harry Heilmann	WXYZ-AM
1943-48	Harry Heilmann	WXYZ-AM
1949	Harry Heilmann and Van Patrick	WXYZ-AM
1950	Harry Heilmann	WXYZ-AM/WJBK-AM
1951	Ty Tyson and Paul Williams	WXYZ-AM/WJBK-AM
1952	Van Patrick	WKMH-AM/WJBK-AM
1953#	Van Patrick and Dizzy Trout	WKMH-AM/WJBK-AM
1954-55#	Van Patrick and Dizzy Trout	WKMH-AM
1956-58#	Van Patrick and Mel Ott	WKMH-AM
1959#	Van Patrick and George Kell	WKMH-AM
1960-63	George Kell and Ernie Harwell+	WKMH-AM/WJR-AM/WWJ-AM
1964	Ernie Harwell and Bob Scheffing+	WJR-AM
1965-66	Ernie Harwell and Gene Osborne	WJR-AM
1967-72	Ernie Harwell and Ray Lane	WJR-AM
1973-91	Ernie Harwell and Paul Carey	WJR-AM
1992	Rick Rizzos and Bob Rathbun	WJR-AM
1993	Ernie Harwell, Rick Rizzos and Bob Rathbun	WJR-AM
1994	Rick Rizzos and Bob Rathbun	WJR-AM
1995-98	Frank Beckmann and Lary Sorensen	WJR-AM
1998	Frank Beckmann and Jim Price	WJR-AM
1999	Ernie Harwell and Jim Price	WJR-AM
2000	Ernie Harwell, Jim Price and Dan Dickerson	WJR-AM
2001-02	Ernie Harwell, Jim Price and Dan Dickerson	WXYZ-AM
2003-2006	Jim Price and Dan Dickerson	WXYZ-AM
2007-2022	Jim Price and Dan Dickerson	WXYZ-AM/FM^
2023	Jim Price, Dan Dickerson and Bobby Scales	WXYZ-AM/FM^

TIGERS OVER-THE-AIR TELEVISION

Years	Broadcasters	Local Station(s)
1947-52	Ty Tyson, Harry Heilmann and Paul Williams	WWDT-TV (renamed WWJ)
1953-55	Van Patrick and Dizzy Trout#	WJBK-TV
1956-58	Van Patrick and Mel Ott#	WJBK-TV
1959	Van Patrick and George Kell#	WJBK-TV
1960-63	George Kell and Ernie Harwell+	WJBK-TV
1964	Ernie Harwell and Bob Scheffing+	WJBK-TV
1965-66	George Kell and Ray Lane	WJBK-TV
1967-74	George Kell and Larry Osterman	WJBK-TV
1975	George Kell, Larry Osterman and Don Kremer	WWJ-TV
1976	George Kell, Larry Osterman, Don Kremer and Al Kaline	WWJ-TV
1977	George Kell, Larry Osterman, Al Kaline and Joe Pellegrino	WWJ-TV
1978	George Kell, Al Kaline, Joe Pellegrino and Mike Barry	WWJ-TV
1979	George Kell, Al Kaline and Mike Barry	WDIV-TV
1980-94	George Kell and Al Kaline	WDIV-TV
1995-96	George Kell, Al Kaline and Jim Price	WKBD-TV
1997	Ernie Harwell, Al Kaline and Jim Price	WKBD-TV
1998	Ernie Harwell and Al Kaline	WKBD-TV
1999-2001	Frank Beckmann and Al Kaline	WKBD-TV
2002	Frank Beckmann and Lance Parrish	WKBD-TV
2003	Frank Beckmann and Jack Morris	WKBD-TV
2004	Frank Beckmann and Dan Petry	WKBD-TV
2006	Mario Impemba and Rod Allen	WMYD-TV
2007	Mario Impemba and Rod Allen	WJBK-TV

TIGERS CABLE TELEVISION

Years	Broadcasters	Cable Station
1981-83	Larry Adderly, Hank Aguirre and Norm Cash	ON-TV
1984	Larry Osterman and Bill Freehan	PASS
1985	Larry Osterman, Bill Freehan and Jim Northrup	PASS
1986-92	Larry Osterman and Jim Northrup	PASS
1993	Jim Northrup and Jim Price	PASS
1994	Ernie Harwell, Jim Northrup and Jim Price	PASS
1995-97	Ernie Harwell, Fred McLeod and Jim Price	PASS
1998-2001	Josh Lewin and Kirk Gibson	FOX Sports Detroit
2002	Mario Impemba and Kirk Gibson	FOX Sports Detroit
2003-14	Mario Impemba and Rod Allen	FOX Sports Detroit
2015	Mario Impemba, Rod Allen, Kirk Gibson and Jack Morris	FOX Sports Detroit
2016-2018	Mario Impemba, Rod Allen and Kirk Gibson	FOX Sports Detroit
2019-2021	Matt Shepard, Jack Morris and Kirk Gibson	FOX Sports Detroit
2022	Matt Shepard, Jack Morris and Kirk Gibson	Bally Sports Detroit
2023	Matt Shepard, Craig Monroe and Kirk Gibson	Bally Sports Detroit

*Home games only; no Sunday games (1930-32), no Saturday or Sunday games (1933)

#Simulcast on radio and television

+Split time between radio and television

%All games on WKMH; day games on WWJ, night games on WJR

^Simulcast on both WXYT-AM and WXYT-FM



TIGERS BROADCASTERS



DAN DICKERSON

Veteran Michigan sports announcer Dan Dickerson returns for his 24th season in the booth and his 21st season as the lead play-by-play voice of the Tigers. Dan made his Tigers debut in 2000, working alongside Hall of Fame broadcaster, Ernie Harwell.

- Dickerson does play-by-play for Bally Sports Detroit in the offseason, covering the MHSAA High School Football Championships.
- Dan also teaches a short course on play-by-play at Michigan State University each winter. Dan's wife, Lori Anne, is a Journalism Professor at MSU.
- Dan is co-host, along with Pat Caputo, of "Tiger Talk," a weekly offseason talk show on WXYT that focuses on Tigers news and baseball hot stove topics.
- Dickerson previously worked five years with former Tigers flagship radio station WJR, where he did a little bit of everything; play-by-play for University of Michigan football and basketball, sideline reporter for UM football, sports reporter, and co-host of "Sportswrap," with the talented Steve Courtney.

- Spent six-and-a-half years with Detroit's WWJ-AM from 1988-95, hosting a post-game call-in show following Detroit Lions broadcasts and serving as a sideline reporter for University of Michigan football...also anchored WWJ's news and sports on the weekends and served as a general assignment news reporter.
- Dan began his sports broadcasting career at WCUZ Radio in Grand Rapids, MI, working at the station from 1982-88 in both news and sports.
- Started in radio in 1980 with WMAX radio in Grand Rapids, covering general assignment news and anchoring afternoon newscasts.
- Named the 2016 Ernie Harwell Lifetime Achievement Award winner by Detroit Sports Media.
- Won the 2008 Ty Tyson Excellence in Sports Broadcasting Award, named after the Tigers pioneer broadcaster, Ty Tyson, and is awarded annually by Detroit Sports Media.
- Named Michigan Sportscaster of the Year in 2005, 2006, 2014 and 2022 by the National Sportscasters and Sportswriters Association.
- Earned his Bachelor of Arts degree from Ohio Wesleyan University in 1980.
- Resides in Clarkston, MI with wife, Lori Anne...the couple have two children, Rachel, 27, and Justin, 24.
- Dickerson is available on Twitter @Dan_Dickerson.



JIM PRICE

A member of the Tigers 1968 World Series Championship Team, Jim Price begins his 31st season overall on Tigers broadcasts and his 24th full season on the Tigers Radio Network.

- Originally joined Frank Beckmann on the Tigers radio broadcasts in June, 1998...had spent the first part of that season as a feature reporter on FOX Sports Net's pre-game and "Tigers Weekly" programs.
- Began his Tigers broadcasting career on PASS cable telecasts in 1993, serving as play-by-play announcer...broadcast Tigers games on cable for five seasons.
- Was also the third man in the booth during the Tigers over-the-air broadcasts on WKBD-TV from 1995-97...filled in for a handful of games as play-by-play announcer in 1997.
- Other broadcast credits include work as play-by-play man on Chicago White Sox cable telecasts, color commentary for ESPN college baseball and anchoring weekend sports on Detroit's WJBK-TV.
- Assisted in the Tigers front office efforts, focusing on baseball participation camps...joined the organization in 1992 as the Director of Community Relations.
- Played five Major League seasons, all with the Tigers...played 64 games, 42 of them at catcher, for the 1968 team that defeated St. Louis in the Fall Classic.

- Had his contract purchased by the Tigers in April of 1967 after seven Minor League seasons with the Pirates.
- Named Minor League Player of the Year in 1963 while with the Pittsburgh Pirates organization.
- A native of Harrisburg, PA, he was a three-sport star at Hershey (PA) High School...refused a number of college football scholarship offers to sign with the Pittsburgh Pirates in 1960.
- Inducted into the Kinston (NC) Baseball Hall of Fame in 1995, the Hershey High School Hall of Fame in 2006 and the Central Pennsylvania Hall of Fame in 2008.
- He and his wife, Lisa, founded a not-for-profit foundation called JACK'S PLACE For Autism in October of 2002 to benefit children with autism...the foundation, named after their son who was diagnosed with autism, works to provide services for individuals and families affected by the neurological disorder.
- Because of the tremendous community and corporate support, the foundation's five-year plan was reached in a little over a year...JACK'S PLACE For Autism partnered with Oakland University in Rochester, MI from 2004-08... JACK'S PLACE began to deliver programming and services to individuals and families living with Autism Spectrum Disorder, including soccer, basketball, swimming, baseball, arts and theater...programs also included family counseling, sibling groups, social skills groups, seminars and training sessions for parents, caregivers, physicians, teachers and counselors...To date over 11,000 children and adults throughout the State of Michigan have participated in JACK'S PLACE programs now delivered from Southfield, MI, and with many partners including The YMCA, Indian Trails Camp, Easter Seals and Center for Exceptional Families, ARC of Macomb to name just a few. JACK'S PLACE continues to develop a facility that will house "Quality of Life" programming and a long-term living environment, the first of its kind in the country...the Detroit Tigers in partnership with JACK'S PLACE host one of the longest running Autism Awareness Days in MLB. The Prices have also been honored to be the recipients of the Alvin Foon Humanitarian Award presented by the Michigan Jewish Sports Foundation and Spirit of St. Nicholas Award presented by the St. Nicholas Institute.



MATT SHEPARD

A Michigan native who has served as a play-by-play announcer, host and reporter, covering professional and college teams for Bally Sports Detroit.

- Shepard is starting his fifth season as the Tigers play-by-play announcer. He served as the play-by-play announcer for 25 Tigers games in the 2018 season.
- He has called games for the Detroit Pistons, Detroit Red Wings, NFL Europe Arena Football League, CCHA Hockey, "Cold War" and "Big Chill" Outdoor games, MHSAA Football and Basketball Championships on Bally Sports Detroit.
- Hosted Detroit Lions Game Plan along with Detroit Tigers, Red Wings and Pistons pre and postgame shows on Bally Sports Detroit.
- Reporter during game coverage of the Detroit Tigers, Red Wings and Pistons on Bally Sports Detroit. Also provided reports for Wingspan, Tigers Weekly and Football Week in Michigan coverage.
- Shepard has called preseason play-by-play for Detroit Lions games on FOX, CBS TV and ABC since 2008.
- A multi-E Emmy nominee for various individual topics and programs.
- Called the action for Big Ten baseball, football and hockey across the Big Ten for the Big Ten Network (2007-2017) and CBS College Sports Network (2009-2011).
- Recognized as the play-by-play voice for the University of Michigan basketball from 2003-2019 and Eastern Michigan University football games since 2000.
- In 2017, he served as a Morning Drive radio show host on Michigan Media Network, reaching eight different markets and 17 cities.
- From 2001-2017, Shepard hosted a Morning Drive Show on WDFN Radio.
- Handled play-by-play duties for Palace Sports & Entertainment for the WNBA Detroit Shock and IHL Detroit Vipers (1999-2002).
- Play-by-Play announcer and reporter for WWJ Radio for Detroit Pistons and University of Michigan basketball
- Named NSBA Michigan Sportscaster of the Year in back-to-back years (2015, 2016).
- Honored with the prestigious Ty Tyson Award for Excellence in Sports Broadcasting presented by Detroit Sports Media in 2018.
- Earned a bachelor's degree in Broadcasting with a minor in Journalism from Central Michigan University.
- Born in Farmington Hills, he graduated from North Farmington High School in 1983 where he played football and baseball.
- Shepard and his wife, Lisa, have four children – Chad, Sean, Scott and Rachel.
- Shepard is available on Twitter @ShepMatt.



KIRK GIBSON

Former Tigers right fielder Kirk Gibson returns to television for his 13th season to serve as an analyst for Bally Sports Detroit's coverage of the Tigers. Previously, he served as a color analyst on FSN Detroit from 1998-2002.

- Was originally drafted in the first round (12th overall) of the 1978 draft by the Tigers...also selected in the seventh round of the NFL draft by the St. Louis Cardinals.
- Played 17 seasons in the Major Leagues with the Tigers (1979-87, 1993-95), Los Angeles Dodgers (1988-90), Kansas City Royals (1991) and Pittsburgh Pirates (1992)...batted .268 (1553x5798) with 260 doubles, 255 home runs and 870 RBI in 1,635 games during his Major League career.
- Was a member of the Tigers 1984 World Championship team and was named the ALCS MVP, hitting .417 with one home run and two RBI...also was a member of the Los Angeles Dodgers 1988 World Championship Team.
- Began his coaching career as a bench coach for the Tigers from 2003-2005 under manager Alan Trammell.
- Served as the Diamondbacks bench coach from 2007 until assuming the interim manager title on July 1, 2010.
- Gibson managed the Arizona Diamondbacks for five seasons (2010-14)...he was named the BBWAA National League Manager of the Year in 2011 after leading Arizona to a National League Western Division title.
- Inducted into the College Football Hall of Fame on December 5, 2017.
- Kirk and his wife, JoAnn, have four children, Colleen, Kirk, Kevin, and Cameron ...Cameron was drafted by the Tigers in the fifth round of the 2015 MLB First-Year Player Draft and signed.
- Kirk started the Kirk Gibson Foundation in 1996 by awarding partial scholarships to men and women at Clarkston and Waterford Kettering High Schools in honor and memory of his parents. He has now repositioned the Kirk Gibson Foundation to promote cooperation, collaboration and teamwork in finding a cure for Parkinson's disease. More information can be found at www.kirkgibsonfoundation.org or on Twitter @23KGibby.



CAMERON MAYBIN

Cameron Maybin enters his first season as a broadcaster of Detroit Tigers Baseball with Bally Sports Detroit after retiring from baseball following the 2021 season. In 2022, Maybin was a part of the broadcast teams of the Chicago Cubs, New York Yankees and MLB Network.

- Had a 15-year Major League career playing for 10 different franchises (DET, FLA, SD, ATL, LAA, HOU, SEA, NYY, CHC, NYM)
- Was a member of the 2017 Houston Astros World Series Championship team, playing under Tigers manager A.J. Hinch.
- Is the only player in Detroit Tigers history to play three non-consecutive stretches with the club (2007, 2016, 2020)
- Made his MLB debut with the Detroit Tigers on August 17, 2007 against the New York Yankees.
- Recorded his first hit and first career home run on August 18, 2007 at New York (AL), hitting both off Roger Clemens.

- Was selected by the Tigers with the 10th overall selection of the 2005 MLB Draft out of T.C. Roberson High School in Asheville, NC.
- Maybin is married to his wife Courtney, and they have three children: Trent, Max, and Laila.




CRAIG MONROE

Former Tigers outfielder Craig Monroe enters his first season as Bally Sports Detroit's lead analyst of Tigers Baseball game broadcasts. For the past twelve seasons, he had served as an analyst on Tigers Live pre and postgame shows, and part time game analyst.

- Monroe played nine seasons in the majors with the Texas Rangers (2001), Detroit Tigers (2002-07), Chicago Cubs (2007), Minnesota Twins (2008) and Pittsburgh Pirates (2009). He was originally drafted in the eighth round of the 1995 MLB First-Year Player Draft by the Rangers.
- The Texarkana, TX, native joined the Detroit Tigers organization on February 1, 2002, when he was selected off waivers from the Rangers. He played his first full season in 2003, hitting 23 home runs.
- On July 19, 2006, Monroe hit a grand slam home run off Javier Vazquez of the Chicago White Sox that was decisive in the Tigers' 5-2 win. A career .252 hitter, he recorded career highs with 28 homers and 92 RBI with Detroit in 2006. He also hit five home runs in the 2006 postseason, which culminated in a World Series appearance. Monroe tied the Tigers' career postseason record of five set by Hall of Famer Hank Greenberg.

- Craig and his wife, Kasey, have three children, Morgan, Cannon and Collin.
- Monroe is available on Twitter @CMo_27.



DAN PETRY

Former Tigers pitcher Dan Petry returns for his fifth season as a studio analyst for Tigers coverage on Bally Sports Detroit.

- Petry helped the Tigers win the 1984 World Series and the 1987 American Eastern Division.
- An American League All-Star in 1985, he played for the Detroit Tigers (1979-87 and 1990-91), California Angels (1988-89), Atlanta Braves (1991) and Boston Red Sox (1991).
- Petry is a member of the Tigers famed 1976 Draft Class, where he was selected in the 4th round by the Tigers, along with Hall of Fame teammates Alan Trammell (2nd round) and Jack Morris (5th round).
- He was the last Tigers pitcher to win games for the Tigers in three decades (70's, 80's and 90's).
- In 13 years, he had a 125-104 record (.546), 370 appearances, 300 games started, 52 complete games, 11 shutouts, one save, 2,080 1/3 innings pitched, 1,984 hits allowed, 1,025 runs allowed, 912 earned runs allowed, 218 home runs allowed, 852 walks allowed, 1,063 strikeouts, 47 hit batsmen, 77 wild pitches, seven balks and a 3.95 ERA.

- He finished fifth in Cy Young voting in 1984.
- He also worked as a Tigers TV analyst when the games were split between networks and served as a substitute color analyst for the Detroit Tigers Radio Network in 2012 and 2019.
- Petry worked the pre and postgame shows with Dan Miller of FOX 2 every Opening Day from 2007-2018 with the exception of 2014 and has worked pre and postgame when the Tigers have been in the playoffs since 2006.
- Dan has served as an assistant baseball coach at Orchard Lake St. Mary's since 2011. His son Matt is the head coach and they are entering their 10th season at the school. They won the Division II State Championship in 2015 and 2019.
- Orchard Lake St. Mary's High School named a field after him "Dan Petry Field" in a ceremony on Oct. 21, 2018.
- Previously, he spent time coaching baseball at Farmington Hills Harrison and Brother Rice High Schools.
- Dan and his wife, Chris, have two sons, Matt and Jeff, who is currently a defenseman for the NHL's Pittsburgh Penguins, and three grandsons: Boyd, Barrett and Bowen.



BOBBY SCALES


Following a playing career spanning 14 seasons between the Majors, Minors and Japan, and extensive experience as a front office executive, Bobby Scales joins the Tigers as a road radio analyst in 2023.

- Will call about half of the club's road games alongside Dan Dickerson, marking his first time as a broadcaster at any level.
- Scales has a diverse background in the game and has experience in many roles throughout front offices in his post-playing career. Those include with Pittsburgh as Minor League Field Coordinator (2018-20) and Coordinator of Special Initiatives in Player Development (2021), and with Los Angeles (AL) as Director of Player Development (2013-15) and Special Assistant to the General Manager (2016). In addition to his work in the radio booth, Scales is currently the Vice President of Baseball at Sports Info Solutions.
- As a player, Scales spent most of his career in the higher levels of the Minor Leagues, including parts of 10 seasons in Triple A. Over 1,302 games in his Minor League career, Scales slashed

.285/.383/.436, with 88 home runs, 282 doubles, 559 RBI and 118 stolen bases. His only Major League action came with Chicago (NL) in 2009-10, where he hit .248/.342/.401 over 61 games, knocking three home runs and driving in 18 runs.

- Scales is a native of Southfield, MI and played baseball collegiately at the University of Michigan (1995-99), where he graduated with a B.A. in Sport Management and was the Co-Captain 1999 Big Ten Championship team.
- While at the University of Michigan he received the 1999 Bob Ufer Award, presented to one senior student-athlete every year that demonstrates exemplary leadership, spirit and service to the University of Michigan.

PLAYER DEVELOPMENT & SCOUTING



KERRY CARPENTER
2022 DETROIT TIGERS MINOR LEAGUE
PLAYER OF THE YEAR



WILMER FLORES
2022 DETROIT TIGERS MINOR LEAGUE
PITCHER OF THE YEAR



2023 FULL SEASON AFFILIATES



TOLEDO MUD HENS
International League
 406 Washington Street
 Toledo, OH 43604
 (419) 725-4367
 (419) 725-4368 (FAX)

Manager Anthony Iapoco
 Bench Coach Tony Cappucilli
 Pitching Coach Doug Bochtler
 Pitching Strategist Ollie Kadey
 Hitting Coach Mike Hessman
 Athletic Trainer Jason Schwartzman
 Strength and Conditioning Coach Phil Hartt
 Baseball Information Assistant Quinn Smith



ERIE SEAWOLVES
Eastern League
 831 French St.
 Erie, PA 16501
 (814) 456-1300
 (814) 456-7520 (FAX)

Manager Gabe Alvarez
 Bench Coach Matt Malott
 Pitching Coach Juan Pimentel
 Hitting Coach Francisco Contreras
 Athletic Trainer Chris Vick
 Strength and Conditioning Coach Donny Trapp
 Baseball Information Assistant Brian Duffley



WEST MICHIGAN WHITECAPS (A)
Midwest League
 4500 West River Drive
 Comstock Park, MI 49321
 (616) 784-4131
 (616) 784-4911 (FAX)

Manager Brayán Peña
 Bench Coach Tim Garland
 Pitching Coach Dan Ricabal
 Hitting Coach CJ Wamsley
 Athletic Trainer Sean McFarland
 Strength and Conditioning Coach Paul Synenkyj
 Baseball Information Assistant Michael Pilelich



LAKELAND FLYING TIGERS (A)
Florida State League
 2301 Lakeland Hills Blvd.
 Lakeland, FL 33805
 (863) 686-8075
 (863) 688-9589 (FAX)

Manager Andrew Graham
 Bench Coach Rafael Gil
 Pitching Coach Nick Green
 Hitting Coach Nick Bredeson
 Athletic Trainer Erick Flores
 Strength and Conditioning Coach Dax Fiore
 Baseball Information Assistant Ryan Morgan



2023 ROOKIE LEVEL AFFILIATES



FLORIDA COMPLEX LEAGUE TIGERS

Complex League - Rookie
2301 Lakeland Hills Blvd.
Lakeland, FL 33805
(863) 686-8075
(863) 688-9589 (FAX)

ManagerMike Alvarez
Bench Coach Salvador Paniagua
Pitching Coach Gabe Luckert
Hitting CoachTBD
Athletic Trainer..... Juan Pena
Strength and Conditioning CoachTyler Gniadek
Baseball Information Assistant.....Reid Koepnick



DOMINICAN SUMMER LEAGUE TIGERS1

Dominican Summer League - Rookie

Manager Marcos Yeppez
Pitching Coach Roberto Yil
Hitting Coach Francisco Martinez
Assistant Pitching Coach..... Darwyn Zambrano
Infield/First Base Coach Soilo Perdomo
OF/Baserunning/Third Base Coach Francisco Santana
Athletic Trainer..... Bryce Hietpas
Strength and Conditioning Coach Franklin Galvez



DOMINICAN SUMMER LEAGUE TIGERS2

Dominican Summer League - Rookie

Manager Sandy Acevedo
Pitching Coach Williams Moreno
Hitting Coach Omar Rosario
Infield/Third Base Coach..... Ivan Contreras
Catching/First Base Coach..... Kely Romas
Athletic Trainer..... Nestor Blanco
Strength and Conditioning CoachMiguel Martinez
Strength and Conditioning CoachFelix Ojeda



PLAYER DEVELOPMENT AWARDS

JIM CAMPBELL AWARD (MOST IMPROVED)

Year	Player	Year	Player	Year	Player
1996	Eric Dinyar	2005	Brent Clevlen	2014	Dixon Machado
1997	Jayson Bass	2006	Chris Maples	2015	Montreal Robertson
1998	Matt Miller	2007	Deik Scram	2016	Grayson Greiner
1999	Max St. Pierre	2008	Casper Wells	2017	Zac Reininger
2000	Dayle Campbell	2009	Brennan Boesch	2018	Josh Lester
2001	Omar Infante	2010	Charlie Furbush	2019	Garrett Hill
2002	Michael Rivera	2011	Duane Below	2020	N/A
2003	Alex Trezza	2012	Eugenio Suarez	2021	Eric De La Rosa
2004	Kelly Hunt	2013	Guido Knudson	2022	Wenceel Perez

SCOUT OF THE YEAR

Year	Scout	Position	Year	Scout	Position
1996	John Mirabelli	Regional Scouting Supervisor	2010	Bill Buck	Area Scout
1997	Ramon Peña	Latin American Coordinator	2011	Jim Rough	Area Scout
1998	Jack Hays	Area Scout	2012	Ray Crone	National Crosschecker
1999	Dennis Lieberthal	Area Scout	2013	Rolando Casanova	Area Scout
2000	Lou Laslo	Area Scout	2014	Scott Cerny	Area Scout
2001	Steve Nichols	Area Scout	2015	James Orr	East Regional Crosschecker
2002	Jerome Cochran	Area Scout	2016	Harold Zonder	Area Scout
2003	Rob Guzik	National Crosschecker	2017	Bryson Barber	Area Scout
2004	Steve Taylor	Area Scout	2018	Jim Bretz	Area Scout
2005	Tim Grieve	Area Scout	2019	Justin Henry	Central Regional Crosschecker
2006	Tim McWilliam	Area Scout	2020	N/A	N/A
2007	Tom Osowski	Area Scout	2021	Joey Lothrop	Area Scout
2008	Mike Hankins	Midwest Regional Crosschecker			
2009	Marty Miller	Area Scout			

DWIGHT LOWRY AWARD (PLAYER DEVELOPMENT PERSON OF THE YEAR)

Year	Name	Position	Year	Name	Position
1996	Dwight Lowry	Fayetteville Manager	2010	Gene Roof	Outfield/Baserunning Coordinator
1997	Mark Meleski	Lakeland Manager	2011	Larry Herndon	Lakeland Hitting Coach
1998	Bruce Fields	West Michigan Manager	2012	Dave Huppert	Lakeland Manager
1999	Glenn Ezell	Catching Coordinator	2013	Manny Crespo	Director, Latin American Player Development
2000	Kevin Bradshaw	GCL Tigers Manager	2014	Andrew Graham	West Michigan Manager
2001	Doug Teter	Medical Coordinator	2015	A.J. Sager	Pitching Coordinator
2002	Jon Matlack	Pitching Coordinator	2016	Steve Chase	Strength and Conditioning Coordinator
2003	Jeff Jones	Toledo Pitching Coach	2017	Corey Tremble	Minor League Medical and Rehab Coordinator
2004	Matt Walbeck	West Michigan Manager	2018	Tim Garland	Lakeland Hitting Coach
2005	Jon Matlack	Pitching Coordinator	2019	Carlos Bohorquez	Connecticut Pitching Coach
2006	Larry Parrish	Toledo Manager	2020	N/A	N/A
2007	Tom Brookens	West Michigan Manager	2021	Dr. Georgia Giblin	Director, Performance Science
2008	Glenn Adams	Erie Hitting Coach	2022	Gabe Alvarez	Erie Manager
2009	Joe DePastino	West Michigan Manager			



KENNY GRAHAM

Director, Hitting

Entering his fourth season with the Tigers, Graham serves as the Director of Hitting. His major focus is on hitting development and strategies, establishing an organization-wide hitting protocol with a focus on utilizing data and technology to aid growth and performance.

Prior to joining the Tigers, Graham spent the previous three seasons as the Minor League hitting coordinator for Milwaukee. Before that he spent seven seasons in various Minor League roles in Toronto's system, including as the co-hitting coordinator (2015) and hitting coach at Single A Lansing (2012-13, 2015), Single A Bluefield (2011) and Single A Auburn (2010). He also managed the organization's Gulf Coast League affiliate in 2014 and served as the hitting coach for the Independent League's Gary RailCats for two seasons (2008-09).

He attended Indiana University and was an outfielder on the baseball team before moving into coaching at the University of Indianapolis as the hitting coach, while receiving his Masters Degree in Curriculum and Instruction.



EUCLIDES ROJAS

Director, Latin American Player Development

Rojas begins his second season with the Tigers, following a nine-year stint (2011-19) as Pittsburgh's Major League bullpen coach. Under his leadership, the Pirates relief corps posted a 3.58 ERA (4882.0IP/1943ER) and converted 69.7% of its saves, both marks ranking fourth in the Major Leagues over that span.

Prior to joining the Major League staff, Rojas spent six seasons as Pittsburgh's Latin American field coordinator (2005-10) and as a roving minor league instructor in 2002 with an emphasis on the club's Latin American program. Other stops during his coaching career came in Boston (Major League bullpen coach, 2003-04) and Miami (pitching coach with Gulf Coast and Florida State League affiliates, 1996-2001).

A native of Cuba, Rojas was a member of the Cuban National Team from 1982-1994 and ranks as the all-time leader in Cuban baseball with 342 career relief appearances and 90 saves. After coming to the United States he was selected by Miami in the 30th round of the 1995 MLB Draft (signing scout was former Tigers and Marlins executive, Dick Egan), and went on to pitch in the Marlins farm system for the 1995-96 seasons. He has also pitched on Olympic, World and Pan American championship teams.



GABE RIBAS

Director, Pitching

Entering his second season with the Tigers, Ribas is responsible for working across all departments within the club's baseball operations to implement a dynamic pitching program spanning the entire player development system.

Prior to his time with Detroit he held the title of Pitching Coordinator (Performance) with the Dodgers. With Los Angeles, Ribas worked across many areas within player development, including coaching staffs, performance science, strength and conditioning, baseball analytics and others to construct and maintain a highly individualized and comprehensive pitching development program.

Ribas also spent 11 seasons coaching in college baseball with stops at Bowdoin College, Northwestern University, The College of the Holy Cross, Northern Colorado University and Santa Clara University.

A graduate of Northwestern University, Ribas was drafted by the San Diego Padres in the 14th round of the 2002 amateur draft and was the organization's Minor League Pitcher of the Year in 2003, winning 17 games.



RYAN SIENKO

Director, Coaching, Field & Catching Coordinator

Sienko is in his second season as the Tigers Director of Coaching and Field Coordinator, where he coordinates the organization's on-field activity and all coaching initiatives.

He comes to Detroit after six seasons (2015-20) as a catching coordinator/assistant coordinator with the Dodgers. His responsibilities with Los Angeles included instilling catching philosophies at all levels of the club's player development system, maximizing the impact of receiving metrics, conducting drills and skill work with players, coordinating player plans, working with the research and development department and traveling to all affiliates.

Prior to his time with the Dodgers, Sienko was an associate scout for the Orioles from 2007-15 and from 2002-07 was the Director of Baseball Operations and instructor with the National Pitching Association. In 2005 he founded Catch & Throw, an organization with the mission of providing quality professional catching instruction to support the health and performance of catchers. Sienko also coached at the high school level, including at Torrey Pines High School and Canyon Crest Academy.

Sienko played collegiately at the University of Iowa, professionally in the Texas and Chicago (AL) systems, and was named an All-Star in independent baseball.





TIGERS PLAYER DEVELOPMENT STAFF

JEFF BRANSON

Hitting Coordinator

Branson enters his fifth season as a hitting coordinator with the Tigers. The 2023 campaign marks his 34th in professional baseball.

Prior to joining the Tigers, he served as the Major League hitting coach with Pittsburgh for five seasons (2014-18) and as the assistant hitting coach in 2013. Before working with the big league club, Branson was the hitting coach with Triple A Indianapolis (2009-12), manager at Single A Lynchburg (2007-08), manager at Single A Hickory (2005-06) and manager at Single A Williamsport (2004). His first coaching assignment came in 2003, when he was the hitting coach at Williamsport.

He was originally selected by Cincinnati in the second round of the 1988 First-Year Player Draft and played nine seasons in the Major Leagues. Over that span, he hit .246/.300/.372 with 34 home runs and 156 RBI in 694 career games between Cincinnati (1992-97), Cleveland (1997-98) and Los Angeles (NL) (2000-01).

The native of Waynesboro, MS, played baseball at Livingston (AL) University, and was named to the Converse Division II All-American Team as a junior in 1988. Additionally, he was a member of the 1988 United States baseball team that won a Gold Medal at the Olympic Games in Seoul, Korea.



MAX GORDON

Hitting Coordinator

Gordon begins his second season in the Tigers organization, serving as one of the organization's hitting coordinators. He comes to Detroit after spending the last five years (2017-21) working at Driveline Baseball under the same title.

Prior to his time at Driveline, Gordon was a volunteer coach at the University of Michigan for the 2020 season. He also coached at Feather River College from 2014-16.

After being told he would never be able to play baseball again following a car crash that left him in a coma as a teenager, Gordon rehabbed and returned to the diamond at Oregon State University from 2011-13. Playing in 127 games with the Beavers he posted a combined .226 (64x283) batting average, drove in 20 runs and walked nearly as many times as he struck out (39/43).



STEVE SMITH

Pitching Coordinator

Smith enters his second season with the Tigers, serving as the pitching coordinator for the club's upper-level (double/triple A) affiliates. This post marks his first in professional baseball, following a distinguished career at the collegiate level. Most recently he was the head coach at Tennessee Tech for two seasons (2020-21).

Prior to his time at Tennessee Tech, Smith was the head coach at Baylor University for 21 seasons. His tenure with the Bears included leading the team to its most successful ten-year run in the program's history and a 2005 College World Series appearance. Among his many accomplishments at the university, Smith led the Bears to a 2005 College World Series appearance, was inducted into the Baylor Athletics Hall of Fame in 2006 and compiled a 744-523-1 career record. In the time between his head coaching positions at Baylor and Tennessee Tech he was the pitching coach at Auburn University (2018-19), where he helped develop Casey Mize into a consensus All-American, First Team All-SEC selection and No. 1 overall pick by the Tigers in the 2018 MLB Draft.

Other notable positions held during his career include: pitching coordinator for the 17U National Team Development Program (2019), president of the American Baseball Coaches Association (2008), head coach of the USA Baseball National Team (2005) and pitching coach for the USA Baseball National Team (1998).

Smith was a two-sport athlete (football and baseball) attending Mississippi College from 1979-80, before transferring to Baylor from 1982-83. While playing for the Bears, Smith led the Southwest Conference in ERA (1.72) in 1982 and went on to be selected by San Francisco in the fifth round of the 1983 MLB Draft. He spent four seasons pitching in the Giants organization, making his way up to triple A at the end of the 1986 season.



STEPHANOS STROOP

Pitching Coordinator

Stroop is in his second season with the Tigers, serving as a pitching coordinator for the organization's lower-level affiliates (Single A and Rookie Levels). He spent the last three seasons as a pitching coach in the lower-levels of the Los Angeles Dodgers player development system, with a focus on overseeing throwing programs/bulpen sessions, contributing to pitch design efforts and implementing game plans for individual players.

Before joining the Dodgers, he served as pitching coach and recruiting coordinator for Southern University and A&M College - Baton Rouge for one season (2018) after holding the same positions at St. Petersburg College in 2017.

Stroop also has player evaluation experience at the amateur level, spending three years as an associate scout including two with Atlanta (2014-16) and one with Washington (2014).

He was captain of the Claremont McKenna College baseball team in 2010, going on to play professionally for the Carlsbad Bats in 2011.





JORGE CORDOVA

Assistant Pitching Coordinator

Cordova begins his third season as Assistant Pitching Coordinator after serving as the pitching coach with numerous Tigers Minor League affiliates. This year marks his 18th overall as a coach in the organization.

Prior to his current position, Cordova served as the pitching coach at Single A Lakeland (2019-20, 2016), Single A West Michigan (2017-18) and Gulf Coast League Tigers (2014). He also spent four seasons as the pitching coach with the organization's affiliate in the New York-Penn League, serving one season with Single A Oneonta (2009) and three seasons with Single A Connecticut (2010-12).

He also has experience coaching with Detroit internationally, serving as the pitching coach with the Venezuelan Summer League Tigers during each of his first three seasons (2006-08) with the Tigers.

Cordova pitched for eight seasons at the Minor League level with the New York Yankees (1996), Florida Marlins (1998-2000), Cincinnati Reds (2000-02) and Tigers (2003-04). He compiled a 44-26 record and 3.30 ERA in 234 outings during his career.



JOHN DEROUIN

Rehab Pitching Coordinator

DeRouin joins the Tigers organization in 2023, serving as the rehab pitching coordinator. The position marks his first in professional baseball.

Prior to his time with the Tigers, DeRouin worked as a pitching coordinator, instructor and coach for Hop's Athletic Performance (2019-22) in Coventry, RI and North East Baseball (2020-22) in Hudson, MA. He also served as a pitching coach for New England Scorpions baseball from 2019-20.

DeRouin pitched for the Community College of Rhode Island from 2019-20.



RAMON SANTIAGO

Infield Coordinator

Santiago enters his sixth season in the Tigers organization and his first working with Detroit's Minor League infielders. He spent the previous five seasons on the Major League coaching staff, serving as both the first and third base coach during his time on the staff.

Santiago joined the Tigers coaching staff after a very productive 16-year professional player career, including 13 seasons at the Major League level with the Tigers (2002-03, 2006-13), Seattle Mariners (2004-05) and Cincinnati Reds (2014). In 920 career big league games, he hit .243/.314/.330 with 30 home runs and 214 RBI.

Santiago was a part of four postseason teams in Detroit, including the Tigers 2006 and 2012 American League Championship clubs. He collected three hits for the Tigers in Game 1 of the 2011 ALCS vs. Texas, tying the club's ALCS single-game record. He had nine hits overall in that series, tying Placido Polanco's 2006 club record for hits in an ALCS.

As a Minor Leaguer, Santiago was named a Midwest League All-Star in 2000, and was rated as the best defensive shortstop in the Midwest League.



ANGEL BERROA

Latin America Infield Coordinator

Entering his second season with the Tigers, Berroa serves as the infield coordinator focusing on instructing players in the organization from Latin America.

Prior to joining the Tigers, Berroa was a coach with Boston at the Gulf Coast League level.

Berroa had a successful playing career that spanned nine seasons in the Major Leagues. He won the American League Rookie of the Year Award in 2003 after posting a .287/.338/.451 slashline with 28 doubles, seven triples, 17 home runs, 73 RBI and 21 stolen bases with Kansas City. That season he accumulated a career high 2.5 bWAR. Following his time with the Royals (2001-07), Berroa also spent time with the Dodgers (2008), Yankees (2009) and Mets (2009) before retiring.



**ARNIE BEYELER****Outfield/Baserunning Coordinator**

Enters his fourth season with the organization and second as the Outfield and Baserunning Coordinator. This season marks his 32nd as a manager, coach or scout, over which he has built a reputation for an innovative coaching style and implementation of technology.

Beyeler served as manager for Double A Erie and instructor at the club's alternate training site over the last two seasons, helping develop some of baseball's top prospects along the way. Last season he led the SeaWolves to a 64-55 record, while developing position players such as Dillon Dingler, Riley Greene (Tigers 2021 Minor League Player of the Year), Ryan Kreidler and Spencer Torkelson, and pitchers Beau Brieske (Tigers 2021 Minor League Pitcher of the Year) and Joey Wentz.

Prior to being named to his post with the SeaWolves, he was the Major League first base coach with the Baltimore Orioles for the 2019 season. Before his season with the Orioles, he was the manager of Triple A New Orleans in the Miami organization for three seasons (2016-18), posting a combined 193-223 record. From 2013-15 he was on the Major League staff with the Boston Red Sox.

He has managed or coached at every level from Single A to the Major Leagues, including stints in the following systems: Baltimore, Miami, Boston, San Diego, Texas and New York (AL). Highlights include winning the Governor's Cup with Triple A Pawtucket in 2012, and earning playoff appearances with Double A Portland in 2007-08 and Single A Stockton in 2003-04.

Beyeler was a Minor League infielder for six seasons in the Tigers system from 1986-91, reaching Triple A Toledo in his first professional campaign.

**FRANCISCO RIVAS****Strength and Conditioning Coordinator**

Rivas enters his third season as a Minor League strength and conditioning coordinator, and fifth overall in the organization.

Prior to this post, Rivas was slated to be the strength and conditioning coach with Short-Season Norwich, which wasn't possible due to the COVID-19 pandemic. Instead, he gained experience working with top prospects and Major League-caliber players at the club's alternate training site in Toledo during the 2020 season. His first position with the club was the strength and conditioning coach with the Gulf Coast League Tigers in 2019.

Before joining the Tigers, Rivas spent two years at XCEL Health and Wellness working in strength and conditioning, also serving as the head of baseball and softball development. He worked three years as a student strength and conditioning coach at Hannibal-LaGrange University (2015-17), and one as an intern with Diamond Fit Performance (2015).

Rivas has a master's degree in Kinesiology from A.T. Still University, with an emphasis in orthopedic and sport psychology. He is a certified strength and conditioning specialist, USAW Performance Coach Level 1 and Precision Nutrition Coach Level 1.


**RYAN MAEDEL****Strength and Conditioning Coordinator**

Maedel enters his second season as a strength and conditioning coordinator, working out of the club's TigerTown Complex in Lakeland.

Prior to his coordinator position, Maedel spent the 2021 season as the strength and conditioning coach with Single A West Michigan. His first season with the Tigers was 2020, which was impacted as the Minor League season was canceled due to the COVID-19 Pandemic.

Before his time with the Tigers, Maedel spent seven seasons in various roles throughout the Toronto system, and helped Single A Dunedin to be 2017 co-champions of the Florida State League.

Growing up in Ontario, Canada, he and his family are lifelong Tigers fans. Maedel played baseball during many of his school years, including all four years during his time in college in South Carolina and Florida.





COREY TREMBLE

Minor League Medical and Rehabilitation Coordinator

Tremble returns for his 16th season with the Tigers organization in 2023, also marking his 11th as the Minor League medical and rehabilitation coordinator. Following the 2018 season, the organization named him the Dwight Lowry Player Development Person of the Year and he has been named Minor League Coordinator of the Year each of the last two seasons.

He served as the athletic trainer for the Gulf Coast League Tigers during the 2008 season, Single A West Michigan during the 2009 and 2010 seasons and Single A Lakeland during the 2011 and 2012 seasons. Additionally, he served as an athletic trainer with Surprise in the Arizona Fall League in 2010.

He graduated from Florida Southern College in 2005 and attended the University of South Florida for his graduate studies in exercise science from 2006-08, where he also served as a Graduate Assistant Athletic Trainer.

Tremble is a certified and licensed athletic trainer, a muscle activation technique jumpstart specialist, and a certified strength and conditioning specialist.

He was the 2006 recipient of the Dr. Clarence Livingood Memorial Scholarship from the Professional Baseball Athletic Trainers Society and currently sits on the PBATS Website and EMR Committees. Tremble resides in Lakeland, FL with his wife, Joanna.



MANNY PEÑA

International Coordinator, Medical

Peña enters his seventh season with the Detroit Tigers organization, and his sixth year as international coordinator, medical.

He served as a Minor League athletic trainer with the GCL West Tigers team and Single A Connecticut during the 2017 season, prior to being named to his current position.

Peña was a graduate assistant athletic trainer at East Central University in 2015 and 2016 for the football, baseball, volleyball and cross country teams. He also interned with the Tigers during the summer of 2016.

He received his bachelor's degree from East Central University in athletic training in 2015, while he earned a master's degree in human resources from East Central University in 2016.

Peña is a certified athletic trainer and a licensed athletic trainer in the state of Florida.



SUSANA MELÉNDEZ

Dietitian Coordinator

Meléndez joins the Tigers organization in 2023 as the dietitian coordinator for Detroit's player development system.

Prior to joining the Tigers organization, Meléndez worked at the University of Arizona as the head of football nutrition. Before her time with the Wildcats, Meléndez was the director of sports nutrition at Sam Houston State University from 2019-22.

Meléndez served as a sports nutrition consultant for the New York Mets organization and Mercy Elite Sports Performance in 2019. She also worked at Liberty University from 2017-18 and Women, Infants & Children Nutrition Education from 2015-16.

Meléndez earned a pair of degrees from the University of Arizona, graduating in 2012 with a bachelor of arts in Spanish: translation & interpretation and in 2015 with a bachelor of science in nutrition: dietetics. She was a member of the UA women's soccer team and the Mexican National Soccer Team.





TOLEDO MUD HENS (AAA)

ANTHONY IAPOCE

Toledo Manager

Iapoce joins the Tigers organization, serving as the manager for Triple A Toledo. He has been in a coaching/player development capacity since 2006, including six seasons as a Major League hitting coach.

Iapoce most recently worked in the Boston Red Sox organization as the Senior Hitting Coordinator in 2022. Prior to his time with the Red Sox, he spent six seasons as a Major League hitting coach, three each with the Chicago Cubs (2019-21) and Texas Rangers (2016-18). During his three seasons with Texas, the Rangers ranked fifth in the American League in runs and fourth in home runs. The 2017 Rangers became the first team in big league history to have nine players reach 17 homers in the same season.

Prior to joining Texas' Major League staff, Iapoce spent three seasons in the Cubs organization as a Special Assistant to the GM while overseeing the club's Minor League hitting program from 2013-15. He was a roving hitting coordinator with Toronto from 2010-12. Iapoce was a hitting coach in the Marlins system with Single A Jamestown (2006), Single A Greensboro (2007) and Single A Jupiter (2008-09).

A former outfielder, Iapoce played 11 seasons in the Minor League in the Brewers and Marlins organization, as well as independent ball, after being selected by Milwaukee in the 33rd round of the 1994 MLB Draft. He reached the Triple A level four different times and was a career .272 hitter in 714 Minor League games.

A native of Queens, NY, Iapoce played college baseball at Lamar University in Beaumont, TX.



TONY CAPPUCCELLI

Toledo Bench Coach

Cappuccilli joins the Tigers for his second season, serving as the bench coach for Triple A Toledo.

He managed in the Arizona Complex League in 2021, and before that he spent three years in other coaching positions with the Los Angeles Dodgers organization. Prior to his time with the Dodgers, he spent three years at the University of New Mexico, one year at UNLV, four years at Irvine Valley College. He also coached collegiate summer ball in the Cape Cod League with the Brewster Whitecaps and managed four summers with the Anchorage Bucs in the Alaska baseball league.

Cappuccilli played college ball at the University of Nevada, got his master's degree at Concordia University, began coaching at the high school level in 2004 and has held coaching jobs every year since. Currently, Cappuccilli resides in the Phoenix area with his wife, Katie, and their French bulldogs, Sophie and Simon.



DOUG BOCHTLER

Toledo Pitching Coach


Entering his fourth season with the Tigers, Bochtler returns as the pitching coach at Triple A Toledo.

Before joining Detroit's player development staff, he worked in the San Diego Padres organization for five seasons. Bochtler was scheduled to serve as the pitching coach for Single A Lake Elsinore in 2020 before the Minor League season was canceled due to COVID-19.

Prior to 2020, Bochtler was the Major League bullpen coach for the Padres from 2016-19. In 2018, the Padres bullpen had the most innings pitched (635.0), strikeouts (720), highest SO/9 IP (10.20) and highest SO/BB ratio (3.48) of any relief group in club history. Their 2.93 BB/9 IP and 1.19 WHIP both led the National League and ranked third in the Majors, while their 3.54 ERA was third in the NL and sixth in the Majors.

Prior to joining the Padres, Bochtler spent five seasons with the Arizona Diamondbacks organization, serving as pitching coach for Single A Yakima in 2011-12, Single A Missoula in 2013, Single A South Bend in 2014 and Single A Kane County in 2015.

Originally selected by Montreal in the ninth round of the 1989 MLB Draft, Bochtler played six seasons in the Majors, including the 1998 season with Detroit, when he pitched in 51 games.




OLLIE KADEY

Toledo Pitching Strategist

Returning to the Tigers for his third season coaching in affiliated baseball, Kadey will serve as the pitching strategist with Triple A Toledo after spending the previous two seasons as the developmental coach at Double A Erie (2022) and Single A Lakeland (2021).

Prior to joining the Tigers, he worked as the analytics manager at Texas Baseball Ranch (2015-19). In that role he worked with numerous current Major League players and prospects to aid their arm strength development, command and secondary pitches.

Kadey played collegiately at Missouri Western State University from 2010-13 and studied finance. Over the course of his career with the Griffons he established a school record for complete game shutouts.



MIKE HESSMAN

Toledo Hitting Coach

Hessman returns as the hitting coach at Triple A Toledo after spending the 2022 season as the assistant hitting coach on the Tigers Major League staff. Hessman was the hitting coach for the Mud Hens from 2019-21 before joining the big league staff.

Prior to his first stint with Toledo, Hessman was the hitting coach at Double A Erie in 2018 and Single A Connecticut in 2017, the latter marking his first stint in a coaching capacity at any level.

Before transitioning to coaching, he set the Minor League career home run record at 433 with Toledo in 2015, the final season of his long playing career. He played parts of five seasons in the Major Leagues with three organizations, including the Atlanta Braves (2003-04), Tigers (2007-08) and New York Mets (2010)...hit 14 total home runs over 109 games in his big league career.

Originally selected by Atlanta in the 15th round of the 1996 MLB Draft, Hessman spent a total of 19 seasons in the Minor Leagues at various level. Prior to being drafted, he attended Mater Dei High School in California.





GABE ALVAREZ

Erie Manager

Alvarez begins his second season in the Tigers organization, serving as the manager at Double A Erie. The position marks his first managerial post and first time on a coaching staff in affiliated baseball.

In his first season with the SeaWolves, Alvarez led the team to an 80-58 record and an appearance in the Eastern League Championship Series for the first time in franchise history.

Prior to joining the Tigers, Alvarez spent 11 seasons on the coaching staff at the University of Southern California in a variety of roles, including assistant coach, hitting coach and recruiting coordinator. Some accolades during his time recruiting with the Trojans includes compiling the No. 14 recruiting class in the country in 2018 (per *Baseball America*) and being named one of the nation's top 30 recruiters in 2016.

Under his guidance, Alvarez helped led USC to have at least a .973 fielding percentage in eight of his last 10 seasons. During the pandemic-shortened 2020 campaign, and his first season as hitting coach, the Trojans batted .281 as a team, 63 points higher than any of their opponents.

After competing as a student athlete at USC from 1993-95, Alvarez was selected by San Diego in the second round of the 1995 MLB Draft. Three years later, he made his big league debut with Detroit before being traded back to the Padres in 2000. He played a total of 92 Major League games in his career, slashing .222/.289/.357.

RECORD AS MANAGER

Year	Club	League	W	L	Pct.	Position
2022	Erie	Eastern	80	58	.580	First



MATT MALOTT

Erie Bench Coach

Malott begins his second year in the organization and his first as the bench coach for Double A Erie. Malott's spent the 2022 season at the developmental coach at Single A Lakeland. Prior to joining the Tigers, Malott spent a year and a half as the player development coach and owner of Objective Baseball, LLC.

Prior to that position, he was a player development coach with the Kansas City Royals, which was then interrupted by the COVID-19 pandemic. Before and during his time in professional baseball, he worked as the varsity pitching coach at Canyon Crest Academy in San Diego since August, 2015.

He played collegiately at Occidental College, where he was a starting pitcher.



JUAN PIMENTAL

Erie Pitching Coach

Pimental enters his second season in the Tigers organization after spending 2022 as the pitching coach for Single A Lakeland. Before joining the Flying Tigers, he undertook his first coaching position in professional baseball as a co-pitching coach with the Dominican Summer League affiliate of the Seattle Mariners.

A native of the Dominican Republic, Pimental played collegiately at Indian River State College and the University of Central Florida, graduating in the spring of 2017. He then returned to Indian River State as a pitching coach before taking on the same role at the University of Delaware for two years before his role with the Mariners.



FRANCISCO CONTRERAS

Erie Hitting Coach

Contreras begins his seventh season in the organization as a coach, and his first as the hitting coach with Double A Erie. Prior to this position he served two seasons as the Latin American Hitting Coordinator, three seasons as a coach with Single A Lakeland, and one season as the hitting coach with GCL Tigers West - the latter of which was his first full-time coaching role since finishing his playing career.

He spent the 2016 season as a player-coach for Single A Connecticut, and played six seasons in the Tigers Minor League system, spending four years with the Dominican Summer League Tigers (2010-14) and two years with West Michigan (2014-15). He batted .231/.300/.318 over 377 career games in the Tigers system.

The Santo Domingo, DR native was originally signed by the Tigers as a non-drafted free agent on October 22, 2009.





WEST MICHIGAN WHITECAPS (A)


BRAYAN PEÑA

West Michigan Manager

Peña returns to lead the staff at Single A West Michigan in 2023, his third year as the manager for the club. Prior to his start in West Michigan last season, Peña managed Single A Connecticut to a 34-42 record in 2019.

He began his coaching career in 2018, leading the Gulf Coast League Tigers West to a league championship and a 37-16 record. Under his tutelage, the Tigers West squad batted at a .277 (292x1670) clip, belting 40 home runs and 257 RBI, and posted a 3.06 ERA (435.0IP/148ER) with 502 strikeouts.

His transition to coaching came after Spring Training of 2018, closing the door on an impressive 12-year Major League career as a catcher, playing for five big league teams, including Atlanta (2005-08), Kansas City (2009-12), Detroit (2013), Cincinnati (2014-15) and St. Louis (2016). He hit .259/.299/.351 in his career, knocking 23 home runs and driving in 164 runs.



RECORD AS A MANAGER

Year	Club	League	W	L	Pct.	Position
2018	GCL Tigers West	Gulf Coast	37	16	.698	First
2019	Connecticut	New York-Penn	34	42	.447	Second
2021	West Michigan	Midwest	58	62	.483	t-Fourth
2022	West Michigan	Midwest	72	59	.550	Third
MINOR LEAGUE TOTALS			201	179	.529	(Four Seasons)

TIM GARLAND

West Michigan Bench Coach

Garland returns for his seventh season in the Tigers organization, and his first as the bench coach for Single A West Michigan. Prior to this post, he served two seasons on the staff for the Florida Complex League Tigers and three seasons as the hitting coach at Single A Lakeland. Following the 2018 season, Garland was named the Dwight Lowry Player Development Person of the Year.

Before joining the Tigers, Garland was a developmental specialist for one season with Single A Quad Cities in the Houston Astros organization in 2015. In his position as developmental specialist, he focused on the development of the River Bandits outfielders, as well as baserunning for all the players on the club.

Prior to his position as the developmental specialist, he spent two seasons as the hitting coach at Double A Corpus Christi, also in the Astros organization.

Before joining the Astros, Garland served as hitting coach for Double A Midland of the Oakland Athletics organization for two seasons (2011-12). He made his coaching debut in 2006 with Class A Kane County, later serving as hitting coach at Single A Stockton from 2007-10.

He was originally drafted by the New York Yankees in the 1989 MLB Draft out of Pensacola Junior College, owning a career .277 batting average in 734 career Minor League games, over which he also stole 213 bases. In addition to the Yankees system, he spent time in the Giants, Orioles and Athletics organizations.



DAN RICABAL

West Michigan Pitching Coach

In his second season with the Tigers organization, Ricabal will serve as the pitching coach with Single A Lakeland in 2023 after serving in the same role with Double A Erie last season.

Prior to signing on with Detroit, Ricabal worked in the collegiate ranks for 10 seasons (2012-21), including roles with California State University - Fullerton (pitching coach), California State University - Long Beach (pitching coach) and Loyola Marymount University (pitching coach/recruiting coordinator).

He also has prior experience coaching at the professional level, serving as a Minor League pitching coach with the Anaheim Angels for six years (2006-11), where he led pitching staffs to six straight postseason appearances, including the Midwest League record for the least walks in a season by a pitching staff with Single A Cedar Rapids in 2007.



CJ WAMSLEY

West Michigan Hitting Coach

Entering his fourth season with the Tigers and second with Single A West Michigan, Wamsley will serve as the hitting coach with the Whitecaps. In 2021, he served as the developmental coach in Triple A Toledo.

Prior to joining the Tigers he was an assistant coach on the staff at Ohio University for five seasons (2015-19), following a three-year stint with Troy University where he worked with the club's catchers, outfielders and hitters. His division one coaching career began at Morehead State University, where he was an assistant coach.

Wamsley was a four-year letterwinner at Western Kentucky University, where he played on the baseball team. Over his 68-game college career he batted .299/.379/.421.





ANDREW GRAHAM

Lakeland Manager

Graham returns as the manager in Single A Lakeland in 2023, his fourth year leading the Flying Tigers. Additional posts with the Tigers include manager at Double A Erie in 2018 and three seasons as manager at Single A West Michigan (2014-16). This campaign marks his 13th with the Tigers organization.

In 2016, the Whitecaps advanced to the Midwest League Eastern Division Championship Series after posting a 71-65 record, finishing third in the Eastern Division. Prior to that he guided the Whitecaps to a Midwest League championship in 2015. In his first season as manager at West Michigan, he led the Whitecaps to their first playoff berth since 2010. He previously served three seasons as manager at Single A Connecticut (2011-13).

He served as a coach with the Gulf Coast League Tigers in both 2009 and 2010, in addition to serving as the organization's Minor League catching coordinator in 2010.

Selected by the Tigers in the 19th round of the 2003 MLB First-Year Player Draft, he spent six seasons (2003-08) in the club's Minor League system as a catcher. Graham saw action with Australia during the World Baseball Classic in both 2006 and 2009. He batted .364 (4x11) with three RBI in three games for Australia in 2009. He served as a coach for Australia in the 2017 World Baseball Classic, and is currently the team's third base/bench coach.

RECORD AS MANAGER

Year	Club	League	W	L	Pct.	Position
2011	Connecticut	New York-Penn	39	35	.527	t-First
2012	Connecticut	New York-Penn	35	40	.467	Third
2013	Connecticut	New York-Penn	33	42	.440	Third
2014	West Michigan	Midwest	82	58	.586	First/Second
2015	West Michigan	Midwest	75	64	.540	Sixth/Second
2016	West Michigan	Midwest	71	65	.522	Third
2017	Lakeland	Florida State	62	66	.484	Fifth/Third
2018	Erie	Eastern	63	77	.450	t-Fifth
2019	Lakeland	Florida State	65	70	.481	Fourth/Third
2021	Lakeland	Florida State	55	63	.466	Fifth
2022	Lakeland	Florida State	66	64	.508	Fourth
MINOR LEAGUE TOTALS			646	644	.501	(11 Seasons)

RAFAEL GIL

Lakeland Bench Coach

Gil begins his first season as the bench coach for Single A Lakeland after spending the previous five seasons as the hitting coach with the Florida Complex League Tigers. This season will mark his 13th with the Tigers organization.

He was the manager of the Gulf Coast League Tigers East and West in 2016 and 2017, respectively, and previously served as manager of the Venezuelan Summer League Tigers for five seasons (2011-15).

Gil guided the VSL Tigers to a Venezuelan Summer League Championship in both 2014 and 2015. His stint as the manager of the VSL Tigers marked his first professional managing or coaching assignment.

Originally signed by the Boston Red Sox as a non-drafted free agent on July 22, 2003, he spent five seasons with the organization as a catcher. He saw action with Single A Lowell in the New York-Penn League during his final season in 2008.

NICK GREEN

Lakeland Pitching Coach

Green joins the organization for his first season, taking over as the pitching coach with Single A Lakeland. Before joining the Flying Tigers, he spent eight seasons in the Red Sox organization, most recently as the pitching coach for Single A Salem for two years. He previously spent three seasons as the pitching coach for Single A Lowell.

Green played 11 professional seasons with the Angels (2004-08) and Brewers (2009-10) affiliates, as well as stints in the Venezuelan Winter League, independent leagues, and a season playing for the EDA Rhinos in Taiwan. A 35th round draft pick in 2004, he advanced as high as Triple A, including spending two seasons on the 40-man roster.

NICK BREDESON

Lakeland Hitting Coach

Bredeson begins his second season in the Tigers organization and his first as the hitting coach for Single A Lakeland. In his first season with the organization, he served as the developmental coach for Single A West Michigan.

Prior to joining the Tigers, Bredeson spent one season at Belmont University as a volunteer assistant coach. Before Belmont, he spent eight years at Ohio University as both an assistant coach and student-athlete. From 2013-17, he was the starting catcher for the Bobcats. His time on the team includes the 2015 season, in which his team won the Mid-American Conference Tournament championship and earned an appearance in the NCAA Tournament.

Following his playing career, the Bloomfield Hills, MI native continued at his alma mater as an assistant coach for four years after graduating in 2017 with a bachelor's degree in sport management and a graduate degree in coaching education.



**MIKE ALVAREZ****Florida Complex League Tigers Manager**

Alvarez returns for his seventh season with the Tigers and second as the manager of the Florida Complex League Tigers. This season will mark his second as a manager during his time in affiliated baseball. Prior to this post, he served as the pitching coach for FCL Tigers West.

He previously spent 19 seasons in the Atlanta Braves organization, most recently as the pitching coach of Triple A Gwinnett after being named to the position in May of 2016.

Alvarez spent time as a pitching coach, roving pitching instructor and pitching supervisor in the Braves organization from 1998-2016. Additionally, he spent three seasons (2012-15) as the pitching supervisor for the Dominican Summer League Braves. Alvarez also held the pitching coach post with Double A Mississippi from 2011-12 and Triple A Richmond in 2005.

Following his playing career as a Minor League pitcher with the Baltimore Orioles (1980-81) and Kansas City Royals (1981-84), Alvarez spent 13 years as a Minor League pitching coach with the Royals from (1985-97), including five years with the club's Triple A team, the Omaha Royals.

**RECORD AS A MANAGER**

Year	Club	League	W	L	Pct.	Position
2022	FCL Tigers	Florida Complex	18	37	.327	Fourth

SALVADOR PANIAGUA**Florida Complex League Tigers Bench Coach**

Paniagua begins his second season with the organization and his first as the bench coach for the FCL Tigers after spending the 2022 season as the manager for the DSL Tigers2.

Before joining the Tigers, he worked with the Pittsburgh Pirates from 2017-20, including as assistant hitting and catching coach in Double A (2019-20), DSL hitting coach (2018) and the assistant hitting and catching coach for Single A (2017).

Additionally, he was the third base coach for Acereros de Monclova in the Mexico Winter League (2021). Paniagua played in the Boston Red Sox and New York Mets organizations from 2001-09, reaching the Double A level. He also played in the independent Atlantic League from 2010-16, before transitioning to coaching.

**GABE LUCKERT****Gulf Coast League Tigers Pitching Coach**

Luckert enters his second season with the Tigers organization, serving as the Florida Complex League pitching coach in 2022.

His coaching experience dates back to 1998, when he first transitioned into being an instructor. That journey includes significant time as a Minor League pitching coach with San Francisco (1998-2000), Atlanta (2001-2016), New York (AL) (2017-20) and Milwaukee (2021). Luckert's experience ranges from coaching in the Dominican Academies through stints at the Double A level. He also coached in winter leagues, including most recently with the Chiriqui Federals during the 2021-22 Panama Winter League season.





MARCOS YEPEZ

DSL Tigers1 Manager

Yepez returns as the manager of the DSL Tigers1 for his fifth season leading one of the DSL Tigers teams, after working as a hitting coach in 2018. He previously was manager of DSL Tigers in 2017 as well.

Prior to joining the organization he was the third base coach on the Leones del Caracas coaching staff of the Venezuelan Winter League in 2016.

Yepez spent eight total seasons in the Minor Leagues in the Florida Marlins (2002), Montreal Expos (2003-04) and Washington Nationals (2005-09) organizations. He batted .268/.347/.356 over 649 games during his Minor League career.

In addition to playing abroad in Venezuela, the former infielder also played in the professional baseball leagues in Colombia, Nicaragua and Italy, where he concluded his playing career in 2012 after three seasons.

The Caracas, VZ native was originally signed by Florida as a non-drafted free agent in 2009.

RECORD AS A MANAGER

Year	Club	League	W	L	Pct.	Position
2017	DSL Tigers	Dominican Summer	26	44	.371	Seventh
2019	DSL Tigers2	Dominican Summer	34	38	.472	Third
2021	DSL Tigers	Dominican Summer	23	36	.390	Eighth
2022	DSL Tigers1	Dominican Summer	22	38	.367	Eighth
MINOR LEAGUE TOTALS			105	156	.402	(Four Seasons)

ROBERTO YIL

DSL Tigers1 Pitching Coach

Yil begins his second season with the Tigers organization and his first as the DSL Tigers1 pitching coach after serving as the assistant pitching coach for the team in 2022.

Prior to joining the Tigers, he was with the Tampa Bay Rays at their Dominican Academy from 2008-18 as an assistant pitching coach (2008-12) and pitching coach (2013-18). Before starting his coaching career, Yil was a player in the Rays system from 2004-08.

FRANCISCO MARTINEZ

DSL Tigers1 Hitting Coach

Martinez will serve as hitting coach with DSL Tigers2, returning for his second stint with the organization after spending two seasons (2018-19) as a coach in the club's Dominican Academy.

He transitioned to coaching following a career playing for Detroit in the Minor Leagues for nine seasons. Six of those campaigns occurred in the Tigers farm system, including being selected as a mid-season All-Star with Double A Erie in 2011, earning him an invite to the MLB All-Star Futures Game.

SOILO PERDOMO

DSL Tigers1 Infield Coach

Perdomo will serve as a coach with the DSL Tigers1 in 2023, his 11th season in a full-time capacity with the organization. He began working with the Tigers during instructional league in the Dominican Republic in October, 2009.

Prior to joining the Tigers organization, Perdomo spent two seasons as a coach with the DSL Nationals (2007-08).

FRANCISCO SANTANA

DSL Tigers1 Outfield/Baserunning Instructor/Third Base Coach

Santana joins the Tigers organization, serving as the outfield and baserunning instructor and third base coach for DSL Tigers1. He joins the Tigers after spending the last six seasons in the Oakland Athletics organization, including 2022 as the hitting coach for the AZL A's.

Santana also spent time with Vermont, Stockton and at the Dominican Republic complex for the Athletics. Prior to joining the A's, he worked with the New York Yankees Dominican Complex from 2014-16.

Santana began his professional career on June 15, 2006, when he signed with the New York Yankees as an international free agent. He played five years of affiliated baseball in the Yankees organization.

DARWYN ZAMBRANO

DSL Tigers1 Assistant Pitching Coach

Zambrano begins his first season as a coach in the Tigers organization, serving as the assistant pitching coach for DSL Tigers1. The position marks his first coaching assignment in professional baseball.

A native of Coro, VZ, Zambrano pitched for the DSL Tigers for three seasons (2019; 2021-22), making 36 appearances, including eight starts.




**SANDY ACEVEDO****DSL Tigers2 Manager**

Acevedo returns for his seventh season working with the Tigers DSL affiliates, serving as the manager for DSL Tigers2 in 2023, his first managerial post.

He previously served as a coach with the DSL Tigers2 in 2018 and was the outfield coach with the DSL Tigers in 2017. The 2023 season will mark his ninth season in a full-time capacity with the organization.

Originally signed by the Tigers as a non-drafted free agent in 2010, Acevedo spent four seasons in the Tigers Minor League system (2010-13).

**RECORD AS A MANAGER**

Year	Club	League	W	L	Pct.	Position
NO MANAGERIAL RECORD						

WILLIAMS MORENO**DSL Tigers2 Pitching Coach**

Moreno returns for his sixth year as a coach with the Tigers, and fourth as the pitching coach with the DSL Tigers after working as the assistant pitching coach for the DSL Tigers2 in 2018.

Prior to becoming a coach, Moreno pitched four seasons in the Tigers organization, posting a 5-5 record and 6.59 ERA over 86.0 IP with a total of 67 strikeouts. He was a member of the Tigers 2014 and 2015 Venezuelan Summer League teams that both went on to win the Venezuelan Summer League Championship.

The Maracay, VZ native originally signed with the Tigers as a non-drafted free agent in 2012.

**OMAR ROSARIO****DSL Tigers2 Hitting Coach**

Rosario joins the Tigers organization in 2023 and will serve as the hitting coach for DSL Tigers2. He most recently coached in the Atlanta Braves player development system from 2019-22, most recently as the hitting coach for the DSL Braves last season.

Prior to joining the Braves, Rosario coached for four seasons (2015-18) in the Houston Astros organization.

A native of Santo Domingo, DR, Rosario played in the Oakland Athletics organization for five seasons, appearing in 504 games between 1997-2001. He also played for the Pennsylvania Road Warriors in the Atlantic League in 2003.

**IVAN CONTRERAS****DSL Tigers2 Infield/Third Base Coach**

Entering his fourth season with the Tigers, Contreras will serve as the infield and third base coach with the DSL Tigers2 in 2023.

His transition to coaching follows a seven-year playing career in the Los Angeles Angels and Toronto Blue Jays systems, rising as high as Double A. Over those seven seasons, he hit .258/.318/.365 in 396 games, with 59 doubles 34 triples, six home runs and 124 RBI.

Additionally, he played four seasons for Gigantes del Cibao in the Dominican Winter League from 2009-12.

**KELY RAMOS****DSL Tigers2 Catching Instructor/First Base Coach**

Ramos enters the 2023 season as the catching instructor for the organization's two DSL teams, his fifth season since beginning his coaching career.

His transition to coaching comes after playing eight seasons in the Minor Leagues between stints in the New York (NL), Boston and Baltimore player development systems. Over that span, he batted .234/.287/.375 with 46 home runs and 221 RBI in 478 games. Ramos last played in 2003 with Single A Aberdeen.



TIGERS MINOR LEAGUE TRAINING STAFF



Corey Tremble
Minor League
Medical and Rehab
Coordinator



Manny Peña
International
Coordinator, Medical



Francisco Rivas
Minor League Strength
and Conditioning
Coordinator



Ryan Maedel
Minor League Strength
and Conditioning
Coordinator



Ryoki Aoki
Minor League
Physical Therapist

MINOR LEAGUE ATHLETIC TRAINERS



Jason Schwartzman
Triple A Toledo



Chris Vick
Double A Erie



Sean McFarland
Single A West Michigan



Erick Flores
Single A Lakeland



Juan Peña
Florida Complex League



Bryce Hietpas
DSL Tigers



Nestor Blanco
DSL Tigers

MINOR LEAGUE STRENGTH AND CONDITIONING COACHES



Phil Hartt
Triple A Toledo



Donny Trapp
Double A Erie



Paul Synenkyj
Single A West Michigan



Dax Fiore
Single A Lakeland



Tyler Gniadek
Florida Complex League



Felix Ojeda
DSL Tigers



Franklin Galvez
DSL Tigers



Miguel Martinez
DSL Tigers



TIGERS SCOUTING DIRECTORY

MAJOR LEAGUE SCOUTING



Scott Bream
Vice President,
Player Personnel



Sam Menzin
Vice President,
Assistant General
Manager



Mike Russell
Senior Advisor



P.J. Jones
Coordinator,
Pro Scouting



Ray Crone
Major League
Scout



Jim Elliott
Major League
Scout



Kevin Ellis
Major League
Scout



Joe Ferrone
Major League
Scout



Dave Littlefield
Major League
Scout



Paul Mirocke
Major League
Scout



Jim Olander
Major League
Scout



Jim Rough
Major League
Scout



John Stockstill
Major League
Scout



Bruce Tanner
Major League
Scout



Josh Wilson
Major League
Scout

AMATEUR SCOUTING - ADMINISTRATION



Rob Metzler
Vice President,
Assistant General
Manager



Mark Conner
Director,
Amateur Scouting



Cheryl Evans
Director, Minor
League & Scouting
Administration



Eric Nieto
Assistant Director,
Amateur Scouting



Greg Bundrage
Coordinator,
Amateur Scouting
Video

NATIONAL CROSSCHECKERS



Justin Henry
National
Crosschecker



Steve Hinton
National
Crosschecker



James Orr
National
Crosschecker



Matt Haas
Crosschecker



REGIONAL CROSSCHECKERS



Bryson Barber
Central Regional
Crosschecker



Tim Grieve
Midwest Regional
Crosschecker




Dave Lottsfeldt
West Regional
Crosschecker



Mike Metcalf
East Regional
Crosschecker

AREA SCOUTS



Nick Avila
S. FL,
PR, Virgin Islands



Jim Bretz
New England, NJ,
NY, E. PA, E. Can.




Darold Brown
N. CA, N. NV



RJ Burgess
North/Central
Florida



Ryan Johnson
KS, NE, ND, SD,
IA, MN, MO




Joey Lothorp
AZ, UT, NM, CO,
El Paso - TX



Tim McWilliam
S. CA, HI



Steve Pack
S. CA, S. NV



Daniel Sabatino
S. TX



George Schaefer
FL Panhandle,
GA, SC



Mike Smith
AL, MS, LA



Steve Taylor
N. TX, OK, AR



Cal Towey
AK, ID, MT, OR,
WA, WY, W. Can.



Matt Zmuda
VA, MD, WV, D.C.,
DE, NC, W. PA



Harold Zonder
KY, TN, S. IL, IN

PART-TIME SCOUTS



German Geigel
PR



Mark Monahan
MI



Clyde Weir
MI



TIGERS SCOUTING DIRECTORY

INTERNATIONAL SCOUTING



Tom Moore
Director,
International
Operations



Miguel Garcia
Director,
Latin American
Scouting



Rafael Gonzalez
Assistant Director,
International
Operations



Kevin Hooker
Coordinator,
Pacific Rim
Scouting



Alejandro Rodriguez
International
Crosschecker



Jeff Wetherby
International
Crosschecker



Walker Reinfeld
Analyst,
International
Scouting

LATIN AMERICAN SCOUTING



Oliver Arias
Scouting Supervisor,
Dominican Republic



Rudy Garcia
Dominican
Republic



Rodolfo Penalo
Dominican
Republic



Aldo Perez
Dominican
Republic




Miguel Rodriguez
Dominican
Republic




Carlos Santana
Dominican
Republic



Felix Cerda
Video Assistant,
Dominican
Republic



Daniel Sosa
Video Assistant,
Dominican
Republic



Wilfredo Crespo
Manager & Quality
Control, Latin American
Player Development



Jimmy Ortiz
Assistant Director,
Latin American Player
Development



Reinaldo Vega
Coordinator,
DR Academy
Operations



Jesus Mendoza
Scouting Supervisor,
Venezuela



Oscar Garcia
Operations
Administrator/Scout
Venezuela



Jhohan Acevedo
Venezuela




Raul Leiva
Venezuela



Jose Zambrano
Venezuela



Pedro Vivas
Video Assistant,
Venezuela



Pedro Castellano
Mexico




Luis Molina
Panama

PACIFIC RIM SCOUTING



Michael Hsieh
Taiwan



Kan Ikeda
Japan



Ho-Kyun Im
Korea



Tetsu Yofu
Japan

TIGERS 2022 MLB FIRST-YEAR PLAYER DRAFT



R#	Name	Pos.	Ht.	Wt.	B/T	School
1	Jace Jung	INF	6-0	205	L/R	Texas Tech University
2	Peyton Graham	INF	6-3	185	R/R	University of Oklahoma
4	Troy Melton	RHP	6-4	210	R/R	San Diego State University
5	Luke Gold	INF	6-0	220	R/R	Boston College
6	Danny Serretti	INF	6-1	195	S/R	University of North Carolina
7	Seth Stephenson	OF	5-9	165	R/R	University of Tennessee
8	Jake Miller	LHP	6-2	185	L/L	Valparaiso University
9	Andrew Jenkins	INF	6-0	217	R/R	Georgia Tech
10	Trevin Michael	RHP	6-2	200	R/R	University of Oklahoma
11	Joe Miller	LHP	5-10	195	L/L	University of Pennsylvania
12	Cole Stupp	RHP	6-4	205	R/R	University of Kentucky
13	Dom Johnson	OF	5-9	185	R/R	Kansas State University
14	Joe Adametz	LHP	6-5	190	L/L	Liberty University
15	Patrick Pridgen	RHP	6-4	220	R/R	Florida International University
16	Quinn Gudaitis	RHP	6-7	225	R/R	University of Illinois-Springfield
17	Cole Patten	RHP	6-4	194	R/R	Villanova University
18	Chris Williams Jr.	LHP	6-2	205	L/L	William Carey University
19	Albert Oliva	RHP	6-2	194	R/R	New Mexico Military Institute
20	Drew Conover	RHP	6-5	190	R/R	Seton Hall University



TIGERS MINOR LEAGUE PLAYERS

ADAMETZ, JOSEPH (JOE) MICHAEL

HEIGHT: 6-5
 WEIGHT: 190
 RECOMMENDED/SIGNED BY: Matt Zmuda (Tigers)
 SCHOOL: Liberty University
 HOW OBTAINED: Selected by the Tigers in the 14th round of the 2022 MLB Draft

BATS: L
 THROWS: L

LEFTHANDED PITCHER

BORN: December 23, 1999 - Reading, PA
 RESIDENCE: Mohnton, PA

ALBA, MAXIMILLIAN (MAX) ANTONIO

HEIGHT: 6-6
 WEIGHT: 215
 RECOMMENDED/SIGNED BY: Matt Zmuda (Tigers)
 SCHOOL: Liberty University
 HOW OBTAINED: Signed by the Tigers as a non-drafted free agent on July 26, 2022

BATS: L
 THROWS: R

RIGHANDED PITCHER

BORN: July 15, 1999 - Franklin, WI
 RESIDENCE: Franklin, WI

ALFONZO, ELIJÉZER VICENTE

HEIGHT: 5-8
 WEIGHT: 205
 RECOMMENDED/SIGNED BY: Alejandro Rodriguez/Raul Leiva (Tigers)
 HOW OBTAINED: Signed by the Tigers as a non-drafted free agent on July 4, 2016

BATS: S
 THROWS: R

CATCHER

BORN: September 23, 1999 - Barcelona - VZ
 RESIDENCE: Barcelona - VZ

ANDERSON, JACK THOMAS

HEIGHT: 6-3
 WEIGHT: 205
 RECOMMENDED/SIGNED BY: Rj Burgess (Tigers)
 SCHOOL: Florida State University
 HOW OBTAINED: Selected by the Tigers in the 16th round of the 2021 MLB Draft

BATS: R
 THROWS: R

RIGHANDED PITCHER

BORN: November 23, 1999 - Tampa, FL
 RESIDENCE: Tampa, FL

ANGLIN, KRISTOPHER (KRIS) ROBERT LUTHER

HEIGHT: 5-11
 WEIGHT: 175
 SCHOOL: Howard College
 HOW OBTAINED: Acquired by the Tigers from Atlanta in exchange for Robbie Grossman on August 1, 2022

BATS: L
 THROWS: L

RIGHANDED PITCHER

BORN: August 9, 2001 - Bakersfield, CA
 RESIDENCE: Bakersfield, CA

APKER, GARRETT

HEIGHT: 6-5
 WEIGHT: 195
 RECOMMENDED/SIGNED BY: Steve Pack (Tigers)
 SCHOOL: Cal State San Marcos
 HOW OBTAINED: Signed by the Tigers as a non-drafted free agent on July 27, 2022

BATS: R
 THROWS: R

RIGHANDED PITCHER

BORN: September 18, 1999 - Woodland Hills, CA
 RESIDENCE: Simi Valley, CA

BAEZ, JOEL MANUEL

HEIGHT: 6-4
 WEIGHT: 185
 RECOMMENDED/SIGNED BY: Aldo Perez/Rodolfo Perez (Tigers)
 HOW OBTAINED: Signed by the Tigers as a non-drafted free agent on January 15, 2021

BATS: R
 THROWS: R

RIGHANDED PITCHER

BORN: August 19, 2002 - San Cristóbal, DR
 RESIDENCE: San Cristóbal, DR

BARBARY, CHASE REDMON

HEIGHT: 6-0
 WEIGHT: 200
 SCHOOL: Newberry College (SC)
 HOW OBTAINED: Signed by the Tigers as a Minor League free agent on April 1, 2022

BATS: R
 THROWS: R

CATCHER

BORN: April 7, 1997 - Greenville, SC
 RESIDENCE: Piedmont, SC

BASTARDO, YEREMI ENRIQUE

HEIGHT: 5-9
 WEIGHT: 169
 RECOMMENDED/SIGNED BY: Jesus Mendoza (Tigers)
 HOW OBTAINED: Signed by the Tigers as a non-drafted free agent on March 14, 2019

BATS: L
 THROWS: L

LEFTHANDED PITCHER

BORN: January 13, 2002 - Maturín, VZ
 RESIDENCE: Maturín, VZ

BASTIDAS, ABEL JESUS

HEIGHT: 6-2
 WEIGHT: 165
 RECOMMENDED/SIGNED BY: Jesus Mendoza (Tigers)
 HOW OBTAINED: Signed by the Tigers as a non-drafted free agent on January 15, 2021

BATS: S
 THROWS: R

SHORTSTOP

BORN: November 24, 2003 - Carora, VZ
 RESIDENCE: Carora, VZ

BENÍTEZ, LÁZARO LESTER

HEIGHT: 6-0
 WEIGHT: 190
 RECOMMENDED/SIGNED BY: Oliver Arias (Tigers)
 HOW OBTAINED: Signed by the Tigers as a non-drafted free agent on July 4, 2018

BATS: R
 THROWS: R

OUTFIELDER

BORN: October 15, 1999 - Pinar del Rio, CU
 RESIDENCE: Miami, FL

BERGNER, AUSTIN STONE

HEIGHT: 6-5
 WEIGHT: 205
 RECOMMENDED/SIGNED BY: Taylor Black (Tigers)
 SCHOOL: University of North Carolina
 HOW OBTAINED: Selected by the Tigers in the ninth round of the 2019 MLB Draft

BATS: R
 THROWS: R

RIGHANDED PITCHER

BORN: May 1, 1997 - Boca Raton, FL
 RESIDENCE: Windermere, FL

TIGERS MINOR LEAGUE PLAYERS



BERTI, WILLIAN ANTONIO

HEIGHT: 6-0
WEIGHT: 160
RECOMMENDED/SIGNED BY: Jesus Mendoza/Oscar Garcia (Tigers)
HOW OBTAINED: Signed by the Tigers as a non-drafted free agent on January 16, 2023

BATS: L
THROWS: L

OUTFIELDER

BORN: November 5, 2005 - Carora, VZ
RESIDENCE: Carora, VZ

BIENLIEN, MICHAEL JAMES

HEIGHT: 6-3
WEIGHT: 222
RECOMMENDED/SIGNED BY: Taylor Black (Tigers)
SCHOOL: North Carolina State University
HOW OBTAINED: Selected by the Tigers in the 24th round of the 2019 MLB Draft

BATS: R
THROWS: R

RIGHTHANDED PITCHER

BORN: March 19, 1998 - Honolulu, HI
RESIDENCE: Springfield, VA

BIGBIE, JUSTICE GABRIEL

HEIGHT: 6-3
WEIGHT: 210
RECOMMENDED/SIGNED BY: Matt Zmuda (Tigers)
SCHOOL: Western Carolina University
HOW OBTAINED: Selected by the Tigers in the 19th round of the 2021 MLB Draft

BATS: R
THROWS: R

INFIELDER

BORN: January 24, 1999 - Chesapeake, VA
RESIDENCE: Chesapeake, VA

BOLÍVAR, JESÚS HUMBERTO

HEIGHT: 6-0
WEIGHT: 165
RECOMMENDED/SIGNED BY: Jesus Mendoza (Tigers)
HOW OBTAINED: Signed by the Tigers as a non-drafted free agent on November 22, 2018

BATS: R
THROWS: R

OUTFIELDER

BORN: March 23, 2002 - Puerto Cabello, VZ
RESIDENCE: Puerto Cabello, VZ

BOYER, JORGE LUIS

HEIGHT: 6-4
WEIGHT: 182
RECOMMENDED/SIGNED BY: Jesus Mendoza/Oscar Garcia (Tigers)
HOW OBTAINED: Signed by the Tigers as a non-drafted free agent on July 3, 2019

BATS: L
THROWS: L

LEFTHANDED PITCHER

BORN: April 15, 2003 - Barlovento, VZ
RESIDENCE: Barlovento, VZ

BRAVO, YOAN ENRIQUE

HEIGHT: 6-1
WEIGHT: 165
RECOMMENDED/SIGNED BY: Jesus Mendoza (Tigers)
HOW OBTAINED: Signed by the Tigers as a non-drafted free agent on July 4, 2018

BATS: R
THROWS: R

SHORTSTOP

BORN: October 14, 2001 - Maracaibo, VZ
RESIDENCE: Maracaibo, VZ

BRETE, JAISON

HEIGHT: 6-1
WEIGHT: 160
RECOMMENDED/SIGNED BY: Aldo Perez/Miguel Rodriguez (Tigers)
HOW OBTAINED: Signed by the Tigers as a non-drafted free agent on January 28, 2019

BATS: R
THROWS: R

RIGHTHANDED PITCHER

BORN: April 27, 2001 - San Pedro de Macoris, DR
RESIDENCE: San Pedro de Macoris, DR

BRICENO, IGNACIO DE JESUS

HEIGHT: 5-11
WEIGHT: 155
RECOMMENDED/SIGNED BY: Delvis Pacheco/Jesus Mendoza (Tigers)
HOW OBTAINED: Signed by the Tigers as a non-drafted free agent on October 30, 2019

BATS: L
THROWS: L

LEFTHANDED PITCHER

BORN: June 4, 2001 - Cabimas, VZ
RESIDENCE: Cabimas, VZ

BRICEÑO, JOSUE DAVID

HEIGHT: 6-4
WEIGHT: 200
RECOMMENDED/SIGNED BY: Jesus Mendoza/Delvis Pacheco/José Zambrano (Tigers)
HOW OBTAINED: Signed by the Tigers as a non-drafted free agent on January 17, 2022

BATS: L
THROWS: R

CATCHER

BORN: September 23, 2004 - Maracay, VZ
RESIDENCE: La Victoria, VZ

BROOKMAN, ARCHER

HEIGHT: 6-1
WEIGHT: 210
RECOMMENDED/SIGNED BY: Austin Cousino (Tigers)
SCHOOL: Ohio State University
HOW OBTAINED: Signed by the Tigers as a non-drafted free agent on July 25, 2022

BATS: R
THROWS: R

CATCHER

BORN: January 8, 1999 - Pointe-Claire, CAN
RESIDENCE: Pointe-Claire, CAN

BROWN, CAMERON THOMAS

HEIGHT: 6-2
WEIGHT: 190
RECOMMENDED/SIGNED BY: Austin Cousino (Tigers)
SCHOOL: Central Michigan University
HOW OBTAINED: Signed by the Tigers as a Minor League free agent on April 21, 2022

BATS: L
THROWS: R

RIGHTHANDED PITCHER

BORN: May 12, 1998 - Pontiac, IL
RESIDENCE: Pontiac, IL

BURGESS, COLIN EVERETT

HEIGHT: 5-9
WEIGHT: 185
RECOMMENDED/SIGNED BY: George Schaefer (Tigers)
SCHOOL: University of South Carolina
HOW OBTAINED: Signed by the Tigers as a non-drafted free agent on August 1, 2022

BATS: R
THROWS: R

CATCHER

BORN: November 10, 2000 - El Paso, TX
RESIDENCE: Lexington, KY



TIGERS MINOR LEAGUE PLAYERS

BURHEEN, GARRETT SOMMER

HEIGHT: 6-3
WEIGHT: 210
RECOMMENDED/SIGNED BY: Austin Cousino (Tigers)
SCHOOL: Ohio State University
HOW OBTAINED: Selected by the Tigers in the ninth round of the 2021 MLB Draft

BATS: R
THROWS: R

RIGHTHANDED PITCHER

BORN: September 12, 1999 - Indianapolis, IN
RESIDENCE: Indianapolis, IN

CABRERA, DANIEL (DANNY) REED

HEIGHT: 6-1
WEIGHT: 201
RECOMMENDED/SIGNED BY: Mike Smith (Tigers)
SCHOOL: Louisiana State University
HOW OBTAINED: Selected by the Tigers in the second round of the 2020 MLB Draft

BATS: L
THROWS: L

OUTFIELDER

BORN: September 5, 1998 - New Orleans, LA
RESIDENCE: Baton Rouge, LA

CALDERÓN, CÉSAR EMILIO

HEIGHT: 6-2
WEIGHT: 170
RECOMMENDED/SIGNED BY: Aldo Perez/Carlos Santana (Tigers)
HOW OBTAINED: Signed by the Tigers as a non-drafted free agent on April 25, 2019

BATS: R
THROWS: R

SHORTSTOP

BORN: November 1, 2001 - Santo Domingo, DR
RESIDENCE: Santo Domingo, DR

CAMPBELL, CLAYTON KALEB

HEIGHT: 6-0
WEIGHT: 200
RECOMMENDED/SIGNED BY: Kevin Hooker (Tigers)
HOW OBTAINED: Signed by the Tigers as a non-drafted free agent on December 10, 2021.

BATS: R
THROWS: R

INFIELDER

BORN: September 11, 2003 - Auckland, NZ
RESIDENCE: Sydney, AUS

CAMPOS, ROBERTO CARLOS

HEIGHT: 6-3
WEIGHT: 200
RECOMMENDED/SIGNED BY: Oliver Arias/Aldo Perez (Tigers)
HOW OBTAINED: Signed by the Tigers as a non-drafted free agent on July 2, 2019

BATS: R
THROWS: R

OUTFIELDER

BORN: June 14, 2003 - Havana, CU
RESIDENCE: Santo Domingo, DR

CAMPOS, ULICES

HEIGHT: 5-10
WEIGHT: 185
RECOMMENDED/SIGNED BY: Aldo Perez/Carlos Santana (Tigers)
HOW OBTAINED: Signed by the Tigers as a non-drafted free agent on February 18, 2020

BATS: R
THROWS: R

RIGHTHANDED PITCHER

BORN: December 14, 2001 - Tamayo, DR
RESIDENCE: Tamayo, DR

CARABALLO, BRANDY ANTONIO

HEIGHT: 5-9
WEIGHT: 150
RECOMMENDED/SIGNED BY: Oliver Arias/Carlos Santana (Tigers)
HOW OBTAINED: signed by the Tigers as a non-drafted free agent on January 15, 2023

BATS: R
THROWS: R

OUTFIELDER

BORN: September 26, 2005 - Santo Domingo, DR
RESIDENCE: Higuey, DR

CASTILLO, RAYNER RAFAEL

HEIGHT: 6-3
WEIGHT: 180
RECOMMENDED/SIGNED BY: Aldo Perez (Tigers)
HOW OBTAINED: Signed by the Tigers as a non-drafted free agent on January 15, 2021

BATS: R
THROWS: R

RIGHTHANDED PITCHER

BORN: June 30, 2004 - Montecristi, DR
RESIDENCE: Montecristi, DR

CHACON, ESNEY RAFAEL

HEIGHT: 6-1
WEIGHT: 160
RECOMMENDED/SIGNED BY: Alejandro Rodriguez/Raul Leiva (Tigers)
HOW OBTAINED: Signed by the Tigers as a non-drafted free agent on July 4, 2016

BATS: R
THROWS: R

OUTFIELDER

BORN: March 17, 2000 - Puerto La Cruz, VZ
RESIDENCE: La Asuncion, VZ

CHALAS, GREGORIS

HEIGHT: 5-11
WEIGHT: 165
HOW OBTAINED: Signed by the Tigers as a Minor League free agent on May 20, 2022

BATS: R
THROWS: R

RIGHTHANDED PITCHER

BORN: August 12, 2000 - San Pedro de Macoris, DR
RESIDENCE: San Pedro de Macoris, DR

CHALAS, RONNY

HEIGHT: 5-10
WEIGHT: 162
RECOMMENDED/SIGNED BY: Aldo Perez/Carlos Santana (Tigers)
HOW OBTAINED: Signed by the Tigers as a non-drafted free agent on November 11, 2019

BATS: R
THROWS: R

RIGHTHANDED PITCHER

BORN: August 19, 2002 - Samaná, DR
RESIDENCE: Santo Domingo, DR

CHENTOUF, YASIN (YAYA)

HEIGHT: 5-9
WEIGHT: 170
RECOMMENDED/SIGNED BY: Brad Fidler (Tigers)
SCHOOL: University of Pittsburgh
HOW OBTAINED: Selected by the Tigers in the 36th round of the 2018 MLB Draft

BATS: R
THROWS: R

RIGHTHANDED PITCHER

BORN: June 18, 1997 - Orlando, FL
RESIDENCE: Ocoee, FL



TIGERS MINOR LEAGUE PLAYERS

DÍAZ, JOSÉ AMADO

HEIGHT: 6-5
WEIGHT: 200

BATS: R
THROWS: R

RECOMMENDED/SIGNED BY: Aldo Perez/Carlos Santana (Tigers)

HOW OBTAINED: Signed by the Tigers as a non-drafted free agent on November 29, 2017

RIGHTHANDED PITCHER

BORN: May 12, 2000 - Nagua, DR
RESIDENCE: Nagua, DR

DÍAZ, YIMMY ANTHONY

HEIGHT: 5-10
WEIGHT: 155

BATS: S
THROWS: R

RECOMMENDED/SIGNED BY: Jesus Mendoza (Tigers)

HOW OBTAINED: Signed by the Tigers as a non-drafted free agent on January 16, 2021

INFIELDER

BORN: February 19, 2004 - Puerto Ordaz, VZ
RESIDENCE: Puerto Cabello, VZ

DI MONTE, DANIELE

HEIGHT: 6-2
WEIGHT: 187

BATS: R
THROWS: R

RECOMMENDED/SIGNED BY: Jeff Wetherby (Tigers)

HOW OBTAINED: Signed by the Tigers as a non-drafted free agent on December 18, 2018

RIGHTHANDED PITCHER

BORN: February 16, 2002 - Monfalcone, Italy
RESIDENCE: Ronchi dei Legionari, Italy

ESTEVEZ, GEURY ANTONIO

HEIGHT: 6-0
WEIGHT: 180

BATS: S
THROWS: R

RECOMMENDED/SIGNED BY: Aldo Perez/Carlos Santana (Tigers)

HOW OBTAINED: Signed by the Tigers as a non-drafted free agent on July 2, 2018

INFIELDER

BORN: February 20, 2002 - Santo Domingo Este, DR
RESIDENCE: Santo Domingo Este, DR

ESTRADA, JOHAN ANTONIO

HEIGHT: 5-11
WEIGHT: 170

BATS: R
THROWS: R

RECOMMENDED/SIGNED BY: Jesus Mendoza/Jose Zambrano (Tigers)

HOW OBTAINED: Signed by the Tigers as a non-drafted free agent on January 15, 2023

CATCHER

BORN: October 27, 2005 - Valencia, VZ
RESIDENCE: Flor Amarilla, VZ

FANA, NOMAR ALEXANDER

HEIGHT: 5-11
WEIGHT: 185

BATS: S
THROWS: R

RECOMMENDED/SIGNED BY: Aldo Perez/Carlos Santana/Miguel Rodriguez (Tigers)

HOW OBTAINED: Signed by the Tigers as a non-drafted free agent on February 15, 2020

OUTFIELDER

BORN: September 28, 2002 - Santo Domingo Este, DR
RESIDENCE: Santo Domingo Este, DR

FELIX, EDDY WILLIAN

HEIGHT: 6-2
WEIGHT: 180

BATS: R
THROWS: R

RECOMMENDED/SIGNED BY: Pedro Castellano (Tigers)

HOW OBTAINED: Signed by the Tigers as a non-drafted free agent on April 30, 2022

RIGHTHANDED PITCHER

BORN: August 26, 2003 - Tijuana, MX
RESIDENCE: Guasave, MX

FENELON, WILMER ANTONIO

HEIGHT: 6-3
WEIGHT: 194

BATS: R
THROWS: R

RECOMMENDED/SIGNED BY: Aldo Perez/Carlos Santana (Tigers)

HOW OBTAINED: Signed by the Tigers as a non-drafted free agent on July 2, 2019

RIGHTHANDED PITCHER

BORN: June 12, 2003 - Santo Domingo Centro, DR
RESIDENCE: Santo Domingo Centro, DR

FERNANDER, CHAVEZ

HEIGHT: 6-3
WEIGHT: 205

BATS: R
THROWS: R

RECOMMENDED/SIGNED BY: R.J. Burgess (Tigers)

SCHOOL: Polk State Junior College (FL)

HOW OBTAINED: Selected by the Tigers in the 35th round of the 2018 MLB Draft

RIGHTHANDED PITCHER

BORN: July 7, 1997 - Ft. Lauderdale, FL
RESIDENCE: Freeport, Bahamas

FIELDS, COLIN CHARLES

HEIGHT: 6-0
WEIGHT: 193

BATS: R
THROWS: R

RECOMMENDED/SIGNED BY: Austin Cousino (Tigers)

SCHOOL: Valparaiso University

HOW OBTAINED: Signed by the Tigers as a non-drafted free agent on July 26, 2022

RIGHTHANDED PITCHER

BORN: March 18, 2000 - Highland Park IL
RESIDENCE: Libertyville, IL

FIGUERED, AODNIS

HEIGHT: 6-2
WEIGHT: 170

BATS: L
THROWS: L

RECOMMENDED/SIGNED BY: Aldo Perez/Carlos Santana (Tigers)

HOW OBTAINED: Signed by the Tigers as a non-drafted free agent on July 4, 2017

OUTFIELDER

BORN: May 5, 2001 - Santo Domingo, DR
RESIDENCE: Santo Domingo, DR

FLORES, WILMER DE JESUS

HEIGHT: 6-4
WEIGHT: 244

BATS: R
THROWS: R

RECOMMENDED/SIGNED BY: Joey Lothrop (Tigers)

SCHOOL: Arizona Western JC

HOW OBTAINED: Signed by the Tigers as a non-drafted free agent on July 8, 2020

RIGHTHANDED PITCHER

BORN: February 20, 2001 - Valencia, VZ
RESIDENCE: Southwest Ranches, FL

TIGERS MINOR LEAGUE PLAYERS



FLORIAN, JOSÉ MARIA

HEIGHT: 5-11
WEIGHT: 155
RECOMMENDED/SIGNED BY: Oliver Arias (Tigers)
HOW OBTAINED: Signed by the Tigers as a non-drafted free agent on January 16, 2022

BATS: R
THROWS: R

RIGHTHANDED PITCHER

BORN: February 3, 2004 - Villa Jaragua, DR
RESIDENCE: Villa Jaragua, DR

FLORIDO, ANTONIO

HEIGHT: 6-1
WEIGHT: 175
RECOMMENDED/SIGNED BY: Jesus Mendoza (Tigers)
HOW OBTAINED: Signed by the Tigers as a non-drafted free agent on March 15, 2022

BATS: R
THROWS: R

RIGHTHANDED PITCHER

BORN: February 15, 2005 - Maracaibo, VZ
RESIDENCE: Maracaibo, VZ

GARCIA, LUIS JOSE

HEIGHT: 5-11
WEIGHT: 195
HOW OBTAINED: Claimed off waivers by the Tigers from Philadelphia on September 6, 2022

BATS: S
THROWS: R

INFIELDER

BORN: October 1, 2000 - San Pedro de Macoris, DR
RESIDENCE: San Pedro de Macoris, DR

GARCIA, MANUEL ALEJANDRO

HEIGHT: 5-11
WEIGHT: 224
HOW OBTAINED: Acquired by the Tigers from Arizona in exchange for cash considerations on May 7, 2022

BATS: R
THROWS: R

CATCHER

BORN: January 28, 2000 - Coro, VZ
RESIDENCE: Coro, VZ

GARCIA, PEDRO LUIS

HEIGHT: 6-1
WEIGHT: 190
RECOMMENDED/SIGNED BY: Aldo Pérez/Oliver Arias
HOW OBTAINED: Signed by the Tigers as a non-drafted free agent on August 27, 2021

BATS: R
THROWS: R

RIGHTHANDED PITCHER

BORN: February 27, 2002 - Santo Domingo Centro, DR
RESIDENCE: Santo Domingo Centro, DR

GARDEA, DARIO EMMANUEL

HEIGHT: 6-2
WEIGHT: 210
RECOMMENDED/SIGNED BY: Alejandro Rodriguez (Tigers)
HOW OBTAINED: Signed by the Tigers as a non-drafted free agent on January 11, 2018

BATS: R
THROWS: R

RIGHTHANDED PITCHER

BORN: January 29, 1999 - Juarez, MEX
RESIDENCE: Juarez, MEX

GIL, SAMUEL ALEJANDRO

HEIGHT: 5-9
WEIGHT: 165
RECOMMENDED/SIGNED BY: Jesus Mendoza/Raúl Leiva (Tigers)
HOW OBTAINED: Signed by the Tigers as a non-drafted free agent on January 17, 2022

BATS: R
THROWS: R

INFIELDER

BORN: November 1, 2004 - Anaco, VZ
RESIDENCE: Barcelona, VZ

GIPSON-LONG, ALEC SAWYER (SAWYER)

HEIGHT: 6-4
WEIGHT: 225
SCHOOL: Mercer University
HOW OBTAINED: Acquired by the Tigers from Minnesota in exchange for Michael Fulmer on August 2, 2022

BATS: R
THROWS: R

RIGHTHANDED PITCHER

BORN: December 12, 1997 - Lithia Springs, GA
RESIDENCE: Woodstock, GA

GOLD, LUKE WILLIAM

HEIGHT: 6-1
WEIGHT: 210
RECOMMENDED/SIGNED BY: Jim Bretz (Tigers)
SCHOOL: Boston College
HOW OBTAINED: Selected by the Tigers in the fifth round of the 2022 MLB Draft

BATS: R
THROWS: R

INFIELDER

BORN: October 10, 2000 - Schenectady, NY
RESIDENCE: Ballston Spa, NY

GONZALEZ, ALVARO EMILIO

HEIGHT: 6-0
WEIGHT: 170
RECOMMENDED/SIGNED BY: Jesus Mendoza/Alejandro Rodriguez (Tigers)
HOW OBTAINED: Signed by the Tigers as a non-drafted free agent on July 5, 2017

BATS: S
THROWS: R

INFIELDER

BORN: September 16, 2000 - Valencia, VZ
RESIDENCE: Tocuyito, VZ

GONZALEZ, ELIEZER

HEIGHT: 6-1
WEIGHT: 160
RECOMMENDED/SIGNED BY: Aldo Perez/Edward Burgos (Tigers)
HOW OBTAINED: Signed by the Tigers as a non-drafted free agent on December 13, 2019

BATS: L
THROWS: L

RIGHTHANDED PITCHER

BORN: December 21, 2000 - San Jose de Ocoa, DR
RESIDENCE: San Jose de Ocoa, DR

GOUBEAU, ASHTON CHASE

HEIGHT: 6-6
WEIGHT: 220
SCHOOL: Metropolitan Community College-Maple Woods (MO)
HOW OBTAINED: Signed by the Tigers as a Minor League free agent on February 21, 2023

BATS: R
THROWS: R

RIGHTHANDED PITCHER

BORN: July 23, 1992 - Newport, AR
RESIDENCE: Bossier City, LA



TIGERS MINOR LEAGUE PLAYERS

GRAHAM, PEYTON SHAW

HEIGHT: 6-4
WEIGHT: 175
RECOMMENDED/SIGNED BY: Steve Taylor (Tigers)
SCHOOL: University of Oklahoma
HOW OBTAINED: Selected by the Tigers in the second round of the 2022 MLB Draft

BATS: R
THROWS: R

INFIELDER

BORN: January 26, 2001 - Waxahachie, TX
RESIDENCE: Waxahachie, TX

GREEN, MAX CHARLES

HEIGHT: 6-1
WEIGHT: 175
RECOMMENDED/SIGNED BY: Tim McWilliam (Tigers)
SCHOOL: Pepperdine University
HOW OBTAINED: Selected by the Tigers in the eighth round of the 2017 MLB Draft

BATS: L
THROWS: L

LEFTHANDED PITCHER

BORN: May 28, 1996 - Torrance, CA
RESIDENCE: Rancho Pales Verdes, CA

GUACACHE, XIOMER ALEJANDRO

HEIGHT: 6-3
WEIGHT: 195
RECOMMENDED/SIGNED BY: Jesus Mendoza/Raul Leiva (Tigers)
HOW OBTAINED: Signed by the Tigers as a non-drafted free agent on March 18, 2022

BATS: R
THROWS: R

RIGHTHANDED PITCHER

BORN: February 11, 2004 - Santa Ana, VZ
RESIDENCE: Santa Ana, VZ

GUDATTIS, QUINN GALLAGHER

HEIGHT: 6-7
WEIGHT: 245
RECOMMENDED/SIGNED BY: Austin Cousino (Tigers)
SCHOOL: University of Illinois-Springfield
HOW OBTAINED: Selected by the Tigers in the 16th round of the 2022 MLB Draft

BATS: R
THROWS: R

RIGHTHANDED PITCHER

BORN: April 10, 1999 - Arlington Heights, IL
RESIDENCE: Arlington Heights, IL

GUENTHER, SEAN MCMANUS

HEIGHT: 5-11
WEIGHT: 194
SCHOOL: University of Notre Dame
HOW OBTAINED: Claimed off waivers by the Tigers from Miami on November 2, 2022

BATS: L
THROWS: L

LEFTHANDED PITCHER

BORN: December 29, 1995 - Atlanta, GA
RESIDENCE: Atlanta, GA

GUZMAN, CARLOS ALBERTO

HEIGHT: 6-1
WEIGHT: 170
RECOMMENDED/SIGNED BY: Alejandro Rodriguez/Delvis Pacheco (Tigers)
HOW OBTAINED: Signed by the Tigers as a non-drafted free agent on March 4, 2015

BATS: R
THROWS: R

RIGHTHANDED PITCHER

BORN: May 16, 1998 - Maracay, VZ
RESIDENCE: Turmero, VZ

HAASE, AARON RICHARD

HEIGHT: 5-8
WEIGHT: 190
RECOMMENDED/SIGNED BY: Ryan Johnson (Tigers)
SCHOOL: Wichita State University
HOW OBTAINED: Selected by the Tigers in the 17th round of the 2021 MLB Draft

BATS: R
THROWS: R

RIGHTHANDED PITCHER

BORN: May 24, 2000 - Amarillo, TX
RESIDENCE: Amarillo, TX

HENDERSON, LAYNE

HEIGHT: 6-4
WEIGHT: 198
SCHOOL: Azusa Pacific University
HOW OBTAINED: Selected by the Tigers from Houston in the Minor League phase of the Rule 5 Draft on December 7, 2022

BATS: R
THROWS: R

RIGHTHANDED PITCHER

BORN: June 8, 1996 - Glendora, CA
RESIDENCE: La Verne, CA

HERNANDEZ, JUAN DIEGO

HEIGHT: 6-0
WEIGHT: 160
RECOMMENDED/SIGNED BY: Alejandro Rodriguez/Jesus Mendoza/Jose Zambrano (Tigers)
HOW OBTAINED: Signed by the Tigers as a non-drafted free agent on January 15, 2023

BATS: L
THROWS: R

INFIELDER

BORN: March 27, 2006 - Cagua, VZ
RESIDENCE: Cagua, VZ

HERNANDEZ, WILKEL FERNANDO

HEIGHT: 6-3
WEIGHT: 210
HOW OBTAINED: Acquired by the Tigers along with Troy Montgomery from Los Angeles (AL) in exchange for Ian Kinsler on December 13, 2017

BATS: R
THROWS: R

RIGHTHANDED PITCHER

BORN: April 13, 1999 - La Carlota, VZ
RESIDENCE: Guarenas, VZ

HERRERA, MARTIN MIGUEL

HEIGHT: 6-0
WEIGHT: 175
RECOMMENDED/SIGNED BY: Alejandro Rodriguez (Tigers)
HOW OBTAINED: Signed by the Tigers as a non-drafted free agent on January 11, 2018

BATS: L
THROWS: R

RIGHTHANDED PITCHER

BORN: September 22, 2000 - Minatitlán, MEX
RESIDENCE: Minatitlán, MEX

HESS, ZACHARY TYLER (ZACK)

HEIGHT: 6-5
WEIGHT: 220
RECOMMENDED/SIGNED BY: Mike Smith (Tigers)
SCHOOL: Louisiana State University
HOW OBTAINED: Selected by the Tigers in the seventh round of the 2019 MLB Draft

BATS: R
THROWS: R

RIGHTHANDED PITCHER

BORN: February 25, 1997 - Lynchburg, VA
RESIDENCE: Forest, VA

TIGERS MINOR LEAGUE PLAYERS



HIGGINBOTHAM, JACOB [JAKE] MICHAEL

HEIGHT: 5-10

WEIGHT: 170

SCHOOL: Clemson University

HOW OBTAINED: Acquired by the Tigers along with Justyn-Henry Milloy from Atlanta in exchange for Joe Jimenez and cash considerations on December 7, 2022

BATS: L

THROWS: L

LEFTHANDED PITCHER

BORN: January 11, 1996 - Lawrenceville, GA

RESIDENCE: Hoschton, GA

HOLDEN, CONNOR CELEX

HEIGHT: 6-5

WEIGHT: 240

RECOMMENDED/SIGNED BY: Ryan Johnson (Tigers)

SCHOOL: Wichita State University

HOW OBTAINED: Signed by the Tigers as a non-drafted free agent on July 26, 2022

BATS: R

THROWS: R

RIGHANDED PITCHER

BORN: June 25, 1998 - Cincinnati, OH

RESIDENCE: Estero, FL

HOLTON, JAKE WARNER

HEIGHT: 6-0

WEIGHT: 210

RECOMMENDED/SIGNED BY: Ryan Johnson (Tigers)

SCHOOL: Creighton University

HOW OBTAINED: Selected by the Tigers in the 10th round of the 2019 MLB Draft

BATS: R

THROWS: R

INFIELDER

BORN: March 2, 1998 - San Jose, CA

RESIDENCE: Los Gatos, CA

HOLUB, BLAKE JAMES

HEIGHT: 6-6

WEIGHT: 230

RECOMMENDED/SIGNED BY: George Schaefer (Tigers)

SCHOOL: St. Edward's University

HOW OBTAINED: Selected by the Tigers in the 15th round of the 2021 MLB Draft

BATS: R

THROWS: R

RIGHANDED PITCHER

BORN: October 23, 1998 - Houston, TX

RESIDENCE: Willis, TX

HOYTE, ADRIAN ENRIQUE

HEIGHT: 5-7

WEIGHT: 145

RECOMMENDED/SIGNED BY: Jesus Mendoza/Oscar Garcia (Tigers)

HOW OBTAINED: Signed by the Tigers as a non-drafted free agent on January 16, 2023

BATS: L

THROWS: L

OUTFIELDER

BORN: January 9, 2006 - Caracas, VZ

RESIDENCE: Caracas, VZ

HUIZI, ELKER ENRIQUE

HEIGHT: 6-0

WEIGHT: 185

HOW OBTAINED: Signed by the Tigers as a Minor League free agent on October 10, 2022

BATS: R

THROWS: R

RIGHANDED PITCHER

BORN: September 24, 2000 - Caracas, VZ

RESIDENCE: Caracas, VZ

HURTADO, RICARDO ANDRES

HEIGHT: 5-10

WEIGHT: 180

RECOMMENDED/SIGNED BY: Delvis Pacheco/Jesus Mendoza (Tigers)

HOW OBTAINED: Signed by the Tigers as a non-drafted free agent on July 4, 2019

BATS: R

THROWS: R

CATCHER

BORN: May 23, 2003 - Carabobo, VZ

RESIDENCE: Carabobo, VZ

HURTER, BRANT HARRIS

HEIGHT: 6-6

WEIGHT: 255

RECOMMENDED/SIGNED BY: Bryson Barber (Tigers)

SCHOOL: Georgia Tech

HOW OBTAINED: Selected by the Tigers in the seventh round of the 2021 MLB Draft

BATS: L

THROWS: L

LEFTHANDED PITCHER

BORN: September 6, 1998 - Canton, GA

RESIDENCE: Canton, GA

IBARRA, EDGARDO GABRIEL

HEIGHT: 6-0

WEIGHT: 160

RECOMMENDED/SIGNED BY: Delvis Pacheco/Jesus Mendoza (Tigers)

HOW OBTAINED: Signed by the Tigers as a non-drafted free agent on July 4, 2019

BATS: L

THROWS: L

LEFTHANDED PITCHER

BORN: June 2, 2003 - Valencia, VZ

RESIDENCE: Valencia, VZ

IRIGROYEN, CARLOS EDUARDO

HEIGHT: 6-2

WEIGHT: 165

RECOMMENDED/SIGNED BY: Delvis Pacheco/Alejandro Rodriguez (Tigers)

HOW OBTAINED: Signed by the Tigers as a non-drafted free agent on July 5, 2017

BATS: R

THROWS: R

INFIELDER

BORN: March 21, 2001 - Guacara, VZ

RESIDENCE: Guacara, VZ

JENKINS, ANDREW JOSEPH

HEIGHT: 6-0

WEIGHT: 210

RECOMMENDED/SIGNED BY: George Schaefer (Tigers)

SCHOOL: Georgia Tech

HOW OBTAINED: Selected by the Tigers in the ninth round of the 2022 MLB Draft

BATS: R

THROWS: R

INFIELDER

BORN: November 3, 2000 - Milwaukee, WI

RESIDENCE: Gig Harbor, WA

JIMÉNEZ, ENRIQUE JOSE

HEIGHT: 5-10

WEIGHT: 170

RECOMMENDED/SIGNED BY: Alejandro Rodriguez/Jesus Mendoza/Raul Leiva (Tigers)

HOW OBTAINED: Signed by the Tigers as a non-drafted free agent on January 15, 2023

BATS: S

THROWS: R

CATCHER

BORN: March 23, 1999 - Barcelona, VZ

RESIDENCE: Barcelona, VZ



TIGERS MINOR LEAGUE PLAYERS

JIMÉNEZ, FRANCISCO ALBERTO

HEIGHT: 6-2
WEIGHT: 194
RECOMMENDED/SIGNED BY: Aldo Perez/Alejandro Rodriguez (Tigers)
HOW OBTAINED: Signed by the Tigers as a non-drafted free agent on December 8, 2017

BATS: R
THROWS: R

RIGHTHANDED PITCHER

BORN: March 23, 1999 - La Romana, DR
RESIDENCE: La Romana, DR

JIMÉNEZ, MARCO ANTONIO

HEIGHT: 6-0
WEIGHT: 165
RECOMMENDED/SIGNED BY: Ramon Perez/Aldo Perez (Tigers)
HOW OBTAINED: Signed by the Tigers as a non-drafted free agent on September 30, 2016

BATS: R
THROWS: R

RIGHTHANDED PITCHER

BORN: December 6, 1999 - San Francisco De Macoris, DR
RESIDENCE: San Francisco De Macoris, DR

JOBE, JACKSON WILLIAM

HEIGHT: 6-2
WEIGHT: 190
RECOMMENDED/SIGNED BY: Steve Taylor (Tigers)
SCHOOL: Heritage Hall High School
HOW OBTAINED: Selected by the Tigers in the first round (third overall) of the 2021 MLB Draft

BATS: R
THROWS: R

RIGHTHANDED PITCHER

BORN: July 30, 2002 - Irving, TX
RESIDENCE: Nichols Hills, OK

JOHNSON, DOMINIC [DOM] DE'SAUN

HEIGHT: 5-9
WEIGHT: 185
RECOMMENDED/SIGNED BY: Ryan Johnson (Tigers)
SCHOOL: Kansas State University
HOW OBTAINED: Selected by the Tigers in the 13th round of the 2022 MLB Draft

BATS: R
THROWS: R

OUTFIELDER

BORN: March 7, 2001 - Chickasha, OK
RESIDENCE: McKinney, TX

JOHNSON, TYLER GREGORY

HEIGHT: 6-1
WEIGHT: 220
RECOMMENDED/SIGNED BY: George Schaefer (Tigers)
SCHOOL: Coastal Carolina University
HOW OBTAINED: Signed by the Tigers as a non-drafted free agent on August 1, 2022

BATS: L
THROWS: L

OUTFIELDER

BORN: October 25, 1999 - Bentonville, AR
RESIDENCE: Bentonville, AR

JOYCE, COREY AUSTIN

HEIGHT: 6-1
WEIGHT: 190
RECOMMENDED/SIGNED BY: Taylor Black (Tigers)
SCHOOL: North Carolina Central University
HOW OBTAINED: Selected by the Tigers in the 12th round of the 2019 MLB Draft

BATS: R
THROWS: R

INFIELDER

BORN: August 19, 1998 - Winston-Salem, NC
RESIDENCE: Lexington, NC

JUNG, JACE ANDREW

HEIGHT: 6-0
WEIGHT: 205
RECOMMENDED/SIGNED BY: Steve Taylor (Tigers)
SCHOOL: Texas Tech University
HOW OBTAINED: Selected by the Tigers in the first round (12th overall) of the 2022 MLB Draft

BATS: L
THROWS: R

INFIELDER

BORN: October 4, 2000 - San Antonio, TX
RESIDENCE: San Antonio, TX

KIRBY, CHANCE WESLEY

HEIGHT: 5-11
WEIGHT: 195
RECOMMENDED/SIGNED BY: Matt Lea (Tigers)
SCHOOL: University of Texas at San Antonio
HOW OBTAINED: Selected by the Tigers in the 25th round of the 2018 MLB Draft

BATS: R
THROWS: R

RIGHTHANDED PITCHER

BORN: July 19, 1995 - Austin, TX
RESIDENCE: Georgetown, TX

KOHLHEPP, TANNER JOHN

HEIGHT: 6-3
WEIGHT: 205
RECOMMENDED/SIGNED BY: Austin Cousino (Tigers)
SCHOOL: University of Notre Dame
HOW OBTAINED: Selected by the Tigers in the fifth round of the 2021 MLB Draft

BATS: L
THROWS: R

RIGHTHANDED PITCHER

BORN: May 27, 1999 - Eau Claire, WI
RESIDENCE: Wesley Chapel, FL

LANDAETA, ABRAHAM JESUS

HEIGHT: 6-2
WEIGHT: 175
RECOMMENDED/SIGNED BY: Jesús Mendoza/Delvis Pacheco/Oscar García/Raúl Leiva (Tigers)
HOW OBTAINED: Signed by the Tigers as a non-drafted free agent on August 15, 2019

BATS: R
THROWS: R

RIGHTHANDED PITCHER

BORN: November 29, 2000 - Ocumare del Tuy, VZ
RESIDENCE: Ocumare del Tuy, VZ

LANDAETA, BRYANT JESUS

HEIGHT: 6-2
WEIGHT: 175
RECOMMENDED/SIGNED BY: Oscar García (Tigers)
HOW OBTAINED: Signed by the Tigers as a non-drafted free agent on March 23, 2022

BATS: R
THROWS: R

RIGHTHANDED PITCHER

BORN: November 27, 2003 - Puerto Ordaz, VZ
RESIDENCE: Turmero, VZ

TIGERS MINOR LEAGUE PLAYERS



LEÓN, ANDRI MOISES

HEIGHT: 6-0
WEIGHT: 174
BATS: L
THROWS: L
RECOMMENDED/SIGNED BY: Aldo Perez/Miguel Rodríguez (Tigers)
HOW OBTAINED: Signed by the Tigers as a non-drafted free agent on January 25, 2019

OUTFIELDER

BORN: February 28, 2003 - Puerto La Cruz, VZ
RESIDENCE: Puerto La Cruz, VZ

LEONARDO, IVERSON ANTONIO

HEIGHT: 6-0
WEIGHT: 208
BATS: L
THROWS: L
RECOMMENDED/SIGNED BY: Aldo Perez/Carlos Santana (Tigers)
HOW OBTAINED: Signed by the Tigers as a non-drafted free agent on September 1, 2017

OUTFIELDER

BORN: August 21, 2001 - La Romana, DR
RESIDENCE: La Romana, DR

LEON, LEONARDO JOSE

HEIGHT: 6-4
WEIGHT: 180
BATS: R
THROWS: R
RECOMMENDED/SIGNED BY: Jesus Mendoza/Jhohan Acevedo (Tigers)
HOW OBTAINED: Signed by the Tigers as a non-drafted free agent on January 15, 2023

RIGHTHANDED PITCHER

BORN: September 21, 2005 - Maracay, VZ
RESIDENCE: Maracay, VZ

LESCHER, WILLIAM (BILLY)

HEIGHT: 6-4
WEIGHT: 215
BATS: R
THROWS: R
RECOMMENDED/SIGNED BY: Brad Fidler (Tigers)
SCHOOL: University of Pennsylvania
HOW OBTAINED: Selected by the Tigers in the 17th round of the 2017 MLB Draft

RIGHTHANDED PITCHER

BORN: September 17, 1995 - Alexandria, VA
RESIDENCE: Jacksonville, FL

LOPEZ, ABELALDO

HEIGHT: 6-1
WEIGHT: 160
BATS: R
THROWS: R
RECOMMENDED/SIGNED BY: Aldo Pérez/Carlos Santana (Tigers)
HOW OBTAINED: Signed by the Tigers as a non-drafted free agent on July 2, 2019

OUTFIELDER

BORN: September 5, 2002 - Santo Domingo Centro, DR
RESIDENCE: Santo Domingo Centro, DR

MACHADO, JESUS ALEJANDRO

HEIGHT: 5-10
WEIGHT: 185
BATS: R
THROWS: R
RECOMMENDED/SIGNED BY: Oscar García/Jesús Mendoza (Tigers)
HOW OBTAINED: Signed by the Tigers as a non-drafted free agent on July 3, 2019

INFIELDER

BORN: March 24, 2003 - Caracas, VZ
RESIDENCE: Petare, VZ

MADDEN, TYLER (TY) DYLAN

HEIGHT: 6-4
WEIGHT: 215
BATS: R
THROWS: R
RECOMMENDED/SIGNED BY: George Schaefer (Tigers)
SCHOOL: University of Texas
HOW OBTAINED: Selected by the Tigers in the first round (32nd overall) of the 2021 MLB Draft

RIGHTHANDED PITCHER

BORN: February 21, 2000 - Houston, TX
RESIDENCE: Cypress, TX

MAGNO, ANDREW GASPAR

HEIGHT: 5-11
WEIGHT: 190
BATS: R
THROWS: L
RECOMMENDED/SIGNED BY: Jeff Kunkel (Tigers)
SCHOOL: Ohio State University
HOW OBTAINED: Selected by the Tigers in the 15th round of the 2019 MLB Draft

LEFTHANDED PITCHER

BORN: April 30, 1998 - Antioch, CA
RESIDENCE: Dublin, OH

MALGERI, BENJAMIN (BEN) JOSEPH

HEIGHT: 6-2
WEIGHT: 215
BATS: R
THROWS: R
RECOMMENDED/SIGNED BY: Jim Bretz (Tigers)
SCHOOL: Northeastern University
HOW OBTAINED: Selected by the Tigers in the 18 round of the 2021 MLB Draft

OUTFIELDER

BORN: January 12, 2000 - Exeter, NH
RESIDENCE: Stratham, NH

MARCANO, CARLOS DAVID

HEIGHT: 6-2
WEIGHT: 150
BATS: R
THROWS: R
RECOMMENDED/SIGNED BY: Jesus Mendoza/Raul Leiva (Tigers)
HOW OBTAINED: Signed by the Tigers as a non-drafted free agent on January 25, 2021

RIGHTHANDED PITCHER

BORN: July 8, 2003 - Maturín, VZ
RESIDENCE: Maturín, VZ

MARÍN, NELSON MIGUEL

HEIGHT: 5-11
WEIGHT: 165
BATS: R
THROWS: R
RECOMMENDED/SIGNED BY: Jesus Mendoza/Jhohan Acevedo (Tigers)
HOW OBTAINED: Signed by the Tigers as a non-drafted free agent on January 16, 2023

CATCHER

BORN: September 29, 2005 - Maturín, VZ
RESIDENCE: Maturín, VZ

MARKS, JORDAN JOHN

HEIGHT: 6-2
WEIGHT: 215
BATS: L
THROWS: R
RECOMMENDED/SIGNED BY: Bryson Barber (Tigers)
SCHOOL: South Carolina Upstate University
HOW OBTAINED: Selected by the Tigers in the eighth round of the 2021 MLB Draft

RIGHTHANDED PITCHER

BORN: April 29, 1999 - Sarnia, ON, CAN
RESIDENCE: Bright's Grove, ON, CAN



TIGERS MINOR LEAGUE PLAYERS

MARTINEZ, DANY RAFAEL

HEIGHT: 5-11
WEIGHT: 170
BATS: R
THROWS: R
RECOMMENDED/SIGNED BY: Aldo Pérez/Carlos Santana (Tigers)
HOW OBTAINED: Signed by the Tigers as a non-drafted free agent on July 2, 2019

CATCHER

BORN: June 30, 2003 - Santo Domingo Este, DR
RESIDENCE: Santo Domingo Este, DR

MARTÍNEZ, JOSÉ JESUS

HEIGHT: 6-2
WEIGHT: 170
BATS: R
THROWS: R
RECOMMENDED/SIGNED BY: Jesus Mendoza/Raul Leiva (Tigers)
HOW OBTAINED: Signed by the Tigers as a non-drafted free agent on January 22, 2021

RIGHTHANDED PITCHER

BORN: August 27, 2002 - Barcelona, VZ
RESIDENCE: Puerto La Cruz, VZ

MASLOFF, JACK

HEIGHT: 6-2
WEIGHT: 185
BATS: L
THROWS: L
RECOMMENDED/SIGNED BY: Matt Zmuda (Tigers)
SCHOOL: Virginia Commonwealth University
HOW OBTAINED: Signed by the Tigers as a non-drafted free agent on July 29, 2022

LEFTHANDED PITCHER

BORN: June 9, 2000 - Charlottesville, VA
RESIDENCE: Charlottesville, VA

MATED, ANDY DAVID

HEIGHT: 6-4
WEIGHT: 180
BATS: R
THROWS: R
RECOMMENDED/SIGNED BY: Oliver Arias/Carlos Santana (Tigers)
HOW OBTAINED: Signed by the Tigers as a non-drafted free agent on January 16, 2023

RIGHTHANDED PITCHER

BORN: October 19, 2005 - Santo Domingo Centro, DR
RESIDENCE: Santo Domingo Centro, DR

MATOS, DELVIS JACKNIELL

HEIGHT: 5-11
WEIGHT: 165
BATS: R
THROWS: R
RECOMMENDED/SIGNED BY: Aldo Pérez/Carlos Santana (Tigers)
HOW OBTAINED: Signed by the Tigers as a non-drafted free agent on January 15, 2022

OUTFIELDER

BORN: November 9, 2004 - Santo Domingo Este, DR
RESIDENCE: Santo Domingo Este, DR

MATTISON, TYLER JAMES

HEIGHT: 6-4
WEIGHT: 235
BATS: L
THROWS: R
RECOMMENDED/SIGNED BY: Jim Bretz (Tigers)
SCHOOL: Bryant University
HOW OBTAINED: Selected by the Tigers in the fourth round of the 2021 MLB Draft

RIGHTHANDED PITCHER

BORN: September 5, 1999 - Fort Ann, NY
RESIDENCE: Fort Ann, NY

MAULONI, CHRISTOPHER (CHRIS) ANTHONY

HEIGHT: 6-2
WEIGHT: 207
BATS: L
THROWS: R
RECOMMENDED/SIGNED BY: R.J. Burgess (Tigers)
SCHOOL: Jacksonville University
HOW OBTAINED: Signed by the Tigers as a non-drafted free agent on July 7, 2020

RIGHTHANDED PITCHER

BORN: June 16, 1998 - Jacksonville, FL
RESIDENCE: Orange Park, FL

MCCALL, DYLAN

HEIGHT: 6-8
WEIGHT: 200
BATS: R
THROWS: R
RECOMMENDED/SIGNED BY: Joey Lothrop (Tigers)
SCHOOL: Jacksonville University
HOW OBTAINED: Signed by the Tigers as a non-drafted free agent on August 23, 2022

RIGHTHANDED PITCHER

BORN: March 19, 2004 - Fort Collins, CO
RESIDENCE: Fort Collins, CO

MCLAUGHLIN, JOE DIXSON (JD)

HEIGHT: 6-3
WEIGHT: 200
BATS: R
THROWS: R
RECOMMENDED/SIGNED BY: Joey Lothrop (Tigers)
SCHOOL: Central Arizona College
HOW OBTAINED: Selected by the Tigers in the 20th round of the 2021 MLB Draft

OUTFIELDER

BORN: December 28, 2000 - Meza, AZ
RESIDENCE: Chandler, AZ

MEDRANO, ABELARDO MOISES

HEIGHT: 6-2
WEIGHT: 180
BATS: L
THROWS: R
RECOMMENDED/SIGNED BY: Oliver Arias/Carlos Santana (Tigers)
HOW OBTAINED: Signed by the Tigers as a non-drafted free agent on January 15, 2023

OUTFIELDER

BORN: January 27, 2006 - Barcelona, Spain
RESIDENCE: Cotui, DR

MELLENDEZ, ANDERSON JOSE

HEIGHT: 6-1
WEIGHT: 170
BATS: R
THROWS: R
RECOMMENDED/SIGNED BY: Jesús Mendoza (Tigers)
HOW OBTAINED: Signed by the Tigers as a non-drafted free agent on December 12, 2019

RIGHTHANDED PITCHER

BORN: October 12, 2002 - Barquisimeto, VZ
RESIDENCE: Lara, VZ

TIGERS MINOR LEAGUE PLAYERS



MELTON, TROY EDWARD

HEIGHT: 6-4
 WEIGHT: 210
 RECOMMENDED/SIGNED BY: Steve Pack (Tigers)
 SCHOOL: San Diego State University
 HOW OBTAINED: Selected by the Tigers in the fourth round of the 2022 MLB Draft

RIGHTHANDED PITCHER

BORN: December 3, 2000 - Newport Beach, CA
 RESIDENCE: Anaheim, CA

MENDEZ, WUILBERTH JOSE

HEIGHT: 6-3
 WEIGHT: 150
 RECOMMENDED/SIGNED BY: Jesús Mendoza/Oscar Garcia (Tigers)
 HOW OBTAINED: Signed by the Tigers as a non-drafted free agent on January 16, 2023

RIGHTHANDED PITCHER

BORN: May 29, 2004 - Sucre, VZ
 RESIDENCE: Santa Lucia, VZ

MENDOZA, CARLOS EDUARDO

HEIGHT: 5-9
 WEIGHT: 165
 RECOMMENDED/SIGNED BY: Miguel Garcia/Jesus Mendoza/Rafael Gonzalez (Tigers)
 HOW OBTAINED: Signed by the Tigers as a non-drafted free agent on March 6, 2019

INFIELDER

BORN: December 14, 1999 - Miami, FL
 RESIDENCE: Ciudad Bolívar, VZ

MEYERS, CHRISTOPHER (CHRIS) MICHAEL

HEIGHT: 6-3
 WEIGHT: 215
 RECOMMENDED/SIGNED BY: Matt Lea (Tigers)
 SCHOOL: University of Toledo
 HOW OBTAINED: Selected by the Tigers in the 13th round of the 2021 MLB Draft

INFIELDER

BORN: April 28, 1999 - Miamisburg, OH
 RESIDENCE: Miamisburg, OH

MICHAEL, TREVIN CHRISTOPHER

HEIGHT: 6-2
 WEIGHT: 205
 RECOMMENDED/SIGNED BY: Steve Taylor (Tigers)
 SCHOOL: University of Oklahoma
 HOW OBTAINED: Selected by the Tigers in the 10th round of the 2022 MLB Draft

RIGHTHANDED PITCHER

BORN: September 15, 1997 - Oklahoma City, OK
 RESIDENCE: Piedmont, OK

MILLER, JAKE MICHAEL

HEIGHT: 6-1
 WEIGHT: 180
 RECOMMENDED/SIGNED BY: Austin Cousino (Tigers)
 SCHOOL: Valparaiso University
 HOW OBTAINED: Selected by the Tigers in the eighth round of the 2022 MLB Draft

LEFTHANDED PITCHER

BORN: June 27, 2001 - Suffern, NY
 RESIDENCE: Monroe, NY

MILLER, JOSEPH (JOE)

HEIGHT: 5-10
 WEIGHT: 190
 RECOMMENDED/SIGNED BY: Jim Bretz (Tigers)
 SCHOOL: University of Pennsylvania
 HOW OBTAINED: Selected by the Tigers in the 11th round of the 2022 MLB Draft

LEFTHANDED PITCHER

BORN: March 13, 2000 - Hatboro, PA
 RESIDENCE: Hatboro, PA

MOJICA, JIMMY WANDER

HEIGHT: 6-0
 WEIGHT: 175
 RECOMMENDED/SIGNED BY: Ramon Perez/Carlos Santana (Tigers)
 HOW OBTAINED: Signed by the Tigers as a non-drafted free agent on July 6, 2016

OUTFIELDER

BORN: May 4, 2000 - Santo Domingo Centro, DR
 RESIDENCE: Santo Domingo Este, DR

MONTAS, DONAL JOHAN

HEIGHT: 6-3
 WEIGHT: 190
 RECOMMENDED/SIGNED BY: Rodolfo Penalo (Tigers)
 HOW OBTAINED: Signed by the Tigers as a non-drafted free agent on March 18, 2022

RIGHTHANDED PITCHER

BORN: May 5, 2002 - Peralta, DR
 RESIDENCE: Peralta, DR

MONTERO, KEIDER EDUARDO

HEIGHT: 6-1
 WEIGHT: 213
 RECOMMENDED/SIGNED BY: Alejandro Rodriguez/Delvis Pacheco (Tigers)
 HOW OBTAINED: Signed by the Tigers as a non-drafted free agent on August 25, 2016

RIGHTHANDED PITCHER

BORN: July 6, 2000 - Santa Teresa del Tuy, VZ
 RESIDENCE: Maracay, VZ

MONTILLA, FRANYERBER JOSE

HEIGHT: 6-0
 WEIGHT: 160
 RECOMMENDED/SIGNED BY: Jesus Mendoza/Oscar Garcia (Tigers)
 HOW OBTAINED: Signed by the Tigers as a non-drafted free agent on January 17, 2022

INFIELDER

BORN: April 15, 2005 - Caracas, VZ
 RESIDENCE: Caracas, VZ

MONTILLA, HENRY JUNIOR

HEIGHT: 6-2
 WEIGHT: 175
 HOW OBTAINED: Signed by the Tigers as a Minor League free agent on May 4, 2022

RIGHTHANDED PITCHER

BORN: April 12, 2002 - Santo Domingo Centro, DR
 RESIDENCE: Haina, DR



TIGERS MINOR LEAGUE PLAYERS

MORENO, EDWIN ARMANDO

HEIGHT: 6-1
WEIGHT: 170
RECOMMENDED/SIGNED BY: Miguel Rodríguez (Tigers)
HOW OBTAINED: Signed by the Tigers as a non-drafted free agent on January 16, 2022

BATS: R
THROWS: R

RIGHTHANDED PITCHER

BORN: February 8, 2003 - Maracaibo, VZ
RESIDENCE: Barquisimeto, VZ

MORENO, FRANK ELVIS

HEIGHT: 6-2
WEIGHT: 155
RECOMMENDED/SIGNED BY: Jesús Mendoza/Delvis Pacheco (Tigers)
HOW OBTAINED: Signed by the Tigers as a non-drafted free agent on November 3, 2021

BATS: R
THROWS: R

RIGHTHANDED PITCHER

BORN: October 16, 2003 - Palo Negro, VZ
RESIDENCE: Palo Negro, VZ

MORENO, WILLIANDER JOSE

HEIGHT: 6-0
WEIGHT: 160
RECOMMENDED/SIGNED BY: Jesus Mendoza/Delvis Pacheco (Tigers)
HOW OBTAINED: Signed by the Tigers as a non-drafted free agent on January 12, 2018

BATS: R
THROWS: R

RIGHTHANDED PITCHER

BORN: March 13, 1999 - Distrito Girardot, VZ
RESIDENCE: Maracay, VZ

MOTA, ELISEO ANTONIO

HEIGHT: 6-2
WEIGHT: 185
RECOMMENDED/SIGNED BY: Oliver Arias/Carlos Santana (Tigers)
HOW OBTAINED: Signed by the Tigers as a non-drafted free agent n May 4, 2022

BATS: R
THROWS: R

RIGHTHANDED PITCHER

BORN: November 7, 2002 - Santo Domingo, DR
RESIDENCE: Santo Domingo, DR

MURR, AUSTIN MICHAEL

HEIGHT: 6-2
WEIGHT: 212
RECOMMENDED/SIGNED BY: Matt Zmuda (Tigers)
SCHOOL: North Carolina State University
HOW OBTAINED: Selected by the Tigers in the sixth round of the 2021 MLB Draft

BATS: L
THROWS: L

OUTFIELDER

BORN: January 26, 1999 - St. Paul, MN
RESIDENCE: Hastings, MN

NAVIGATO, ANDREW STEVEN

HEIGHT: 5-11
WEIGHT: 188
RECOMMENDED/SIGNED BY: Steve Taylor (Tigers)
SCHOOL: Oklahoma State University
HOW OBTAINED: Selected by the Tigers in the 20th round of the 2019 MLB Draft

BATS: R
THROWS: R

SHORTSTOP

BORN: May 28, 1998 - Riverside, CA
RESIDENCE: Riverside, CA

NIEPORTE, QUINCY

HEIGHT: 6-1
WEIGHT: 225
SCHOOL: Florida State University
HOW OBTAINED: Signed by the Tigers as a Minor League free agent on March 24, 2022

BATS: R
THROWS: R

INFIELDER

BORN: July 29, 1994 - Boca Raton, FL
RESIDENCE: Hobe Sound, FL

NÚÑEZ, HENDRY YOHAN

HEIGHT: 6-4
WEIGHT: 180
RECOMMENDED/SIGNED BY: Aldo Perez/Carlos Santana (Tigers)
HOW OBTAINED: Signed by the Tigers as a non-drafted free agent on July 17, 2017

BATS: R
THROWS: R

RIGHTHANDED PITCHER

BORN: July 22, 1999 - Santo Domingo Centro, DR
RESIDENCE: Los Alcarrizos, DR

OCHOA, JOSE MIGUEL

HEIGHT: 5-9
WEIGHT: 170
RECOMMENDED/SIGNED BY: Jesús Mendoza (Tigers)
HOW OBTAINED: Signed by the Tigers as a non-drafted free agent on July 25, 2019

BATS: R
THROWS: R

OUTFIELDER

BORN: July 25, 2003 - El Tigre, VZ
RESIDENCE: San Diego, VZ

OLIVA, ALBERT

HEIGHT: 6-2
WEIGHT: 194
RECOMMENDED/SIGNED BY: Joey Lothrop (Tigers)
SCHOOL: New Mexico Military Institute
HOW OBTAINED: Selected by the Tigers in the 19th round of the 2022 MLB Draft

BATS: R
THROWS: R

RIGHTHANDED PITCHER

BORN: October 18, 2002 - San Juan, PR
RESIDENCE: San Juan, PR

O'DOUGHLIN, JACK TE HAKI

HEIGHT: 6-5
WEIGHT: 210
RECOMMENDED/SIGNED BY: Kevin Hooker/Glenn Williams (Tigers)
HOW OBTAINED: Signed by the Tigers as a non-drafted free agent on July 16, 2016

BATS: L
THROWS: L

LEFTANDED PITCHER

BORN: March 14, 2000 - Adelaide, AUS
RESIDENCE: Adelaide, AUS

OROZCO, MAIKOL DE JESUS

HEIGHT: 5-11
WEIGHT: 175
RECOMMENDED/SIGNED BY: Jesus Mendoza/jose Zambrano (Tigers)
HOW OBTAINED: Signed by the Tigers as a non-drafted free agent on January 15, 2023

BATS: R
THROWS: R

INFIELDER

BORN: September 9, 2005 - Rio Tucani, VZ
RESIDENCE: Caja Seca, VZ

TIGERS MINOR LEAGUE PLAYERS



OSORIO, JAVIER ENRIQUE

HEIGHT: 6-0
WEIGHT: 165
RECOMMENDED/SIGNED BY: Jesus Mendoza/Oscar Garcia (Tigers)
HOW OBTAINED: Signed by the Tigers as a non-drafted free agent on January 15, 2022

BATS: R
THROWS: R

INFIELDER

BORN: March 29, 2005 - Caracas, VZ
RESIDENCE: Caracas, VZ

PACHECO, IZAAC KANE

HEIGHT: 6-4
WEIGHT: 225
RECOMMENDED/SIGNED BY: George Schaefer (Tigers)
SCHOOL: Friendswood HS (TX)
HOW OBTAINED: Selected by the Tigers in the second round of the 2021 MLB Draft

BATS: L
THROWS: R

INFIELDER

BORN: November 18, 2002 - Friendswood, TX
RESIDENCE: Friendswood, TX

PACKARD, BRYANT THOMAS

HEIGHT: 6-3
WEIGHT: 200
RECOMMENDED/SIGNED BY: Taylor Black (Tigers)
SCHOOL: East Carolina University
HOW OBTAINED: Selected by the Tigers in the fifth round of the 2019 MLB Draft

BATS: L
THROWS: R

OUTFIELDER

BORN: October 6, 1997 - Bremerton, WA
RESIDENCE: Greenville, NC

PARRA, JOSBEIKER ALEXANDER

HEIGHT: 6-3
WEIGHT: 160
RECOMMENDED/SIGNED BY: Oscar Garcia (Tigers)
SCHOOL: East Carolina University
HOW OBTAINED: Signed by the Tigers as a non-drafted free agent on November 30, 2022

BATS: R
THROWS: R

RIGHTHANDED PITCHER

BORN: February 25, 2005 - Guatire, VZ
RESIDENCE: Guatire, VZ

PATTEN, COLE RAYMOND

HEIGHT: 6-4
WEIGHT: 190
RECOMMENDED/SIGNED BY: Jim Bretz (Tigers)
SCHOOL: Villanova University
HOW OBTAINED: Selected by the Tigers in the 17th round of the 2022 MLB Draft

BATS: R
THROWS: R

RIGHTHANDED PITCHER

BORN: August 5, 1999 - Pompton Plains, NJ
RESIDENCE: Manasquan, NJ

PAULINO, FRANKLIN

HEIGHT: 6-3
WEIGHT: 160
RECOMMENDED/SIGNED BY: Rodolfo Penalo (Tigers)
HOW OBTAINED: Signed by the Tigers as a non-drafted free agent on May 27, 2022

BATS: R
THROWS: R

RIGHTHANDED PITCHER

BORN: July 24, 2003 - Santo Domingo Centro, DR
RESIDENCE: San Francisco de Macoris, DR

PELEGRÍN, CARLOS EMILIO

HEIGHT: 6-2
WEIGHT: 180
RECOMMENDED/SIGNED BY: Aldo Perez / Oliver Arias (Tigers)
HOW OBTAINED: Signed by the Tigers as a non-drafted free agent on January 15, 2021

BATS: R
THROWS: R

OUTFIELDER

BORN: June 21, 2000 - Pinar del Río, CU
RESIDENCE: Nizao, DR

PENA, CARLOS MANUEL

HEIGHT: 5-11
WEIGHT: 160
RECOMMENDED/SIGNED BY: Aldo Perez (Tigers)
HOW OBTAINED: Signed by the Tigers as a non-drafted free agent on March 6, 2019

BATS: L
THROWS: L

LEFTHANDED PITCHER

BORN: September 7, 1998 - Santiago de los Caballeros, DR
RESIDENCE: Hato Mayor, DR

PENA, VICTOR MANUEL

HEIGHT: 6-3
WEIGHT: 185
RECOMMENDED/SIGNED BY: Oliver Arias/Miguel Rodriguez (Tigers)
HOW OBTAINED: Signed by the Tigers as a non-drafted free agent on January 16, 2023

BATS: R
THROWS: R

RIGHTHANDED PITCHER

BORN: March 1, 2005 - Miches, DR
RESIDENCE: Miches, DR

PEREA, RANDY STIVEN

HEIGHT: 5-11
WEIGHT: 150
RECOMMENDED/SIGNED BY: Alejandro Rodriguez/Luis Molina (Tigers)
HOW OBTAINED: Signed by the Tigers as a non-drafted free agent on January 20, 2021

BATS: R
THROWS: R

OUTFIELDER

BORN: January 21, 2004 - Cali, COL
RESIDENCE: Cali, COL

PEREZ, CLEIVERTH LEONARDO

HEIGHT: 5-11
WEIGHT: 187
RECOMMENDED/SIGNED BY: Alejandro Rodriguez/Jesus Mendoza (Tigers)
HOW OBTAINED: Signed by the Tigers as a non-drafted free agent on July 6, 2016

BATS: L
THROWS: L

LEFTHANDED PITCHER

BORN: February 5, 2000 - Barquisimeto, VZ
RESIDENCE: Barquisimeto, VZ

PEREZ, CRISTIAN JOSE

HEIGHT: 5-11
WEIGHT: 190
RECOMMENDED/SIGNED BY: Oliver Arias/Carlos Santana (Tigers)
HOW OBTAINED: Signed by the Tigers as a non-drafted free agent on January 15, 2023

BATS: R
THROWS: R

OUTFIELDER

BORN: August 15, 2006 - San Juan de la Maguana, DR
RESIDENCE: San Juan de la Maguana, DR



TIGERS MINOR LEAGUE PLAYERS

PEREZ, FRANKLIN EDUARDO

HEIGHT: 6-3 BATS: R
WEIGHT: 225 THROWS: R

HOW OBTAINED: Acquired by the Tigers from Houston along with Daz Cameron and Jake Rogers in exchange for Justin Verlander on August 31, 2017

RIGHTHANDED PITCHER

BORN: December 6, 1997 - Valencia, VZ
RESIDENCE: Kissimmee, FL

PÉREZ, REYLIN ODALI

HEIGHT: 5-11 BATS: S
WEIGHT: 160 THROWS: R

RECOMMENDED/SIGNED BY: Aldo Pérez/Rodolfo Penalo (Tigers)

HOW OBTAINED: Signed by the Tigers as a non-drafted free agent on January 15, 2022

INFIELDER

BORN: October 5, 2004 - Azúa, DR
RESIDENCE: Azúa, DR

PETERS, DONALD (DJ) SCOTT

HEIGHT: 6-5 BATS: R
WEIGHT: 210 THROWS: R

SCHOOL: Western Nevada College

HOW OBTAINED: Signed by the Tigers as a Minor League free agent on February 1, 2023

OUTFIELDER

BORN: December 12, 1995 - Glendora, CA
RESIDENCE: Edmond, OK

PETTIT, ROBERT (RJ) GEORGE

HEIGHT: 6-9 BATS: R
WEIGHT: 280 THROWS: R

RECOMMENDED/SIGNED BY: Bryson Barber (Tigers)

SCHOOL: Charleston Southern University

HOW OBTAINED: Selected by the Tigers in the 14th round of the 2021 MLB Draft

RIGHTHANDED PITCHER

BORN: September 23, 1999 - Ft. Lauderdale, FL
RESIDENCE: Rock Hill, SC

PETRI, JORGER JOSE

HEIGHT: 5-10 BATS: L
WEIGHT: 155 THROWS: L

RECOMMENDED/SIGNED BY: Jesus Mendoza/Raúl Leiva (Tigers)

HOW OBTAINED: Signed by the Tigers as a non-drafted free agent on January 17, 2022

LEFTHANDED PITCHER

BORN: November, 3, 2004 - Villa de Cura, VZ
RESIDENCE: Anaco, VZ

PINALES, ERICK

HEIGHT: 6-2 BATS: R
WEIGHT: 190 THROWS: R

RECOMMENDED/SIGNED BY: Aldo Perez/Carlos Santana (Tigers)

HOW OBTAINED: Signed by the Tigers as a non-drafted free agent on January 19, 2018

INFIELDER

BORN: January 27, 1999 - San Cristobal, DR
RESIDENCE: San Cristobal, DR

PINTO, SANTIAGO JOSE

HEIGHT: 5-11 BATS: L
WEIGHT: 170 THROWS: L

RECOMMENDED/SIGNED BY: Jesus Mendoza/Jose Zambrano (Tigers)

HOW OBTAINED: Signed by the Tigers as a non-drafted free agent on January 16, 2023

OUTFIELDER

BORN: February 5, 2006 - Maracay, VZ
RESIDENCE: Maracay, VZ

PRIDGEN, PATRICK ALLEN

HEIGHT: 6-4 BATS: R
WEIGHT: 220 THROWS: R

RECOMMENDED/SIGNED BY: Nick Avila (Tigers)

SCHOOL: Florida International University

HOW OBTAINED: Selected by the Tigers in the 15th round of the 2022 MLB Draft

RIGHTHANDED PITCHER

BORN: March 26, 1999 - Houston, TX
RESIDENCE: Apple Valley, MN

QUEZADA, JUNIOR ALEXANDER

HEIGHT: 6-0 BATS: R
WEIGHT: 165 THROWS: R

RECOMMENDED/SIGNED BY: Aldo Pérez/Carlos Santana (Tigers)

HOW OBTAINED: Signed by the Tigers as a non-drafted free agent on January 15, 2022

OUTFIELDER

BORN: February 3, 2005 - Santo Domingo Este, DR
RESIDENCE: Santo Domingo, DR

RAMIREZ, WANMER LUIS

HEIGHT: 6-1 BATS: R
WEIGHT: 185 THROWS: R

RECOMMENDED/SIGNED BY: Rodolfo Penalo (Tigers)

HOW OBTAINED: Signed by the Tigers as a non-drafted free agent on February 19, 2022

RIGHTHANDED PITCHER

BORN: January 6, 2004 - Azua, DR
RESIDENCE: Azua, DR

RAMOS, ANDRES ALEJANDRO

HEIGHT: 5-11 BATS: R
WEIGHT: 180 THROWS: R

RECOMMENDED/SIGNED BY: Jesus Mendoza (Tigers)

HOW OBTAINED: Signed by the Tigers as a non-drafted free agent on May 16, 2022

RIGHTHANDED PITCHER

BORN: March 26, 2005 - Barquisimeto, VZ
RESIDENCE: Barquisimeto, VZ

REINA, JOSE HUMBERTO

HEIGHT: 6-2 BATS: R
WEIGHT: 160 THROWS: R

RECOMMENDED/SIGNED BY: Alejandro Rodriguez/Oscar Garcia (Tigers)

HOW OBTAINED: Signed by the Tigers as a non-drafted free agent on July 5, 2017

OUTFIELDER

BORN: February 28, 2001 - Caracas, VZ
RESIDENCE: Cua, VZ

TIGERS MINOR LEAGUE PLAYERS



REYES, ADINSO

HEIGHT: 6-1
 WEIGHT: 195
 RECOMMENDED/SIGNED BY: Aldo Perez (Tigers)
 HOW OBTAINED: Signed by the Tigers as a non-drafted free agent on July 2, 2018

BATS: R
 THROWS: R

INFIELDER

BORN: October 22, 2001 - Puerto Plata, DR
 RESIDENCE: Puerto Plata, DR

REYES, ANGEL MIGUEL

HEIGHT: 6-2
 WEIGHT: 200
 RECOMMENDED/SIGNED BY: Mike Smith (Tigers)
 SCHOOL: University of Science and Arts of Oklahoma
 HOW OBTAINED: Selected by the Tigers in the 19th round of the 2018 MLB Draft

BATS: R
 THROWS: R

RIGHTHANDED PITCHER

BORN: October 17, 1997 - Bayamon, PR
 RESIDENCE: Bayamon, PR

REYES, GABRIEL

HEIGHT: 6-1
 WEIGHT: 182
 RECOMMENDED/SIGNED BY: Aldo Perez/Oliver Arias/Carlos Santana (Tigers)
 HOW OBTAINED: Signed by the Tigers as a non-drafted free agent on February 15, 2020

BATS: L
 THROWS: L

LEFTHANDED PITCHER

BORN: July 1, 2003 - Azua, DR
 RESIDENCE: Azua, DR

RINCONES, DIEGO ALEJANDRO

HEIGHT: 6-0
 WEIGHT: 229
 HOW OBTAINED: Signed by the Tigers as a Minor League free agent on December 8, 2022

BATS: R
 THROWS: R

OUTFIELDER

BORN: June 14, 1999 - Ciudad Bolivar, VZ
 RESIDENCE: Heres, VZ

RIVAS, JOSE GREGORIO

HEIGHT: 5-11
 WEIGHT: 221
 RECOMMENDED/SIGNED BY: Jesus Mendoza/Delvis Pacheco (Tigers)
 HOW OBTAINED: Signed by the Tigers as a non-drafted free agent on November 22, 2018

BATS: R
 THROWS: R

RIGHTHANDED PITCHER

BORN: December 20, 2001 - Maracay, VZ
 RESIDENCE: Valencia, VZ

RODRIGUEZ, DEIBI JOSE

HEIGHT: 6-0
 WEIGHT: 175
 RECOMMENDED/SIGNED BY: Jesus Mendoza (Tigers)
 HOW OBTAINED: Signed by the Tigers as a non-drafted free agent on January 16, 2023

BATS: R
 THROWS: R

RIGHTHANDED PITCHER

BORN: December 9, 2005 - Estado Lara, VZ
 RESIDENCE: Carora, VZ

RODRIGUEZ, ERICK DANIEL

HEIGHT: 5-10
 WEIGHT: 218
 RECOMMENDED/SIGNED BY: Alejandro Rodríguez (Tigers)
 HOW OBTAINED: Signed by the Tigers as a non-drafted free agent on July 15, 2019

BATS: R
 THROWS: R

RIGHTHANDED PITCHER

BORN: March 21, 2002 - Minatitlán, MX
 RESIDENCE: Minatitlán, MX

RODRIGUEZ, JESUS ALBERTO

HEIGHT: 5-11
 WEIGHT: 145
 RECOMMENDED/SIGNED BY: Jesus Mendoza/Raul Leiva (Tigers)
 HOW OBTAINED: Signed by the Tigers as a non-drafted free agent on January 22, 2021

BATS: L
 THROWS: L

LEFTHANDED PITCHER

BORN: October 15, 2003 - Barcelona, VZ
 RESIDENCE: Barcelona, VZ

RODRIGUEZ, JUSTIN ALFONZO

HEIGHT: 5-10
 WEIGHT: 155
 RECOMMENDED/SIGNED BY: Jesus Mendoza/Delvis Pacheco (Tigers)
 HOW OBTAINED: Signed by the Tigers as a non-drafted free agent on January 16, 2021

BATS: R
 THROWS: R

INFIELDER

BORN: March 11, 2004 - Villa de Cura, VZ
 RESIDENCE: Villa de Cura, VZ

RODRIGUEZ, MOISÉS DAVID

HEIGHT: 6-2
 WEIGHT: 170
 RECOMMENDED/SIGNED BY: Jesus Mendoza (Tigers)
 HOW OBTAINED: Signed by the Tigers as a non-drafted free agent on March 14, 2019

BATS: R
 THROWS: R

RIGHTHANDED PITCHER

BORN: March 3, 2002 - Puerto Cabello, VZ
 RESIDENCE: Puerto Cabello, VZ

ROJAS, SAMUEL ISAÍAS

HEIGHT: 5-10
 WEIGHT: 190
 RECOMMENDED/SIGNED BY: Delvis Pacheco/Jesús Mendoza (Tigers)
 HOW OBTAINED: Signed by the Tigers as a non-drafted free agent on July 4, 2019

BATS: R
 THROWS: R

CATCHER

BORN: November 6, 2002 - Valencia, VZ
 RESIDENCE: Puerto Cabello, VZ

RONDON, NEWREMBERG

HEIGHT: 5-11
 WEIGHT: 187
 RECOMMENDED/SIGNED BY: Jesús Mendoza (Tigers)
 HOW OBTAINED: Signed by the Tigers as a non-drafted free agent on August 15, 2019

BATS: R
 THROWS: R

CATCHER

BORN: July 10, 2003 - San Felipe, VZ
 RESIDENCE: San Felipe, VZ



TIGERS MINOR LEAGUE PLAYERS

ROSA, DYLAN

HEIGHT: 6-1
WEIGHT: 210
RECOMMENDED/SIGNED BY: Jeff Kunkel (Tigers)
SCHOOL: Kent State University
HOW OBTAINED: Selected by the Tigers in the 18th round of the 2017 MLB Draft

BATS: R
THROWS: R

OUTFIELDER

BORN: June 27, 1996 - Chicago, IL
RESIDENCE: Homer Glen, IL

ROSOFF, JON

HEIGHT: 5-9
WEIGHT: 175
RECOMMENDED/SIGNED BY: Jim Bretz (Tigers)
SCHOOL: Army West Point
HOW OBTAINED: Signed by the Tigers as a non-drafted free agent on June 19, 2018

BATS: L
THROWS: R

CATCHER

BORN: November 14, 1994 - Chapel Hill, NC
RESIDENCE: Durham, NC

ROTHENBERG, MICHAEL (MIKE) RICHARD

HEIGHT: 6-3
WEIGHT: 215
RECOMMENDED/SIGNED BY: Matt Zmuda (Tigers)
SCHOOL: Duke University
HOW OBTAINED: Selected by the Tigers in the 12th round of the 2021 MLB Draft

BATS: S
THROWS: R

CATCHER

BORN: October 5, 1998 - Miami Beach, FL
RESIDENCE: Boynton Beach, FL

RUBALCABA, ALONZO

HEIGHT: 5-11
WEIGHT: 205
RECOMMENDED/SIGNED BY: Harold Zonder (Tigers)
SCHOOL: University of Kentucky
HOW OBTAINED: Signed by the Tigers as a non-drafted free agent on July 25, 2022

BATS: R
THROWS: R

CATCHER

BORN: February 22, 2000 - Redwood City, CA
RESIDENCE: Vacaville, VA

RUIZ, JUAN DANIEL

HEIGHT: 5-11
WEIGHT: 180
RECOMMENDED/SIGNED BY: Carlos Santana (Tigers)
HOW OBTAINED: Signed by the Tigers as a non-drafted free agent on February 14, 2022

BATS: R
THROWS: R

RIGHTHANDED PITCHER

BORN: November 3, 2003 - Sosua, DR
RESIDENCE: Sosua, DR

SALAS, ANIBAL ANTONIO

HEIGHT: 5-11
WEIGHT: 180
RECOMMENDED/SIGNED BY: Jesus Mendoza/Raul Leiva (Tigers)
HOW OBTAINED: Signed by the Tigers as a non-drafted free agent on January 15, 2023

BATS: S
THROWS: R

OUTFIELDER

BORN: September 30, 2005 - El Tigre, VZ
RESIDENCE: El Tigre, VZ

SALCEDO, KELVIS DANIEL

HEIGHT: 6-0
WEIGHT: 180
RECOMMENDED/SIGNED BY: Jesus Mendoza/Johan Acevedo (Tigers)
HOW OBTAINED: Signed by the Tigers as a non-drafted free agent on January 16, 2023

BATS: R
THROWS: R

RIGHTHANDED PITCHER

BORN: January 23, 2006 - Santa Barbara, VZ
RESIDENCE: Barinas, VZ

SALGADO, KENI YOHAN

HEIGHT: 6-2
WEIGHT: 165
RECOMMENDED/SIGNED BY: Jesus Mendoza/Delvis Pacheco (Tigers)
HOW OBTAINED: Signed by the Tigers as a non-drafted free agent on January 16, 2021

BATS: R
THROWS: R

RIGHTHANDED PITCHER

BORN: November 18, 2003 - Naguanagua, VZ
RESIDENCE: Naguanagua, VZ

SÁNCHEZ, HEISON EMILIO

HEIGHT: 6-0
WEIGHT: 170
RECOMMENDED/SIGNED BY: Aldo Pérez/Carlos Santana (Tigers)
HOW OBTAINED: Signed by the Tigers as a non-drafted free agent on January 15, 2022

BATS: L
THROWS: R

INFIELDER

BORN: September 6, 2004 - San Juan de la Maguana, DR
RESIDENCE: San Juan de la Maguana, DR

SANTANA, ANDY VLADIMIR

HEIGHT: 6-3
WEIGHT: 230
RECOMMENDED/SIGNED BY: Carlos Santana/Ramon Perez (Tigers)
HOW OBTAINED: Signed by the Tigers as a non-drafted free agent on August 26, 2016

BATS: R
THROWS: R

RIGHTHANDED PITCHER

BORN: October 27, 1999 - San Jose de Ocoa, DR
RESIDENCE: San Jose de Ocoa, DR

SANTANA, CRISTIAN ANDRES

HEIGHT: 6-0
WEIGHT: 170
RECOMMENDED/SIGNED BY: Aldo Perez/Carlos Santana (Tigers)
HOW OBTAINED: Signed by the Tigers as a non-drafted free agent on January 15, 2021

BATS: R
THROWS: R

INFIELDER

BORN: November 25, 2003 - Azua, DR
RESIDENCE: Azua, DR

SANTANA, MANUEL EMIL

HEIGHT: 6-0
WEIGHT: 175
RECOMMENDED/SIGNED BY: Aldo Pérez/Carlos Santana (Tigers)
HOW OBTAINED: Signed by the Tigers as a non-drafted free agent on January 15, 2022

BATS: R
THROWS: R

CATCHER

BORN: October 30, 2004 - Santo Domingo Centro, DR
RESIDENCE: Santo Domingo, DR

TIGERS MINOR LEAGUE PLAYERS



SCHULTZ, AUSTIN ERIC

HEIGHT: 5-10
WEIGHT: 195
RECOMMENDED/SIGNED BY: Harold Zonder (Tigers)
SCHOOL: University of Kentucky
HOW OBTAINED: Selected by the Tigers in the 10th round of the 2021 MLB Draft

BATS: R
THROWS: R

INFIELDER

BORN: February 21, 2000 - Lincoln, NE
RESIDENCE: Adams, NE

SEQUEIRA, GABRIEL FRANCISCO

HEIGHT: 6-0
WEIGHT: 205
RECOMMENDED/SIGNED BY: Ryan Johnson (Tigers)
SCHOOL: Texas Wesleyan University
HOW OBTAINED: Signed by the Tigers as a non-drafted free agent on July 10, 2020

BATS: L
THROWS: L

LEFTHANDED PITCHER

BORN: August 18, 1997 - Dallas, TX
RESIDENCE: Cypress, TX

SEQUERA, MANUEL ALEJANDRO

HEIGHT: 6-1
WEIGHT: 186
RECOMMENDED/SIGNED BY: Jesus Mendoza (Tigers)
HOW OBTAINED: Signed by the Tigers as a non-drafted free agent on July 3, 2019

BATS: R
THROWS: R

INFIELDER

BORN: September 28, 2002 - Barquisimeto, VZ
RESIDENCE: Cabudare, VZ

SERRETTI, DANIEL (DANNY)

HEIGHT: 6-0
WEIGHT: 195
RECOMMENDED/SIGNED BY: Matt Zmuda (Tigers)
SCHOOL: University of North Carolina
HOW OBTAINED: Selected by the Tigers in the sixth round of the 2022 MLB Draft

BATS: S
THROWS: R

INFIELDER

BORN: May 7, 2000 - Livingston, NJ
RESIDENCE: Tampa, FL

SIRIT, ROLANDO DAVID

HEIGHT: 6-3
WEIGHT: 208
RECOMMENDED/SIGNED BY: Jesus Mendoza/Oscar Garcia (Tigers)
HOW OBTAINED: Signed by the Tigers as a non-drafted free agent on July 4, 2018

BATS: R
THROWS: R

RIGHANDED PITCHER

BORN: November 12, 2001 - Puerto Cabello, VZ
RESIDENCE: Puerto Cabello, VZ

SMITH, DYLAN MIGUEL

HEIGHT: 6-2
WEIGHT: 175
RECOMMENDED/SIGNED BY: Mike Smith (Tigers)
SCHOOL: University of Alabama
HOW OBTAINED: Selected by the Tigers in the third round of the 2021 MLB Draft

BATS: R
THROWS: R

RIGHANDED PITCHER

BORN: May 28, 2000 - Huntsville, AL
RESIDENCE: Stafford, TX

STEPHENSON, SETH

HEIGHT: 5-9
WEIGHT: 165
RECOMMENDED/SIGNED BY: Harold Zonder (Tigers)
SCHOOL: University of Tennessee
HOW OBTAINED: Selected by the Tigers in the seventh round of the 2022 MLB Draft

BATS: R
THROWS: R

OUTFIELDER

BORN: January 10, 2001 - Austin, TX
RESIDENCE: San Marcos, TX

STUKA, THEODORE (TED) THOMAS

HEIGHT: 6-7
WEIGHT: 225
RECOMMENDED/SIGNED BY: Steve Pack (Tigers)
School: UC San Diego
HOW OBTAINED: Selected by the Tigers in the 14th round of the 2019 MLB Draft

BATS: R
THROWS: R

RIGHANDED PITCHER

BORN: May 13, 1997 - Newport Beach, CA
RESIDENCE: Newport Beach, CA

STUPP, COLE RICHARD

HEIGHT: 6-4
WEIGHT: 205
RECOMMENDED/SIGNED BY: Harold Zonder (Tigers)
School: University of Kentucky
HOW OBTAINED: Selected by the Tigers in the 12th round of the 2022 MLB Draft

BATS: R
THROWS: R

RIGHANDED PITCHER

BORN: November 10, 2000 - Chicago, IL
RESIDENCE: Iona, FL

TAMARA, MARTIN ELIAS

HEIGHT: 6-0
WEIGHT: 185
RECOMMENDED/SIGNED BY: Oliver Arias/Rodolfo Penalo (Tigers)
HOW OBTAINED: Signed by the Tigers as a non-drafted free agent on January 16, 2023

BATS: R
THROWS: R

CATCHER

BORN: February 5, 2004 - Sincelajo, COL
RESIDENCE: Sincelajo, COL

TAPIA, SERGIO RAFAEL

HEIGHT: 5-10
WEIGHT: 160
RECOMMENDED/SIGNED BY: Aldo Perez/Oliver Arias (Tigers)
HOW OBTAINED: Signed by the Tigers as a non-drafted free agent on March 6, 2019

BATS: R
THROWS: R

CATCHER

BORN: August 24, 2002 - San Cristóbal, DR
RESIDENCE: San Cristóbal, DR



TIGERS MINOR LEAGUE PLAYERS

TASSIN, BRYCE JOSEPH

HEIGHT: 6-2
WEIGHT: 215
RECOMMENDED/SIGNED BY: Mike Smith (Tigers)
SCHOOL: Southeastern Louisiana University
HOW OBTAINED: Selected by the Tigers in the 31st round of the 2019 MLB Draft

BATS: R
THROWS: R

RIGHTHANDED PITCHER

BORN: January 11, 1997 - Hammond, LA
RESIDENCE: Roseland, LA

TORRES, GABRIEL ALEXANDER

HEIGHT: 6-1
WEIGHT: 160
RECOMMENDED/SIGNED BY: Jesus Mendoza/Oscar Garcia (Tigers)
HOW OBTAINED: Signed by the Tigers as a non-drafted free agent on January 17, 2022

BATS: R
THROWS: R

RIGHTHANDED PITCHER

BORN: August 13, 2003 - Barinas, VZ
RESIDENCE: Caracas, VZ

TORTOSA, CRISTHIAN EDUARDO

HEIGHT: 6-4
WEIGHT: 246
RECOMMENDED/SIGNED BY: Alejandro Rodriguez/Delvis Pacheco (Tigers)
HOW OBTAINED: Signed by the Tigers as a non-drafted free agent on July 6, 2015

BATS: L
THROWS: L

LEFTHANDED PITCHER

BORN: October 30, 1998 - La Victoria, VZ
RESIDENCE: La Victoria, VZ

VALENCIA, EDUARDO ANDRÉS

HEIGHT: 6-2
WEIGHT: 233
RECOMMENDED/SIGNED BY: Aldo Perez/Carlos Santana (Tigers)
HOW OBTAINED: Signed by the Tigers as a non-drafted free agent on April 24, 2018

BATS: R
THROWS: R

CATCHER

BORN: January 25, 2000 - Valencia, VZ
RESIDENCE: Valencia, VZ

VALENTE, JOHN

HEIGHT: 5-11
WEIGHT: 190
RECOMMENDED/SIGNED BY: Jim Bretz (Tigers)
SCHOOL: St. John's University
HOW OBTAINED: Selected by the Tigers in the 21st round of the 2018 MLB Draft

BATS: S
THROWS: R

INFIELDER

BORN: June 23, 1995 - New Rochelle, NY
RESIDENCE: New Rochelle, NY

VALERO, MOISES LEANDRO

HEIGHT: 6-2
WEIGHT: 185
RECOMMENDED/SIGNED BY: Delvis Pacheco/Jesus Mendoza (Tigers)
HOW OBTAINED: Signed by the Tigers as a non-drafted free agent on August 15, 2019

BATS: R
THROWS: R

CATCHER

BORN: March 1, 2002 - Valencia, VZ
RESIDENCE: San Diego, VZ

VASQUEZ, LUIS MANUEL

HEIGHT: 6-4
WEIGHT: 180
RECOMMENDED/SIGNED BY: Oliver Arias/Carlos Santana (Tigers)
HOW OBTAINED: Signed by the Tigers as a non-drafted free agent on January 15, 2023

BATS: R
THROWS: R

RIGHTHANDED PITCHER

BORN: December 11, 2004 - Santo Domingo, DR
RESIDENCE: Santo Domingo, DR

VÉLIZ, FRANK ALEJANDRO

HEIGHT: 5-11
WEIGHT: 160
RECOMMENDED/SIGNED BY: Alejandro Rodriguez/Oscar Garcia (Tigers)
HOW OBTAINED: Signed by the Tigers as a non-drafted free agent on July 6, 2016

BATS: R
THROWS: R

INFIELDER

BORN: September 10, 1999 - Caracas, VZ
RESIDENCE: Petare, VZ

WALKER, MATTHEW (MATT) DAWSON

HEIGHT: 6-3
WEIGHT: 203
RECOMMENDED/SIGNED BY: Jeff Kunkel (Tigers)
SCHOOL: Illinois State University
HOW OBTAINED: Selected by the Tigers in the 12th round of the 2019 MLB Draft

BATS: L
THROWS: L

LEFTHANDED PITCHER

BORN: June 15, 1998 - Morris, IL
RESIDENCE: Morris, IL

WALKER, STEELE SIMONS

HEIGHT: 5-11
WEIGHT: 195
SCHOOL: University of Oklahoma
HOW OBTAINED: Acquired by the Tigers from San Francisco in exchange for cash considerations on November 15, 2022

BATS: L
THROWS: L

OUTFIELDER

BORN: July 30, 1996 - Prosper, TX
RESIDENCE: Mt. Pleasant, TX

WILLIAMS, CHRISTOPHER NAPOLEON

HEIGHT: 6-2
WEIGHT: 210
RECOMMENDED/SIGNED BY: Mike Smith (Tigers)
SCHOOL: William Carey University
HOW OBTAINED: Signed by the Tigers as a non-drafted free agent on July 27, 2022

BATS: L
THROWS: L

LEFTHANDED PITCHER

BORN: March 3, 2000 - Louisville, TX
RESIDENCE: Atlanta, GA

TIGERS MINOR LEAGUE PLAYERS



WORKMAN, GAGE

HEIGHT: 6-4

WEIGHT: 201

RECOMMENDED/SIGNED BY: Joey Lothrop (Tigers)

SCHOOL: Arizona State University

HOW OBTAINED: Selected by the Tigers in the fourth round of the 2020 MLB Draft

BATS: S

THROWS: R

INFIELDER

BORN: October 24, 1999 - Meza, AZ

RESIDENCE: Queen Creek, AZ

ZABALA, ANEURYS

HEIGHT: 6-3

WEIGHT: 260

HOW OBTAINED: Signed by the Tigers as a Minor League free agent on December 27, 2022

BATS: R

THROWS: R

RIGHTHANDED PITCHER

BORN: December 21, 1996 - Santo Domingo Centro, DR

RESIDENCE: Santo Domingo Centro, DR

SPRING TRAINING





PUBLIX FIELD AT JOKER MARCHANT STADIUM TIGERTOWN SPRING TRAINING IN LAKELAND, FLORIDA

FACTS AND FIGURES

Stadium Location: 2301 Lakeland Hills Blvd., Lakeland, FL 33805

Seating Capacity: 9,598

First Game: March 12, 1966 vs. Minnesota Twins

Playing Field Distances: Left Field Line, 340 feet; Center Field, 420 feet; Right Field Line, 340 feet.

The Detroit Tigers return to Spring Training in 2023 for their 87th season in Lakeland, and their 58th at Publix Field at Joker Marchant Stadium.

The Tigers first trained in Lakeland in 1934 at Henley Field before moving a mile north to Joker Marchant Stadium in 1966. In July 2014, the Tigers agreed to extend their relationship with Lakeland for 20 additional years, ensuring their winter home remains in Lakeland for an unprecedented 100 years, through 2036.

Marchant Stadium was named in honor of the late Joker Marchant, Lakeland's former parks and recreation director. The all-concrete grandstand of the stadium was built by the City of Lakeland at a cost of \$500,000, and originally seated 4,900 spectators. Expansion projects beginning in the early 1970s brought the capacity to 7,100, and was recently upped again to more than 9,500. Previous renovations have included the addition of lights that allowed the first night game to be played in Lakeland in 1972, and a food/picnic court that was added in 1994 to enhance the fan experience.

Thanks to the support of the City of Lakeland, Polk County, the State of Florida and Publix, Joker Marchant Stadium underwent significant renovations prior to the 2017 season, improving training facilities for players, meeting space for the coaching staff and the gameday experience for fans.

The Tigers have trained exclusively in Lakeland since 1934, except for a three-year wartime sabbatical to Evansville, IN, from 1943-45. The association between the Detroit Tigers and City of Lakeland remains the longest-lasting relationship between a Major League team and a current Spring Training host city.

The Tigers all-time record at Publix Field at Joker Marchant Stadium is 443-361-34 and 4,443,985 fans have paid to see Tigers Grapefruit League games since the park opened.

All-Time Tigers Spring Training Sites

1901	Detroit, MI	1913-15	Gulfport, MS	1930	Tampa, FL
1902	Ypsilanti, MI	1916-18	Waxahachie, TX	1931	Sacramento, CA
1903-04	Shreveport, LA	1919-20	Macon, GA	1932	Palo Alto, CA
1905-07	Augusta, GA	1921	San Antonio, TX	1933	San Antonio, TX
1908	Hot Springs, AR	1922-26	Augusta, GA	1934-42	Lakeland, FL
1909-10	San Antonio, TX	1927-28	San Antonio, TX	1943-45	Evansville, IN
1911-12	Monroe, LA	1929	Phoenix, AZ	1946-	Lakeland, FL

PUBLIX  **FIELD**
JOKER MARCHANT STADIUM



TIGERS SPRING TRAINING INFORMATION

ALL-TIME ATTENDANCE FIGURES

YEAR	HOME IN FL	ROAD IN FL	TOTAL	OTHER SITES	TOTAL
1966	27,808 (11)	28,180 (11)	55,988 (22)	66,359 (4)	122,347 (26)
1967	28,687 (14)	35,314 (13)	64,001 (27)	None	64,001 (27)
1968	30,259 (15)	37,943 (14)	68,101 (29)	None	68,101 (29)
1969	26,357 (11)	49,269 (14)	75,626 (25)	7,203 (1)	82,829 (26)
1970	28,677 (15)	32,847 (13)	61,524 (28)	None	61,524 (28)
1971	28,620 (14)	41,231 (13)	69,851 (27)	16,684 (2)	86,535 (29)
1972	38,597 (15)	32,035 (10)	70,632 (25)	None	70,632 (25)
1973	42,159 (15)	41,485 (12)	83,742 (27)	None	83,742 (27)
1974	37,408 (13)	37,127 (11)	74,535 (24)	11,183 (3)	85,718 (27)
1975	54,654 (18)	42,034 (14)	96,688 (32)	None	96,688 (32)
1976	31,805 (10)	15,488 (6)	47,293 (16)	None	47,293 (16)
1977	55,770 (16)	43,393 (12)	99,163 (28)	None	99,163 (28)
1978	66,771 (14)	48,438 (12)	115,209 (26)	14,131 (1)	129,340 (27)
1979	63,326 (14)	48,758 (12)	112,084 (26)	None	112,084 (26)
1980	47,912 (10)	45,334 (11)	93,246 (21)	19,044 (2)	112,290 (23)
1981	62,143 (17)	58,765 (17)	120,908 (34)	None	120,908 (34)
1982	69,053 (16)	44,111 (11)	113,164 (27)	None	113,164 (27)
1983	56,926 (14)	46,938 (11)	103,864 (25)	None	103,864 (25)
1984	70,867 (15)	57,471 (13)	128,338 (28)	None	128,338 (28)
1985	84,850 (15)	72,433 (14)	157,283 (29)	19,659 (1)	176,942 (30)
1986	86,764 (15)	68,101 (15)	154,865 (30)	None	154,865 (30)
1987	65,264 (13)	77,571 (16)	142,835 (29)	None	142,835 (29)
1988	92,328 (15)	72,377 (14)	164,705 (30)	None	164,705 (30)
1989	107,507 (17)	80,523 (15)	188,030 (32)	None	188,030 (32)
1990	26,606 (7)	28,569 (9)	55,175 (16)	None	55,175 (16)
1991	85,191 (15)	88,490 (16)	173,681 (31)	None	173,681 (32)
1992	88,700 (14)	86,431 (15)	175,131 (29)	7,218 (1)	182,349 (30)
1993	88,810 (15)	78,770 (14)	167,580 (29)	88,272 (2)	255,852 (31)
1994	87,835 (14)	83,690 (14)	171,525 (28)	26,662 (2)	198,187 (30)
1995	39,179 (19)	42,560 (20)	81,739 (39)	5,975 (1)	87,714 (40)
1996	74,164 (13)	68,933 (16)	143,097 (29)	-----*	143,097 (31)
1997	69,544 (14)	64,198 (15)	133,742 (29)	17,612 (2)	151,354 (31)
1998	77,242 (16)	80,230 (16)	157,472 (32)	8,166 (1)	165,638 (33)
1999	80,440 (15)	76,120 (15)	156,560 (30)	8,816 (1)	165,376 (31)
2000	88,559 (17)	69,106 (14)	157,665 (31)	None	157,665 (31)
2001	75,318 (16)	58,033 (12)	133,351 (28)	None	133,351 (28)
2002	76,789 (19)	64,931 (14)	141,720 (33)	None	141,720 (33)
2003	71,864 (15)	89,083 (16)	160,947 (31)	None	160,947 (31)
2004	85,045 (18)	95,549 (16)	180,594 (34)	None	180,594 (34)
2005	104,808 (17)	82,171 (14)	186,979 (31)	None	186,979 (31)
2006	92,713 (19)	89,167 (17)	181,881 (36)	None	181,881 (36)
2007	122,074 (18)	114,877 (17)	236,951 (35)	None	236,951 (35)
2008	126,124 (17)	89,424 (11)	215,548 (31)	61,906 (2)	277,454 (33)
2009	117,724 (19)	97,855 (15)	215,579 (34)	28,085 (2)	243,664 (36)
2010	115,170 (16)	95,562 (15)	210,732 (31)	36,235 (2)	246,967 (33)
2011	122,827 (18)	101,901 (17)	224,728 (35)	None	224,728 (35)
2012	138,363 (18)	115,437 (16)	253,800 (34)	12,000 (1)	265,800 (35)
2013	139,935 (18)	125,697 (17)	265,632 (35)	None	265,632 (35)
2014	116,226 (15)	102,455 (14)	218,681 (29)	None	218,681 (29)
2015	134,377 (17)	131,899 (18)	266,276 (35)	None	266,276 (35)
2016	116,061 (15)	108,583 (15)	224,644 (30)	None	224,644 (30)
2017	127,345 (17)	128,409 (20)	255,754 (37)	None	255,754 (37)
2018	111,561 (17)	103,121 (16)	214,682 (33)	None	214,682 (33)
2019	107,523 (16)	112,052 (17)	219,575 (33)	None	219,575 (33)
2020	61,720 (10)	51,057 (10)	123,449 (21)	10,672 (1)	134,121 (22)
2021	32,907 (16)	23,828 (13)	56,735 (29)	None	56,735 (29)
2022	42,158 (9)	44,663 (9)	86,821 (18)	None	86,821 (18)

Number of games played in parenthesis

*1996 - No attendance figures kept for two games in Nashville, TN

TIGERS SPRING TRAINING ATTENDANCE RECORDS

SPRING SEASON ATTENDANCE RECORDS			TOP FIVE CROWDS - PUBLIX FIELD AT JOKER MARCHANT STADIUM			
Category	Date	Total	Rank	Total	Date	Opponent
Florida Season Total	2015	266,276	1	10,451	3/29/2013	Tampa Bay
Overall Total	2008	277,454	2	10,307	3/15/2011	Boston
Other Site Total	1993	88,272	3	10,219	3/27/2010	New York (AL)
Home	2013	139,935	4	10,115	3/24/2012	New York (AL)
Road	2015	131,899	5	10,084	3/23/2013	New York (AL)

YEAR-BY-YEAR SPRING TRAINING EXHIBITION RECORDS

(Games vs. 'B' teams, Minor League teams or colleges not included)									
YEAR	HOME	ROAD	W-L	Pct.	Other Sites	Total	Pct.	vs. AL	vs. NL
1966	7-4	6-5	13-9	.591	0-3	13-12	.520	6-5	7-7
1967	8-6	6-7	14-13	.519	None	14-13	.519	9-8	5-5
1968	9-6	5-9	14-15	.483	None	14-15	.483	7-6	7-9
1969	7-4	2-12	9-16	.360	0-1	9-17	.346	3-6	6-11
1970	7-8	5-8	12-16	.429	None	12-16	.429	8-6	4-10
1971	8-6	5-8	13-14	.481	0-2	13-16	.448	6-6	7-10
1972	12-3	4-6	16-9	.640	None	16-9	.640	7-6	9-3
1973	11-3	3-9	14-12	.538	None	14-12	.538	4-6	10-6
1974	7-6	4-7	11-13	.458	1-2	12-15	.444	4-5	8-10
1975	7-11	6-8	13-19	.406	None	13-19	.406	5-8	8-10
1976	5-6	3-3	8-9	.471	None	8-9	.471	4-2	4-7
1977	7-9	8-4	15-13	.536	None	15-13	.536	9-5	6-8
1978	11-3	7-5	18-8	.692	0-1	18-9	.667	9-3	9-6
1979	7-6-1	8-4	15-10-1	.596	None	15-10-1	.596	7-5-1	8-5

TIGERS SPRING TRAINING INFORMATION



Year	Home	Road	W-L	Pct.	Other sites	Total	Pct.	vs. AL	vs. NL
1980	4-6	5-6	9-12	.429	1-1	10-13	.435	5-7	5-6
1981	13-4	10-7	23-11	.676	None	23-11	.676	9-7	14-4
1982	8-8	3-8	11-16	.407	None	11-16	.407	7-8	4-8
1983	8-6	5-6	13-12	.520	None	13-12	.520	8-6	5-6
1984	7-8	4-9	11-17	.393	None	11-17	.393	5-8	6-9
1985	8-7	8-6	16-13	.552	0-1	16-14	.533	8-7	8-7
1986	10-5	8-6-1	18-11-1	.617	None	18-11-1	.617	12-7	6-4-1
1987	6-7	3-13	9-20	.310	None	9-20	.310	8-8	1-11
1988	8-8	3-11	11-19	.367	None	11-19	.367	6-14	5-5
1989	8-9	7-7-1	15-16-1	.484	None	15-16-1	.484	11-9	4-7-1
1990	3-2-2	3-6	6-8-2	.438	None	6-8-2	.438	3-4-2	3-4
1991	3-11-1	4-11	8-22-1	.274	None	8-22-1	.274	4-12	4-10-1
1992	7-7	8-7	15-14	.517	0-1	15-15	.500	5-7	10-8
1993	5-9-1	3-11	8-20-1	.293	0-2	8-22-1	.274	4-12	4-10-1
1994	8-5-1	4-9-1	12-14-2	.464	0-1-1	12-15-3	.450	7-11-2	5-4-1
1995	11-8	4-16	15-24	.385	0-1	15-25	.375	8-14	7-11
1996	9-5	8-5-1	17-10-1	.625	3-0	20-10-1	.661	8-6	12-4-1
1997	7-6-1	4-11	11-17-1	.397	1-1	12-18-1	.403	8-7-1	4-11
1998	11-5	6-8-2	17-13-2	.563	0-1	17-14-2	.545	14-4-1	3-10-1
1999	9-5	6-9	15-14	.517	0-1	15-15	.500	10-8	5-7
2000	11-4-1	4-10	15-14-1	.517	None	15-14-1	.517	10-5-1	5-9
2001	6-9	7-5	13-14	.481	None	13-14	.481	9-6	4-8
2002	10-7	6-8	16-15	.516	None	16-15	.516	8-9	8-6
2003	5-8-1	4-11-1	9-19-2	.303	None	9-19-2	.303	5-9-1	4-10-1
2004	7-9-1	7-8-1	14-17-2	.452	None	14-17-2	.452	3-8-2	11-9
2005	8-7-1	5-7-2	13-14-3	.481	None	13-14-3	.481	4-6-2	9-8-1
2006	10-6-1	8-9	18-15-1	.545	None	18-15-1	.545	8-8-0	10-7-1
2007	10-5-2	11-5-1	21-10-2	.677	None	21-10-2	.677	7-4-1	14-6-2
2008	8-5-3	7-9	15-14-3	.517	None	15-14-3	.517	3-6-2	12-8-1
2009	10-5-1	5-12	15-17-1	.469	None	15-17-1	.469	5-5	10-12-1
2010	11-4	7-8-2	18-12-2	.600	None	18-12-2	.600	8-5-1	10-7-1
2011	8-9	12-5	20-14	.588	None	20-14	.588	8-5	12-9
2012	10-4-3	10-4-2	20-8-5	.714	None	20-8-5	.714	5-3-1	15-5-4
2013	8-8-1	11-6-1	19-14-2	.575	None	19-14-2	.575	6-7-1	13-7-1
2014	8-7	7-5-2	15-12-2	.552	None	15-12-2	.552	5-4-1	10-8-1
2015	7-9-1	5-11-2	12-20-3	.375	None	12-20-3	.375	6-8	6-12-3
2016	11-4	7-7-1	18-11-1	.621	None	18-11-1	.621	6-6	12-5-1
2017	7-10	7-11-2	14-21-2	.405	None	14-21-2	.405	5-10	9-11-2
2018	6-7-4	7-8-1	13-15-5	.470	None	13-15-5	.470	7-7-2	6-8-3
2019	8-6-2	7-9-1	15-15-3	.500	None	15-15-3	.500	8-7-2	7-8-1
2020	4-5-2	4-4	8-9-2	.474	0-1	8-10-2	.450	3-8-1	5-2-1
2021	8-6-1	5-6-3	13-12-4	.520	None	13-12-4	.520	6-8-4	7-4
2022	3-4-2	4-5	7-9-2	.437	None	7-9-2	.437	5-6	2-3-2

SPRING TRAINING

COMERICA PARK





COMERICA PARK HOME OF THE DETROIT TIGERS

FACTS AND FIGURES

Location: 2100 Woodward Avenue, Detroit, MI, 48201

Seating Capacity: 40,988

First Game: April 11, 2000 vs. Seattle Mariners

Playing Field Distances: Left Field Line, 342 feet; Left-Center Power Alley, 370 feet; Center Field, 412 feet; Right-Center Power Alley, 365 feet; Right Field Line, 330 feet.

Playing Field Fences: The left field fence is six feet, 10 inches high. Starting with the 2023 season, the center field wall was lowered from 8.5 feet to seven feet, the right-center field wall was lowered from 13 to seven feet, and the right field wall was lowered from 8.5 feet to seven feet high.

Area: The ballpark itself encompasses over 788,000 square feet. Including the outbuildings, the total square footage is over one million.

Lighting: Comerica Park contains 16 light towers, each standing five stories tall and containing a total of 840 light fixtures. In 2023, Comerica Park replaced 840 metal-halide fixtures with 472 LED fixtures. (424 White LED Field Lights, and 48 RGBW LED Lights). The newly installed system includes 48 color-changing, red-green-blue-white (RGBW) LED fixtures strategically located throughout the stadium's light towers to illuminate the playing surface. Light Quality – the 424 LED fixtures produce a whiter and more uniform light on the field, improving the visibility for players when tracking the ball.

Dugouts: Connected to clubhouses by tunnels. Visitors on first base side, home on third base side.

Comerica Park is home to the Detroit Tigers, a charter member of the American League and one of the most storied franchises in Major League Baseball. The opening of the park on April 11, 2000 ushered in a new era of baseball in Detroit, featuring a multi-faceted fan experience in one of the premier venues in professional sports. Comerica Park was designed with fans in mind, and provides a one-of-a-kind experience for visitors of all ages.

THE DISTRICT DETROIT

The District Detroit is a premier sports and entertainment destination unlike any other in the country. This one-stop shop for dining, sports and live entertainment offers eventgoers, residents and visitors a dynamic environment to live, work and play. The area features three major, multi-use venues and all four of the city's largest professional sports teams within walking distance of one another. Venues include the award-winning Little Caesars Arena, home of the Detroit Red Wings, Detroit Pistons and world-class entertainment, Comerica Park, home to the Detroit Tigers, and the Detroit Lions' Ford Field. The Fox Theatre, Detroit's crown jewel, continues to be one of the most iconic theaters and music venues in the world. The District Detroit is an ideal landing spot for guests to connect and celebrate before, during or after an event, and offers something for everyone.

THE CONCOURSES

Comerica Park's concourses are among the most generous of any sporting venue. The minimum width of the main concourse is 40 feet, though it becomes wider in many areas. The upper concourse is approximately 34 feet wide. Concourses at old Tiger Stadium were between 17 and 27 feet on the lower level, 11 feet behind the last row of the lower deck and 11 feet in the upper level.

THE WALK OF FAME

Fans are treated to a tour through the rich history of Detroit Tigers baseball as they walk through the main concourse at Comerica Park. The concourse is divided into a chronology of Tigers history, complete with artifacts and exhibits. Decade monuments covering two decades each are placed along the concourse, towering from floor to ceiling and featuring rich memories from each era.



COMERICA PARK

CONCESSIONS FACILITIES AND FOOD COURT


Typical ballparks have a point of sale (register) for every 200 fans; Comerica Park abbreviates the wait with one point of sale for every 125 fans. Among the many tantalizing food options are the Brushfire Grill behind third base and the Comerica Bank Big Cat Court behind first base, each featuring a wide range of snacks, sandwiches, frozen treats and other great munchies. Comerica Park is a cashless facility. Guests may remit cash for a prepaid debit card at Comerica Bank Cash2Card machines located throughout the ballpark.

MOBILE WALLET

As part of the Comerica Bank Park Perks program, Comerica Bank customers who upload their debit or credit card to the Comerica Bank Mobile Wallet located in the MLB Ballpark App will receive a \$25 credit towards their order-ahead or in-seat delivery purchase! Please note: in-seat delivery is only accessible for Tiger Den and On-Deck Circle seat locations.

THE SCOREBOARD

One of the most stunning features at Comerica Park is the high definition LED video board in left field. The Daktronics board measures approximately 48 feet high and 127 feet wide, and utilizes the latest in LED technology to offer excellent clarity and contrast of video images. In addition to the main board, a five-foot high and 100-foot wide LED display is positioned beneath the main board to provide pitcher statistics and other information. The state-of-the-art technology continues on top of the board with a script Tigers logo that utilizes LED technology, allowing the lettering to change color and be animated for special events throughout the season.



FAMILY ENTERTAINMENT

In the middle of the Comerica Bank Big Cat Court, the Hi-Chew Carousel is available for the young and young-at-heart, with patrons riding atop tigers instead of horses. Also, the Fly Ball Ferris Wheel, a baseball-themed ferris wheel, is located in the Brushfire Grill. The stunning Chevrolet Fountain above center field synchronizes music and light to spraying fountains of water. Enjoying these rides will be cashless only in 2023.

SEATING LEVELS AND CAPACITIES

There are approximately 23,000 seats in the lower bowl of Comerica Park, and 2,000 in the two Gallagher Suite Levels. There are roughly 12,000 in the main upper deck. The upper deck in this level is approximately 15 feet lower, and closer to the field than the main upper deck.

PREMIUM SEATING AREAS

Comerica Park features four premium seating areas. Located at the upper rows of the lower bowl, the Tiger Den resembles the fashionable boxes at old-time sporting venues with movable chairs. A private lounge is available for patrons. Another premium seating area is located in the lowest rows of the lower bowl, called On-Deck Circle seats. Additionally, there are two Gallagher Suite Levels, which includes several party suites that are available for individual game rental.

EXTENDED PROTECTIVE NETTING

Installed prior to the 2018 season, Comerica Park features a new and enhanced protective netting system, which extends from sections 140 to 116. The enhanced netting covers a much greater area than previously and is some of the thinnest in baseball, reflecting the organization's commitment to providing a fan-friendly, safe and enjoyable experience at a Tigers game.

COMERICA PARK STATUES

Comerica Park features larger-than-life sculptures of six Tigers legends, which overlook the field from the left field concourse. The sculptures feature Ty Cobb, Charlie Gehringer, Hank Greenberg, Willie Horton, Al Kaline and Hal Newhouser. They were designed by sculptor Omri Amrany, and were cast in stainless steel. Gate A features a sculpture of Hall of Fame broadcaster Ernie Harwell, greeting fans as they enter Comerica Park.

MOTORCITY CASINO HOTEL TIGER CLUB

The MotorCity Casino Hotel Tiger Club features approximately 20,000 square feet of entertainment space. There is seating for 300 patrons with a view of right field, a bar for 200, the Witherell Lounge and a banquet facility.

JIM BEAM CHAMPIONS CLUB

The Jim Beam Champions Club combines the perks of luxury seating with an open and relaxed lounge atmosphere. The Jim Beam Champions Club opened in 2006 and is located on the suite level down the left field line.

LITTLE CAESARS PARTY SUITES

The Little Caesars Party Suites debuted in 2021 and are located at suites 250 & 251. Combined, the suites can hold up to 70 guests and provide an immersive look into the combined histories of Little Caesars Pizza, the Detroit Tigers and Detroit as a city. Since 2022, single game leases of the Little Caesars Party Suites includes exclusive menu offerings. Contact us at 313-471-2260 to learn more!

THE COMERICA LANDING

Ahead of the 2023 season, the Comerica Landing underwent an extensive renovation, including the addition of the Lite Lounge, featuring a unique social setting with a relaxed outdoor environment which amplifies the Miller Lite Pitcher's Pub. Fans in this area can sit comfortably in high-end outdoor furniture, with a nearby fire feature, big flat screen TVs, and enjoy a ballgame.

THE CHEVROLET PAVILION

The Chevrolet Pavilion features 1,800 square feet of entertainment space under the scoreboard in left field, near the Gallagher Entry. It offers a variety of food, beverage and bar options, including Atwater Brewery selections. The Chevrolet Pavilion provides a relaxing atmosphere with excellent views of the field, and multiple TVs to catch the action.



MILLER LITE PITCHER'S PUB

The Miller Lite Pitcher's Pub is open to the public and located on the Comerica Landing in right field. Boasting a fun and relaxed atmosphere, flat screen TVs, and decor celebrating Detroit Tigers pitchers past and present, this is a great destination for a bite to eat and a beverage.

BLUE MOON BASES LOADED BAR

Located behind section 330, the Blue Moon Brew House delivers features such as lounge seating, private restrooms, and excellent beverage offerings. This upper deck lounge is air conditioned, heated and open to the public.

MOTORCITY CASINO HOTEL OFF-RAMP BAR

The MotorCity Casino Hotel Off-Ramp Bar features an over 50-foot bar with various beer selections on tap and nine large screens, creating the ultimate viewing experience of the scoreboard feed during the game and inning breaks. Located next to the Comerica Bank Big Cat Court, the bar is also accessible from all levels via ramp.

THE VIZZY HARD SELTZER VIEW

Located above the Miller Lite Pitcher's Pub in right field, the Vizzy Hard Seltzer View offers a panoramic view of Comerica Park and is open to the public, but is available for groups to purchase.

ABSOLUT BEVERAGES

Located at Section 141, Absolut Beverages offers a variety of frozen daiquiris, cold beer, and limited specialty cocktails.

MEIJER MARKET

Located at Section 143, the new Meijer Market featuring Green Dot Stables offers a large variety of sliders and fries, as well as cold beverages and packaged snacks.

MILLER LITE MARKET & BLUE MOON BISTRO

The Miller Lite Market & Blue Moon Bistro across from the Chevrolet Pavilion are the best spots to quickly grab food or beverage throughout the game. The Miller Lite Market, located at section 149, will now feature Taqueria El Rey. Blue Moon Bistro is located at section 151.

GATED ENTRANCES

There are four gated entrances to Comerica Park: Comerica Entry, Rocket Mortgage Entry, Gallagher Entry, and Gate D with each featuring attractions on a grand scale. Among the features are immense 80-foot high baseball bats framing the gates, tiger sculptures and Pewabic tile accents.

MOBILE-ONLY ENTRY

Comerica Park employs mobile ticketing as the primary method of entry for all games at the ballpark. Tigers fans can enter the ballpark utilizing the easy-to-use Major League Baseball Ballpark App, which has emerged as the preeminent application for buying, selling or transferring baseball tickets across MLB. Further, in cooperation with our partners at StubHub, fans also have the option to use the StubHub App to enter the ballpark.

FANTASTIC FIREWORKS

Not only is Comerica Park known for explosive action on the field, but also in the skies above. Beginning shortly after the park opened in 2000, fantastic fireworks displays have been held on select Fridays throughout the season, adding unrivaled value and fun to an already exciting atmosphere.

SPECIAL NEEDS ACCESS

Comerica Park complies with all guidelines of the ADA. In completing the facility, the Tigers worked extensively with organizations including The Paralyzed Veterans of America's Michigan Chapter and the Michigan Commission for the Blind to ensure accessibility for all fans and a great baseball experience for guests who enter Comerica Park. Comerica Park has also partnered with Kulture City to provide sensory-friendly amenities and accessories which are available to fans at the Guest Services Office at Section 130.

THE TEAM

The design team of HOK Sport and the Detroit-based Smith, Hinchman and Grylls served as architects for Comerica Park, while Huber, Hunt & Nichols, Inc., Turner Construction Company and White Construction Company joined forces to form Hunt-Turner-White as construction management team. Private financing accounts for more than 60 percent of Comerica Park, with partners including the Tigers and a bank syndicate led by Sumitomo Bank, Limited, Societe General, First Chicago NBD, Provident Bank of Maryland, First of America Bank, Standard Federal Bank and Michigan National Bank. Public financing participants include the Michigan Strategic Fund (infrastructure), City of Detroit Downtown Development Authority and Wayne County.


NON-PERMITTED ITEMS

Items prohibited from Comerica Park include, but are not limited to the following:

- Aerosol cans (hairspray, mace, pepper spray, etc.). Aerosol sunscreen is allowed
- Animals (except ADA compliant service animals or service animals in training)
- To create a safe and distanced entrance process for fans, no bags can be brought into Comerica Park (exceptions: medical or diaper bags)
- Baseball bats of any size. Souvenir bats purchased in the park must be checked at Guest Services office
- Beach balls or other inflatable items
- No outside food or beverage
- Bottles (glass or plastic; except factory sealed clear bottles of unflavored water). Empty refillable plastic water bottles are allowed.
- Brooms
- Fireworks, firearms or other weapons
- Fishing nets or poles
- Frisbees
- Hard sided cups, thermos or coolers
- Knives of any size, shape or variety (box cutters, scissors, etc.)
- Laser devices/pointers
- Marijuana or illegal narcotics, including accessories or paraphernalia associated with marijuana or illegal narcotics use.
- Markers and paint
- Masks, helmets, or any costume items that cover the face.
- Noisemaking devices: air horns, bullhorns, thunder sticks, cowbells, bells, horns, kazoo's, whistles and other noisemakers
- Non-baseball related signs
- Objects that can be used as missiles or projectiles: sticks, bats, clubs, frisbees, beachballs
- Selfie sticks
- Skateboards, rollerblades, hoverboards, segways, scooters
- Squirt guns of any kind
- Sticks, including signs attached to sticks
- Stools, folding chairs or back supports
- Umbrellas-no large or golf size umbrellas. Only small collapsible umbrellas allowed.
- Unmanned aerial vehicle (i.e. drones)

A complete list of prohibited items is available at tigers.com.

Items from the above list should be returned to your vehicle or discarded. All fans are subject to security screening procedures prior to entering the ballpark.





2012 World Series

MOMENTS IN COMERICA PARK HISTORY

In 2023, Comerica Park is entering its 24th season as the home of the Detroit Tigers. Over two decades, Comerica Park has seen many exciting moments that are part of the fabric of Detroit baseball history.

MIDSUMMER CLASSIC RETURNS TO MOTOWN

The first marquee Major League Baseball event to take place at Comerica Park was the 2005 Major League Baseball All-Star Game. It marked the fourth All-Star game in Detroit, and the first since 1971. The American League defeated the National League, 7-5, behind home runs from Mark Teixeira and Miguel Tejada. In the home run derby, Bobby Abreu set a then-Major League record, belting 24 home runs in the first round, and 41 home runs over the course of the contest.

PLAYOFF BASEBALL COMES TO COMERICA PARK

After clinching the American League Wild Card during the regular season and opening the 2006 playoffs at Yankee Stadium, the first postseason game in the history of Comerica Park was played on October 6, 2006. The Tigers defeated the Yankees, 6-0, and went on to win five of the six games held at Comerica Park during the 2006 playoffs.

MAGGLIO ORDOÑEZ BELTS HISTORIC HOME RUN TO SEND TIGERS TO THE FALL CLASSIC

Tigers right fielder Magglio Ordoñez stepped to the plate in the bottom of the ninth inning with the score tied at three in Game Four of the 2006 American League Championship Series. He belted a Huston Street offering into the Detroit sky for a game-ending, three-run home run, propelling the Tigers to the club's first World Series berth since 1984.



WORLD SERIES BASEBALL AT COMERICA PARK

The Tigers have appeared in the World Series twice since Comerica Park opened in 2000. The Tigers split two games with the St. Louis Cardinals in the 2006 World Series, and lost both games to the San Francisco Giants in the 2012 World Series at Comerica Park.

VERLANDER FIRES SIXTH NO-HITTER IN FRANCHISE HISTORY

Justin Verlander fired the sixth no-hitter in franchise history on June 12, 2007, in a 4-0 victory over the Milwaukee Brewers. It marked the first no-hitter at Comerica Park, and the first no-hitter by a Tigers pitcher in Detroit since Virgil Trucks on May 15, 1952, at Briggs Stadium.

MIGUEL CABRERA JOINS THE 3,000 HIT CLUB

On April 23, 2022, Miguel Cabrera collected the 3,000th hit of his Major League career, hitting a first inning single to right field against Colorado Rockies starter Antonio Senzatela. Cabrera joined Ty Cobb and Al Kaline as the only players to reach the milestone while wearing the Olde English 'D'. Cabrera became the 33rd player in MLB history, and the first Venezuelan-born player to reach 3,000 hits. A crowd of 37,566 witnessed the history making hit and the Tigers 13-0 victory over the Rockies in the first game of a doubleheader.



TICKETING AND SECURITY INFORMATION



SEAT LOCATIONS

LOWER LEVEL	
■	ON-DECK CIRCLE
■	TIGER DEN
■	LOWER INFIELD BOX
■	INFIELD BOX
■	TERRACE
■	OUTFIELD BOX
■	LOWER BASELINE BOX
■	RF GRANDSTAND
■	PAVILION
■	BLEACHERS
■	KALINE'S CORNER
■	LEFT INFIELD BASELINE BOX
UPPER LEVEL	
■	RF TABLES
■	RF BALCONY
■	CLUB SEATS
■	UPPER BOX INFIELD
■	UPPER BOX RF
■	UPPER BOX LF
■	UPPER RESERVED FIELD
■	MEZZANINE
■	UPPER GRANDSTAND
■	SKYLINE

ONLINE PURCHASING

To view and purchase Tigers tickets for the 2023 season, including single game, value packages or full/partial season plans, visit tigers.com.

COMERICA PARK BOX OFFICE

The main Box Office windows are on Witherell Street. Visa, MasterCard, American Express and Discover are accepted. Personal checks are not accepted. Comerica Park is a cashless venue.

Main Box Office Hours:

Monday-Friday - 11 a.m.-6 p.m.

Closed Saturdays & Sundays & Non-Game Holidays

Game Days - 11 a.m.-End of Game; 1:10 p.m. games - 10 a.m. - End of Game

PHONE ORDERS

Tickets may be ordered over the phone by calling the Tigers at (313) 471-7100. Tickets purchased over the phone are subject to a supplemental convenience charge.

ADDITIONAL INFORMATION

Call the Tigers at (313) 471-7100.

COMERICA PARK GUEST CODE OF CONDUCT

Comerica Park and the Detroit Tigers are committed to creating a safe, comfortable and enjoyable experience for all guests. To provide these types of experiences, we have standards and expectations for all guests and visitors. The Guest Code of Conduct outlines those expectations and policies.

- Treat everyone with respect and dignity by displaying proper etiquette as outlined below. Guests should refrain from any action that disrupts other guests' enjoyment of the event
- Do not engage in any unruly behavior, including obscene gestures, derogatory, vulgar, biased, or abusive language, including betting related speech and behavior, directed at guests, venue personnel, players, umpires, officials, artists, or anyone else. This includes the use of such language, actions or gestures concerning a person's race, ethnicity, color, gender, religion, creed, disability, age, sexual orientation, gender identity/expression or national origin; or to instigate, incite or encourage violence, a confrontation or threat of physical harm.
- Refrain from wearing any clothing or displaying signage/products that contains obscene or indecent messages or signs. Comerica Park reserves the right to prohibit anything deemed inappropriate
- Do not fight, throw objects or attempt to enter or interfere with the performance area
- Consume alcoholic beverages responsibly and avoid intoxication, diminished capacity or impairment by alcohol or drugs. Guests must be at least 21 years of age to consume alcoholic beverages
- Sit only in your ticketed seat and show your ticket when asked by venue personnel
- Do not exit with the expectation to re-enter the venue after scanning of tickets.
- Refrain from smoking inside the venue. Comerica Park is a non-smoking facility.
- Guests must comply with reasonable requests from venue personnel. Those who refuse may be subject to ejection without refund, revocation of season tickets and possible arrest and/or prosecution. Guests are encouraged to utilize our text assist tool and/or share any concerns during the event with our venue personnel as soon as possible. Confidentially text "SECURITY" to 39844 (standard message rates apply). Guests may tweet @ComericaPark for any questions or concerns that may arise while in Comerica Park, or visit the Guest Services Offices near sections 130, 210 or 330.

Violation of our standards of guest conduct may result in guest(s) being ejected without refund, and possible arrest.



THE 2023 KIDS CLUB MEMBERSHIP INCLUDES:

- Detroit Tigers Short Sleeve Hoodie
 - Detroit Tigers Duffle Bag
 - Detroit Tigers Bucket Hat
- Membership Passport and Lanyard

ALL FOR ONLY \$18*

*Plus shipping and handling

JOIN THE BEST FAN CLUB IN BASEBALL

tigers.com/kidsclub



#MIKIDSCAN

Bally
SPORTS
DETROIT



DETROIT TIGERS

>> 2023 SCHEDULE <<<

MARCH/APRIL

SUN	MON	TUE	WED	THU	FRI	SAT
26	27	28	29	30 TB 3:10	31	1 TB 4:10
2 TB 1:10	3 HOU 8:10	4 HOU 8:10	5 HOU 2:10	6 BOS 1:10	7	8 BOS 4:10
9 BOS 1:10	10	11 TOR 7:07	12 TOR 7:07	13 TOR 7:07	14 SF 6:40	15 SF 1:10
16 SF 1:10	17 CLE 6:40	18 CLE 6:40	19 CLE 1:10	20	21 BAL 7:05	22 BAL 7:05
23 BAL 1:35	24 MIL 7:40	25 MIL 7:40	26 MIL 1:40	27 BAL 6:40	28 BAL 6:40	29 BAL 1:10
30 BAL 1:40						

MAY

SUN	MON	TUE	WED	THU	FRI	SAT
	1	2 NYM 6:40	3 NYM 6:40	4 NYM 1:10	5 STL 8:15	6 STL 2:15
7 STL 2:15	8 CLE 6:10	9 CLE 6:10	10 CLE 1:10	11	12 SEA 6:40	13 SEA 6:40
14 SEA 1:40	15	16 PIT 6:40	17 PIT 1:10	18	19 WSH 7:05	20 WSH 4:05
21 WSH 1:35	22 KC 7:40	23 KC 7:40	24 KC 7:40	25 CWS 6:40	26 CWS 6:40	27 CWS 1:10
28 CWS 1:40	29 TEX 1:10	30 TEX 6:40	31 TEX 1:10			

JUNE

SUN	MON	TUE	WED	THU	FRI	SAT
				1	2 CWS 8:10	3 CWS 2:10
4 CWS 2:10	5 PHI 6:40	6 PHI 6:40	7 PHI 6:05	8	9 AZ 6:40	10 AZ 1:10
11 AZ 11:35	12 ATL 6:40	13 ATL 6:40	14 ATL 1:10	15 MIN 7:10	16 MIN 8:10	17 MIN 2:10
18 MIN 2:10	19 KC 6:40	20 KC 6:40	21 KC 1:10	22	23 MIN 6:40	24 MIN 7:15
25 MIN 1:40	26 TEX 8:05	27 TEX 8:05	28 TEX 8:05	29 TEX 2:05	30 COL 8:10	

JULY

SUN	MON	TUE	WED	THU	FRI	SAT
						1 COL 9:10
2 COL 3:10	3	4 OAK 6:40	5 OAK 6:40	6 OAK 1:10	7 TOR 6:40	8 TOR 1:10
9 TOR 1:40	10	11 ★ ALL-STAR BREAK ★	12	13	14 SEA 10:10	15 SEA 9:40
16 SEA 4:10	17 KC 8:10	18 KC 8:10	19 KC 8:10	20 KC 2:10	21 SD 6:40	22 SD 6:10
23 SD 12:05	24	25 LAA 6:40	26 LAA 6:40	27 LAA 1:10	28 MIA 6:40	29 MIA 4:10
30 MIA 1:40	31					

AUGUST

SUN	MON	TUE	WED	THU	FRI	SAT
		1 PIT 7:05	2 PIT 12:35	3	4 TB 6:40	5 TB 1:10
6 TB 1:40	7 MIN 6:40	8 MIN 6:40	9 MIN 6:40	10 MIN 1:10	11 BOS 7:10	12 BOS 4:10
13 BOS 12:05	14	15 MIN 7:40	16 MIN 1:10	17 CLE 7:15	18 CLE 7:10	19 CLE 7:10
20 CLE 1:40	21 CHC 6:40	22 CHC 6:40	23 CHC 1:10	24	25 HOU 6:40	26 HOU 6:10
27 HOU 1:40	28 NYG 6:40	29 NYG 6:40	30 NYG 6:40	31 NYG 1:10		

SEPTEMBER/OCTOBER

SUN	MON	TUE	WED	THU	FRI	SAT
					1 CWS 8:10	2 CWS 7:10
3 CWS 2:10	4	5 NYG 7:05	6 NYG 7:05	7 NYG 7:05	8 CWS 6:40	9 CWS 6:10
10 CWS 1:10	11	12 CIN 6:40	13 CIN 6:40	14 CIN 1:10	15 LAA 9:38	16 LAA 9:07
17 LAA 4:07	18 LAD 10:10	19 LAD 10:10	20 LAD 10:10	21 OAK 9:40	22 OAK 9:40	23 OAK 4:07
24 OAK 4:07	25	26 KC 6:40	27 KC 6:40	28 KC 1:10	29 CLE 6:40	30 CLE 1:10
1 CLE 3:10						

HOME

AWAY

ALL DATES AND TIMES SUBJECT TO CHANGE
ALL TIMES EST. VISIT TIGERS.COM FOR UPDATES