


# Astros®

1 9 9 0

## MEDIA GUIDE



# We Love To Fly And It Shows.®



When people love what they do, they just naturally show it.

With an extra smile. A helping hand. A willingness to go out of their way to make the people around them feel welcome.

At Delta, that's the way we feel

about what we do. It's earned us a record of satisfied passengers unequalled by any other major U.S. airline, as defined by the U.S. Department of Transportation.

We love to fly. And that's a feeling we'd like to share with you.

 **DELTA**  
*We Love To Fly And It Shows.®*



More publications available at:

[www.retroseasons.com/library/](http://www.retroseasons.com/library/)



## 1990 SPRING TRAINING SCHEDULE

DAY	DATE	OPPONENT	SITE	TIME
Fri.	March 2	Atlanta	West Palm Beach	12:05 p.m.
Sat.	March 3	MINNESOTA	Kissimmee	12:05 p.m.
Sun.	March 4	Minnesota	Orlando	12:35 p.m.
Mon.	March 5	Cincinnati	Plant City	12:05 p.m.
Tue.	March 6	KANSAS CITY	Kissimmee	12:05 p.m.
Wed.	March 7	Detroit	Lakeland	12:30 p.m.
Thu.	March 8	Boston	Winter Haven	12:05 p.m.
Fri.	March 9	BOSTON (N)	Kissimmee	6:35 p.m.
Sat.	March 10	PHILADELPHIA	Kissimmee	12:05 p.m.
Sun.	March 11	Los Angeles	Vero Beach	12:35 p.m.
Mon.	March 12	New York Mets	Port St. Lucie	12:05 p.m.
Tue.	March 13	BOSTON	Kissimmee	12:05 p.m.
Wed.	March 14	Kansas City	Baseball City	12:35 p.m.
Thu.	March 15	Boston	Winter Haven	12:05 p.m.
Fri.	March 16	BOSTON	Kissimmee	12:05 p.m.
Sat.	March 17	New York Mets	Port St. Lucie	12:05 p.m.
Sun.	March 18	MINNESOTA (SS)	Kissimmee	12:05 p.m.
Sun.	March 18	Kansas City (SS)	Baseball City	12:35 p.m.
Mon.	March 19	LOS ANGELES	Kissimmee	12:05 p.m.
Tue.	March 20	ST. LOUIS	Kissimmee	12:05 p.m.
Wed.	March 21	DETROIT	Kissimmee	12:05 p.m.
Fri.	March 23	Minnesota	Orlando	12:35 p.m.
Fri.	March 23	MINNESOTA (N)	Kissimmee	6:35 p.m.
Sat.	March 24	Philadelphia	Clearwater	12:05 p.m.
Sun.	March 25	CINCINNATI	Kissimmee	12:05 p.m.
Mon.	March 26	NEW YORK METS	Kissimmee	12:05 p.m.
Tue.	March 27	Minnesota	Orlando	12:35 p.m.
Wed.	March 28	Cincinnati	Plant City	12:05 p.m.
Thu.	March 29	KANSAS CITY (N)	Kissimmee	6:35 p.m.
Fri.	March 30	Minnesota	Orlando	11:35 a.m.
Sat.	March 31	PHILADELPHIA	Kissimmee	12:05 p.m.
Sun.	April 1	Philadelphia	Clearwater	12:05 p.m.

All starting times are Central time and subject to change.  
 (SS) - Split squad game (N) - Night game

## ASTROS SPRING TRAINING INFORMATION

### Street Address

Osceola County Stadium  
 1000 Osceola Blvd.  
 Kissimmee, Florida 32743

### Mailing Address

Osceola County Stadium  
 P.O. Box 422229  
 Kissimmee, Florida 32742-2229

### Telephones

Osceola County Stadium ..... (407) 933-6500  
 Osceola County Ticket Office ..... (407) 933-2520  
 Hyatt Hotel Orlando (Hotel Headquarters) ..... (407) 396-1234





## 1990 SPRING TRAINING SCHEDULE

DAY	DATE	OPPONENT	SITE	TIME
Fri.	March 2	Atlanta	West Palm Beach	12:05 p.m.
Sat.	March 3	MINNESOTA	Kissimmee	12:05 p.m.
Sun.	March 4	Minnesota	Orlando	12:35 p.m.
Mon.	March 5	Cincinnati	Plant City	12:05 p.m.
Tue.	March 6	KANSAS CITY	Kissimmee	12:05 p.m.
Wed.	March 7	Detroit	Lakeland	12:30 p.m.
Thu.	March 8	Boston	Winter Haven	12:05 p.m.
Fri.	March 9	BOSTON (N)	Kissimmee	6:35 p.m.
Sat.	March 10	PHILADELPHIA	Kissimmee	12:05 p.m.
Sun.	March 11	Los Angeles	Vero Beach	12:35 p.m.
Mon.	March 12	New York Mets	Port St. Lucie	12:05 p.m.
Tue.	March 13	BOSTON	Kissimmee	12:05 p.m.
Wed.	March 14	Kansas City	Baseball City	12:35 p.m.
Thu.	March 15	Boston	Winter Haven	12:05 p.m.
Fri.	March 16	BOSTON	Kissimmee	12:05 p.m.
Sat.	March 17	New York Mets	Port St. Lucie	12:05 p.m.
Sun.	March 18	MINNESOTA (SS)	Kissimmee	12:05 p.m.
Sun.	March 18	Kansas City (SS)	Baseball City	12:35 p.m.
Mon.	March 19	LOS ANGELES	Kissimmee	12:05 p.m.
Tue.	March 20	ST. LOUIS	Kissimmee	12:05 p.m.
Wed.	March 21	DETROIT	Kissimmee	12:05 p.m.
Fri.	March 23	Minnesota	Orlando	12:35 p.m.
Fri.	March 23	MINNESOTA (N)	Kissimmee	6:35 p.m.
Sat.	March 24	Philadelphia	Clearwater	12:05 p.m.
Sun.	March 25	CINCINNATI	Kissimmee	12:05 p.m.
Mon.	March 26	NEW YORK METS	Kissimmee	12:05 p.m.
Tue.	March 27	Minnesota	Orlando	12:35 p.m.
Wed.	March 28	Cincinnati	Plant City	12:05 p.m.
Thu.	March 29	KANSAS CITY (N)	Kissimmee	6:35 p.m.
Fri.	March 30	Minnesota	Orlando	11:35 a.m.
Sat.	March 31	PHILADELPHIA	Kissimmee	12:05 p.m.
Sun.	April 1	Philadelphia	Clearwater	12:05 p.m.

All starting times are Central time and subject to change.  
(SS) - Split squad game (N) - Night game

## ASTROS SPRING TRAINING INFORMATION

Street Address

Osceola County Stadium  
1000 Osceola Blvd.  
Kissimmee, Florida 32743

Mailing Address

Osceola County Stadium  
P.O. Box 422229  
Kissimmee, Florida 32742-2229

Telephones

Osceola County Stadium ..... (407) 933-6500  
Osceola County Ticket Office ..... (407) 933-2520  
Hyatt Hotel Orlando (Hotel Headquarters) ..... (407) 396-1234

APRIL						
SUN	MON	TUES	WED	THUR	FRI	SAT
1	2	3	4	5	6	7
8	9	10	11	12	13	14
15	16	17	18	19	20	21
22	23	24	25	26	27	28
29	30	31				

JUNE						
SUN	MON	TUES	WED	THUR	FRI	SAT
1	2	3	4	5	6	7
8	9	10	11	12	13	14
15	16	17	18	19	20	21
22	23	24	25	26	27	28
29	30	31				

AUGUST						
SUN	MON	TUES	WED	THUR	FRI	SAT
1	2	3	4	5	6	7
8	9	10	11	12	13	14
15	16	17	18	19	20	21
22	23	24	25	26	27	28
29	30	31				

SEPTEMBER						
SUN	MON	TUES	WED	THUR	FRI	SAT
1	2	3	4	5	6	7
8	9	10	11	12	13	14
15	16	17	18	19	20	21
22	23	24	25	26	27	28
29	30	31				

HOME AWAY

At game, we broadcast on 47.1 FM radio, 747 AM and 93.5 FM radio.  
Home games are on 47.1 FM radio, 747 AM and 93.5 FM radio.  
Away games are on 47.1 FM radio, 747 AM and 93.5 FM radio.  
Schedule as of 1/15/90

## 1990 Non-Roster Houston Astros

NO.	NAME	HT.	WT.	BORN	BIRTHPLACE	RESIDENCE	1989 CLUB	W-L	ERA	G	GS	CG	SV	IP	H	BB	SO	ML	SEN.
50	Clark, Tony	6-2	185	10/10/60	Los Angeles, CA	La Puente, CA	Edmonton	11-5	3.50	21	20	4	0	130.0	120	33	90	0	166
51	Costello, Fred	6-4	190	10/1/66	Clearlake, CA	San Bruno, CA	California	0-2	4.91	4	2	0	0	11.0	13	7	5	0	0.00
46	Haley, Bisco	6-1	185	4/9/64	Alpena, MI	Terra Haute, IN	Oroville	4-5	3.33	30	0	0	0	54.0	39	21	36	0	0.00
57	Kile, Darryl	6-5	185	12/2/69	Garden Grove, CA	Corona, CA	Tucson	4-4	5.81	20	17	4	0	100.0	120	22	44	0	0.00
55	Meyer, Brian	6-1	185	1/29/63	Camden, NJ	Medford, NJ	Columbus	2-1	5.96	6	6	0	0	25.2	33	8	16	0	0.00
67	St. Claire, Randy	6-2	190	8/23/60	Glen Hills, NY	Lake George, NY	Tucson	5-4	2.00	25	0	0	0	145.0	81	33	86	0	0.00
29	Thurmond, Mark	6-4	183	9/12/66	Houston, TX	Katy, TX	Portland	4-0	4.30	22	0	0	0	40.0	35	17	43	0	2.06
89	Tunell, Lee	6-1	178	10/20/60	Tyler, TX	Round Rock, TX	Minnesota	2-4	3.90	49	2	0	0	22.1	19	10	14	0	8.00
64	Encinas, Tony	6-2	180	4/27/67	San Jose, CA	Boca Chico, CA	Oroville	1-0	6.00	10	0	0	0	12.0	18	6	10	0	4.06
66	Hubbard, Trent	5-8	175	5/11/64	De Los Lunas, DR	Brown Rouge, LA	Columbus	1-0	6.00	10	0	0	0	12.0	18	6	10	0	4.06
70	Rodriguez, Ruben	6-0	175	8/4/64	Cabrera, DR	Sancti Domingo, DR	Tucson	2-0	2.71	25	0	0	0	145.0	81	33	86	0	0.00
65	Servin, Scott	6-2	185	8/4/67	Lubbock, WI	Coon Valley, WI	Denver	1-0	6.00	10	0	0	0	12.0	18	6	10	0	4.06
17	Aguiar, Luis	5-8	188	3/13/59	Vega Baja, PR	Dorado, PR	Cleveland	1-0	6.00	10	0	0	0	12.0	18	6	10	0	4.06
1	Candace, Casey	5-8	185	1/21/61	Lompoc, CA	Lompoc, CA	Tucson	1-0	6.00	10	0	0	0	12.0	18	6	10	0	4.06
13	Spilman, Henry	6-1	190	7/10/64	Albany, GA	Avila, TX	Tucson	1-0	6.00	10	0	0	0	12.0	18	6	10	0	4.06
15	Yelving, Eric	5-11	165	2/22/65	Montrose, AL	Montrose, AL	Houston	1-0	6.00	10	0	0	0	12.0	18	6	10	0	4.06
NO.	NAME	HT.	WT.	BORN	BIRTHPLACE	RESIDENCE	1989 CLUB	W-L	ERA	G	GS	CG	SV	IP	H	BB	SO	ML	SEN.
23	Anthony, Eric	6-2	185	11/6/67	San Diego, CA	Houston, TX	Columbus	1-0	6.00	10	0	0	0	12.0	18	6	10	0	4.06
68	Chiu, Javier	6-4	220	1/22/63	Boston, MA	Miami, FL	Abilene	1-0	6.00	10	0	0	0	12.0	18	6	10	0	4.06
80	Phoebe, Karl	5-11	170	8/21/68	Cincinnati, OH	Cincinnati, OH	Tucson	1-0	6.00	10	0	0	0	12.0	18	6	10	0	4.06
25	Youngblood, Juel	5-11	160	8/20/61	Houston, TX	Scottsdale, AZ	Cincinnati	1-0	6.00	10	0	0	0	12.0	18	6	10	0	4.06



## 1990 SPRING TRAINING SCHEDULE

DAY	DATE	OPPONENT	SITE	TIME
Fri.	March 2	Atlanta	West Palm Beach	12:05 p.m.
Sat.	March 3	MINNESOTA	Kissimmee	12:05 p.m.
Sun.	March 4	Minnesota	Orlando	12:35 p.m.
Mon.	March 5	Cincinnati	Plant City	12:05 p.m.
Tue.	March 6	KANSAS CITY	Kissimmee	12:05 p.m.
Wed.	March 7	Detroit	Lakeland	12:30 p.m.
Thu.	March 8	Boston	Winter Haven	12:05 p.m.
Fri.	March 9	BOSTON (N)	Kissimmee	6:35 p.m.
Sat.	March 10	PHILADELPHIA	Kissimmee	12:05 p.m.
Sun.	March 11	Los Angeles	Vero Beach	12:35 p.m.
Mon.	March 12	New York Mets	Port St. Lucie	12:05 p.m.
Tue.	March 13	BOSTON	Kissimmee	12:05 p.m.
Wed.	March 14	Kansas City	Baseball City	12:35 p.m.
Thu.	March 15	Boston	Winter Haven	12:05 p.m.
Fri.	March 16	BOSTON	Kissimmee	12:05 p.m.
Sat.	March 17	New York Mets	Port St. Lucie	12:05 p.m.
Sun.	March 18	MINNESOTA (SS)	Kissimmee	12:05 p.m.
Sun.	March 18	Kansas City (SS)	Baseball City	12:35 p.m.
Mon.	March 19	LOS ANGELES	Kissimmee	12:05 p.m.
Tue.	March 20	ST. LOUIS	Kissimmee	12:05 p.m.
Wed.	March 21	DETROIT	Kissimmee	12:05 p.m.
Fri.	March 23	Minnesota	Orlando	12:35 p.m.
Fri.	March 23	MINNESOTA (N)	Kissimmee	6:35 p.m.
Sat.	March 24	Philadelphia	Clearwater	12:05 p.m.
Sun.	March 25	CINCINNATI	Kissimmee	12:05 p.m.
Mon.	March 26	NEW YORK METS	Kissimmee	12:05 p.m.
Tue.	March 27	Minnesota	Orlando	12:35 p.m.
Wed.	March 28	Cincinnati	Plant City	12:05 p.m.
Thu.	March 29	KANSAS CITY (N)	Kissimmee	6:35 p.m.
Fri.	March 30	Minnesota	Orlando	11:35 a.m.
Sat.	March 31	PHILADELPHIA	Kissimmee	12:05 p.m.
Sun.	April 1	Philadelphia	Clearwater	12:05 p.m.

All starting times are Central time and subject to change.  
(SS) - Split squad game (N) - Night game

## ASTROS SPRING TRAINING INFORMATION

Street Address

Osceola County Stadium  
1000 Osceola Blvd.  
Kissimmee, Florida 32743

Mailing Address

Osceola County Stadium  
P.O. Box 422229  
Kissimmee, Florida 32742-2229

Telephones

Osceola County Stadium ..... (407) 933-6500  
Osceola County Ticket Office ..... (407) 933-2520  
Hyatt Hotel Orlando (Hotel Headquarters) ..... (407) 396-1234

APRIL						
SUN	MON	TUES	WED	THUR	FRI	SAT
1 05 CHI	2 06 MON	3 07 PHI	4 08 ATL	5 09 ATL	6 10 ATL	7 11 ATL
8 12 PHI	9 13 PHI	10 14 PHI	11 15 PHI	12 16 PHI	13 17 PHI	14 18 PHI
15 19 LA	16 20 LA	17 21 LA	18 22 LA	19 23 LA	20 24 LA	21 25 LA
22 26 LA	23 27 LA	24 28 LA	25 29 LA	26 30 LA	27 31 LA	28 32 LA

JUNE						
SUN	MON	TUES	WED	THUR	FRI	SAT
1 05 PHI	2 06 PHI	3 07 PHI	4 08 PHI	5 09 PHI	6 10 PHI	7 11 PHI
8 12 PHI	9 13 PHI	10 14 PHI	11 15 PHI	12 16 PHI	13 17 PHI	14 18 PHI
15 19 LA	16 20 LA	17 21 LA	18 22 LA	19 23 LA	20 24 LA	21 25 LA
22 26 LA	23 27 LA	24 28 LA	25 29 LA	26 30 LA	27 31 LA	28 32 LA

AUGUST						
SUN	MON	TUES	WED	THUR	FRI	SAT
1 05 ATL	2 06 ATL	3 07 ATL	4 08 ATL	5 09 ATL	6 10 ATL	7 11 ATL
8 12 PHI	9 13 PHI	10 14 PHI	11 15 PHI	12 16 PHI	13 17 PHI	14 18 PHI
15 19 LA	16 20 LA	17 21 LA	18 22 LA	19 23 LA	20 24 LA	21 25 LA
22 26 LA	23 27 LA	24 28 LA	25 29 LA	26 30 LA	27 31 LA	28 32 LA

SEPTEMBER						
SUN	MON	TUES	WED	THUR	FRI	SAT
1 05 ATL	2 06 ATL	3 07 ATL	4 08 ATL	5 09 ATL	6 10 ATL	7 11 ATL
8 12 PHI	9 13 PHI	10 14 PHI	11 15 PHI	12 16 PHI	13 17 PHI	14 18 PHI
15 19 LA	16 20 LA	17 21 LA	18 22 LA	19 23 LA	20 24 LA	21 25 LA
22 26 LA	23 27 LA	24 28 LA	25 29 LA	26 30 LA	27 31 LA	28 32 LA

HOME AWAY

At game, we broadcast on 47.1 FM radio. 747 AM and 93.5 FM radio.  
Home of game, call on 47.1 FM radio. 747 AM and 93.5 FM radio.  
Schedule as of 1/15/90

## 1990 Non-Roster Houston Astros

NO.	NAME	HT.	WT.	BORN	BIRTHPLACE	RESIDENCE	1989 CLUB	W-L	ERA	G	GS	CG	SV	IP	H	BB	SO	ML	SEN.
50	Clark, Tony	6-2	185	10/10/60	Los Angeles, CA	La Puente, CA	Edmonton	11-5	3.50	21	20	4	0	130.0	120	33	90	0.166	
51	Costello, Fred	6-4	190	10/1/66	Clearlake, CA	San Bruno, CA	California	0-2	4.91	4	2	0	0	11.0	13	7	5	0.000	
46	Haley, Bisco	6-1	185	4/9/64	Alpena, MI	Terra Haute, IN	Oroville	4-5	3.33	30	0	0	0	54.0	39	21	36	0.000	
57	Kile, Darryl	6-5	185	12/2/69	Garden Grove, CA	Corona, CA	Oroville	4-4	6.43	2	2	0	0	7.0	8	0	6	0.000	
55	Meyer, Brian	6-1	185	1/29/63	Camden, NJ	Medford, NJ	Tucson	4-4	5.81	20	17	7	0	100.0	120	22	44	0.000	
67	St. Claire, Randy	6-2	190	8/23/60	Glen Hills, NY	Lake George, NY	Tucson	11-6	2.56	20	20	5	0	123.2	74	68	106	0.000	
29	Thurmond, Mark	6-4	183	9/12/66	Houston, TX	Katy, TX	Tucson	2-1	5.96	6	6	0	0	25.2	33	33	86	0.010	
89	Tunell, Lee	6-1	178	10/20/60	Tyler, TX	Round Rock, TX	Tucson	5-4	2.00	25	0	0	0	145	80	1	33	0.010	
NO. CATCHERS (4)	B	T	HT.	WT.	BORN	BIRTHPLACE	RESIDENCE	1989 CLUB	W-L	ERA	G	GS	CG	SV	IP	H	BB	SO	ML
64	Encino, Tony	6-2	180	4/27/67	San Jose, CA	Boca Chico, CA	Oroville	5-2	1.75	22	50	3	0	250	18	27	5	0.000	
66	Hubbard, Trent	6-8	175	5/11/64	De Los Lunas, DR	Brown Rouge, LA	Columbus	1-8	6.55	203	20	36	7	0	18	38	47	5	0.000
70	Rodriguez, Ruben	6-0	175	8/4/64	Cabrera, DR	Sancti Domingo, DR	Tucson	2-4	10.4	348	55	82	7	0	37	43	53	28	0.000
65	Servin, Scott	6-2	185	8/4/67	Lubbock, WI	Coon Valley, WI	Danner	2-0	4.12	41	2	0	0	2	2	1	10	0	0.000
NO. INFELDERS (4)	B	T	HT.	WT.	BORN	BIRTHPLACE	RESIDENCE	1989 CLUB	W-L	ERA	G	GS	CG	SV	IP	H	BB	SO	ML
17	Aguiar, Luis	5-8	188	3/13/59	Vega Baja, PR	Dorado, PR	Cleveland	1-7	6.57	97	7	17	4	1	6	7	19	0	8.153
1	Candace, Casey	5-8	185	1/21/61	Lompoc, CA	Lompoc, CA	Tucson	1-8	6.55	203	20	36	7	0	18	38	47	5	0.000
13	Spilman, Henry	6-1	180	7/10/64	Albany, GA	Albany, GA	Tucson	2-0	2.71	50	3	11	2	0	3	38	18	21	1.134
15	Yelving, Eric	5-11	165	2/22/65	Montrose, AL	Montrose, AL	Houston	2-0	2.71	50	3	11	2	0	3	38	18	21	1.134
NO. OUTFELDERS (4)	B	T	HT.	WT.	BORN	BIRTHPLACE	RESIDENCE	1989 CLUB	W-L	ERA	G	GS	CG	SV	IP	H	BB	SO	ML
23	Anthony, Eric	6-2	185	11/6/67	San Diego, CA	Houston, TX	Columbus	1-0	1.07	400	67	121	16	2	29	79	35	127	0.043
68	Chiu, Javier	6-4	220	1/22/63	Boston, MA	Miami, FL	Houston	1-0	1.07	400	67	121	16	2	29	79	35	127	0.043
80	Phoebe, Mark	5-11	170	8/21/68	Cincinnati, OH	Cincinnati, OH	Abilene	1-0	1.07	400	67	121	16	2	29	79	35	127	0.043
25	Youngblood, Juel	5-11	180	8/20/61	Houston, TX	Scottsdale, AZ	Tucson	1-0	1.07	400	67	121	16	2	29	79	35	127	0.043

NO.	CATCHERS (3)	B	T	HT.	WT.	BORN	BIRTHPLACE	RESIDENCE	1989 CLUB	AVG.	G	AB	R	H	2B	3B	HR	RBI	BB	SO	SB	ML. SER.
7	Biggio, Craig	R	R	5-11	180	12/14/65	Smithtown, NY	New Brunswick, NJ	Houston	.257	134	443	64	114	21	2	13	60	49	64	21	1,099
28	Nichols, Carl	R	R	6-0	192	10/14/62	Los Angeles, CA	Tucson, AZ	Tucson	.256	104	340	45	87	27	1	4	27	35	76	0	0.147
9	Trevino, Alex	R	R	5-11	179	8/26/57	Monterrey, Mex.	Sugar Land, TX	Houston	.077	8	13	0	1	0	0	0	2	0	3	0	
									Houston	.290	59	131	15	38	7	1	2	16	7	18	0	11,002
NO.	INFELDERS (9)	B	T	HT.	WT.	BORN	BIRTHPLACE	RESIDENCE	1989 CLUB	AVG.	G	AB	R	H	2B	3B	HR	RBI	BB	SO	SB	ML. SER.
11	Caminitti, Ken	S	R	6-0	200	4/21/63	Hanford, CA	Houston, TX	Houston	.255	161	585	71	149	31	3	10	72	51	93	4	1,137
63	Cedeno, Andujar	R	R	6-1	168	8/21/69	La Romana, DR	La Romana, DR	Asheville	.300	126	487	76	146	23	6	14	93	29	124	23	0,000
27	Davis, Glenn	R	R	6-3	210	3/28/61	Jacksonville, FL	Columbus, GA	Houston	.269	158	581	87	156	26	1	34	89	69	123	4	4,145
19	Doran, Bill	S	R	6-0	175	5/28/58	Cincinnati, OH	Cincinnati, OH	Houston	.219	142	507	65	111	25	2	8	58	59	63	22	7,031
4	Lombardozzi, Steve	R	R	6-0	183	4/26/60	Malden, MA	Shorewood, MN	Tucson	.257	114	401	66	103	21	2	4	45	55	62	9	3,083
10	Oberkfell, Ken	L	R	6-1	210	5/4/56	Maryville, IL	Marietta, GA	Houston	.216	21	37	5	8	3	1	1	3	4	9	0	
									Pittsburgh	.125	14	40	2	5	1	0	0	2	2	2	0	11,131
16	Ramirez, Rafael	R	R	5-11	190	2/18/59	San Pedro de Macoris, DR	San Pedro de Macoris, DR	San Francisco	.319	83	116	17	37	5	1	2	15	8	8	0	
6	Rohde, David	S	R	6-2	182	5/8/64	Los Altos, CA	Newport Beach, CA	Houston	.246	151	537	46	132	20	2	6	54	29	64	3	9,063
30	Simms, Mike	R	R	6-4	185	1/12/67	Orange, CA	Yorba Linda, CA	Columbus	.280	67	254	40	71	5	2	2	27	41	25	15	0,000
									Tucson	.291	75	234	35	68	7	3	1	30	32	30	11	
									Columbus	.257	109	378	64	97	21	3	20	81	66	110	12	0,000
NO.	OUTFIELDERS (6)	B	T	HT.	WT.	BORN	BIRTHPLACE	RESIDENCE	1989 CLUB	AVG.	G	AB	R	H	2B	3B	HR	RBI	BB	SO	SB	ML. SER.
24	Davidson, Mark	R	R	6-2	190	2/15/61	Knoxville, TN	Statesville, NC	Portland	.177	30	96	8	17	2	0	1	8	9	27	2	2,121
									Tucson	.291	39	141	18	41	7	2	4	16	16	19	0	
62	Hunter, Bert	S	R	6-4	200	8/23/67	Pacoima, CA	Riverside CA	Houston	.200	33	65	7	13	2	1	1	5	7	14	1	
26	Meadows, Louie	L	L	5-11	190	4/29/61	Maysville, NC	Columbus, GA	Osceola	.242	85	343	52	83	10	7	2	25	30	98	29	0,000
									Columbus	.182	50	154	16	28	1	1	0	13	30	42	10	
									Tucson	.246	53	179	32	44	9	2	6	27	37	51	12	0,146
21	Puhl, Terry	L	R	6-2	200	7/8/56	Melville, Sask., Can	Sugar Land, TX	Houston	.176	31	51	5	9	0	0	3	10	1	14	1	
12	Wilson, Glenn	R	R	6-1	190	12/22/58	Baytown, TX	Montgomery, TX	Houston	.271	121	354	41	96	25	4	0	27	45	39	9	12,087
									Pittsburgh	.282	100	330	42	93	20	4	9	49	32	39	1	7,102
									Houston	.216	28	102	8	22	6	0	2	15	5	14	0	
2	Young, Gerald	S	R	6-2	185	10/22/64	Tela, Honduras	Santa Ana, CA	Houston	.233	146	533	71	124	17	3	0	38	74	60	34	2,089



# 1990 Houston Astros Roster

Manager: Art Howe (18)

Coaches: Bob Cluck (54), Matt Galante (48), Phil Garner (3),  
Rudy Jaramillo (42), Ed Ott (14)

Trainer: Dave Labossiere

Trainer Emeritus: Jim "Doc" Ewell

Public Relations: Rob Matwick

Traveling Secretary: Barry Waters

As of 2/1/90

NO.	PITCHERS (19)	B	T	HT.	WT.	BORN	BIRTHPLACE	RESIDENCE	1989 CLUB	W-L	ERA	G	GS	CG	SV	IP	H	BB	SO	ML. SER.		
49	Agosto, Juan	L	L	6-2	190	2/23/58	Rio Piedras, PR	Sarasota, FL	Houston	4-5	2.93	71	0	0	1	83.0	81	32	46	5.164		
56	Allen, Harold	L	L	6-0	210	10/16/65	Terre Haute, IN	Terre Haute, IN	Osceola	12-11	3.34	26	25	2	0	159.0	155	57	123	0.000		
47	Andersen, Larry	R	R	6-3	205	5/6/53	Portland, OR	Bellevue, WA	Houston	4-4	1.54	60	0	0	3	87.2	63	24	85	9.059		
41	Bowen, Ryan	R	R	6-0	185	2/10/68	Hanford, CA	Hanford, CA	Columbus	8-6	4.25	27	27	1	0	139.2	123	116	136	0.000		
50	Brennan, William	R	R	6-3	185	1/13/63	Tampa, FL	Kennesaw, GA	Albuquerque	6-9	5.23	34	17	2	0	129.0	149	57	104	0.036		
39	Cano, Jose	R	R	6-3	175	3/7/62	Boca Del Soco, DR	San Pedro	Columbus	1-1	3.18	3	3	0	0	17.0	16	4	12	0.035		
									Tucson	5-5	2.84	15	15	1	0	95.0	87	27	57			
									Houston	1-1	5.09	6	3	1	0	23.0	24	7	8			
38	Clancy, Jim	R	R	6-4	220	12/18/55	Chicago, IL	Chicago, IL	Houston	7-14	5.08	33	26	1	0	147.0	155	66	91	12.072		
44	Darwin, Danny	R	R	6-3	190	10/25/55	Bonham, TX	Valley View, TX	Houston	11-4	2.36	68	0	0	7	122.0	92	33	104	10.139		
43	Deshaies, Jim	L	L	6-4	220	6/23/60	Massena, NY	Richmond, TX	Houston	15-10	2.91	34	34	6	0	225.2	180	79	153	4.041		
55	Fisher, Brian	R	R	6-4	210	3/18/62	Honolulu, HI	Aurora, CO	Pittsburgh	0-3	7.94	9	3	0	1	17.0	25	10	8	4.158		
									Buffalo	3-0	5.14	5	5	0	0	28.0	30	7	15			
36	Gullickson, Bill	R	R	6-3	220	2/20/59	Marshall, MN	Brentwood,TN	Yomiuri Giants	7-5	3.65	15	15	6	0	111.0	97	34	97	7.144		
31	Hernandez, Xavier	L	R	6-2	185	8/16/65	Port Arthur, TX	Port Arthur, TX	Knoxville	1-1	4.13	4	4	1	0	24.0	25	11	17	0.048		
									Syracuse	5-6	3.53	15	15	2	0	99.1	95	22	47			
									Toronto	1-0	4.76	7	0	0	0	22.2	25	8	7			
37	Kerfeld, Charley	R	R	6-7	245	2/28/63	Knob Noster, MO	La Porte, TX	Tucson	3-11	5.32	53	0	0	4	73.1	89	53	77	2.001		
									Osceola	0-0	1.17	5	0	0	0	7.2	4	3	8			
22	Mason, Roger	R	R	6-6	220	9/18/58	Bellaire, MI	Bellaire, MI	Tucson	7-12	3.54	25	25	5	0	155.0	125	46	105	1.105		
									Houston	0-0	20.25	2	0	0	0	1.1	2	2	3			
51	Portugal, Mark	R	R	6-0	190	10/30/62	Los Angeles, CA	Missouri City, TX	Tucson	7-5	3.78	17	17	5	0	116.2	107	32	90	2.165		
									Houston	7-1	2.75	20	15	2	0	108.0	91	37	86			
20	Schatzeder, Dan	L	L	6-0	195	12/1/54	Elmhurst, IL	Wayne, IL	Tucson	0-2	3.94	11	1	0	1	16.0	15	10	15	11.107		
									Houston	4-1	4.45	36	0	0	1	56.2	64	28	46			
33	Scott, Mike	R	R	6-3	215	4/26/55	Santa Monica, CA	Laguna Niguel, CA	Houston	20-10	3.10	33	32	9	0	229.0	180	62	172	9.132		
45	Smith, Dave	R	R	6-1	195	1/21/55	San Francisco, CA	Olivenhain, CA	Houston	3-4	2.64	52	0	0	25	58.0	49	19	31	10.000		
59	Wells, Terry	L	L	6-3	205	9/10/63	Kankakee, IL	Calumet City, IL	Columbus	2-3	4.63	23	1	0	2	46.2	44	31	38	0.000		
									Tucson	0-5	5.77	26	4	0	0	48.1	57	36	47			
NO.	CATCHERS (3)	B	T	HT.	WT.	BORN	BIRTHPLACE	RESIDENCE	1989 CLUB	AVG.	G	AB	R	H	2B	3B	HR	RBI	BB	SO	SB	ML. SER.
7	Biggio, Craig	R	R	5-11	180	12/14/65	Smithtown, NY	New Brunswick, NJ	Houston	.257	134	443	64	114	21	2	13	60	49	64	21	1.099
28	Nichols, Carl	R	R	6-0	192	10/14/62	Los Angeles, CA	Tucson, AZ	Tucson	.256	104	340	45	87	27	1	4	27	35	76	0	0.147
									Houston	.077	8	13	0	1	0	0	0	2	0	3	0	
9	Trevino, Alex	R	R	5-11	179	8/26/57	Monterrey, Mex.	Sugar Land, TX	Houston	.290	59	131	15	38	7	1	2	16	7	18	0	11.002
NO.	INFIELDERS (9)	B	T	HT.	WT.	BORN	BIRTHPLACE	RESIDENCE	1989 CLUB	AVG.	G	AB	R	H	2B	3B	HR	RBI	BB	SO	SB	ML. SER.
11	Caminiti, Ken	S	R	6-0	200	4/21/63	Hanford, CA	Houston, TX	Houston	.255	161	585	71	149	31	3	10	72	51	93	4	1.137
63	Cedeno, Andujar	R	R	6-1	168	8/21/69	La Romana, DR	La Romana, DR	Asheville	.300	126	487	76	146	23	6	14	93	29	124	23	0.000
27	Davis, Glenn	R	R	6-3	210	3/28/61	Jacksonville, FL	Columbus, GA	Houston	.269	158	581	87	156	26	1	34	89	69	123	4	4.145
19	Doran, Bill	S	R	6-0	175	5/28/58	Cincinnati, OH	Cincinnati, OH	Houston	.219	142	507	65	111	25	2	8	58	59	63	22	7.031
4	Lombardozzi, Steve	R	R	6-0	183	4/26/60	Malden, MA	Shorewood, MN	Tucson	.257	114	401	66	103	21	2	4	45	55	62	9	3.083
									Houston	.216	21	37	5	8	3	1	1	3	4	9	0	
10	Oberkfell, Ken	L	R	6-1	210	5/4/56	Maryville, IL	Marietta, GA	Pittsburgh	.125	14	40	2	5	1	0	0	2	2	2	0	11.131
									San Francisco	.319	83	116	17	37	5	1	2	15	8	8	0	
16	Ramirez, Rafael	R	R	5-11	190	2/18/59	San Pedro de Macoris, DR	San Pedro de Macoris, DR	Houston	.246	151	537	46	132	20	2	6	54	29	64	3	9.063
									Columbus	.280	67	254	40	71	5	2	2	27	41	25	15	0.000
6	Rohde, David	S	R	6-2	182	5/8/64	Los Altos, CA	Newport Beach, CA	Tucson	.291	75	234	35	68	7	3	1	30	32	30	11	
30	Simms, Mike	R	R	6-4	185	1/12/67	Orange, CA	Yorba Linda, CA	Columbus	.257	109	378	64	97	21	3	20	81	66	110	12	0.000
NO.	OUTFIELDERS (6)	B	T	HT.	WT.	BORN	BIRTHPLACE	RESIDENCE	1989 CLUB	AVG.	G	AB	R	H	2B	3B	HR	RBI	BB	SO	SB	ML. SER.
24	Davidson, Mark	R	R	6-2	190	2/15/61	Knoxville, TN	Statesville, NC	Portland	.177	30	96	8	17	2	0	1	8	9	27	2	2.121
									Tucson	.291	39	141	18	41	7	2	4	16	16	19	0	
									Houston	.200	33	65	7	13	2	1	1	5	7	14	1	
62	Hunter, Bert	S	R	6-4	200	8/23/67	Pacoima, CA	Riverside, CA	Osceola	.242	85	343	52	83	10	7	2	25	30	98	29	0.000
									Columbus	.182	50	154	16	28	1	1	0	13	30	42	10	
26	Meadows, Louie	L	L	5-11	190	4/29/61	Maysville,NC	Columbus, GA	Tucson	.246	53	179	32	44	9	2	6	27	37	51	12	0.146
									Houston	.176	31	51	5	9	0	0	3	10	1	14	1	
21	Puhl, Terry	L	R	6-2	200	7/8/56	Melville, Sask., Can.	Sugar Land, TX	Houston	.271	121	354	41	96	25	4	0	27	45	39	9	12.087
12	Wilson, Glenn	R	R	6-1	190	12/22/58	Baytown, TX	Montgomery, TX	Pittsburgh	.282	100	330	42	93	20	4	9	49	32	39	1	7.102
									Houston	.216	28	102	8	22	6	0	2	15	5	14	0	
2	Young, Gerald	S	R	6-2	185	10/22/64	Tela, Honduras	Santa Ana, CA	Houston	.233	146	533	71	124	17	3	0	38	74	60	34	2.089

# Astros®

1 9 9 0

## TABLE OF CONTENTS

All-Star Selections . . . . .	188	Ground Rules . . . . .	199
All-Time Roster . . . . .	185-187	Helpful Services . . . . .	198
Astrodome Facts . . . . .	200-203	History . . . . .	181-182
Attendance . . . . .	178-180	Home Runs	
Baseball Writers . . . . .	197	Astros In Houston . . . . .	174
Batting		Grand Slams . . . . .	171-172
Career Top Ten . . . . .	164-165	Inside The Park . . . . .	173
Practice Times . . . . .	199	Opponents All-Time . . . . .	174
Season Top Ten . . . . .	164-165	HSA Directory . . . . .	2
Streaks . . . . .	170	Last Time It Happened . . . . .	163
Year by Year (Indiv.) . . . . .	168	Last Trade With . . . . .	132
Year by Year (Team) . . . . .	168	Media Information . . . . .	196
Broadcasters . . . . .	197	Minor Leagues	
Coaching Staff		Field Staff . . . . .	206-211
All-Time List . . . . .	187	Players . . . . .	220-254
Biographies . . . . .	14-22	Review of 1989 . . . . .	212-217
Doubleheader History . . . . .	156	Scouting Directory . . . . .	218-219
Draft Choices (top June) . . . . .	217	Month By Month Record . . . . .	177
Electronic Media . . . . .	198	MVP Winners . . . . .	180
Felding		National League	
Gold Glove Winners . . . . .	180	Club Information,	
1989 Statistics . . . . .	127-128	Road Hotels,	
Triple Plays . . . . .	219	Statistics vs. Houston	
Fillers		Series Histories . . . . .	133-156
Best in the West . . . . .	82	1989 Review . . . . .	121-131
Birthdays . . . . .	15	Non-Roster Invitees . . . . .	94-120
Double Play Record . . . . .	96	Opening Day	
Fastest Game . . . . .	6	Past Game Results . . . . .	183
First Astroturf Game . . . . .	105	Rosters . . . . .	184
First Game in Astrodome . . . . .	106	Player Biographies . . . . .	23-93
First HR in Astrodome . . . . .	12	Playoff History . . . . .	189-194
First Houston NL HR . . . . .	20	Pitching	
Hall of Famers . . . . .	5	Career Top Ten . . . . .	166-167
Hitting for the Cycle . . . . .	90	No-Hitters . . . . .	175
Home Record . . . . .	91	One-Hitters . . . . .	175
Home Run First At-Bat . . . . .	208	Shutouts Vs. Houston . . . . .	176
Houston by Decades . . . . .	48	Season Top Ten . . . . .	166-167
Last No-Hitter vs. Houston . . . . .	207	20-Game Winners . . . . .	175
Milestones within Reach . . . . .	19	Year By Year (Indiv.) . . . . .	169
Millionth Run . . . . .	119	Year By Year (Team) . . . . .	169
Most No-Hitters . . . . .	176	Records . . . . .	158-162
1968 All-Star Game . . . . .	12	Rules of Interest . . . . .	254
NL Players & Pitchers - Month . . . . .	131	Spring Training	
Post Season History . . . . .	76	1989 Results,	
Pacioreck 3x3 in Career . . . . .	112	Statistics . . . . .	130-131
Rain Outs . . . . .	75	1990 Information . . . . .	Insert
Retired Numbers . . . . .	62	Ticket Information . . . . .	204
Schmidt Hits Speaker . . . . .	213	Won-Lost Record	
Switch Hit Homers . . . . .	42	(Best By Game) . . . . .	177
Upper Deck Homers . . . . .	25	Year By Year Results . . . . .	176
Front Office Personnel . . . . .	3-12		

This Media Guide was printed on February 14, 1990. It was prepared by the Houston Astros Public Relations Department with information available by that date. Most statistics used in this media guide were generated by the MLB/IBM Baseball Information System. For more information and updates on materials, contact Rob Matwick, Chuck Pool or Craig Sanders at (713) 799-9600.

# THE ASTRODOME

**P.O. Box 288  
Houston, Texas 77001**

**Telephone: (713) 799-9500  
Astros FAX: (713) 799-9562  
HSA FAX: (713) 799-9718**

**Operated by Houston Sports Association, Inc.**

Chairman of the Board . . . . . Dr. John J. McMullen

## HOUSTON ASTROS BASEBALL CLUB

### BASEBALL ADMINISTRATION

General Manager . . . . . Bill Wood  
Assistant General Manager . . . . . Bob Watson  
Senior Baseball Advisor . . . . . Yogi Berra  
Special Assistant to the General Manager . . . . . Donald Davidson  
Director of Minor League Operations . . . . . Fred Nelson  
Director of Scouting . . . . . Dan O'Brien  
Director of Public Relations . . . . . Rob Matwick  
Director of Florida Operations . . . . . Pat O'Conner  
Traveling Secretary . . . . . Barry Waters  
Assistant to Directors of  
Minor Leagues & Scouting . . . . . Lew Temple  
Assistant Director of Public Relations . . . . . Chuck Pool  
Assistant to General Manager . . . . . Tim Hellmuth  
Administrative Assistant,  
Major League Operations . . . . . Chris Rice

### MARKETING ADMINISTRATION

Vice President, Marketing . . . . . Ted Haracz  
Director of Broadcasting . . . . . Jamie Hildreth  
Director of Advertising Sales . . . . . Norm Miller  
Communications Director . . . . . Pam Gardner  
Director of Season Ticket Services . . . . . Mike Levy  
Director of Group Sales . . . . . Debra Fulmer  
Director of Community Services . . . . . John Sorrentino  
Marketing Operations Manager . . . . . David A.K. Matlin  
Scoreboard Operations . . . . . Paul M. Darst

## HOUSTON SPORTS ASSOCIATION, INC.

President . . . . . Robert Harter  
Executive Vice President . . . . . Neal Gunn  
Vice President, Engineering . . . . . Gary Keller  
Vice President, Finance . . . . . Gary Brooks  
Vice President,  
Astrodome-Astros Stadium Corporation . . . . . John Elsner  
Vice President, Corporate Development . . . . . Don Kriz  
Vice President, Operations . . . . . Don Collins  
Vice President, Public Affairs . . . . . Jim Weidler  
General Counsel . . . . . Frank Rynd  
Treasurer . . . . . Adam Richards  
Controller . . . . . Robert McBurnett  
Director of Customer Service and Security . . . . . Mike Coakley  
Executive Director,  
Astrodome-Astros Stadium Corporation . . . . . Bill Boyd  
Ticket Director . . . . . TBA  
Director of Marketing . . . . . Ethan Cartwright  
Director of Advertising . . . . . Jerry Sagehorn  
Assistant Ticket Director . . . . . TBA  
Manager of Financial Analysis . . . . . Teresa Pelanne  
Manager of Data Processing . . . . . Jeff Paschal  
Manager of Office Services . . . . . Magge Colman



## **DR. JOHN J. McMULLEN**

### **Chairman**

John J. McMullen, Chairman of the Board of the Houston Sports Association and the Houston Astros, begins his second decade of service to Houston and the Gulf Coast region in 1990.

Since his purchase of the club on May 10, 1979, and with the support of the Harris County Commissioner's Court, McMullen has provided the leadership and direction to revitalize the Astrodome complex and again make it a showcase for the City of Houston and the nation.

As the Astrodome celebrates its 25th anniversary as the first and finest domed stadium in existence, a multimillion dollar renovation has been completed. Since 1985, the grounds of the property have been completely landscaped. Inside the Astrodome, new seats have been installed, including the addition of 10,000 seats in the baseball outfield area. A concrete floor has been poured as the base of the Astrodome and two new Magic Carpet turf systems, one for baseball and one for football, have been installed. Astrodome expansion has also seen completion of two phases of luxury suites, the addition of a second Diamond Vision board and new scoreboards.

McMullen ventured into baseball in 1974 as a limited partner in the New York Yankees. Since his purchase of the Astros, the club has become a consistent winner, capturing West Division titles in 1980 and 1986, and a second half title in 1981 before falling in the divisional playoff. In the decade of the 80s, Houston produced winning seasons seven-of-10 years. His role in the game includes serving on several major league baseball committees. An avid sportsman, McMullen is also Chairman of the Board and majority shareholder of the New Jersey Devils hockey team.

Highly respected in his own field of naval architecture and shipping, McMullen put together a distinguished career in the U.S. Navy before entering private business. After earning a degree in Electrical Engineering from the Naval Academy in 1940, he served from 1940-54, resigning from active service with the rank of Commander. While in the Navy, McMullen earned his Master's Degree in Naval Architecture and Marine Engineering from the Massachusetts Institute of Technology, and a Doctor of Mechanical Engineering Degree at the Swiss Federal Institute of Technology.

Following his discharge from the Navy, McMullen was Chief of the U.S. Maritime Administration Office of Ship Construction and Repair in Washington from 1954-57. His main business concern since 1957 has been as Chairman of John J. McMullen Associates, Inc., a naval architecture firm. He also owns and operates several other private companies and major real estate holdings.

McMullen and his wife Jacqueline have three children: Peter (10/15/59); Catherine Blake (9/21/61); and John, Jr., (7/9/69).

## **Shareholders of the Houston Sports Association**

**Dr. John J. McMullen - Chairman of the Board**

Mrs. James (Catherine) Blake  
H.L. Brown, Jr.  
Mrs. Thomas E. (Mimi) Dompier  
James A. Elkins, Jr.  
Alfred C. Glassell, Jr.  
Jacqueline McMullen

Peter McMullen  
John McMullen, Jr.  
Mrs. Stephen (Mary) Mochary  
Mrs. R.E. (Bob) Smith Estate  
Jack T. Trotter





## **BILL WOOD**

### **General Manager**

Bill Wood is entering his third season as General Manager of the Astros and his 14th year in the Houston front office. He was named the sixth General Manager in franchise history on December 7, 1987, by Astros Chairman of the Board, Dr. John J. McMullen.

Since coming to Houston on November 1, 1976, Wood has filled four different positions for the club. He began as the Assistant Director of Minor League Clubs and Scouting, a position he held until prior to the 1979 season when he was promoted to Director of Minor League Operations. He filled that role until July 12, 1985, when he was named Assistant General Manager.

Wood, 48, is entering his 21st year in professional baseball. His career began in 1969 when he was appointed Assistant General Manager at Albuquerque in the Dodgers' system. In January of 1970 he was named General Manager of the Dodgers' Daytona club and stayed there until 1972 before filling the same role at El Paso. By 1973, he had become one-third owner of the club and was still General Manager.

Following the 1973 campaign, Wood went to work for the National Association of Professional Baseball Leagues as Assistant to President Hank Peters. He was President Bobby Bragan's assistant until joining the Houston organization in 1976.

A native of Wichita Falls, Texas, Wood graduated from the University of Texas in 1965 with a degree in Business and Statistics. He served in the Navy following graduation and before starting his baseball career. He and wife Jan have two children: Natalie (3/18/70); and Jeff (8/24/73).



## **BOB WATSON**

### **Assistant General Manager**

Bob Watson is back for his second season as Assistant General Manager after having been named to the post on November 22, 1988. He has returned to the organization which brought him into professional baseball on January 31, 1965, when he signed a free agent contract with the Astros.

Watson, 43, worked for the Oakland Athletics for four seasons as an instructor and coach prior to his return to Houston. He joined the Athletics as a roving hitting instructor on both the minor and major league levels in 1985. Midway through the 1986 season, however, he was appointed the major league club's batting coach, a role he also filled in 1987. He was Oakland's bench coach during the 1988 campaign, assisting that year's American League Manager of the Year, Tony LaRussa.

In a playing career that spanned 15 full seasons, Watson had a .295 lifetime average with 184 homers and 989 RBI. He still ranks fourth on the Houston career home run list (139) and second in career RBI (782).

After hitting .272 in 1970 and .288 in 1971, Watson had back-to-back .312 seasons in 1972-73. He was named a National League All-Star in 1973 and 1975, the latter year when he hit a career-best .324 with 18

homers and 85 RBI. He has a pair of his spikes in baseball's Hall of Fame for scoring the game's 1,000,000th run in 1976, the same season he broke the 100-RBI mark for the first time in his career. In 1977, Watson established Houston's club record for single-season RBI (110).

On June 13, 1979, his contract was traded to Boston, and he hit .337 with 13 homers and 53 RBI for the Red Sox. On September 15 of that season, he established a major league record by becoming the first player ever to hit for the cycle in each league.

Watson signed a free agent contract with the New York Yankees in 1980 and played on their 1981 World Series team. On April 23, 1982, his contract was traded to Atlanta, where he finished his career after the 1984 season.

Watson was born in Los Angeles, was graduated from Fremont High School and attended Harbor Junior College. He and wife Carol have two children: Keith (6/22/70) and Kelley (12/13/72).



## **YOGI BERRA**

### **Senior Baseball Advisor**

One of baseball's best-loved and most recognized figures, Yogi Berra, will be entering his new position as senior baseball advisor with the Astros for the 1990 season.

Berra, a member of Baseball's Hall of Fame and with over 40 years of experience in the game, joined the Astros coaching staff in 1986, working for a big league club outside of New York City for the first time since 1946, the year he broke into the big leagues.

He was an Astros coach for four seasons, serving the 1989 campaign as hitting instructor before announcing his retirement from active field coaching at the conclusion of the year.

Berra, 64, was also a manager of both the New York Yankees (1964, 1984-85) and New York Mets (1972-75), guiding both clubs to World Series appearances. As a player, he appeared in a record 14 Fall Classics and set World Series records for games, at-bats, hits and doubles. Berra also went to the World Series an additional five times as a coach.

A three-time winner of the American League's Most Valuable Player Award (1951, 54, 55), Berra was a 15-time All-Star. He and his wife Carmen have three sons: Larry, Jr. (12/8/49), who played in the Mets organization, Tim (9/23/51), a former wide receiver with the football Giants and Colts and Dale (12/13/56), who has played with the Yankees, Pirates and Astros.

Joe Morgan became the first product of the Houston organization to be elected to the Baseball Hall of Fame when he was tabbed in 1990. Morgan was signed by Houston as a free agent on November 1, 1962. He played for Houston from 1963-71 and again in 1980.

Two other members of the Baseball Hall of Fame in Cooperstown, New York spent a portion of their careers in Houston. Eddie Mathews, who was selected to the Hall in 1978, appeared with the Astros in 1967 and Robin Roberts, selected in 1976, pitched for Houston in 1965 and 1966. Hall of Famer Yogi Berra was an Astros coach from 1986-89.



## **DONALD DAVIDSON**

**Special Assistant  
to the General Manager**

In a baseball career that spans more than 40 years, Donald Davidson begins his 15th season in the Houston front office in 1990.

The senior member of the Astros staff, Davidson came to the organization in 1976 as Director of Public Relations. He has also served the club as traveling secretary and as administrative assistant to the President. Davidson's career began in 1939 as a batboy for the Boston Braves and Red Sox.

In 1948, he moved into the Braves public relations department to start his administrative career. He received the prestigious Bill Slocum Award for long and meritorious service in 1971, was named King of Baseball in 1984, was honored with the long and meritorious service award by the Houston chapter of the BBWAA in 1986, and won the Robert O. Fishel Award for public relations excellence in 1989.

Davidson and his wife Patti have three children: Patrika (4/6/48); Margot (3/11/49); and Deehan (12/11/50).



## **TED HARACZ**

**Vice President of Marketing**

Overseeing the club's marketing effort, Ted Haracz is beginning his fourth season on the Astros' staff.

Haracz, 47, plots Houston's yearly marketing strategy along with coordinating the broadcasting, communications, group and season sales, and advertising sales areas. He is an N.L. marketing representative on the steering committee for the 1990 business meetings.

Prior to joining the Astros, Haracz was Director of Communications for the Ladies Professional Golf Association for more than four years. His background also includes seven seasons as Director of Public Relations for the Chicago Bears, and five years as Sports Information Director at Purdue University.

A graduate of the College of St. Thomas (Minn.), Haracz and his wife Judy have three children: Matthew (12/22/71); Kristy (8/13/77); and Annie (9/26/78).

The fastest game a Houston team has ever played came on August 24, 1974 when it took the Astros just 1 hour and 26 minutes to beat the Phillies 1-0 in the Astrodome. The longest game in Houston history took seven hours and 14 minutes in Houston on June 3, 1989, when the Astros defeated Los Angeles 5-4 in 22 innings. The game also set a league record as the longest night game.



## **TIM HELLMUTH**

**Assistant to  
the General Manager**

Beginning his third season in Houston, Tim Hellmuth will assist General Manager Bill Wood and Assistant General Manager Bob Watson with daily front office duties.

Hellmuth, 27, is in his second stint with the Astros, having served as an intern for the club from April to August, 1983. A native of New York City and a 1987 graduate of Yale University, Hellmuth worked previously in corporate communications for the W.R. Grace Company in his hometown.



## **ROB MATWICK**

**Director of Public Relations**

Rob Matwick is beginning his fifth season as the Astros Director of Public Relations.

Matwick supervises the day-to-day operation of the public relations staff, which handles the team publicity, oversees press box operations and writes and edits the Astros official media guide, game programs and *Astrosports* newspaper.

He travels extensively with the club during the spring and regular season to handle daily media requests, prepare game-related information and serve as a spokesman for the club. He is an N.L. public relations representative on the statistics committee and on the steering committee for the 1990 business meetings.

A former Sports Information Director at Wichita State University for three years, Matwick, 32, joined the Astros on October 15, 1985. He received his undergraduate and graduate degrees from South Carolina, where he also spent two years as a sports information assistant.



## **FRED NELSON**

**Director of  
Minor League Operations**

Overseeing the operation of Houston's six minor league affiliates on a day-to-day basis is Director of Minor League Operations Fred Nelson.

Beginning his fifth season with the Astros, Nelson was an assistant in player development with the Chicago White Sox organization before joining the club. He also managed three seasons at Niagara Falls of the New York-Penn League.

An All-America infielder at Arizona State, Nelson was drafted and signed by the Dodgers, where he spent three seasons (1968-70) in the

organization. He returned to his alma mater in 1972 as an assistant coach, then accepted a head coaching position at Missouri-St. Louis in 1973. In 1975, he was named head baseball coach and assistant athletic director at Scottsdale Community College in Arizona.

Nelson, 42, and his wife Jennifer have two children: Eric (1/6/87) and Alexandra (12/23/88).



## **DAN O'BRIEN**

### **Director of Scouting**

A nine-year veteran of the Houston organization, Dan O'Brien, starts his sixth year of supervising the efforts of the Astros' scouting staff.

O'Brien, 35, came to the Astros in December of 1981 as Assistant to the Directors of Scouting and Minor Leagues. In mid-1984 he was named Coordinator of Scouting, then later the same year was named to his current post.

Over the past two years, O'Brien has restructured the Astros scouting department resulting in a new regional alignment and additional scouts. This past off-season, O'Brien traveled to Venezuela to start a scouting and development complex under the supervision of scout Andres Reiner.

O'Brien worked for the Seattle Mariners from 1977-81, first as Director of Group Sales, then as Director of Business Affairs. His father, Dan O'Brien, Sr., works for the California Angels' organization. O'Brien and wife Gail reside in Spring.



## **PAT O'CONNER**

### **Director of Florida Operations**

Overseeing the Astros operations in Florida is Pat O'Conner, now entering his fourth year in Houston's minor league system.

O'Conner, 31, serves as Houston's Florida contact for all baseball-related matters with Osceola County, the organization's programs and the community.

He has served as the General Manager of the Osceola Astros for the past three years and was named the Florida State League Executive of the Year in 1988.

Previously, O'Conner was the Director of Athletic Marketing and Promotions at Lamar University in Beaumont and has also been General Manager at Greenwood (SC) in the South Atlantic League in 1982 and Assistant General Manager at Beaumont in the Texas League in 1983.

O'Conner was graduated from Wittenberg (OH) University and holds a Master's Degree in Sports Administration from Ohio University. He and his wife Teri make their home in Kissimmee, Florida.



**CHUCK POOL**  
**Assistant Director  
of Public Relations**

Entering his fifth season with the Astros, Chuck Pool serves as Assistant Director of Public Relations.

Pool, 31, came to Houston in November of 1985 after five years in the Sports Information Office at the University of Nebraska. His experience included working as a press officer at the 1984 Olympic Games in Los Angeles and at the 1985 U.S. Olympic Festival.

A 1980 graduate of Nebraska, Pool handled media relations for baseball, swimming and men's gymnastics and assisted with football and basketball at his alma mater.

He, wife Laura and son Kevin (3/8/89) live in Houston.



**LEW TEMPLE**  
**Assistant to the  
Directors of Minor Leagues  
and Scouting**

Lew Temple in his sixth season with the Houston organization and serves as Assistant to the Directors of Minor Leagues and Scouting.

Temple, 26, coordinates the location and movement of the scouting staff, and works on a day-to-day basis with the Astros' six affiliate clubs. His first association with baseball was as a batboy for the Seattle Mariners in 1978. By 1982, he had worked as a bullpen catcher and assisted in marketing, promotions and player personnel.

A 1985 graduate of Rollins College, Temple was a four-year baseball letterman and the team's Most Inspirational Player.



**BARRY WATERS**  
**Traveling Secretary**

Barry Waters is returning for his fourth full season as Houston's Traveling Secretary in 1990.

Waters, 31, is responsible for handling the Astros' travel and road accommodations in the spring and during the regular season. He took over his current post on an interim basis in July of 1986 before being named to the position in September of the same year.

A native of Ashland, Mass., Waters joined the organization in 1980 and filled several positions before being named Traveling Secretary. He worked with the Los Angeles Dodgers for one season before joining the Astros.

Waters and wife Judy live in Houston.

## FRONT OFFICE STAFF

**BILLY JOE BOWMAN, Assistant to Manager.** Has served various duties with the Astros since 1963. Has thrown batting practice for 15 years and kept pitching charts and operated the radar gun since 1976. Pitched for University of Tennessee squad that placed second in the 1951 College World Series before signing with the St. Louis Cardinals. Pitched in Cardinals minor league system until 1960, closing out his career with the Houston Buffs. Bowman, wife Deborah and sons, Joel (2/21/58) and John Paul (1/3/88), live in Houston.

**DR. WILLIAM BRYAN, Team Physician.** A specialist in orthopedic surgery who performs all shoulder and knee operations and all arthroscopes for the Astros. Beginning his eighth season with Houston. Practicing physician with Fondren Orthopedic Group at the Methodist Hospital in Houston while also serving as Assistant Professor of Orthopedic Medicine at alma mater, the Baylor College of Medicine in Houston. He, wife Sandy, sons David (4/5/77), Travis (6/21/81), Kyle (5/3/79) and Cody (1/18/89) and daughter Sarah Ann (7/28/87), live in Houston.

**DR. A. EUGENE COLEMAN, Physical Conditioning Coach.** Dr. Gene Coleman, 47, will be responsible for the club's in-season and off-season training programs. Has been associated with the Astros since 1978. Received undergraduate HPER degree from Lamar University, master's degree from Oklahoma University and doctorate from University of Texas at Austin.

**JIM "DOC" EWELL, Trainer Emeritus.** Has been with the club since its inception in 1962. Works with team throughout season, including spring training. Baseball career began in 1938 at Norfolk, Va. Also worked with the New York Yankees from 1950-54 and at Kansas City from 1955-61. Honored by the Houston BBWAA Chapter in 1989 for long and meritorious service. He and his wife Betty live in Sugar Land.

**DR. MICHAEL FELTOVICH, Team Physician.** A specialist in internal medicine who enters his 10th season with the Astros. Handles health-related problems while also conducting annual team physicals. A graduate of Allegheny College with a medical degree from the University of Pennsylvania. Wife's name is Jane.

**DEBRA FULMER, Director of Group Sales.** Responsible for all telemarketing and sales efforts for Astros Group Sales. Joined Astros organization in 1988 after working in Austin as Sales Manager with the University of Texas' Frank Erwin Center. Also served as Assistant Promotions Manager with KRIV-TV in Houston. A graduate of the University of Oklahoma.

**PAM GARDNER, Director of Communications.** Joined club in January, 1989. Handles creative aspects of all Astros advertising for radio, television and print media. Most recently held title of Vice President of Advertising and Public Relations for a top ad agency in Chicago. A graduate of the University of Wisconsin.

**MARK GUION, Director of Promotions.** Begins second season as coordinator of team's special events promotions. Served as advertising sales coordinator for two years before moving to current position in February, 1989. A 1986 graduate of Stephen F. Austin University who lives in Houston with wife Lynn.

**JAMIE HILDRETH, Director of Broadcasting.** Oversees 40-plus station Astros Radio Network. Also responsible for coordinating radio and television sales. A 17-year veteran of Houston radio who joined the Astros in July, 1987. Was Sales Manager of Astros flagship station, KTRH, from 1984-87. Jamie, wife Theresa and sons Jeff (7/21/66) and Shane (6/28/79), live in Houston.



**REX JONES, Trainer.** Joined the Astros major league training staff in 1989 after working as a minor league trainer for 11 years. Graduated from SW Missouri State in 1979 with a degree in Physical Education. A member of the Certified Athletic Trainer's Association who has also worked with the Kansas City Chiefs and Central Missouri State University. Jones, wife Annette, daughter Megan (3/28/85) and son Jeremiah (11/8/86), reside in Houston.

**DAVE LABOSSIERE, Trainer.** Enters his seventh full season with the Astros after assuming the trainer's duties in June, 1983. Worked in the Boston Red Sox organization from 1973-79 and with Tucson from 1980-83. Graduated from Springfield College and also holds a master's degree from the University of North Carolina. Dave, wife Stephanie and son Joshua (9/16/89), live in Houston.

**DENNIS LIBORIO, Equipment Manager.** Opens his 11th year with the Astros. A native of Framingham, Mass., Liborio began his career in baseball as a bat boy for the Boston Red Sox in 1969. He served as the Assistant Equipment Manager for the Los Angeles Dodgers in 1977 and came to Houston in 1980. Liborio lives in Houston.

**MIKE LEVY, Director of Season Ticket Services.** Entering fourth season with Astros and second year as Director of Season Ticket Services. Was Assistant Manager in the Group/Season Ticket Sales Department for two years and also Director of Sales for three years for the Arena Corporation in Pittsburgh. He and wife Bennie live in Webster.

**DAVID A.K. MATLIN, Marketing Operations Manager,** Coordinates all game day promotional activities for Astros, including Astros Buddies, Straight A's and Skittles Youth Clinics. Joined club in May, 1987 after graduation from University of Michigan. Also served as public relations intern for three seasons with Detroit Tigers from 1984-86, where his father, Lew, is Director of Special Projects. He and wife Dana reside in Houston.

**NORM MILLER, Director of Advertising Sales.** A former Houston outfielder who rejoined the Astros staff in October, 1987. Worked in private business for 14 years following his retirement from baseball in 1974. Responsible for all advertising sales for club's publications and promotional items. Major league career spanned 10 seasons, including from 1965-72 with the Astros. Remembered for scoring the winning run in the longest game in Astros history, a 24-inning, 1-0 win over New York on April 15, 1968. He, wife Vicki and daughters Alyson (6/18/73) and Erin (8/6/79) live in Sugar Land.

**GAYLE MONGAN, Assistant Director of Communications,** Joined Astros marketing staff in December after working for University of Houston marketing staff for 1½ years. Assists in creation of team's radio, television and print advertising. Also worked at KPRC Radio in Houston. A 1986 graduate of Southwest Texas State University in San Marcos who lives in Houston.

**STEVE PERRY, Visiting Clubhouse Manager.** Begins his second year as visiting clubhouse manager after serving as umpire attendant for three years. Also was visiting clubhouse assistant for seven years and is entering 12th season in the Astros organization. Steve, 28, is single and lives in Houston.

**DAVID RAWNSLEY, Administrative Assistant, Minor Leagues & Scouting,** Entering second season with Minor League Department after serving internship in 1989. Attended Sports Administration program at Ohio University before joining club in January, 1989. Was graduated from DePauw University in 1983 where he served as the school's Sports Information Director his senior year. Also was Director of Communications for Indiana Special Olympics for two years. He and wife Marcia live in Houston.

**CHRIS RICE, Administrative Assistant for Major League Operations.** Has worked in Major League Baseball for 17 years, including the last four seasons assisting the General Manager of the Astros. Job duties include assisting with the day-to-day operation of the front office and maintenance of all player contracts and financial information. Also worked in the Kansas City Royals Minor Leagues and Scouting office and as the Royals Season Ticket Coordinator. Rice lives in Houston.

**CRAIG SANDERS, Public Relations Assistant.** Enters third full season with club after joining public relations department in July, 1987. Named to current position in March, 1989 after serving as intern for first two years. Serves as co-editor of team's publications and assists public relations department in home and road game notes, releases and media requests. Was graduated from UCLA in 1986 after working three years there as sports information assistant. Also was intern at University of Houston for one year before joining Astros. Has assisted with press operations in 1984 Olympic Games, 1989 NBA All-Star Game, 1988 & 1989 NBA Playoffs, 1989 NLCS, 1988 AFC Wildcard Game, 1989 Cotton Bowl and several NCAA Playoff events.

**STEVE SIMPSON, Broadcast Sales,** Beginning first full season with club's broadcasting department and is responsible for all advertising sales on club's 40-station radio network. Previously worked at KTRH radio in Houston as an account executive. A 1983 graduate of the University of Texas at Austin.

**JOHN SORRENTINO, Director of Community Services.** Began duties as Director of Community Services in December, 1988 after working in season and group sales office for two years. Arranges player appearances, is in charge of Astros Speaker's Bureau, Astros Alumni Association and appearances of team's new mascot, Orbit. Also was Sales Manager with Houston Gamblers in 1983 and 1984. He, wife Karen and son Andrew Charles (1/29/89) live in Kingwood.

**STRECH SUBA, Bullpen Assistant.** Beginning his 13th season with the Astros. Played for Sarasota Astros in 1977 before assuming present duties during 1978 campaign. A graduate of Houston Smiley High School, Suba attended Oklahoma City College before signing with Houston. He and his wife Cheri Jo live in Manvel.

On July 9, 1968, the first 1-0 game in the history of All-Star competition was played at the Astrodome. The National League scored the only run of the game in the first inning on a single, error, wild pitch and double play. The game, first in the classic series to be played indoors, packed the Astrodome with a crowd of 48,321 fans, who paid a then record total \$383,733 at the gate.

The first official National League home run hit in the Astrodome was by Richie Allen of the Philadelphia Phillies on April 12, 1965. It was hit off Astros' pitcher Bob Bruce in the third inning with one man on base.

It was not until April 24th that a Houston player hit a home run in the Astrodome in league play. Bob Aspromonte connected off Vernon Law of the Pittsburgh Pirates in the sixth inning with one man on base.

# 1990 Houston Astros





## ART HOWE

### #18 - Manager

**BIRTHDATE:** December 15, 1946

**1990 OPENING DAY AGE:** 43

**BIRTHPLACE:** Pittsburgh, Pa.

**HOME:** Houston, Tex.

**BATS:** Right

**THROWS:** Right

**HEIGHT:** 6-1

**WEIGHT:** 200

After spending more than seven seasons in an Astros uniform as a player, Art Howe returned to the Houston organization on November 7, 1988, when he was named the 10th manager in franchise history.

Despite being a rookie major league skipper in 1989, Howe guided the Astros to an 86-76 mark. The club finished in third place in the National League West, only six games behind the pennant-winning Giants. For his efforts, Howe finished fourth in National League Manager of the Year balloting by the BBWAA.

Howe returned to the Astros after working as a coach for the Texas Rangers for four seasons. During his tenure with the Rangers, he worked as a third base coach, first base coach and hitting instructor. His previous managing experience included four winters in the Puerto Rican League, at Bayamon in 1979, 1980 and 1982, and at Ponce in 1985. He was named the league's manager of the year in 1980. He also guided the Rangers to a 2-2 mark from September 12-14, 1986, while manager Bobby Valentine was serving a four-game suspension.

A .260 lifetime hitter, Howe played in 891 major league games. His playing career spanned more than 10 seasons and included stops in Pittsburgh, Houston and St. Louis. His best single season was 1981 when he led the Astros with a .296 average. He hit .344 in the first half of that campaign, and was named National League Player of the Month for May after hitting at a .460 clip. In the same month, he established what is still the Houston all-time best hitting streak at 23 games.

Howe was a member of Houston's 1980 West Division championship team. He had a homer, two singles and four RBI in the Astros' division-clinching 7-1 win over Los Angeles in a one-game playoff.

The 1990 season is Howe's 20th in professional baseball. Born in Pittsburgh, he starred in baseball and football at Shaler High in Glenshaw, Pa., (graduated in 1964). He played four years of baseball and one year of football at the University of Wyoming in Laramie. He was a quarterback in football for the Cowboys before a back injury ended his grid career.

Howe was graduated from Wyoming in 1969 with a Bachelor of Science degree in business administration. He was working for the Westinghouse Corporation as a computer programmer before a friend talked him into attending a Pittsburgh Pirates tryout camp. He signed a free agent contract with the Pirates in August of 1970 at the age of 23.

After spending parts of the 1974 and 1975 seasons in Pittsburgh, Howe's contract was acquired by Houston on January 6, 1976. The acquisition completed a deal which sent the contract of second baseman Tommy Helms to the Pirates on December 12, 1975. Howe spent most of 1976 in Memphis before playing in 21 games with the Astros. Beginning in 1977, however, he played the next seven seasons in a Houston uniform.

Surgery on his left ankle and right elbow forced Howe to miss the entire 1983 season. He played out his option with the Astros and signed as a free agent with St. Louis on March 21, 1984. He stayed with the Cardinals until April 22, 1985, when the club released him.

Howe and his wife, the former Elizabeth (Betty) Louise Falconio, were married on August 16, 1969, and have three children: Stephanie Lynn (10/31/71), Gretchen Leigh (3/13/74) and Matthew Louis (9/16/76). The Howe family has made its home in Houston for several years.

#### RECORD AS A MANAGER

YEAR	CLUB	LEAGUE	WON	LOST	PCT.	POSITION
1989	Houston	National	86	76	531	3rd (West Division)

#### RECORD AS A PLAYER

YEAR	CLUB	LEAGUE	G	AB	R	H	2B	3B	HR	RBI	AVG.
1971	Salem	Carolina	114	382	77	133	27	7	12	79	.348
1972	Charleston	International	109	365	68	99	21	3	14	53	.271
1973	Charleston	International	119	372	50	85	20	1	8	44	.228
1974	Charleston	International	60	207	26	70	17	4	8	36	.338
	Pittsburgh	National	29	74	10	18	4	1	1	5	.243
1975	Charleston	International	11	42	4	15	1	3	0	3	.357
	Pittsburgh	National	63	146	13	25	9	0	1	10	.171
1976	Memphis	International	74	259	50	92	21	3	12	59	.355
	Houston	National	21	29	0	4	1	0	0	0	.138
1977	Houston	National	125	413	44	109	23	7	8	58	.264
1978	Houston	National	119	420	46	123	33	3	7	55	.293
1979	Houston	National	118	355	32	88	15	2	6	33	.248
1980	Houston	National	110	321	34	91	12	5	10	46	.283
1981	Houston	National	103	361	43	107	22	4	3	36	.296
1982	Houston	National	110	365	29	87	15	1	5	38	.238
1983	Houston	National	(Injured - Did Not Play)								
1984	St. Louis	National	89	139	17	30	5	0	2	12	.216
1985	St. Louis	National	4	3	0	0	0	0	0	0	.000

MAJOR LEAGUE TOTALS 891 2626 268 682 139 23 42 293 .260

#### DIVISION SERIES RECORD

YEAR	CLUB	LEAGUE	G	AB	R	H	2B	3B	HR	RBI	AVG.
1981	Houston	National	5	17	1	4	0	0	1	1	.235

#### CHAMPIONSHIP SERIES RECORD

YEAR	CLUB	LEAGUE	G	AB	R	H	2B	3B	HR	RBI	AVG.
1974	Pittsburgh	National	1	1	0	0	0	0	0	0	.000
1980	Houston	National	5	15	0	3	1	1	0	2	.200

CHAMPIONSHIP TOTALS 6 16 0 3 1 1 0 2 .188

## 1990 BIRTHDAYS

### JANUARY

10—Bob Cluck (44)  
12—Mike Simms (23)  
13—William Brennan (27)  
21—Dave Smith (35)

### FEBRUARY

10—Ryan Bowen (22)  
18—Rafael Ramirez (31)  
15—Mark Davidson (29)  
20—Bill Gullickson (31)  
23—Juan Agosto (32)

### MARCH

2—Jose Cano (28)  
18—Brian Fisher (28)  
22—Matt Galante (46)  
28—Glenn Davis (29)

### APRIL

21—Ken Caminiti (27)  
26—Mike Scott (35)  
Steve Lombardozzi (30)  
29—Louie Meadows (29)  
30—Phil Garner (41)

### MAY

4—Ken Oberkfell (34)  
5—Larry Andersen (37)  
8—Dave Rohde (26)  
28—Bill Doran (32)

### JUNE

23—Jim Deshaies (30)

### JULY

8—Terry Puhl (34)  
11—Ed Ott (39)

### AUGUST

16—Xavier Hernandez (25)  
21—Andujar Cedeno (21)  
23—Bert Hunter (23)  
26—Alex Trevino (33)

### SEPTEMBER

10—Terry Wells (27)  
13—Ed Napoleon (53)  
18—Roger Mason (32)  
20—Rudy Jaramillo (40)  
26—Charley Kerfeld (27)

### OCTOBER

10—Harold Allen (25)  
14—Carl Nichols (28)  
22—Gerald Young (26)  
25—Danny Darwin (35)  
30—Mark Portugal (28)

### DECEMBER

1—Dan Schatzeder (36)  
14—Craig Biggio (25)  
15—Art Howe (44)  
18—Jim Clancy (35)  
22—Glenn Wilson (32)



## BOB CLUCK

**#54 - Coach**

**BIRTHDATE:** January 10, 1946

**1990 OPENING DAY AGE:** 44

**BIRTHPLACE:** San Diego, Calif.

**HOME:** San Diego, Calif.

**BATS:** Left

**THROWS:** Left

**HEIGHT:** 6-2

**WEIGHT:** 195

Although he is working for the Houston organization for the second time, Bob Cluck will spend his first season on the major league field staff in 1990 as Art Howe's pitching coach.

Cluck was named to his current position on November 2, 1989. He filled several roles for the club the past two years, including coordinating all minor league pitching instruction, serving as a national cross-checker at the major league level and as a special assignment scout.

Cluck was also with the Houston organization from 1972-81. He was a player-coach at Oklahoma City and Denver in 1972-73. He started 1974 as a player before finishing the year coaching at Columbus (Ga.). He managed Dubuque (Ia.) in 1975-76, then was assistant field coordinator in 1977 and minor league field coordinator in 1978. He was Houston's Coordinator of Minor League Instruction from 1979-81.

Between tours of duty with Houston, Cluck worked in the San Diego organization from 1982-87. His duties with the Padres included Director of Minor League Development (1982-83), manager at Las Vegas (1984-85) and as a minor league instructor (1986-87).

Cluck is considered an expert on hitting and pitching mechanics, and was among the first to make use of video tape and high speed film. Since 1970, he has conducted the highly-successful San Diego School of Baseball in his hometown. He attended San Diego City College (1964-65) and graduated from San Diego State (1966-67) before starting his minor league playing career.

Cluck and wife Teri have two daughters: Jennifer (2/20/72) and Amber (10/24/73).

### RECORD AS A PLAYER

YEAR	CLUB	LEAGUE	W-L	ERA	G	IP	H	R	ER	BB	SO
1967	Salt Lake	Pioneer	3-2	4.20	21	45	45	31	21	23	50
1968	Salem	Carolina	1-1	1.50	2	12	11	2	2	3	10
	Clinton	Midwest	1-1	1.69	3	16	14	4	3	11	8
1969	Salem	Carolina	10-4	2.25	20	120	103	47	30	60	90
1970	Waterbury	Eastern	5-3	3.10	22	90	70	38	31	55	56
1971	Waterbury	Eastern	2-3	3.80	30	64	55	30	27	25	33
1972	Okla. City	Amer. Assn.	3-2	3.36	46	62	63	26	23	31	57
1973	Denver	Amer. Assn.	6-3	3.80	38	66	72	35	28	21	45
1974	Denver	Amer. Assn.	0-0	0.00	2	1	1	1	1	2	0
	Cedar Rapids	Midwest	1-3	1.86	22	29	19	10	6	5	21

### RECORD AS A MANAGER

YEAR	CLUB	LEAGUE	WON	LOST	POSITION
1975	Dubuque	Midwest	29	30	2nd—First Half
			29	37	3rd—Second Half
1976	Dubuque	Midwest	31	31	3rd—Second Half
			28	40	4th—Second Half
1984	Las Vegas	Pacific Coast	42	28#	1st—Southern Division
			29	37	4th—Southern Division
1985	Las Vegas	Pacific Coast	33	39	5th—Southern Division
			32	40	3rd—Southern Division

# Lost playoff vs. Hawaii, three games to none.



## MATT GALANTE

### #48 - Coach

**BIRTHDATE:** March 22, 1944

**1990 OPENING DAY AGE:** 46

**BIRTHPLACE:** Brooklyn, N.Y.

**HOME:** Staten Island, N.Y.

**BATS:** Right

**THROWS:** Right

**HEIGHT:** 5-6

**WEIGHT:** 175

Matt Galante, a member of the Houston organization since the 1980 season, returns for his sixth year of working with the major league club. It marks his second straight year in the third base coaching box and assisting manager Art Howe in his game preparations.

Galante made his first appearance on the major league level in 1985 after managing in the organization for five years, first at Double A Columbus (1980-82), then at Triple A Tucson (1983-84). He began his managing career in 1973 at Newark in the New York-Penn League for the Milwaukee Brewers organization. He stayed with the Brewers through 1977, with the highlight being a Midwest League championship in 1974 at Danville.

Galante joined the New York Mets organization in 1978 as a scout and minor league instructor, and managed Little Falls of the New York-Penn League in 1979.

An All-America second baseman at St. John's University, Galante was drafted by the New York Yankees in June, 1966. He played in the Yankees' system through 1971 before being traded to Milwaukee in 1972. He worked as a player-coach at Evansville in 1973 before beginning his managing career the same year at Newark.

Galante and his wife Mary have three children: Mary (1/9/72); Paul (3/8/74); and Matthew, Jr., (10/10/78).

#### RECORD AS A PLAYER

YEAR	CLUB	LEAGUE	G	AB	R	H	2B	3B	HR	RBI	AVG.
1966	Binghamton	NYP	71	257	51	88	8	1	0	27	.342
1967	Greensboro	Caro	77	238	52	89	9	0	0	23	.314
	Syracuse	Int.	77	279	31	72	9	0	0	19	.258
1968	Syracuse	Int.	13	50	4	11	0	1	0	2	.220
	Binghamton	East	111	402	38	94	6	1	9	21	.234
1969	Syracuse	Int.	82	217	36	64	10	2	0	14	.295
1970	Syracuse	Int.	66	175	29	42	4	2	0	19	.240
1971	Manchester	East	66	222	22	49	4	0	0	10	.221
	Syracuse	Int.	19	27	3	5	1	0	0	2	.185
1972	Evansville	AmAs	56	101	11	28	1	0	0	3	.277
1973	Evansville	AmAs	21	42	7	11	1	0	0	3	.262

#### RECORD AS A MANAGER

YEAR	CLUB	LEAGUE	WON	LOST	POSITION
1973	Newark	New York-Penn	15	55	Eighth
1974*	Danville	Midwest	27	29	Third-1st half
			34	28	First-2nd half
1975	Burlington	Midwest	31	31	Third-1st half
			33	35	Third-2nd half
1976	Burlington	Midwest	34	30	Second-1st half
			34	31	Third-2nd half
1977	Holyoke	Eastern	73	66	Third
1979	Little Falls	New York-Penn	31	39	Third
1980	Columbus	Southern	35	34	I-Second-1st half
			41	34	Second-2nd half
1981	Columbus	Southern	34	34	Third-1st half
			29	44	Fifth-2nd half
1982	Columbus	Southern	36	36	Fourth-1st half
			38	33	Third-2nd half
1983	Tucson	Pacific Coast	34	36	Third-1st half
			34	38	Fourth-2nd half
1984	Tucson	Pacific Coast	38	32	Third-1st half
			31	39	Third-2nd half

\*Won Midwest League playoffs





## PHIL GARNER

### #3 - Coach

**BIRTHDATE:** April 30, 1949

**1990 OPENING DAY AGE:** 40

**BIRTHPLACE:** Jefferson City, Tenn.

**HOME:** Kingwood, Tex.

**BATS:** Right

**THROWS:** Right

**HEIGHT:** 5-10

**WEIGHT:** 180

One of the most popular Astros as a player, Phil Garner returns for his second second in the first base coaching box in 1990.

Garner, 40, who broke into the major leagues in 1973 with the Oakland A's, retired as an active player following the 1988 season. His playing career also included stops in Pittsburgh, Houston, Los Angeles and San Francisco.

Garner was traded to Houston from Pittsburgh on August 31, 1981, and played in all five games of the divisional playoff series that year vs. Los Angeles. In 1982, his first full season with the Astros, he set career-highs for hits (161) and RBI (83). The next year, his first full year at third base, he slugged 14 home runs, the second-highest total of his career.

In 1986, Garner was a key ingredient in Houston's drive to the West Division title. Platooning at third base with Denny Walling, Garner hit .265 with nine homers and 41 RBI. He also hit safely in two of the three games he played in the League Championship Series vs. New York.

Garner was a three-time All-Star as a player (1976, 1980, 1981) and played in the LCS three times (1975-Oakland, 1979-Pittsburgh, and 1986). In 1979, he had a career-best .279 average for the world champion Pirates, hit .417 in the LCS and tied a seven-game World Series record with a .500 average.

Born in Jefferson City, Tennessee, Garner was an NCAA All-American at the University of Tennessee in 1970. He, wife Carol and children Eric (7/21/75), Bethany (8/19/77) and Ty (2/5/79), make their home in the Kingwood area of Houston.

### RECORD AS A PLAYER

YEAR	CLUB	LEAGUE	G	AB	R	H	2B	3B	HR	RBI	AVG.
1971	Burlington	Midwest	116	439	73	122	22	4	11	70	.278
1972	Birmingham	Southern	71	264	45	74	10	6	12	40	.280
1972	Iowa	A.A.	70	247	33	60	18	4	9	22	.243
1973	Tucson	P.C.	138	516	87	149	23	12	14	73	.289
	Oakland	American	9	5	0	0	0	0	0	0	.000
1974	Tucson	P.C.	96	388	78	128	29	10	11	51	.330
	Oakland	American	30	28	4	5	1	0	0	1	.179
1975	Oakland	American	*160	488	46	120	21	5	6	54	.246
1976	Oakland	American	159	555	54	145	29	12	8	74	.261
1977	Pittsburgh	National	153	585	99	152	35	10	17	77	.260
1978	Pittsburgh	National	154	528	66	138	25	9	10	66	.261
1979	Pittsburgh	National	150	549	76	161	32	8	11	59	.293
1980	Pittsburgh	National	151	548	62	142	27	6	5	58	.259
1981	Pitt/Hou	National	87	294	35	73	9	3	1	26	.248
1982	Houston	National	155	588	65	161	33	8	13	83	.274
1983	Houston	National	154	567	76	135	24	2	14	79	.238
1984	Houston	National	128	374	60	104	17	6	4	45	.278
1985	Houston	National	135	463	65	124	23	10	6	51	.268
1986	Houston	National	107	313	43	83	14	3	9	41	.265
1987	Hou/LA	National	113	238	29	49	9	0	5	23	.206
1988	San Francisco	National	15	13	0	2	0	0	0	1	.154
AMERICAN LEAGUE TOTALS			358	1076	104	270	51	17	14	129	.251
NATIONAL LEAGUE TOTALS			1502	5060	676	1324	248	65	95	609	.262
MAJOR LEAGUE TOTALS			1860	6136	780	1594	299	82	109	738	.260

**DIVISION SERIES RECORD**

YEAR	CLUB	LEAGUE	G	AB	R	H	2B	3B	HR	RBI	AVG.
1981	Houston	National	5	18	1	2	0	0	0	0	.111

**CHAMPIONSHIP SERIES RECORD**

YEAR	CLUB	LEAGUE	G	AB	R	H	2B	3B	HR	RBI	AVG.
1975	Oakland	American	3	5	0	0	0	0	0	0	.000
1979	Pittsburgh	National	3	12	4	5	0	1	1	1	.417
1986	Houston	National	3	9	1	2	1	0	0	2	.222
CHAMPIONSHIP TOTALS			9	26	5	7	1	1	1	3	.269

**WORLD SERIES RECORD**

YEAR	CLUB	LEAGUE	G	AB	R	H	2B	3B	HR	RBI	AVG.
1979	Pittsburgh	National	7	24	4	12	4	0	0	5	.500

**ALL-STAR GAME RECORD**

YEAR	LEAGUE	AB	R	H	2B	3B	HR	RBI	AVG.
1976	American	1	0	0	0	0	0	0	.000
1980	National	2	1	1	0	0	0	0	.500
1981	National	0	0	0	0	0	0	0	.000
ALL-STAR GAME TOTALS		3	1	1	0	0	0	0	.333

**ASTROS MILESTONES WITHIN REACH**

	Milestone	Needs	Start of 1990
Juan Agosto	200 appearances with Houston	27	173
Larry Andersen	500 appearances	31	469
	500 strikeouts	4	496
Jim Clancy	400 appearances	15	385
	2500 innings pitched	148.1	2351.2
Glenn Davis	150 home runs	6	144
	500 RBI	46	454
	150 doubles	15	135
	400 runs	17	383
Jim Deshaies	50 wins	1	49
Bill Doran	4000 at-bats	80	3920
	400 RBI	28	372
Bill Gullickson	250 games	2	248
	1000 strikeouts	84	916
Steve Lombardozzi	500 games	56	444
Ken Oberkfell	1500 games	69	1431
Mark Portugal	100 appearances	8	92
Terry Puhl	1500 games	21	1479
	5000 at-bats	204	4796
	2nd place on Astros all-time list in games played (1513)	34	1479
Rafael Ramirez	5000 at-bats	360	4640
	500 runs	16	484
	200 doubles	11	189
	50 home runs	1	49
	100 stolen bases	1	99
Mike Scott	1500 innings with Houston	8.2	1491.1
	300 games started	15	285
	2000 innings pitched	144.2	1855.1
	1500 strikeouts	155	1345
Dave Smith	50 wins	3	47
	500 strikeouts	21	479
	200 saves	24	176
Alex Trevino	2500 at-bats	156	2344
Glenn Wilson	4000 at-bats	231	3769
	200 doubles	5	195
	500 RBI	34	466



## RUDY JARAMILLO

**#42 - Coach**

**BIRTHDATE:** September 20, 1950

**1990 OPENING DAY AGE:** 39

**BIRTHPLACE:** Beeville, Tex.

**HOME:** Dallas, Tex.

**BATS:** Left

**THROWS:** Right

**HEIGHT:** 5-11

**WEIGHT:** 180

Rudy Jaramillo will enter his first season on manager Art Howe's staff after having been named the club's new hitting coach on October 30, 1989.

Jaramillo replaces Hall of Famer Yogi Berra, who left active field duty following the 1989 season to work as a senior baseball advisor for the Astros. Jaramillo has coached in the Texas Rangers' organization since 1983, serving the past three years as a minor league hitting instructor.

A native Texan, Jaramillo played college baseball at the University of Texas in 1973. After the Longhorns finished third at the College World Series, the outfielder was selected in the 19th round of the June 1973 draft by the Rangers. He played four minor league seasons with the Texas organization, hitting .365 at Sarasota in 1973.

Following his retirement as an active player, the new Houston coach opened a western goods store, Jaramillo's, in Dallas. From 1977-82, his involvement in baseball was limited to coaching Little League in Dallas, where he managed the Sandy Koufax League world champions in 1982.

Jaramillo's return to professional baseball was as a coach at Sarasota in 1983. He managed at Burlington in the Midwest League in 1984, before returning to Sarasota as skipper in 1985 and 1986. His career minor league managerial record is 115-148 (.437), which included a Gulf Coast League title at Sarasota in 1985. He became a hitting instructor for the Rangers in 1987.

Jaramillo and wife Shelley have two children, Julie (7/24/69) and Justin (12/6/79).

### RECORD AS A PLAYER

YEAR	CLUB	LEAGUE	G	AB	R	H	2B	3B	HR	RBI	AVG.
1973	Sarasota	Gulf Coast	38	115	32	42	3	4	0	17	.365
1974	Pittsfield	Eastern	97	241	20	53	6	1	3	25	.220
1975	Pittsfield	Eastern	87	278	26	69	9	1	3	30	.248
1976	San Antonio	Texas	90	304	35	78	7	4	5	48	.257

### RECORD AS A MANAGER

YEAR	CLUB	LEAGUE	WON	LOST	POSITION
1984	Burlington	Midwest	51	88	3rd (Southern Division)
1985	Sarasota	Gulf Coast	33	29	1st (Northern Division)
1986	Sarasota	Gulf Coast	31	31	3rd (Northern Division)

The first home run ever hit by a Houston player in the National League came on opening day in 1962—April 10. Roman Mejias connected off Chicago pitcher Don Cardwell in the third inning with two men on base. Mejias also homered off Al Lary in the eighth inning with two more men on to account for the third Colt .45s' home run of the game. Hal Smith had hit one in the third inning.

The first opposition home run came in the seventh inning of the same game when the Cubs' Ernie Banks hit one off Bobby Shantz.



## ED NAPOLEON

### Eye in the Sky

**BIRTHDATE:** September 13, 1937

**1990 OPENING DAY AGE:** 52

**BIRTHPLACE:** Baltimore, Maryland

**HOME:** Bradenton, Florida

**BATS:** Right **THROWS:** Right

**HEIGHT:** 5-8 **WEIGHT:** 165

Ed Napoleon returns for his second season on manager Art Howe's coaching staff and will handle Eye in the Sky duties in addition to working with Astros' outfielders and handling bunting instruction.

A 15-year veteran of the minor leagues as a player (1956-70), Napoleon started his career as a minor league manager and coach in 1970 with the Pittsburgh organization. After working for the Pirates through 1973, he joined the Yankees from 1974 through 1982.

The 1983 season brought a shift to the major league level as a coach for the Cleveland Indians. Napoleon was the Tribe's first base coach from 1983-85. He returned to managing in 1986, guiding Kansas City's Eugene, Ore., club to a 45-29 mark and first place finish in the Northwest League. In 1987 and 1988, Napoleon was coach for the Kansas City Royals.

Napoleon was graduated from Balboa (Canal Zone) High in 1955. He later attended Canal Zone JC, Macalester (Minn.) College and Eckerd (Florida) College. An outfielder, third baseman and first baseman during his playing career, Napoleon was named to eight different All-Star teams. He and wife Marcy have two sons: Eddie (2/4/66) and Steve (12/11/70).

#### RECORD AS A PLAYER

YEAR	CLUB	LEAGUE	G	AB	R	H	2B	3B	HR	RBI	AVG.
1956	Dothan	Ala.-Fla.	117	456	98	147	19	6	12	77	.322
	Ardmore	Sooner	12	48	5	19	5	1	0	10	.396
1957	Winnipeg	Northern	122	461	79	129	21	1	11	70	.280
1958	Winston-Salem	Carolina	27	105	19	28	7	0	1	7	.267
	Winnipeg	Northern	91	347	63	110	22	1	6	42	.317
1959	Winston-Salem	Carolina	(Did not play)								
1960	Burlington	Carolina	130	449	72	128	27	2	12	78	.285
1961	Asheville	SAL	1	1	0	1	0	0	0	1	1.000
	Burlington	Carolina	106	358	63	102	19	0	1	49	.285
1962	Kinston	Carolina	132	471	77	134	30	5	8	68	.285
1963	Asheville	SAL	74	158	26	36	6	0	4	20	.228
1964	Asheville	Southern	82	213	16	58	15	0	2	28	.272
1965	Kinston	Carolina	39	92	12	23	4	2	0	14	.250
	Gastonia	W. Carolina	37	71	5	21	3	1	0	7	.296
1966	Raleigh	Carolina	76	185	18	45	8	1	2	19	.243
1967	Raleigh	Carolina	107	262	30	75	11	1	3	35	.286
1968	Salem	Carolina	80	169	19	33	4	2	2	16	.195
1969	York	Eastern	35	92	10	17	3	0	0	14	.185
	Salem	Carolina	11	15	2	3	0	0	0	2	.200
1970	Gastonia	W. Carolina	24	50	12	15	3	0	1	5	.300
MINOR LEAGUE TOTALS			1303	4003	626	1124	207	23	65	517	.281

#### RECORD AS A MANAGER

YEAR	CLUB	LEAGUE	WON	LOST	POSITION
1970	Bradenton	Gulf Coast	26	37	Seventh
1971	Bradenton	Gulf Coast	20	32	Sixth
1972	Bradenton	Gulf Coast	21	39	Seventh
1973	Bradenton	Gulf Coast	17	37	Ninth
1976	Oneonta	NY-Penn	24	46	Sixth
1977	Ft. Lauderdale	Florida State	53	80	Fourth
1986	Eugene	Northwest	45	29	First



## ED OTT

### #24 - Coach

**BIRTHDATE:** July 11, 1951

**1990 OPENING DAY AGE:** 38

**BIRTHPLACE:** Muncy, Pennsylvania

**HOME:** Coudersport, Pennsylvania

**BATS:** Left

**THROWS:** Right

**HEIGHT:** 5-10

**WEIGHT:** 200

Former big league catcher Ed Ott begins his second season in the Houston organization and will again work as the club's bullpen coach and handle catching instruction.

Ott played for Pittsburgh from 1974-80 and was part of the Pirates' world championship team in 1979. He hit .333 in the World Series against Baltimore and had three RBI. His contract was traded to the California Angels in 1981 before his career was shortened by injuries.

Ott began his coaching career in 1984 as a player-coach for California's Edmonton club. He returned to the Pittsburgh organization in 1985 and managed at Prince William before guiding the Watertown team in 1986. After a year out of baseball in 1987, Ott returned in 1988 and was a coach at Greensboro, N.C. in the Cincinnati organization.

A graduate of Muncy (Pa.) High, Ott lettered in wrestling and football. He twice led the football team in scoring and was All-East and All-Conference in that sport for three years. Ott, wife Sue, and children Stevie (2/7/75) and Michelle (8/5/80) live in Coudersport, Pa., in the off-season.

#### RECORD AS A PLAYER

YEAR	CLUB	LEAGUE	G	AB	R	H	2B	3B	HR	RBI	AVG.
1970	Niagara Falls	NY-Penn	61	206	38	60	9	5	0	24	.291
1971	Monroe	W. Carolina	105	356	58	104	12	6	10	48	.292
1972	Salem	Carolina	133	450	84	137	18	10	7	63	.304
1973	Charleston	International	126	440	56	115	18	3	6	52	.261
1974	Charleston	International	121	423	57	112	13	7	14	49	.265
1974	Pittsburgh	National	7	5	1	0	0	0	0	0	.000
1975	Charleston	International	121	425	66	121	21	5	10	5	.285
1976	Pittsburgh	National	5	5	0	1	0	0	0	0	.200
1976	Pittsburgh	National	27	39	2	12	2	0	0	5	.308
1977	Pittsburgh	National	104	311	40	82	14	3	7	38	.264
1978	Pittsburgh	National	112	379	49	102	18	4	9	38	.269
1979	Pittsburgh	National	117	403	49	110	20	2	7	51	.273
1980	Pittsburgh	National	120	392	35	102	14	0	8	41	.260
1981	California	American	75	258	20	56	8	1	2	22	.217
1982	California	American	(Did not play)								
1983	Redwood	California	2	3	1	1	0	0	0	0	.333
1984	Edmonton	PCL	14	47	6	15	3	0	0	7	.319
NATIONAL LEAGUE TOTALS			492	1534	176	409	68	9	31	173	.267
AMERICAN LEAGUE TOTALS			75	258	20	56	8	1	2	22	.217
MAJOR LEAGUE TOTALS			567	1792	196	465	76	10	33	195	.259

#### CHAMPIONSHIP SERIES RECORD

YEAR	CLUB	LEAGUE	G	AB	R	H	2B	3B	HR	RBI	AVG.
1979	Pittsburgh	National	3	13	0	3	0	0	0	0	.231

#### WORLD SERIES RECORD

YEAR	CLUB	LEAGUE	G	AB	R	H	2B	3B	HR	RBI	AVG.
1979	Pittsburgh	National	3	12	2	4	1	0	0	3	.333

#### RECORD AS A MANAGER

YEAR	CLUB	LEAGUE	WON	LOST	POSITION
1985	Prince William	Carolina	32	37	Fourth-1st half
			33	37	Third-2nd half
1986	Watertown	NY-Penn	30	48	Third



## JUAN AGOSTO

### #49 - Lefthanded Pitcher

**BIRTHDATE:** February 23, 1958

**1990 OPENING DAY AGE:** 32

**BIRTHPLACE:** Rio Piedras, Puerto Rico

**HOME:** Sarasota, Florida

**BATS:** Left

**THROWS:** Left

**HEIGHT:** 6-2

**WEIGHT:** 190

**M.L. SERVICE:** 5 years, 164 days

**CONTRACT STATUS:** Signed through 1990

**HOW OBTAINED:** Signed as a free agent on April 27, 1987.

**1989 HIGHLIGHTS:** Became the first pitcher in Astros history to record two seasons with 70-or-more appearances. Followed a club-record 75 games in 1988 with 71 appearances, the second-highest total in club history. Tied for fourth in the league in appearances. Closed the season by allowing one earned run in his final 13 outings (14.1 innings), which lowered his ERA from 3.48 to 2.93. Was 1-0 with a 0.69 ERA in September and 2-1 with a 2.01 ERA after the All-Star break. Worked a season-high 4.0 innings vs. Los Angeles in Houston's 22-inning, 5-4 win on June 3. Tied career-best with four strikeouts vs. Pittsburgh on May 20. His only save came against the Bucs on May 28 at Three Rivers Stadium when he tossed three shutout innings.

**CAREER RECAP: 1988**—Set club records with 75 appearances and an NL-leading 10 consecutive wins, besting Joe Niekro's 1979 streak of nine straight wins. Won his first decision on April 29 on way to 10-0 start before faltering in Chicago on August 24. His 10 wins were the most by a Houston lefthanded reliever since Hal Woodeshick set team record with an 11-9 record in 1963. Did not allow a run in 56 of 75 outings. Set career-bests in wins, appearances, innings (91.2) and hits (74) and tied high in runs (27). Allowed six home runs, an average of one per 15.1 innings. Allowed one in 52.2 innings at the Astrodome (Matt Williams, San Francisco, August 11). **1987**—Contract purchased from Tucson on July 31. Picked up his first NL win in his second appearance on August 3 vs. San Francisco. Picked up a pair of saves—vs. St. Louis on August 20 and vs. Pittsburgh on September 4. **1986**—Began the year with the White Sox. Contract was sold to Minnesota on April 30. Was 0-2 with a 7.71 ERA at Chicago. Picked up his last AL win in his first appearance with the Twins (May 1 at New York). 1-2 with an 8.85 ERA in 17 games with the Twins. Released on December 19, 1986. **1985**—Made a career-high 54 appearances and ranked 10th among AL relievers with 6.71 hits allowed per nine innings. Tossed five innings of one-hit, shutout relief on July 26 vs. Baltimore. **1984**—First full season in the majors. Led the White Sox with a 3.09 ERA and only two homers allowed in 55.1 innings. Finished second in appearances (49) and saves (7). Longest outing of his career was a seven-inning shutout stint vs. Milwaukee on May 8 in a 25-inning game. **1983**—Made 39 appearances for the AL West Champs. First ML win came on the day he was called up (June 1), pitching 3.1 innings of shutout relief against Kansas City. Appeared in one game vs. the Orioles in the 1983 ALCS. **1982**—On the Sox Opening Day roster, but returned to the minors after making just one appearance. **1981**—Made his major league debut on September 7 against Seattle.

**PERSONAL/MISCELLANEOUS:** Signed his first pro contract at age 16 with the Red Sox, but was released at 20 because of arm trouble. Sat out the 1979 season, then signed with the White Sox in 1980, and made the majors one year later. Wife's name is Linda and daughter is Brianna Vella (12/31/86).

### AGOSTO'S CAREER TRANSACTIONS

- Signed as a free agent by the Boston Red Sox on August 29, 1974
- Released September 21, 1978.
- Signed by Puerto Rico of Inter-American League, March 10, 1979.
- Became a free agent when Inter-American League folded June 15, 1979.
- Signed by Chicago White Sox on January 18, 1980.
- Contract sold to Minnesota Twins on April 30, 1986.
- Released December 19, 1986.
- Signed by Houston on April 27, 1987.

# JUAN ROBERTO AGOSTO

YEAR	CLUB	W-L	ERA	G	GS	CG	SHO	SV	IP	H	R	ER	BB	SO
1975	Winter Haven	0-4	5.79	6	6	0	0	0	28.0	35	23	18	24	19
	Elmira	1-4	8.61	9	5	0	0	0	23.0	27	37	22	34	22
1976	Winter Haven	5-11	4.63	28	13	3	0	0	107.0	97	70	55	69	80
1977	Winston-Salem	4-9	5.97	30	23	0	0	0	119.0	128	106	79	111	98
1978	Winter Haven	0-0	18.00	1	1	0	0	0	1.0	5	2	2	0	0
	Winston-Salem	5-11	3.83	23	19	9	2	0	120.0	114	75	51	89	74
1979		Did not play												
1980	Glens Falls	1-0	6.95	8	0	0	0	1	22.0	26	18	17	18	8
	Appleton	11-6	2.69	23	16	5	1	1	144.0	118	60	43	52	93
1981	Edmonton	7-10	3.90	48	4	2	0	7	120.0	128	61	52	49	57
	Chicago (AL)	0-0	4.76	2	0	0	0	0	5.2	5	3	3	0	3
1982	Edmonton	3-4	5.00	50	3	1	0	11	95.0	101	63	53	49	30
	Chicago (AL)	0-0	18.00	1	0	0	0	0	2.0	7	4	4	0	1
1983	Denver	4-1	2.08	19	0	0	0	7	26.0	19	8	6	10	19
	Chicago (AL)	2-2	4.10	39	0	0	0	7	41.2	41	20	19	11	29
1984	Chicago (AL)	2-1	3.09	49	0	0	0	7	55.1	54	20	19	34	26
1985	Chicago (AL)	4-3	3.58	54	0	0	0	1	60.1	45	27	24	23	39
	Buffalo	0-0	2.13	6	0	0	0	2	12.2	13	3	3	2	11
1986	Toledo	4-3	2.31	21	0	0	0	6	35.0	33	11	9	14	29
	Chicago (AL)	0-2	7.71	9	0	0	0	0	4.2	6	5	4	4	3
	Minnesota	1-2	8.85	17	1	0	0	1	20.1	43	25	20	14	9
1987	Tucson	4-2	1.98	44	0	0	0	7	50.0	48	16	11	19	31
	Houston	1-1	2.63	27	0	0	0	2	27.1	26	12	8	10	6
1988	Houston	10-2	2.26	75	0	0	0	4	91.2	74	27	23	30	33
1989	Houston	4-5	2.93	71	0	0	0	1	83.0	81	32	27	32	46
MINOR LEAGUE TOTALS		49-65	4.20	316	90	20	3	42	902.2	892	553	421	540	571
AL TOTALS		9-10	4.41	171	1	0	0	16	190.0	201	104	93	86	110
NL TOTALS		15-8	2.58	173	0	0	0	7	202.0	181	71	58	72	85
MAJOR LEAGUE TOTALS		24-18	3.47	344	1	0	0	23	392.0	382	175	151	158	195

Saves vs. the National League (1989 totals): LA-2(0); NY-1(0); PIT-3(1); STL-1(0)

## MAJOR LEAGUE HITTING RECORD

1989  
Lifetime

AVG.	AB	H	HR	RBI
.200	5	1	0	0
.091	11	1	0	0

## LEAGUE CHAMPIONSHIP SERIES RECORD

YEAR	CLUB/DPP	W-L	ERA	G	GS	CG	SHO	SV	IP	H	R	ER	BB	SO
1983	Chi. (AL) vs. Balt.	0-0	0.00	1	0	0	0	0	0.1	0	0	0	0	0

## Versus The National League

1989							Career						
W-L	ERA	G	IP	H	ER	CLUB	W-L	ERA	G	IP	H	ER	
0-0	0.00	4	3.0	3	0	Chicago	1-1	2.53	11	10.2	13	3	
0-2	8.59	6	7.1	14	7	Montreal	1-2	4.59	12	15.2	17	8	
0-0	1.17	7	7.2	6	1	New York	1-0	0.57	14	15.2	10	1	
0-0	1.23	6	7.1	5	1	Philadelphia	1-0	3.86	10	11.2	9	5	
1-1	1.50	8	12.0	8	2	Pittsburgh	2-1	1.32	18	27.1	19	4	
0-0	0.00	4	2.2	1	0	St. Louis	1-1	1.20	14	15.0	8	2	
1-3	2.48	35	40.0	37	11	Totals vs. East	7-5	2.16	79	96.0	76	23	
1-0	2.35	9	7.2	5	2	Atlanta	3-0	3.18	19	22.2	21	8	
0-0	9.00	6	8.0	17	8	Cincinnati	1-0	5.12	16	19.1	26	11	
1-1	1.86	7	9.2	8	2	Los Angeles	1-1	1.45	17	18.2	13	3	
0-0	1.59	4	5.2	8	1	San Diego	0-0	2.76	15	16.1	22	5	
1-1	2.25	10	12.0	6	3	San Francisco	3-2	2.48	27	29.0	23	8	
3-2	3.35	36	43.0	44	16	Totals vs. West	8-3	2.97	94	106.0	105	35	

## 1989 Pitching Breakdown

	W-L	ERA	G	IP	H	ER		W-L	ERA	G	IP	H	ER
Season	4-5	2.93	71	83.0	81	27	April	0-0	4.65	11	9.2	14	5
Dome	3-2	2.66	36	44.0	46	13	May	1-1	2.77	10	13.0	14	4
Road	1-3	3.23	35	39.0	35	14	June	1-2	2.70	12	16.2	17	5
Day	2-0	2.25	23	28.0	27	7	July	0-1	3.55	12	12.2	12	5
Night	2-5	3.27	48	55.0	54	20	August	1-1	3.50	16	18.0	19	7
Starter	—	—	—	—	—	—	Sept./Oct.	1-0	0.69	10	13.0	5	1
Reliever	4-5	2.93	71	83.0	81	27	Before ASG	2-4	3.80	37	42.2	51	18
							After ASG	2-1	2.01	34	40.1	30	9

## JUAN AGOSTO GAME HIGHS

Longest Winning Streak: 10, April 29-August 22, 1988  
Longest Losing Streak: 3, June 15-July 7, 1989  
Innings Pitched: 7.0, May 8, 1984 vs. Milwaukee  
Strikeouts: 4, (twice) - last time May 20, 1989 vs. Pittsburgh

## AGOSTO'S CAREER FIELDING

	PO	A	E	PCT.
Pitcher	41	108	12	.925





## HAROLD ALLEN

### #56 - Lefthanded Pitcher

**BIRTHDATE:** October 16, 1965

**1990 OPENING DAY AGE:** 24

**BIRTHPLACE:** Terre Haute, Ind.

**HOME:** Terre Haute, Ind.

**BATS:** Left

**THROWS:** Left

**HEIGHT:** 6-0

**WEIGHT:** 210

**M.L. SERVICE:** None

**CONTRACT STATUS:** Signed through 1990

**HOW OBTAINED:** Selected by the Astros in the fifth round of the June, 1987 draft.

**1989 HIGHLIGHTS:** Led the Osceola staff in strikeouts (123), and ranked second in wins (12) and innings (159.0). Started the year by going 4-1 with a 2.13 ERA in five April starts. Also had his ERA under 3.00 in June (2.59) and August (2.84). Named a Florida State League All-Star. Earned FSL Pitcher of the Week honors for August 18-23 after pitching a five-hitter with two walks and 12 strikeouts against Baseball City. Was 3-1 in the final month. Pitched in eight games in the Florida Instructional League. Struck out 11 and walked eight in 15 innings with a 3.60 ERA.

**IN THE MINORS:** Led Asheville with 11 wins and a 2.83 ERA in 1988. Played his first pro season in Auburn in the New York-Penn League in 1987. Was 2-8 with a 4.72 ERA in 14 starts.

**PERSONAL/MISCELLANEOUS:** Pitched at Indiana State University. Selected in the fifth round of the June 1987 draft. Signed by scout Gerry Craft. His nickname is "Junior." He and wife Angela make their off-season home in Terre Haute, Indiana.

### ALLEN'S CAREER TRANSACTIONS

—Selected by Houston in the fifth round of the June, 1987 free agent draft.

#### HAROLD WILLIAM ALLEN

YEAR	CLUB	W-L	ERA	G	GS	CG	SHO	SV	IP	H	R	ER	BB	SO
1987	Auburn	2-8	4.72	14	14	0	0	0	68.2	71	47	36	38	68
1988	Asheville	11-8	2.83	26	26	5	0	0	159.0	152	68	50	69	115
1989	Osceola	12-11	3.34	26	25	2	0	0	159.0	155	78	59	57	123
MINOR LEAGUE TOTALS		25-27	3.37	66	65	7	0	0	386.2	378	193	145	164	306

Only six home runs (five during regular season) have ever been hit into the Astrodome's upper (rainbow) level.

4/03/70 — Doug Rader (Astros) off Stan Bahnsen (Yankees)—preseason

4/12/70 — Jim Wynn (Astros) off Phil Niekro (Braves)

5/22/70 — Bernie Carbo (Reds) off Larry Dierker

8/16/70 — Bob Bailey (Expos) off Denny Lemaster

5/21/77 — Greg Luzinski (Phillies) off Bo McLaughlin

4/16/83 — Andre Dawson (Expos) off Frank LaCorte

All except Bernie Carbo's were hit into the left field seats. Wynn's and Rader's seats are marked with their numbers in the left field upper deck.



## LARRY ANDERSEN

### #47 - Righthanded Pitcher

**BIRTHDATE:** May 6, 1953

**1990 OPENING DAY AGE:** 36

**BIRTHPLACE:** Portland, Ore.

**HOME:** Bellevue, Wash.

**BATS:** Right

**THROWS:** Right

**HEIGHT:** 6-3

**WEIGHT:** 205

**M.L. SERVICE:** 9 years, 59 days

**CONTRACT STATUS:** Signed through 1991

**HOW OBTAINED:** Signed by the Astros on May 15, 1986 after his release by the Phillies on May 13, 1986.

**1989 HIGHLIGHTS:** Set a career-best with a 1.54 ERA, the best mark among N.L. pitchers with 80-or-more innings. ERA ranked second among all N.L. relievers. His 85 strikeouts ranked seventh out of the bullpen. Limited opposing batters to a .198 average (63x318). Began campaign by not allowing an earned run in his first 15 appearances (21 innings) before allowing a run vs. Chicago on May 22. Allowed second earned run on June 16 at San Diego (27th game, 41st inning). Was 2-1 with a 0.67 ERA at the All-Star break and had earned run averages of 1.00-or-lower in four months (April, May, June and September). Placed on 15-day disabled list on April 24 with a sprained right knee and returned to D.L. on August 27 with a sprained capsule in his right elbow. Came off second stay on D.L. on September 5 and pitched 10.1 scoreless innings to finish season. Struck out 85 in 87.2 innings, a ratio of 8.7 strikeouts per nine innings, the best ratio of his professional career. Tied career-high with five strikeouts vs. Cincinnati on August 13. 2-2 with a 1.22 ERA at the Astrodome to lower career ERA at Dome with Houston to 2.12 (41 ER in 173.2 IP).

**CAREER RECAP: 1988—**Tied career-best with five saves, all coming on road. Allowed three home runs in 82.2 innings. Righthanded hitters batted .220 against him. Did not allow a home run at Astrodome in 1988 (40.0 innings). On disabled list April 26-May 11 with muscle strain to left rib cage. Pitched 16.1 consecutive scoreless innings between August 5-28 and allowed one earned run in 25.1 frames between August 5 and September 4. **1987—**Put together his finest season in the majors, reaching career highs for wins (9), innings (101.2), strikeouts (94), and appearances (67). His final strikeout and appearance totals were the second best (at the time) in club history by a reliever. In the league reliever rankings, Andersen tied with Ken Dayley of St. Louis for third with nine wins, he was seventh in strikeouts and eighth in innings pitched. Picked up his first major league hit with an eighth inning single off Charlie Puleo at Atlanta on September 24. **1986—**Became one of the Astros top middle relievers after joining the club on May 15. Picked up his first win of the year on June 23 vs. the Reds without facing a batter. Andersen entered the game with the Reds having rallied to take a 6-5 lead in the top of the ninth and Buddy Bell at third. Andersen uncorked a wild pitch, but he made the tag on Bell at the plate to end the inning and the Astros won the game in the bottom of the ninth on a two-run homer by Glenn Davis. Posted a 0.60 ERA in 15 innings in September and October, then added another five scoreless innings in the playoffs. **1985—**Ran off a streak of 15.1 scoreless innings at the start of the year in April and May. Won a career-high three consecutive games. Top month was June, when he was 1-0 with a 2.08 ERA. **1984—**Set a Phillie record for relievers by tossing 33 consecutive scoreless innings from June 21-August 2. Set career highs for games, innings pitched and strikeouts. **1983—**Led the PCL in saves despite pitching there for just half the season and went on to join the Phillies in their drive to the World Series. Appeared in two games in the series against the Orioles. Joined the Phillies mid-season after his contract was sold by the Mariners. **1982—**Began the year at Seattle, appearing in 40 games before going on the DL in August with an inflamed rib cage. **1981—**The Mariners top reliever with a 3-3 record and five saves. Picked up his first ML win vs. Minnesota (April 27) and first ML save vs. Cleveland (May 21). **1980—**Spent the season at Portland after being traded to the Pirates at the end of 1979. **1979—**Saw action in eight games with the Indians after spending most of the year at Tacoma. 0-1 with a 3.21 ERA while with the Indians. Lost his first ML decision vs. Toronto on October 2. **1978—**Set a modern PCL record with 25 saves. **1977—**Also saw action for 0.2 of an inning at first base. **1976—**Spent the full year in the minors with a combined 9-8 record, 12 complete games and one shutout in his final season as a starter. **1975—**Made his ML debut at Detroit on September 5.

**IN THE MINORS—**Primarily a starter in his first four years of pro ball, Andersen tossed a no-hitter vs. Victoria (June 1, 1974).

**PERSONAL/MISCELLANEOUS:** Andersen played football and basketball in addition to baseball at Interlake High School in Seattle. Washington MVP in baseball in 1971. Andersen has two children, Angela (9/29/83) and Tania (10/30/85). He makes his home in Bellevue, Washington.

**ANDERSEN'S CAREER TRANSACTIONS**

- Selected by Cleveland Indians in seventh round of free-agent draft, June 8, 1971.
- Traded to Pittsburgh Pirates for Larry Littleton (OF) and John Burden (P), December 21, 1979.
- Traded to Seattle Mariners, October 29, 1980, completing deal in which Seattle traded Odell Jones (P) to Pittsburgh Pirates for a player to be named later, April 1, 1980.
- On disabled list August 11 to September 1, 1982 with inflamed rib cage (included rehabilitation assignment to Salt Lake City, August 11-31).
- Loaned to Portland (Phillies organization), April 1, 1983; sold to Phillies July 29, 1983.
- Released by Phillies; May 13, 1986, signed by Astros, May 15, 1986.
- On disabled list April 26 to May 11, 1988 with inflamed rib cage.
- On disabled list April 24 to May 10, 1989 with sprained right knee.
- On disabled list August 28 to September 4, 1989 with sprained capsule in right elbow.

**LARRY EUGENE ANDERSEN**

YEAR	CLUB	W-L	ERA	G	GS	CG	SHO	SV	IP	H	R	ER	BB	SO
1971	Bend	1-0	6.75	7	3	0	0	0	24.0	37	20	18	9	10
	Sarasota	0-3	3.00	4	2	0	0	0	15.0	15	7	5	7	10
1972	Reno	4-14	6.53	27	19	2	0	0	124.0	166	102	90	57	79
1973	Reno	10-8	3.95	29	29	3	0	0	164.0	173	91	72	67	115
1974	San Antonio	10-6	3.83	25	22	9	1	0	169.0	176	84	72	51	64
1975	Oklahoma City	10-11	4.21	25	23	11	1	0	156.0	179	87	73	52	64
	Cleveland	0-0	4.50	3	0	0	0	0	6.0	4	3	3	2	4
1976	Toledo	0-2	12.91	6	5	0	0	0	23.0	47	33	33	6	8
	Williamsport	9-6	2.71	21	15	12	1	0	133.0	117	47	40	34	74
1977	Toledo	5-6	1.94	45	0	0	0	9	65.0	52	20	14	37	40
	Cleveland	0-1	3.21	11	0	0	0	0	14.0	10	7	5	9	8
1978	Portland	10-7	3.45	57	0	0	0	*25	99.0	92	42	38	45	65
1979	Tacoma	10-6	4.02	27	12	4	0	4	112.0	124	59	50	32	52
	Cleveland	0-0	7.41	8	0	0	0	0	17	25.0	14	14	4	7
1980	Portland	5-7	1.74	52	0	0	0	15	93.0	78	24	18	16	65
1981	Seattle	3-3	2.65	41	0	0	0	5	68.0	57	27	20	18	40
1982	Seattle	0-0	5.99	40	1	0	0	1	79.2	100	56	53	23	32
	Salt Lake	1-0	0.00	5	0	0	0	4	6.2	2	0	0	3	8
1983	Portland	7-8	2.05	52	0	0	0	*22	70.1	63	35	16	30	64
	Philadelphia	1-0	2.39	17	0	0	0	0	26.1	19	7	7	9	14
1984	Philadelphia	3-7	2.38	64	0	0	0	4	90.2	85	32	24	25	54
1985	Philadelphia	3-3	4.32	57	0	0	0	3	73.0	78	41	35	26	50
1986	Philadelphia	0-0	4.26	10	0	0	0	0	12.2	19	8	6	3	9
	Houston	2-1	2.78	38	0	0	0	1	64.2	64	22	20	23	33
1987	Houston	9-5	3.45	67	0	0	0	5	101.2	95	46	39	41	94
1988	Houston	2-4	2.94	53	0	0	0	5	82.2	82	29	27	20	66
1989	Houston	4-4	1.54	60	0	0	0	3	87.2	63	19	15	24	85
MINOR LEAGUE TOTALS		82-84	3.87	382	130	41	3	79	1254.0	1321	651	539	446	718
HOUSTON TOTALS		17-14	2.70	218	0	0	0	14	336.2	304	116	101	108	278
AL TOTALS		3-4	4.63	103	1	0	0	6	184.2	196	107	95	56	91
NL TOTALS		24-24	2.89	366	0	0	0	21	539.1	505	204	173	171	405
MAJOR LEAGUE TOTALS		27-28	3.33	469	1	0	0	27	724.0	701	311	268	227	496

Saves vs. the National League (1989 totals): ATL-1(0); CHI-1(0); CIN-3(1); HOU-1(0); LA-3(1); MON-1(0); NY-2(0); PHI-2(1); SD-1(0); SF-3(0); STL-3(0).

**MAJOR LEAGUE HITTING RECORD**

	AVG.	AB	H	HR	RBI
1989	.333	3	1	0	0
Lifetime	.129	31	4	0	0
Last Home Run: None					

**LEAGUE CHAMPIONSHIP SERIES RECORD**

YEAR	CLUB/OPP	W-L	ERA	G	GS	CG	SHO	SV	IP	H	R	ER	BB	SO
1983	Phil. vs. LA							Did not pitch						
1986	Hou. vs. NY	0-0	0.00	2	0	0	0	0	5.0	1	0	0	2	3
TOTALS		0-0	0.00	2	0	0	0	0	5.0	1	0	0	2	3

**WORLD SERIES RECORD**

YEAR	CLUB/OPP	W-L	ERA	G	GS	CG	SHO	SV	IP	H	R	ER	BB	SO
1983	Phil. vs. Balt.	0-0	2.25	2	0	0	0	0	4.0	4	1	1	0	1

## Versus The National League

1989						Career						
W-L	ERA	G	IP	H	ER	CLUB	W-L	ERA	G	IP	H	ER
0-0	2.08	5	8.2	4	2	Chicago	2-1	1.37	42	65.2	43	10
1-0	1.04	5	8.2	8	1	Montreal	3-0	1.36	28	39.2	35	6
0-0	3.38	3	2.2	0	1	New York	0-3	3.35	31	40.1	39	15
0-1	2.25	3	4.0	6	1	Philadelphia	2-2	3.95	16	27.1	29	12
1-1	1.69	5	5.1	3	1	Pittsburgh	2-3	6.32	32	37.0	50	26
1-1	0.00	4	2.1	5	0	St. Louis	2-3	3.38	36	56.0	52	21
3-3	1.71	25	31.2	26	6	Totals vs. East	11-12	3.05	185	266.0	248	90
1-0	0.00	9	13.1	6	0	Atlanta	3-4	1.72	34	52.1	49	10
0-0	0.00	7	13.0	6	0	Cincinnati	4-4	2.74	32	46.0	33	14
—	—	—	—	—	—	Houston	0-1	4.26	8	12.2	14	6
0-1	1.17	8	15.1	10	2	Los Angeles	3-1	1.53	36	53.0	38	9
0-0	6.23	6	8.2	9	6	San Diego	1-0	4.89	31	53.1	65	29
0-0	1.59	5	5.2	6	1	San Francisco	2-2	2.41	40	56.0	58	15
1-1	1.45	35	56.0	37	9	Totals vs. West	13-12	2.73	181	273.1	257	83

## 1989 Pitching Breakdown

	W-L	ERA	G	IP	H	ER		W-L	ERA	G	IP	H	ER
Season	4-4	1.54	60	87.2	63	15	April	0-0	0.00	9	15.1	6	0
Dome	2-3	1.22	38	51.2	38	7	May	1-1	0.71	11	12.2	7	1
Road	2-1	2.00	22	36.0	25	8	June	0-0	0.52	11	17.1	11	1
Day	0-1	2.48	18	29.0	28	8	July	1-2	2.67	12	15.2	18	5
Night	4-3	1.07	42	58.2	35	7	August	1-1	4.41	9	16.1	16	8
Starter	—	—	—	—	—	—	Sept./Oct.	1-0	0.00	8	10.1	5	0
Reliever	4-4	1.54	60	87.2	63	15	Before ASG	2-1	0.67	37	53.2	32	4
							After ASG	2-3	2.91	23	34.0	31	11

## LARRY ANDERSEN GAME HIGHS

Longest Winning Streak: 3 - last time, July 2-August 22, 1987  
 Strikeouts: 5 (five times) - last time, August 13, 1989 vs. Cincinnati  
 Innings Pitched: 6 innings, September 3, 1981 at Boston  
 Scoreless Streak: 33.0 innings, 1984

## ANDERSEN'S CAREER FIELDING

	PO	A	E	PCT.
Pitcher	69	119	19	.908



## CRAIG BIGGIO

### # 7 - Catcher

**BIRTHDATE:** December 14, 1965

**1990 OPENING DAY AGE:** 24

**BIRTHPLACE:** Smithtown, N.Y.

**HOME:** New Brunswick, N.J.

**BATS:** Right      **THROWS:** Right

**HEIGHT:** 5-11      **WEIGHT:** 180

**M.L. SERVICE:** 1 year, 99 days

**CONTRACT STATUS:** Signed through 1990

**HOW OBTAINED:** Selected in the first round of the June 1987 draft.

**1989 HIGHLIGHTS:** Led all major league catchers in stolen bases (21) and finished second among National League catchers in home runs (13) and RBI (60). Winner of *The Sporting News'* Silver Slugger Award as the top offensive player at his position. Elected to the post-season, National League All-Star team by UPI. Was club's Opening Day catcher, but started season 0x11 and hit just .207 (6x29) in April. Handed starting catcher's job on May 11 when Alan Ashby was placed on waivers. Astros won 23 of the first 29 games after he moved into starting lineup. The club was 14-19 before May 11, 72-57 after. Hit in career-best 12 straight games from May 26-June 9, hitting .391 (18x46) with seven doubles, two home runs and 12 RBI. It was Houston's longest hitting streak in 1989 and set a club record for catchers. Named N.L. Player of the Week from July 24-30 after hitting .476 (10x21) with two home runs, seven runs, seven RBI and two stolen bases. Successful on first 15 stolen base

attempts and on 18 straight dating back to July 20, 1988 before being caught on August 1. Recorded 20th steal on September 9 to become the seventh catcher since 1900 to steal 20-or-more bases in a season. Set career-bests with two home runs and six RBI at Los Angeles on September 14, including his first career grand slam off John Wetteland. Played final five games of the season in the outfield, four in center field.

**CAREER RECAP: 1988**—Became first non-pitcher of 1987 draft class to make the majors. Recorded first major league hit on June 29 off Cy Young winner Orel Hershiser. Hit first major league homer on August 22 off Goose Gossage at Chicago for game-winning RBI in a 9-7 Astros win. Stole six bases, the most by an Astros catcher since Joe Ferguson had six thefts in 1977. Began season in Tucson. Was hitting just .188 after 14 games but hit .317 in next 58 games to raise average to .314 before recall. Had a .320 average with Toros and has career minor league batting average of .344.

**IN THE MINORS:** Joined Asheville at mid-season after signing with the Astros and hit .375 with nine homers and 49 RBI in 64 games. Also chipped in 31 steals as the Tourists stole a league record 335 bases.

**PERSONAL/MISCELLANEOUS:** Selected as a first team All-American after hitting .407 with 14 homers and 68 RBI as a junior at Seton Hall. Biggio and wife Patty make their home in New Brunswick, New Jersey.

## BIGGIO'S CAREER TRANSACTIONS

—Selected by Houston in the first round of the 1987 June draft.

### CRAIG ALAN BIGGIO

YEAR	CLUB	AVG.	G	AB	R	H	2B	3B	HR	RBI	BB	SO	SB
1987	Asheville	.375	64	216	59	81	17	2	9	49	39	33	31
1988	Tucson	.320	77	281	60	90	21	3	3	39	40	39	19
	Houston	.211	50	123	14	26	6	1	3	5	7	29	6
1989	Houston	.257	134	443	64	114	21	2	13	60	49	64	21
MINOR LEAGUE TOTALS		.344	141	497	119	171	38	5	12	88	79	72	50
MAJOR LEAGUE TOTALS		.247	184	566	78	140	27	3	16	65	56	93	27

Pinch Hitting as an Astro: (1989 totals) .750, 4-3-0-3 (.750, 4-3-0-3)

### Versus The National League

1989						Career				
AVG.	AB	H	HR	RBI	CLUB	AVG.	AB	H	HR	RBI
.167	30	5	0	3	Chicago	.194	36	7	1	4
.154	26	4	1	2	Montreal	.209	43	9	1	2
.250	28	7	0	2	New York	.182	44	8	0	3
.348	23	8	0	1	Philadelphia	.326	46	15	0	1
.405	42	17	0	3	Pittsburgh	.400	45	18	0	3
.256	39	10	0	9	St. Louis	.256	39	10	0	9
.271	188	51	1	20	Totals vs. East	.265	253	67	2	22
.214	56	12	2	7	Atlanta	.219	64	14	3	8
.271	48	13	1	6	Cincinnati	.245	53	13	1	6
.327	55	18	5	14	Los Angeles	.292	65	19	5	14
.132	38	5	2	5	San Diego	.143	63	9	2	5
.259	58	15	2	8	San Francisco	.265	68	18	3	10
.247	255	63	12	40	Totals vs. West	.233	313	73	14	43

### 1989 Batting Breakdown

	AVG.	AB	H	HR	RBI		AVG.	AB	H	HR	RBI
Season	.257	443	114	13	60	April	.207	29	6	0	3
Dome	.233	219	51	6	30	May	.297	74	22	1	11
Road	.281	224	63	7	30	June	.256	86	22	4	13
Day	.284	141	40	6	27	July	.333	72	24	2	11
Night	.245	302	74	7	33	August	.236	89	21	2	7
vs. RHP	.252	321	81	12	45	Sept./Oct.	.204	93	19	4	15
vs. LHP	.270	122	33	1	15	Before ASG	.263	209	55	5	29
						After ASG	.252	234	59	8	31

### CRAIG BIGGIO GAME HIGHS

Most Hits: 3 (9 times) - last time, September 30, 1989 at Cincinnati

Most RBI: 6, September 14, 1989 at Los Angeles

Most Home Runs: 2, September 14, 1989 at Los Angeles

Longest Hitting Streak: 12, May 26-June 9, 1989

## BIGGIO'S "MULTIPLE" GAMES

	HITS	RBI	HR
2 in a Game	25	9	1
3 in a Game	9	2	—
6 in a Game	—	1	—

## BIGGIO'S CAREER FIELDING

	PO	A	E	PB	PCT.
Catcher	1074	84	11	12	.991
Outfield	14	0	1	0	.933

## CATCHERS WITH 20 OR MORE STEALS

(IN A SEASON SINCE 1900)

- \*36 John Wathan, Kansas City - 1982
- 30 Ray Schalk, Chicago (AL) - 1916
- 28 John Wathan, Kansas City - 1983
- †25 John Stearns, New York (AL) - 1978
- 24 Ray Schalk, Chicago (AL) - 1914
- 23 Johnny Kling, Chicago (NL) - 1902
- 23 Johnny Kling, Chicago (NL) - 1903
- 21 Benito Santiago, San Diego - 1987
- 21 CRAIG BIGGIO, Houston - 1989**
- 20 Red Dooan, Philadelphia (NL) - 1908

\* Major League Record

† National League Record



## RYAN BOWEN

### #41 - Righthanded Pitcher

**BIRTHDATE:** February 10, 1968

**1990 OPENING DAY AGE:** 22

**BIRTHPLACE:** Hanford, Calif.

**HOME:** Hanford, Calif.

**BATS:** Right **THROWS:** Right

**HEIGHT:** 6-0 **WEIGHT:** 185

**M.L. SERVICE:** None

**CONTRACT STATUS:** Signed through 1990

**HOW OBTAINED:** Selected in the first round of the June 1986 draft.

**1989 HIGHLIGHTS:** Won only one game in each of the first three months at Double A Columbus before going 5-2 in July and August with a 3.34 ERA. The eight wins tied for fourth on the staff. Led the Mudcats in strikeouts (136) and walks (116). Ranked second in starts (27) and third in innings (139.2). Worked in five games at the Florida Instructional League. Allowed one earned run in 10 innings (0.90 ERA), while striking out nine and walking four.

**IN THE MINORS:** Was limited to four starts at Class A Osceola in 1988 due to a shoulder ailment, although he never went on the disabled list. Bounced back to pitch in nine games at the Florida Instructional League and had a 3-3 record. Went 12-5 in his first full season as a professional in 1987 at Class A Asheville. Had 126 strikeouts in 160.1 innings. Went to the Arizona Instructional League after the season. Was 0-1 with a 2.57 ERA in two games.

**PERSONAL/MISCELLANEOUS:** Graduate of Hanford (Calif.) High. Was 11-1 with a 1.30 ERA his senior year, striking out 149 in 76.1 innings. Also hit .473 as a part-time outfielder and designated hitter. Houston's number one pick (13th player overall) in the June 1986 draft. Signed by scouts Reggie Waller and Paul Weaver. Pitched in the National Olympic Festival in Houston in the summer of 1986 before signing with the Astros. He makes his off-season home in Hanford, California.

## BOWEN'S CAREER TRANSACTIONS

—Selected by Houston in the first round of the June, 1986 free agent draft.

### RYAN EUGENE BOWEN

YEAR	CLUB	W-L	ERA	G	GS	CG	SHO	SV	IP	H	R	ER	BB	SO
1987	Asheville	12-5	4.04	26	26	6	2	0	160.1	143	86	72	78	126
1988	Osceola	1-0	3.95	4	4	0	0	0	13.2	12	8	6	10	12
1989	Columbus	8-6	4.25	27	27	1	1	0	139.2	123	83	66	116	136
MINOR LEAGUE TOTALS		21-11	4.13	57	57	7	3	0	313.2	278	177	144	204	274



## WILLIAM BRENNAN

### #50 - Righthanded Pitcher

**BIRTHDATE:** January 13, 1963

**1990 OPENING DAY AGE:** 27

**BIRTHPLACE:** Tampa, Fla.

**HOME:** Kennesaw, Ga.

**BATS:** Right

**THROWS:** Right

**HEIGHT:** 6-3

**WEIGHT:** 185

**M.L. SERVICE:** 36 days

**CONTRACT STATUS:** Signed through 1990

**HOW OBTAINED:** Selected by the second round of the December 1989 Rule 5 draft.

**1989 HIGHLIGHTS:** Spent the entire season at Triple A Albuquerque. Was 6-9 with a 5.23 ERA. Split time evenly between a starter's role and the bullpen in 34 games. Pitched two complete games among his 17 starts. Was third on the staff in strikeouts (104) and innings (129.0)

**CAREER RECAP: 1988—**Made his major league debut for the Dodgers on July 19 at St. Louis. Allowed three runs in 4.2 innings and suffered the loss. Pitched in three other games in September for Los Angeles. Started September 21 against San Diego and allowed four runs in 2.2 innings. Pitched one scoreless inning against New York on September 2 and against the Padres on September 27. Struck out seven in 9.1 innings. Was second on the Albuquerque club in wins (14) and innings (167.0). Pitched five complete games. Opened the season with 10 wins in his first 12 decisions.

**IN THE MINORS:** Advanced one level in each of his first three seasons in pro ball. Won 10-or-more games in three of his first four years. Won the 1987 PCL championship game in relief for the Dukes.

**PERSONAL/MISCELLANEOUS:** Attended Hillwood High in Nashville and Mercer University. Played semi-pro baseball for the Warner-Robbins (Ga.) Reds. Signed as a free agent on September 1, 1984, by scout Tommy Mixon. He and wife Lisa make their off-season home in Kennesaw, Georgia.

## BRENNAN'S CAREER TRANSACTIONS

—Signed as a free agent by Los Angeles Dodgers' organization, September 1, 1984.

—On disabled list, August 14-28, 1986.

—Selected by Houston in the Rule 5 draft, December 4, 1989.

### WILLIAM RAYMOND BRENNAN

YEAR	CLUB	W-L	ERA	G	GS	CG	SHO	SV	IP	H	R	ER	BB	SO
1985	Vero Beach	10-8	2.85	22	21	5	1	0	142.0	121	64	45	59	74
1986	San Antonio	7-9	3.87	26	21	3	0	0	146.2	149	75	63	61	83
1987	Albuquerque	10-9	4.31	28	28	4	1	0	171.1	188	95	82	67	95
1988	Albuquerque	14-8	3.82	29	28	5	0	0	167.0	177	85	71	51	83
	Los Angeles	0-1	6.75	4	2	0	0	0	9.1	13	7	7	6	7
1989	Albuquerque	6-9	5.23	34	17	2	0	0	129.0	149	87	75	57	104
MINOR LEAGUE TOTALS		47-43	4.00	139	115	19	2	0	756.0	784	406	336	295	439
MAJOR LEAGUE TOTALS		0-1	6.75	4	2	0	0	0	9.1	13	7	7	6	7



**MAJOR LEAGUE HITTING RECORD**  
1989  
Lifetime

AVG.	AB	H	HR	RBI
.000	2	0	0	0

**Versus The National League**

1989

Career

W-L	ERA	G	IP	H	ER	CLUB	W-L	ERA	G	IP	H	ER
—	—	—	—	—	—	Chicago	—	—	—	—	—	—
—	—	—	—	—	—	Montreal	—	—	—	—	—	—
—	—	—	—	—	—	New York	0-0	0.00	1	1.0	1	0
—	—	—	—	—	—	Philadelphia	—	—	—	—	—	—
—	—	—	—	—	—	Pittsburgh	—	—	—	—	—	—
—	—	—	—	—	—	St. Louis	0-1	5.78	1	4.2	6	3
—	—	—	—	—	—	Totals vs. East	0-1	4.76	2	5.2	7	3
—	—	—	—	—	—	Atlanta	—	—	—	—	—	—
—	—	—	—	—	—	Cincinnati	—	—	—	—	—	—
—	—	—	—	—	—	Houston	—	—	—	—	—	—
—	—	—	—	—	—	Los Angeles	—	—	—	—	—	—
—	—	—	—	—	—	San Diego	0-0	9.81	2	3.2	6	4
—	—	—	—	—	—	San Francisco	—	—	—	—	—	—
—	—	—	—	—	—	Totals vs. West	0-0	9.81	2	3.2	6	4

**WILLIAM BRENNAN GAME HIGHS**

Innings Pitched: 4.2, July 19, 1988 at St. Louis  
Strikeouts: 4, September 21, 1988 at San Diego

**BRENNAN'S CAREER FIELDING**

	PO	A	E	PCT.
Pitcher	2	2	0	1.000



**KEN CAMINITI**  
**#11—Infielder**

**BIRTHDATE:** April 21, 1963

**1990 OPENING DAY AGE:** 26

**BIRTHPLACE:** Hanford, California

**HOME:** Houston, Texas

**BATS:** Switch **THROWS:** Right

**HEIGHT:** 6-0 **WEIGHT:** 200

**M.L. SERVICE:** 1 year, 137 days

**CONTRACT STATUS:** Signed through 1990

**HOW OBTAINED:** Selected in the third round of the June 1984 draft.

**1989 HIGHLIGHTS:** Led the Astros in games (161), at-bats (585) and doubles (31), while finishing second in RBI (72), runs (71-tie) and hits (149). Set career-bests in every offensive category. Named Infielder with the Best Throwing Arm in the N.L. by *Baseball America*. Finished third among league third basemen in fielding percentage (.958), second in putouts (126) and assists (335). Hit in a career-high 10 straight games from April 11-21 and hit safely in 22 of the first 28 games. Hit .315 (52x165) as a right-handed batter, .231 (97x20) from the left side. Set a pair of bests with three hits and five RBI in an 8-4 Houston win at St. Louis on May 30. Added seven other three-hit games to tie for the team lead with Glenn Davis. Hit .280 in September with 30 hits, his best single-month average. Missed his only game on August 30 at Chicago with a bruised leg. Finished tied for third on the Astros all-time single season list in games played, the most ever by a Houston third baseman.

**CAREER RECAP: 1988**—Split time between Triple A Tucson and Astros. Hit .272 with five homers and 66 RBI in first season of Triple A. Recalled on July 29 and drove in a run in four of his first five contests. Made 19 starts at third base. Was 2x5 with only home run of season and two RBI vs. Dodgers on July 30. Best stretch in Tucson was from May 25-June 24 when he hit .355 (43x121) with 16 multi-hit games and 18 RBI. **1987**—Recalled from Double A Columbus on July 15 and made an immediate impact. In his first game, he tripled and homered off Kevin Gross of the Phillies (the only hits Gross gave up in the game) and scored

the game winning run in the bottom of the ninth. He hit .500 in his first four games in the majors (7-14) with two homers and three RBI and was named the National League Player of the Week (July 16-19). Hit in 10 of his first 12 games, including five multi-hit contests. Finished with 13 multi-hit games (all two-hit contests). Hit in five straight from August 21-25. Drove in his three runs with a homer and a double at San Francisco on August 10. Average slumped to a low of .232 before he hit .346 in his last nine games (9-26) to finish at .246. Made a total of 51 starts at third.

**IN THE MINORS:** Named to the *Baseball America* AA All-Star team in 1987 despite playing just 95 games. Ranked second in the Southern League with a .325 average, while slugging a career-high 15 homers and driving in 69 runs before his recall to Houston. Named to the Southern League All-Star team. In 1986, he finished second on the squad with a .300 average, and 82 RBI as Columbus rebounded from the worst first-half record in the league to take the Southern League title. Named to the Florida State League All-Star team in 1985 after hitting .284 in his first season of professional baseball. Finished fourth in the league with 83 runs and sixth with 26 doubles.

**MISCELLANEOUS:** Named to the *The Sporting News* All-America second team after hitting .348 as a junior at San Jose State. Hit .327 and set a school record with 29 career doubles in two seasons at San Jose State. Spent the summer of 1984 with the U.S. Olympic Team, but did not make the final cut just before the start of the Games in July.

**PERSONAL:** Born in the same town (Hanford, CA) as Ryan Bowen, the Astros top pick in the June 1986 draft. Caminiti and wife Nancy live in Houston in the off-season.

## CAMINITI'S CAREER TRANSACTIONS

—Selected by Houston Astros in third round of free-agent draft, June 9, 1984.

### KENNETH GENE CAMINITI

YEAR	CLUB	AVG.	G	AB	R	H	2B	3B	HR	RBI	BB	SO	SB
1985	Osceola	.284	126	468	83	133	26	9	4	73	51	54	14
1986	Columbus	.300	137	513	82	154	29	3	12	82	56	79	5
1987	Columbus	.325	95	375	66	122	25	2	15	69	25	58	11
	Houston	.246	63	203	10	50	7	1	3	23	12	44	0
1988	Tucson	.272	109	416	54	113	24	7	5	66	29	54	13
	Houston	.181	30	83	5	15	2	0	1	7	5	18	0
1989	Houston	.255	161	585	71	149	31	3	10	72	51	93	4
MINOR LEAGUE TOTALS		.295	467	1772	285	522	104	21	36	290	161	245	43
MAJOR LEAGUE TOTALS		.246	254	871	86	214	40	4	14	102	68	155	4

Pinch Hitting as an Astro: (1989 Totals) .125, 16-2-0-0, (.000, 2-0-0-0)

### Versus The National League

1989						Career					
AVG.	AB	H	HR	RBI	CLUB	AVG.	AB	H	HR	RBI	
.211	38	8	0	2	Chicago	.250	52	13	0	4	
.256	39	10	0	2	Montreal	.269	52	14	0	3	
.143	42	6	0	7	New York	.158	57	9	0	8	
.279	43	12	0	4	Philadelphia	.333	57	19	2	7	
.170	53	9	1	4	Pittsburgh	.145	62	9	1	5	
.378	45	17	1	12	St. Louis	.309	68	21	1	14	
.238	260	62	2	31	Totals vs. East	.244	348	85	4	41	
.279	68	19	1	7	Atlanta	.261	115	30	1	11	
.302	63	19	1	11	Cincinnati	.286	84	24	1	13	
.235	68	16	3	6	Los Angeles	.234	94	22	4	10	
.281	64	18	2	12	San Diego	.246	114	28	2	13	
.242	62	15	1	5	San Francisco	.216	116	25	2	14	
.268	325	87	8	41	Totals vs. West	.247	523	129	10	61	

### 1989 Batting Breakdown

	AVG.	AB	H	HR	RBI		AVG.	AB	H	HR	RBI
Season	.255	585	149	10	72	April	.275	91	25	2	11
Dome	.256	293	75	3	32	May	.245	98	24	2	13
Road	.253	292	74	7	40	June	.235	102	24	1	13
Day	.286	182	52	5	27	July	.261	92	24	1	9
Night	.241	403	97	5	45	August	.232	95	22	1	12
vs. LHP	.231	420	97	6	50	Sept./Oct.	.280	107	30	3	14
vs. RHP	.315	165	52	4	22	Before ASG	.243	317	77	5	38
						After ASG	.269	268	72	5	34

**KEN CAMINITI GAME HIGHS**

Most Hits: 3 (8 times) - last time, September 29, 1989 at Cincinnati  
 Most RBI: 5, May 30, 1989 at St. Louis  
 Home Runs: 1 (14 times) - last time, September 17, 1989 vs. Cincinnati  
 Longest Hitting Streak: 10, April 11-21, 1989

**CAMINITI'S "MULTIPLE" GAMES**

	HITS	RBI
2 in a Game	41	16
3 in a Game	8	4
4 in a Game	—	1
5 in a Game	—	1

**CAMINITI'S CAREER FIELDING**

	PO	A	E	PCT.
Third base	188	476	33	.953

**JOSE CANO****#39 - Righthanded Pitcher****BIRTHDATE:** March 7, 1962**1990 OPENING DAY AGE:** 28**BIRTHPLACE:** Boca Del Soco, D.R.**HOME:** San Pedro de Macoris, D.R.**BATS:** Right**THROWS:** Right**HEIGHT:** 6-3**WEIGHT:** 190**M.L. SERVICE:** 35 days**CONTRACT STATUS:** Signed through 1990.**HOW OBTAINED:** Signed as a free agent on April 15, 1987.

**1989 HIGHLIGHTS:** Began his professional career in 1980 and spent over nine seasons in the minor and Dominican Leagues before his contract recall on August 28. Made his major league debut that day in a start at Chicago and was the losing pitcher, allowing five runs on five hits in five innings. Optioned to Tucson on August 29 and was recalled on September 1. Allowed three runs in 1.1 innings at St. Louis on September 2. Closed the season with a 2.70 ERA in his last four appearances, allowing five earned runs in his final 16.2 innings. Ended the season by tossing a complete game seven-hitter at Cincinnati on September 30 in a 9-2 Houston win. Became the first Houston rookie to toss a complete-game victory since Jim Deshaies on September 23, 1986.

**IN THE MINORS:** Was limited to four starts at Tucson in 1988 due to shoulder surgery. Was 2-1 with a 4.29 ERA. Signed by the Astros as a free agent on April 15, 1987 after a spring training tryout camp. Went on to dominate the Florida State League that season. Named MVP of the league after posting a 15-3 record with a 1.94 ERA. Won 13 straight decisions between April 28-July 23. Originally signed by the Yankees in 1980, but was released after pitching just three innings at Bradenton. Returned to the Dominican Republic and was signed by the Braves in 1981. He did not pitch for the Atlanta organization and was released in June of 1982. Re-signed by the Braves on June 20, 1983, and went 4-5 with a 3.10 ERA before going on the DL twice. Was released on April 5, 1985 and returned to the Dominican Republic to pitch. Astros' Latin American coordinator Julio Linares saw him there and invited him to the tryout camp.

**PERSONAL/MISCELLANEOUS:** He and wife Pamela make their off-season home in San Pedro de Macoris, Dominican Republic.

## CANO'S CAREER TRANSACTIONS

- Signed as a free agent by the New York Yankees on March 10, 1980
- Released outright on August 6, 1980.
- Signed by the Atlanta Braves on December 1, 1981.
- Released on June 4, 1982.
- Re-signed by the Braves on June 20, 1983.
- On the disabled list from July 20-30 and August 5 to the end of 1984 season.
- Released on April 4, 1985.
- Signed by the Astros on April 15, 1987.
- On disabled list June 20-end of 1988 season.
- On disabled list April 7 to May 22, 1989.

### JOSELITO CANO

YEAR	CLUB	W-L	ERA	G	GS	CG	SHO	SV	IP	H	R	ER	BB	SO
1980	Bradenton	0-0	18.00	3	0	0	0	0	3.0	8	7	6	3	2
1983	Anderson	5-8	4.11	20	16	6	0	1	111.0	112	70	51	33	57
1984	Durham	4-5	3.10	20	9	4	1	1	86.0	68	35	28	29	53
1987	Osceola	15-3	1.94	24	23	6	0	0	167.1	137	50	36	47	99
1988	Tucson	2-1	4.29	4	4	0	0	0	21.0	24	11	10	6	11
1989	Columbus	1-1	3.18	3	3	0	0	0	17.0	16	8	6	4	12
	Tucson	5-5	2.84	15	15	1	1	0	95.0	87	37	30	27	57
	Houston	1-1	5.09	6	3	1	0	0	23.0	24	13	13	7	8
MINOR LEAGUE TOTALS		38-29	2.98	107	88	18	3	2	612.1	555	263	203	180	360
MAJOR LEAGUE TOTALS		1-1	5.09	6	3	1	0	0	23.0	24	13	13	7	8

### MAJOR LEAGUE HITTING RECORD

1989

Lifetime

AVG.

.000

.000

AB

6

6

H

0

0

HR

0

0

RBI

0

0

### Versus The National League

1989

Career

W-L	ERA	G	IP	H	ER	CLUB	W-L	ERA	G	IP	H	ER
0-1	9.00	1	5.0	5	5	Chicago	0-1	9.00	1	5.0	5	5
—	—	—	—	—	—	Montreal	—	—	—	—	—	—
—	—	—	—	—	—	New York	—	—	—	—	—	—
—	—	—	—	—	—	Philadelphia	—	—	—	—	—	—
—	—	—	—	—	—	Pittsburgh	—	—	—	—	—	—
0-0	20.25	1	1.1	4	3	St. Louis	0-0	20.25	1	1.1	4	3
0-1	11.37	2	6.1	9	8	Totals vs. East	0-1	11.37	2	6.1	9	8
0-0	4.76	2	5.2	8	3	Atlanta	0-0	4.76	2	5.2	8	3
1-0	2.00	1	9.0	7	2	Cincinnati	1-0	2.00	1	9.0	7	2
—	—	—	—	—	—	Los Angeles	—	—	—	—	—	—
0-0	0.00	1	2.0	0	0	San Diego	0-0	0.00	1	2.0	0	0
—	—	—	—	—	—	San Francisco	—	—	—	—	—	—
1-0	2.70	4	16.2	15	5	Totals vs. West	1-0	2.70	4	16.2	15	5

### 1989 Pitching Breakdown

	W-L	ERA	G	IP	H	ER		W-L	ERA	G	IP	H	ER
Season	1-1	5.09	6	23.0	24	13	April	—	—	—	—	—	—
Dome	0-0	6.75	1	4.0	7	3	May	—	—	—	—	—	—
Road	1-1	4.74	5	19.0	17	10	June	—	—	—	—	—	—
Day	1-1	4.50	2	14.0	12	7	July	—	—	—	—	—	—
Night	0-0	6.00	4	9.0	12	6	August	0-1	9.00	1	5.0	5	5
Starter	1-1	5.00	3	18.0	19	10	Sept./Oct.	1-0	4.00	5	18.0	19	8
Reliever	0-0	5.40	3	5.0	5	3	Before ASG	—	—	—	—	—	—
							After ASG	1-1	5.09	6	23.0	24	13

### JOSE CANO GAME HIGHS

Innings Pitched: 9, September 30, 1989 at Cincinnati  
 Strikeouts: 2 (3 times) - last time, September 30, 1989 at Cincinnati  
 Walks: 3, August 18, 1989 at Chicago

## CANO'S CAREER FIELDING

	PO	A	E	PCT.
Pitcher	2	2	1	.800



## ANDUJAR CEDENO

#63 - Infielder

**BIRTHDATE:** August 21, 1969

**1990 OPENING DAY AGE:** 20

**BIRTHPLACE:** La Romana, D.R.

**HOME:** La Romana, D.R.

**BATS:** Right

**THROWS:** Right

**HEIGHT:** 6-1

**WEIGHT:** 168

**M.L. SERVICE:** None

**CONTRACT STATUS:** Signed through 1990

**HOW OBTAINED:** Signed as a non-drafted free agent on October 1, 1986.

**1989 HIGHLIGHTS:** The South Atlantic League's All-Star shortstop. Ranked fifth among the top 10 prospects in the league by *Baseball America* magazine. Started slowly, hitting .220 in April and .250 in May. Sizzled over the final three months, hitting a combined .325 to finish fourth in the league in batting with a .300 average. Led the SAL in hits (146). Hit six of his 14 home runs in June and drove in 27 of his club-high 93 RBI that month. Had 18 RBI in May, July and August. Led the Tourists in at-bats (487), hits, triples (6) and RBI. Ranked second in doubles (23) and home runs. Hit .256 in 13 games in the Florida Instructional League.

**IN THE MINORS:** Hit .285 in the Gulf Coast Rookie League in 1988, his first pro season in the United States. Ranked second on that club in average and RBI (20). Was third in hits (47). Played in the Dominican Summer League in 1987.

**PERSONAL/MISCELLANEOUS:** Signed as a non-drafted free agent on October 1, 1986. Signed by scouts Adriano Rodriguez and Julio Linares. Astros signed his younger brother Eduardo this winter. Makes his home in La Romana, Dominican Republic.

### CEDENO'S CAREER TRANSACTIONS

—Signed as a free agent on October 1, 1986.

#### ANDUJAR CEDENO

YEAR	CLUB	AVG.	G	AB	R	H	2B	3B	HR	RBI	BB	SO	SB
(1987 Played in the Dominican Summer League)													
1988	Gulf Coast	.285	46	165	25	47	5	2	1	20	11	34	10
1989	Asheville	.300	126	487	76	146	23	6	14	93	29	124	23
MINOR LEAGUE TOTALS		.296	172	652	101	193	28	8	15	113	40	158	33



## JIM CLANCY

#38 - Righthanded Pitcher

**BIRTHDATE:** December 18, 1955

**1990 OPENING DAY AGE:** 34

**BIRTHPLACE:** Chicago, Ill.

**HOME:** Chicago, Ill.

**BATS:** Right

**THROWS:** Right

**HEIGHT:** 6-4

**WEIGHT:** 220

**M.L. SERVICE:** 12 years, 72 days

**CONTRACT STATUS:** Signed through 1991

**HOW OBTAINED:** Signed as a free agent on December 16, 1988.

**1989 HIGHLIGHTS:** Made a successful National League debut with a victory vs. San Diego on April 8. Allowed two runs over 8.1 innings and had a season-high eight strikeouts in a 5-3 Houston win. Was 1-1 with a 2.66 ERA when he left his fourth start on April 24 after suffering a hamstring pull running out his first major league hit, a single, in the bottom of the second inning. Missed one start and returned to the

rotation allowing four hits and two runs in seven innings at New York on May 6. Lasted 1.1 innings in his next start vs. Montreal on May 10, allowing seven runs and seven hits in a 10-1 Houston loss. Rebounded after 1-3 record and 6.75 ERA in May to post a 3-1 mark and 1.45 ERA (5 earned runs in 31.0 innings) in June, the lowest ERA among N.L. starters for the month. Was 2-8 with 5.90 ERA after the All-Star break with both wins against San Diego. Was 4-1 with a 2.31 ERA vs. the Padres, including his only complete game, a seven-hitter at San Diego on August 8. Was 0-2 in three appearances vs. Montreal with a 32.76 ERA (17 earned runs in 4.2 innings) and 1-6 vs. the N.L. East with a 6.63 ERA (42 earned runs in 57.0 innings). Was the winning pitcher in the longest night game in N.L. history working the 18th-22nd innings on June 3 and 4 vs. Los Angeles in the 5-4 Astros win.

**CAREER RECAP: 1988**—Began the season in the Toronto rotation, but was sent to the bullpen in July after posting a 4-11 record and 5.52 ERA in his first 18 starts. Established a career high by fanning 12 vs. Kansas City on April 19. Made five relief appearances, posting a 3.72 ERA (four ER in 9.2 IP). Picked up his first career save at California on July 18. Returned to the rotation on July 26 at Minnesota. Was 7-2 with a 3.15 ERA in his last 12 starts (27 ER in 77 IP). Walked just eight in his last 77 innings. Led the team by giving up 26 homers, but 20 were solos. Finished the season as Toronto's career leader in starts (345) and losses (140) and second all-time in wins (128), strikeouts (1,237), complete games (73) and shutouts (11). **1987**—Won six straight decisions from April 28-May 23. Tossed 21.1 scoreless innings from May 13-23. Tossed his third career two-hitter (his first to go a regulation nine innings) at California on May 18. AL Player of the Week (May 18-24) and for the month of May (5-1, 1.71 ERA). Called for the first balk of his career after 1,871.2 innings on June 22 at Detroit. **1986**—Won six straight for the first time in his career from June 25-July 28. Became the first Toronto pitcher to win 100 games with his victory over KC on July 28. **1985**—Spent time on the DL because of appendicitis (March 25-April 30). Placed on 15-day DL with tendinitis in his right shoulder on July 27 and moved to the 21-day list on August 28. **1984**—Tied for the league lead with 36 starts. **1983**—Tossed five consecutive CG's in July (4-1, 2.81 ERA). **1982**—Led the league in starts (40) and finished second in innings (266.2), tied for fourth in shutouts (4), ninth in strikeouts (139) and tied for ninth in CG's (11). Tossed eight perfect innings vs. Minnesota on September 28, but lost his bid for a perfect game on a single to lead off the ninth. Finished with his first one-hitter. Named to the All-Star Game in Montreal. Selected Toronto's Comeback Player of the Year. **1981**—Bothered by tendinitis in his right shoulder. Made his first career Opening Day start. **1980**—Named the Jays Pitcher of the Year by the BBWAA. **1979**—Twice underwent corrective surgery for dislocated tendons in his right foot. **1978**—Led Toronto with 10 wins. **1977**—Made his major league debut on July 26 vs. Texas and was the losing pitcher. Won his first ML game in his next start, on August 1 vs. Milwaukee.

**IN THE MINORS:** Was 6-8 with the Rangers' San Antonio affiliate in 1976. Toronto's third selection in the first round of the expansion draft on November 5. Completed 11 of 23 starts and finished eighth in the Carolina League in 1975 with a 3.83 ERA. Was named to the Gulf Coast League All-Star team in 1974 after tying for the league lead with two shutouts.

**PERSONAL/MISCELLANEOUS:** The only Blue Jay to play at the major league level in each of the club's first 12 seasons. Selected in the fourth round of the 1974 June draft out of St. Rita High School in Chicago. Has four children, Katie Marie (2/9/75), Patrick James (5/27/78), Kara Lynn Ann (8/9/79) and Shawna (3/5/83).

## CLANCY'S CAREER TRANSACTIONS

- Selected in the fourth round of the 1974 June draft by the Texas Rangers.
- On disabled list, June 15-26, 1976.
- Selected by the Toronto Blue Jays with their third selection in the first round of the expansion draft, November 5, 1976.
- On disabled list, May 12-July 3 and August 5-October 3, 1979.
- On disabled list, March 25-April 30 and July 27-September 2, 1985.
- Granted free agency, November 11, 1986, signed with Toronto, January 6, 1987.
- Granted "new look" free agency, October 24, 1988. Signed with Houston, December 16, 1988.

# JAMES CLANCY

YEAR	CLUB	W-L	ERA	G	GS	CG	SHO	SV	IP	H	R	ER	BB	SO
1974	Sarasota	3-3	2.72	9	9	3	2	0	53.0	40	21	16	28	58
1975	Anderson	6-13	3.83	23	23	11	3	0	148.0	139	85	63	91	109
1976	San Antonio	6-6	6.41	23	23	5	0	0	125.0	133	94	89	98	77
1977	Jersey City	5-13	4.88	20	20	7	1	0	118.0	116	87	64	75	99
	Toronto	4-9	5.03	13	13	4	1	0	76.2	80	47	43	47	44
1978	Toronto	10-12	4.08	31	30	7	0	0	193.2	199	96	88	91	106
1979	Toronto	2-7	5.48	12	11	2	0	0	63.2	65	44	39	31	33
1980	Toronto	13-16	3.30	34	34	15	2	0	250.2	217	108	92	128	152
1981	Toronto	6-12	4.90	22	22	2	0	0	125.0	126	77	68	64	56
1982	Toronto	16-14	3.71	40	40	11	3	0	266.2	251	122	110	77	139
1983	Toronto	15-11	3.91	34	34	11	1	0	223.0	238	115	97	61	99
1984	Toronto	13-15	5.12	36	36	5	0	0	219.2	249	132	125	88	118
1985	Knoxville	1-0	3.38	2	2	0	0	0	8.0	7	3	3	2	2
	Toronto	9-6	3.78	23	23	1	0	0	128.2	117	54	54	37	66
1986	Toronto	14-14	3.94	34	34	6	3	0	219.1	202	100	96	63	126
1987	Toronto	15-11	3.54	37	37	5	1	0	241.1	234	103	95	80	180
1988	Toronto	11-13	4.49	36	31	4	0	1	196.1	207	106	98	47	118
1989	Houston	7-14	5.08	33	26	1	0	0	147.0	155	100	83	66	91

MINOR LEAGUE TOTALS	20-37	4.70	75	75	26	6	0	444.0	428	287	232	292	343
MAJOR LEAGUE TOTALS	135-154	4.16	385	371	74	11	1	2351.2	2340	1204	1088	880	1328

## MAJOR LEAGUE HITTING RECORD

1989	AVG.	AB	H	HR	RBI
Lifetime	.146	41	6	0	0

## ALL-STAR GAME RECORD

YEAR	LEAGUE/SITE	W-L	ERA	G	GS	CG	SHO	SV	IP	H	R	ER	BB	SO
1982	American/Mon.	0-0	0.00	1	0	0	0	0	1.0	0	0	0	0	0

## CHAMPIONSHIP SERIES RECORD

YEAR	CLUB/OPP	W-L	ERA	G	GS	CG	SHO	SV	IP	H	R	ER	BB	SO
1985	Toronto vs. K.C.	0-1	9.00	1	0	0	0	0	1.0	2	1	1	0	0

## Versus The National League

1989							Career					
W-L	ERA	G	IP	H	ER	CLUB	W-L	ERA	G	IP	H	ER
0-0	7.50	2	6.0	8	5	Chicago	0-0	7.50	2	6.0	8	5
0-2	32.76	3	4.2	17	17	Montreal	0-2	32.76	3	4.2	17	17
0-2	3.86	2	11.2	9	5	New York	0-2	3.86	2	11.2	9	5
0-0	3.38	2	8.0	7	3	Philadelphia	0-0	3.38	2	8.0	7	3
1-2	6.23	3	13.0	18	9	Pittsburgh	1-2	6.23	3	13.0	18	9
0-0	5.27	4	13.2	18	8	St. Louis	0-0	5.27	4	13.2	18	8
1-6	7.42	16	57.0	77	47	Totals vs. East	1-6	7.42	16	57.0	77	47
1-2	1.72	3	15.2	10	3	Atlanta	1-2	1.72	3	15.2	10	3
0-2	20.25	2	4.0	10	9	Cincinnati	0-2	20.25	2	4.0	10	9
1-0	1.64	2	11.0	7	2	Los Angeles	1-0	1.64	2	11.0	7	2
4-1	2.31	5	35.0	28	9	San Diego	4-1	2.31	5	35.0	28	9
0-3	4.81	5	24.1	23	13	San Francisco	0-3	4.81	5	24.1	23	13
6-8	3.60	17	90.0	78	36	Totals vs. West	6-8	3.60	17	90.0	78	36

## 1989 Pitching Breakdown

	W-L	ERA	G	IP	H	ER		W-L	ERA	G	IP	H	ER
Season	7-14	5.08	33	147.0	155	83	April	1-1	2.66	4	23.2	16	7
Dome	4-5	5.66	15	62.0	72	39	May	1-3	6.75	6	28.0	38	21
Road	3-9	4.66	18	85.0	83	44	June	3-1	1.45	5	31.0	23	5
Day	0-7	6.75	11	40.0	46	30	July	0-3	7.71	5	21.0	28	18
Night	7-7	4.46	22	107.0	109	53	August	1-3	7.62	8	26.0	34	22
Starter	6-13	5.17	26	134.0	145	77	Sept./Oct.	1-3	5.19	5	17.1	16	10
Reliever	1-1	4.15	7	13.0	10	6	Before ASG	5-6	4.50	17	85.0	87	43
							After ASG	2-8	5.90	16	61.0	68	40

## JIM CLANCY'S GAME HIGHS

Winning Streak: 6 (twice) - last time, April 28-May 23, 1987  
Losing Streak: 7 (twice) - last time, September 2 - October 3, 1986  
Innings Pitched: 10 (twice), last time, September 28, 1982 vs. Minnesota  
Strikeouts: 12, April 19, 1988 vs. Kansas City  
Fewest Hits: 1, September 28, 1982 vs. Minnesota  
Fewest Walks (complete game): 0 (8 times) - last time, Sept. 29, 1988 at Milwaukee

## CLANCY'S CAREER FIELDING

	PO	A	E	PCT.
Pitcher	178	279	25	.948





## DANNY DARWIN

### #44 - Righthanded Pitcher

**BIRTHDATE:** October 25, 1955

**1990 OPENING DAY AGE:** 34

**BIRTHPLACE:** Bonham, Tex.

**HOME:** Valley View, Tex.

**BATS:** Right

**THROWS:** Right

**HEIGHT:** 6-3

**WEIGHT:** 190

**M.L. SERVICE:** 10 years, 139 days

**CONTRACT STATUS:** Signed through 1991 (option for 1992)

**HOW OBTAINED:** Acquired on August 15, 1986 from the Milwaukee Brewers in exchange for Don August and Mark Knudson.

**1989 HIGHLIGHTS:** Tied the club record for wins by a reliever with 11, a mark set by Hal Woodeshick (1963) and also equaled by Bill Dawley (1984) and Charley Kerfeld (1986). Set club records for innings (122.0) and strikeouts (104) by a reliever. Led all N.L. relievers in innings, was second in wins and strikeouts, and finished tied for 10th in appearances (68-fourth in club history). Third in the league in winning percentage (.733). Win and saves total (7) were his N.L. highs and his most since 1980 when he had 13 wins and eight saves for Texas. 7-0 at the Astrodome with a 1.98 ERA (16 earned runs in 72.2 innings), holding opposing batters to a .181 average (45x249). 7-1 vs. the N.L. East with a 1.98 ERA (13 earned runs in 59.0 innings). 16-7 with a 2.32 ERA as a Houston reliever (49 earned runs in 190.0 innings). 17-22 with a 3.78 ERA as a Houston starter (157 earned runs in 374.0 innings). Strikeout high was five, accomplished four times. Longest outing was 4.0 innings vs. Philadelphia on July 22. Led club in saves during September (3), the first month since September, 1984 that Dave Smith did not lead or tie for the lead in saves. Allowed eight home runs, one every 15.25 innings, as opposed to his 1988 ratio of one per every 9.6 innings. Did not allow an earned run between June 25-July 25, a streak of 22.2 innings.

**CAREER RECAP: 1988**—Began season in starting rotation, but sparkled after being moved to bullpen on July 15. Was 4-10 with 4.59 ERA (68 ER in 133.1 IP) as starter, 4-3 with a 2.15 ERA (14 ER in 58.2 IP) as reliever. Made 17 appearances (all as starter) with 3-8 record and 4.69 ERA (58 ER in 111.1 IP) before All-Star break. Was 5-5 in 27 appearances with 2.68 ERA (24 ER in 80.2 IP) during second half. Fanned Mike Young of the Phillies on July 24 for 1,000th career strikeout. Earned first National League save on July 15 at Philadelphia. Recorded saves in three of first four relief appearances. Led all Houston pitchers with career-high seven RBI. Hit first major league home run at Cincinnati on September 15 off Norm Charlton. Became first Astros reliever to homer since Jose Sosa on July 30, 1975 vs. San Diego. **1987**—Set a career high with 134 strikeouts and finished 11th in the National League with a 3.59 ERA. Tossed three complete games, including a two-hitter at Los Angeles on June 14, a four-hitter vs. Philadelphia at the Dome on July 16 and his first National League shutout, a seven-hitter against Atlanta at the Dome on August 15 (the one-year anniversary of his joining the Astros). Established an NL career high with nine strikeouts vs. New York on July 11. In his first full season as a hitter, Darwin led the pitchers with 12 hits and tied for the lead with four RBI. Tied a team record for pitchers by collecting three hits at Philadelphia on May 5 and drove in the game-winning run. **1986**—Joined the Astros on August 15 as a fifth starter and gave the club just what it was looking for by posting a 5-2 record with a 2.32 ERA. Darwin registered wins in back-to-back games at Wrigley Field. He was the winner as a starter on September 1 and then came on in the 17th inning of the suspended game to get his second win on September 3. Tossed a five-hitter at Cincinnati on September 17 for his first NL complete game. Began the year with Milwaukee in the bullpen, but after posting a 2-1 record and a 3.00 ERA, he was moved back into the rotation. Tossed a shutout vs. Kansas City in his first start of the year on May 26. **1985**—Finished sixth in the AL with 11 complete games, and posted career highs for CG's and strikeouts (125). Led the team in CG's, innings (217.2) and ERA (3.80). Tossed a one-hitter, two-hitter, three-hitter and five-hitter during the year. Finished the year 8-18, but the Brewers scored a total of 21 runs in 16 of his losses (1.3 per start) **1984**—Set career highs for starts (32) and innings (223.1) **1983**—On the DL from March 25-April 10. Tossed a pair of shutouts to set a career high. **1982**—Led the Rangers with 56 appearances and 7 saves. **1981**—Led the Rangers with 22 starts, 146 innings and 98 strikeouts. Tossed his first career one-hitter vs. the Red Sox on April 29, allowing only a fifth inning single to Rick Miller. **1980**—Won eight straight from May 22-August 9 and finished with 13 wins on the year. Led the club with a 2.62 ERA

and 53 appearances and tied for the lead with eight saves. **1979**—Recalled from Tucson on June 16 and remained with the big club the rest of the year. **1978**—Struck out 126 in 125 at Tucson before making his major league debut by defeating Seattle 4-3 on September 24. Struck out seven in six innings, including the first four hitters he faced.

**PERSONAL:** Graduated from Bonham (Tex.) High School, where he played both football and baseball. Attended Grayson County College in Denison, Texas, where he pitched for two seasons. Signed by the Rangers as a free agent on May 18, 1976. Darwin, wife Hilda and children Cassandra (11/10/79), Amanda (10/29/83) and Courtney (2/16/87) make their home in Valley View, Texas in the off-season. Brother Jeff pitches in the Seattle organization.

### DARWIN'S CAREER TRANSACTIONS

- Signed as a free agent by Texas on May 10, 1976.
- On disabled list, April 25 to May 4 and May 22 to June 11, 1977.
- On disabled list, June 5-26, 1980.
- On disabled list, March 25 to April 10 and August 9 to September 1, 1983.
- Traded with player to be named later to Milwaukee on January 18, 1985. Kansas City acquired Jim Sundberg (C) from Milwaukee, Texas acquired Don Slaught (C) from Kansas City, New York Mets acquired Frank Wills (P) from Kansas City and Milwaukee acquired Tim Leary (P) from New York, Milwaukee acquired Bill Hance (C) from Texas on January 30, 1985.
- Granted free agency on November 12, 1985. Re-signed by Milwaukee on December 22, 1985.
- Traded to the Astros for Don August (P) and Mark Knudson (P) on August 15, 1986.

### DANIEL WAYNE DARWIN

YEAR	CLUB	W-L	ERA	G	GS	CG	SHO	SV	IP	H	R	ER	BB	SO
1976	Asheville	6-3	3.62	16	16	6	1	0	102.0	96	54	41	48	76
1977	Tulsa	13-4	2.51	23	23	6	*4	0	154.0	130	53	43	72	129
1978	Tucson	8-9	6.26	23	23	4	0	0	125.0	147	100	87	83	126
	Texas	1-0	4.00	3	1	0	0	0	9.0	11	4	4	1	8
1979	Tucson	6-6	3.60	13	13	4	1	0	95.0	89	43	38	42	65
	Texas	4-4	4.04	20	6	1	0	0	78.0	50	36	35	30	58
1980	Texas	13-4	2.62	53	2	0	0	8	110.0	98	37	32	50	104
1981	Texas	9-9	3.64	22	22	6	2	0	146.0	115	67	59	57	98
1982	Texas	10-8	3.44	56	1	0	0	7	89.0	95	38	34	37	61
1983	Texas	8-13	3.49	28	26	9	2	0	183.0	175	86	71	62	92
1984	Texas	8-12	3.94	35	32	5	2	0	223.2	249	110	98	54	123
1985	Milwaukee	8-18	3.80	39	29	11	1	2	217.2	212	112	92	65	125
1986	Milwaukee	6-8	3.52	27	14	5	1	0	130.1	120	62	51	35	80
	Houston	5-2	2.32	12	8	1	0	0	54.1	50	19	14	9	40
1987	Houston	9-10	3.59	33	30	3	1	0	195.2	184	87	78	69	134
1988	Houston	8-13	3.84	44	20	3	0	3	192.0	189	86	82	48	129
1989	Houston	11-4	2.36	68	0	0	0	7	122.0	92	34	32	33	104
MINOR LEAGUE TOTALS		33-22	3.95	75	75	20	6	0	476.0	462	250	209	245	396
AL TOTALS		67-76	3.61	283	133	37	8	17	1186.2	1125	552	476	391	749
NL TOTALS		33-29	3.29	157	58	7	1	10	564.0	515	226	206	159	407
MAJOR LEAGUE TOTALS		100-105	3.51	440	191	44	9	27	1750.2	1640	778	682	550	1156

Saves vs. the National League (1989 totals): ATL-4(4) LA-1(1) MON-1(0) NY-1(1) PHI-2(0) SF-1(1)

### MAJOR LEAGUE HITTING RECORD

	AVG.	AB	H	HR	RBI
1989	.118	17	2	0	2
Lifetime	.123	155	19	1	13

Last Home Run: 9/15/88 at CIN (Norm Charlton)

### CHAMPIONSHIP SERIES RECORD

YEAR	CLUB/OPP	W-L	ERA	G	GS	CG	SHO	SV	IP	H	R	ER	BB	SO
1986	Hou. vs. NY													

(did not play)

### Versus The National League

#### 1989

#### Career

W-L	ERA	G	IP	H	ER	CLUB	W-L	ERA	G	IP	H	ER
1-0	2.70	5	6.2	4	2	Chicago	3-6	4.13	15	56.2	62	26
2-0	2.08	5	8.2	11	2	Montreal	5-2	3.29	12	52.0	52	19
1-0	0.00	4	10.0	4	0	New York	2-3	4.63	10	44.2	43	23
2-0	2.38	6	11.1	9	3	Philadelphia	4-1	1.78	12	35.1	22	7
0-0	1.74	6	10.1	4	2	Pittsburgh	1-2	3.12	11	40.1	24	14
1-1	3.00	6	12.0	12	4	St. Louis	1-2	3.86	12	42.0	46	18
7-1	1.98	32	59.0	44	13	Totals vs. East	16-16	3.55	72	271.0	249	107
2-0	1.23	9	14.2	11	2	Atlanta	5-0	1.95	19	55.1	51	12
0-1	2.84	4	6.1	4	2	Cincinnati	3-4	3.71	13	63.0	59	26
0-0	3.07	8	14.2	13	5	Los Angeles	3-2	2.37	16	64.2	58	17
1-1	6.17	7	11.2	12	8	San Diego	2-4	3.74	18	53.0	49	22
1-1	1.15	8	15.2	8	2	San Francisco	4-3	3.47	19	57.0	49	22
4-3	2.71	36	63.0	48	19	Totals vs. West	17-13	3.04	85	293.0	266	99

### 1989 Pitching Breakdown

	W-L	ERA	G	IP	H	ER		W-L	ERA	G	IP	H	ER
Season	11-4	2.36	68	122.0	92	32	April	2-1	1.85	12	24.1	17	5
Dome	7-0	1.98	38	72.2	45	16	May	2-0	2.61	11	20.2	19	6
Road	4-4	2.92	30	49.1	47	16	June	3-1	2.84	12	19.0	18	6
Day	2-2	2.96	18	27.1	25	9	July	3-0	1.52	12	23.2	18	4
Night	9-2	2.19	50	94.2	67	23	August	1-1	2.89	11	18.2	10	6
Starter							Sept./Oct.	0-1	2.87	10	15.2	10	5
Reliever	11-4	2.36	68	122.0	92	32	Before ASG	9-2	2.13	39	71.2	60	17
							After ASG	2-2	2.68	29	50.1	32	15

### DANNY DARWIN GAME HIGHS

Longest Winning Streak: 8, May 22 - August 9, 1980  
 Longest Losing Streak: 10, June 16-August 14, 1985  
 Innings Pitched: 10 (three times), last time - June 23, 1986 at California  
 Low Hits: 1 (twice), last time - May 19, 1985 vs. Minnesota

### DARWIN'S CAREER FIELDING

	PO	A	E	PCT.
Pitcher	106	205	17	.948



## MARK DAVIDSON

### #24 - Outfielder

**BIRTHDATE:** February 15, 1961

**1990 OPENING DAY AGE:** 29

**BIRTHPLACE:** Knoxville, Tenn.

**HOME:** Statesville, N.C.

**BATS:** Right

**THROWS:** Right

**HEIGHT:** 6-2

**WEIGHT:** 190

**M.L. SERVICE:** 2 years, 121 days

**CONTRACT STATUS:** Signed through 1990.

**HOW OBTAINED:** Acquired from Portland on May 16, 1989, in exchange for the contract of a player to be named (Greg Johnson on September 15, 1989).

**1989 HIGHLIGHTS:** Batted .200 in a pair of stays with the Astros, from July 9-August 24 and August 31-October 1. Was hitting .177 for Portland prior to being traded to Tucson. Hit .208 in his first 15 games with the Toros, then went on the DL with an abdominal strain on June 3. Activated on June 15 and hit safely in his next 15 games. Hit .357 (30x84) with six doubles, one triple and three homers in 21 games after his return from the DL. Contract outrighted to Houston on July 9. Hit his first National League home run at Philadelphia off Dennis Cook on July 13. After hitting in four of his first six games with Houston (5x21), went into a 2x21 slump and was hitting .167 when his contract was outrighted to Tucson on August 24. Recalled on September 1 and hit .268 in the final month of the season.

**CAREER RECAP: 1988**—Was batting .300 for Minnesota as late as July 14. Went hitless in 23 at-bats in late July and August before being optioned to Portland on August 18. Reported back to the Twins on September 10. **1987**—Hit first major league home run at New York on May 8 off Tim Lincecum. **1986**—Made his major league debut on June 20 vs. Cleveland. First major league hit was off Kansas City's Danny Jackson on June 28.

**IN THE MINORS:** Batted .328 in the 1983 Florida Instructional League. Southern League Player of the Month for Orlando in August, 1985. Led the Southern League in 1985 with 16 game-winning RBI and hit three grand slams. Voted Orlando's Most Popular player that season, and was cited by the league's managers as the best defensive outfielder. Also named to the Southern League all-star team and was selected on Topps Chewing Gum's All-Class AA all-star team. Named 1985 winner of the Sherry Robertson Award as Minnesota's outstanding farm system player. Voted by International League managers as league's outfielder with the best arm in 1986.

**MISCELLANEOUS:** Selected in the 11th round of the June 1982 free agent draft. Signed by scout Red Robbins. Graduate of Garinger High in Charlotte. Attended University of North Carolina-Charlotte and Clemson University. Father Max was a minor league outfielder in the New York Giants' system from 1947-54.

**PERSONAL:** Davidson and wife Linda live in Statesville, North Carolina.

## DAVIDSON'S CAREER TRANSACTIONS

- Selected by Twins in the 11th round of the free-agent draft, June 7, 1982.
- On disabled list, April 15 to May 4, 1983.
- On disabled list, July 16 to July 26, 1984.
- Acquired from Portland (Twins organization) on May 16, 1989 for player to be named later (Greg Johnson (P) on September 15, 1989).
- On disabled list, June 3 to June 15, 1989.

### JOHN MARK DAVIDSON

YEAR	CLUB	AVG.	G	AB	R	H	2B	3B	HR	RBI	BB	SO	SB
1982	Wisconsin Rapids	.300	79	247	54	74	11	0	10	41	47	74	12
1983	Wisconsin Rapids	.220	111	363	63	80	15	1	13	48	50	84	26
1984	Orlando	.284	114	348	55	99	11	6	4	37	52	57	15
1985	Orlando	.302	134	453	93	137	17	2	25	106	92	92	13
1986	Toledo	.248	108	383	55	95	16	1	10	38	37	91	4
	Minnesota	.118	36	68	5	8	3	0	0	2	6	22	2
1987	Minnesota	.267	102	150	32	40	4	1	1	14	13	26	9
1988	Portland	.321	15	56	6	18	4	2	0	5	10	8	1
	Minnesota	.217	100	106	22	23	7	0	1	10	10	20	3
1989	Portland	.177	30	96	8	17	2	0	1	8	9	27	2
	Tucson	.291	39	141	18	41	7	2	4	16	16	19	0
	Houston	.200	33	65	7	13	2	1	1	5	7	14	1
MINOR LEAGUE TOTALS		.267	688	2315	378	618	91	16	72	321	339	494	75
MAJOR LEAGUE TOTALS		.216	271	389	66	84	16	2	3	31	36	82	15

Career Pinch Hitting (1989 Totals): .310, 29-9-0-4 (.167, 12-2-0-2).

### CHAMPIONSHIP SERIES RECORD

YEAR	CLUB/OPP	AVG.	G	AB	R	H	2B	3B	HR	RBI	BB	SO	SB
1987	Minn. vs. Det.	—	1	0	0	0	0	0	0	0	0	0	0

### WORLD SERIES RECORD

YEAR	CLUB/OPP	AVG.	G	AB	R	H	2B	3B	HR	RBI	BB	SO	SB
1987	Minn. vs. St. L.	.000	2	1	0	0	0	0	0	0	0	0	0

### Versus The National League

1989					Career				
AVG.	AB	H	HR	RBI	CLUB	AVG.	AB	H	RBI
.000	1	0	0	0	Chicago	.000	1	0	0
.000	3	0	0	0	Montreal	.000	3	0	0
.286	7	2	0	0	New York	.286	7	2	0
.250	12	3	1	2	Philadelphia	.250	12	3	1
.000	3	0	0	0	Pittsburgh	.000	3	0	0
.500	2	1	0	2	St. Louis	.500	2	1	0
.214	28	6	1	4	Totals vs. East	.214	28	6	1
.600	5	3	0	0	Atlanta	.600	5	3	0
.056	18	1	0	1	Cincinnati	.056	18	1	0
.000	3	0	0	0	Los Angeles	.000	3	0	0
.286	7	2	0	0	San Diego	.286	7	2	0
.250	4	1	0	0	San Francisco	.250	4	1	0
.189	37	7	0	1	Totals vs. West	.189	37	7	0

### 1989 Batting Breakdown

	AVG.	AB	H	HR	RBI		AVG.	AB	H	HR	RBI
Season	.200	65	13	1	5	April	—	—	—	—	—
Dome	.150	20	3	0	0	May	—	—	—	—	—
Road	.222	45	10	1	5	June	—	—	—	—	—
Day	.087	23	2	0	1	July	.192	26	5	1	2
Night	.262	42	11	1	4	August	.125	16	2	0	0
vs. RHP	.250	20	5	0	1	Sept./Oct.	.261	23	6	0	3
vs. LHP	.178	45	8	1	4	Before ASG	.000	3	0	0	0
						After ASG	.210	62	13	1	5

In the history of the National League, only 16 players have hit home runs from both sides of the plate in the same game and three of them were members of the Astros. Alan Ashby was the first Astro to do it, on September 27, 1982 at San Diego. Mark Bailey did it on September 16, 1984 at the Dome. Kevin Bass became the first player to do it twice in one season; first on August 3 and the again on September 2 in 1987. Bass did it again on August 20, 1989.

**MARK DAVIDSON GAME HIGHS**

Most Hits: 3, August 15, 1987 vs. Seattle  
 Most RBI: 2 (4 times) - last time, September 2, 1989 at St. Louis  
 Most Home Runs: 1, (3 times), last time, July 13, 1989 at Philadelphia  
 Longest Hitting Streak: 5, May 31-June 10, 1987

**DAVIDSON'S "MULTIPLE" GAMES**

	HITS	RBI
2 in a Game	13	4
3 in a Game	1	—

**DAVIDSON'S CAREER FIELDING**

	PO	A	E	PCT.
Outfield	389	6	4	.990
Third base	0	0	0	—

**GLENN DAVIS****#27 - Infielder****BIRTHDATE:** March 28, 1961**1990 OPENING DAY AGE:** 29**BIRTHPLACE:** Jacksonville, Fla.**HOME:** Columbus, Ga.**BATS:** Right**THROWS:** Right**HEIGHT:** 6-3**WEIGHT:** 200**M.L. SERVICE:** 4 years, 145 days**CONTRACT STATUS:** Signed through 1990**HOW OBTAINED:** Signed as the Astros first selection in the secondary phase of the January, 1981 draft.

**1989 HIGHLIGHTS:** Became the first player in Houston history to hit 30-or-more home runs in three seasons. Led the Astros in eight offensive categories. Led the club in home runs, a career-best 34, for the fifth straight season, finishing in a tie for third in the National League with Cincinnati's Eric Davis. Also led the team in RBI (89) for the fourth straight year, and ranked seventh in the N.L. Led Houston in batting with a .269 average, the lowest team-leading average since Cesar Cedeño hit .264 in 1971. Also led the Astros in hits (156), runs (87), strikeouts (123), slugging percentage (.492) and on-base percentage (.350). The last first baseman to lead the Astros in batting and hits was Bob Watson in 1976. Finished in the top 10 in N.L. in slugging percentage (seventh), extra base hits (61-fifth), total bases (286-sixth) and multi-hit games (47-sixth). Also set or tied career-highs in games (158), hits and strikeouts. Finished seventh in voting for the league's Most Valuable Player award (64 points). Selected to play in his second All-Star Game at Anaheim on July 11. Had a hit and walk in two plate appearances and scored a run. Hit a home run on Opening Day, April 4, for the third time in the past four seasons and is a career 6x15 (.400) in openers. Hit in nine of the first 12 games (15x50, .300) with three home runs and eight RBI. Homered in four consecutive games from April 23-26, a career-best streak. Hit in nine-of-10 from April 23-May 4 (16x38, .421) to raise his average to .315, its highest point after April 12. Hit safely in a season-best seven straight games from September 23-30 (.417; 10x24) to raise his average to .270. Went 0x3 on the final day to finish at .269. Homered in five straight games vs. Pittsburgh from May 21-August 15, and had six homers vs. Pirates to raise his career total to 17, his best against N.L. East teams. Also hit six homers vs. Philadelphia (with 17 RBI in 12 games) and Cincinnati. Has 22 career homers vs. the Reds, his single-team high. Hit nine home runs in August, the best single-month of his career. Had the club's highest batting average at the Astrodome (.317, 91x287) with 15 home runs and 42 RBI. Raised career home run total at the Astrodome to 68, second all-time. Ranks third on the Astros career home run list (144) and is sixth in RBI (454). Earned N.L. Player of the Week honors after the All-Star break by hitting .500 (7x14) with a homer and five RBI. Nominated for the second straight year for the Roberto Clemente Award.

**CAREER RECAP: 1988**—Named club MVP by the BBWAA after becoming only the second Astros player ever to hit 30 homers twice in his career. Jimmy Wynn did it in 1967 and 1969. Also matched Wynn's mark (1967-70) by hitting 20-or-more homers for a fourth straight season. Finished second in the National League in homers and tied for fifth in RBI (99). Led NL first basemen and tied a Houston club record (Lee May 1972) with a .996 fielding average. Cracked the league top 10 in slugging percentage (.478-10th). Also finished among league leaders in game-winning RBI (14-tied for sixth) and multi-hit games (46—tied for eighth). Tied a club record with 11 HBP (Cesar Cedeño-1977). Set a career-high with an 11-game hitting streak from July 14-24. Later tied it from August 26-September 6. Led all National League hitters with 23 homers vs. righthanded pitchers. Hit 15 of the Astros 33 homers at the Astrodome. **1987**—Set career highs for doubles (35), at bats (578) and stolen bases (4). Became the first Houston player to hit 20-or-more homers in three straight seasons since Lee May and Cesar Cedeño in 1972-74 by slugging 27. Tied a club record when he hit three homers at San Diego on September 10. Tied his career-high of five RBI in a game twice (May 27 and September 10). **1986**—The runner-up in the 1986 MVP voting with 231 points to Mike Schmidt's 287. Davis finished higher than any Astro in the annual post-season balloting. A member of the NL All-Star team and *The Sporting News* Silver Slugger Team in his first full year in the league. Davis became only the second Houston player to hit 30 homers in a season by slugging 31. His 31 homers also broke the club record for round trippers by a first baseman (29) set by Lee May in 1972. Showed a flair for the dramatic home run, with one each in the bottom of the eighth, ninth and tenth to drive in the game winner in the Astros last at bat. Led the squad with 16 game winning RBI, which also tied him with Gary Carter for the NL lead. In the NLCS Davis homered in his first at bat (the third NL player to do so) to provide the only run in the Astros 1-0 victory in the opening game of the series. He went on to hit in five of the six games, including a three-for-seven, two-RBI effort in the Game Six, and finished with a .269 average in the series. **1985**—Named to the TOPPS All-Rookie team after setting a Houston rookie record by slugging 20 homers and driving in 64 runs, which led all ML rookies. Struggled with the big club in spring training and was sent to Tucson to start the season. Hit .305 in 60 games at Tucson before being recalled June 13 when Terry Puhl went on the disabled list. Struggled in his first 29 games with the Astros, hitting just .222 with two homers and eight RBI. Slugged two homers against Philadelphia on July 23. **1984**—Hit safely in his first 8 starts after being called up from Tucson. Doubled off of the Cardinals' Ricky Horton in his first game for his first major league hit. First ML homer was off Scott Garrelts at San Francisco on September 6. Slugged 16 homers and drove in 94 runs at Tucson before joining the Astros.

**IN THE MINORS:** Named to the TOPPS All-Star Class A team and to the Florida State League All-Star team after tying for the league lead with 19 homers and leading the league with a .557 slugging percentage in 1982. Tied for the Southern League lead with 25 homers and named to the league's All-Star team in 1983. Hit .293 with 76 homers in 507 games in the minor leagues.

**MISCELLANEOUS:** Graduated from University Christian High School in Jacksonville, Fla. in 1979 and also attended the University of Georgia and Manatee JC before signing with the Astros. Davis hit .394 with 14 homers and 54 RBI in his one season at Georgia. Spends countless hours working with charities in Houston and his off-season home in Columbus, Ga. Announced plans to build the Glenn Davis Home For Boys and Teresa Davis Home For Girls in Columbus on January 3, 1990. The homes will provide shelter for abandoned, emotionally and physically abused children and orphans. Will contribute \$50 each to Texas Children's Hospital and the Houston Food Bank for every home run he hits during the 1990 season.

**PERSONAL:** Davis, wife Teresa and daughters Sharayah (1/1/87) and Tiffany (6/20/88) make their home in Columbus, Georgia in the off-season.

### DAVIS' CAREER TRANSACTIONS

- Selected by Baltimore Orioles in 32nd round of free-agent draft, June 5, 1979.
- Selected by Houston Astros in secondary phase of free-agent draft January 13, 1981.



# GLENN EARL DAVIS

YEAR	CLUB	AVG.	G	AB	R	H	2B	3B	HR	RBI	BB	SO	SB
1981	Sarasota	.261	54	188	27	49	7	1	6	35	18	31	7
1982	Daytona Beach	.315	103	378	70	119	28	3	*19	79	44	77	1
	Columbus	.247	26	97	14	24	6	1	4	8	5	26	0
1983	Columbus	.299	118	445	68	133	19	3	*25	85	40	87	4
	Tucson	.211	15	57	5	12	3	0	1	8	3	10	0
1984	Tucson	.297	131	471	66	140	28	7	16	94	49	88	3
	Houston	.213	18	61	6	13	5	0	2	8	4	12	0
1985	Tucson	.305	60	220	22	67	24	2	5	35	13	23	1
	Houston	.271	100	350	51	95	11	0	20	64	27	68	0
1986	Houston	.265	158	574	91	152	32	3	31	101	64	72	3
1987	Houston	.251	151	578	70	145	35	2	27	93	47	84	4
1988	Houston	.271	152	561	78	152	26	0	30	99	53	77	4
1989	Houston	.269	158	581	87	156	26	1	34	89	69	123	4
MINOR LEAGUE TOTALS		293	507	1856	272	544	115	17	76	344	172	342	16
MAJOR LEAGUE TOTALS		264	737	2705	383	713	135	6	144	454	264	436	15

Pinch Hitting as an Astro: (1989 totals) .143, 14-2-0-1 (.333, 3-1-0-1)

## ALL-STAR GAME RECORD

YEAR	LEAGUE/SITE	AVG.	G	AB	R	H	2B	3B	HR	RBI	BB	SO	SB
1986	National/Hou	.000	1	1	0	0	0	0	0	0	0	0	0
1989	National/Cal	1.000	1	1	1	1	0	0	0	0	1	0	0
TOTALS		.500	2	2	1	1	0	0	0	0	1	0	0

## CHAMPIONSHIP SERIES RECORD

YEAR	CLUB/OPP.	AVG.	G	AB	R	H	2B	3B	HR	RBI	BB	SO	SB
1986	Hou. vs. NY	.269	6	26	3	7	1	0	1	3	1	3	0

## Versus The National League

1989						Career					
AVG.	AB	H	HR	RBI	CLUB	AVG.	AB	H	HR	RBI	
.250	36	9	2	6	Chicago	.216	190	41	6	30	
.179	39	7	0	3	Montreal	.274	179	49	11	39	
.225	40	9	3	6	New York	.228	197	45	9	31	
.378	45	17	6	17	Philadelphia	.300	203	61	14	49	
.298	47	14	6	10	Pittsburgh	.333	189	63	17	39	
.289	45	13	0	3	St. Louis	.291	203	59	8	22	
.274	252	69	17	45	Totals vs. East	.274	1161	318	65	210	
.288	66	19	1	8	Atlanta	.274	281	77	14	52	
.309	55	17	6	11	Cincinnati	.279	319	89	22	63	
.222	72	16	2	4	Los Angeles	.282	312	88	11	33	
.277	65	18	5	14	San Diego	.238	319	76	18	53	
.239	71	17	3	7	San Francisco	.208	313	65	14	43	
.264	329	87	17	44	Totals vs. West	.256	1544	395	79	244	

## 1989 Batting Breakdown

	AVG.	AB	H	HR	RBI		AVG.	AB	H	HR	RBI
Season	.269	581	156	34	89	April	.298	94	28	7	17
Dome	.317	287	91	15	42	May	.237	97	23	5	17
Road	.221	294	65	19	47	June	.236	110	26	4	12
Day	.215	181	39	8	21	July	.277	83	23	6	15
Night	.293	400	117	26	68	August	.295	95	28	9	17
vs. RHP	.262	435	114	20	63	Sept./Oct.	.275	102	28	3	11
vs. LHP	.288	146	42	14	26	Before ASG	.251	327	82	16	47
						After ASG	.291	254	74	18	42

## GLENN DAVIS GAME HIGHS

Most Hits: 4 (3 times) - last time, July 13, 1989 at Philadelphia  
 Most RBI: 5 (5 times) - last time, August 8, 1989 at San Diego  
 Most Home Runs: 3, Sept. 10, 1987 at San Diego  
 Longest Hitting Streak: 11 (twice) - last time, August 26 - September 6, 1988

## DAVIS' "MULTIPLE" GAMES

	HITS	RBI	HR
2 in a Game	161	71	4
3 in a Game	33	30	1
4 in a Game	3	10	—
5 in a Game	—	5	—

## DAVIS' CAREER FIELDING

	PO	A	E	PCT.
First Base	6138	511	55	.992
Outfield	17	0	0	1.000

## DAVIS HOMERS BY PARK

Astrodome - 68	Candlestick Park - 7
Riverfront Stadium - 13	Dodger Stadium - 6
Jack Murphy Stadium - 9	Fulton County Stadium - 5
Three Rivers Stadium - 9	Olympic Stadium - 5
Veterans Stadium - 8	Busch Stadium - 3
Shea Stadium - 8	Wrigley Field - 3

## DAVIS HOMERS BY INNINGS

1st - 13	6th - 11
2nd - 14	7th - 19
3rd - 16	8th - 18
4th - 27	9th - 11
5th - 13	10th - 2



## JIM DESHAIES

### #43 - Lefthanded Pitcher

**BIRTHDATE:** June 23, 1960

**1990 OPENING DAY AGE:** 29

**BIRTHPLACE:** Massena, N.Y.

**HOME:** Richmond, Tex.

**BATS:** Left

**THROWS:** Left

**HEIGHT:** 6-4

**WEIGHT:** 220

**M.L. SERVICE:** 4 years, 41 days

**CONTRACT STATUS:** Signed through 1990

**HOW OBTAINED:** Acquired from the New York Yankees along with Neder de Jesus Horta and Dody Rather in exchange for Joe Niekro on September 15, 1985.

**1989 HIGHLIGHTS:** Posted career-bests in wins (15), ERA (2.91), games (34), games started (34), complete games (6), shutouts (3), innings pitched (225.2), hits (180), walks (79) and strikeouts (153). Tied for fourth in the N.L. in games started, tied for sixth in shutouts and seventh in opponent's batting average (.217). Was one of only eight pitchers in the league to win 15-or-more games and have an ERA under 3.00 (Belcher, Deshaies, Hershiser, Hurst, Maddux, Magrane, Reuschel, Whitson). Worked six-or-more innings in 23-of-34 starts and allowed three-or-less earned runs in 27 starts. Houston was 22-12 in his starts. All three shutouts were on the road, at Riverfront Stadium on April 21 and October 1 and at New York on May 7. Missed one start due to tightness in his shoulder. He led the club in starts and was the only pitcher on the staff to not appear in relief. Became first southpaw to lead Astros in ERA since Dave Roberts in 1973 (2.86). Strikeout high was nine at Cincinnati on April 21. Won seven-of-eight decisions between April 21-June 28 and was 10-4 with 2.82 ERA on July 22. Closed the season with three wins in his final four decisions, allowing three earned runs and 14 hits in his final 30.0 innings (0.90 ERA). Set career-best with nine hits, second on club among pitchers, and made first career pinch-hit appearance on June 3 vs. Los Angeles.

**CAREER RECAP: 1988**—Bounced back from off-season arthroscopic surgery on left shoulder to record career-highs in nearly every pitching category. Set bests in ERA (3.00), losses (14), games (31), starts (31), complete games (three), shutouts (two), innings (207.0), hits (164) and walks (72). Fell one win (11) and one strikeout (127) shy of equaling bests. Allowed 7.1 hits per nine innings, the lowest ratio of

career. Held opponents to three-or-less earned runs in 23 of 31 starts. Opened year by tossing second career two-hitter at Atlanta on April 13. Held Pittsburgh hitless for seven innings en route to a three-hit shutout on August 26. Gave up 19 earned runs in final 72.2 inings (2.35 ERA) between August 10-October 2. Was just 3-6 during the 11-game stretch. Astros scored 90 runs in his 31 starts (2.9 per game) lowest run support on staff. Elected Houston's player representative by teammates on April 27, 1987—Won six straight decisions from May 25 to June 27 to set a career high. Tied his career high with 11 strikeouts against Atlanta in his first start of the year on April 22. Bothered by tendinitis in his left shoulder throughout the season. Placed on the DL from July 31 to August 15. He underwent arthroscopic surgery for a partial tear of his rotator cuff on October 9. 1986—Set an Astros rookie record and led all rookie hurlers in the NL with 12 wins, while his .706 winning percentage (12-5) was the fifth best in the league. Wrapped up an impressive first season by finishing seventh in the NL Rookie of the Year voting. Set a modern day major league record to start his first ML shutout and complete game. On September 23 against the Dodgers at the Dome, Deshaies struck out the first eight men he faced to break Joe Cowley's record of seven set earlier in 1986. Went on the 15-day DL on April 21 due to tendinitis in his left shoulder and stood 0-1 with 6.60 after his first four starts. He picked up his first ML win at St. Louis on May 26 with a 10-strikeout effort, giving up three hits and one run in seven innings. Struck out his career-high of 11 (in seven innings) at New York on July 3. 1985—Saw action in a pair of games for Houston after joining the club in September. Didn't give up a run in stints of 1.2 innings against Cincinnati and 1.1 against Los Angeles. Got off to a blazing start at the Yankees Triple A club at Columbus. Was 8-1 with a 2.41 ERA, 66 strikeouts and 22 walks in his first 74.2 innings. 1984—Named the Yankees Minor League Pitcher of the Year in the 1984 after moving from Nashville in Double A to Columbus and then on to the Yankees. Became the 1,000th player to wear the Yankees major league uniform. Tossed a no-hitter before leaving Nashville, and hurled four shutouts and nine complete games at Columbus. First major league start came at Yankee Stadium on August 7 against the White Sox, where he was beaten 6-3 by Lamarr Hoyt. Made one other start before returning to Columbus.

**IN THE MINORS:** Led the New York-Penn League with 137 strikeouts in 1982 and named to the All-Star team. Finished third in the Florida State League with a 2.52 ERA in 1983. Tossed a no-hitter for Nashville vs. the Columbus Astros on May 4, 1984. Promoted to Columbus of the International League where he led the loop with a 2.39 ERA and tied for the league lead with four shutouts.

**MISCELLANEOUS:** Drafted by the Expos in the 13th round of the June, 1978 regular phase after completing his high school career at Massena Central. Signed by the Yankees as their 21st selection of the June 1982 draft after graduating from LeMoyne College in Syracuse. At LeMoyne, Deshaies was 33-9 with a 2.59 ERA in four years. As a freshman in 1979, Deshaies and Cincinnati's Tom Browning led LeMoyne to the Division II College World Series.

**PERSONAL:** Deshaies, wife Lori and daughter Libby (10/21/88) make their home in Richmond, Texas.

## DESHAIES' CAREER TRANSACTIONS

- Selected by Montreal Expos in 13th round of free-agent draft, June 6, 1978.
- Selected by N.Y. Yankees in 21st round of free-agent draft, June 7, 1982.
- On disabled list April 10-26 and August 4-14, 1985.
- Traded with Nider Horta (INF) to Houston Astros for Joe Niekro (P), September 15, 1985 and Dody Rather (P), January 11, 1986 to complete deal.
- On disabled list April 24-May 7, 1986.
- On disabled list July 31-August 15, 1987.

## JAMES JOSEPH DESHAIES

YEAR	CLUB	W-L	ERA	G	GS	CG	SHO	SV	IP	H	R	ER	BB	SO
1982	Oneonta	6-5	3.32	15	14	6	1	0	108.1	93	50	40	40	137*
1983	Ft. Lauderdale	11-3	2.52	20	19	5	2	0	117.2	105	44	33	58	128
1984	Nashville	3-2	2.80	7	7	1	0	0	45.0	33	20	14	29	42
	Columbus	10-5	2.39*	18	18	9	4+	0	135.2	99	45	36	62	117
	New York (AL)	0-1	11.57	2	2	0	0	0	7.0	14	9	9	7	5
1985	Columbus	8-6	4.31	21	21	3	0	0	131.2	124	67	63	59	106
	Houston	0-0	0.00	2	0	0	0	0	3.0	1	0	0	0	2
1986	Houston	12-5	3.25	26	26	1	1	0	144.0	124	58	52	59	128
1987	Houston	11-6	4.62	26	25	1	0	0	152.0	149	81	78	57	104
1988	Houston	11-14	3.00	31	31	3	2	0	207.0	164	77	69	72	127
1989	Houston	15-10	2.91	34	34	6	3	0	225.2	180	80	73	79	153
MINOR LEAGUE TOTALS		38-21	3.11	81	79	24	7	0	538.1	454	226	186	248	530
AL TOTALS		0-1	11.57	2	2	0	0	0	7.0	14	9	9	7	5
NL TOTALS		49-35	3.35	119	116	11	6	0	731.2	618	296	272	267	514
MAJOR LEAGUE TOTALS		49-36	3.42	121	118	11	6	0	738.2	632	305	281	274	519

# MAJOR LEAGUE HITTING RECORD

1989

Lifetime

AVG.	AB	H	HR	RBI
120	75	9	0	2
.081	234	19	0	9

# CHAMPIONSHIP SERIES RECORD

YEAR	CLUB/OPP	W-L	ERA	G	GS	CG	SHO	SV	IP	H	R	ER	BB	SO
1986	Hou. vs. NY													

(Did not play)

## Versus The National League

1989

Career

W-L	ERA	G	IP	H	ER	CLUB	W-L	ERA	G	IP	H	ER
1-1	3.38	2	13.1	10	5	Chicago	1-3	6.17	5	23.1	25	16
0-0	1.69	1	5.1	3	1	Montreal	2-3	3.11	6	37.2	34	13
2-1	1.17	3	23.0	13	3	New York	4-1	3.03	11	74.1	55	25
2-0	3.00	3	21.0	20	7	Philadelphia	3-3	4.50	7	40.0	39	20
1-1	4.26	3	19.0	19	9	Pittsburgh	5-2	2.41	10	71.0	53	19
1-0	2.57	2	14.0	12	4	St. Louis	5-2	3.56	11	68.1	53	27
7-3	2.73	14	95.2	77	29	Totals vs. East	20-14	3.43	50	314.2	259	120
2-2	3.56	5	30.1	27	12	Atlanta	9-4	2.81	18	115.1	95	36
4-1	1.40	6	45.0	26	7	Cincinnati	6-4	2.48	15	87.0	68	24
1-1	3.05	3	20.2	15	7	Los Angeles	7-3	3.24	14	86.0	75	31
0-3	5.00	5	27.0	30	15	San Diego	2-7	5.10	12	65.1	68	37
1-0	3.86	1	7.0	5	3	San Francisco	5-3	3.41	10	63.1	53	24
8-7	3.05	20	130.0	103	44	Totals vs. West	29-21	3.28	69	417.0	359	152

## 1989 Pitching Breakdown

	W-L	ERA	G	IP	H	ER		W-L	ERA	G	IP	H	ER
Season	15-10	2.91	34	225.2	180	73	April	2-2	3.00	5	33.0	28	11
Dome	8-4	3.13	18	118.0	95	41	May	3-1	2.91	6	43.1	35	14
Road	7-6	2.67	16	107.2	85	32	June	3-0	3.58	6	37.2	37	15
Day	5-1	2.27	9	63.1	46	16	July	2-1	2.16	5	33.1	22	8
Night	10-9	3.16	25	162.1	134	57	August	1-3	3.66	5	32.0	29	13
Starter	15-10	2.91	34	225.2	180	73	Sept./Oct.	4-3	2.33	7	46.1	29	12
Reliever	—	—	—	—	—	—	Before ASG	8-4	3.16	19	125.1	109	44
							After ASG	7-6	2.60	15	100.1	71	29

## JIM DESHAIES GAME HIGHS

Longest Winning Streak: 6, May 25-June 27, 1987

Longest Losing Streak: 3, June 5-20, 1988

Innings Pitched (Starter): - 9 (12 times) last time - October 1, 1989 at Cincinnati

(Reliever): 1.2, September 28, 1985 at Cincinnati

Strikeouts: 11, (twice) last time - April 22, 1987 vs. Atlanta

Hits (fewest): 2, (twice) last time - April 13, 1988 at Atlanta

## DESHAIES' CAREER FIELDING

	PO	A	E	PCT.
Pitcher	29	92	8	.938

## DESHAIES' EIGHT STRAIGHT

Jim Deshaies set a modern major league record by striking out the first eight Dodgers he faced on September 23, 1986 at Houston. Here's how he set the record. First Inning: Sax - swinging, Williams - swinging, Cabell - swinging. Second Inning: Guerrero - looking, Trevino - swinging, Hamilton - swinging. Third Inning: Anderson - swinging to tie the record, Gonzales - swinging to set the record. Manager Tommy Lasorda then used Larry See as a pinch hitter for starting pitcher Dennis Powell. See popped out to second to end the streak and the inning.

Houston has improved its record in each of the three decades since the club joined the National League in 1962. The Astros were 555-739 (.429) in the 1960s, 793-817 (.493) in the 1970s, and 819-750 (.522) in the 1980s.



## BILL DORAN

### #19 - Infielder

**BIRTHDATE:** May 28, 1958

**1990 OPENING DAY AGE:** 31

**BIRTHPLACE:** Cincinnati, Ohio

**HOME:** Cincinnati, Ohio

**BATS:** Switch

**THROWS:** Right

**HEIGHT:** 6-0

**WEIGHT:** 175

**M.L. SERVICE:** 7 years, 31 days

**CONTRACT STATUS:** Signed through 1990

**HOW OBTAINED:** Signed as the Astros sixth round selection in the regular phase of the June 1979 draft.

**1989 HIGHLIGHTS:** Hit .266 with eight home runs and 49 RBI before the All-Star break, .131 with no home runs and nine RBI after. Started in 83 of 84 games before the All-Star Game, just 48 of 78 after. Had arthroscopic knee surgery performed during spring training, but started the season with a five-game hitting streak (8x18, .444). Hit in eight straight games from April 29-May 8 (13x33, .394). Put together season-best, nine-game hitting streak (17x37, .459) from May 16-24. Received second career N.L. Player of the Week award May 15-21 when he hit .464 (13x38) with a home run and eight RBI. Hit .314 in May (32x102) with three homers and 18 RBI, the highest monthly RBI output by a Houston batter. Blasted second career grand slam off Atlanta's Charlie Puleo on June 11. Recorded 1,000th major league hit on June 16 at San Diego, a home run off Ed Whitson. Was 6x78 (.077) between July 17 and August 17 as batting average fell from .261 to .228. Had 24-of-25 multi-hit games before July 16 with last multi-hit game on August 19. Also recorded final RBI of season on August 19 vs. Chicago, going final 22 games and 72 at-bats without a run batted in. Ranks in club's all-time top 10 list in games (1,056-10th), at-bats (3,920-eighth), runs (562-seventh), hits (1,040-eighth), doubles (159-10th), triples (33-eighth), stolen bases (173-seventh) and walks (513-fifth).

**CAREER RECAP: 1988**—Suffered through injury-plagued season, playing in a career-low 132 games. Missed action between April 29 - May 3 after straining left shoulder. Also out from May 16 - June 3 with strained left hamstring. Had just four at-bats after September 19 due to back spasms. Underwent arthroscopic surgery on left shoulder after season to repair damage to rotator cuff. Despite injuries, continued to play outstanding defense, leading all National League second basemen with a .988 fielding percentage (eight errors in 639 total chances). Hit .277 and had single-month high 16 RBI in June. Hit .291 in July with 30 hits and 15 RBI. Hit in 10 straight games (3.88, 14x38) between July 4-18. Smacked first career grand slam on August 2 at San Francisco off Randy Bockus. **1987**—Named club's Most Valuable Player by the Houston Chapter of the BBWAA. Tied a club record by playing in all 162 games and reached career highs in four other offensive categories including at bats (625), hits (177), homers (16) and RBI (79). Ranked seventh in the league in hits and game winning RBI (13). His homer and RBI totals set club records for second basemen. Two of his homers were inside-the-park, making him only the third Astro to hit two in the same season (Sonny Jackson hit three in 1966, Cesar Cedeño hit two in 1971). Named National League Player of the Week for the first time in his career August 17-23. Hit .538 for the week (14x26) with a pair of homers, nine RBI and six runs scored. In the field, led all second basemen in the league with a .992 fielding average. He cut down his errors from 16 in 1986 to just six in 1987 (another club mark for his position) despite handling 130 more chances. **1986**—Finished 11th in the league's MVP voting (picking up one second place vote) after a season that saw him finish fifth in the league in steals (42) and walks (81), seventh in runs (92) and 10th in on-base percentage (.368). Finished second behind the Dodgers Steve Sax at second base in the AP post-season major league all-star team balloting. His 42 steals were a career high and made him the first Astro to steal more than 40 bases since Cesar Cedeño swiped 48 in 1980. In the NLCS Doran hit safely in four of the six games against the Mets, including a pair of two-hit games (Games Three and Six). He led the squad in post-season action with 27 at bats, and tied for the lead in homers (1) and RBI (3). **1985**—Named the Astros' MVP after putting together his best season. Finished 15th in the National League batting race with his .287 average. Established a career high with 31 doubles. Ranked third among National League second basemen by the Elias Sports Bureau, which ranks players in seven statistical categories and averages their ranks in each. Had five hits in a game vs. New York on July 11 (the same night Nolan Ryan passed the 4,000 strikeout mark). Drove in a career-high five runs against the Cubs on August 27. **1984**—Hitting just .156 as late as May 11, changed to a more choke-up grip and hit .286 the rest of the year. Finished third in the National League with a career-high 11 triples. Put together the

longest hitting streak of his career (15 games). **1983**—Struggled at the start of his first full year in the majors, hitting just .179 in April, but hit .286 for the rest of the season and wound up fifth in the NL Rookie of the Year voting. **1982**—Joined Houston for the final month of the season after hitting .302 and stealing 48 bases in his only season in Triple A.

**IN THE MINORS:** Led Southern League second basemen in double plays with 102 and was named to the SL All-Star team. Led the Pacific Coast League in games with 142 and was third with 48 stolen bases. Named to PCL All-Star team in 1982.

**MISCELLANEOUS:** Graduated from Mt. Healthy High in Cincinnati in 1976. A three-sport star in high school, Doran concentrated on baseball at Miami (Ohio) University where he won All-America and All-Mid American Conference honors while hitting .407 as a junior before signing with the Astros in 1979. While at Miami, Doran was a teammate of the Braves' Charlie Leibrandt.

**PERSONAL:** Doran, wife Lori, and children Dana (1/2/79), Amy (1/28/82) and Ryan (8/14/86) make their off-season home in Cincinnati, Ohio.

## DORAN'S CAREER TRANSACTIONS

—Selected by Houston Astros in the sixth round of the free-agent draft, June 5, 1979.

### WILLIAM DONALD DORAN

YEAR	CLUB	AVG.	G	AB	R	H	2B	3B	HR	RBI	BB	SO	SB
1979	Sarasota	.256	44	164	21	42	6	0	1	16	19	16	3
1980	Daytona Beach	.244	102	369	62	90	11	3	2	45	50	53	20
1981	Columbus	.281	124	427	83	120	17	7	5	56	74	48	18
1982	Tucson	.302	142*	559	100	169	32	7	1	65	87	63	48
	Houston	.278	26	97	11	27	3	0	0	6	4	11	5
1983	Houston	.271	154	535	70	145	12	7	8	39	86	67	12
1984	Houston	.261	147	548	92	143	18	11	4	41	66	69	21
1985	Houston	.287	148	578	84	166	31	6	14	59	71	69	23
1986	Houston	.276	145	550	92	152	29	3	6	37	80	57	42
1987	Houston	.283	162*	625	82	177	23	3	16	79	82	64	31
1988	Houston	.248	132	480	66	119	18	1	7	53	65	60	17
1989	Houston	.219	142	507	65	111	25	2	8	58	59	63	22
MINOR LEAGUE TOTALS		.277	412	1519	266	421	66	17	9	182	230	180	89
MAJOR LEAGUE TOTALS		.265	1056	3920	562	1040	159	33	63	372	513	460	173

Pinch Hitting as an Astro: (1989 totals) .167, 18-3-0-3 (.000, 8-0-0-0)

### CHAMPIONSHIP SERIES RECORD

YEAR	CLUB/DPP	AVG.	G	AB	R	H	2B	3B	HR	RBI	BB	SO	SB
1986	Hou. vs. NY	.222	6	27	3	6	0	0	1	3	2	2	2

### Versus The National League

1989						Career					
AVG.	AB	H	HR	RBI	CLUB	AVG.	AB	H	HR	RBI	
.244	41	10	0	5	Chicago	.308	263	81	7	42	
.205	44	9	3	4	Montreal	.251	295	74	5	18	
.250	36	9	0	5	New York	.269	324	87	4	30	
.227	44	10	0	6	Philadelphia	.268	284	76	2	27	
.217	46	10	0	4	Pittsburgh	.241	253	61	6	20	
.263	38	10	1	5	St. Louis	.258	271	70	3	20	
.233	249	58	4	29	Totals vs. East	.266	1690	449	27	157	
.362	58	21	2	13	Atlanta	.315	438	138	7	58	
.159	44	7	1	4	Cincinnati	.251	482	121	9	37	
.123	57	7	0	2	Los Angeles	.244	463	113	4	31	
.228	57	13	1	7	San Diego	.250	404	101	9	41	
.119	42	5	0	3	San Francisco	.266	443	118	7	48	
.205	258	53	4	29	Totals vs. West	.265	2230	591	36	215	

### 1989 Batting Breakdown

	AVG.	AB	H	HR	RBI		AVG.	AB	H	HR	RBI
Season	.219	507	111	8	58	April	.250	92	23	1	11
Dome	.252	250	63	3	36	May	.314	102	32	3	18
Road	.187	257	48	5	22	June	.250	108	27	4	17
Day	.194	144	28	1	14	July	.148	81	12	0	9
Night	.229	363	83	7	44	August	.122	82	10	0	3
vs. RHP	.215	367	79	4	41	Sept./Oct.	.167	42	7	0	0
vs. LHP	.229	140	32	4	17	Before ASG	.266	331	88	8	49
						After ASG	.131	176	23	0	9



**BILL DORAN GAME HIGHS**

Most Hits: 5 (twice) - last time, July 11, 1985 vs. New York  
 Most RBI: 5 (3 times) last time, June 11, 1989 vs. Atlanta  
 Most Runs: 4, April 13, 1986 vs. Atlanta  
 Most Home Runs: 2 (twice) - last time, June 28, 1987 at San Francisco  
 Longest Hitting Streak: 15, July 30-August 15, 1984

**DORAN'S "MULTIPLE" GAMES**

	HITS	RBI	HR	SB
2 in a Game	218	47	2	11
3 in a Game	54	14	—	1
4 in a Game	4	5	—	—
5 in a Game	2	3	—	—

**DORAN'S CAREER FIELDING**

	PO	A	E	PCT.
Second Base	2070	2874	88	.983
Shortstop	13	22	3	.921

**BRIAN FISHER****#55 - Righthanded Pitcher****BIRTHDATE:** March 18, 1962**1990 OPENING DAY AGE:** 28**BIRTHPLACE:** Honolulu, Hawaii**HOME:** Aurora, Colorado**BATS:** Right**THROWS:** Right**HEIGHT:** 6-4**WEIGHT:** 210**M.L. SERVICE:** 4 years, 158 days**CONTRACT STATUS:** Signed through 1990**HOW OBTAINED:** Signed as a free agent on February 1, 1990.

**1989 HIGHLIGHTS:** Began season on disabled list after having off-season arthroscopic surgery on his left knee and right shoulder. Reinstated from disabled list on April 16 and went 0-3 with one save and a 7.94 ERA before making last appearance of season on June 11 vs. New York Mets. Sent to Buffalo (Triple A) on an injury rehabilitation assignment on June 15 to correct a strength deficiency in his right shoulder. Went 3-0 with a 5.14 ERA in five starts during two different stints with Buffalo. Was placed on the 21-day disabled list on July 25 and underwent arthroscopic surgery on his right knee to repair torn medial meniscus. Was reinstated from disabled list on September 20 but did not appear in any additional games.

**CAREER RECAP: 1988**—Began season in Bucs starting rotation and won first three starts, first Pirates pitcher since Dock Ellis (1973) to start season 3-0 after three starts. Worked 16.2 consecutive scoreless innings from April 13-19, including fourth career shutout on April 19 vs. St. Louis. Was 3-0 with 1.84 ERA after five starts on April 30 when placed on DL with strained right shoulder. Went 1-6 in next nine starts after being activated from list on May 15. Assigned to bullpen on August 14 and was 2-0 with 0.78 ERA in 11 appearances and one save in relief. **1987**—Tied for third in National League in shutouts with three and tied for seventh in complete games with six. Won final four decisions of year to finish with career-best 11 victories. Made first career start on May 8 at San Francisco after 126 straight relief appearances. Was 4-0 with 1.45 ERA, including a pair of shutouts vs. Chicago. One of two National League pitchers (with Bob Forsch) to hit two home runs, and was second in NL in RBI with nine (behind Rick Reuschel's 10). **1986**—Contract acquired by Pittsburgh from New York Yankees on November 26, along with pitchers Doug Drabek and Logan Easley, in exchange for pitchers Pat Clements, Rick Rhoden and Cecilio Guante. Tied for 10th in American League in appearances with 62. **1985**—Purchased from Columbus on May 1 and made major league debut on May 7 at Minnesota. First major league win came on May 14 vs. Minnesota. Recorded first major league save on May 18 at California. Led American League rookies in saves with 14.

**IN THE MINORS:** Led International League in starts in 1984 with 29. Tied Carolina League record by striking out 20 and issuing no walks in win over Salem on April 30, 1982.

**PERSONAL/MISCELLANEOUS:** Was a high school All-American in baseball at Hinkley High School in Aurora, Colorado and all-league in football. Offered football scholarship at Colorado State University but signed with Atlanta Braves after being selected in second round of June, 1980 draft. Resides in Aurora, Colorado with wife Kelli.

## FISHER'S CAREER TRANSACTIONS

- Selected by Atlanta Braves in second round of June, 1980 draft.
- Acquired by New York Yankees for Rick Cerone (C) on December 5, 1984.
- Acquired by Pittsburgh with Doug Drabek (P) and Logan Easley (P) for Rick Rhoden (P), Pat Clements (P) and Cecilio Guante (P) on November 16, 1986.
- On disabled list, April 30-May 15, 1988.
- On disabled list, March 30-April 16, 1989.
- On disabled list, June 16-July 13, 1989.
- On disabled list, July 25-September 20, 1989.
- Signed as a free agent on February 1, 1990.

## BRIAN KEVIN FISHER

YEAR	CLUB	W-L	ERA	G	GS	CG	SHO	SV	IP	H	R	ER	BB	SO
1980	Bradenton	5-3	3.84	12	12	0	0	0	61.0	55	34	26	53*	48
1981	Anderson	6-8	4.26	25	23	6	1	0	152.0	139	96	72	94	152
1982	Durham	6-6	2.77	18	18	3	0	0	104.0	72	43	32	43	129
1983	Savannah	8-11	5.22	27	27	3	1	0	150.0	172	101	87	56	103
1984	Richmond	9-11	4.28	29	29*	4	1	0	183.0	188	101*	87*	100*	122
1985	Columbus	0-0	2.38	7	0	0	0	0	11.1	8	4	3	7	12
	New York (AL)	4-4	2.38	55	0	0	0	14	98.1	77	32	26	29	85
1986	New York (AL)	9-5	4.93	62	0	0	0	6	96.2	105	61	53	37	67
	Columbus	0-0	4.15	6	0	0	0	2	8.2	8	4	4	3	4
1987	Pittsburgh	11-9	4.52	37	26	6	3	0	185.1	185	99	93	72	117
1988	Pittsburgh	8-10	4.61	33	22	1	1	1	146.1	157	78	75	57	66
1989	Pittsburgh	0-3	7.94	9	3	0	0	1	17.0	25	17	15	10	8
	Buffalo	3-0	5.14	5	5	0	0	0	28.0	30	17	16	7	15
MINOR LEAGUE TOTALS		37-39	4.22	129	114	16	3	2	698.0	672	400	327	363	585
AL TOTALS		13-9	3.65	117	0	0	0	20	195.0	182	93	79	66	152
NL TOTALS		19-22	4.72	79	51	7	4	2	348.2	367	194	183	139	191
MAJOR LEAGUE TOTALS		32-31	4.34	196	51	7	4	22	543.2	549	287	262	205	343

## MAJOR LEAGUE HITTING TOTALS

Lifetime

AVG.

.124

AB

105

H

13

HR

2

RBI

10

Last Home Run 6/24/87 vs. Montreal (Jeff Fischer)

## Versus The National League

1989						Career						
W-L	ERA	G	IP	H	ER	CLUB	W-L	ERA	G	IP	H	ER
—	—	—	—	—	—	Chicago	4-1	2.53	9	46.1	44	13
—	—	—	—	—	—	Montreal	3-3	5.18	7	41.2	49	24
0-1	36.00	1	1.0	5	4	New York	0-4	7.83	8	23.0	31	20
0-1	13.48	2	2.2	4	4	Philadelphia	2-2	3.86	11	44.1	36	19
—	—	—	—	—	—	Pittsburgh	—	—	—	—	—	—
0-1	27.00	1	1.0	4	3	St. Louis	3-3	4.44	11	46.2	44	23
0-3	21.20	4	4.2	13	11	Totals vs. East	12-13	4.41	46	202.0	204	99
—	—	—	—	—	—	Atlanta	1-3	7.76	5	26.2	38	23
0-0	0.00	1	1.0	1	0	Cincinnati	1-2	6.82	8	33.0	40	25
0-0	2.00	2	9.0	8	2	Houston	0-0	1.02	5	17.2	15	2
0-0	6.77	1	1.1	2	1	Los Angeles	0-2	6.75	4	16.0	20	12
0-0	9.00	1	1.0	1	1	San Diego	3-1	3.93	8	36.2	39	16
—	—	—	—	—	—	San Francisco	2-1	3.24	3	16.2	11	6
0-0	2.92	5	12.1	12	4	Totals vs. West	7-9	5.15	33	146.2	163	84

## 1989 Pitching Breakdown

	W-L	ERA	G	IP	H	ER	W-L	ERA	G	IP	H	ER	
Season	0-3	7.94	9	17.0	25	15	April	0-1	12.00	3	3.0	6	4
Home	0-1	6.00	5	9.0	13	6	May	0-0	2.38	4	11.1	11	3
Road	0-2	10.12	4	8.0	12	9	June	0-2	26.97	2	2.2	8	8
Day	0-1	7.50	3	6.0	9	5	July	—	—	—	—	—	—
Night	0-2	8.18	6	11.0	16	10	August	—	—	—	—	—	—
Starter	0-2	10.56	3	7.2	13	9	Sept./Oct.	—	—	—	—	—	—
Reliever	0-1	5.79	6	9.1	12	6	Before ASG	0-3	7.94	9	17.0	25	15
							After ASG	—	—	—	—	—	—

### BRIAN FISHER GAME HIGHS

Longest Winning Streak: 5, August 1 (game 2) - September 11 (game 2), 1986  
Longest Losing Streak: 6, May 27-June 18, 1988  
Most Strikeouts, Starter: 10, September 13, 1987 at Philadelphia  
Most Strikeouts, Reliever: 6 (three times) - last time, August 21, 1985 at California  
Lowest Hits, CG, Starter: 2, September 23, 1987 at St. Louis  
Most Innings Pitched, Starter: 9 (six times) - last time, April 19, 1988 vs. St. Louis  
Most Innings Pitched, Reliever: 5.1 (twice) - last time, July 14, 1988 vs. San Francisco

## FISHER'S CAREER FIELDING

	PO	A	E	PCT.
Pitcher	28	58	6	.935



## BILL GULLICKSON

### #36 - Righthanded Pitcher

**BIRTHDATE:** February 20, 1959

**1990 OPENING DAY AGE:** 31

**BIRTHPLACE:** Marshall, Minn.

**HOME:** Brentwood, Tenn.

**BATS:** Right

**THROWS:** Right

**HEIGHT:** 6-3

**WEIGHT:** 220

**M.L. SERVICE:** 7 years, 144 days

**CONTRACT STATUS:** Signed through 1990

**HOW OBTAINED:** Signed as a free agent on December 6, 1989.

**1989 HIGHLIGHTS:** Start of his season was delayed due to arthroscopic surgery on his knee. Made 15 consecutive starts (111.0 innings), including six complete games, after his return before his season came to a close due to a strained groin muscle. Had 97 strikeouts and only 35 walks. Did not play in the 1989 Japan Series, the Japanese equivalent of the World Series. His Tokyo Yomiuri Giants teammates went on to win the title. The Giants rallied from a 3-0 deficit in the best-of-seven series to defeat the Kintetsu Buffaloes of Osaka, 4-3.

**CAREER RECAP: 1988**—Signed by Yomiuri on January 13. Named the Central League's Most Valuable Player in April, his first month in Japanese baseball, after going 4-0 with a 2.31 ERA in four starts. He was presented the award on May 21 at the Tokyo Dome with then-Commissioner Peter Ueberroth on hand during a visit to Japan. He became the first non-Japanese pitcher in the Central League ever to win the monthly MVP honor. Went 14-9 with a 3.10 ERA in 26 games, which included 14 complete games and three shutouts. **1987**—Opened the season with the Cincinnati Reds. Was 10-11 in 27 games with a 4.85 ERA. It marked the sixth straight N.L. season he won 10-or-more games. Contract was traded to the New York Yankees on August 26 for pitcher Dennis Rasmussen. Appeared in eight games for the Yankees. Was 4-2 with a 4.88 ERA. Granted free agency on November 9. **1986**—Won 15 games for the Reds, the second-highest total of his career. Among N.L. pitchers, ranked fourth in starts (37), fifth in shutouts (2), seventh in innings (a career-best 244.2) and eighth in wins. Had a stretch from early July to early September when he went 8-2 with a 1.47 ERA in 14 starts. Both losses in that stretch were by 2-1 margins. Allowed one earned run-or-less in nine consecutive starts. N.L. Pitcher of the Month for August (5-2, 0.79 ERA). **1985**—Led the Expos in complete games (4) and was second in wins (14), shutouts (1), starts (29) and innings (181.1), despite missing five starts with an injured right groin. Averaged 7.2 innings and had a 0.85 ERA in his 14 wins. Montreal scored a total of 16 runs in the 12 games he lost. **1984**—Struck out 100-or-more batters for his fifth straight season. **1983**—Second in the league with a career-best 17 wins. Was 10-2 with a 2.95 ERA in his last 15 starts. **1982**—Lost a career-high 14 games. **1981**—Pitched 106.2 consecutive innings without allowing a home run. Had the 10th-best ERA in the league (2.81), despite having a losing record. **1980**—Named N.L. Rookie Pitcher of the Year by *The Sporting News*. Finished second in BBWAA Rookie of the Year balloting. First major league win came at the Astrodome on July 19. Set a major league rookie record for strikeouts in a game with 18 against the Cubs on September 10 at Montreal, one short of the overall major league record at the time. **1979**—Made his major league debut on September 26 at Pittsburgh.



# Versus The National League

1989						Career						
W-L	ERA	G	IP	H	ER	CLUB	W-L	ERA	G	IP	H	ER
—	—	—	—	—	—	Chicago	13-7	3.56	25	166.2	170	66
—	—	—	—	—	—	Montreal	3-1	3.43	6	42.0	38	16
—	—	—	—	—	—	New York	10-8	4.33	24	143.1	147	69
—	—	—	—	—	—	Philadelphia	11-7	4.28	26	174.1	173	83
—	—	—	—	—	—	Pittsburgh	9-6	2.77	22	156.0	147	48
—	—	—	—	—	—	St. Louis	10-10	3.38	26	173.1	184	65
—	—	—	—	—	—	Totals vs. East	56-39	3.65	129	855.2	859	347
—	—	—	—	—	—	Atlanta	7-11	4.37	24	142.0	150	69
—	—	—	—	—	—	Cincinnati	8-5	3.00	15	96.0	83	32
—	—	—	—	—	—	Houston	6-8	2.71	17	119.2	104	36
—	—	—	—	—	—	Los Angeles	5-9	3.70	20	131.1	125	54
—	—	—	—	—	—	San Diego	8-3	2.27	16	123.0	109	31
—	—	—	—	—	—	San Francisco	7-9	4.56	19	128.1	136	65
—	—	—	—	—	—	Totals vs. West	41-45	3.49	111	740.1	707	287

## BILL GULLICKSON GAME HIGHS

Longest Winning Streak: 6, August 26 - September 25, 1983  
 Innings Pitched (Starter): - 10 (3 times), last time - August 25, 1984 vs. San Diego  
 Strikeouts: 18, September 10, 1980 vs. Chicago  
 Hits (fewest): 3, (5 times) last time - August 29, 1986 at St. Louis  
 Last Complete Game Shutout: August 29, 1986 at St. Louis

## GULLICKSON'S CAREER FIELDING

	PO	A	E	PCT.
Pitcher	113	178	14	.954



## XAVIER HERNANDEZ

### #31 - Righthanded Pitcher

**BIRTHDATE:** August 16, 1965

**1990 OPENING DAY AGE:** 24

**BIRTHPLACE:** Port Arthur, Tex.

**HOME:** Port Arthur, Tex.

**BATS:** Left

**THROWS:** Right

**HEIGHT:** 6-2

**WEIGHT:** 185

**M.L. SERVICE:** 48 days

**CONTRACT STATUS:** Signed through 1990

**HOW OBTAINED:** Selected in the first round of the December 1989 Rule 5 draft.

**1989 HIGHLIGHTS:** Appeared in seven games, all in relief, for the Toronto Blue Jays after his contract was recalled from Syracuse on June 2. Made his major league debut at Boston on June 4, working 6.2 innings, but earning no decision in a 13-11 Toronto win. Allowed two earned runs in each of his first three appearances. Pitched four scoreless innings in consecutive appearances against the World Champion Oakland A's on June 22-23, collecting his first major league win in the game on the 22nd. Scattered three hits over 2.1 innings in the 4-2 Blue Jays' win at Oakland. Contract was sent outright to Syracuse on July 19 where he finished the season. Was 5-6 with a 3.53 ERA for the Triple A club. His 15 starts included two complete games and one shutout. Started the season at Double A Knoxville. Was 1-1 with a 4.13 ERA in four starts.

**IN THE MINORS:** Played his first season as a pro at St. Catharines in the New York-Penn League in 1986. Had a 5-5 record in 13 games for the NYP champs. Returned to St. Catharines for 1987. On the disabled list from June 17-27 with right shoulder problems. Opened 1988 at Myrtle Beach in the South Atlantic League. Was 4-1 with a 1.38 ERA in six April games. Went 5-2 with a 2.18 ERA in seven June starts. Promoted to Double A Knoxville on July 17. Was 2-4 in 11 starts, but had a 2.90 ERA and walked only 15 in 68.1 innings.

**MISCELLANEOUS:** A 1983 graduate of Thomas Jefferson (Tex.) High. Earned Texas High School Player of the Year honors and was part of a Class 5A state championship team. Attended the University of Southwestern Louisiana. Beat a

number one-ranked University of Texas team while pitching for USL. Toronto's fourth round selection in the June 1986 draft.

**PERSONAL:** Hernandez and wife Deborah make their off-season home in Port Arthur, Texas.

#### FRANCIS XAVIER HERNANDEZ

YEAR	CLUB	W-L	ERA	G	GS	CG	SHO	SV	IP	H	R	ER	BB	SO
1986	St. Catharines	5-5	2.67	13	10	1	1	0	70.2	55	27	21	16	69
1987	St. Catharines	3-3	5.07	13	11	0	0	0	55.0	57	39	31	16	49
1988	Myrtle Beach	13-6	2.55	23	22	2	2	0	148.0	116	52	42	28	111
	Knoxville	2-4	2.90	11	11	2	0	0	68.1	73	32	22	15	33
1989	Knoxville	1-1	4.13	4	4	1	0	0	24.0	25	11	11	11	17
	Syracuse	5-6	3.53	15	15	2	1	0	99.0	95	42	39	22	47
	Toronto	1-0	4.76	7	0	0	0	0	22.2	25	15	12	8	7
MINOR LEAGUE TOTALS		29-25	3.21	79	73	8	4	0	465.0	421	203	166	108	326
MAJOR LEAGUE TOTALS		1-0	4.76	7	0	0	0	0	22.2	25	15	12	8	7

#### XAVIER HERNANDEZ GAME HIGHS

Innings Pitched: 6.2, June 4, 1989 at Boston  
 Strikeouts: 2, (twice) last time - June 10, 1989 vs. Detroit  
 Walks: 3, June 4, 1989 at Boston

#### HERNANDEZ' CAREER FIELDING

	PO	A	E	PCT.
Pitcher	1	2	1	.750

#### HERNANDEZ' CAREER TRANSACTIONS

- Selected by Toronto Blue Jays' organization in fourth round of free agent draft, June 1, 1986.
- Selected by Houston in the Rule 5 draft, December 4, 1989.



#### BERT HUNTER

##### #62 - Outfielder

**BIRTHDATE:** August 23, 1967

**1990 OPENING DAY AGE:** 22

**BIRTHPLACE:** Pacoima, Calif.

**HOME:** Riverside, Calif.

**BATS:** Switch

**THROWS:** Right

**HEIGHT:** 6-4

**WEIGHT:** 200

**M.L. SERVICE:** None

**CONTRACT STATUS:** Signed through 1990

**HOW OBTAINED:** Selected by the Astros in the second round of the June 1985 draft.

**1989 HIGHLIGHTS:** Opened the season at Double A Columbus. Started slowly at the plate adjusting to his first year as a switch-hitter. Played in 50 games for the Mudcats including 34 at first base due to an injury to Mike Simms, and was hitting .182 when his contract was sent to Class A Osceola. Hit .258 with 10 RBI for Osceola in June, his best single-month totals in both categories. Had 28 hits in each of the final two months, which included six triples in July. Was successful on 21-of-24 stolen base attempts in July and August. Played in 18 games in the Florida Instructional League. He hit .254 with a homer and five RBI, while playing exclusively in center field.

**IN THE MINORS:** Had 122 hits at Osceola in 1988, which ranked second on the club. Led the league with 148 strikeouts. Hit .296 at the Florida Instructional League. Put together his most productive season in 1987 at Asheville. Had career-highs in average (.262), runs (105), hits (124), home runs (10), RBI (71) and steals (56). Hit .273 at the Arizona Instructional League and tied for fourth in the league with 10 steals in 26 games. Split 1986 between Auburn and Asheville. His 25 steals at Auburn ranked second on the club. Played first pro season at Sarasota in 1985.



**MISCELLANEOUS:** Played at Norte Vista (Calif.) High in Riverside. Selected in the second round of the June 1985 draft. Signed by Reggie Waller.

**PERSONAL:** Makes his off-season home in Riverside, California.

## HUNTER'S CAREER TRANSACTIONS

—Selected by the Astros in the second round of the June, 1985 draft.

### BERTRAM O'NEAL HUNTER

YEAR	CLUB	AVG.	G	AB	R	H	2B	3B	HR	RBI	BB	SO	SB
1985	Sarasota	.210	56	210	17	44	4	0	1	17	15	51	12
1986	Asheville	.208	54	144	24	30	5	3	1	18	22	50	4
	Auburn	.236	70	250	39	59	11	1	5	27	32	87	25
1987	Asheville	.262	130	473	105	124	26	7	10	71	51	103	56
1988	Osceola	.233	133	524	86	122	24	4	3	50	39	148*	54
1989	Columbus	.182	50	154	16	28	1	1	0	13	30	42	10
	Osceola	.242	85	343	52	83	10	7	2	25	31	98	29
MINOR LEAGUE TOTALS		.234	578	2098	339	490	81	23	22	221	220	579	190



## CHARLEY KERFELD

### #37 - Righthanded Pitcher

**BIRTHDATE:** September 28, 1963

**1990 OPENING DAY AGE:** 27

**BIRTHPLACE:** Knob Noster, Missouri

**HOME:** La Porte, Texas

**BATS:** Right

**THROWS:** Right

**HEIGHT:** 6-7

**WEIGHT:** 245

**M.L. SERVICE:** 2 years, 1 day

**CONTRACT STATUS:** Signed through 1990

**HOW OBTAINED:** Signed as the first pick in the secondary phase of the June 1982 draft.

**1989 HIGHLIGHTS:** Second on the Tucson staff in appearances (53) and saves (4), third in strikeouts (77). His 11 losses were the second-highest total for a Toros' pitcher. Was 1-2 with a 3.48 ERA in April, the only month of the season his ERA was under 4.00. Was a 0-4 with two saves and a 6.50 ERA in 34 outings from May through July. Had 27 strikeouts in 20.2 innings in July. Was 2-5 with two saves and a 4.15 ERA in August, striking out 18 in 17.1 innings. Worked in five games for Class A Osceola in May and June to work on pitching mechanics. Was 0-0 with a 1.17 ERA. Pitched in three games at the Florida Instructional League.

**CAREER RECAP:1988**—Opened the season on the disabled list with strained muscles in his neck and right shoulder. Pitched for the Astros in an exhibition game against Texas A&M and was then optioned to Columbus on April 21. Made 13 appearances (12 starts) for Columbus before surgery on his shoulder and ankle ended his year. Underwent surgery for a partial tear of his right rotator cuff and also to correct a problem with his ankle on June 28. Returned to pitch in Instructional League and was 1-0 with a 2.76 ERA in 13 games. **1987**—Opened the season with Houston but was sent to Tucson on April 26 after posting an 0-2 record and 9.24 ERA in 11 games. Placed on the DL with a sore right elbow from July 31 to September 21. **1986**—Kerfeld tied an Astros record for rookie righthanders by winning 11 games and also saved seven others to finish fourth in the Rookie of the Year voting. Opened the year by not allowing an earned run in his first six appearances (15 innings) while picking up a pair of wins and saves, striking out 14 and walking five. Picked up his first career save on April 15 at San Francisco, when he struck out his season high of six in four innings. Placed on the 15-day DL after suffering a sprain of the medial collateral ligament in his right elbow on June 7. Returned to the lineup on July 2 and didn't give up a run in his first six innings. Twice won four straight decisions (May 25-July 21 and from August 25 to September 19). In the NLCS Kerfeld appeared in a team-high three games against the Mets and took the loss in Game Five, when he gave up a run in the bottom of the 11th. **1985**—Tossed a pair of seven-inning shutouts at Tucson before making his first trip to Houston. Started the second game of a doubleheader with the Mets on the day he was called up (July 27), exiting after giving up six runs and five hits in 3.1 innings. Picked up his first major league win eight days later in relief as the Astros rallied to

beat the Padres 4-3. Combined with Dave Smith to shut out Atlanta on four hits on October 1, striking out his major league-high of eight.

**IN THE MINORS:** Led the South Atlantic League with 16 wins, 192 innings, 12 complete games and was second with 189 strikeouts while earning a spot on the All-Star team in 1983. Tied for fourth in the Southern League with 14 wins and fifth with a 2.99 ERA in 1984.

**MISCELLANEOUS:** Drafted in the 24th round of the June 1981 draft by the Phillies after graduating from high school. Attended Yavapai JC and was drafted in the first round of the secondary phase of the January 1982 draft by the Mariners before signing with the Astros.

**PERSONAL:** Kerfeld and wife Lena make their home in LaPorte, Texas.

### KERFELD'S CAREER TRANSACTIONS

- Selected by Philadelphia Phillies in 24th round of free-agent draft, June 8, 1981.
- Selected by Seattle Mariners in secondary phase of free-agent draft, January 12, 1982.
- Selected by Houston Astros in secondary phase of free-agent draft, June 7, 1982.
- On disabled list, June 4-28, 1984
- On disabled list, June 14 to July 12, 1986.
- On disabled list, July 31 to September 21, 1987
- On disabled list, June 28 to end of 1988 season.

### CHARLES PATRICK KERFELD

YEAR	CLUB	W-L	ERA	G	GS	CG	SHO	SV	IP	H	R	ER	BB	SO
1983	Asheville	16-10	2.91	28	28	12	2	0	192.0	171	84	62	85	189
1984	Columbus	14-9	2.99	24	23	5	0	0	162.2	140	80	54	79	118
	Tucson	0-1	9.82	1	1	0	0	0	3.2	6	4	4	1	3
1985	Tucson	10-11	4.41	26	25	5	2	0	163.2	176	95	80	74	123
	Houston	4-2	4.06	11	6	0	0	0	44.1	44	22	20	25	30
1986	Houston	11-2	2.59	61	0	0	0	7	93.2	71	32	27	42	77
1987	Tucson	4-4	4.74	32	3	0	0	4	62.2	61	36	33	27	59
	Houston	0-2	6.67	21	0	0	0	0	29.2	34	22	22	21	17
1988	Columbus	2-7	4.50	13	12	1	0	0	64.0	63	36	32	21	63
1989	Osceola	0-0	1.17	5	0	0	0	0	7.2	4	2	1	3	8
	Tucson	3-11	5.52	53	0	0	0	4	73.1	89	56	45	55	77
MINOR LEAGUE TOTALS		49-53	3.84	182	92	23	4	8	729.2	710	393	311	345	640
MAJOR LEAGUE TOTALS		15-6	3.70	93	6	0	0	7	167.2	149	76	69	88	124

### MAJOR LEAGUE HITTING RECORD

1988	AVG.	AB	H	HR	RBI
Lifetime	.000	0	0	0	0
	.083	26	1	0	1

### CHAMPIONSHIP SERIES RECORD

YEAR	CLUB/OPP	W-L	ERA	G	GS	CG	SHO	SV	IP	H	R	ER	BB	SO
1986	Hou. vs. NY	0-1	2.25	3	0	0	0	0	4.0	2	1	1	1	4

### Versus The National League

1989							Career							
W-L	ERA	G	IP	H	ER	CLUB	W-L	ERA	G	IP	H	ER		
—	—	—	—	—	—	Chicago	2-0	2.41	10	18.2	15	5		
—	—	—	—	—	—	Montreal	1-0	1.23	8	14.2	12	2		
—	—	—	—	—	—	New York	1-1	8.36	9	14.0	13	13		
—	—	—	—	—	—	Philadelphia	0-0	1.54	8	11.2	7	2		
—	—	—	—	—	—	Pittsburgh	1-2	5.63	5	8.0	12	5		
—	—	—	—	—	—	St. Louis	2-0	1.59	6	5.2	1	1		
—	—	—	—	—	—	Totals vs. East	7-3	3.47	46	72.2	60	28		
—	—	—	—	—	—	Atlanta	3-0	2.97	15	30.1	23	10		
—	—	—	—	—	—	Cincinnati	0-1	7.32	11	19.2	25	16		
—	—	—	—	—	—	Los Angeles	0-2	6.35	8	11.1	14	8		
—	—	—	—	—	—	San Diego	4-0	1.69	7	16.0	12	3		
—	—	—	—	—	—	San Francisco	1-0	2.04	6	17.2	15	4		
—	—	—	—	—	—	Totals vs. West	8-3	3.88	47	95.0	89	41		

### CHARLEY KERFELD GAME HIGHS

Longest Winning Streak: 4 (twice) - last time, August 25-September 19, 1986  
Longest Losing Streak: 2, April 14-24, 1987  
Strikeouts (Starter): 8, October 1, 1985 vs. Atlanta  
Strikeouts (Reliever): 6, April 15, 1986 at San Francisco  
Walks: 7, July 27, 1985 (2nd game) vs. New York  
Innings Pitched: Starter - 8.1, October 1, 1985 vs. New York  
Reliever - 6.0, October 6, 1985 at San Diego

### KERFELD'S CAREER FIELDING

	PO	A	E	PCT.
Pitcher	17	14	2	.939



## STEVE LOMBARDOZZI

### #4 - Infielder

**BIRTHDATE:** April 26, 1960

**1990 OPENING DAY AGE:** 29

**BIRTHPLACE:** Malden, Mass.

**HOME:** Shorewood, Minn.

**BATS:** Right

**THROWS:** Right

**HEIGHT:** 6-C

**WEIGHT:** 183

**M.L. SERVICE:** 3 years, 83 days

**CONTRACT STATUS:** Signed through 1990

**HOW OBTAINED:** Acquired from Minnesota on March 21, 1989, for player to be named (Gordy Farmer and Ramon Cedenio on September 15, 1989).

**1989 HIGHLIGHTS:** Opened the season in Houston. Was 0x1 on Opening Night, April 4, then had contract optioned to Tucson on April 5. Hit .257 in 114 games with the Toros. Drove in a season-high six runs vs. Phoenix on May 12. Contract recalled from Tucson on September 1. Appeared in 20 games, including 10 starts. First National League hit was a home run vs. San Francisco's Don Robinson on September 8. Hit in three straight starts vs. Giants, September 8-10, with two doubles and a home run.

**CAREER RECAP: 1988**—Appeared in 103 games for Twins, 90 at second base, 12 at shortstop and five at third base (playing more than one position in two games). Became the 35th player in baseball history to participate in two triple plays in one season. Was middleman on triple plays turned on opening day in New York on April 5, and vs. Cleveland on August 8. Became fourth Twin to hit two inside-the-park home runs in same season. First inside-the-park homer of career came on July 8 against Milwaukee's Bill Wegman and second was on September 28 off Oakland's Todd Burns. Picked up first career four-hit game in majors, August 3 in Toronto. Suffered through a pair of long hitless streaks of 25 at-bats (April 8-22) and 31 at-bats (August 24-September 25). **1987**—Starting second baseman for Twins World Championship squad. Drove in four runs in Minnesota's division-clinching 5-3 win over Texas on September 28. Homered off St. Louis' Bob Forsch in fifth inning of Game One of World Series in 10-1 win. Led all World Series hitters (15-or-more at-bats) with .412 average. Had first two-home run game in majors on May 1 vs. New York. **1986**—Named Twins Rookie of the Year. Led all American League second basemen with .991 fielding percentage. Hit first big league home run off Ron Guidry in New York on April 29. Slugged first career grand slam against Chicago's Rich Dotson on October 3. **1985**—Made major league debut on July 12 in Detroit. Singled off Steve Davis in Toronto on September 6 for first major league hit.

**IN THE MINORS:** Co-Winner of International League's Best Defensive Second Baseman Award in 1985, after switching to position just one year earlier. Led California League shortstops with .947 fielding percentage in 1982. Named to Appalachian League All-Star squad in 1981 and led all shortstops with .953 fielding percentage.

**MISCELLANEOUS:** Brother Chris is infielder in Reds farm system. Named All Southeastern Conference at the University of Florida as Gators won 1981 SEC Championship.

**PERSONAL:** Lombardozzi, wife Jill, daughter Toni (4/14/86) and son Stephen (9/20/88), reside in Shorewood, Minnesota.

## LOMBARDOZZI'S CAREER TRANSACTIONS

- Selected by Twins in ninth round of June, 1981 free agent draft.
- Acquired by Houston Astros on March 21, 1989 in exchange for the contract of a player to be named later (Gordy Farmer (P) and Ramon Ceder o (INF) on September 15, 1989.)

### STEPHEN PAUL LOMBARDOZZI

YEAR	CLUB	AVG.	G	AB	R	H	2B	3B	HR	RBI	BB	SO	SB
1981	Elizabethton	.321	65	246	48	79	13	2	6	38	46	28	9
1984	Visalia	.297	122	441	81	131	24	1	6	67	64	41	14
1983	Orlando	.291	137	492	76	143	23	6	3	52	83	51	11
1984	Toledo	.249	119	385	57	96	15	1	9	31	37	57	3
1985	Toledo	.264	118	451	55	119	21	3	14	48	48	51	10
	Minnesota	.370	28	54	10	20	4	1	0	6	6	6	3
1986	Minnesota	.227	156	453	53	103	20	5	8	33	52	76	3
1987	Minnesota	.238	136	432	51	103	19	3	8	38	33	66	5
1988	Minnesota	.209	103	287	34	60	15	2	3	27	35	48	2
1989	Tucson	.257	114	401	66	103	21	2	4	45	55	62	9
	Houston	.216	21	37	5	8	3	1	1	3	4	9	0
MINOR LEAGUE TOTALS		.275	789	2817	449	774	138	17	46	326	388	352	65
MAJOR LEAGUE TOTALS		.233	444	1263	153	294	61	12	20	107	130	205	13

Career Pinch Hitting (1989 Totals): 250, 4-1-0-0 (.000, 2-0-0-0)

### CHAMPIONSHIP SERIES RECORD

YEAR	CLUB/OPP	AVG.	G	AB	R	H	2B	3B	HR	RBI	BB	SO	SB
1987	Minn. vs. Det.	.267	5	15	2	4	0	0	0	1	2	2	0

### WORLD SERIES RECORD

YEAR	CLUB/OPP	AVG.	G	AB	R	H	2B	3B	HR	RBI	BB	SO	SB
1987	Minn. vs. St.L.	.412	6	17	3	7	1	0	1	4	2	3	0

### Versus The National League

1989						Career					
AVG.	AB	H	HR	RBI	CLUB	AVG.	AB	H	HR	RBI	
—	—	—	—	—	Chicago	—	—	—	—	—	
—	—	—	—	—	Montreal	—	—	—	—	—	
—	—	—	—	—	New York	—	—	—	—	—	
—	—	—	—	—	Philadelphia	—	—	—	—	—	
—	—	—	—	—	Pittsburgh	—	—	—	—	—	
.000	1	0	0	0	St. Louis	.000	1	0	0	0	0
.000	1	0	0	0	Totals vs. East	.000	1	0	0	0	0
.200	10	2	0	1	Atlanta	.200	10	2	0	1	
.250	12	3	0	1	Cincinnati	.250	12	3	0	1	
.000	0	0	0	0	Los Angeles	.000	0	0	0	0	
.000	6	0	0	0	San Diego	.000	6	0	0	0	
.375	8	3	1	1	San Francisco	.375	8	3	1	1	
.222	36	8	1	3	Totals vs. West	.222	36	8	1	3	

### 1989 Batting Breakdown

	AVG.	AB	H	HR	RBI		AVG.	AB	H	HR	RBI
Season	.216	37	8	1	3	April	.000	1	0	0	0
Dome	.211	19	4	1	2	May	—	—	—	—	—
Road	.222	18	4	0	1	June	—	—	—	—	—
Day	.286	14	4	0	1	July	—	—	—	—	—
Night	.174	23	4	1	2	August	—	—	—	—	—
vs RHP	.227	22	5	1	2	Sept./Oct	.222	36	8	1	3
vs. LHP	.200	15	3	0	1	Before ASG	.000	1	0	0	0
						After ASG	.222	36	8	1	3

### STEVE LOMBARDOZZI GAME HIGHS

Most Hits: 4 - August 3, 1988 vs. Toronto  
 Most RBI: 4 (3 times) - last time, August 5, 1988 vs. New York  
 Most Home Runs: 2, May 1, 1987 vs. New York  
 Longest Hitting Streak: 12, April 25-May 11, 1986

## LOMBARDOZZI'S "MULTIPLE" GAMES

	HITS	RBI	HR
2 in a Game	64	13	1
3 in a Game	7	5	—
4 in a Game	1	3	—

## LOMBARDOZZI'S CAREER FIELDING

	PO	A	E	PCT.
Second Base	725	1081	31	.983
Shortstop	12	23	0	1.000
Third Base	10	4	0	1.000



## ROGER MASON

### #22 - Righthanded Pitcher

**BIRTHDATE:** September 18, 1958

**1990 OPENING DAY AGE:** 31

**BIRTHPLACE:** Bellaire, Michigan

**HOME:** Bellaire, Michigan

**BATS:** Right **THROWS:** Right

**HEIGHT:** 6-6 **WEIGHT:** 220

**M.L. SERVICE:** 1 year, 105 days

**CONTRACT STATUS:** Signed through 1990

**HOW OBTAINED:** Signed as a six-year free agent on February 16, 1989.

**1989 HIGHLIGHTS:** Contract recalled from Tucson on September 5. Appeared in two games. Worked a scoreless inning with two strikeouts in a 9-0 loss at San Diego on September 12. Allowed three earned runs in 0.1 innings at San Francisco in a 10-3 loss on September 24. Was 7-12 with a 3.54 ERA in 25 starts at Tucson. Led the Toros' staff with 105 strikeouts and tied for the lead with five complete games.

**CAREER RECAP: 1988**—Spent the entire season at Phoenix. Made three starts before going on the DL with an elbow injury on April 26. Returned in June and over the final two months of the season, Mason was 2-5 with a 3.64 ERA. Best month was August, when he was 2-2 with a 3.06 ERA in seven starts. Struck out 10 in six innings vs. Tucson on August 21. Longest outing of the year was a seven-inning stint at Colorado Springs on August 30. **1987**—Opened the season with the Giants and won his first start, a 2-1 win over San Diego. Made four more starts before he was optioned to Phoenix for the rest of the year. Was 5-1 with a 4.13 ERA in 10 starts at Phoenix. **1986**—Started fast, posting a 2-1 record and 2.00 ERA in his first five starts, but then battled tendinitis and inflammation in his elbow the rest of the year. **1985**—Was 12-1 with a 3.33 ERA in 24 starts at Phoenix after being traded from Detroit. Joined the Giants in September and tossed his first ML shutout and complete game on October 4 at Atlanta, giving up four hits and fanning 10. **1984**—Finished ninth in the American Association with a 3.80 ERA. Made his major league debut on September 4 with eight innings of relief vs. Baltimore. Picked up his first ML win on September 17 vs. Milwaukee. Earned his first ML save on September 29 at New York.

**IN THE MINORS:** Led the Southern League in ERA (2.06) before he was promoted to Evansville.

**PERSONAL/MISCELLANEOUS:** Undrafted after graduating from Bellaire (Michigan) High School in 1975 and attended Saginaw Valley State College. Signed with the Tigers as a free agent in 1980. Mason, wife Theresa and son Jeffrey (9/1/80) make their home in Bellaire, Michigan.

## MASON'S CAREER TRANSACTIONS

- Signed as a free agent by the Detroit Tigers organization on September 21, 1980.
- On disabled list, May 3-19, 1984.
- Acquired by the San Francisco Giants for Alex Sanchez (OF) on April 1, 1985.
- On disabled list, May 2-23, 1985.
- On disabled list, May 30-July 20 and July 26 through the end of the 1986 season. Included a rehabilitation assignment to Phoenix, July 9-17, 1986.
- Signed as a six-year renewal free agent by the Houston Astros on February 16, 1989.
- On disabled list from June 18 to July 29, 1989.

# ROGER LEROY MASON

YEAR	CLUB	W-L	ERA	G	GS	CG	SHO	SV	IP	H	R	ER	BB	SO
1981	Macon	10-10	3.89	26	26	4	1	0	148.0	153	77	64	50	105
1982	Lakeland	7-7	3.46	22	22	5	1	0	133.0	124	60	51	52	72
1983	Birmingham	7-4	2.06	17	17	4	1	0	127.0	116	45	29	43	83
	Evansville	5-5	4.23	11	11	2	0	0	79.0	84	39	37	21	43
1984	Evansville	9-7	3.80	25	25	6	2	0	152.0	175	78	64	64	88
	Detroit	1-1	4.50	5	2	0	0	1	22.0	23	11	11	10	15
1985	Phoenix	12-1	3.33	24	24	5	2	0	167.1	145	67	62	72	120
	San Francisco	1-3	2.21	5	5	1	1	0	29.2	28	13	7	11	26
1986	San Francisco	3-4	4.80	11	11	1	0	0	60.0	56	35	32	30	43
	Phoenix	1-0	0.00	1	1	0	0	0	6.0	2	0	0	1	2
1987	San Francisco	1-1	4.50	5	5	0	0	0	26.0	30	15	13	10	18
	Phoenix	5-1	4.13	10	10	1	0	0	61.0	62	34	28	20	49
1988	Phoenix	2-9	4.86	19	17	1	0	0	90.2	89	62	49	38	62
1989	Tucson	7-12	3.54	25	25	5	1	0	155.0	125	71	61	46	105
	Houston	0-0	20.25	2	0	0	0	0	1.1	2	3	3	2	3
MINOR LEAGUE TOTALS		72-68	3.57	205	203	38	9	0	1274.0	1200	604	506	453	834
NL TOTALS		5-8	4.23	23	21	2	1	0	117.0	116	66	55	53	90
AL TOTALS		1-1	4.50	5	2	0	0	1	22.0	23	11	11	10	15
MAJOR LEAGUE TOTALS		6-9	4.27	28	23	2	1	1	139.0	139	77	66	63	105

## MAJOR LEAGUE HITTING RECORD

1989

Lifetime

AVG.

AB

H

HR

RBI

.075

40

3

0

0

## Versus The National League

1989

Career

W-L	ERA	G	IP	H	ER	CLUB	W-L	ERA	G	IP	H	ER
—	—	—	—	—	—	Chicago	1-1	5.93	3	13.2	16	9
—	—	—	—	—	—	Montreal	—	—	—	—	—	—
—	—	—	—	—	—	New York	0-1	23.60	1	2.2	6	7
—	—	—	—	—	—	Philadelphia	0-1	4.09	2	11.0	13	5
—	—	—	—	—	—	Pittsburgh	1-0	4.76	1	5.2	5	3
—	—	—	—	—	—	St. Louis	0-1	23.18	1	2.1	6	6
—	—	—	—	—	—	Totals vs. East	2-4	7.64	8	35.1	46	30
—	—	—	—	—	—	Atlanta	1-1	2.00	4	27.0	21	6
—	—	—	—	—	—	Cincinnati	—	—	—	—	—	—
—	—	—	—	—	—	Houston	0-1	3.86	1	7.0	5	3
—	—	—	—	—	—	Los Angeles	1-1	1.40	4	25.2	16	4
0-0	0.00	1	1.0	1	0	San Diego	1-1	3.74	5	21.2	27	9
0-0	81.00	1	0.1	1	3	San Francisco	0-0	81.00	1	0.1	1	3
0-0	20.25	2	1.1	2	3	Totals vs. West	3-4	2.75	15	81.2	70	25

## 1989 Pitching Breakdown

	W-L	ERA	G	IP	H	ER		W-L	ERA	G	IP	H	ER
Season	0-0	20.25	2	1.1	2	3	April	—	—	—	—	—	—
Dome	—	—	—	—	—	—	May	—	—	—	—	—	—
Road	0-0	20.25	2	1.1	2	3	June	—	—	—	—	—	—
Day	0-0	81.00	1	0.1	1	3	July	—	—	—	—	—	—
Night	0-0	0.00	1	1.0	1	0	August	—	—	—	—	—	—
Starter	—	—	—	—	—	—	Sept./Oct.	0-0	20.25	2	1.1	2	3
Reliever	0-0	20.25	2	1.1	2	3	Before ASG	—	—	—	—	—	—
							After ASG	0-0	20.25	2	1.1	2	3

## ROGER MASON'S GAME HIGHS

Longest Winning Streak: 2, April 21-May 4, 1986

Longest Losing Streak: 3 (twice) - last time, May 10-21, 1986

Most Strikeouts: 10, October 4, 1985 vs. Atlanta

Innings Pitched (Starter): - 9 (twice) - last time, April 21, 1986 vs. Los Angeles

Innings Pitched (Reliever): 8, September 4, 1984 vs. Baltimore

## MASON'S CAREER FIELDING

	PO	A	E	PCT.
Pitcher	19	10	1	.967

The Astros have paid tribute to two former players by retiring their uniform numbers. They are: 32—worn by pitcher Jim Umbricht who died of cancer while a member of the Colt .45's in 1964; 40—worn by pitcher Don Wilson who died a tragic death in 1975.





## LOUIE MEADOWS

### #26 - Outfielder

**BIRTHDATE:** April 29, 1961

**1990 OPENING DAY AGE:** 28

**BIRTHPLACE:** Maysville, N.C.

**HOME:** Columbus, Ga.

**BATS:** Left

**THROWS:** Left

**HEIGHT:** 5-11

**WEIGHT:** 190

**M.L. STATUS:** 146 days

**CONTRACT STATUS:** Signed through 1990

**HOW OBTAINED:** Signed as the Astros second round pick in the June 1982 draft.

**1989 HIGHLIGHTS:** Was leading Tucson in home runs with four in 16 games at time of his recall on May 12. Was hitting .167 (2x12) when given his second start on June 4 vs. Los Angeles. With Astros trailing 6-1 in the fifth inning, hit his first career grand slam off Tim Belcher. The Astros tied the game 6-6 in the ninth and won 7-6 in 13 innings to tie a club record with 10 straight victories. Pinch-hit, two RBI single in the ninth at Atlanta on June 23 provided insurance run in a 5-2 Houston win. Hit home runs in back-to-back starts vs. Montreal on July 7-8. Has 19 career major league hits, five home runs. Contract optioned to Tucson on July 15 where he finished the season hitting .246 with six home runs and 27 RBI in 53 games.

**CAREER RECAP: 1988—**Contract purchased by Houston on June 21 when Denny Walling was placed on disabled list. Hit first major league home run off Terry Leach in New York on July 1. Also homered as a pinch-hitter off Steve Bedrosian on July 23 to spark three-run rally in a 7-6 win. Optioned to Tucson on July 29 and recalled on September 2. Hit .254 with Toros with five homers and 43 RBI. Finished second on Tucson club with nine triples while stealing 20 bases in 22 attempts. **1987—**Rebounded from knee surgery that cut short his 1986 campaign. Led the PCL and tied his career-high with 14 triples, and tied for the club lead with 76 RBI. Finished second on the squad with 26 steals. **1986—**Recalled from Tucson on July 3 and made six pinch hit appearances before returning to Tucson on July 13. First major league hit was a single off Jay Tibbs at Montreal on July 8. Returned to Tucson on July 14, but was lost for the rest of the season when he tore ligaments in his left knee on July 20.

**IN THE MINORS:** Spent all of 1985 with Columbus. Finished third in the Southern League with 13 game-winning RBI. Hit a combined .291 in 1984 with stops at Daytona Beach and Columbus. Stole a career-high 27 bases at Daytona Beach in 1983.

**PERSONAL/MISCELLANEOUS:** Meadows was a letterman in both football (defensive back) and baseball at North Carolina State before signing with the Astros. He hit .325 in his three seasons with the Wolfpack. Meadows, wife Anna and son Adam (5/3/89) make their home in Columbus, Ga. in the off-season.

### MEADOWS' CAREER TRANSACTIONS

- Selected by the Astros in the second round of the June, 1982 draft.
- On the disabled list from July 21 until the end of the 1986.

### MICHAEL RAY MEADOWS

YEAR	CLUB	AVG.	G	AB	R	H	2B	3B	HR	RBI	BB	SO	SB
1982	Asheville	.316	66	228	43	72	9	1	10	41	39	43	21
1983	Daytona Beach	.293	112	382	68	112	25	14	9	71	58	80	27
1984	Daytona Beach	.302	70	252	49	76	14	10	6	44	47	35	14
	Columbus	.280	65	225	33	63	17	4	8	36	35	41	11
1985	Columbus	.233	140	476	76	111	16	8	14	67	70	85	23
1986	Tucson	.300	82	290	42	87	14	8	10	52	48	53	16
	Houston	.333	6	6	1	2	0	0	0	0	0	0	1
1987	Tucson	.258	129	426	70	110	21	14	10	76	69	85	26
1988	Tucson	.254	85	280	42	71	16	9	5	43	40	68	20
	Houston	.190	35	42	5	8	0	1	2	3	6	8	4
1989	Tucson	.246	53	179	32	44	9	2	6	27	37	51	12
	Houston	.176	31	51	5	9	0	0	3	10	1	14	1
MINOR LEAGUE TOTALS		.272	802	2738	455	746	141	70	78	457	443	541	170
MAJOR LEAGUE TOTALS		.192	72	99	11	19	0	1	5	13	7	22	6

Pinch Hitting as an Astro: (1989 totals) 159, 44-7-1-3 (100, 20-2-0-2)

## Versus The National League

1989						Career				
AVG.	AB	H	HR	RBI	CLUB	AVG.	AB	H	HR	RBI
.333	3	1	0	1	Chicago	.333	3	1	0	1
.286	7	2	2	3	Montreal	.417	12	5	2	3
.000	1	0	0	0	New York	.188	16	3	1	1
.000	2	0	0	0	Philadelphia	.200	5	1	1	1
.167	6	1	0	0	Pittsburgh	.167	6	1	0	0
.000	2	0	0	0	St. Louis	.000	3	0	0	0
.190	21	4	2	4	Totals vs. East	.244	45	11	4	6
.200	5	1	0	2	Atlanta	.200	15	3	0	2
					Cincinnati	.000	0	0	0	0
.286	14	4	1	4	Los Angeles	.227	22	5	1	5
.000	9	0	0	0	San Diego	.000	12	0	0	0
.000	2	0	0	0	San Francisco	.000	5	0	0	0
.167	30	5	1	6	Totals vs. West	.148	54	8	1	7

## 1989 Batting Breakdown

	AVG.	AB	H	HR	RBI		AVG.	AB	H	HR	RBI
Season	.176	51	9	3	10	April	—	—	—	—	—
Dome	.214	28	6	3	8	May	.182	11	2	0	1
Road	.130	23	3	0	2	June	.167	30	5	1	6
Day	.174	23	4	2	5	July	.200	10	2	2	3
Night	.179	28	5	1	5	August	—	—	—	—	—
vs RHP	.176	51	9	3	10	Sept./Oct.	—	—	—	—	—
vs LHP	.000	0	0	0	0	Before ASG	.184	49	9	3	10
						After ASG	.000	2	0	0	0

## LOUIE MEADOWS GAME HIGHS

Most Hits: 2 (3 times) - last time, June 15, 1989 at Los Angeles

Most RBI: 4, June 4, 1989 vs. Los Angeles

Longest Hitting Streak: 2 (3 times) - last time, July 7-8, 1989

## MEADOWS' "MULTIPLE" GAMES

	HITS	RBI
2 in a Game	3	2
3 in a Game	—	—
4 in a Game	—	1

## MEADOWS' CAREER FIELDING

	PO	A	E	PCT.
Outfield	30	1	0	1.000
First Base	1	0	0	1.000



## CARL NICHOLS

### #28 - Catcher

**BIRTHDATE:** October 14, 1962

**1990 OPENING DAY AGE:** 27

**BIRTHPLACE:** Los Angeles, California

**HOME:** Tucson, Arizona

**BATS:** Right

**THROWS:** Right

**HEIGHT:** 6-0

**WEIGHT:** 192

**M.L. SERVICE:** 147 days

**CONTRACT STATUS:** Signed through 1990

**HOW OBTAINED:** Acquired from Baltimore on April 1, 1989 in exchange for the contracts of pitcher Dave Johnson and outfielder Victor Hite.

**1989 HIGHLIGHTS:** Contract purchased from Tucson on September 1. Played in eight games, which included two starts behind the plate. Collected his first National League hit, an RBI single off Tom Browning, in his final game on September 29 at Cincinnati. Was 0x4 as a pinch-hitter. Hit .256 in 104 games at Tucson with four homers and 27 RBI. Played in the 1989 Triple A All-Star Game.

**CAREER RECAP: 1988**—Began season with Orioles, but was optioned to Rochester on May 9 with .188 average (6x32). Returned to O's on September 13 and made 14 starts on year. 11 at catcher and three in rightfield. Nichols caught 158 of 362 potential base-stealers (.436) at the major and minor league level. **1987**—Recorded first major league hit on September 14 at Toronto off Tom Henke. Led International League catchers with .988 fielding percentage and threw out league-leading 48 attempted base stealers. Had five hits for Rochester vs. Columbus on August 13 and five RBI at Richmond on August 18. **1986**—Registered career highs in runs (63), doubles (26), home runs (14) and RBI (72) with Charlotte. Made major league debut at Detroit on September 14.

**IN THE MINORS:** Named to New York-Penn League post season all-star team in 1983. Lead California League catchers in 1984 in putouts (769), assists (112), total chances (897) and games (119).

**MISCELLANEOUS:** Selected in fourth round of June, 1980 draft by Baltimore Orioles. All-City shortstop at Compton (CA) High School in 1980, joining Eric Davis (Fremont HS) and Darryl Strawberry (Crenshaw HS) on All-L.A. team.

**PERSONAL:** Youngest of 10 children. Carl and his wife Patricia reside in Tucson, Arizona.

## NICHOLS' CAREER TRANSACTIONS

- Selected by Baltimore Orioles in fourth round of June, 1980 draft.
- Loaned to Macon (Detroit Tigers organization) on April 8, 1982; returned on September 15, 1982
- Loaned to San Jose (independent) on April 10, 1984; returned on June 9, 1984
- Loaned to Redwood (California Angels organization) on June 9, 1984; returned to September 10, 1984.
- Acquired by Tucson Toros on April 1, 1989 for Dave Johnson (P) and Victor Hithe (OF).

## CARL EDWARD NICHOLS

YEAR	CLUB	AVG.	G	AB	R	H	2B	3B	HR	RBI	BB	SO	SB
1980	Bluefield	.212	37	85	24	18	2	2	0	10	18	12	4
1981	Miami	.194	16	31	1	6	0	0	0	3	3	5	0
	Hagerstown	.272	38	81	8	22	4	0	1	6	12	19	3
1982	Macon	.214	84	257	33	55	10	2	0	30	27	50	7
1983	San Jose	.204	54	152	16	31	4	0	1	12	21	42	2
	Newark	.290	66	217	40	63	14	0	5	26	36	59	4
1984	San Jose	.198	58	187	18	37	5	1	0	11	35	43	1
	Redwood	.252	63	202	35	51	9	1	4	33	19	38	8
1985	Charlotte	.236	115	331	45	78	11	2	2	37	48	53	7
1986	Charlotte	.269	118	439	63	118	26	1	14	72	61	74	8
	Baltimore	.000	5	5	0	0	0	0	0	0	1	4	0
1987	Rochester	.255	108	364	45	93	15	3	11	52	42	76	3
	Baltimore	.381	13	21	4	8	1	0	0	3	1	4	0
1988	Baltimore	.191	18	47	2	9	1	0	0	1	3	10	0
	Rochester	.228	75	193	20	44	7	1	3	16	21	50	0
1989	Tucson	.256	104	340	45	87	27	1	4	27	35	76	0
	Houston	.077	8	13	0	1	0	0	0	2	0	3	0
MINOR LEAGUE TOTALS		.245	1040	3219	438	790	161	15	49	362	413	673	47
MAJOR LEAGUE TOTALS		.209	44	86	6	18	2	0	0	6	5	21	0

Career Pinch Hitting (1989 Totals): .000, 5-0-0-0 (.000, 4-0-0-0)

## Versus The National League

1989					Career				
AVG.	AB	H	HR	RBI	CLUB	AVG.	AB	H	RBI
—	—	—	—	—	Chicago	—	—	—	—
—	—	—	—	—	Montreal	—	—	—	—
—	—	—	—	—	New York	—	—	—	—
—	—	—	—	—	Philadelphia	—	—	—	—
—	—	—	—	—	Pittsburgh	—	—	—	—
.000	1	0	0	0	St. Louis	.000	1	0	0
.000	1	0	0	0	Totals vs. East	.000	1	0	0
.000	5	0	0	1	Atlanta	.000	5	0	0
.250	4	1	0	1	Cincinnati	.250	4	1	0
.000	0	0	0	0	Los Angeles	.000	0	0	0
.000	1	0	0	0	San Diego	.000	1	0	0
.000	2	0	0	0	San Francisco	.000	2	0	0
.083	12	1	0	2	Totals vs. West	.083	12	1	0

1989 Batting Breakdown											
	AVG.	AB	H	HR	RBI		AVG.	AB	H	HR	RBI
Season	.077	13	1	0	2	April	—	—	—	—	—
Dome	.000	5	0	0	1	May	—	—	—	—	—
Road	.125	8	1	0	1	June	—	—	—	—	—
Day	.000	2	0	0	0	July	—	—	—	—	—
Night	.091	11	1	0	2	August	—	—	—	—	—
vs. RHP	.000	6	0	0	0	Sept./Oct.	.077	13	1	0	2
vs. LHP	.143	7	1	0	2	Before ASG	—	—	—	—	—
						After ASG	.077	13	1	0	2

#### CARL NICHOLS GAME HIGHS

Most Hits: 3, September 27, 1987 vs. New York  
Most RBI: 2, September 18, 1987 vs. Boston

### NICHOLS' "MULTIPLE" GAMES

	HITS	RBI
2 in a Game	2	1
3 in a Game	1	—

### NICHOLS' CAREER FIELDING

	PO	A	E	PB	PCT.
Catcher	132	16	1	4	.993
Outfield	0	1	0	0	1.000



## KEN OBERKFELL

### #10 - Infielder

**BIRTHDATE:** May 4, 1956

**1990 OPENING DAY AGE:** 33

**BIRTHPLACE:** Maryville, Ill.

**HOME:** Marietta, Ga.

**BATS:** Left

**THROWS:** Right

**HEIGHT:** 6-1

**WEIGHT:** 210

**M.L. SERVICE:** 11 years, 131 days

**CONTRACT STATUS:** Signed through 1991  
(option for 1992)

**HOW OBTAINED:** Signed as a free agent on  
December 6, 1989.

**1989 HIGHLIGHTS:** Led the majors with 18 pinch hits. Had a .360 pinch hitting average, which ranked fourth in the National League (minimum 20 at-bats). Opened the season with Pittsburgh. Played in 14 games, including 11 starts. Hit .125 with no homers and two RBI before his contract was traded to San Francisco on May 10 for Roger Samuels, who was pitching at Triple A Phoenix. Had an RBI double off Dennis Martinez at Montreal on May 14 in his first at-bat as a Giant. Hit a three-run, pinch-hit homer off San Diego's Greg Booker on June 9 at Candlestick Park. Hit .464 in July (13x28), which included back-to-back, three-hit games on the 23rd at Chicago and 26th at Atlanta. Played in his 1,400th career game on July 16 vs. Pittsburgh at San Francisco. Hit .417 in his last 16 regular season games (10x24). Played 16 games at first base, 10 at second and 38 at third. Played in three games in the NLCS vs. Chicago. Was hitless in four at-bats. Batted .333 (2x6) in four World Series games against Oakland and walked three times.

**CAREER RECAP: 1988**—Acquired by Pittsburgh on August 27 from Atlanta. Played shortstop at Cincinnati on August 30, his first appearance at that position since May 4, 1984. Made his first career appearance at first base on September 10 vs. Philadelphia. Broke up Mike Scott's no-hit bid with a two-out, ninth inning single at the Astrodome on June 12. Had a career-best, 13-game hitting streak from May 14-29 (.333, 17x51). **1987**—Set a career-high with 29 doubles and matched his career-best with 48 RBI. Had a .979 fielding percentage at third base, breaking his own club record set in 1986. Collected his 1,000th career hit on May 3 off Houston's Bob Knepper. Hit .310 against lefties, .268 vs. righties, the first time in his career he hit better against southpaws. **1986**—Hit a career-high five home runs. Had five hits on May 21 vs. Chicago. Played his 1,000th career game on July 28 at Houston. **1985**—Slowed by injuries to his right hand, right elbow and left shoulder. **1984**—Acquired by Atlanta from St. Louis on June 15. Suffered a season-ending broken thumb at Chicago on August 26. **1983**—Led N.L. third basemen in fielding (.960) for the

second straight year. **1982**—Did not play his first game until April 23 due to a broken thumb. Tied an LCS record for most at-bats in a three-game series (15). Drove in the winning run in Game Two of the NLCS vs. Atlanta. Hit .292 with a double, RBI and pair of stolen bases in the World Series vs. Milwaukee. **1981**—Moved from second base to third base. Led N.L. third basemen with 23 double plays. Tied for the lead with 338 total chances. **1980**—Hit .303, the highest full season average of his career. Hit an inside-the-park home run on April 27 at Philadelphia off Lerrin LaGrow. **1979**—Led N.L. second basemen in fielding (.985). Hit first major league home run off Atlanta's Phil Niekro on May 13. **1978**—Recalled by the Cardinals from Springfield on June 16. Sent back on June 25, then recalled to stay on July 17. First major league hit was an RBI single off New York's Pat Zachry on October 2. **1977**—Made major league debut August 22 as a pinch hitter against Los Angeles.

**MISCELLANEOUS:** Graduate of Collinsville (Ill.) High, where he played baseball and basketball. Junior College All-American at Belleville (Ill.) Area. Signed by St. Louis as a free agent on May 4, 1975. Club's player rep in Atlanta. Established the "Obie Fund" in association with the Atlanta Community Food Bank. Fan of the University of Illinois football team.

**PERSONAL:** He, wife Jamie and children Tami (5/22/81) and twins Joey and Bethy (9/8/82) make their home in Marietta, Georgia.

## OBERKFELL'S CAREER TRANSACTIONS

- Signed as a free agent by St. Louis Cardinals' organization, May 4, 1975.
- On disabled list, May 11 to June 20, 1980.
- On disabled list, March 31 to April 23, 1982.
- Traded to Atlanta Braves for Ken Dayley (P) and Mike Jorgensen (INF), June, 15, 1984.
- On disabled list, August 27, 1984 through remainder of season.
- On disabled list, June 26 to July 11, 1987.
- Traded with cash to Pittsburgh Pirates for a player to be named later. August 28, 1988; Atlanta Braves acquired Tommy Gregg (OF) to complete deal, September 1, 1988.
- Traded to San Francisco for Roger Samuels (P), May 10, 1989.
- Signed as a free agent by Houston, December 6, 1989.

### KENNETH RAY OBERKFELL

YEAR	CLUB	AVG.	G	AB	R	H	2B	3B	HR	RBI	BB	SO	SB
1975	Johnson City	.352	17	54	15	19	3	0	1	8	15	7	3
	St. Petersburg	.351	41	134	14	47	6	1	0	22	21	12	1
1976	Arkansas	.287	128	456	64	131	19	2	3	47	61	45	2
1977	New Orleans	.251	120	418	67	105	18	5	4	32	56	30	19
	St. Louis	.111	9	9	0	1	0	0	0	1	0	3	0
1978	Springfield	.285	64	242	41	69	13	4	6	38	27	21	6
	St. Louis	.120	24	50	7	6	1	0	0	0	3	1	0
1979	St. Louis	.301	135	369	53	111	19	5	1	35	57	35	4
1980	St. Louis	.303	116	422	58	128	27	6	3	46	51	23	4
1981	St. Louis	.293	102	376	43	110	12	6	2	45	37	28	13
1982	St. Louis	.289	137	470	55	136	22	5	2	34	40	31	11
1983	St. Louis	.293	151	488	62	143	26	5	3	38	61	27	12
1984	St. Louis	.309	50	152	17	47	11	1	0	11	16	10	1
	Atlanta	.233	50	172	21	40	8	1	1	10	15	17	1
1985	Atlanta	.272	134	412	30	112	19	4	3	35	51	38	1
1986	Atlanta	.270	151	503	62	136	24	3	5	48	83	40	7
1987	Atlanta	.280	135	508	59	142	29	2	3	48	48	29	3
1988	Atlanta	.271	120	422	42	117	20	4	3	40	32	28	4
	Pittsburgh	.222	20	54	7	12	2	0	0	2	5	6	0
1989	Pittsburgh	.125	14	40	2	5	1	0	0	2	2	2	0
	San Francisco	.319	83	116	17	37	5	1	2	15	8	8	0
MINOR LEAGUE TOTALS		.285	370	1304	201	371	59	12	14	147	180	115	31
MAJOR LEAGUE TOTALS		.281	1431	4563	535	1283	226	43	28	410	509	326	61

Career Pinch Hitting (1989 Totals): .262, 122-32-1-9 (.360, 50-18-1-8)

### CHAMPIONSHIP SERIES RECORD

YEAR	CLUB/OPP.	AVG.	G	AB	R	H	2B	3B	HR	RBI	BB	SO	SB
1982	St.L. vs. Atl.	.200	3	15	1	3	0	0	0	2	0	0	0
1989	S.F. vs. Chi.	.000	3	4	0	0	0	0	0	0	0	0	0
TOTALS		.158	6	19	1	3	0	0	0	2	0	0	0

### WORLD SERIES RECORD

YEAR	CLUB/OPP.	AVG.	G	AB	R	H	2B	3B	HR	RBI	BB	SO	SB
1982	St.L. vs. Mil.	.292	7	24	4	7	1	0	0	1	2	1	2
1989	S.F. vs. Oak.	.333	4	6	1	2	0	0	0	0	3	0	0
TOTALS		.300	11	30	5	9	1	0	0	1	5	1	2

# Versus The National League

1989						Career				
AVG.	AB	H	HR	RBI	CLUB	AVG.	AB	H	HR	RBI
.333	18	6	0	2	Chicago	.271	480	130	2	36
.250	16	4	0	0	Montreal	.306	481	147	3	43
.091	11	1	0	1	New York	.266	433	115	3	33
.067	15	1	0	1	Philadelphia	.276	417	115	1	48
.222	9	2	0	1	Pittsburgh	.302	398	120	2	41
.154	13	2	0	0	St. Louis	.274	157	43	0	9
.195	82	16	0	5	Totals vs. East	.283	2366	670	11	210
.600	10	6	0	2	Atlanta	.340	209	71	2	20
.000	8	0	0	0	Cincinnati	.316	393	124	5	39
.300	20	6	0	4	Houston	.251	378	95	0	26
.583	12	7	0	1	Los Angeles	.268	441	118	1	27
.353	17	6	2	5	San Diego	.264	382	101	7	46
.143	7	1	0	0	San Francisco	.264	394	104	2	42
.351	74	26	2	12	Totals vs. West	.279	2197	613	17	200

## 1989 Batting Breakdown

	AVG.	AB	H	HR	RBI		AVG.	AB	H	HR	RBI
Season	.269	156	42	2	17	April	.143	35	5	0	2
Dome	.400	10	4	0	1	May	.083	24	2	0	1
Road	.260	146	38	2	16	June	.350	20	7	2	10
Day	.265	68	18	1	5	July	.464	28	13	0	1
Night	.273	88	24	1	12	August	.278	18	5	0	0
vs. RHP	.095	21	2	0	1	Sept./Oct.	.323	31	10	0	3
vs. LHP	.296	135	40	2	16	Before ASG	.216	88	19	2	14
						After ASG	.338	68	23	0	3

## KEN OBERKFELL GAME HIGHS

Most Hits: 5, May 21, 1986 vs. Chicago  
 Most RBI: 4 (5 times) - last time, August 19, 1988 at Chicago  
 Most Home Runs: 2, July 10, 1980 at Montreal  
 Longest Hitting Streak: 13, May 14-29, 1988

## OBERKFELL'S "MULTIPLE" GAMES

	HITS	RBI
2 in a Game	235	47
3 in a Game	74	22
4 in a Game	13	5
5 in a Game	1	—

## OBERKFELL'S CAREER FIELDING

	PO	A	E	PCT.
Third base	611	1960	91	.966
Second base	637	931	26	.984
First base	117	7	1	.992
Shortstop	2	6	0	1.000



## MARK PORTUGAL

### #51 - Righthanded Pitcher

**BIRTHDATE:** October 30, 1962

**1990 OPENING DAY AGE:** 27

**BIRTHPLACE:** Los Angeles, Calif.

**HOME:** Missouri City, Tex.

**BATS:** Right

**THROWS:** Right

**HEIGHT:** 6-0

**WEIGHT:** 190

**M.L. SERVICE:** 2 years, 165 days

**CONTRACT STATUS:** Signed through 1990

**HOW OBTAINED:** Acquired from Minnesota on December 4, 1988 for a player to be named (Todd McClure).

**1989 HIGHLIGHTS:** Became a fixture on the Houston staff by going 7-0 with a 2.39 ERA in 17 games after the All-Star break. Set career-bests for wins (7), ERA (2.75), shutouts (1) and strikeouts (86). Seven-game winning streak was the best of his career and best by a Houston starter since Nolan Ryan won eight straight from April



27-July 13, 1983. Contract was purchased from Tucson on June 5 for a spot start against San Diego after the Astros had played consecutive 22 and 13-inning games against Los Angeles on June 3 and 4. Lasted four innings in a 10-2 loss to the Padres in a game which snapped a 10-game Houston winning streak. Appeared in two other games in relief before his contract was sent outright to the Toros on June 12. His contract was purchased from Tucson again on July 15. He worked 6.2 innings the same day at Philadelphia for his first National League win. Next victory came on July 29 (4th start), 8-1 over the Giants, a three-hitter for his first National League complete game. Won a start vs. Chicago on August 19, his only decision in seven games that month. Was 4-0 with a 2.06 ERA in six September starts. Won four consecutive starts from September 8-22, including his first major league shutout on the 17th against Cincinnati, 1-0. Struck out a season-high nine in that game. Was 3-0 (4 starts) with a 1.91 ERA against San Francisco. Allowed 19 hits and nine walks, while striking out 23, in 28.1 innings vs. the Giants. Collected his first major league hit, a double off Larry McWilliams, at Philadelphia on July 22. Hit his first major league home run off San Francisco's Don Robinson on September 8, the first by a Houston pitcher at the Astrodome since Bob Knepper in 1981. Hit .375 in September (6x16) with a homer and two RBI.

**CAREER RECAP: 1988**—Began the season at Portland, but earned a promotion on April 27 to the Twins after posting a 2-0 record and 1.37 ERA in three starts. Picked up a save in his first outing with Minnesota, tossing 2.2 shutout innings vs. Baltimore. Earned his second save with four innings of shutout relief at Baltimore on July 17. Third save was at Cleveland on July 31. Picked up wins in relief against Toronto (July 26), Kansas City (September 3), and at Chicago (September 10). Placed on the disabled list from August 8-28 with a strained right elbow. Was 1-2 with a 4.72 ERA before going on the DL, 2-1 with a 3.37 in six games after his return. Did not allow a run in four of his last five outings. **1987**—Began the season with the Twins, but was optioned to Portland on June 8. **1986**—Earned his first major league save vs. Cleveland on September 29. Struck out a career-high 13 on September 21 vs. Texas. **1985**—Made his major league debut on August 14 with a start vs. Oakland. First major league win was vs. Boston on August 31.

**IN THE MINORS:** Posted career bests for wins (14), ERA (2.98), complete games (10), shutouts (3), innings (196), hits (171), runs (80) and earned runs (65) and walks (113) at Orlando in 1984. Tied for the lead as the toughest pitcher to steal against (65 percent success rate) in the International League in 1985.

**PERSONAL/MISCELLANEOUS:** Signed by the Twins as a free agent out of Norwalk (Calif.) High School. Portugal, wife Roberta and son Derek (5/21/89) live in Missouri City, Texas.

## PORTUGAL'S CAREER TRANSACTIONS

- Signed as a free agent by the Minnesota Twins organization on October 23, 1980.
- On disabled list July 22 to August 2, 1985.
- On disabled list August 8-28, 1988.
- Traded to Houston Astros on December 4, 1988 for a player to be named later (Todd McClure (P) named on December 8, 1988).

## MARK STEVEN PORTUGAL

YEAR	CLUB	W-L	ERA	G	GS	CG	SHO	SV	IP	H	R	ER	BB	SO
1981	Elizabethton	7-1	3.71	14	13	2	0	1	85.0	65	41	35	39	65
1982	Wisconsin Rapids	9-8	4.01	36	15	4	1	2	119.0	110	62	53	62	95
1983	Visalia	10-5	4.18	24	23	2	0	0	131.1	142	77	61	84	132
1984	Orlando	14-7	2.98	27	27	10	3	0	196.0	171	80	65	113	110
1985	Toledo	8-5	3.78	19	19	5	1	0	128.2	129	60	54	60	89
	Minnesota	1-3	5.55	6	4	0	0	0	24.1	24	16	15	14	12
1986	Toledo	5-1	2.60	6	6	3	1	0	45.0	34	15	13	23	30
	Minnesota	6-10	4.31	27	15	3	0	1	112.2	112	56	54	50	67
1987	Minnesota	1-3	7.77	13	7	0	0	0	44.0	58	40	38	24	28
	Portland	1-10	6.00	17	16	2	0	0	102.0	108	75	68	50	69
1988	Portland	2-0	1.37	3	3	1	1	0	19.2	15	3	3	8	9
	Minnesota	3-3	4.53	26	0	0	0	3	57.2	60	30	29	17	31
1989	Tucson	7-5	3.78	17	17	5	0	0	116.2	107	55	49	32	90
	Houston	7-1	2.75	20	15	2	1	0	108.0	91	34	33	37	86
MINOR LEAGUE TOTALS		63-42	3.83	163	139	34	7	3	943.1	881	468	401	461	689
AL TOTALS		11-19	5.13	72	26	3	0	4	238.2	254	142	136	105	138
MAJOR LEAGUE TOTALS		18-20	4.39	92	41	5	1	4	346.2	345	176	169	142	224

**MAJOR LEAGUE HITTING RECORD**

1989	AVG.	AB	H	HR	RBI
Lifetime	.206	34	7	1	2
Last Home Run: 9/8/89 at Houston (Don Robinson)	.206	34	7	1	2

**Versus The National League**

1989							Career						
W-L	ERA	G	IP	H	ER	CLUB	W-L	ERA	G	IP	H	ER	
1-0	5.11	2	12.1	16	7	Chicago	1-0	5.11	2	12.1	16	7	
						Montreal							
0-0	0.00	1	1.0	1	0	New York	0-0	0.00	1	1.0	1	0	
1-0	2.31	2	11.2	12	3	Philadelphia	1-0	2.31	2	11.2	12	3	
0-0	2.00	2	9.0	5	2	Pittsburgh	0-0	2.00	2	9.0	5	2	
0-0	2.46	1	7.1	5	2	St. Louis	0-0	2.46	1	7.1	5	2	
2-0	3.05	8	41.1	39	14	Totals vs. East	2-0	3.05	8	41.1	39	14	
0-0	6.75	2	5.1	8	4	Atlanta	0-0	6.75	2	5.1	8	4	
1-0	1.50	2	12.0	7	2	Cincinnati	1-0	1.50	2	12.0	7	2	
1-0	1.29	1	7.0	3	1	Los Angeles	1-0	1.29	1	7.0	3	1	
0-1	3.86	3	14.0	15	6	San Diego	0-1	3.86	3	14.0	15	6	
3-0	1.91	4	28.1	19	6	San Francisco	3-0	1.91	4	28.1	19	6	
5-1	2.56	12	66.2	52	19	Totals vs. West	5-1	2.56	12	66.2	52	19	

**1989 Pitching Breakdown**

	W-L	ERA	G	IP	H	ER		W-L	ERA	G	IP	H	ER
Season	7-1	2.75	20	108.0	91	33	April	—	—	—	—	—	—
Dome	4-1	3.12	11	52.0	46	18	May	—	—	—	—	—	—
Road	3-0	2.41	9	56.0	45	15	June	0-1	8.53	3	6.1	10	6
Day	2-0	2.34	5	34.2	24	9	July	2-0	1.66	4	21.2	16	4
Night	5-1	2.95	15	73.1	67	24	August	1-0	3.22	7	36.1	34	13
Starter	7-1	2.80	15	99.2	86	31	Sept./Oct.	4-0	2.06	6	43.2	31	10
Reliever	0-0	2.16	5	8.1	5	2	Before ASG	0-1	8.53	3	6.1	10	6
							After ASG	7-0	2.39	17	101.2	81	27

**MARK PORTUGAL'S GAME HIGHS**

Longest Winning Streak: 7, July 15-September 22, 1989  
 Longest Losing Streak: 7, September 9, 1985-May 21, 1986.  
 Innings Pitched (Starter): 9 (three times) - last time, September 17, 1989 vs. Cincinnati  
 (Reliever): 6.2, September 16, 1986 vs. Cleveland  
 Strikeouts: 13, September 21, 1986 vs. Texas

**PORTUGAL'S CAREER FIELDING**

	PO	A	E	PCT.
Pitcher	23	43	5	.930


**TERRY PUHL**
**#21 - Outfielder**

**BIRTHDATE:** July 8, 1956  
**1990 OPENING DAY AGE:** 33  
**BIRTHPLACE:** Melville, Saskatchewan, Canada  
**HOME:** Sugar Land, Tex.  
**BATS:** Left **THROWS:** Right  
**HEIGHT:** 6-2 **WEIGHT:** 200  
**M.L. STATUS:** 12 years, 87 days  
**CONTRACT STATUS:** Signed through 1990  
 (option for 1991)  
**HOW OBTAINED:** Signed as a free agent by the  
 Astros on September 19, 1973

**1989 HIGHLIGHTS:** Capped his 12th full season with the Astros by playing in his most games (121) since 1984 (132). Hit .313 (10x32) in 15 games in April while primarily filling a platoon role with Billy Hatcher in left field. Had consecutive three-hit games on April 30 and May 2 to raise his average to .342, the season-high with the exception of the first week. Took over as the starter in right field on May 29 after Kevin Bass suffered a fractured right tibia at Pittsburgh on May 27. Responded by hitting safely in 12 of his next 16 games (.304; 17x56). Had season-best, five-game hitting streaks from June 21-26 (.412; 7x17) and June 28-July 2 (.350; 7x20). Hit safely in 20-of-28 games in June with a .296 average and 10 RBI. The RBI total represented his best single month. Average dipped to .197 for July and .254 for

August. Bounced back to hit .326 in September. Reverted to left field platoon with Hatcher on July 28 when Eric Anthony was recalled from Double A Columbus. Started six straight games in center field from August 23-28 after Glenn Wilson was acquired from Pittsburgh. Of his 100 starts, 57 were in right field, 33 in left and 10 in center. Also played three games at first base. Handled 207 chances in the outfield without an error, the highest total of any National League outfielder with a 1.000 fielding percentage. Hit .267 (4x15) as a pinch-hitter. 1989 was the first full season of his career in which he did not hit a home run. First time in his career he played in 100-or-more games, but did not steal 10-or-more bases. Has the second-longest continuous service with the same club in the National League to Atlanta's Dale Murphy.

**CAREER RECAP: 1988**—Started the season slowly, hitting .200 in April and .261 in May. Had 10 hits in the first two months, then nearly doubled that total in June (.19). Was hitting .222 on June 3 before undergoing a torrid two months. Hit .443 in June and .345 in July. In a nine-week span from June 5-August 10, he hit at a .409 clip. Pushed batting average above .300 on June 17 and stayed there for all but two days the rest of the season. Had a season-high average of .380 on July 15 and was still hitting .360 as late as August 9. Finished the season with a .303 average, the highest of his big league career. Led the club with 11 pinch-hits. Led all National League pinch-hitters with eight runs and five stolen bases. Finished fourth in pinch-hitting average at .306 (30+ at-bats). Stole 22 bases, one shy of his total for the previous four seasons. Became the fourth Astro to pass 200 career steals. **1987**—The Astros top pinch-hitter, leading the team with a career high 15 pinch-hits. Led all major leaguers (10 or more RBI) with one GWRBI every 2.67 RBI (4 GWRBI: 15 total RBI). Hit his third career grand slam on September 28 at Los Angeles. **1986**—Opened the season on the DL after suffering a severe sprain of his left ankle during a spring training game against the Reds on March 13. Hit his second career grand slam at Montreal on May 4 off the Expos Bryn Smith. Placed back on the DL on July 3 with a bruised left elbow after he was struck by a pitch during batting practice. Hit .260 after his return from the DL and .333 over his last 18 games. Was two-for-three as a pinch hitter against the Mets in the NLCS. **1985**—Spent a total of 96 days on the disabled list, primarily with a pulled right hamstring. Despite missing so much of the season Puhl still had more three-hit games (five) than he did in 1984 (four). Had back to back three-hit games against Los Angeles and Philadelphia (April 11 and 12). **1984**—Ranked seventh in the league with a .380 on-base percentage. Drilled the 1000th hit of his career off Tim Lollar of San Diego on August 23. **1983**—Ranked among the top hitters in the league for most of the second half of the year. Average reached a high of .315 on August 3. **1982**—Slugged his first grand slam off New York's Neil Allen on May 22. **1981**—Named the Canadian Player of the Year. Led the team with 22 steals and finished second in doubles and runs. **1980**: Hit a career-high 13 homers, including a leadoff shot in the first inning on Astros' opening game with the Dodgers. Set a five-game National League Championship Series record with his .526 average (10-19) against the Phillies. **1979**—Set career highs for games (157), hits (172) and tied his best for runs (87). Led the club in hits and runs. Tied the major league record for outfielders by not committing an error in over 150 games in a single season. **1978**—Named to the N.L. All-Star squad, but did not play. Stole a career-high 32 bases in his first full season with the Astros. Hit safely in a career-high 18 consecutive games. **1977**—Hit .301 in 60 games after being called up to Houston just three days after his 21st birthday.

**IN THE MINORS:** Finished second to Pedro Guerrero in the Midwest League batting race in 1975 (.345 to .332).

**MISCELLANEOUS:** Signed as a free agent after graduating from Melville Comprehensive School in Saskatchewan.

**PERSONAL:** Puhl, wife Jacqueline, daughter Naomi (6/23/82) and son Stephen (7/6/84) live in Sugar Land, Texas.

### PUHL'S CAREER TRANSACTIONS

- Signed as free-agent by Astros, September 19, 1973.
- On disabled list, April 13 to April 30, 1984.
- On disabled list, April 22 to May 7, June 13 to June 28, July 19 to August 15 and August 26, 1985 through remainder of the season.
- On disabled list, March 30 to April 14 and July 3 to July 23, 1986.

# TERRANCE STEPHEN PUHL

YEAR	CLUB	AVG.	G	AB	R	H	2B	3B	HR	RBI	BB	SO	SB
1974	Covington	.284	59	211	42	60	11	0	0	21	24	26	17
1975	Dubuque	.332	104	346	57	115	10	2	0	28	41	30	30
1976	Columbus	.286	28	98	13	28	5	0	1	14	16	12	11
	Memphis	.266	105	372	50	99	17	3	1	39	60	57	18
1977	Charleston	.305	78	285	53	87	12	6	4	33	52	27	12
	Houston	.301	60	229	40	69	13	5	0	10	30	31	10
1978	Houston	.289	149	585	87	169	25	6	3	35	48	46	32
1979	Houston	.287	157	600	87	172	22	4	8	49	65	46	30
1980	Houston	.282	141	535	75	151	24	5	13	55	60	52	27
1981	Houston	.251	96	350	43	88	19	4	3	28	31	49	22
1982	Houston	.262	145	507	64	133	17	9	8	50	51	49	17
1983	Houston	.292	137	465	66	136	25	7	8	44	36	48	24
1984	Houston	.301	132	449	66	135	19	7	9	55	59	45	13
1985	Houston	.284	57	194	34	55	14	3	2	23	18	23	6
1986	Houston	.244	81	172	17	42	10	0	3	14	15	24	3
1987	Houston	.230	90	122	9	28	5	0	2	15	11	16	1
1988	Houston	.303	113	234	42	71	7	2	3	19	35	30	22
1989	Houston	.271	121	354	41	96	25	4	0	27	45	39	9
MINOR LEAGUE TOTALS		.296	374	1312	215	389	55	11	6	135	193	152	88
MAJOR LEAGUE TOTALS		.280	1479	4796	671	1345	225	56	62	424	505	498	216

Pinch Hitting as an Astro: (1989 totals) .276, 181-50-0-9 (.267, 15-4-0-0)

## ALL-STAR GAME RECORD

YEAR	LEAGUE/SITE	AVG.	G	AB	R	H	2B	3B	HR	RBI	BB	SO	SB
1978	National/SD												

Did not play

## DIVISIONAL SERIES RECORD

YEAR	CLUB/OPP.	AVG.	G	AB	R	H	2B	3B	HR	RBI	BB	SO	SB
1981	Hou. vs. LA	.190	5	21	2	4	1	0	0	0	0	1	1

## CHAMPIONSHIP SERIES RECORD

YEAR	CLUB/OPP.	AVG.	G	AB	R	H	2B	3B	HR	RBI	BB	SO	SB
1980	Hou. vs. Phil	.526	5	19	4	10	2	0	0	3	2	1	2
1986	Hou. vs. NY	.667	3	3	0	2	0	0	0	0	0	0	1
TOTALS		.545	8	22	4	12	2	0	0	3	2	1	3

## Versus The National League

1989						Career					
AVG.	AB	H	HR	RBI	CLUB	AVG.	AB	H	HR	RBI	
.412	17	7	0	0	Chicago	.299	371	111	2	46	
.222	36	8	0	2	Montreal	.247	392	97	6	28	
.391	23	9	0	5	New York	.314	322	101	6	33	
.200	20	4	0	0	Philadelphia	.329	292	96	2	36	
.083	24	2	0	2	Pittsburgh	.254	378	96	4	26	
.333	33	11	0	3	St. Louis	.298	403	120	6	29	
.268	153	41	0	12	Totals vs. East	.288	2158	621	26	198	
.243	37	9	0	2	Atlanta	.297	492	146	11	53	
.273	22	6	0	4	Cincinnati	.274	503	138	10	54	
.246	57	14	0	1	Los Angeles	.252	575	145	7	37	
.282	39	11	0	5	San Diego	.261	528	138	6	43	
.326	46	15	0	3	San Francisco	.291	540	157	2	39	
.274	201	55	0	15	Totals vs. West	.274	2638	724	36	226	

## 1989 Batting Breakdown

	AVG.	AB	H	HR	RBI		AVG.	AB	H	HR	RBI
Season	.271	354	96	0	27	April	.313	32	10	0	5
Home	.254	189	48	0	18	May	.264	53	14	0	2
Road	.291	165	48	0	9	June	.296	98	29	0	10
Day	.323	99	32	0	11	July	.197	66	13	0	4
Night	.251	255	64	0	16	August	.254	59	15	0	5
vs. RHP	.276	297	82	0	22	Sept./Oct.	.326	46	15	0	1
vs. LHP	.246	57	14	0	5	Before ASG	.288	208	60	0	20
						After ASG	.247	146	36	0	7

## TERRY PUHL GAME HIGHS

Most Hits: 4 (10 times) - last time Sept. 28, 1987 vs. Los Angeles

Most RBI: 5, May 22, 1982 vs. New York

Most Home Runs: 2 (twice) - last time June 16, 1982 vs. Atlanta

Longest Hitting Streak: 18, May 5-27, 1978

## PUHL'S "MULTIPLE" GAMES

	HITS	RBI	HR
2 in a Game	272	64	2
3 in a Game	72	14	—
4 in a Game	10	3	—
5 in a Game	—	1	—

## PUHL'S CAREER FIELDING

	PO	A	E	PCT.
Outfield	2568	57	18	.993
First Base	1	0	0	1.000



## RAFAEL RAMIREZ

### #16 - Infielder

**BIRTHDATE:** February 18, 1959

**1990 OPENING DAY AGE:** 31

**BIRTHPLACE:** San Pedro de Macoris, D.R.

**HOME:** San Pedro de Macoris, D.R.

**BATS:** Right

**THROWS:** Right

**HEIGHT:** 5-11

**WEIGHT:** 190

**M.L. SERVICE:** 9 years, 63 days

**CONTRACT STATUS:** Signed through 1991

**HOW OBTAINED:** Acquired from the Atlanta Braves on December 8, 1987, in exchange for Mike Stoker and Ed Whited.

**1989 HIGHLIGHTS:** Houston's starting shortstop in 138 games. Played in 150-or-more games (151) for the second straight year (155 in 1988). Opened the season hitting safely in 11 of the first 15 games (.311; 19x61). Hit .263 in April with a homer and five RBI. Had a season-best, 10-game hitting streak from May 4-16 (.314; 11x35). Had three hits vs. Pittsburgh on May 20 to raise his average to .268, his highest mark of the season after April 23 (.269). Hit .267 in August, his best single-month, with two homers and 15 RBI. Set a club record and tied the league's season-high with seven RBI at Chicago on August 29 (Tracy Jones, Jack Clark), with all seven in the first five innings. Highlight was his second career grand slam in the fifth inning off Dean Wilkins. Marked the second straight season he has hit a grand slam in Wrigley Field. Hit safely in only nine-of-24 games in September (.175). Had 50-or-more RBI for the second straight season and fourth time in his career. Had five game-winning hits in extra innings. Tied for fourth on the club with Gerald Young with 31 multi-hit games. Had four-hit games at Pittsburgh on May 28 and at Los Angeles on September 14. Walked 29 times, his highest total since 1982 and 1983 when he walked a career-high 36 times each season for Atlanta. Led National League shortstops with 30 errors.

**CAREER RECAP: 1988**—Led club in average (.276), hits (156) and doubles (30). Became first shortstop to lead Astros in hitting since Denis Menke (.304) in 1970. His double and RBI (59) totals were career-highs. Five triples tied career-best. His 30 doubles were one shy of team record for a shortstop (Dickie Thon, 31 in 1983). Finished second among National League shortstops in average, RBI and doubles. Charged with 23 errors, lowest total of career. Hit in 20 of last 23 games (.367, 33x90) to raise season average to .276, highest since 1983. Had 12-game hitting streak from September 8-20 to tie Gerald Young for longest on squad. Included in streak were six straight, two-hit games from September 13-18. Led squad with 40, two-hit games and finished second to Glenn Davis with 45 multi-hit games. Tied career-high with a five-RBI day at Chicago on May 29, including his first career grand slam (Mike Capel). Collected his 1,000th career hit on July 4 vs. Montreal, a double off Jeff Parrett. **1987**—Limited to 179 at-bats and played in just 56 games due to long stay on disabled list. Sidelined from July 2-September 25 with partially torn ligaments in left knee. Started 29 games at shortstop and 11 games at third base. Had a season-high four hits and three RBI at Cincinnati on April 28. **1986**—Started 82 games at shortstop, 40 games at third base and played three games in the outfield. Led Braves with 19 stolen bases, including opening the season with nine straight successful thefts. Stole home plate as part of double steal vs. San Francisco on July 1. Tied major league record by hitting four doubles in a game against Chicago on May 21.

Hit six of eight home runs against Western Division teams and seven homers on the road. **1985**—Collected over 140 hits for fourth straight season. Led all NL shortstops in doubleplays (115) for fourth consecutive year. Had 13-game hitting streak from June 30-July 14 in which he hit .397 (25-63) and later followed with career high, 14-game streak from July 31-August 15 hitting .355 (22-62). Missed 11 games due to injuries to right elbow (soreness and swelling) and left index finger (small evulsion fracture). Underwent surgery to remove bone chip in right elbow on November 7. **1984**—Selected to the All-Star Game but did not play. Was hitting .304 at the All-Star break before tailing to .267 average, highest among all NL shortstops, at end of year. Led NL shortstops in putouts (251) and total chances (724). **1983**—Hit career high .297 while finishing third in the NL in base hits (185). Also set career highs in at-bats (622), runs (82), triples (5) and hits. **1982**—Led Braves in hits (168) while finishing second in steals (a career high 27) and average (.278). Tied NL record by assisting in six double plays in a game at Cincinnati (June 27). Tied Atlanta Braves record by stealing three bases in a game at Chicago on July 17. Hit two HR vs. San Diego on September 24. **1981**—First full season in majors. Ranked fourth among NL shortstops in putouts (181) and total chances (517). Had four hits against the Astros on September 9. **1980**—Recalled from Richmond on August 4 and quickly became Atlanta's starting shortstop. Had four-hit game, including first major league hit, in third major league start on August 9. Hit first major league HR vs. Chicago's Dennis Lamp on August 19.

**IN THE MINORS:** Originally signed as an outfielder but converted to an infielder while at Bradenton in 1977. Had .409 slugging percentage in half-season at Richmond in 1980 before call-up to Atlanta.

**MISCELLANEOUS:** Became first Atlanta Braves shortstop to be named to the All-Star team in 30 years when he was awarded that honor in 1984 (Johnny Logan-1955). Sponsored program called "Raffi's Pals" in 1985, purchasing 40 field-level seats for 40 games for children in the Atlanta Police Athletic League.

**PERSONAL:** Ramirez, wife Jacqueline and son Rafael Renaldo (8/31/86), reside in San Pedro de Macoris, Dominican Republic during the off-season.

## RAMIREZ' CAREER TRANSACTIONS

- Signed as free agent by the Atlanta Braves, September 28, 1976
- On disabled list from April 16 to April 27, 1979
- On disabled list from June 23 to July 17, 1980
- On disabled list from July 2 to September 25, 1987
- Acquired by the Houston Astros for Ed Whited (INF) and Mike Stoker (P) on December 8, 1987

### RAFAEL EMILIO RAMIREZ

YEAR	CLUB	AVG.	G	AB	R	H	2B	3B	HR	RBI	BB	SO	SB
1977	Bradenton	.177	49	175	20	31	2	1	4	19	17	25	2
1978	Savannah	.206	38	131	14	27	4	0	2	13	5	25	1
	Greenwood	.273	81	282	54	77	15	3	6	46	41	44	4
1979	Savannah	.207	113	386	47	80	17	3	10	39	34	78	7
1980	Richmond	.281	80	281	33	79	15	3	5	38	12	54	4
	Atlanta	.267	50	165	17	44	6	1	2	11	2	33	2
1981	Atlanta	.218	95	307	30	67	16	2	2	20	24	47	7
1982	Atlanta	.278	157	609	74	169	24	4	10	52	36	49	27
1983	Atlanta	.297	152	622	82	185	13	5	7	58	36	48	16
1984	Atlanta	.266	145	591	51	157	22	4	2	48	26	70	14
1985	Atlanta	.248	138	568	54	141	25	4	5	58	20	63	2
1986	Atlanta	.240	134	496	57	119	21	1	8	33	21	60	19
1987	Atlanta	.263	56	179	22	47	12	0	1	21	8	16	6
1988	Houston	.276	155	566	51	156	30	5	6	59	18	61	3
1989	Houston	.246	151	537	46	132	20	2	6	54	29	64	3
MINOR LEAGUE TOTALS		.234	361	1255	168	294	53	10	27	155	109	226	18
HOUSTON TOTALS		.261	306	1103	97	288	50	7	12	113	47	125	6
MAJOR LEAGUE TOTALS		.262	1233	4640	484	1217	189	28	49	414	220	511	99

Career Pinch Hitting: (1989 totals) .346, 29-9-0-9 (.200, 5-1-0-0)

### ALL-STAR GAME RECORD

YEAR	LEAGUE/SITE	AVG.	G	AB	R	H	2B	3B	HR	RBI	BB	SO	SB
1984	National/SF												

Did Not Play

### CHAMPIONSHIP SERIES RECORD

YEAR	CLUB/DPP	AVG.	G	AB	R	H	2B	3B	HR	RBI	BB	SO	SB
1982	All. vs. St.L.	.182	3	11	1	2	0	0	0	1	1	1	0



### Versus The National League

1989						Career					
AVG.	AB	H	HR	RBI	CLUB	AVG.	AB	H	HR	RBI	
286	42	12	1	10	Chicago	284	338	96	6	44	
289	38	11	0	3	Montreal	243	366	89	3	26	
283	46	13	0	3	New York	243	338	82	1	37	
194	36	7	1	6	Philadelphia	284	349	99	2	32	
295	44	13	1	6	Pittsburgh	275	320	88	1	31	
156	32	5	0	2	St. Louis	246	342	84	4	29	
256	238	61	3	30	Totals vs. East	262	2053	538	17	199	
250	56	14	1	4	Atlanta	224	116	26	1	6	
217	60	13	0	2	Cincinnati	270	477	129	6	45	
—	—	—	—	—	Houston	278	399	111	3	35	
286	70	20	0	7	Los Angeles	259	575	149	3	38	
160	50	8	0	4	San Diego	260	488	127	10	43	
254	63	16	2	7	San Francisco	258	532	137	9	48	
237	299	71	3	24	Totals vs. West	262	2587	679	32	215	

### 1989 Batting Breakdown

	AVG.	AB	H	HR	RBI		AVG.	AB	H	HR	RBI
Season	246	537	132	6	54	April	263	95	25	1	5
Dome	246	268	66	3	31	May	253	91	23	1	7
Road	245	269	66	3	23	June	258	93	24	0	8
Day	290	176	51	2	23	July	250	88	22	1	13
Night	224	361	81	4	31	August	267	90	24	2	15
vs. RHP	236	381	90	4	36	Sept./Oct	175	80	14	1	6
vs. LHP	269	156	42	2	18	Before ASG	262	302	79	2	25
						After ASG	226	235	53	4	29

### RAFAEL RAMIREZ GAME HIGHS

Most Hits: 5 Sept. 8, 1983 vs. San Francisco  
 Most RBI: 7, August 29, 1989 at Chicago  
 Most Home Runs: 2, Sept. 24, 1982 vs. San Diego  
 Longest Hitting Streak: 14, July 31-August 15, 1985  
 Most Stolen Bases: 3, July 17, 1982 vs. Chicago

### RAMIREZ' "MULTIPLE" GAMES

	HITS	RBI	HR	SB
2 in a Game	240	53	1	5
3 in a Game	62	10	—	1
4 in a Game	13	3	—	—
5 in a Game	1	3	—	—
7 in a Game	—	1	—	—

### RAMIREZ' CAREER FIELDING

	PO	A	E	PCT.
Shortstop	1679	3173	233	.954
Third Base	25	100	9	.933
Outfield	1	0	0	1.000

Houston has had only four home games postponed because of rain since its entrance into the National League in 1962. The first three were "rained out" and all occurred in the first season (April 23 vs. Philadelphia, June 13 vs. New York, and July 16 vs. Chicago.) The fourth game was a "rain in" and occurred on June 15 of 1976 when as much as 10 inches of rain fell in the Houston area virtually flooding the entire city.

Only members of the Houston Astros and members of the visiting Pittsburgh Pirates were able to make their way to the Astrodome. Umpires, fans and stadium personnel were unable to reach the ballpark.



## DAVID ROHDE

### #6 - Infielder

**BIRTHDATE:** May 8, 1964

**1990 OPENING DAY AGE:** 25

**BIRTHPLACE:** Los Altos, Calif.

**HOME:** Newport Beach, Calif.

**BATS:** Switch

**THROWS:** Right

**HEIGHT:** 6-2

**WEIGHT:** 182

**M.L. SERVICE:** None

**CONTRACT STATUS:** Signed through 1990

**HOW OBTAINED:** Selected by the Astros in the fifth round of the June 1986 draft.

**1989 HIGHLIGHTS:** Split the season between Double A Columbus and Triple A Tucson. Hit .280 in 67 games for the Mudcats before his promotion to the Toros. Hit .325 in May at Columbus with 39 hits in 32 games, his best single-month hit total. Also had 16 RBI and walked 22 times which were single month bests in both those categories. Played second base, third base, shortstop and designated hitter for Columbus. Played 11 games in June before moving to Tucson. Hit .291 in 75 games for the Toros. Batted .333 in July (29x87), his best month of the year. Played 74 games at shortstop, one at third base. Combined to steal 26 bases and struck out only 55 times in 488 at-bats. Hit well on the road, batting .321 away from home for Columbus, .300 for Tucson. Played winter ball for Magallanes in Venezuela. Named club MVP after hitting .288 in 33 games, despite his season ending in December after undergoing an emergency appendectomy.

**CAREER RECAP: 1988**—Hit .267 in 142 games for Columbus while making a successful transition to switch-hitting. Led the club with 130 hits, 76 runs and 36 stolen bases. Tied for fourth with 53 RBI. Batted .231 at the Florida Instructional League. **1987**—Hit .286 in 103 games at Osceola, which ranked fourth on the club. Hit only .160 at the Arizona Instructional League in his first attempt at switch-hitting. **1986**—Hit .261 in 61 games at Auburn in the New York-Penn League in his first year as a pro. Batted .200 at the Arizona Instructional League.

**MISCELLANEOUS:** Played on the 1982 California state championship team at Corona Del Mar High. Played on the 1984 California junior college championship team at Saddleback. Part of the University of Arizona's 1986 College World Series championship team, which beat Florida State 10-2 in the title game. Selected in the fifth round of the June 1986 draft. Signed by scout Clark Crist.

**PERSONAL:** Makes his off-season home in Newport Beach, California.

### ROHDE'S CAREER TRANSACTIONS

—Selected by Houston in the fifth round of the June, 1986 draft.

—On disabled list July 22 to August 19, 1987.

#### DAVID GRANT ROHDE

YEAR	CLUB	AVG.	G	AB	R	H	2B	3B	HR	RBI	BB	SO	SB
1986	Auburn	.261	61	207	41	54	6	4	2	22	37	37	28
1987	Osceola	.286	103	377	57	108	15	1	5	42	50	58	12
1988	Columbus	.267	142	486	76	130	20	2	4	53	81	62	36
1989	Columbus	.280	67	254	40	71	5	2	2	27	41	25	15
	Tucson	.291	75	234	35	68	7	3	1	30	32	30	11
MINOR LEAGUE TOTALS		.277	448	1558	249	431	53	12	14	174	241	212	102

The Astros have made three trips into post-season play and have lost to the eventual World Champions each time. Houston fell to Philadelphia three games to two in 1980 and the Phillies went on to defeat the Royals. In 1981, the Astros met the Dodgers in the Western Division Championship series and again fell 3-2. Los Angeles then went on to defeat Montreal and the New York Yankees for the title. In 1986 Houston dropped the NLCS to the New York Mets four games to two and the Mets went on to edge the Red Sox for the World Championship.



## DAN SCHATZEDER

### #20 - Lefthanded Pitcher

**BIRTHDATE:** December 1, 1954

**1990 OPENING DAY AGE:** 35

**BIRTHPLACE:** Elmhurst, Illinois

**HOME:** Wayne, Illinois

**BATS:** Left

**THROWS:** Left

**HEIGHT:** 6-0

**WEIGHT:** 195

**M.L. SERVICE:** 11 years, 107 days

**CONTRACT STATUS:** Signed through 1990

**HOW OBTAINED:** Invited to spring training as non-roster player on January 30, 1989.

**1989 HIGHLIGHTS:** Contract purchased from Tucson on April 24. Appeared in two games that month, allowing two earned runs in each. Went 3-0 with a 0.47 ERA in May. Allowed only one earned run in 10 appearances and 19.1 innings. Worked three hitless innings vs. St. Louis on May 16 for his first win as an Astro. Won in consecutive appearances at Pittsburgh on May 27 and at St. Louis on May 31. Notched his fourth win at Atlanta on June 25 with two shutout innings. Allowed two earned runs in 14 innings and 10 games in June, a 1.75 ERA. Worked in six games from July 2-18, surrendering 13 earned runs. Placed on the 15-day disabled list with tendinitis in his left shoulder on July 22. Shifted to the 21-day DL on August 7. Was reinstated on September 6. Appeared in eight games in the final month. Earned his first save for Houston at San Francisco on September 22. Retired pinch-hitter Bill Bathe to preserve a 2-1 win for Mark Portugal. Only loss came in his final outing vs. Atlanta on September 25. Was 4-0 with a 2.86 ERA in 25 games before the All-Star break, 0-1 with a 9.94 ERA in 11 games after. The four victories were his most since 1987 when he won six, three each for Philadelphia and Minnesota. His 36 appearances were his highest total since he worked the same number of games for the Expos in 1984.

**CAREER RECAP: 1988**—Was a combined 0-3 with Cleveland and Minnesota. Pitched in 25 games, all in relief, recording three saves and a 6.49 ERA. Began season with Indians, earning saves in first two appearances vs. Baltimore on April 10 and 17. Save on April 10 was first since July 26, 1986 vs. Astros while with Phillies. Also earned save on June 3 at Detroit. Given outright release on June 21 from Cleveland and had contract purchased by Minnesota on June 27. Assigned to Portland and recalled by Twins on September 1. Appeared in 10 games in last month with Twins, allowing two earned runs in 10.1 innings (1.74 ERA). **1987**—Opened season with Phillies, posting 3-1 mark and 4.06 ERA in 26 relief appearances. Traded to Twins in exchange for pitcher Danny Clay and infielder Tom Schwarz on June 23. Appeared in 30 games with Twins. Pitched 4.1 scoreless innings in two outings in ALCS and was the winning pitcher in Game 6 of World Series, hurling two innings of relief in an 11-5 Twins victory. **1986**—Recorded six wins and two saves in 55 games with Philadelphia and Montreal. Was 3-1 with 2.45 ERA at All-Star break with Expos. Contract traded to Phillies on July 24 along with Skeeter Barnes in exchange for contracts of Tom Foley and Lary Sorensen. Was 5x12 (.417) as pinch-hitter, the most pinch-hits by a pitcher since Don Newcombe had five in 1959 for Dodgers. **1985**—Suffered tendinitis of left shoulder and was placed on the disabled list twice. **1984**—Enjoyed the finest game of career on August 9 vs. Chicago, tossing a 10-inning, four-hitter and striking out career high 11 in 1-0 win. **1983**—Made career-high 58 appearances, all but two in relief. **1982**—Began season with Giants. Contract sent to Triple A Phoenix before purchase by Expos on June 15. **1981**—Traded to Giants on December 9, along with Mike Chris, in exchange for Larry Herndon. **1980**—Made first A.L. appearance on April 11 at Kansas City. Posted two shutouts and made career-high 26 starts with Tigers. **1979**—Was 10-5 in first full major league season. Led all National League lefthanded pitchers with 2.83 ERA. Contract traded to Tigers on December 7 in exchange for Ron LeFlore. **1978**—Began season at Triple A Denver before callup to Montreal in May. Was 7-7 with a 3.06 ERA in his rookie season. **1977**—Made M.L. debut with Expos on September 4 vs. Astros. First big league start and win came on September 16, a 5-0 win vs. Pittsburgh.

**IN THE MINORS:** Played just one year and 73 days of minor league ball before debut with Expos in 1977.

**MISCELLANEOUS:** Drafted by Expos in third round of June, 1976 draft after graduating from University of Denver with degree in business administration. Was 21-11 in four varsity seasons at Denver and also played center field. Denver's athletic MVP in senior season.

**PERSONAL:** Schatzeder, wife Nancy, son Dustin (12/31/79) and daughter Lauren Kathleen (8/8/83), reside in Wayne, Illinois in the off-season.

## SCHATZEDER'S CAREER TRANSACTIONS

- Selected by Montreal Expos in third round of June, 1976 draft.
- On disabled list, July 5-August 30, 1977.
- Traded to Detroit Tigers from Expos in exchange for Ron LeFlore (OF) on December 7, 1979.
- On disabled list, May 27-June 17, 1980.
- Traded to San Francisco Giants, along with Mike Chris (P), from Tigers in exchange for Larry Herndon (OF) on December 9, 1981.
- Contract purchased by Montreal on June 15, 1982.
- Granted free agency on November 7, 1983; re-signed by Montreal as free-agent on December 19, 1983.
- On disabled list, June 21-July 23 and August 7-September 1, 1985, including rehabilitation assignment in Indianapolis, July 19-23.
- Traded to Philadelphia Phillies, along with Skeeter Barnes (INF), from Expos in exchange for Tom Foley (INF) and Lary Sorensen (P) on July 24, 1986.
- Traded with cash to Minnesota Twins from Phillies in exchange for Danny Clay (P) and Tom Schwarz (INF) on June 24, 1987.
- Released by Twins on December 21, 1987; signed as free-agent with Cleveland Indians on February 9, 1988.
- Released by Indians on June 21, 1988; purchased by Twins on June 27, 1988.
- Granted free agency on October 31, 1988; invited to spring training as non-roster player by Houston on January 30, 1989.
- On disabled list July 22 to September 6, 1989 with tendinitis in left shoulder. (Includes rehab assignment at Tucson from August 18-31).

## DANIEL ERNEST SCHATZEDER

YEAR	CLUB	W-L	ERA	G	GS	CG	SHO	SV	IP	H	R	ER	BB	SO
1976	West Palm	5-3	2.67	10	10	4	2	0	64.0	49	22	19	20	49
1977	Quebec	5-3	2.76	8	8	3	1	0	62.0	39	20	19	15	59
	Denver	2-2	6.00	9	8	0	0	0	36.0	45	25	24	14	28
	Montreal	2-1	2.49	6	3	1	1	0	21.2	16	6	6	13	14
1978	Denver	3-1	2.89	4	4	2	1	0	28.0	24	11	9	11	19
	Montreal	7-7	3.08	29	18	2	0	0	143.2	108	54	49	68	69
1979	Montreal	10-5	2.83	32	21	3	0	1	162.0	136	57	51	59	106
1980	Detroit	11-13	4.02	32	26	9	2	0	193.0	178	88	86	58	94
1981	Detroit	6-8	6.08	17	14	1	0	0	71.0	74	49	48	29	20
1982	San Francisco	1-4	7.29	13	3	0	0	0	33.1	47	30	27	12	18
	Montreal	0-2	3.50	26	1	0	0	0	36.0	37	16	14	12	15
	Phoenix	0-0	12.27	1	1	0	0	0	4.0	10	6	5	3	1
1983	Montreal	5-2	3.21	58	2	0	0	2	87.0	88	34	31	25	48
1984	Montreal	7-7	2.71	36	14	1	1	1	136.0	112	44	41	36	89
1985	Montreal	3-5	3.80	24	15	1	0	0	104.1	101	52	44	31	64
	Indianapolis	0-0	0.00	1	1	0	0	0	3.0	2	0	0	1	3
1986	Montreal	3-2	3.20	30	1	0	0	1	59.0	53	29	21	19	33
	Philadelphia	3-3	3.38	25	0	0	0	1	29.1	28	14	11	16	14
1987	Philadelphia	3-1	4.06	26	0	0	0	0	37.2	40	21	17	14	28
	Minnesota	3-1	6.39	30	1	0	0	0	43.2	64	37	31	18	30
1988	Cleveland	0-2	9.56	15	0	0	0	3	16.0	26	19	17	2	10
	Portland	6-4	2.60	13	12	4	1	0	86.2	82	26	25	24	55
	Minnesota	0-1	1.74	10	0	0	0	0	10.1	8	2	2	5	7
1989	Tucson	0-2	3.94	11	1	0	0	1	16.0	15	8	7	10	15
	Houston	4-1	4.45	36	0	0	0	1	56.2	64	33	28	28	46
MINOR LEAGUE TOTALS		21-15	3.24	57	45	13	5	1	299.2	237	118	108	98	229
AL TOTALS		20-25	4.96	104	41	10	2	3	334.0	350	195	184	112	161
NL TOTALS		48-40	3.37	341	78	8	2	7	906.2	830	390	340	333	544
MAJOR LEAGUE TOTALS		68-65	3.80	445	119	18	4	10	1240.2	1180	585	524	445	705

### MAJOR LEAGUE HITTING RECORD

	AVG.	AB	H	HR	RBI
1989 Totals	.000	9	0	0	0
Lifetime	.239	238	57	5	9

Last Home Run: 6/5/86 with Montreal vs. Philadelphia (Charles Hudson)

### CHAMPIONSHIP SERIES RECORD

YEAR	CLUB/OPP	W-L	ERA	G	GS	CG	SHO	SV	IP	H	R	ER	BB	SO
1987	Minn. vs. Det.	0-0	0.00	2	0	0	0	0	4.1	2	0	0	0	5

### WORLD SERIES RECORD

YEAR	CLUB/OPP	W-L	ERA	G	GS	CG	SHO	SV	IP	H	R	ER	BB	SO
1987	Minn. vs. St. L.	1-0	6.23	3	0	0	0	0	4.1	4	3	3	3	3

## Versus The National League

1989						Career						
W-L	ERA	G	IP	H	ER	CLUB	W-L	ERA	G	IP	H	ER
0-0	0.00	1	1.1	1	0	Chicago	6-3	3.13	41	95.0	90	33
0-0	5.11	6	12.1	19	7	Montreal	3-0	5.32	15	23.2	33	14
0-0	8.59	4	7.1	11	7	New York	5-4	3.96	33	97.2	93	43
0-0	9.00	2	3.0	6	3	Philadelphia	1-3	3.54	28	76.1	64	30
1-0	1.17	3	7.2	7	1	Pittsburgh	3-8	2.95	44	116.0	106	38
2-0	0.00	2	5.0	0	0	St. Louis	4-7	3.76	34	110.0	98	46
3-0	4.42	18	36.2	44	18	Totals vs. East	22-25	3.54	195	518.2	484	204
1-1	7.37	5	7.1	12	6	Atlanta	4-3	3.78	24	50.0	49	21
						Cincinnati	1-3	2.98	19	45.1	44	15
						Houston	6-0	2.43	23	70.1	62	19
0-0	0.00	3	3.2	2	0	Los Angeles	8-2	3.62	31	87.0	79	35
0-0	3.86	5	2.1	2	1	San Diego	1-5	2.96	23	51.2	55	17
0-0	4.05	5	6.2	4	3	San Francisco	6-2	3.12	26	83.2	57	29
1-1	4.50	18	20.0	20	10	Totals vs. West	26-15	3.15	146	388.0	346	136

## 1989 Pitching Breakdown

	W-L	ERA	G	IP	H	ER		W-L	ERA	G	IP	H	ER
Season	4-1	4.45	36	56.2	64	28	April	0-0	13.48	2	2.2	3	4
Dome	1-1	3.73	21	31.1	30	13	May	3-0	0.47	10	19.1	10	1
Road	3-0	5.33	15	25.1	34	15	June	1-0	1.29	10	14.0	12	2
Day	2-0	5.79	12	23.1	31	15	July	0-0	7.98	6	14.2	31	13
Night	2-1	3.51	24	33.1	33	13	August						
Starter							Sept./Oct.	0-1	12.00	8	6.0	8	8
Reliever	4-1	4.45	36	56.2	64	28	Before ASG	4-0	2.86	25	44.0	42	14
							After ASG	0-1	9.94	11	12.2	22	14

## DAN SCHATZEDER'S GAME HIGHS

Longest Winning Streak: 5, August 2-September 11, 1979  
 Most Strikeouts: 11, August 9, 1984 vs. Chicago  
 Innings Pitched (Starter): - 10, (twice) - last time August 9, 1984 vs. Chicago  
 Lowest Hits, CG, Starter: 3, August 8, 1978 vs. New York Mets

## SCHATZEDER'S CAREER FIELDING

	PO	A	E	PCT.
Pitcher	59	139	26	.884



## MIKE SCOTT

### #33 - Righthanded Pitcher

**BIRTHDATE:** April 26, 1955

**1990 OPENING DAY AGE:** 34

**BIRTHPLACE:** Santa Monica, Calif.

**HOME:** Laguna Niguel, Calif.

**BATS:** Right

**THROWS:** Right

**HEIGHT:** 6-3

**WEIGHT:** 215

**M.L. SERVICE:** 9 years, 132 days

**CONTRACT STATUS:** Signed through 1991

**HOW OBTAINED:** Acquired from the New York Mets on December 10, 1982, in exchange for Danny Heep.

**1989 HIGHLIGHTS:** Became the fourth pitcher in Astros history to win 20-or-more games in a season, leading the National League with his career-best 20 victories. Finished second in voting for the National League Cy Young Award (65 points) and 15th in the league MVP balloting (6 points). Named Astros' MVP for the second time in his career by the Houston Chapter of the BBWAA. Made National League post-season all-star teams as selected by *The Sporting News* and UPI. Led Astros in seven pitching categories, including wins, complete games (9), innings pitched (229.0), hits (180-tied for first), strikeouts (172) and opponent's batting average (.212). Tied for third in the National League in complete games, finished eighth in strikeouts, fifth in opponent's batting average and 10th in win percentage (.667, 20-10). Won on Opening Day, 10-3 over Atlanta, his third straight Opening Day victory, a club record. Won three of his initial four decisions, six of first eight and 10 of first 13. Recorded his 100th career victory with a 5-1 complete game at Chicago on May 14. Tossed a one-hit shutout vs. Pittsburgh on May 19, his third career

one-hitter. Was 6-1 with a 2.20 ERA in June to earn N.L. Pitcher of the Month honors, the first Astro to win the award since Nolan Ryan in May, 1984. His six June wins tied a club mark and featured back-to-back wins over Los Angeles on June 2 and June 4. After tossing a four-hit, 1-0 shutout over the Dodgers, Scott came back two days later to pitch an inning of relief and drive in the game-winning run with a bases-loaded sacrifice fly in a 7-6, 13-inning victory. Was 14-5 with a 2.58 ERA at the All-Star break and was named the N.L.'s starting pitcher in the All-Star Game. Forced to miss the game due to a hamstring injury. First contracted the injury in early May and missed one start, then reaggravated the pull in a July 9 start vs. Montreal, lasting three innings. Went 12 days between starts, missing his first start after the All-Star Game, before returning with his 15th win on July 21 vs. Philadelphia. Was 4-1 with 2.45 ERA in July, improving his record to 17-5. Took five starts to earn his 18th win, pitching a complete game at Chicago on August 30. His 19th victory came on September 9 vs. San Francisco. It was also his 100th victory as an Astro. His 20th win came on September 14 at Los Angeles. Lost final two starts. Was 12-6 with a 3.03 ERA at home to raise his career Astrodome record to 59-32. Was 5-2 with a 2.57 ERA vs. the Dodgers, tying a club mark for single season wins vs. an opponent. Led team's pitchers with 10 hits and 10 RBI, including his second career home run at San Francisco on September 23 off Rick Reuschel. Ranks in club's career top 10 lists in starts (225-sixth), complete games (38-tied for seventh), innings pitched (1,491.1-eighth), wins (101-sixth), losses (66-eighth), walks (435-eighth), strikeouts (1,194-fifth), hits (1,239-seventh), runs (582-eighth), earned runs (528-tied for seventh), home runs (115-sixth), shutouts (19-tied for fourth), ERA (3.19-eighth) and win percentage (.601-first).

**CAREER RECAP: 1988**—Club leader in ERA (2.92), complete games (eight) and shutouts (five). Complete games and shutouts tied career-bests and tied for ninth and fifth, respectively, in National League. Held opposing hitters to .204 average, lowest on team. Held opponents to .189 average at Astrodome and .199 mark on artificial turf. Opened year by winning career-best, six straight games. Was 8-2 with a 2.96 ERA at All-Star break. Came within one out of pitching second career no-hitter on June 12. Allowed a two-out, ninth-inning single to Ken Oberkfell. Finished with second career one-hitter in 5-0 win. Suffered strained left hamstring during June 21 start against Cincinnati and was on disabled list from June 22-July 14. Named National League Player of the Week after tossing back-to-back shutouts against Los Angeles and San Diego on August 8 and 13. Struck out Bo Diaz in Cincinnati on April 10 for 1,000th career strikeout. Fanned John Shelby in Los Angeles on September 7 for his 1,000th strikeout with Houston. **1987**—Avoided Cy Young jinx with excellent season, finishing in top 10 in NL in ERA (3.23-seventh), wins (16-tied for third), innings (247.2-fourth), strikeouts (233-second), complete games (eight-fifth) and shutouts (three-tied for third). Combined with Nolan Ryan to finish 1-2 in the NL in strikeouts, becoming first NL teammates to accomplish that feat since Hall of Famers Don Drysdale and Sandy Koufax in 1965. Became just the second player in Astro history to be named starting pitcher in the All-Star Game (J.R. Richard—1980). Hurlled two scoreless innings in Oakland. Fanned 10-or-more batters in seven games, and tied his career high with 14 K's vs. Cincinnati on June 15. Faced only 28 men in first career one-hitter (at Los Angeles on April 15). **1986**—Captured the Cy Young and NL Pitcher of the Year honors after a season that saw him lead the majors in strikeouts (306), innings (275.1) and ERA (2.22). Selected to the NL All-Star squad. Capped a phenomenal regular season by tossing a no-hitter as the Astros clinched the Western Division title with a 2-0 win over the Giants in the Dome on September 25. Became the 11th major leaguer to fan 300 in a season and joined former Astro J.R. Richard as the only righthanders in NL history to fan 300. First player from a losing club to be named the MVP of the NLCS. Tossed a pair of complete games, hurling a total of 18 innings (including 16 scoreless frames) and striking out a total of 19 to set records. Became the first pitcher in NLCS history to toss a complete game 1-0 win, finishing with a five-hitter and striking out 14 to tie a series mark. **1985**—Used a new split fingered fastball to great effect, leading the club with a career-high 18 wins. Scott's record stood at 5-4 on June 26, but after tossing nine innings of three-hit ball without a decision against Atlanta on June 26, Scott won 13 of his next 15 starts. **1984**—Slumped to a 5-11 record in his second season with the Astros. **1983**—Began the season on the disabled list. Saw his first action on May 6. Won 10 games and tossed two shutouts. **1982**—(With New York) Split time between the bullpen and the starting rotation. Picked up his only three major league saves. **1981**—Finished second on the Mets with 23 starts and 136 innings. **1980**—Called up to New York for the final month of the season. Tossed first major league shutout against St. Louis on September 28. **1979**—Out-dueled Vida Blue and San Francisco to win his first major league game in his first try, on April 24. Returned to Tidewater after the Mets picked up Dock Ellis and Andy Hassler.

**IN THE MINORS:** Led the Texas League with 14 wins, 187 innings and 14 complete games in 1977.

**MISCELLANEOUS:** Graduated from Hawthorne (Calif.) High School and attended Pepperdine University for three years. Earned all-conference honors at Pepperdine for three straight years finishing with a career record of 26-14 and a 2.09 ERA. His totals for wins, strikeouts (232), and innings pitched (343.2) set school records. Signed with the Mets after they made him their second pick in the June 1976 draft.

**PERSONAL:** Scott, wife Vicki, and daughters Kimberlee (11/9/79) and Kelsey (6/20/84) make their home in Laguna Niguel, California.

## SCOTT'S CAREER TRANSACTIONS

- Selected by New York Mets in second round of free-agent draft, June 8, 1976.
- Acquired by Astros for Danny Heep (INF-OF), December 10, 1982.
- On disabled list April 5 to May 4, 1983.
- On disabled list June 22-July 14, 1988.

## MICHAEL WARREN SCOTT

YEAR	CLUB	W-L	ERA	G	GS	CG	SHO	SV	IP	H	R	ER	BB	SO
1976	Jackson	3-3	2.86	7	7	2	1	0	44.0	34	20	14	14	19
1977	Jackson	*14-10	2.94	25	25	*14	2	0	*187.0	132	77	61	55	97
	Tidewater	0-1	18.00	2	1	0	0	0	2.0	4	5	4	3	0
1978	Tidewater	10-10	3.94	*29	29	7	1	0	192.0	196	105	84	83	93
1979	Tidewater	8-4	3.18	18	15	3	0	0	99.0	103	37	35	27	40
	New York(NL)	1-3	5.37	18	9	0	0	0	52.0	59	35	31	20	21
1980	Tidewater	13-7	2.96	27	25	7	0	0	170.0	165	69	56	64	88
	New York (NL)	1-1	4.34	6	6	1	1	0	29.0	40	14	14	8	13
1981	New York (NL)	5-10	3.90	23	23	1	0	0	136.0	130	65	59	34	54
1982	New York (NL)	7-13	5.14	37	22	1	0	3	147.0	185	100	84	60	63
1983	Houston	10-6	3.72	24	24	2	2	0	145.0	143	67	60	46	73
1984	Houston	5-11	4.68	31	29	0	0	0	154.0	179	96	80	43	83
1985	Houston	18-8	3.29	36	35	4	2	0	221.2	194	91	81	80	137
1986	Houston	18-10	*2.22	37	37	7	5	0	*275.1	182	73	68	72	*306
1987	Houston	16-13	3.23	36	36	8	3	0	247.2	199	94	89	79	233
1988	Houston	14-8	2.92	32	32	8	5	0	218.2	162	74	71	53	190
1989	Houston	*20-10	3.10	33	32	9	2	0	229.0	180	87	79	62	172
MINOR LEAGUE TOTALS		48-35	3.29	108	102	33	4	0	694.0	634	313	254	246	337
HOUSTON TOTALS		101-66	3.19	229	225	38	19	0	1491.1	1239	582	528	435	1194
MAJOR LEAGUE TOTALS		115-93	3.47	313	285	41	20	3	1855.1	1653	796	716	557	1345

## MAJOR LEAGUE HITTING TOTALS

	AVG.	AB	H	HR	RBI
1989	.133	75	10	1	10
Lifetime	.124	599	74	2	44

Last Home Run: 9/23/89 at San Francisco (Rick Reuschel)

## WON-LOST (SHUTOUTS) VS. NATIONAL LEAGUE WITH HOUSTON

ATL	CHI	CIN	LA	MON	NY	PHI	PIT	SD	SF	STL
8-8(3)	8-5	13-3(2)	15-8(4)	7-4(2)	4-7	8-4(1)	7-5(3)	15-7(3)	13-9(1)	3-6

## ALL-STAR GAME RECORD

YEAR	LEAGUE/SITE	W-L	ERA	G	GS	CG	SHO	SV	IP	H	R	ER	BB	SO
1986	National/Hou.	0-0	9.00	1	0	0	0	0	1.0	1	1	1	0	2
1987	National/Dak.	0-0	0.00	1	1	0	0	0	2.0	1	0	0	0	1
1989	National/Cal.													
TOTALS		0-0	3.00	2	1	0	0	0	3.0	2	1	1	0	3

## CHAMPIONSHIP SERIES RECORD

YEAR	CLUB/OPP	W-L	ERA	G	GS	CG	SHO	SV	IP	H	R	ER	BB	SO
1986	Hou. vs. NY	2-0	0.50	2	2	2	1	0	18.0	8	1	1	1	19

## Versus The National League

1989							Career						
W-L	ERA	G	IP	H	ER	CLUB	W-L	ERA	G	IP	H	ER	
2-1	3.23	4	30.2	25	11	Chicago	10-8	4.48	28	164.2	179	82	
1-2	3.32	3	19.0	20	7	Montreal	9-6	2.97	26	145.2	132	48	
2-0	2.08	2	13.0	10	3	New York	4-7	4.04	16	93.2	93	42	
2-0	1.13	2	16.0	9	2	Philadelphia	9-6	3.60	23	140.0	117	56	
2-0	1.64	3	22.0	13	4	Pittsburgh	7-9	3.75	26	148.2	138	62	
0-1	13.50	1	4.0	8	6	St. Louis	5-9	3.87	26	125.2	123	54	
9-4	2.84	15	104.2	85	33	Totals vs. East	44-45	3.78	145	818.1	782	344	
2-1	4.00	4	27.0	19	12	Atlanta	8-11	3.65	29	165.0	138	67	
—	—	—	—	—	—	Cincinnati	14-6	3.04	31	189.1	162	64	
—	—	—	—	—	—	Houston	2-3	5.92	6	24.1	33	16	
5-2	2.57	7	49.0	30	14	Los Angeles	17-10	2.69	36	234.1	178	70	
2-1	3.27	3	22.0	22	8	San Diego	16-8	3.27	33	215.0	187	78	
2-2	4.10	4	26.1	24	12	San Francisco	14-10	3.32	33	209.0	173	77	
11-6	3.33	18	124.1	95	46	Totals vs. West	71-48	3.23	168	1037.0	871	372	



### 1989 Pitching Breakdown

	W-L	ERA	G	IP	H	ER		W-L	ERA	G	IP	H	ER
Season	20-10	3.10	33	229.0	180	79	April	4-1	2.79	6	42.0	32	13
Dome	12-6	3.03	20	133.2	107	45	May	3-2	2.39	5	37.2	27	10
Road	8-4	3.21	13	95.1	73	34	June	6-1	2.20	7	49.0	37	12
Day	8-5	3.59	14	85.1	80	34	July	4-1	2.45	5	33.0	26	9
Night	12-5	2.83	19	143.1	100	45	August	1-2	5.75	5	31.1	34	20
Starter	19-10	3.12	32	228.0	179	79	Sept / Oct.	2-3	3.75	5	36.0	24	15
Reliever	1-0	0.00	1	1.0	1	0	Before ASG	14-5	2.58	20	139.2	106	40
							After ASG	6-5	3.93	13	69.1	74	39

### MIKE SCOTT GAME HIGHS

Longest Win Streak: 6, April 5-May 23, 1988  
 Longest Losing Streak: 6 (twice) - last time, June 27-August 7, 1984  
 Strikeouts: Starter - 14 (twice) last time June 15, 1987 vs. Cincinnati  
 Reliever - 3 (4 times) - last time, September 15, 1984 vs. San Diego  
 Walks: (fewest, CG) - 0 (7 times) - last time, July 29, 1988 at Los Angeles  
 Walks: (most) - 7, July 5, 1987 at Philadelphia  
 Innings Pitched: Starter: 9.0 (39 times) - last time, September 9, 1989 vs. San Francisco  
 Reliever - 6, August 18, 1982 at Cincinnati

### SCOTT'S CAREER FIELDING

	PO	A	E	PCT.
Pitcher	148	278	22	.951

### THE 300 CLUB

In 1986, Mike Scott became the 11th pitcher in major league history to fan 300 or more batters in a season. Here's a look at all 11:

Rube Wadell, Philadelphia (1903-301; 1904-349)  
 Walter Johnson, Washington (1910-313; 1912-303)  
 Bob Feller, Cleveland (1946-348)  
 Sandy Koufax, Los Angeles (1963-306; 1965-382; 1966-317)  
 Sam McDowell, Cleveland (1965-325; 1970-304)  
 Mickey Lolich, Detroit (1971-308)  
 Vida Blue, Oakland (1971-301)  
 Steve Carlton, Philadelphia (1972-310)  
 Nolan Ryan, California (1972-329; 1973-383; 1974-367; 1976-327; 1977-341); Texas (1989-301)  
 J.R. Richard, Houston (1978-303; 1979-313)  
 MIKE SCOTT, Houston (1986-306)

The Astros are the third club to have two pitchers strikeout more than 300 in a season in their careers, joining the A's (Wadell and Blue) and the Indians (Feller and McDowell).

The Astros have the top record in the Western Division since 1985. Here's the breakdown:

Houston	423-387	.522
Cincinnati	421-387	.521
Los Angeles	412-395	.511
San Francisco	410-400	.506
San Diego	394-415	.487
Atlanta	324-480	.403

Only New York (485-323, .600) and St. Louis (437-372, .540) posted better records in the National League.



## DAVE SMITH

### #45 - Righthanded Pitcher

**BIRTHDATE:** January 21, 1955

**1990 OPENING DAY AGE:** 35

**BIRTHPLACE:** San Francisco, Calif.

**HOME:** Olivenhain, Calif.

**BATS:** Right

**THROWS:** Right

**HEIGHT:** 6-1

**WEIGHT:** 195

**M.L. SERVICE:** 10 years

**CONTRACT STATUS:** Signed through 1990

**HOW OBTAINED:** Signed as the Astros' eighth round selection in the June 1976 draft.

**1989 HIGHLIGHTS:** Team's save leader for the fifth straight season, adding 25 to his Astros' career record 176. Ranked seventh in the National League in saves and ninth in games finished (44). Opened the season 0-2 with a 5.07 ERA in his first five outings, then earned saves in his final three April appearances. Allowed only two earned runs in 24 innings between May 3-July 13 (0.75 ERA) with a 1-0 record and 15 saves in 21 games. Had either a win or save in 10-of-11 outings between June 6-July 13. Collected six saves in May and July, his best single months. Converted saves successfully in 25-of-29 opportunities, and has 136 saves in his past 159 opportunities (85.3%) dating back to 1985. Allowed his first regular season home run in 171.1 innings, when Eddie Murray connected on July 27 for a pinch-hit, three-run, game-winner. Enters 1990 having allowed two home runs in his past 190.2 regular season innings. Became the first Astros pitcher to appear in 500 games on August 9 at San Diego. Extended Houston record to 514 career games pitched. Has the longest continuous service with original team of any National League pitcher. Ranks 13th on baseball's all-time save list, two behind Mike Marshall (178) and three behind Tug McGraw (179).

**CAREER RECAP: 1988**—Became club's all-time appearance leader on June 9 at Los Angeles with 432nd career game. Became 12th reliever in baseball history to earn 150 saves on September 22 against Atlanta. Grand slam by Chris James on July 16 at Philadelphia broke string of 112 straight homerless innings in 105 appearances. Converted 27 of 32 save opportunities (.844). Had at least one save vs. every National League team, except New York. Was 3-3 with 2.70 ERA and 17 saves at Astrodome. **1987**—Struck out 73 in 60 innings (NL reliever's second-best 1.22 K's per inning), his highest total since his rookie tally of 85 in 1980. Didn't allow a home run all season. Opened season with 27.2 straight scoreless innings. Converted first 15 save opportunities. Converted 24 of 28 (86%) save opportunities on the season. **1986**—Set new season (33) and career records for the Astros in saves, and finished third in the NL in saves, converting 33 of 39 opportunities. Was 2-1 with 16 saves in last 22 games. Made two appearances against the Mets in the NLCS, giving up two runs in Game Three and none in Game Six. **1985**—Tied with Ted Power of the Reds for second in the NL with 27 saves. Appeared in 64 games, which tied Joe Sambito's 1980 total for second on the all-time chart. Converted 27 of 31 save opportunities. **1984**—Earned four of his five saves in a period of six games from June 14 to July 4. **1983**—3-0 with 2.53 ERA and five saves over the first four months. **1982**—Despite battling a bad back, Smith still led the squad with 11 saves. Made the only start of his major league career vs. Los Angeles on June 27 (two innings, four hits, two walks, three balks), but left when his back ailment flared up. **1981**—4-0, 0.77 and five saves after the end of the strike. **1980**—Finished fourth in the N.L. Rookie of the Year voting after going 7-5 with a 1.92 ERA and 10 saves. First major league win was in his first appearance, downing Los Angeles on April 11. First major league save was against Chicago on June 16.

**IN THE MINORS:** A starter in most of his first four seasons before switching to the bullpen at mid-season of 1979.

**MISCELLANEOUS:** National Spokesman for the National Foundation for Ileitis and Colitis. Graduated from Poway (Calif.) High School in 1973 and attended San Diego State where he played for three years before the Astros drafted him in 1976. Smith was 14-16 with a 3.23 ERA in his three years at SDSU. He earned All-PCAA honors as a freshman in 1974.

**PERSONAL:** Smith, wife Mia, and sons Kellen (5/15/83) and Cameron (4/18/88) live in Olivenhain, California.

## SMITH'S CAREER TRANSACTIONS

- Selected by Houston Astros in eighth round of free-agent draft, June 8, 1976.
- On disabled list June 27 to July 18, 1982.

### DAVID STANLEY SMITH, JR.

YEAR	CLUB	W-L	ERA	G	GS	CG	SHO	SV	IP	H	R	ER	BB	SO
1976	Covington	5-5	2.69	15	12	6	1	2	97.0	80	40	29	28	71
1977	Cocoa	7-5	3.10	14	14	6	2	0	93.0	97	40	32	31	81
	Columbus	3-5	3.50	9	9	3	0	0	54.0	52	26	21	24	29
1978	Columbus	10-13	3.48	26	26	9	2	0	181.0	170	89	70	88	114
1979	Charleston	7-8	3.66	34	19	6	3	1	160.0	159	80	65	44	90
1980	Houston	7-5	1.92	57	0	0	0	10	103.0	90	24	22	32	85
1981	Houston	5-3	2.76	42	0	0	0	8	75.0	54	26	23	23	52
1982	Houston	5-4	3.84	49	1	0	0	11	63.1	69	30	27	31	28
1983	Houston	3-1	3.10	42	0	0	0	6	72.2	72	32	25	36	41
1984	Houston	5-4	2.21	53	0	0	0	5	77.1	60	22	19	20	45
1985	Houston	9-5	2.27	64	0	0	0	27	79.1	69	26	20	17	40
1986	Houston	4-7	2.73	54	0	0	0	33	56.0	39	17	17	22	46
1987	Houston	2-3	1.65	50	0	0	0	24	60.0	39	13	11	21	73
1988	Houston	4-5	2.67	51	0	0	0	27	57.1	60	26	17	19	38
1989	Houston	3-4	2.64	52	0	0	0	25	58.0	49	20	17	19	31
MINOR LEAGUE TOTALS		32-36	3.34	98	80	30	8	3	585.0	558	275	217	215	385
MAJOR LEAGUE TOTALS		47-41	2.54	514	1	0	0	176	702.0	601	236	198	240	479

Saves vs. the National League (1989 totals): ATL-27(4); CHI-13(1); CIN-17(2); LA-12(0); MTL-18(3); NY-9(2); PHI-12(4); PIT-17(2); STL-14(3); SD-17(1); SF-20(3)

#### MAJOR LEAGUE HITTING TOTALS

	AVG.	AB	H	HR	RBI
1989	.000	1	0	0	0
Lifetime	.073	41	3	0	1

#### ALL-STAR GAME RECORD

YEAR	LEAGUE/SITE	W-L	ERA	G	GS	CG	SHO	SV	IP	H	R	ER	BB	SO
1986	National/Hou.													

(did not play)

#### DIVISIONAL SERIES RECORD

YEAR	CLUB/OPP.	W-L	ERA	G	GS	CG	SHO	SV	IP	H	R	ER	BB	SO
1981	Hou. vs. LA	0-0	3.86	2	0	0	0	0	2.1	2	1	1	0	4

#### CHAMPIONSHIP SERIES RECORD

YEAR	CLUB/OPP.	W-L	ERA	G	GS	CG	SHO	SV	IP	H	R	ER	BB	SO
1980	Hou. vs. Phil.	1-0	3.86	3	0	0	0	0	2.1	4	1	1	2	4
1986	Hou. vs. NY	0-1	9.00	2	0	0	0	0	2.0	2	2	2	3	2
TOTALS		1-1	6.24	5	0	0	0	0	4.1	6	3	3	5	6

### Versus The National League

#### 1989

#### Career

W-L	ERA	G	IP	H	ER	CLUB	W-L	ERA	G	IP	H	ER
1-1	2.70	3	3.1	3	1	Chicago	5-4	3.21	34	47.2	39	17
0-0	1.29	5	7.0	4	1	Montreal	3-3	2.26	38	55.2	50	14
0-0	4.90	3	3.2	7	2	New York	5-3	3.31	36	49.0	51	18
0-0	4.50	4	4.0	4	2	Philadelphia	7-2	1.63	42	55.1	41	10
0-0	1.50	4	6.0	4	1	Pittsburgh	2-2	1.31	42	55.0	35	8
0-0	1.93	5	4.2	4	1	St. Louis	2-2	4.32	39	50.0	47	24
1-1	2.51	24	28.2	26	8	Totals vs. East	24-16	2.62	231	312.2	263	91
0-1	0.90	8	10.0	8	1	Atlanta	6-9	2.28	77	110.1	98	28
1-1	11.25	5	4.0	5	5	Cincinnati	3-6	2.43	57	74.0	56	20
0-0	2.70	6	6.2	6	2	Los Angeles	6-3	2.96	50	70.0	68	23
1-1	1.17	8	7.2	3	1	San Diego	4-5	3.31	48	65.1	68	24
0-0	0.00	1	1.0	1	0	San Francisco	4-2	1.55	51	69.2	48	12
2-3	2.76	28	29.1	23	9	Totals vs. West	23-25	2.47	283	389.1	338	107

### 1989 Pitching Breakdown

	W-L	ERA	G	IP	H	ER		W-L	ERA	G	IP	H	ER
Season	3-4	2.64	52	58.0	49	17	April	0-2	5.58	9	9.2	10	6
Dome	3-1	3.81	26	28.1	24	12	May	0-0	0.90	8	10.0	4	1
Road	0-3	1.52	26	29.2	25	5	June	1-0	0.90	9	10.0	8	1
Day	1-2	4.58	16	17.2	18	9	July	0-0	2.79	9	9.2	11	3
Night	2-2	1.79	36	40.1	31	8	August	2-2	4.91	10	11.0	13	6
Starter	—	—	—	—	—	—	Sept./Oct.	0-0	0.00	7	7.2	3	0
Reliever	3-4	2.64	52	58.0	49	17	Before ASG	1-2	2.14	29	33.2	23	8
							After ASG	2-2	3.33	23	24.1	26	9

### DAVE SMITH GAME HIGHS

Longest Winning Streak: 5 (twice) - last time, August 15-Sept. 10, 1980  
Longest Losing Streak: 4 (twice) - last time, June 18-July 13, 1986  
Strikeouts: 8, August 15, 1980 at San Diego  
Walks: 4 - May 7, 1983 at Atlanta  
Innings Pitched: Starter - 2.0, June 25, 1982 vs. Los Angeles  
Reliever - 5.0 (twice) - last time, May 7, 1983 at Atlanta

## SMITH'S CAREER FIELDING

	PO	A	E	PCT.
Pitcher	41	77	10	.922

## ALL-TIME SAVES LEADERS (Official Statistics Since 1969)

1. Rollie Fingers	341	11. Tug McGraw	179
2. RICH GOSSAGE	307	12. Mike Marshall	178
3. Bruce Sutter	300	13. <b>DAVE SMITH</b>	<b>176</b>
4. JEFF REARDON	266	14. STEVE BEDROSIAN	161
5. DAN QUISENBERRY	244	15. GREG MINTON	150
6. LEE SMITH	234	16. JOHN FRANCO	148
7. Sparky Lyle	222	17. WILLIE HERNANDEZ	147
8. GENE GARBER	218	18. Dave Giusti	140
9. DAVE RIGHETTI	188	19. Gary Lavelle	136
10. Kent Tekulve	184	20. BOB STANLEY	132

*Active Players in Caps*



## MIKE SIMMS

### #30 - Infielder

**BIRTHDATE:** January 12, 1967

**1990 OPENING DAY AGE:** 23

**BIRTHPLACE:** Orange, Calif.

**HOME:** Yorba Linda, Calif.

**BATS:** Right

**THROWS:** Right

**HEIGHT:** 6-4

**WEIGHT:** 185

**M.L. SERVICE:** None

**CONTRACT STATUS:** Signed through 1990

**HOW OBTAINED:** Signed as the Astros sixth round selection in the June 1985 draft.

**1989 HIGHLIGHTS:** Spent the year at Double A Columbus. Played in 18 games before suffering a sprained joint in the middle finger of his left hand on April 23. Was hitting .267 with three homers and 13 RBI when injured. Was limited to four games in May before returning to full-time duty in June. Hit .297 his first month back with nine doubles, two triples, six homers and 23 RBI in 27 games. Hit .274 and had 32 hits in 32 games in August. Also had single-month highs with seven home runs and 25 RBI. Finished the season with 20 home runs, second only to Eric Anthony's 28, and led the Mudcats with 81 RBI in 109 games. Hit .240 in 23 games at the Florida Instructional League with a homer and 18 RBI. Played winter baseball at Culiacan in the Mexican Pacific League.

**CAREER RECAP: 1988**—A Florida State League All-Star at Osceola. Hit a club record 16 homers and led the Astros with 73 RBI. Rated as the second-best major league prospect by *Baseball America* magazine. Hit .253 with a homer and 13 RBI at the Florida Instructional League. **1987**—Set a South Atlantic League record with 39 home runs and earned All-Star honors at Asheville. Broke old record of 35 homers set by Luis Laganas in 1966. Finished with 100 RBI. Hit .500 (9x18) with three homers and 10 RBI as Asheville lost a best-of-five playoff against Myrtle Beach. Went 5x5, including two home runs, with six RBI in Game Two. Hit .177 with one home run and 10 RBI at the Arizona Instructional League. **1986**—Hit .260 with four homers and 37 RBI in his second season at Sarasota in the Gulf Coast League. **1985**—Played in 21 games for Sarasota in his first pro season. Hit .271 with three homers and 18 RBI

**MISCELLANEOUS:** Drafted by the Astros in the sixth round of the June 1985 draft out of Esperanza (Calif.) High. Signed by scouts Doug Deutsch and Reggie Waller.

**PERSONAL:** Makes his off-season home in Yorba Linda, California.

## SIMMS' CAREER TRANSACTIONS

—Selected by the Astros in the sixth round of the June 1985 draft.

—On the disabled list from May 11-28, 1989.

### MICHAEL HOWARD SIMMS

YEAR	CLUB	AVG.	G	AB	R	H	2B	3B	HR	RBI	BB	SO	SB
1985	Sarasota	.271	21	70	10	19	2	1	3	18	6	26	0
1986	Sarasota	.260	54	181	33	47	14	1	4	37	22	48	2
1987	Asheville	.273	133	469	93	128	19	0	39	100	73	167	7
1988	Osceola	.243	123	428	63	104	19	1	16	73	76	130	9
1989	Columbus	.257	109	378	64	97	21	3	20	81	66	110	12
MINOR LEAGUE TOTALS:		.259	440	1526	263	395	75	6	82	309	243	481	30



## ALEX TREVINO

### #9 - Catcher

**BIRTHDATE:** August 26, 1957

**1990 OPENING DAY AGE:** 32

**BIRTHPLACE:** Monterrey, Mexico

**HOME:** Sugar Land, Texas

**BATS:** Right

**THROWS:** Right

**HEIGHT:** 5-11

**WEIGHT:** 180

**M.L. SERVICE:** 11 years, 2 days

**CONTRACT STATUS:** Signed through 1990

**HOW OBTAINED:** Signed by Tucson on April 13, 1988.

**1989 HIGHLIGHTS:** Batted a career-high .290 while serving as Houston's back-up catcher. Made 25 starts, batting .364 (32x88) and hitting safely in all but four. Tied career-bests with four RBI at Montreal on July 1 and four hits at New York on July 17. Hit .500 (12x24) during July with a home run and nine RBI in nine games. Batted .362 (21x58) on the road with 21 hits in 24 games. Batted .417 (5x12) vs. Montreal with seven RBI in five games. Had best success against Pascual Perez, batting .833 (5x6) with a home run and seven RBI in two starts. Second homer was game-winner off Joe Boever at Atlanta on September 20 in 14th inning of 7-6 win.

**CAREER RECAP: 1988**—Played majority of season in Houston after signing Triple A contract with Tucson in April. Started 15 games at Tucson, hitting .222 before contract was purchased by Houston on May 9. Started 56 games with Astros. Had career-high 17 doubles and tied career-best with five steals. Tied career-high with four hits at St. Louis on May 22. Stole home on June 14 at Cincinnati, one of five Houston steals of home. Hit both home runs at Dodger Stadium off Fernando Valenzuela on July 30 and John Tudor on September 8. Had season-best, seven-game hitting streak from August 18-24. **1987**—Started 34 games (33 at catcher, 1 in left). Hit .254 in a 21-game stretch while Mike Scioscia went on the DL. **1986**—Hit .262 in 89 games. Threw out 40% of opposing runners. **1985**—After hitting five homers in his first 1,517 at bats, Trevino hit six in 157 trips. Half of his hits were for extra bases. **1984**—Began the season with the Reds and appeared in six games before being traded to the Braves on April 24. Hit in a career-high 11 straight from May 13-29. **1983**—Played catcher, third base and second base for the Reds. **1982**—One of three players traded to the Reds (Greg Harris and Jim Kern were the others) for George Foster. Hit his first ML homer off Atlee Hammaker on 9/14 at Candlestick Park. **1981**—Spent the season with the Mets. **1980**—Started in 62 of the last 67 games and drove in a career-high 37 runs. **1979**—Made the jump from Class A to AAA and then on to the majors. Hit .294 at Tidewater to earn a promotion to the Mets.

**IN THE MINORS:** Led the Midwest League in putouts and assists, while collecting 100 hits in 1977. Contract was purchased by the Mets in 1974 from Victoria of the Mexican Central League.

**PERSONAL/MISCELLANEOUS:** Trevino has played for each NL West team except the Padres. As a teenager, he led his team to the Pony League World Series, where he played against future Astros teammate Juan Agosto. Attended the University of Nuevo Leon in Mexico. Trevino, wife Maritza Silva and daughters Briana Joy (10/23/84) and Marielle Elysia (8/20/88) make their home in Sugar Land, Texas.

### TREVINO'S CAREER TRANSACTIONS

- Sold to the New York Mets by Victoria of the Mexican League, May 21, 1974.
- Traded to Cincinnati along with Jim Kern (P) and Greg Harris (P) for George Foster (OF) on February 10, 1982.
- Traded to Atlanta on April 24, 1984 for player to be named later (later settled for a cash).
- Traded to San Francisco on April 17, 1985 for John Raab (OF).
- Traded to Los Angeles on December 11, 1985 for Candy Maldonado (OF).
- Released by Dodgers on April 3, 1988.
- Signed by the Tucson Toros (AAA) on April 13, 1988.
- Contract purchased by Houston on May 10, 1988.

### ALEJANDRO TREVINO (CASTRO)

YEAR	CLUB	AVG.	G	AB	R	H	2B	3B	HR	RBI	BB	SO	SB
1973	Ciudad Victoria	.231	12	26	3	6	1	0	0	2	2	4	0
1974	Marion	.063	12	16	0	1	0	0	0	1	0	2	0
1975	Marion	.200	22	60	10	12	1	0	0	3	8	7	0
1976	Lynchburg	.201	94	284	17	57	11	2	0	31	24	49	5
1977	Wassau	.237	128	422	57	100	10	0	2	36	69	69	6
1978	Tidewater	.294	87	262	44	77	13	2	5	37	25	31	1
	New York (NL)	.250	6	12	3	3	0	0	0	0	1	2	0
1979	New York (NL)	.271	79	207	24	56	11	1	0	20	20	27	2
1980	New York (NL)	.256	106	355	26	91	11	2	0	37	13	41	0
1981	New York (NL)	.262	56	149	17	39	2	0	0	10	13	19	3
1982	Cincinnati	.251	120	355	24	89	10	3	1	33	34	34	3
1983	Cincinnati	.216	74	167	14	36	8	1	1	13	17	20	0
1984	Cincinnati	.167	6	6	0	1	0	0	0	0	0	2	0
	Atlanta	.244	79	266	36	65	16	0	3	28	16	27	5
1985	San Francisco	.217	57	157	17	34	10	1	6	19	20	24	0
1986	Los Angeles	.262	89	202	31	53	13	0	4	26	27	35	0
1987	Los Angeles	.222	72	144	16	32	7	1	3	16	6	28	1
1988	Tucson	.222	15	45	5	10	3	1	0	3	2	8	0
	Houston	.249	78	193	19	48	17	0	2	13	24	29	5
1989	Houston	.290	59	131	15	38	7	1	2	16	7	18	0
MINOR LEAGUE TOTALS		.236	370	1115	136	263	39	5	7	113	130	170	12
HOUSTON TOTALS		.265	137	324	34	86	24	1	4	29	31	47	5
MAJOR LEAGUE TOTALS		.250	881	2344	242	585	112	10	22	231	198	306	19

Pinch hitting as an Astro: (1989 totals) .077 26-2-0-1 (.048, 21-1-0-1)

### Versus The National League

1989					Career					
AVG.	AB	H	HR	RBI	CLUB	AVG.	AB	H	HR	RBI
.214	14	3	0	2	Chicago	.300	180	54	0	17
.417	12	5	1	7	Montreal	.241	224	54	1	26
.571	7	4	0	0	New York	.283	127	36	2	12
.400	5	2	0	0	Philadelphia	.189	196	37	2	16
.333	6	2	0	0	Pittsburgh	.248	238	59	0	20
.273	11	3	0	0	St. Louis	.283	219	62	2	15
.345	55	19	1	9	Totals vs. East	.255	1184	302	7	106
.294	17	5	1	2	Atlanta	.237	211	50	4	26
.250	20	5	0	1	Cincinnati	.232	194	45	1	19
—	—	—	—	—	Houston	.199	166	33	3	13
.154	13	2	0	2	Los Angeles	.258	213	55	3	29
.286	21	6	0	2	San Diego	.316	196	62	1	18
.200	5	1	0	0	San Francisco	.211	180	38	3	20
.250	76	19	1	7	Totals vs. West	.244	1160	283	15	125

### 1989 Batting Breakdown

	AVG.	AB	H	HR	RBI		AVG.	AB	H	HR	RBI
Season	.290	131	38	2	16	April	.143	14	2	0	2
Dome	.233	73	17	1	8	May	.267	15	4	0	0
Road	.362	58	21	1	8	June	.273	22	6	0	1
Day	.382	34	13	0	1	July	.500	24	12	1	9
Night	.258	97	25	2	15	August	.280	25	7	0	2
vs. RHP	.325	80	26	2	12	Sept./Oct.	.226	31	7	1	2
vs. LHP	.235	51	12	0	4	Before ASG	.279	61	17	1	10
						After ASG	.300	70	21	1	6

### ALEX TREVINO GAME HIGHS

Most Hits: 4 (3 times) - last time, July 17, 1989 at New York  
Most RBI: 4, (twice) - last time, July 1, 1989 at Montreal  
Most Home Runs: 1 (22 times) - last time, September 20, 1989 at Atlanta  
Longest Hitting Streak: 11, May 13-29, 1984.

### TREVINO'S "MULTIPLE" GAMES

	HITS	RBI	HR
2 in a Game	103	36	—
3 in a Game	18	7	—
4 in a Game	3	2	—

### TREVINO'S CAREER FIELDING

	PO	A	E	PB	PCT.
Catcher	3692	390	86	40	.979
First Base	17	8	0	—	1.000
Second Base	8	7	0	—	1.000
Third Base	22	55	7	—	.917
Outfield	4	0	4	—	1.000



### TERRY WELLS

#### #59 - Lefthanded Pitcher

**BIRTHDATE:** September 10, 1963

**1990 OPENING DAY AGE:** 26

**BIRTHPLACE:** Kankakee, Ill.

**HOME:** Calumet City, Ill.

**BATS:** Left

**THROWS:** Left

**HEIGHT:** 6-3

**WEIGHT:** 205

**M.L. SERVICE:** None

**CONTRACT STATUS:** Signed through 1990

**HOW OBTAINED:** Selected by the Astros in the eighth round of the June 1985 draft.

**1989 HIGHLIGHTS:** Opened the season at Double A Columbus. Worked in 23 games for the Mudcats and had a 2-3 record with a 4.63 ERA and two saves. His best month was May when he appeared in 15 games and had a 2-2 mark with a 2.25 ERA and one save out of the bullpen. Allowed only six earned runs in 24 innings, while striking out 21. Made one start for the Mudcats, allowing four earned runs in 3.2 innings of a no-decision. Moved to Triple A Tucson at the end of May and finished the season there. Was 0-5 with a 5.77 ERA for the Toros. Averaged just under one strikeout per inning, fanning 47 in 48.1 frames. Was used as a spot starter and had an 0-2 mark with a 5.06 ERA in four games. Was 0-3 with a 6.33 ERA in 22 games as a reliever. Worked in 15 games at the Florida Instructional League and had a 3.00 ERA in 21.2 innings. Allowed only seven earned runs, walked 12 and struck out 22.

**CAREER RECAP: 1988**—Had a 5-5 record and a 4.57 ERA with one save at Columbus. Made eight starts among his 37 appearances and tossed one shutout. Had 109 strikeouts in 108.1 innings. Was 0-1 with a 2.42 ERA in 16 games at the Florida Instructional League. **1987**—Used primarily as a starter at Osceola. Had a 3-1 record from June 13-July 4 when he allowed only two earned runs in 31.2 innings (0.57 ERA). Had a 1.35 ERA in his three relief appearances. Was 1-0 with a 3.55 ERA in 13 games at the Arizona Instructional League. **1986**—Tied for second on the Asheville staff with 12 wins. Worked exclusively as a starter. **1985**—Was 4-4 with a 2.74 ERA in 13 games for Auburn.

**MISCELLANEOUS:** Fanned 129 in 72 innings as a senior at Kankakee (Ill.) Westview High before signing with the University of Illinois. Had an 11-11 mark in four seasons at Illinois, striking out 183 in 171.1 innings. Pitched in 1981 National Sports Festival. Selected by the Astros in the eighth round of the June 1985 draft. Signed by scout C.V. Davis. His teams reached the post-season in each of his first three years as a pro (Auburn-1985, Asheville-1986, Osceola-1987). Missed making the playoffs by a half game at Columbus in 1988.



**PERSONAL:** He and wife Michelle make their off-season home in Calumet City, Illinois.

## WELLS' CAREER TRANSACTIONS

- Selected by the Cleveland Indians in the 11th round of the June 1981, draft.
- Selected by the Chicago White Sox in the eighth round of the June, 1984 draft.
- Selected by the Astros in the eighth round of the June, 1985 draft.

### TERRY WELLS

YEAR	CLUB	W-L	ERA	G	GS	CG	SHO	SV	IP	H	R	ER	BB	SO
1985	Auburn	4-4	2.74	13	9	0	0	1	62.0	35	19	19	51	46
1986	Asheville	12-6	4.53	26	26	1	0	0	136.2	125	87	69	83	125
1987	Osceola	7-9	4.76	26	23	2	0	0	130.1	118	74	69	82	93
1988	Columbus	5-5	4.57	37	8	1	1	1	108.1	92	58	55	85	109
1989	Columbus	2-3	4.63	23	1	0	0	2	46.2	44	25	24	31	38
	Tucson	0-5	5.77	26	4	0	0	0	48.1	57	32	31	36	47
MINOR LEAGUE TOTALS		30-32	4.51	151	71	4	1	4	532.1	471	295	267	368	458



## GLENN WILSON

### #12 - Outfielder

**BIRTHDATE:** December 22, 1958

**1990 OPENING DAY AGE:** 31

**BIRTHPLACE:** Baytown, Texas

**HOME:** Montgomery, Texas

**BATS:** Right

**THROWS:** Right

**HEIGHT:** 6-1

**WEIGHT:** 190

**M.L. SERVICE:** 7 years, 102 days

**CONTRACT STATUS:** Signed through 1990.

**HOW OBTAINED:** Acquired from the Pittsburgh Pirates on August 18, 1989, in exchange for Billy Hatcher.

**1989 HIGHLIGHTS:** Hit .216 in 28 games with Houston, which included a pair of homers and 15 RBI. Was hitting .282 when acquired by the Astros. Went 2x5 with a double and an RBI in his first game as an Astro to extend his hitting streak to a season-best 10 games. Had an RBI in his first seven games as an Astro at home. Hit .275 with both home runs and 11 RBI in 14 games at the Astrodome. Had 10 outfield assists, six in 25 games for the Astros. His assist total was tied for fifth in the National League. Recorded the 1,000th hit of his career with a double off Los Angeles' Mike Morgan on September 4. Bothered by a hamstring pull the final three weeks of the season and had just 20 at-bats after September 10. Had a pair of nine-game hitting streaks with the Pirates and hit in 16-of-17 games from May 6-28 (.418, 28x67). Hit in all 16 starts during that streak and had eight straight multi-hit games from May 20-28 (.486, 18x37), which included five doubles, a triple, two home runs and nine RBI. Hit .366 in May (30x82).

**CAREER RECAP: 1988**—Split season between Seattle and Pittsburgh, hitting a combined .256 with five home runs and 32 RBI in 115 games. Acquired from Mariners by Pirates on July 21 in exchange for outfielder Darnell Coles. Placed on D.L. by Pittsburgh on August 5 after having arthroscopic surgery on right knee. Hit in seven straight games from September 14-21, including third two-home run game of career on September 15 at Montreal. **1987**—Led National League outfielders in assists (18) for third straight year. Made only pitching appearance of career, working one scoreless inning with one strikeout at New York on August 5. **1986**—Slammed a career-best 15 home runs. Tied major league record for outfielders with two assists in one inning at San Diego on May 21. Led all National League outfielders in assists (20) and doubleplays (5). Hit .357 (20x56) during 13-game hitting streak from June 1-14. **1985**—Named to All-Star Game and struck out in only at-bat. Finished fifth in National League with career-best 102 RBI and second in league with 39 doubles. 18 outfield assists led league while four double plays tied for tops in N.L. Hit pinch-hit homer off Ron Darling at New York on May 12 and inside-the-park homer off Darling on June 12. Drove in 14 runs in five-game span between June 9-13. Hit first career grand slam and had career-best five RBI in two-homer game at Chicago on September 27. **1984**—Acquired by Phillies from Detroit on March 24 along with John Wockenfuss for Dave Bergman and Willie Hernandez. Appeared in only four games in career at third base. **1983**—First full major league season. Had 14-game hitting streak from July 31 (first game) to August 13. **1982**—Recalled by

Detroit on March 14 and made major league debut next night. First major league hit came on March 16, a double off New York's Ron Guidry. Hit first career home run off Kansas City's Dave Frost on March 19. Hitting .342 when optioned to AAA-Evansville on May 6. Recalled on July 15. Had a career-high 19-game hitting streak from August 13-September 2 to set a Tigers rookie record. Hit .385 in August (47x122) with eight home runs and 22 RBI. Hospitalized in Baltimore on September 21 with acute muscle strain in back.

**IN THE MINORS:** Finished eighth in Southern League in batting in 1981. Played exclusively as third baseman first year (1980) in minor leagues.

**MISCELLANEOUS:** Selected in first round of June, 1980 draft (18th pick overall) by Detroit Tigers. Two-time All American (1979-.375, 12 HR, 55 RBI & 1980-.439, 11 HR, 58 RBI) in baseball at Sam Houston State University in Huntsville. Also was All-Conference punter in college. Graduate of Channelview High School, earning letters in baseball, basketball, football and track & field.

**PERSONAL:** Owns and operates Glenn Wilson's "Hit and Run" Exxon station in Montgomery. Received Good Guy Award, given by the Philadelphia Sportswriters Association in 1986. Glenn, wife Kim, and sons Glenn, Jr. (12/16/82) and Lance (10/23/86) make their home in Montgomery.

## WILSON'S CAREER TRANSACTIONS

- Selected by Detroit Tigers in 1st round (18th selection overall) of June, 1980 draft.
- On disabled list from May 27-June 9 and June 17-27, 1982.
- Acquired by Philadelphia Phillies on March 24, 1984, along with John Wocken-fuss (C-INF) for Dave Bergman (INF) and Willie Hernandez (P).
- Acquired by Seattle Mariners on December 9, 1987, along with Dave Brundage (OF) and Mike Jackson (P) for Phil Bradley (OF) and Tom Fortugno (P).
- Acquired by Pittsburgh Pirates on July 21, 1988 for Darnell Coles (OF).
- On the disabled list from August 5-20, 1988.
- Acquired by Houston Astros on August 18, 1989 for Billy Hatcher (OF).

### GLENN DWIGHT WILSON

YEAR	CLUB	AVG.	G	AB	R	H	2B	3B	HR	RBI	BB	SO	SB
1980	Montgomery	.264	77	284	36	75	16	2	7	31	14	52	3
1981	Birmingham	.306	124	496	77	152	24	6	18	82	23	56	7
	Evansville	.243	10	37	5	9	2	0	2	7	3	7	0
1982	Evansville	.279	42	165	24	46	7	2	10	33	9	37	4
	Detroit	.292	84	322	39	94	15	1	12	34	15	51	2
1983	Detroit	.268	144	503	55	135	25	6	11	65	25	79	1
1984	Philadelphia	.240	132	341	28	82	21	3	6	31	17	56	7
1985	Philadelphia	.275	161	608	73	167	39	5	14	102	35	117	7
1986	Philadelphia	.271	155	584	70	158	30	4	15	84	42	91	5
1987	Philadelphia	.264	154	569	55	150	21	2	14	54	38	82	3
1988	Seattle	.250	78	284	28	71	10	1	3	17	15	52	1
	Pittsburgh	.270	37	126	11	34	8	0	2	15	3	18	0
1989	Pittsburgh	.282	100	330	42	93	20	4	9	49	32	39	1
	Houston	.216	28	102	8	22	6	0	2	15	5	14	0
MINOR LEAGUE TOTALS		.287	244	982	142	282	49	10	37	153	49	152	14
AL TOTALS		.271	306	1109	122	300	50	8	26	116	55	182	4
NL TOTALS		.265	767	2660	287	706	145	18	62	350	172	417	23
MAJOR LEAGUE TOTALS		.267	1073	3769	409	1006	195	26	88	466	227	599	27

Career Pinch Hitting: (1989 Totals) .232, 56-13-1-10 (.267, 15-4-0-6)

### ALL-STAR GAME RECORD

YEAR	CLUB/SITE	AVG.	G	AB	R	H	2B	3B	HR	RBI	BB	SO	SB
1985	N.L./Minn.	.000	1	1	0	0	0	0	0	0	0	1	0

In their 28 years in the National League, the Astros have had just three players hit for the cycle. Cesar Cedeno was the first to accomplish it, by driving in four runs against the Reds at Houston in a 10-1 win on August 2, 1972. Cedeno repeated his effort on August 9, 1976 when he drove in five runs in a 13-4 win at St. Louis. Bob Watson was the last Houston player to hit for the cycle, but he took 11 innings to do it. Watson drove in five of the Astros' six runs in a 6-5 win over San Francisco on June 24, 1977 at Houston.

## Versus The National League

1989						Career				
AVG.	AB	H	HR	RBI	CLUB	AVG.	AB	H	HR	RBI
.183	60	11	1	7	Chicago	.249	305	76	8	42
.261	46	12	1	6	Montreal	.260	288	75	9	37
.313	16	5	0	6	New York	.302	242	73	9	42
.276	29	8	1	7	Philadelphia	.244	41	10	1	9
.077	13	1	0	0	Pittsburgh	.285	253	72	4	34
.339	62	21	1	8	St. Louis	.280	325	91	5	30
.257	226	58	4	34	Totals vs. East	.273	1454	397	36	194
.364	33	12	2	9	Atlanta	.249	185	46	2	14
.125	24	3	0	2	Cincinnati	.226	212	48	6	28
.415	41	17	0	4	Houston	.297	219	65	6	33
.267	30	8	1	5	Los Angeles	.241	191	46	2	29
.244	41	10	3	3	San Diego	.239	201	48	5	21
.189	37	7	1	7	San Francisco	.283	198	56	5	31
.277	206	57	7	30	Totals vs. West	.256	1206	309	26	156

### 1989 Batting Breakdown

	AVG.	AB	H	HR	RBI		AVG.	AB	H	HR	RBI
Season	.266	432	115	11	64	April	.200	65	13	3	12
Dome	.304	79	24	2	13	May	.366	82	30	4	14
Road	.258	353	91	9	51	June	.229	48	11	0	4
Day	.253	150	38	4	23	July	.243	74	18	2	12
Night	.273	282	77	7	41	August	.292	106	31	1	14
vs. RHP	.239	289	69	7	39	Sept./Oct.	.211	57	12	1	8
vs. RHP	.322	143	46	4	25	Before ASG	.264	220	58	7	31
						After ASG	.269	212	57	4	33

### GLENN WILSON'S GAME HIGHS

Most Hits: 4 (four times) - last time, September 15, 1988 at Montreal  
 Most RBI: 5, September 27, 1985 at Chicago  
 Most Home Runs: 2 (4 times) - last time, July 17, 1987 at San Diego  
 Longest Hitting Streak: 19, August 13-September 2, 1982  
 Last Grand Slam: September 27, 1985 at Chicago (Fontenot)

## WILSON'S "MULTIPLE" GAMES

	HITS	RBI	HR
2 in a Game	206	60	4
3 in a Game	44	29	—
4 in a Game	4	2	—
5 in a Game	—	1	—

## WILSON'S CAREER FIELDING

	PO	A	E	PCT.
Outfield	1995	95	48	.978
First Base	36	3	0	1.000
Third Base	6	3	2	.818

The Astros have finished with a winning record at home in each of the last 15 seasons, the longest current streak in the league. Since 1980, Houston has the best home record in the National League. Here's a look at the top five:

Houston	452-330	.578
New York	446-335	.571
Los Angeles	442-343	.563
St. Louis	439-343	.561
Montreal	429-354	.548



## GERALD YOUNG

### #2 - Outfielder

**BIRTHDATE:** October 22, 1964

**1990 OPENING DAY AGE:** 25

**BIRTHPLACE:** Tela, Honduras

**HOME:** Santa Ana, Calif.

**BATS:** Switch

**THROWS:** Right

**HEIGHT:** 6-2

**WEIGHT:** 185

**M.L. SERVICE:** 2 year, 89 days

**CONTRACT STATUS:** Signed through 1990

**HOW OBTAINED:** Acquired from the New York Mets on September 1, 1984, with Manny Lee and Mitch Cook in exchange for Ray Knight.

**1989 HIGHLIGHTS:** Led all National League outfielders in fielding percentage (.998), putouts (412), assists (15), total chances (428) and double plays (5). Had four more total chances than San Francisco's Brett Butler (424) and led every other N.L. outfielder by at least 43 total chances. Ranked eighth in the National League with a team-leading 34 stolen bases. Tied his own club record with four steals in a game at Pittsburgh on May 28. Had 31 stolen bases at the All-Star break, but knee problems limited him to three steals in 12 attempts after. Was successful on only one of his last 10 attempts after July 17. Hit safely in a season-best 10 straight games from June 11-23 (.394, 13x33) and in 14-of-15 from June 11-28 (.388, 19x49). Hit .281 in June (29x103) with 11 RBI and .293 in August (22x75). Tied for fourth on the club with Rafael Ramirez with 31 multi-hit games. Led the Astros with a career-best 74 walks, including 21 in 24 games in May. Reached base safely via hit or walk in 63-of-71 games between May 12-August 3. Extended homer-less streak to 1,146 at-bats and 306 games since hitting his only major league home run off Dave Dravecky at San Francisco on September 16, 1987.

**CAREER RECAP: 1988**—Set single-season records for steals (65) and caught stealing (27) in his first full season in the majors. Was second in the National League and third in the majors in steals. Tied for third in the league in triples (9). Led team in walks (66) and tied a club record with four in a game at Philadelphia on July 14. Tied Billy Hatcher for team lead in runs (79). Hit .308 in May, which included single-month bests of 32 hits and 10 RBI. Reached base in 11-of-15 plate appearances between July 9-14. Had a career-best, 12-game hitting streak from August 21-September 4. Hit safely in 21-of-22 games between August 21-September 15. Went 576 at-bats without hitting a home run, most in the majors. Had 36 multi-hit games, including a pair of four-hit contests. Had 16 multi-steal games. Went to Instructional League in October to work on bunting. Attended Rod Carew's hitting school in January for the same purpose. **1987**—Joined Astros on July 8 when Billy Hatcher was placed on the DL and won the starting centerfield spot. After slow .204 start (11-54) in first 13 games, hit .350 (77-220) the rest of the way. Ended season with .321 average, the highest average among all NL rookies with 150-or-more at bats. Rapped his first major league hit, a single off New York's John Mitchell, on July 9. Stole his first base against former minor league roommate, Dwight Gooden, on July 10. Finished fifth in NL Rookie of the Year balloting. Had a club-record four steals at Los Angeles on September 14. Compiled team-leading .291 average at Tucson and finished second in the PCL in steals with 43 despite playing just 86 games for the Toros before being called up to Houston.

**IN THE MINORS:** Led the Columbus Astros with 101 runs and 54 steals in the club's Southern League championship season in 1986. Led the SL in steals, finished third in runs, and fifth in at bats (539). Finished second in the FSL in runs and fourth in walks in 1985. Was sixth in the SAL in steals and had a five-hit game vs. Gastonia while at Asheville in 1984. Led the Appalachian League in hit-by-pitch in 1982 (6).

**MISCELLANEOUS:** Young was drafted by the New York Mets in the fifth round of the June 1982 draft.

**PERSONAL:** Young is single and lives in Santa Ana, California in the off-season.

### YOUNG'S CAREER TRANSACTIONS

- Selected by the Mets in the fifth round of the June 1982 draft.
- Acquired by the Astros along with Manny Lee (INF) and Mitch Cook (P) for Ray Knight (INF) on September 1, 1984.

# GERALD ANTHONY YOUNG

YEAR	CLUB	AVG.	G	AB	R	H	2B	3B	HR	RBI	BB	SO	SB
1982	Kingsport	.178	59	197	27	35	6	1	0	15	33	52	7
1983	Sarasota	.237	56	177	34	42	7	2	1	14	35	29	11
1984	Columbia	.212	124	396	69	84	14	3	1	52	84	69	43
1985	Osceola	.255	133	474	88	121	20	9	3	48	86	48	31
1986	Columbus	.280	136	539	101	151	30	4	9	61	67	57	*54
1987	Tucson	.291	86	340	59	99	15	5	2	31	47	32	43
	Houston	.321	71	274	44	88	9	2	1	15	26	27	26
1988	Houston	.257	149	576	79	148	21	9	0	37	66	66	65
1989	Houston	.233	146	533	71	124	17	3	0	38	74	60	34
MINOR LEAGUE TOTALS		.251	594	2123	378	532	92	24	16	221	352	287	189
MAJOR LEAGUE TOTALS		.260	366	1383	194	360	47	14	1	90	166	153	125

Pinch Hitting as an Astro: (1989 totals) .444, 9-4-0-2 (.500, 2-1-0-0)

## Versus The National League

1989						Career					
AVG.	AB	H	HR	RBI	CLUB	AVG.	AB	H	HR	RBI	
.348	46	16	0	7	Chicago	.376	117	44	0	11	
.238	42	10	0	1	Montreal	.222	108	24	0	7	
.156	45	7	0	5	New York	.234	94	22	0	8	
.233	43	10	0	5	Philadelphia	.235	98	23	0	9	
.207	29	6	0	1	Pittsburgh	.237	97	23	0	6	
.161	31	5	0	0	St. Louis	.271	107	29	0	4	
.229	236	54	0	19	Totals vs. East	.266	621	165	0	45	
.224	58	13	0	5	Atlanta	.276	156	43	0	12	
.302	53	16	0	0	Cincinnati	.276	134	37	0	4	
.234	64	15	0	5	Los Angeles	.246	130	32	0	8	
.213	61	13	0	2	San Diego	.215	172	37	0	7	
.213	61	13	0	7	San Francisco	.271	170	46	1	14	
.236	297	70	0	19	Totals vs. West	.256	762	195	1	45	

## 1989 Batting Breakdown

	AVG.	AB	H	HR	RBI		AVG.	AB	H	HR	RBI
Season	.233	533	124	0	38	April	.194	93	18	0	1
Dome	.247	267	66	0	19	May	.202	84	17	0	7
Road	.218	266	58	0	19	June	.282	103	29	0	11
Day	.265	162	43	0	16	July	.228	92	21	0	8
Night	.218	371	81	0	22	August	.293	75	22	0	4
vs. RHP	.231	386	89	0	27	Sept./Oct.	.198	86	17	0	7
vs. LHP	.238	147	35	0	11	Before ASG	.232	311	72	0	23
						After ASG	.234	222	52	0	15

## GERALD YOUNG GAME HIGHS

Most Hits: 4 (5 times) - last time, August 30, 1989 at Chicago  
Most RBI: 3, August 30, 1989 at Chicago  
Most Runs: 3 (3 times) - last time, May 28, 1989 at Pittsburgh  
Most Home Runs: 1, Sept. 16, 1987 at San Francisco  
Most Stolen Bases: 4 (twice) - last time, May 28, 1989 at Pittsburgh  
Longest Hitting Streak: 12, August 21 - Sept. 4, 1988

## YOUNG'S "MULTIPLE" GAMES

	HITS	RBI	HR	SB
2 in a Game	69	12	—	19
3 in a Game	18	1	—	3
4 in a Game	5	—	—	2

## YOUNG'S CAREER FIELDING

	PO	A	E	PCT.
Outfield	912	30	7	.993

## NON-ROSTER PLAYERS INVITED TO SPRING TRAINING



### LUIS AGUAYO

#17 - Infielder

**BIRTHDATE:** March 13, 1959

**1990 OPENING DAY AGE:** 31

**BIRTHPLACE:** Vega Baja, P.R.

**HOME:** Dorado, P.R.

**BATS:** Right

**THROWS:** Right

**HEIGHT:** 5-9

**WEIGHT:** 190

**M.L. SERVICE:** 8 years, 163 days

**CONTRACT STATUS:** Signed through 1990

**HOW OBTAINED:** Invited to spring training as a non-roster player on January 26, 1990.

**1989 HIGHLIGHTS:** Split time between second (10 games), short (15), and third (19) for the Indians while hitting a career-low .175 with a homer and eight RBI. Had a pair of multi-hit games and one multi-RBI game during the year. Hit his only homer on July 4 at Cleveland off the White Sox Melido Perez. Placed on the 15-day DL on August 8 with a pulled left groin muscle. Activated on September 1. Hit .316 this winter for Ponce to finish eighth in the Puerto Rican League.

**CAREER RECAP:** **1988**—Began the season with Philadelphia, but was traded to the New York Yankees on July 15 for pitcher Amalio Carreno. Hit safely in 11 of his first 16 games with New York. Hit his first AL homer off Mike Birkbeck of Milwaukee on August 1. Homered in back-to-back games on September 12 & 13. **1987**—Hit a career-high 12 homers, the most for a Phillie shortstop since Bobby Morgan hit 14 in 1954. Twice hit two homers in a game (May 8 at Cincinnati, May 25 at San Diego). **1986**—Started 30 games at short. **1985**—Hit two homers in San Diego on September 8. **1984**—Had a career-best six-game hitting streak from August 19-28. **1983**—Broke his right forearm playing winter ball in Puerto Rico and missed the first two months of the season. Spent the year at Portland bouncing back from the injury. **1982**—Spent all year with the Phillies, hitting .268. **1981**—Spent his first full season with the Phillies. **1980**—Made his ML debut. First hit was on April 19 vs. Montreal (Dale Murray) and his first homer was on May 1 at Shea Stadium (Pete Falcone).

**IN THE MINORS:** Led the Carolina League second basemen in assists and fielding percentage in 1977.

**PERSONAL/MISCELLANEOUS:** Signed as a free agent by Jim Bunning and Luis Peraza in 1975. Played Little League, Babe Ruth and American Legion ball. Aguayo, wife Enid, and children Moses (7/6/82), Luis Bertho (12/10/83) and Miosotis (4/11/85) live in Dorado, P.R.

### AGUAYO'S CAREER TRANSACTIONS

- Signed as a free agent by Philadelphia on December 27, 1975.
- On disabled list, May 7-22, 1980.
- On disabled list, May 22 to August 30, 1980.
- On disabled list, March 23 to June 13, 1983.
- On disabled list, June 1-16, 1987.
- Traded to New York Yankees for Amalio Carreno (P) on July 15, 1988.
- Granted free agency, November 4, 1988.
- Signed by Cleveland, December 2, 1988.
- On disabled list, August 8 to September 1, 1989 with pulled left groin.
- Released by Cleveland, October 4, 1989.
- Invited to Spring Training by Houston as a non-roster player, January 26, 1990.

# LUIS AGUAYO

YEAR	CLUB	AVG.	G	AB	R	H	2B	3B	HR	RBI	BB	SO	SB
1976	Auburn	.249	51	197	27	49	9	2	0	23	122	17	7
	Spartanburg	.091	3	11	0	1	0	0	0	0	1	1	0
1977	Peninsula	.256	130	497	73	127	28	2	9	41	34	51	14
1978	Reading	.196	115	378	49	74	19	5	4	33	45	75	9
1979	Okla. City	.273	113	370	54	101	21	1	8	46	23	82	3
1980	Philadelphia	.277	20	47	7	13	1	2	1	8	2	3	1
	Okla. City	.244	84	291	37	71	19	2	9	40	21	21	2
1981	Philadelphia	.214	45	84	11	18	4	0	1	7	6	15	1
1982	Philadelphia	.268	50	56	11	15	1	2	3	7	5	7	1
1983	Portland	.284	71	229	38	65	14	3	5	33	24	39	7
	Philadelphia	.250	2	4	1	1	0	0	0	0	1	2	0
1984	Portland	.538	3	13	3	7	1	0	1	2	0	3	1
	Philadelphia	.278	58	72	15	20	4	0	3	11	8	16	0
1985	Philadelphia	.279	91	165	27	46	7	3	6	21	22	26	1
1986	Philadelphia	.211	62	133	17	28	6	1	4	13	28	26	1
1987	Philadelphia	.206	94	209	25	43	9	1	12	21	15	56	0
1988	Philadelphia	.247	49	97	9	24	3	0	3	5	13	17	2
	New York (AL)	.250	50	140	12	35	4	0	3	8	7	33	0
1989	Cleveland	.175	47	97	7	17	4	1	1	8	7	19	0
MINOR LEAGUE TOTALS		.249	570	1986	281	495	111	15	36	218	270	289	43
NL TOTALS		.240	471	867	123	208	35	9	33	93	80	168	7
AL TOTALS		.219	97	237	19	52	8	1	4	16	14	52	0
MAJOR LEAGUE TOTALS		.236	568	1104	142	260	43	10	37	109	94	220	7

Career Pinch Hitting: (1989 totals) .256, 82-21-4-9 ( .000, 5-0-0-0)

## Versus The National League

1989					Career					
AVG.	AB	H	HR	RBI	CLUB	AVG.	AB	H	HR	RBI
—	—	—	—	—	Chicago	.250	68	17	5	6
—	—	—	—	—	Montreal	.188	69	13	3	6
—	—	—	—	—	New York	.205	127	26	6	16
—	—	—	—	—	Philadelphia	—	—	—	—	—
—	—	—	—	—	Pittsburgh	.238	80	19	1	8
—	—	—	—	—	St. Louis	.296	71	21	1	8
—	—	—	—	—	Totals vs. East	.231	415	96	16	44
—	—	—	—	—	Atlanta	.289	83	24	2	5
—	—	—	—	—	Cincinnati	.239	92	22	4	8
—	—	—	—	—	Houston	.214	98	21	3	6
—	—	—	—	—	Los Angeles	.234	94	22	3	13
—	—	—	—	—	San Diego	.213	47	10	4	10
—	—	—	—	—	San Francisco	.342	38	13	0	7
—	—	—	—	—	Totals vs. West	.248	452	112	17	49

## LUIS AGUAYO'S GAME HIGHS

Most Hits: 4, May 4, 1985 vs. Houston  
Most RBI: 3 (4 times) - last time, September 8, 1985 at San Diego  
Most Home Runs: 2 (4 times) - last time, May 25, 1987 at San Diego  
Most Runs: 3, September 8, 1985 at San Diego  
Longest Hitting Streak: 6, August 19-28, 1984

## AGUAYO'S "MULTIPLE" GAMES

	HITS	RBI	HR
2 in a Game	42	12	4
3 in a Game	8	4	0
4 in a Game	1	0	0

## AGUAYO'S CAREER FIELDING

	PO	A	E	PCT.
Second Base	203	286	15	.970
Third Base	51	136	12	.940
Shortstop	233	441	28	.960





## ERIC ANTHONY

### #23 - Outfielder

**BIRTHDATE:** November 8, 1967

**1990 OPENING DAY AGE:** 22

**BIRTHPLACE:** San Diego, Calif.

**HOME:** Houston, Tex.

**BATS:** Left

**THROWS:** Left

**HEIGHT:** 6-2

**WEIGHT:** 195

**M.L. SERVICE:** 49 days

**CONTRACT STATUS:** Signed through 1990

**HOW OBTAINED:** Selected in the 34th round of the June 1986 draft.

**1989 HIGHLIGHTS:** Made major league debut on July 28 after having contract recalled from Columbus (AA). Went 0x4 vs. San Francisco, but recorded his first major league hit, a 414-foot home run off Rick Reuschel, on national TV on July 29. Also doubled off the left field wall for his first two-hit game in the majors. Was hitting .156 (5x32), including second major league homer off Ed Whitson at San Diego on August 9, when contract was optioned to Tucson (AAA) on August 11. Recalled on August 29 and finished the year with a .180 average and four home runs. Had his first three-hit day, including a home run off Scott Garrelts, at San Francisco on September 22. Also homered at the Astrodome against Atlanta's Rusty Richards on September 26. Led the minor leagues for the second straight year with 31 home runs, including 28 at Columbus. Hit .300 for the Mudcats in 107 games and was named the Southern League's top prospect, best batting prospect, hitter with the best power, most exciting player and Double A Player of the Year by *Baseball America*.

**IN THE MINORS:** Led all minor league hitters in 1988 by slugging 29 homers in addition to leading the South Atlantic League with 37 doubles. Also led Asheville in runs (73), hits (120) and tied for the team high with 439 at bats. Hit two homers in a game four times and also had three grand slams. Missed the first month of the season with a sprained right ankle. Was hitting just .194 in his first 26 games. Hit .298 the rest of the way to finish at .273. Selected the TOPPS SAL Player of the Month for August after hitting .298 with 11 homers and 23 RBI. Voted to the SAL All-Star team. Led the Gulf Coast League with 10 homers and 46 RBI while at Sarasota in 1987.

**PERSONAL/MISCELLANEOUS:** Anthony is single and makes his home in Houston.

### ANTHONY'S CAREER TRANSACTIONS

—Selected in the 34th round of the 1986 June draft.

—On disabled list April 7 to May 1, 1988 with sprained right ankle.

### ERIC TODD ANTHONY

YEAR	CLUB	AVG.	G	AB	R	H	2B	3B	HR	RBI	BB	SO	SB
1986	Sarasota	.250	13	12	2	3	0	0	0	0	5	5	1
1987	Sarasota	.264	60	216	38	57	11	6	*10	*46	26	58	7
1988	Asheville	.273	115	439	73	120	*37	1	*29	89	40	101	10
1989	Columbus	.300	107	403	67	121	16	2	*28	79	35	127	11
	Houston	.180	25	61	7	11	2	0	4	7	9	16	0
	Tucson	.217	12	46	10	10	3	0	3	11	6	11	0
MINOR LEAGUE TOTALS		.279	307	1116	190	311	67	9	70	225	112	302	27
MAJOR LEAGUE TOTALS		.180	25	61	7	11	2	0	4	7	9	16	0

Pinch Hitting as an Astor. (1989 totals) 400: 5-2-0-0 (400) 5-2-0-0

On May 4, 1969, Houston established a National League record by turning seven doubleplays. As the Astros' first-baseman in that game against San Francisco, Curt Blefary established a major league mark by participating in all seven.

Joe Morgan tied a National League mark for second basemen by participating in five of the twin-killings and shortstop Denis Menke equalled a major league mark by also taking part in five.

## Versus The National League

1989						Career					
AVG.	AB	H	HR	RBI	CLUB	AVG.	AB	H	HR	RBI	
—	—	—	—	—	Chicago	—	—	—	—	—	
—	—	—	—	—	Montreal	—	—	—	—	—	
—	—	—	—	—	New York	—	—	—	—	—	
—	—	—	—	—	Philadelphia	—	—	—	—	—	
—	—	—	—	—	Pittsburgh	—	—	—	—	—	
.000	2	0	0	0	St. Louis	.000	2	0	0	0	
.000	2	0	0	0	Totals vs. East	.000	2	0	0	0	
.083	12	1	1	1	Atlanta	.083	12	1	1	1	
.143	7	1	0	1	Cincinnati	.143	7	1	0	1	
.500	2	1	0	0	Los Angeles	.500	2	1	0	0	
.167	12	2	1	2	San Diego	.167	12	2	1	2	
.232	26	6	2	3	San Francisco	.232	26	6	2	3	
.186	59	11	4	7	Totals vs. West	.186	59	11	4	7	

### 1989 Batting Breakdown

	AVG.	AB	H	HR	RBI		AVG.	AB	H	HR	RBI
Season	.180	61	11	4	7	April	—	—	—	—	—
Dome	.200	25	5	2	4	May	—	—	—	—	—
Road	.167	36	6	2	3	June	—	—	—	—	—
Day	.130	23	3	1	2	July	.182	11	2	1	2
Night	.211	38	8	3	5	August	.143	21	3	1	2
vs. RHP	.196	56	11	4	7	Sept./Oct.	.207	29	6	2	3
vs. LHP	.000	5	0	0	0	Before ASG	—	—	—	—	—
						After ASG	.180	61	11	4	7

### ERIC ANTHONY GAME HIGHS

Most Hits: 3, September 22, 1989 at San Francisco  
 Most RBI: 2, July 29, 1989 vs. San Francisco  
 Most Home Runs: 1 (4 times) - last time, September 26, 1989 vs. Atlanta  
 Longest Hitting Streak: 2, August 5-9, 1989

## ANTHONY'S "MULTIPLE" GAMES

	HITS	RBI	HR
2 in a Game	1	1	—
3 in a Game	1	—	—

## ANTHONY'S CAREER FIELDING

	PO	A	E	PCT.
Outfield	34	1	0	1.000



## CASEY CANDAELE

### #1 - Infielder

**BIRTHDATE:** January 12, 1961

**1990 OPENING DAY AGE:** 29

**BIRTHPLACE:** Lompoc, California

**HOME:** Lompoc, California

**BATS:** Switch

**THROWS:** Right

**HEIGHT:** 5-9

**WEIGHT:** 165

**M.L. SERVICE:** 1 year, 134 days

**CONTRACT STATUS:** Signed through 1990

**HOW OBTAINED:** Contract acquired from Montreal Expos on July 23, 1988 in exchange for contract of Mark Bailey.

**1989 HIGHLIGHTS:** Opened the season by hitting .286 in April (20x70) but problems with blurred vision caused his average to dip and eventually place him on the DL. Hit .180 in May and was hitless in 11 at-bats in June before going on the DL on June 9. Reinstated on July 22. After hitting .100 in July, Candaele finished the year by hitting .255 in August (14x55). Played all four infield positions and in the outfield.

**CAREER HIGHLIGHTS: 1988**—Opened season with Expos. Played in 36 games, hitting .172 with no home runs and four RBI. Contract traded to Astros on July 23. Played three games with Triple A Tucson before recalled to Houston on July 29. Doubled for only Astros RBI in first start on September 22 vs. Atlanta. **1987**—Named to the major league rookie all-star team and finished second among non-pitchers, fourth overall, in Rookie of the Year balloting behind Benito Santiago, Mike Dunne and Joe Magrane. Played six positions, starting 29 games at second base, 15 at shortstop and 58 games in the outfield. Struck out just 28 times in 495 plate appearances, just two whiffs as righthanded batter. Hit only home run of major league career off Rick Mahler on July 19 at Olympic Stadium. **1986**—Led Indianapolis in hitting (.302), runs (77), hits (145) and doubles (32). Called up to Expos on June 5 to replaced injured Andre Dawson. Recorded first major league hit on June 8 against Dave Rucker of the Philadelphia Phillies. Had 21-game hitting streak with Indianapolis from June 22-July 12.

**IN THE MINORS:** Finished second in Florida State League in hits (156) and eighth in batting average (.305) in 1983. Played second base in 1983 FSL All-Star Game.

**MISCELLANEOUS:** Attended the University of Arizona and was a member of the 1980 College World Series Championship Wildcats team. Candaele's mother Helen St. Aubin (Callaghan) was a star in the All-American Girls Baseball League in the 1940s and 50s.

**PERSONAL:** Candaele and wife Christy live in Lompoc, California.

### CANDAELE'S CAREER TRANSACTIONS

- Signed as free agent by Montreal on August 15, 1982.
- Acquired by Houston for Mark Bailey (C) on July 23, 1988.
- On disabled list, June 9 to July 22, 1989 with blurred vision.

### CASEY TODD CANDAELE

YEAR	CLUB	AVG.	G	AB	R	H	2B	3B	HR	RBI	BB	SO	SB
1983	West Palm Beach	.305	127	511	77	156	26	9	0	45	51	44	22
	Memphis	.211	5	19	4	4	1	0	0	1	1	3	1
1984	Jacksonville	.273	132	532	68	145	23	2	2	53	30	35	26
1985	Indianapolis	.258	127	390	55	101	13	5	0	35	44	33	13
1986	Indianapolis	.302	119	480	77	145	32	6	2	42	46	29	16
	Montreal	.231	30	104	9	24	4	1	0	6	5	15	3
1987	Montreal	.272	138	449	62	122	23	4	1	23	38	28	7
1988	Montreal	.172	36	116	9	20	5	1	0	4	10	11	1
	Indianapolis	.264	60	239	23	63	11	6	2	36	12	20	5
	Tucson	.258	17	66	8	17	3	0	0	5	4	6	4
	Houston	.161	21	31	2	5	3	0	0	1	1	6	0
1989	Tucson	.218	68	206	22	45	6	1	0	17	20	37	6
MINOR LEAGUE TOTALS		.277	655	2443	334	676	115	29	6	234	208	207	83
MAJOR LEAGUE TOTALS		.244	225	700	82	171	35	6	1	34	54	60	11

### Versus The National League

1989					Career				
AVG.	AB	H	HR	RBI	CLUB	AVG.	AB	H	RBI
—	—	—	—	—	Chicago	.280	93	26	0
—	—	—	—	—	Montreal	—	—	—	—
—	—	—	—	—	New York	.182	88	16	0
—	—	—	—	—	Philadelphia	.227	119	27	0
—	—	—	—	—	Pittsburgh	.198	81	16	0
—	—	—	—	—	St. Louis	.254	63	16	0
—	—	—	—	—	Totals vs. East	.227	444	101	0
—	—	—	—	—	Atlanta	.310	42	13	1
—	—	—	—	—	Cincinnati	.257	35	9	0
—	—	—	—	—	Houston	.257	35	9	0
—	—	—	—	—	Los Angeles	.372	43	16	0
—	—	—	—	—	San Diego	.182	55	10	0
—	—	—	—	—	San Francisco	.283	46	13	0
—	—	—	—	—	Totals vs. West	.273	256	70	1

### CASEY CANDAELE GAME HIGHS

- Most Hits: 4 - July 25, 1987 vs. Cincinnati
- Most RBI: 2 (four times) - last time, September 2, 1987 at San Francisco
- Most Home Runs: 1 - July 19, 1987 vs. Atlanta
- Longest Hitting Streak: 8 games (twice) - last time, June 29-July 11, 1987

## CANDAELE'S "MULTIPLE" GAMES

	HITS	RBI
2 in a Game	27	4
3 in a Game	9	—
4 in a Game	1	—

## CANDAELE'S CAREER FIELDING

	PO	A	E	PCT.
First Base	1	0	0	1.000
Second Base	198	324	7	.987
Shortstop	28	48	3	.962
Third Base	1	1	0	1.000
Outfield	133	3	2	.986



## TERRY CLARK

### #53 - Righthanded Pitcher

**BIRTHDATE:** October 10, 1960

**1990 OPENING DAY AGE:** 29

**BIRTHPLACE:** Los Angeles, California

**HOME:** La Puente, California

**BATS:** Right

**THROWS:** Right

**HEIGHT:** 6-2

**WEIGHT:** 196

**M.L. SERVICE:** 167 days

**CONTRACT STATUS:** Signed through 1990

**HOW OBTAINED:** Invited to Spring Training as a non-roster player on January 26, 1990.

**1989 HIGHLIGHTS:** Set career highs for wins (11) and strikeouts (90) at Edmonton before he was recalled by California on August 25. Lost his first two starts and made two other relief appearances. Tied his career high with five strikeouts at Texas in his first start on August 26. Other loss was at New York on September 1.

**CAREER RECAP: 1988**—Recalled from Edmonton on July 5 and made his major league debut on July 7 at Cleveland. Defeated the Indians 7-1 and went on to win his first five decisions to tie an Angels club mark for wins by a rookie to start a career. Was 5-0 with a 3.79 ERA after his first six starts. Tossed his first ML complete game vs. Seattle on August 1 (8-4) and his first shutout vs. New York on August 27 (12-0).

**IN THE MINORS:** Prepared for his 1988 vault to the majors by not allowing a homer in 97 winter league innings. Gave up only seven homers in 113.2 innings with Salt Lake City in 1988 before his recall to the Angels. Made the conversion from reliever to starter in 1987. Tied for the Midland lead with nine wins and tied for third in the league with 57 games. Saved a career-high 15 games for Arkansas in 1983. Led the Appalachian League with eight saves in 1979.

**PERSONAL/MISCELLANEOUS:** Drafted in the 22nd round by the Cardinals in the June 1979 draft out of Mt. San Antonio (CA) Junior College. Clark, wife Lorraine, and son Matthew (12/10/86) make their home in La Puente, California.

## CLARK'S CAREER TRANSACTIONS

- Drafted by St. Louis in the 22nd round of the June, 1979 draft.
- On disabled list, May 27 to August 22, 1984.
- Granted free agency, October 15, 1985.
- Signed by Midland (Angels organization), February 25, 1986.
- Invited by Houston to Spring Training as a non-roster player, January 26, 1990.

# TERRY LEE CLARK

YEAR	CLUB	W-L	ERA	G	GS	CG	SHO	SV	IP	H	R	ER	BB	SO
1979	Johnson	4-2	1.97	23	0	0	0	8*	32.0	31	10	7	11	22
1980	Gastonia	4-7	3.17	49	0	0	0	0	88.0	82	34	31	22	50
1981	Gastonia	4-5	2.16	53	0	0	0	0	75.0	56	23	18	25	66
1982	St. Petersburg	10-7	2.55	58	0	0	0	0	88.1	81	32	25	34	61
1983	Arkansas	6-6	3.21	52	0	0	0	15	81.1	68	31	29	19	63
1984	Louisville	1-3	4.72	18	1	0	0	1	34.1	41	19	18	12	24
1985	Arkansas	6-5	4.93	42	7	0	0	2	96.2	102	64	53	38	67
1986	Midland	9-4	3.29	57	2	0	0	4	90.1	98	49	33	28	66
1987	Edmonton	8-9	3.84	33	20	5	1	4	154.2	140	79	66	56	88
1988	Edmonton	7-6	4.51	16	16	3	0	0	113.2	128	62	57	33	59
	California	6-6	5.07	15	15	2	1	0	94.0	120	54	53	31	39
1989	Edmonton	11-5	3.58	21	20	4	0	0	138.0	130	62	55	33	90
	California	0-2	4.91	4	2	0	0	0	11.0	13	8	6	3	7
MINOR LEAGUE TOTALS		70-59	3.56	422	66	12	1	34	992.1	957	465	392	311	656
MAJOR LEAGUE TOTALS		6-8	5.06	19	17	2	1	0	105.0	133	62	59	34	46

## TERRY CLARK'S GAME HIGHS

Longest Winning Streak: 5, July 7 - August 6, 1988.  
Most Strikeouts: 5 (twice) - last time, August 26, 1989 at Texas  
Most Innings Pitched: 9 (twice) - last time, August 27, 1988 vs. New York

## CLARK'S CAREER FIELDING

	PO	A	E	PCT.
Pitcher	8	15	0	1.000



## FRED COSTELLO

### #52 - Righthanded Pitcher

**BIRTHDATE:** October 1, 1966

**1990 OPENING DAY AGE:** 23

**BIRTHPLACE:** Clearlake, California

**HOME:** San Bruno, California

**BATS:** Right

**THROWS:** Right

**HEIGHT:** 6-4

**WEIGHT:** 190

**M.L. SERVICE:** None

**CONTRACT STATUS:** Signed through 1990

**HOW OBTAINED:** Selected by the Astros in the fourth round of the 1986 June draft.

**1989 HIGHLIGHTS:** Opened the season by winning four of five decisions in April before going on the DL on April 21 with a strained right shoulder. Reinstated on June 2 and posted an 0.83 ERA in 12 appearances during the month. Fanned 20 in 21.2 innings in June. Picked up a pair of saves in July, but his ERA for the month stood at 8.78 as shoulder pain returned. Pitched in three games during September before resting the shoulder for the remainder of the season. Had his best success against Memphis, finishing with a 3-0 record and 1.17 ERA in seven games.

**IN THE MINORS:** Made a successful switch to the bullpen in 1988 and led Asheville with 11 saves and 51 appearances. Posted an 0.89 ERA in April, allowing just 2 earned runs in his first 20.1 innings. Did not allow an earned run from June 24 to July 25, with a 2-0 record and four saves in 12 games. Finished the season by allowing six earned runs in his last 29.2 innings (1.82 ERA) while posting a 3-3 record with seven saves in his last 25 games. Was 2-0 with a save and 1.23 ERA in 15 games during Instructional League action after the season. Worked for two seasons as a starter at Sarasota.

**PERSONAL/MISCELLANEOUS:** Worked for several years as an attendant in the visiting clubhouse at Candlestick Park and also as a bat boy for the Giants while in high school. Costello is single and makes his home in San Bruno, California.

## COSTELLO'S CAREER TRANSACTIONS

- Selected by the Astros in the fourth round of the 1986 June draft.
- On disabled list, April 21 to June 2, 1989 with a strained right shoulder.

### FRED M. COSTELLO

YEAR	CLUB	W-L	ERA	G	GS	CG	SHO	SV	IP	H	R	ER	BB	SO
1986	Sarasota	4-5	4.75	14	12	1	1	0	66.1	74	42	35	26	51
1987	Sarasota	5-7	3.22	13	12	0	0	0	72.2	74	40	26	28	45
1988	Asheville	6-7	3.55	51	0	0	0	11	76.0	75	34	30	28	64
1989	Columbus	4-5	3.33	30	0	0	0	3	54.0	39	22	20	21	39
MINOR LEAGUE TOTALS		19-24	3.71	108	24	1	1	14	269.0	262	138	111	103	199



## TONY EUSEBIO

### #64 - Catcher

**BIRTHDATE:** April 27, 1967

**1990 OPENING DAY AGE:** 22

**BIRTHPLACE:** San Jose De Los Llamas, D.R.

**HOME:** Boca Chica, D.R.

**BATS:** Right

**THROWS:** Right

**HEIGHT:** 6-2

**WEIGHT:** 180

**M.L. SERVICE:** None

**CONTRACT STATUS:** Signed through 1990

**HOW OBTAINED:** Signed as a non-drafted free agent on May 30, 1985.

**1989 HIGHLIGHTS:** Opened the season with Columbus and hit .275 in 22 games in April. Slumped to .187 in June and was sent to Osceola. Rebounded by hitting .286 in 52 games. Best month was August when he hit .308 with 18 RBI in 27 games. Hit .341 in 24 home games with Osceola. Played for Azucareros in the Dominican Winter League and was named to the league's all-star team by the Dominican Baseball Writers Association.

**IN THE MINORS:** Saw action as both a catcher and designated hitter in 1988 for Osceola, hitting .245 with 40 RBI. Collected three hits in a game three times, including a 3x5 effort at Winter Haven on June 19 that also saw him drive in his season-high five runs. Had a pair of six-game hitting streaks (June 1-8; July 20-August 4), his longest of the year. Hit .204 in 42 games at Sarasota in 1987. Played in the Dominican League for two years after signing with scouts Domingo Mercedes and Julio Linares in 1985.

**PERSONAL/MISCELLANEOUS:** Eusebio is single and makes his home in Boca Chica, Dominican Republic.

## EUSEBIO'S CAREER TRANSACTIONS

- Signed as a non-drafted free agent on May 30, 1985.

### RAUL ANTONIO EUSEBIO

YEAR	CLUB	AVG.	G	AB	R	H	2B	3B	HR	RBI	BB	SO	SB
1987	Sarasota	.204	42	125	26	26	1	2	1	15	13	19	8
1988	Osceola	.245	118	392	45	96	6	3	0	40	40	69	19
1989	Columbus	.187	65	203	20	38	6	1	0	18	38	47	7
	Osceola	.286	52	175	22	50	6	3	0	30	19	27	5
MINOR LEAGUE TOTALS		.235	277	895	113	210	19	9	1	103	115	162	39



## TRENT HUBBARD

#66 - Catcher

**BIRTHDATE:** May 11, 1964

**1990 OPENING DAY AGE:** 25

**BIRTHPLACE:** Chicago, Illinois

**HOME:** Baton Rouge, Louisiana

**BATS:** Switch

**THROWS:** Right

**HEIGHT:** 5-8

**WEIGHT:** 180

**M.L. SERVICE:** None

**CONTRACT STATUS:** Signed through 1990

**HOW OBTAINED:** Signed as the Astros 12th round selection in the 1986 June draft.

**1989 HIGHLIGHTS:** Opened the year with Columbus and hit .286 with a pair of homers and 19 RBI in 24 games before moving up to Tucson. Hit .350 in his first seven games with the Toros before dropping to .220 before his return to Columbus in June. Split time almost evenly between second base (36 games), outfield (33) and catcher (35). Also played 10 games at third. Played for Culican in the Mexican Pacific League during the winter.

**IN THE MINORS:** Earned his third team MVP award in as many pro seasons in 1988 after leading the Osceola Astros with 65 RBI and 11 triples. Finished fourth on the club with 44 steals as Osceola set a new Florida State League record with 354 thefts. Longest hitting streak was nine games from May 19-31. Finished third in the New York-Penn League with 35 steals and fifth with a .310 average in 1986 at Auburn.

**PERSONAL/MISCELLANEOUS:** Hubbard is a distant relative of former NFL running back Joe Cribbs. Graduated from Chicago's South Shore High School in 1982 and played four seasons at Southern University in Baton Rouge. Turned a triple play against Grambling while at Southern to clinch the SWAC championship. Signed by scout Walter Cress. Hubbard and wife Angela make thier home in Baton Rouge in the off-season.

### HUBBARD'S CAREER TRANSACTIONS

—Selected by the Astros in the 12th round of the 1986 June draft.

#### TRENT AVIEL HUBBARD

YEAR	CLUB	AVG.	G	AB	R	H	2B	3B	HR	RBI	BB	SO	SB
1986	Auburn	.310	70	242	42	75	12	1	1	32	28	42	35
1987	Asheville	.236	101	284	39	67	8	1	1	35	28	42	28
1988	Osceola	.260	130	446	68	116	15	11	3	65	61	72	44
1989	Columbus	.264	104	348	55	92	7	8	3	37	43	53	28
	Tucson	.220	21	50	3	11	2	0	0	2	1	10	3
MINOR LEAGUE TOTALS		.264	426	1370	207	361	44	21	8	171	161	219	138

## BLAISE ILSLEY

#46 - Lefthanded Pitcher

**BIRTHDATE:** April 9, 1964

**1990 OPENING DAY AGE:** 25

**BIRTHPLACE:** Alpena, Michigan

**HOME:** Terre Haute, Indiana

**BATS:** Left

**THROWS:** Left

**HEIGHT:** 6-1

**WEIGHT:** 185

**M.L. SERVICE:** None

**CONTRACT STATUS:** Signed through 1990

**HOW OBTAINED:** Signed as the Astros fourth round pick in the June 1985 draft.



**1989 HIGHLIGHTS:** Opened the season at Osceola as he continued to rehab from 1988 surgery on his left shoulder. Made a pair of starts before moving up to Columbus. Posted a 1-1 record and 1.31 ERA in four game with the Mudcats before



moving on to Tucson. Appeared in 20 games with the Toros, making 17 starts (3-9, 6.10 ERA) and three relief appearances (1-0, 1.59 ERA). Had a strong winter season, finishing with a 9-2 record and 2.29 ERA for Culican.

**IN THE MINORS:** Limited to eight starts in 1988 with Columbus before shoulder surgery sidelined him for the year. Underwent surgery on his left shoulder July 8. Top outing was vs. Greenville on May 8. He fanned seven in seven innings for his season highs and picked up the win. Led the Columbus staff in 1987 in innings (167.2) and starts (26), tied Rob Mallicoat for the lead with 10 wins and finished second to Mallicoat with 130 strikeouts. His strikeout total ranked fifth in the Southern League. The only pitcher in the minors to win 20 games in 1986 as he split time between Asheville and Osceola. He opened the season with Asheville and was 12-2 with a 1.95 ERA in 15 games. His nine complete games and three shutouts led the league. He was 8-4 with a 1.77 ERA in 14 starts after being promoted to Osceola. He was named to the TOPPS Rookie League All-Star team in 1985 after finishing the season with a 9-1 mark and 1.40 ERA.

**PERSONAL/MISCELLANEOUS:** Ilesley was a three-year starter at Indiana State University before signing with the Astros after his junior year. He is single and makes his off-season home in Terre Haute, Indiana.

## ILSLEY'S CAREER TRANSACTIONS

- Selected by the Houston Astros in the fourth round of the June, 1985 draft.
- On disabled list April 8-April 22 and June 13 through end of the 1988 season.

### BLAISE FRANCIS ILSLEY

YEAR	CLUB	W-L	ERA	G	GS	CG	SHO	SV	IP	H	R	ER	BB	SO
1985	Auburn	9-1	1.40	13	12	2	0	0	90.0	55	18	14	32	116*
1986	Asheville	12-2	1.95*	15	15	9*	3*	0	120.0	74	27	26	23	146
	Osceola	8-4	1.77	14	13	6	2	0	86.2	67	24	17	19	74
1987	Columbus	10-11	3.86	26	26	3	0	0	167.2	162	84	72	63	130
1988	Columbus	3-1	5.95	8	8	0	0	0	39.1	49	28	26	21	38
1989	Osceola	0-0	6.43	2	2	0	0	0	7.0	8	5	5	0	6
	Columbus	1-1	1.31	4	4	0	0	0	20.2	19	10	3	5	11
	Tucson	4-9	5.85	20	17	1	0	0	103.0	120	68	67	23	49
MINOR LEAGUE TOTALS		47-29	3.26	102	97	21	5	0	634.1	554	264	230	186	570



## DARRYL KILE

### #57 - Righthanded Pitcher

**BIRTHDATE:** December 2, 1968

**1990 OPENING DAY AGE:** 21

**BIRTHPLACE:** Garden Grove, California

**HOME:** Corona, California

**BATS:** Right

**THROWS:** Right

**HEIGHT:** 6-5

**WEIGHT:** 185

**M.L. SERVICE:** None

**CONTRACT STATUS:** Signed through 1990

**HOW OBTAINED:** Selected by the Astros in the 30th round of the June 1987 draft. Signed by the Astros on May 15, 1988.

**1989 HIGHLIGHTS:** In his first full pro season, Kile progressed all the way to Triple A Tucson. Began the year slowly, posting an 0-2 record and 9.53 ERA in his first five starts at Columbus. Tossed a two-hitter vs. Jacksonville on May 11 and won 11 of his final 15 decisions with the Mudcats. Had a 1.64 ERA and 91 strikeouts while allowing just 59 hits in 110 innings over that streak. Was 5-1 with a 1.09 ERA and four complete games in six starts in July before moving up to Tucson. Was 2-1 with a 5.96 ERA in six starts with the Toros. Tossed a five-hit shutout vs. Colorado Springs on August 18 for his only complete game at Tucson.

**IN THE MINORS:** Finished 5-3 with a 3.17 ERA and 54 strikeouts in 59.2 innings with the Gulf Coast Astros in 1988. Was 2-1 with a 2.66 ERA in six games in the Florida Instructional League.

**PERSONAL/MISCELLANEOUS:** Kile was drafted by the Astros in the 30th round of the 1987 June draft out of Chaffey (CA) JC but didn't sign. Was 10-2 with a 2.12 ERA and 125 strikeouts in 110 innings in 1988 at Chaffey and then signed with Houston prior to the draft. Kile is single and makes his home in Corona, California.

## KILE'S CAREER TRANSACTIONS

- Selected by Houston in the 30th round of the June, 1987 draft.
- Signed by Houston on May 15, 1988.

### DARRYL ANDREW KILE

YEAR	CLUB	W-L	ERA	G	GS	CG	SHO	SV	IP	H	R	ER	BB	SO
1988	Gulf Coast	5-3	3.17	12	12	0	0	0	59.2	48	34	21	33	54
1989	Columbus	11-6	2.58	20	20	6	2	0	125.2	74	47	36	68	108
	Tucson	2-1	5.96	6	6	1	1	0	25.2	33	20	17	13	18
MINOR LEAGUE TOTALS		18-10	3.16	38	38	7	3	0	211.0	155	101	74	114	180

## BRIAN MEYER

### #35 - Righthanded Pitcher

**BIRTHDATE:** January 29, 1963

**1990 OPENING DAY AGE:** 27

**BIRTHPLACE:** Camden, N.J.

**HOME:** Medford, N.J.

**BATS:** Right

**THROWS:** Right

**HEIGHT:** 6-1

**WEIGHT:** 190

**M.L. SERVICE:** 70 days

**CONTRACT STATUS:** Signed through 1990

**HOW OBTAINED:** Signed as the Astros 16th round pick in the June 1986 draft.



**1989 HIGHLIGHTS:** Contract recalled from Tucson on August 24. Worked five scoreless innings in his first two outings against St. Louis on August 25 and 27. Was touched for four runs (two earned) at Chicago on August 29 in a game Houston failed to hold a 9-0 lead. Allowed six runs (four earned) in his next outing at St. Louis on September 2 to raise his ERA to 6.75. Had a 2.70 ERA in his final eight appearances (3 ER in 10.0 IP). Included in that stretch was his first major league save at Atlanta on September 20. Worked a scoreless inning against the Braves to preserve a 7-6 win for Larry Andersen. Suffered his first major league loss in his final game at Cincinnati on September 29. Was 5-4 with a 2.80 ERA and 15 saves in 58 games at Tucson.

**CAREER RECAP: 1988—**Completed a successful jump from Double A to Houston after setting a club record with 25 saves at Columbus. Finished second in the Southern League in saves and third among Double A pitchers. Topped all Astros minor league pitchers in saves for the second straight year. Allowed 60 hits in 83.1 innings with Columbus, completing 59 of 62 games pitched and contributing to 42 percent of team's wins (29 of 69). Promoted to Houston on September 2. Made major league debut with perfect inning in relief on September 3 vs. St. Louis. Fanned ex-Astro Denny Walling for first career strikeout. Did not allow a hit in first four innings in majors (Brett Butler, September 18). Gave up first run on September 20 vs. Los Angeles after 5.1 scoreless frames. Both runs allowed were solo home runs (Franklin Stubbs and Carmelo Martínez). Finished with 1.46 ERA in 12.1 innings. Worked high of three innings and fanned high of five vs. Dodgers on September 20.

**IN THE MINORS:** Led the Florida State League with a club-record 25 saves in 1987. Led the New York-Penn League in 1986 by appearing in 32 games after being drafted in the 16th round out of Rollins (Fla.) College.

**MISCELLANEOUS:** Meyer was 9-7 with a 3.79 ERA and 12 complete games as a senior at Rollins. Pitched in the Cape Cod League during the summer of 1985 with Joe Magrane (Cards) and Todd Stottfemyre (Blue Jays). Meyer is the nephew of the late Jack Meyer, who was a reliever for the Phillies from 1955-61. Graduated from Rollins with a degree in Economics in 1986.

**PERSONAL:** Meyer is single and makes his home in Medford, New Jersey in the off-season.

## MEYER'S CAREER TRANSACTIONS

—Selected by the Astros in the 16th round of the June, 1986 draft.

### BRIAN S. MEYER

YEAR	CLUB	W-L	ERA	G	GS	CG	SHO	SV	IP	H	R	ER	BB	SO
1986	Auburn	5-2	1.43	32*	0	0	0	10	56.2	44	14	9	10	66
1987	Osceola	8-9	1.99	52	0	0	0	25*	77.0	58	26	17	23	58
1988	Columbus	4-3	2.27	62	0	0	0	25	83.1	60	23	21	38	68
	Houston	0-0	1.46	8	0	0	0	0	12.1	9	2	2	4	10
1989	Tucson	5-4	2.80	58	0	0	0	15	80.1	81	36	25	33	56
	Houston	0-1	4.50	12	0	0	0	1	18.0	16	13	9	13	13
MINOR LEAGUE TOTALS		22-18	2.18	204	0	0	0	75	297.1	243	99	72	104	248
MAJOR LEAGUE TOTALS		0-1	3.26	20	0	0	0	1	30.1	25	15	11	17	23

Saves vs. the National League (1989 totals); ATL 1 (1)

#### MAJOR LEAGUE HITTING RECORD

1989

Lifetime

AVG.

.000

.000

AB

0

0

H

0

0

HR

0

0

RBI

0

0

### Versus The National League

1989

Career

W-L	ERA	G	IP	H	ER	CLUB	W-L	ERA	G	IP	H	ER
0-0	18.00	1	1.0	4	2	Chicago	0-0	18.00	1	1.0	4	2
—	—	—	—	—	—	Montreal	—	—	—	—	—	—
—	—	—	—	—	—	New York	—	—	—	—	—	—
—	—	—	—	—	—	Philadelphia	—	—	—	—	—	—
—	—	—	—	—	—	Pittsburgh	—	—	—	—	—	—
0-0	5.14	3	7.0	5	4	St. Louis	0-0	4.50	4	8.0	5	4
0-0	6.75	4	8.0	9	6	Totals vs. East	0-0	6.00	5	9.0	9	6
0-0	0.00	3	3.0	0	0	Atlanta	0-0	0.00	4	5.0	2	0
0-1	4.50	1	2.0	2	1	Cincinnati	0-1	2.08	3	4.1	2	1
—	—	—	—	—	—	Los Angeles	0-0	3.00	1	3.0	1	1
0-0	10.80	2	1.2	1	2	San Diego	0-0	5.78	4	4.2	6	3
0-0	0.00	2	3.1	4	0	San Francisco	0-0	0.00	3	4.1	5	0
0-0	2.70	8	10.0	7	3	Totals vs. West	0-1	2.11	15	21.1	16	5

### 1989 Pitching Breakdown

	W-L	ERA	G	IP	H	ER		W-L	ERA	G	IP	H	ER
Season	0-1	4.50	12	18.0	16	9	April	—	—	—	—	—	—
Dome	0-0	0.00	5	8.2	3	0	May	—	—	—	—	—	—
Road	0-1	8.68	7	9.1	13	9	June	—	—	—	—	—	—
Day	0-0	2.84	4	6.1	8	2	July	—	—	—	—	—	—
Night	0-1	5.40	8	11.2	8	7	August	0-0	3.00	3	6.0	5	2
Starter	—	—	—	—	—	—	Sept./Oct.	0-1	5.25	9	12.0	11	7
Reliever	0-1	4.50	12	18.0	16	9	Before ASG	—	—	—	—	—	—
							After ASG	0-0	4.50	12	18.0	16	9

### BRIAN MEYER GAME HIGHS

Strikeouts: 5 - September 20, 1988 vs. Los Angeles  
Innings Pitched: 3.0 (twice) last time - August 25, 1989 vs. St. Louis

## MEYER'S CAREER FIELDING

	PO	A	E	PCT.
Pitcher	2	7	0	1.000

On April 18, 1966, the first official game was played on Astroturf and the game featured a pair of pitchers who eventually won a total of 610 games. Los Angeles rookie Don Sutton picked up the first of his 324 major league wins, downing Hall of Famer Robin Roberts by a 6-3 score. Roberts ended his career with 286 victories.



## JAVIER ORTIZ

### #68 - Outfielder

**BIRTHDATE:** January 22, 1963

**1990 OPENING DAY AGE:** 27

**BIRTHPLACE:** Boston, Massachusetts

**HOME:** Miami, Florida

**BATS:** Right

**THROWS:** Right

**HEIGHT:** 6-4

**WEIGHT:** 220

**M.L. SERVICE:** None

**CONTRACT STATUS:** Signed through 1990

**HOW OBTAINED:** Acquired from the Los Angeles Dodgers on July 22, 1989 in exchange for the contract of Ed Vosberg.

**1989 HIGHLIGHTS:** Opened the season with a torrid .368 April average with Albuquerque. Hit .270 with five homers and 18 RBI in May, but slumped during June and July before his trade to Tucson. Had his best success vs. the Toros prior to the trade, hitting .412 with three homers and 14 RBI in 11 games. Selected to play in the Triple A All-Star game and was 1x2. Saw action in nine games with Tucson before fracturing his right wrist in August. Had good success as a pinch hitter, finishing with a .667 average (4x6) with a homer and four RBI.

**IN THE MINORS:** Played in only 51 games for San Antonio in 1988 due to a stress fracture in his ankle. Traded to the Dodgers organization in 1987 after hitting .276 for Oklahoma City. Texas League All-Star in both 1984 and 1986 at Tulsa. All-Star selection in Burlington in 1983 while leading the Midwest League in hitting with a .352 average.

**PERSONAL/MISCELLANEOUS:** Selected by Texas in the first round (fourth player overall) in the January, 1983 draft out of Miami Dade South JC. Played at the University of Florida as a freshman in 1982 and hit .387 in 49 games before transferring to junior college. Ortiz and wife Tania live in Miami, Florida.

### ORTIZ'S CAREER TRANSACTIONS

- Selected by the Texas Rangers in the first round (regular phase) of the January, 1983 draft.
- Traded to the Los Angeles Dodgers organization in exchange for Scott May (P) on December 12, 1987.
- Traded to the Houston organization in exchange for Ed Vosberg (P) on July 22, 1989.

### JAVIER VICTOR ORTIZ

YEAR	CLUB	AVG.	G	AB	R	H	2B	3B	HR	RBI	BB	SO	SB
1983	Burlington	.352*	101	378	72	133	23	4	16	79	42	94	10
1984	Tulsa	.298	94	325	42	97	21	3	8	54	47	67	4
1985	Tulsa	.247	86	304	47	75	12	3	5	31	52	75	11
1986	Tulsa	.302	110	378	52	114	29	3	14	65	54	94	15
1987	Oklahoma City	.276	119	381	58	105	23	7	15	69	58	99	5
1988	San Antonio	.291	51	182	35	53	13	2	8	33	22	37	6
1989	Albuquerque	.268	70	220	42	59	10	0	11	36	34	54	2
	Tucson	.175	11	40	5	7	0	0	0	0	2	9	0
MINOR LEAGUE TOTALS		.291	642	2208	353	643	131	22	77	367	311	529	53

The first baseball game played in the Astrodome was Friday, April 9, 1965, an exhibition game, between the Astros and New York Yankees. Houston won the game, 2-1 in 12 innings with Hal Woodeshick getting credit for the pitching win and Pete Mikkelsen the loss. A paid crowd of 47,876 watched the game and saw Mickey Mantle hit the first Astrodome home run in the sixth inning with the bases empty.



## KARL RHODES

### #60 - Outfielder

**BIRTHDATE:** August 21, 1968

**1989 OPENING DAY AGE:** 21

**BIRTHPLACE:** Cincinnati, Ohio

**HOME:** Cincinnati, Ohio

**BATS:** Left

**THROWS:** Left

**HEIGHT:** 5-11

**WEIGHT:** 170

**M.L. SERVICE:** None

**CONTRACT STATUS:** Signed through 1990

**HOW OBTAINED:** Selected by the Astros in the third round of the 1986 June draft.

**1989 HIGHLIGHTS:** Tied for the Southern League lead in games (143), tied for second in walks (93) and was third in at bats (520). All those totals led Columbus as did his final totals for runs (81), hits (134), and doubles (25). Set new career highs in every offensive category except average and steals. Hit better than .250 in every month except July (.206). Top month was June when he hit .280 with two homers and 19 RBI.

**IN THE MINORS:** Led Osceola with 128 hits in 1988 and contributed 64 steals to the Astros league-record total of 354. Hit in 10 straight games from May 31-June 10 for his longest streak of the season. Had 32 multi-hit games, including four, four-hit contests. Hit .429 in the post-season (6x14) with four RBI. Helped Asheville set league stolen base record (335) with 43 steals. Led the Gulf Coast by appearing in 62 games in 1986.

**PERSONAL/MISCELLANEOUS:** Drafted out of Cincinnati's Western Hills High, the same school that produced former major leaguers Pete Rose, Don Zimmer, Jim Frey and Eddie Brinkman. Was the Greater Cincinnati Player of the Year in 1986 after leading WHHS to the Ohio State Championship. He is single and makes his home in Cincinnati.

## RHODES' CAREER TRANSACTIONS

—Selected by the Astros in the third round of the 1986 June draft.

### KARL DERRICK RHODES

YEAR	CLUB	AVG.	G	AB	R	H	2B	3B	HR	RBI	BB	SO	SB
1986	Sarasota	.293	62*	222	36	65	10	3	0	22	32	33	14
1987	Asheville	.252	129	413	62	104	16	4	3	50	77	82	43
1988	Osceola	.283	132	452	69	128	4	2	1	34	81	53	64
1989	Columbus	.258	143+	520	81	134	25	5	4	63	93	105	18
MINOR LEAGUE TOTALS		.268	466	1607	248	431	55	14	8	169	283	273	139



## RUBEN RODRIGUEZ

### #70 - Catcher

**BIRTHDATE:** August 4, 1964

**1990 OPENING DAY AGE:** 25

**BIRTHPLACE:** Cabrera, D.R.

**HOME:** Santo Domingo, D.R.

**BATS:** Right

**THROWS:** Right

**HEIGHT:** 6-0

**WEIGHT:** 175

**M.L. SERVICE:** 63 days

**CONTRACT STATUS:** Signed through 1990

**HOW OBTAINED:** Signed as a six-year free agent on February 2 and invited to spring training as a non-roster player.

**1989 HIGHLIGHTS:** Appeared in just 12 games for Denver Zephyrs, batting .195 (8x41) with no home runs and two RBI. Went to spring training with Pirates on

40-man roster and was 0x3 in two spring games. Acquired by Milwaukee Brewers organization in exchange for player to be named later (Lou Thornton) on March 17, 1989.

**CAREER HIGHLIGHTS: 1988**—Played in two games with Pittsburgh in September, recording first major league hit, an RBI triple, vs. Scott Sanderson at Chicago on October 1. Started season at Harrisburg and had 13-game hitting streak for Senators from June 4-22 (22x52, .423). Batted .378 in June (31x82) with 11 RBI in 22 games. Promoted to Buffalo on July 28 and hit .256 in 24 games. Contract purchased from Buffalo on September 2. **1987**—Led Pacific Coast League catchers in assists (69) and double plays (11). Gunned down 42 of 92 baserunners attempting to steal (.457). Hit only home run of season on August 1 at Calgary. **1986**—Had 70 assists in 82 games in minors before contract was purchased by Pirates on September 2. Made major league debut on September 15 at Philadelphia, playing one inning as a defensive replacement. Hit in nine straight games with Hawaii from July 24-August 2 (14x35, .400).

**IN THE MINORS:** Was second among Eastern League catchers in assists (96) in 1985. Led Eastern League catchers in double plays (10) in 1984 and finished third in assists (58). Was second among California League catchers in assists (70) in 1983.

**PERSONAL:** Ruben resides in Santo Domingo during the off-season where he has played winter ball for Aguilas for several seasons.

#### RUBEN DARIO RODRIGUEZ

YEAR	CLUB	AVG.	G	AB	R	H	2B	3B	HR	RBI	BB	SO	SB
1982	Greenwood	.248	69	218	26	54	13	0	1	15	11	54	0
1983	Alexandria	.228	79	254	19	58	14	1	4	31	6	63	0
1984	Nashua	.219	87	242	26	53	13	1	4	32	14	63	7
1985	Nashua	.214	104	341	28	73	9	4	3	40	16	56	5
	Hawaii	.250	1	4	0	1	0	0	0	0	0	0	0
1986	Nashua	.183	53	169	17	31	10	2	0	12	9	20	0
	Hawaii	.259	30	108	11	28	5	2	0	15	1	18	0
	Pittsburgh	.000	2	3	0	0	0	0	0	0	0	1	0
1987	Vancouver	.221	88	285	24	63	5	4	1	28	13	53	0
1988	Harrisburg	.275	48	160	12	44	7	1	0	19	2	25	2
	Buffalo	.256	24	82	4	21	3	1	0	2	3	11	0
	Pittsburgh	.200	2	5	1	1	0	1	0	1	0	2	0
1989	Denver	.195	12	41	2	8	0	0	0	2	0	13	0
MINOR LEAGUE TOTALS		.228	595	1904	169	434	79	16	13	196	75	376	14
MAJOR LEAGUE TOTALS		.125	4	8	1	1	0	1	0	1	0	3	0

#### RODRIGUEZ' CAREER TRANSACTIONS

- Signed by Pittsburgh as a non-drafted free agent on November 6, 1981.
- Acquired by Denver (Milwaukee organization) for player to be named later (Lou Thornton) on March 17, 1989.
- Signed by Houston as a six-year free agent on February 2, 1990; invited to spring training as a non-roster player.

#### Versus The National League

1989					Career					
AVG.	AB	H	HR	RBI	CLUB	AVG.	AB	H	HR	RBI
—	—	—	—	—	Chicago	.250	4	1	0	1
—	—	—	—	—	Montreal	.000	1	0	0	0
—	—	—	—	—	New York	.000	3	0	0	0
—	—	—	—	—	Philadelphia	—	—	—	—	—
—	—	—	—	—	Pittsburgh	—	—	—	—	—
—	—	—	—	—	St. Louis	—	—	—	—	—
—	—	—	—	—	Totals vs. East	.125	8	1	0	1
—	—	—	—	—	Atlanta	—	—	—	—	—
—	—	—	—	—	Cincinnati	—	—	—	—	—
—	—	—	—	—	Houston	—	—	—	—	—
—	—	—	—	—	Los Angeles	—	—	—	—	—
—	—	—	—	—	San Diego	—	—	—	—	—
—	—	—	—	—	San Francisco	—	—	—	—	—
—	—	—	—	—	Totals vs. West	—	—	—	—	—

#### RODRIGUEZ' CAREER FIELDING

	PO	A	E	PB	PCT.
Catcher	15	0	0	0	1.000



## SCOTT SERVAIS

#65 - Catcher

**BIRTHDATE:** June 4, 1967

**1990 OPENING DAY AGE:** 22

**BIRTHPLACE:** LaCross, Wisconsin

**HOME:** Coon Valley, Wisconsin

**BATS:** Right

**THROWS:** Right

**HEIGHT:** 6-2

**WEIGHT:** 195

**M.L. SERVICE:** None

**CONTRACT STATUS:** Signed through 1990

**HOW OBTAINED:** Selected by the Astros in the third round of the 1988 June draft.

**1989 HIGHLIGHTS:** Began his first year of pro baseball at Osceola but earned a promotion to Columbus after hitting .268 in 46 games. Started slowly at Osceola, hitting just .206 in April. Rebounded by hitting .300 in May to earn a trip to Columbus in June. Hit .318 in his first 14 games with the Mudcats, but struggled to a .162 mark in July. Bounced back with a .253 effort in August to finish the year. Hit .351 in 11 games vs. Birmingham (13x37) with a homer and nine RBI.

**PERSONAL/MISCELLANEOUS:** A member of the 1988 U.S. Olympic team which captured the gold medal in Seoul, South Korea and 1987 Pan American team which won a silver. Serves as an Athlete Representative to the United States Baseball Federation. Three-year starter at Creighton University. Makes his home in Coon Valley, Wisconsin.

### SERVAIS' CAREER TRANSACTIONS

—Selected by the New York Mets in the second round of the June, 1985 draft.

—Selected by Houston in the third round of the 1988 June draft.

#### SCOTT DANIEL SERVAIS

YEAR	CLUB	AVG.	G	AB	R	H	2B	3B	HR	RBI	BB	SO	SB
1988		Did Not Play - Olympic Team Member											
1989	Osceola	.268	46	153	16	41	9	0	2	23	16	35	0
	Columbus	.237	63	198	20	47	5	0	1	22	19	42	0
MINOR LEAGUE TOTALS		.251	109	351	36	88	14	0	3	45	35	77	0



## HARRY SPILMAN

#13 - Infielder

**BIRTHDATE:** July 18, 1954

**1990 OPENING DAY AGE:** 35

**BIRTHPLACE:** Albany, Georgia

**HOME:** Alvin, Texas

**BATS:** Left

**THROWS:** Right

**HEIGHT:** 6-1

**WEIGHT:** 190

**M.L. SERVICE:** 9 years, 111 days

**CONTRACT STATUS:** Signed through 1990  
(Triple A contract)

**HOW OBTAINED:** Signed as a free agent on August 17, 1988.

**1989 HIGHLIGHTS:** Batted .278 in 32 games with Houston after his contract was purchased from Triple A Tucson on July 28. Started third tour of duty with the Astros (1981-85, 88) by going hitless in his first nine at-bats. Went 2x3 in a start at first base vs. Pittsburgh on August 17. The hits were his first as an Astro since August 25, 1985 (0x19). Also had two hits in his second and third starting assignments, vs. St. Louis on August 25 and at Chicago on August 30. Was 6x13 (.462) and scored six runs in his four starts. Was 4x19 (.211) as a pinch hitter with a double, RBI and four walks. Reached base via hit or walk in five-of-eight pinch-hit appearances from September 13-26. Batted .274 with five home runs and 38 RBI in 69 games with Tucson before coming to Houston.

**CAREER RECAP: 1988**—Returned to Astros as free agent on August 17 after release from Giants. Reported to Tucson and hit .308 with one home run and five RBI in 11 games. Contract purchased from Tucson on September 2. Played in seven games



with Astros during September, and was hitless in five pinch-hit at-bats. Hit .175 with one home run and three RBI with Giants. Had first major league triple at Atlanta on June 28 after 750 career at-bats. Also played in Pacific Coast League with Phoenix and hit a combined .328 with four homers and 17 RBI in 20 games at Phoenix and Tucson. **1987**—Led Giants in pinch-hit at-bats (61), RBI (11) and tied for club lead with 13 pinch hits. Hit pinch-hit, three-run homer off Nolan Ryan on June 28. Stole first ML base on April 30 at Wrigley Field (410th game). Hit pinch homer off Todd Worrell in ninth inning of game three of NLCS. **1986**—Began season with Detroit after signing as a free agent in spring training. Hit .245 with three home runs and eight RBI with Detroit, including first career grand slam off Bert Blyleven in Minnesota on May 9. Released by Tigers on June 6 and signed with San Francisco on June 13. **1985**—Made 14 starts at first base in final year with Astros. Hit three-run pinch homer at Philadelphia on May 4. **1984**—Made third and final start as catcher on May 19 at Chicago. **1982**—Set career highs with four hits, two homers and four RBI at San Francisco on September 30. **1980**—Hit first two career home runs on consecutive pitches, connecting as pinch-hitter off Dick Ruthven of Philadelphia on May 11 and Jeff Reardon of New York on May 14. **1978**—Made ML debut with Cincinnati Reds on September 11.

**IN THE MINORS:** American Association All-Star in 1978. Named Eastern League MVP in 1977 at Three Rivers after winning batting title by 46 points (.373) and leading league in runs (94), hits (184) and doubles (39).

**MISCELLANEOUS:** Named All-State in baseball in 1973-74 at the Terrell Academy in Dawson, Georgia. Cousin of Greg Walker of Chicago White Sox. Father, Harry, Sr. was catcher in Dodgers minor league system in 1952. Father-in-law, Harley Grossman, was pitcher for 1952 Washington Senators.

**PERSONAL:** Spilman, wife Kim, daughter Kelly (2/13/83) and son Ryan (8/25/84), live in Alvin, Texas in the off-season.

## SPILMAN'S CAREER TRANSACTIONS

- Signed as free agent by Cincinnati Reds on June 25, 1974.
- Acquired by Houston for Rafael Landestoy (INF) on June 8, 1981.
- On disabled list, July 16, 1984—remainder of season with torn ligaments in right knee.
- Released by Detroit on June 6, 1986; signed with San Francisco as free agent on June 13, 1986.
- Released by San Francisco on August 11, 1988; signed with Houston as free agent on August 17, 1988.
- Granted free agency on October 22, 1988; invited to spring training as non-roster player by Houston on January 30, 1989.

## WILLIAM HARRY SPILMAN

YEAR	CLUB	AVG.	G	AB	R	H	2B	3B	HR	RBI	BB	SO	SB
1974	Billings	.309	54	178	29	55	12	2	2	30	13	33	3
1975	Tampa	.259	115	348	33	90	13	1	1	38	61	43	6
1976	Tampa	.249	118	361	50	90	12	5	6	35	65	48	6
1977	Three Rivers	.373*	133	493	94*	184*	39*	3	16	78	74	40	1
1978	Indianapolis	.295	133	488	95	144	26	4	3	79	68	57	2
	Cincinnati	.250	4	4	1	1	0	0	0	0	0	1	0
1979	Indianapolis	.288	71	267	42	77	13	3	3	27	37	29	12
	Cincinnati	.214	43	56	7	12	3	0	0	5	7	5	0
1980	Cincinnati	.267	65	101	14	27	4	0	4	19	9	19	0
1981	Cincinnati	.167	23	24	4	4	1	0	0	3	3	7	0
	Houston	.294	28	34	5	10	0	0	0	1	2	3	0
1982	Tucson	.332	53	190	34	63	16	3	6	33	24	27	1
	Houston	.279	38	61	7	17	2	0	3	11	5	10	0
1983	Houston	.167	42	78	7	13	3	0	1	9	5	12	0
1984	Houston	.264	32	72	14	19	2	0	2	15	12	10	0
1985	Houston	.136	44	66	3	9	1	0	1	4	3	7	0
1986	Detroit	.245	24	49	6	12	2	0	3	8	3	8	0
	San Francisco	.287	58	94	12	27	7	0	2	22	12	13	0
1987	San Francisco	.267	83	90	5	24	5	0	1	14	9	20	1
1988	Phoenix	.342	9	38	3	13	1	1	3	12	3	7	0
	San Francisco	.175	40	40	4	7	1	1	1	3	4	6	0
	Tucson	.308	11	26	4	8	3	0	1	5	1	3	0
	Houston	.000	7	5	0	0	0	0	0	0	0	3	0
1989	Tucson	.274	69	230	29	63	12	1	5	38	18	21	1
	Houston	.278	32	36	7	10	3	0	0	3	7	2	0
MINOR LEAGUE TOTALS		.300	766	2619	413	787	147	23	56	375	364	308	32
HOUSTON TOTALS		.222	223	352	43	78	11	0	7	43	34	47	0
AL TOTALS		.245	24	49	6	12	2	0	3	8	3	8	0
NL TOTALS		.237	539	761	90	180	32	1	15	109	78	118	1
MAJOR LEAGUE TOTALS		.237	563	810	96	192	34	1	18	117	81	126	1

Career Pinch Hitting (1989 Totals): .231, 329-76-7-49 (.211, 19-4-0-1)

# Versus The National League

1989						Career				
AVG.	AB	H	HR	RBI	CLUB	AVG.	AB	H	HR	RBI
.600	5	3	0	1	Chicago	.264	91	24	1	13
—	—	—	—	—	Montreal	.204	49	10	0	6
—	—	—	—	—	New York	.289	38	11	3	12
—	—	—	—	—	Philadelphia	.263	38	10	2	8
.286	7	2	0	1	Pittsburgh	.258	62	16	2	8
.400	5	2	0	0	St. Louis	.200	75	15	2	8
.412	17	7	0	2	Totals vs. East	.244	353	86	10	55
.500	4	2	0	1	Atlanta	.292	106	31	1	16
.000	6	0	0	0	Cincinnati	.178	45	8	1	7
—	—	—	—	—	Houston	.239	46	11	1	6
.000	2	0	0	0	Los Angeles	.154	91	14	0	10
.000	4	0	0	0	San Diego	.164	61	10	0	6
.333	3	1	0	0	San Francisco	.339	59	20	2	9
.158	19	3	0	1	Totals vs. West	.230	408	94	5	54

## 1989 Batting Breakdown

	AVG.	AB	H	HR	RBI		AVG.	AB	H	HR	RBI
Season	.278	36	10	0	3	April	—	—	—	—	—
Home	.333	15	5	0	2	May	—	—	—	—	—
Road	.238	21	5	0	1	June	—	—	—	—	—
Day	.182	11	2	0	0	July	—	—	—	—	—
Night	.320	25	8	0	3	August	.292	24	7	0	2
vs. RHP	.281	32	9	0	2	Sept./Oct.	.250	12	3	0	1
vs. LHP	.250	4	1	0	1	Before ASG	—	—	—	—	—
						After ASG	.278	36	10	0	3

## HARRY SPILMAN GAME HIGHS

Most Hits: 4 (twice) - last time, July 28, 1987 at Los Angeles  
 Most RBI: 4 (3 times) - last time, July 13, 1986 vs. Pittsburgh  
 Most Home Runs: 2, September 30, 1982 at San Francisco  
 Longest Hitting Streak: 6, May 1-18, 1984  
 Most Stolen Bases: 1, April 30, 1987 at Chicago

## SPILMAN'S CAREER FIELDING

	PO	A	E	PB	PCT.
First Base	974	61	9	—	.991
Second Base	1	1	0	—	1.000
Third Base	9	21	2	—	.938
Outfield	0	1	1	—	.500
Catcher	33	5	0	1	1.000



## RANDY ST. CLAIRE

### #67 - Righthanded Pitcher

**BIRTHDATE:** August 23, 1960

**1990 OPENING DAY AGE:** 29

**BIRTHPLACE:** Glens Falls, New York

**HOME:** Lake George, New York

**BATS:** Left

**THROWS:** Right

**HEIGHT:** 6-2

**WEIGHT:** 190

**M.L. SERVICE:** 2 years, 106 days

**CONTRACT STATUS:** Signed through 1990

**HOW OBTAINED:** Invited to Spring Training as a non-roster player on January 26, 1990.

**1989 HIGHLIGHTS:** Released by the Reds at the end of spring training. Signed a Triple A contract with the Twins organization and opened the season with Portland. Was 3-0 with a 2.04 ERA in 21 games before his contract was purchased by Minnesota on June 19. Picked up his only save in his first appearance on June 21 vs. Cleveland. Roughed up for five runs in 1.2 innings vs. Boston on June 24, then posted a 2.38 ERA in his next seven appearances. Picked up his first AL win on July 16 vs. Boston. Outrighted to Portland on August 3.

**CAREER RECAP: 1988**—Split time between Triple A and the majors in both the Expos and Reds organizations. Opened the year with Montreal. Was sent to the Reds along with Jeff Reed and Herm Winningham for Tracy Jones and Pat Pacillo on July 13. Was 0-3 with a 2.87 ERA in 27 games for Indianapolis. Finished second in the American Association with a combined 13 saves. **1987**—Saved a career-high seven games for the Expos. **1986**—Led the American Association with 57 games and tied for second with 15 saves. Picked up his first ML save on October 3 at Philadelphia. **1985**—Won his first ML game at San Francisco on June 3, pitching the final four innings and scoring the winning run. **1984**—Made the jump from Double A to Montreal, making his debut on September 11.

**IN THE MINORS:** Did not allow a homer in a stretch of 51 innings at Jamestown in 1981. Became a fulltime reliever in 1983. Had 10 wins and 15 saves in 48 games at Jacksonville in 1984 before moving on to Indianapolis. Had eight saves in 11 appearances there before earning a promotion to Montreal.

**PERSONAL/MISCELLANEOUS:** Signed by the Expos out of a tryout camp in 1978. The son of the late Ebba St. Claire, who played for the Braves and Giants (1951-54). From the same hometown as major league pitchers Dave LaPoint and David Palmer. St. Claire, wife Liz and daughters Monique (6/9/84) and Chantal (9/18/86) make their home in Lake George, New York.

### ST. CLAIRE'S CAREER TRANSACTIONS

- Signed as a free agent by Montreal on September 9, 1978.
- On disabled list, May 7-17, 1985.
- Traded with Jeff Reed (C) and Herm Winningham (OF) to Cincinnati for Tracy Jones (OF) and Pat Pacillo (P) on July 13, 1988.
- Released by Cincinnati, March 28, 1989.
- Signed by Portland (Twins organization) on April 1, 1989.
- Invited by Houston to Spring Training as a non-roster player on January 25, 1990.

### RANDY ANTHONY ST. CLAIRE

YEAR	CLUB	W-L	ERA	G	GS	CG	SHO	SV	IP	H	R	ER	BB	SO
1979	Calgary	1-2	4.36	6	6	0	0	0	33.0	30	22	16	15	17
1980	Calgary	5-7	4.26	21	4	0	0	0	57.0	65	36	27	23	51
1981	Jamestown	4-1	1.94	13	3	1	1	0	51.0	53	22	11	17	36
1982	San Jose	2-5	4.13	9	8	2	0	0	61.0	58	32	28	20	44
	West Palm Beach	3-8	5.26	19	5	2	0	2	65.0	74	41	38	17	38
1983	West Palm Beach	5-7	2.11	42	0	0	0	11	98.0	72	33	23	31	77
1984	Jacksonville	10-7	2.88	48	0	0	0	15	75.0	64	35	24	29	56
	Indianapolis	1-1	1.02	13	0	0	0	8	17.2	15	2	2	6	17
	Montreal	0-0	4.50	4	0	0	0	0	8.0	11	4	4	2	4
1985	Indianapolis	0-1	1.83	11	0	0	0	6	19.2	21	5	4	3	11
	Montreal	5-3	3.93	42	0	0	0	0	68.2	69	32	30	26	25
1986	Indianapolis	5-7	3.99	57*	0	0	0	15	99.1	105	49	44	29	72
	Montreal	2-0	2.37	11	0	0	0	1	19.0	13	5	5	6	21
1987	Indianapolis	0-1	2.18	18	0	0	0	7	20.2	12	5	5	12	15
	Montreal	3-3	4.03	44	0	0	0	7	67.0	64	31	30	20	43
1988	Indianapolis	0-3	2.87	27	0	0	0	8	31.1	25	13	10	7	21
	Montreal	0-0	6.14	6	0	0	0	0	7.1	11	5	5	5	6
	Nashville	0-0	2.00	9	0	0	0	5	9.0	10	2	2	2	6
	Cincinnati	1-0	2.63	10	0	0	0	0	13.2	13	8	4	5	8
1989	Portland	4-0	3.18	27	1	0	0	3	45.0	39	21	16	17	48
	Minnesota	1-0	5.24	14	0	0	0	1	22.1	19	13	13	10	14
MINOR LEAGUE TOTALS		40-50	3.30	320	27	5	1	80	682.2	643	318	250	228	509
NL TOTALS		11-6	3.82	117	0	0	0	8	183.2	181	85	78	64	107
MAJOR LEAGUE TOTALS		12-6	3.98	131	0	0	0	9	206.0	200	98	91	74	121

### MAJOR LEAGUE HITTING RECORD

Lifetime

AVG.  
.231

AB  
13

H  
3

HR  
0

RBI  
0

Former Houston Colt .45 John Paciorek holds the distinction of having the most at-bats of any of the handful of players who have ended their careers with a perfect 1.000 batting average. His lone appearance in the majors came on September 29, 1963 for the Colts against the New York Mets and he went 3-for-3 with three RBI and four runs scored. However, a back injury prevented him from ever returning to the major leagues.

# Versus The National League

1989						Career						
W-L	ERA	G	IP	H	ER	CLUB	W-L	ERA	G	IP	H	ER
—	—	—	—	—	—	Chicago	2-1	6.75	17	22.2	28	17
—	—	—	—	—	—	Montreal	0-0	4.50	2	2.0	1	1
—	—	—	—	—	—	New York	2-0	4.37	14	22.2	21	11
—	—	—	—	—	—	Philadelphia	1-0	2.78	17	22.2	19	7
—	—	—	—	—	—	Pittsburgh	2-0	3.13	11	23.0	25	8
—	—	—	—	—	—	St. Louis	1-1	2.51	9	14.1	12	4
—	—	—	—	—	—	Totals vs. East	8-2	4.02	70	107.1	106	48
—	—	—	—	—	—	Atlanta	1-0	3.38	7	13.1	12	5
—	—	—	—	—	—	Cincinnati	0-3	9.75	8	12.0	21	13
—	—	—	—	—	—	Houston	1-0	1.02	10	17.2	16	2
—	—	—	—	—	—	Los Angeles	0-0	2.25	7	8.0	8	2
—	—	—	—	—	—	San Diego	0-0	3.09	8	11.2	9	4
—	—	—	—	—	—	San Francisco	1-1	2.63	7	13.2	9	4
—	—	—	—	—	—	Totals vs. West	3-4	3.54	47	76.1	75	30

## RANDY ST. CLAIRE'S GAME HIGHS

Longest Winning Streak: 2 (3 times) - last time, April 23-May 2, 1987

Most Strikeouts: 5, September 20, 1987 vs. Philadelphia

Innings Pitched: 4 (twice) - last time, August 10, 1985 vs. Pittsburgh

## ST. CLAIRE'S CAREER FIELDING

	PO	A	E	PCT.
Pitcher	11	33	0	1.000

## MARK THURMOND

### #29 - Lefthanded Pitcher

**BIRTHDATE:** September 12, 1956

**1990 OPENING DAY AGE:** 33

**BIRTHPLACE:** Houston, Texas

**HOME:** Katy, Texas

**BATS:** Left

**THROWS:** Left

**HEIGHT:** 6-0

**WEIGHT:** 193

**M.L. SERVICE:** 6 years, 80 days

**CONTRACT STATUS:** Signed through 1990

**HOW OBTAINED:** Invited to spring training as non-roster invitee on February 1, 1990.



**1989 HIGHLIGHTS:** Pitched a career-high 49 games for the Baltimore Orioles, all but two in relief. Tallied 83 innings out of the bullpen, fourth-most among American League lefthanded relievers. Had a strikeouts-to-walks ratio of two-to-one (34 strikeouts, 17 walks), best on the O's staff. Converted all four of his save opportunities and earned saves in all seven opportunities in two seasons with Baltimore. Allowed six home runs in 90.0 innings, and did not allow a home run after July 13 (Lance Parrish at California).

**CAREER RECAP: 1988**—Began season in Orioles starting rotation but had contract optioned to Rochester after losing first six starts and carrying a 7.76 ERA. Returned to Baltimore on June 27 and made final 37 appearances in relief, earning three saves and limiting opponents to 2.81 ERA in 48.0 innings and .223 average after recall. Allowed only one run in 18.2 innings (0.48 ERA) from June 18-August 7. Acquired from Detroit on February 26 in exchange for contract of Ray Knight. **1987**—Third on Tigers staff in appearances (48) and used exclusively in relief for only time in career. Earned career-best five saves. Appeared in game four of the ALCS in the Tigers 5-3 loss to Minnesota. **1986**—Was 3-7 with 6.50 ERA for San Diego before having contract sent to Detroit in exchange for Dave LaPoint on July 9. Went 4-1 with 1.92 ERA in 25 appearances with Tigers. Tossed a one-hitter vs. the St. Louis Cardinals on April 30 in San Diego, allowing just a seventh-inning single to Willie McGee. **1985**—Suffered disappointing season, losing 11 games to tie for Padres high. Lost both games of doubleheader at San Francisco on June 15. **1984**—Won career-high 14 games and named as lefthanded pitcher on *The Sporting News* National League All-Star Team. Finished ninth in the N.L. with a 2.97 ERA. Won five straight games and posted 22 consecutive scoreless innings from July 26-August 11. Was 7-2 with 1.91 ERA in 10 starts between June 23-August 11. Made three post-season starts.

including game one of World Series, losing 3-2 to Detroit's Jack Morris. **1983**—Received Clyde McCullough Award given to top Padres rookie. Held opponents to two runs or less in 14 of 18 starts. Made first major league start on June 29, topping Los Angeles 13-2 on a seven-hitter.

**IN THE MINORS:** Tied for Texas League lead in starts (27) in 1981 and finished eighth in ERA (3.26) at Amarillo. Was sixth in ERA (3.57) at Hawaii in 1982.

**PERSONAL:** Played collegiately at Texas A&M University and was graduated in 1979 with a B.S. in finance. Two-time All-America with Aggies, where he holds career records in wins, strikeouts and shutouts. Drafted by Padres in fifth round of June, 1979 draft. A Houston native (Spring Branch High School) who now resides in Katy with wife Deborah, son Mark (1/27/85) and twin sons Drew and Dean (3/10/86).

## THURMOND'S CAREER TRANSACTIONS

- Selected by San Diego Padres in fifth round of June, 1979 draft.
- Acquired by Detroit for Dave LaPoint (P) on July 9, 1986.
- Acquired by Baltimore for Ray Knight (INF) on February 26, 1988.
- Invited to spring training as non-roster player on February 1, 1990.

## MARK ANTHONY THURMOND

YEAR	CLUB	W-L	ERA	G	GS	CG	SHO	SV	IP	H	R	ER	BB	SO
1979	Amarillo	3-5	5.63	17	8	2	1	0	62.0	89	52	39	31	46
1980	Amarillo	10-9	3.87	26	25	7	1	1	156.0	164	80	67	61	125
1981	Amarillo	12-5	3.26	27	27*	10	2	0	193.0	202	86	70	56	128
1982	Hawaii	12-10	3.57	28	28	9	2	0	194.0	202	88	77	58	106
1983	San Diego	7-3	2.65	21	18	2	0	0	115.1	104	40	34	33	49
	Las Vegas	6-1	3.29	19	6	1	0	4	63.0	63	28	23	24	38
1984	San Diego	14-8	2.97	32	29	1	1	0	178.2	174	70	59	55	57
1985	San Diego	7-11	3.97	36	23	1	1	2	138.1	154	70	61	44	57
1986	San Diego	3-7	6.50	17	15	2	1	0	70.2	96	58	51	27	32
	Detroit	4-1	1.92	25	4	0	0	3	51.2	44	13	11	17	17
1987	Detroit	0-1	4.23	48	0	0	0	5	61.2	83	32	29	24	21
1988	Baltimore	1-8	4.58	43	6	0	0	3	74.2	80	43	38	27	29
	Rochester	5-3	2.65	8	8	1	0	0	54.1	40	22	16	18	25
1989	Baltimore	2-4	3.90	49	2	0	0	4	90.0	102	43	39	17	34
MINOR LEAGUE TOTALS		48-33	3.64	125	102	30	6	5	722.1	760	356	292	248	468
AL TOTALS		7-14	3.79	165	12	0	0	15	278.0	309	131	117	85	101
NL TOTALS		31-29	3.67	106	85	6	3	2	503.0	528	238	205	159	195
MAJOR LEAGUE TOTALS		38-43	3.71	271	97	6	3	17	781.0	837	369	322	244	296

## MAJOR LEAGUE HITTING TOTALS

Lifetime

AVG.	AB	H	HR	RBI
.144	153	22	0	22

## CHAMPIONSHIP SERIES RECORD

YEAR	CLUB/OPP	W-L	ERA	G	GS	CG	SHO	SV	IP	H	R	ER	BB	SO
1984	S.D. vs. Chi	0-1	9.82	1	1	0	0	0	3.2	7	4	4	2	1
1987	Del. vs. Minn	0-0	0.00	1	0	0	0	0	0.1	0	0	0	0	0

## WORLD SERIES RECORD

YEAR	CLUB/OPP	W-L	ERA	G	GS	CG	SHO	SV	IP	H	R	ER	BB	SO
1984	S.D. vs. Del	0-1	10.13	2	2	0	0	0	5.1	12	6	6	3	2

## Versus The National League

1989							Career						
W-L	ERA	G	IP	H	ER	CLUB	W-L	ERA	G	IP	H	ER	
—	—	—	—	—	—	Chicago	1-2	5.29	5	17.0	22	10	
—	—	—	—	—	—	Montreal	1-3	9.74	6	20.1	37	22	
—	—	—	—	—	—	New York	3-4	5.85	8	27.2	37	18	
—	—	—	—	—	—	Philadelphia	2-1	3.82	6	35.1	33	15	
—	—	—	—	—	—	Pittsburgh	3-2	2.85	9	41.0	43	13	
—	—	—	—	—	—	St. Louis	4-1	2.29	9	51.0	39	13	
—	—	—	—	—	—	Totals vs. East	14-13	4.26	43	192.1	211	91	
—	—	—	—	—	—	Atlanta	4-4	2.67	14	84.1	83	25	
—	—	—	—	—	—	Cincinnati	4-1	2.47	9	51.0	44	14	
—	—	—	—	—	—	Houston	2-3	3.94	12	48.0	48	21	
—	—	—	—	—	—	Los Angeles	6-2	2.80	16	86.2	87	27	
—	—	—	—	—	—	San Diego	0-0	0.00	0	0.0	0	0	
—	—	—	—	—	—	San Francisco	1-6	5.97	12	40.2	55	27	
—	—	—	—	—	—	Totals vs. West	17-16	3.30	63	310.2	317	114	

### 1989 Pitching Breakdown

	W-L	ERA	G	IP	H	ER		W-L	ERA	G	IP	H	ER
Season	2-4	3.90	49	90.0	102	39	April	0-1	3.44	7	18.1	15	7
Home	2-3	3.83	25	44.2	53	19	May	1-0	2.70	6	6.2	10	2
Road	0-1	3.97	24	45.1	49	20	June	1-0	4.05	10	20.0	22	9
Day	0-2	2.08	8	17.1	15	4	July	0-2	3.32	11	21.2	27	8
Night	2-2	4.33	41	72.2	87	35	August	0-1	4.08	9	17.2	18	8
Starter	0-1	6.43	2	7.0	9	5	Sept./Oct.	0-0	7.94	6	5.2	10	5
Reliever	2-3	3.69	47	83.0	93	34	Before ASG	2-2	3.31	27	51.2	52	19
							After ASG	0-2	4.70	22	38.1	50	20

### MARK THURMOND'S GAME HIGHS

Longest Winning Streak: 5, July 16-August 11, 1984

Longest Losing Streak: 6, April 8-May 10, 1988

Most Strikeouts, Starter: 8, August 27, 1985 at Philadelphia

Most Strikeouts, Reliever: 3 (five times) - last time, June 28, 1988 vs. Toronto at Baltimore

Lowest Hits, CG, Starter: 1, April 30, 1986 vs. St. Louis at San Diego

## THURMOND'S CAREER FIELDING

	PO	A	E	PCT.
Pitcher	45	129	2	.989



## LEE TUNNELL

### #69 - Righthanded Pitcher

**BIRTHDATE:** October 30, 1960

**1990 OPENING DAY AGE:** 29

**BIRTHPLACE:** Tyler, Texas

**HOME:** Round Rock, Texas

**BATS:** Right

**THROWS:** Right

**HEIGHT:** 6-1

**WEIGHT:** 180

**M.L. SERVICE:** 4 years, 46 days

**CONTRACT STATUS:** Signed through 1990

**HOW OBTAINED:** Invited to spring training as a non-roster player on January 26, 1990.

**1989 HIGHLIGHTS:** Opened the season with Portland and was 2-3 with a 1.80 ERA in 11 games before he joined the Twins when German González was placed on the 15-day DL. Did not allow an earned run in his first six appearances with the Twins (5.2 innings). Picked up his first AL victory vs. Milwaukee on June 17. ERA stood at 1.93 after that win, but it increased to 6.00 as he surrendered six runs in his next 1.2 innings. Returned to Portland on June 22 and was 0-1 with a 4.15 ERA in 14 appearances to finish the year.

**CAREER RECAP: 1988**—Spent the entire season at Louisville. **1987**—Called up from Louisville on May 15. Made his first start vs. Cincinnati on May 17 and won 10-2. Won three of his first four decisions. Placed on 15-day DL from August 8-23 with inflammation in his right shoulder. Not on the NLCS roster, but added for the World Series when Jack Clark was unable to play. Made two Series appearances with a 2.08 ERA. **1986**—Won three of his first four decisions with Hawaii, then went 1-10. **1985**—Optioned to Hawaii after a 0-5 start. Recalled on June 28 and was 4-5 with a 3.84 ERA in 18 starts after his return. **1984**—Used mainly in long relief. On the DL from July 2-23 with a stiff right shoulder. **1983**—Was 10-3 in 22 appearances after June 25, including a 9-3 record and 2.86 ERA in 16 starts after the All-Star break. Tied for fifth in the league with three shutouts. Put together the league's longest scoreless innings streak (28.0) in four starts between August 23 and September 6. Tied for the NL lead with six double plays. **1982**—Non-roster invitee in his second pro season. Made his ML debut on September 4 at Los Angeles when he filled in at the last minute for John Candelaria and tossed seven shutout innings to defeat Fernando Valenzuela, 1-0.

**IN THE MINORS:** Finished fourth in the PCL with a 3.65 ERA in 1982 at Portland. Made just one appearance at Bradenton before jumping to Double A Buffalo in his first season.

**PERSONAL/MISCELLANEOUS:** Three-year letterman at Baylor before being selected in the second round of the June, 1981 draft. Attended Anderson High School in Austin. Tunnell, wife Bea and children Emily (2/26/87) and James (9/3/88) make their home in Round Rock, Texas.

## TUNNELL'S CAREER TRANSACTIONS

- Selected by Pittsburgh in the second round of the June, 1981 draft.
- On the disabled list, July 2-23, 1984 with a stiff right shoulder.
- Contract purchased by Louisville on April 6, 1987 to complete the trade of Tony Pena (C) to St. Louis by Pittsburgh for Andy Van Slyke (OF), Mike LaValliere (C) and Mike Dunne (P).
- On disabled list, August 8 to September 1, 1987 with inflammation in right shoulder.
- Signed as a free agent by Minnesota on February 13, 1989.
- Invited to spring training as a non-roster player by Houston on January 26, 1990.

### BYRON LEE TUNNELL

YEAR	CLUB	W-L	ERA	G	GS	CG	SHO	SV	IP	H	R	ER	BB	SO
1981	Bradenton	0-0	0.00	1	1	0	0	0	4.0	0	0	0	1	6
	Buffalo	5-5	4.44	12	12	0	0	0	71.0	76	38	35	37	45
1982	Portland	12-9	3.46	28	27	9	2	0	189.2	182	93	73	91	112
	Pittsburgh	1-1	3.93	5	3	0	0	0	18.1	17	8	8	5	4
1983	Pittsburgh	11-6	3.65	35	25	5	3	0	177.2	167	81	72	58	95
1984	Pittsburgh	1-7	5.27	26	6	0	0	1	68.1	81	44	40	40	51
1985	Hawaii	4-1	2.31	7	7	2	2	0	46.2	32	12	12	24	29
	Pittsburgh	4-10	4.01	24	23	0	0	0	132.1	126	70	59	57	74
1986	Hawaii	4-11	6.01	27	26	2	0	0	142.1	180	106	95	81	95
1987	Louisville	4-1	3.41	6	6	1	1	0	37.0	33	16	14	19	32
	St. Louis	4-4	4.84	32	9	0	0	0	74.1	90	45	40	34	49
1988	Louisville	6-8	3.86	24	20	0	0	0	135.1	136	69	58	55	60
1989	Portland	2-4	2.71	25	5	0	0	4	66.0	56	24	20	23	58
	Minnesota	1-0	6.00	10	0	0	0	0	12.0	18	8	8	6	7
MINOR LEAGUE TOTALS		37-39	3.99	130	104	14	5	4	692.0	695	358	307	331	437
NL TOTALS		21-28	4.18	122	66	5	3	1	471.0	481	248	219	194	273
MAJOR LEAGUE TOTALS		22-28	4.23	132	66	5	3	1	483.0	499	256	227	200	280

#### MAJOR LEAGUE HITTING RECORD

Lifetime

AVG. 116 AB 138 H 16 HR 0 RBI 7

#### WORLD SERIES RECORD

YEAR	CLUB/OPP	W-L	ERA	G	GS	CG	SHO	SV	IP	H	R	ER	BB	SO
1987	St.L. vs. Minn	0-0	2.08	2	0	0	0	0	4.1	4	2	1	2	1

#### Versus The National League

1989

Career

W-L	ERA	G	IP	H	ER	CLUB	W-L	ERA	G	IP	H	ER
—	—	—	—	—	—	Chicago	2-2	5.63	13	56.0	68	35
—	—	—	—	—	—	Montreal	1-4	5.32	14	45.2	53	27
—	—	—	—	—	—	New York	1-6	4.65	16	62.0	56	32
—	—	—	—	—	—	Philadelphia	2-2	4.39	14	55.1	64	27
—	—	—	—	—	—	Pittsburgh	0-0	4.91	3	7.1	7	4
—	—	—	—	—	—	St. Louis	3-5	3.83	15	51.2	47	22
—	—	—	—	—	—	Totals vs. East	9-19	4.76	75	278.0	295	147
—	—	—	—	—	—	Atlanta	2-2	4.50	7	28.0	27	14
—	—	—	—	—	—	Cincinnati	2-2	5.00	6	27.0	28	15
—	—	—	—	—	—	Houston	2-1	1.60	9	45.0	35	8
—	—	—	—	—	—	Los Angeles	1-2	4.07	6	24.1	25	11
—	—	—	—	—	—	San Diego	3-0	2.09	9	38.2	36	9
—	—	—	—	—	—	San Francisco	2-2	4.50	10	30.0	35	15
—	—	—	—	—	—	Totals vs. West	12-9	3.36	47	193.0	186	72

#### LEE TUNNELL'S GAME HIGHS

Most Strikeouts: 10 (twice) - last time, July 31, 1985 vs. Philadelphia  
 Fewest Hits in Complete Game: 3, September 6, 1983 vs. St. Louis

## TUNNELL'S CAREER FIELDING

	PO	A	E	PCT.
Pitcher	33	88	1	.992





## ERIC YELDING

### #15 - Infielder

**BIRTHDATE:** February 22, 1965

**1990 OPENING DAY AGE:** 25

**BIRTHPLACE:** Montrose, Alabama

**HOME:** Montrose, Alabama

**BATS:** Right

**THROWS:** Right

**HEIGHT:** 5-11

**WEIGHT:** 165

**M.L. SERVICE:** 1 year

**CONTRACT STATUS:** Signed through 1990

**HOW OBTAINED:** Claimed on waivers from the Chicago Cubs organization on April 3, 1989.

**1989 HIGHLIGHTS:** Made major league debut as a pinch-runner vs. San Diego on April 9. Had his first major league at-bat April 10 vs. Cincinnati. Had first major league stolen base and run scored on April 22 vs. Reds. Recorded first major league hit, a bunt single, vs. Pittsburgh on May 20 (fifth major league at-bat) off Randy Kramer. Made first start on May 21, playing centerfield. Also made starts at shortstop (6 games), second base (6 games) and rightfield (1 game). Had two hits in a game on four occasions and recorded three RBI on July 17 at New York. Had stolen base high of two at New York on July 18. Hit safely in his final four games, going 6x16 (.375) with three runs, two RBI and a stolen base. Did not commit an error in 15 games at shortstop, handling 36 chances.

**IN THE MINORS:** Led International League (AAA) in stolen bases (59) and at-bats (556), and tied for league lead in games (138) and runs (69) in 1988. Also finished third in hits (139). Played 88 games at second base and 50 games at shortstop. Ranked third among second basemen in putouts (146), assists (194) and total chances (361). Starting shortstop in Triple A All-Star Game in Buffalo. Grounded into just four doubleplays in 632 plate appearances. Stole a total of 83 bases in 1987, including 73 at Myrtle Beach, third-highest in the South Atlantic League. Led California League in at-bats (560) in 1986 while finishing second in hits (157) and tying for second in steals (41). Selected to California League year-end All-Star team and voted team's Most Valuable Player. Converted to shortstop before 1986 season and led all shortstops in games played (131), putouts (231) and total chances (573). Led Carolina League with 62 stolen bases in 1985. Led Pioneer League with 304 at bats in 1984.

**MISCELLANEOUS:** A 1983 graduate of Fairhope High School in Montrose, Alabama, where he played baseball, football and basketball. Attended Chipola JC in Marianna, Florida. Stole 276 bases in 598 games in minors between 1984-88. Cousin Cedric plays basketball at the University of South Alabama.

**PERSONAL:** Yelding is single and resides in Montrose, Alabama, during the off-season.

### YELDING'S CAREER TRANSACTIONS

- Selected by Toronto in 1st round (19th player overall) in January, 1984 draft.
- Selected by Chicago Cubs in the major league winter draft on December 5, 1988.
- Claimed on waivers by Houston on April 3, 1989.

#### ERIC GIRARD YELDING

YEAR	CLUB	AVG.	G	AB	R	H	2B	3B	HR	RBI	BB	SO	SB
1984	Medicine Hat	.309	67	*304	61	94	14	6	4	29	26	46	31
1985	Kinston	.260	135	526	59	137	14	4	2	31	33	70	*62
1986	Ventura County	.280	131	*560	83	157	14	7	4	40	33	84	41
1987	Knoxville	.200	39	150	23	30	6	1	0	7	12	25	10
	Myrtle Beach	.305	88	357	53	109	12	2	1	31	18	30	73
1988	Syracuse	.250	+138	*556	+69	139	15	2	1	38	36	102	*59
1989	Houston	.233	70	90	19	21	2	0	0	9	7	19	11
MINOR LEAGUE TOTALS		.272	598	2453	348	666	75	22	12	176	158	357	276
MAJOR LEAGUE TOTALS		.233	70	90	19	21	2	0	0	9	7	19	11

Career Pinch Hitting (1989 totals): .250, 16-4-0-0 (250, 16-4-0-0)

# Versus The National League

1989						Career				
AVG.	AB	H	HR	RBI	CLUB	AVG.	AB	H	HR	RBI
.250	4	1	0	0	Chicago	.250	4	1	0	0
.200	5	1	0	0	Montreal	.200	5	1	0	0
.222	9	2	0	3	New York	.222	9	2	0	3
.333	3	1	0	0	Philadelphia	.333	3	1	0	0
.133	15	2	0	1	Pittsburgh	.133	15	2	0	1
.083	12	1	0	0	St. Louis	.083	12	1	0	0
.167	48	8	0	4	Totals vs. East	.167	48	8	0	4
.455	11	5	0	2	Atlanta	.455	11	5	0	2
.231	13	3	0	2	Cincinnati	.231	13	3	0	2
.500	2	1	0	0	Los Angeles	.500	2	1	0	0
.200	10	2	0	0	San Diego	.200	10	2	0	0
.333	6	2	0	1	San Francisco	.333	6	2	0	1
.310	42	13	0	5	Totals vs. West	.310	42	13	0	5

# 1989 Batting Breakdown

	AVG.	AB	H	HR	RBI		AVG.	AB	H	HR	RBI
Season	.233	90	21	0	9	April	.000	1	0	0	0
Dome	.205	39	8	0	1	May	.133	15	2	0	0
Road	.255	51	13	0	8	June	.500	8	4	0	2
Day	.261	46	12	0	5	July	.250	16	4	0	3
Night	.205	44	9	0	4	August	.156	32	5	0	2
vs. RHP	.250	48	12	0	5	Sept./Oct.	.333	18	6	0	2
vs. LHP	.214	42	9	0	4	Before ASG	.276	29	8	0	2
						After ASG	.213	61	13	0	7

# ERIC YELDING GAME HIGHS

Most Hits: 2 (4 times) - last time, September 30, 1989 at Cincinnati  
 Most RBI: 3, July 17, 1989 at New York  
 Longest Hitting Streak: 3 (twice) - last time, September 26-29, 1989

# YELDING'S "MULTIPLE" GAMES

	HITS	RBI	SB
2 in a Game	4	—	1
3 in a Game	—	1	—

# YELDING'S CAREER FIELDING

	PO	A	E	PCT.
Second Base	20	30	2	.962
Shortstop	10	26	0	1.000
Outfield	7	1	1	.875



# JOEL YOUNGBLOOD

## #25 - Outfielder

**BIRTHDATE:** August 28, 1951

**1990 OPENING DAY AGE:** 38

**BIRTHPLACE:** Houston, Texas

**HOME:** Scottsdale, Arizona

**BATS:** Right

**THROWS:** Right

**HEIGHT:** 5-11

**WEIGHT:** 180

**M.L. SERVICE:** 14 years, 0 days

**CONTRACT STATUS:** Signed through 1990

**HOW OBTAINED:** Invited to spring training as a non-roster player on February 2, 1990.

**1989 HIGHLIGHTS:** Had eight pinch-hits to boost career total to 93, tied with ex-Astro Denny Walling and Dave Philley for 18th place on the all-time list. Went 4x4 in start vs. Phillies on May 6. Hit game tying, pinch-hit home run at Chicago on August 21 in come-from-behind Cincinnati win. Signed by Reds as free agent on December 21, 1988, 12 years after his first stint with Cincinnati during his rookie season in 1976.

**CAREER HIGHLIGHTS: 1988**—Finished second in the majors with 15 pinch-hits. Also was ninth in National League in pinch-hit average at .306 (15x49). Recorded four hits at Atlanta on August 7. **1987**—Tied Graig Nettles for league lead with three pinch-hit home runs. Tied for Giants lead with 13 pinch-hits and finished 10th in National League with .295 pinch-hit average (13x44). Was 6x8 with two home runs and four RBI from July 27-August 11. Broke right wrist in collision with left field wall on September 19 vs. Cincinnati, missing post-season action due to the injury. **1986**—Was 16x58 (.276) off the bench, the second-highest pinch-hit total in Giants history, behind Candy Maldonado's 17 pinch-hits in 1986. Made third appearance of career at shortstop. Played six positions (1B, 2B, 3B, SS, LF and RF). **1985**—Hit his first-ever home run at the Astrodome on August 5 off Charley Kerfeld, thus fulfilling a promise of hitting a home run in the Dome for his grandfather who passed away in 1970. **1984**—Stole home at Houston on August 7 as front end of a double steal. Homered in three straight games from June 7-9. **1983**—Led San Francisco in batting (.292) in first season with club. Hit a career-best 17 home runs and batted .317 after the All-Star break. Signed with the Giants as a free agent on February 7. **1982**—Became first player in Major League history to record hits for two different teams on the same day. Had a game-winning single for the Mets on August 4 in Chicago and was traded to Montreal for pitcher Tom Gorman after the game. Joined Montreal in Philadelphia that night and got a pinch-hit single off Steve Carlton. **1981**—Hit .350 in injury-shortened season. Represented New York Mets in All-Star Game. **1980**—Finished second in National League in pinch-hitting with .538 average. Also was second in circuit in outfielder assists (18). **1979**—Set career-bests in hits (162), doubles (37), runs (90) and stolen bases (18). Toured Japan as a member of the National League All-Star team after season. **1978**—Tied New York record with five hits versus Montreal on August 9. **1977**—Traded from Cincinnati to St. Louis for pitcher Bill Caudill on March 28 and then sent to Mets on June 15 for infielder Mike Phillips. **1976**—Recorded pinch-hit single off Phil Niekro in major league debut on April 13. Made only career appearance as catcher on April 25. Had four hits in first career start on April 26.

**IN THE MINORS:** Was an American Association All-Star in 1973. Led A.A. in triples with nine in 1975.

**PERSONAL/MISCELLANEOUS:** Lettered in baseball, football and track & field at Stephen F. Austin High School in Houston. Selected by Cincinnati in second round of January, 1970 free agent draft. Joel, wife Beckie and daughter Britnee (6/18/83), live in Scottsdale, Arizona in the off-season. Youngblood also has one son, Jade (11/13/75).

## YOUNGBLOOD'S CAREER TRANSACTIONS

- Selected by Cincinnati in second round of January, 1970 draft.
- Acquired by St. Louis for Bill Caudill (P) on March 28, 1977.
- Acquired by New York Mets for Mike Phillips (IF) on June 15, 1977.
- On disabled list, June 6-August 1 and August 15-September 15, 1981.
- Acquired by Montreal for player to be named later on August 4, 1982. New York Mets organization acquired Tom Gorman (P) to complete deal on August 14, 1982.
- Granted free agency on November 10, 1982; signed by San Francisco Giants on February 7, 1983.
- Released on December 20, 1985; re-signed by San Francisco on March 20, 1986.
- Granted free agency on November 9, 1987; re-signed by San Francisco on December 1, 1987.
- Granted free agency on November 4, 1988; signed by Cincinnati on December 21, 1988.
- Released by Cincinnati; invited to spring training as non-roster player by Houston on February 2, 1990.

Houston Assistant General Manager Bob Watson scored the millionth run in major league baseball history in 1975. Watson was on base when Milt May slugged a home run against the Giants at Candlestick Park on May 4.

# JOEL RANDOLPH YOUNGBLOOD, III

YEAR	CLUB	AVG.	G	AB	R	H	2B	3B	HR	RBI	BB	SO	SB
1970	Tampa	.222	17	54	7	12	0	0	0	3	4	9	3
1971	Sioux Falls	.225	65	236	27	53	11	1	0	17	18	40	4
	Tampa	.255	136	443	75	113	25	4	5	44	67	94	14
1972	Three Rivers	.290	104	366	57	106	15	5	12	60	44	56	13
1973	Indianapolis	.317	124	451	88	143	24	9	11	50	37	70	21
1974	Indianapolis	.285	103	316	55	90	17	4	13	49	57	61	13
1975	Indianapolis	.263	123	418	65	110	21	9*	6	51	55	63	18
1976	Cincinnati	.193	55	57	8	11	1	1	0	1	2	8	1
1977	St. Louis	.185	25	27	1	5	2	0	0	1	3	5	0
	New York (NL)	.253	70	182	16	46	11	1	0	11	13	40	1
1978	New York (NL)	.252	113	266	40	67	12	8	7	30	16	39	4
1979	New York (NL)	.275	158	590	90	162	37	5	16	60	60	84	18
1980	New York (NL)	.276	146	514	58	142	26	2	8	69	52	69	14
1981	New York (NL)	.350	43	143	16	50	10	2	4	25	12	19	2
1982	New York (NL)	.257	80	202	21	52	12	0	3	21	8	37	0
	Montreal	.200	40	90	16	18	2	0	0	8	9	21	2
1983	San Francisco	.292	124	373	59	109	20	3	17	53	33	59	7
1984	San Francisco	.214	134	469	50	119	17	1	10	51	48	86	5
1985	San Francisco	.270	95	230	24	62	6	0	4	24	30	37	3
1986	San Francisco	.255	97	184	20	47	12	0	5	28	18	34	1
1987	San Francisco	.253	69	91	9	23	3	0	3	11	5	13	1
1988	San Francisco	.252	83	123	12	31	4	0	0	16	10	17	1
1989	Cincinnati	.212	76	118	13	25	5	0	3	13	13	21	0
MINOR LEAGUE TOTALS		.275	672	2284	374	627	113	32	47	274	282	393	86
MAJOR LEAGUE TOTALS		.265	1408	3659	453	969	180	23	80	422	332	589	60

## Versus The National League

1989						Career					
AVG.	AB	H	HR	RBI	CLUB	AVG.	AB	H	HR	RBI	
.200	5	1	1	1	Chicago	.298	322	96	7	47	
.167	6	1	0	0	Montreal	.255	306	78	7	32	
.100	10	1	0	0	New York	.183	131	24	1	8	
.583	12	7	0	2	Philadelphia	.268	395	106	7	39	
.167	6	1	1	1	Pittsburgh	.289	360	104	8	36	
.333	3	1	0	0	St. Louis	.254	342	87	3	37	
.206	42	12	2	4	Totals vs. East	.267	1856	495	33	199	
.238	21	5	0	1	Atlanta	.242	331	80	8	33	
—	—	—	—	—	Cincinnati	.253	328	83	11	38	
.182	11	2	0	0	Houston	.246	301	74	7	37	
.222	9	2	0	3	Los Angeles	.259	336	87	9	57	
.062	16	1	0	1	San Diego	.315	324	102	8	40	
.158	19	3	1	4	San Francisco	.262	183	48	4	18	
.171	76	13	1	9	Totals vs. West	.263	1803	474	47	223	

## 1989 Batting Breakdown


	AVG.	AB	H	HR	RBI		AVG.	AB	H	HR	RBI
Season	.212	118	25	3	13	April	.200	15	3	0	0
Home	.250	60	15	1	9	May	.333	18	6	1	2
Road	.172	58	10	2	4	June	.207	29	6	1	7
Day	.190	21	4	0	3	July	.190	21	4	0	3
Night	.216	97	21	3	10	August	.240	25	6	1	1
vs. LHP	.247	85	21	2	9	Sept./Oct.	.000	10	0	0	0
vs. RHP	.121	33	4	1	4	Before ASG	.250	68	17	2	10
						After ASG	.160	50	8	1	3

## JOEL YOUNGBLOOD GAME HIGHS

Most Hits: 5, August 9, 1978 at New York vs. Montreal  
Most RBI: 5, July 26, 1978 at New York vs. Cincinnati  
Most Home Runs: 2, July 4, 1983 at San Diego with San Francisco  
Most Stolen Bases: 2, July 10, 1983 at San Francisco vs. Chicago  
Longest Hitting Streak: 14, July 23-August 7, 1980 with New York

## YOUNGBLOOD'S CAREER FIELDING

	PO	A	E	PCT.
Outfield	1242	71	26	.981
First Base	18	3	2	.913
Second Base	267	350	30	.954
Third Base	148	326	55	.896
Shortstop	4	6	2	.833
Catcher	0	0	0	—





## 1989 FINAL STANDINGS

### EASTERN DIVISION

Club	Won	Lost	Pct.	GB	vs. Eastern Division						vs. Western Division					
					CHI	NY	STL	MON	PIT	PHI	SF	SD	HOU	LA	CIN	ATL
Chicago	93	69	.574	—	—	10	11	10	12	10	6	8	5	7	7	7
New York	87	75	.537	6.0	8	—	10	9	9	12	3	5	6	7	8	10
St. Louis	86	76	.531	7.0	7	8	—	13	5	11	5	10	5	9	4	9
Montreal	81	81	.500	12.0	8	9	5	—	11	9	7	5	8	5	8	6
Pittsburgh	74	88	.457	19.0	6	9	13	7	—	8	5	3	5	5	5	8
Philadelphia	67	95	.414	26.0	8	6	7	9	10	—	4	2	3	6	8	4

### WESTERN DIVISION

Club	Won	Lost	Pct.	GB	vs. Western Division						vs. Eastern Division					
					SF	SD	HOU	LA	CIN	ATL	CHI	NY	STL	MON	PIT	PHI
San Francisco	92	70	.568	—	—	10	10	8	10	12	6	9	7	5	7	8
San Diego	89	73	.549	3.0	8	—	10	12	9	11	4	7	2	7	9	10
Houston	86	76	.531	6.0	8	8	—	10	10	10	7	6	7	4	7	9
Los Angeles	77	83	.481	14.0	10	6	8	—	10	10	5	5	3	7	7	6
Cincinnati	75	87	.463	17.0	8	9	8	8	—	10	5	4	8	4	7	4
Atlanta	63	97	.394	28.0	6	7	8	6	8	—	5	2	3	6	4	8

Tie Games: Pittsburgh at Philadelphia, June 5, 8 innings (3-3)

Atlanta at St. Louis, May 28, 10 innings (3-3)

Pittsburgh at St. Louis, September 13, 5 innings (0-0)

## INDIVIDUAL BATTING

### TOP FIFTEEN QUALIFIERS FOR BATTING CHAMPIONSHIP

(\*Bats Lefthanded #Switch Hitter + Rookie)

Player & Club	AVG	G	AB	R	H	2B	3B	HR	RBI	SB
Gwynn, Tony, S.D.*	.336	158	604	82	203	27	7	4	62	40
Clark, Will, S.F.*	.333	159	588	104	196	38	9	23	111	8
Smith, Lonnie, Atl.	.315	134	482	89	152	34	4	21	79	25
Grace, Mark, Chi.*	.314	142	510	74	160	28	3	13	79	14
Guerrero, Pedro, St.L.	.311	162	570	60	177	42	1	17	117	2
Alomar, Roberto, S.D.#	.295	158	623	82	184	27	1	7	56	42
Walton, Jerome, Chi.+	.293	116	475	64	139	23	3	5	46	24
Oquendo, Jose, St.L.#	.291	163	556	59	162	28	7	1	48	3
Mitchell, Kevin, S.F.	.291	154	543	100	158	34	6	47	125	3
Sandberg, Ryne, Chi.	.290	157	606	104	176	25	5	30	76	15
Thompson, Milt, St.L.*	.290	155	545	60	158	28	8	4	68	27
Johnson, Howard, N.Y.#	.287	153	571	104	164	41	3	36	101	41
Herr, Tommy, Phi.#	.287	151	561	65	161	25	6	2	37	10
Raines, Tim, Mon.#	.286	145	517	76	148	29	6	9	60	41
Jordan, Ricky, Phi.	.285	144	523	63	149	22	3	12	75	4

# INDIVIDUAL PITCHING

## TOP FIFTEEN QUALIFIERS FOR ERA LEADERSHIP

(\*Throws Lefthanded)

Pitcher & Club	ERA	W	L	G	IP	H	R	ER	BB	SO
Garrelts, Scott, S.F.	2.28	14	5	30	193.1	149	58	49	46	119
Hershiser, Orel, L.A.	2.31	15	15	35	256.2	226	75	66	77	178
Langston, Mark, Mon.*	2.39	12	9	24	176.2	138	57	47	93	175
Whitson, Ed, S.D.	2.66	16	11	33	227.0	198	77	67	48	117
Hurst, Bruce, S.D.*	2.69	15	11	33	244.2	214	84	73	66	179
Drabek, Doug, Pit.	2.80	14	12	35	244.1	215	83	76	69	123
Smiley, John, Pit.*	2.81	12	8	28	205.1	174	78	64	49	123
Belcher, Tim, L.A.	2.82	15	12	39	230.0	182	81	72	80	200
Fernandez, Sid, N.Y.*	2.83	14	5	35	219.1	157	73	69	75	198
Smith, Bryn, Mon.	2.84	10	11	33	215.2	177	76	68	54	129
Deshaies, Jim, Hou.*	2.91	15	10	34	225.2	180	80	73	79	153
Magrane, Joe, St.L.*	2.92	18	9	34	234.2	219	81	76	72	127
Reuschel, Rick, S.F.	2.94	17	8	32	208.1	195	75	68	54	111
Smoltz, John, Atl.	2.94	12	11	29	208.0	160	79	68	72	168
Maddux, Greg, Chi.	2.95	19	12	35	238.1	222	90	78	82	135

## HOUSTON VS. THE NATIONAL LEAGUE (1989)

	Home	Road	Total	Day	Night	X-	Shut-	One-	Series
	W-L	W-L	W-L	W-L	W-L	W-L	W-L	W-L	W-L-S
Atlanta	5-4	5-4	10-8	2-0	8-8	1-1	0-2	6-4	2-4-0
Cincinnati	5-4	5-4	10-8	5-4	5-4	0-1	4-1	2-2	3-3-0
Los Angeles	6-3	4-5	10-8	3-4	7-4	3-1	1-2	5-3	2-2-2
San Diego	5-4	3-6	8-10	1-2	7-8	2-0	1-1	4-4	2-3-1
San Francisco	6-3	2-7	8-10	4-5	4-5	0-0	0-3	1-3	3-3-0
<b>vs. West</b>	<b>27-18</b>	<b>19-26</b>	<b>46-44</b>	<b>15-15</b>	<b>31-29</b>	<b>6-3</b>	<b>6-9</b>	<b>18-16</b>	<b>12-15-3</b>
Chicago	3-3	4-2	7-5	4-2	3-3	0-1	1-0	2-2	2-2-0
Montreal	1-5	3-3	4-8	1-2	3-6	1-2	0-0	2-1	0-2-2
New York	3-3	3-3	6-6	3-1	3-5	0-0	2-1	2-1	1-1-2
Philadelphia	6-1	3-2	9-3	1-0	8-3	0-0	2-0	4-0	3-0-1
Pittsburgh	4-2	3-3	7-5	2-1	5-4	3-2	1-0	3-2	3-1-0
St. Louis	3-3	4-2	7-5	2-1	5-4	1-1	0-0	4-2	2-2-0
<b>vs. East</b>	<b>20-17</b>	<b>20-15</b>	<b>40-32</b>	<b>13-7</b>	<b>27-25</b>	<b>5-6</b>	<b>6-1</b>	<b>17-8</b>	<b>11-8-5</b>
<b>Totals</b>	<b>47-35</b>	<b>39-41</b>	<b>86-76</b>	<b>28-22</b>	<b>58-54</b>	<b>11-9</b>	<b>12-10</b>	<b>35-24</b>	<b>23-23-8</b>

## HOUSTON BY MONTHS

	WON	LOST	PCT.
April.....	11	14	.440
May.....	16	10	.615
June.....	18	10	.643
July.....	15	11	.577
August.....	11	17	.393
September.....	14	14	.500
October.....	1	0	1.000

## HOME RUNS

	HOME Hou-Opp	ROAD Hou-Opp	TOTAL Hou-Opp
Atlanta	4-8	7-7	11-15
Cincinnati	3-4	7-4	10-8
Los Angeles	7-4	5-7	12-11
San Diego	1-5	11-5	12-10
San Francisco	9-3	5-7	14-10
<b>vs. West</b>	<b>24-24</b>	<b>35-30</b>	<b>59-54</b>
Chicago	4-5	2-5	6-10
Montreal	4-6	4-7	8-13
New York	0-5	3-6	3-11
Philadelphia	5-4	3-1	8-5
Pittsburgh	3-3	6-2	9-5
St. Louis	2-3	2-4	4-7
<b>vs. East</b>	<b>18-26</b>	<b>20-25</b>	<b>38-51</b>
<b>Totals</b>	<b>42-50</b>	<b>55-55</b>	<b>97-105</b>

## HOUSTON BY DAYS

	WON	LOST	PCT.
Monday.....	3	13	.188
Tuesday.....	14	11	.560
Wednesday.....	10	15	.400
Thursday.....	10	9	.526
Friday.....	15	10	.600
Saturday.....	18	9	.667
Sunday.....	16	9	.640

	W-L	PCT.	GB
Hou. In The First Half	49-38	.563	2.0
In The Second Half	37-28	.493	4.0

## DOUBLEHEADERS

	WON	LOST	SPLIT
New York.	1	0	0
Philadelphia	1	0	1

## 1-0 GAMES

	WON	LOST
Atlanta	1	0
Chicago	1	0
Cincinnati	1	0
Los Angeles	1	0
Philadelphia	1	0

	W-L	PCT
On Artificial Turf	65-49	.570
On Natural Grass	21-27	.438



# HOUSTON ASTROS 1989 DAY-BY-DAY

Date	Game No.	Versus	W/L	Score	Rec.	Pos.	GB	Astros Pitcher	Opponent Pitcher	Attend.	Total Home Attend.
4/4	1	ATL	W	10-3	1-0	2nd	5	Scott	Z. Smith	27,989	27,989
4/5	2	ATL	L	8-4	1-1	3rd	1.0	Knepper	Alvarez	12,154	40,143
4/6	3	ATL	L	3-2	1-2	4th	1.0	Deshaias	Smoltz	9,259	49,402
4/7	4	SD	L	5-3	1-3	4th	2.0	Rhoden	Rasmussen	15,971	65,373
4/8	5	SD	W	6-2	2-3	4th	1.5	Clancy	Terrell	19,427	84,800
4/9	6	SD	L	5-4	2-4	6th	1.5	Scott	Show	19,585	104,385
4/10	7	CIN	L	8-3	2-5	6th	2.5	Knepper	Browning	10,090	114,475
4/11	8	CIN	W	5-3	3-5	6th	2.0	Deshaias	Mahler	10,871	125,346
4/12	9	CIN	L	3-1	3-6	6th	2.5	Smith	Dibble	9,723	135,069
4/13	10	at LA	W	4-2(15)	4-6	5th	2.0	Forsch	Searage	47,136	
4/14	11	at LA	W	3-2	5-6	5th	2.0	SCOTT	Morgan	44,312	
4/15	12	at LA	L	3-1	5-7	5th	3.0	Knepper	Herhiser	43,826	
4/16	13	at LA	L	2-1	5-8	6th	4.0	Deshaias	LEARY	39,520	
4/18	14	at ATL	L	5-4	5-9	6th	4.0	Smith	Boever	8,758	
4/19	15	at ATL	L	4-3	5-10	6th	4.0	Clancy	Alvarez	6,292	
4/20	16	at ATL	W	4-3	6-10	6th	3.5	Darwin	Assenmacher	5,568	
4/21	17	at CIN	W	7-0	7-10	6th	2.5	DESHAIES	Mahler	30,828	
4/22	18	at CIN	L	5-4(10)	7-11	6th	3.5	Darwin	Birtsas	31,073	
4/23	19	at CIN	W	5-2	8-11	6th	2.5	Knepper	Jackson	21,967	
4/24	20	PHI	L	8-4	8-12	6th	3.0	Forsch	Harris	9,088	144,157
4/25	21	PHI	W	4-1	9-12	6th	3.0	SCOTT	Howell	9,890	154,047
4/26	22	PHI	W	6-5	10-12	5th	2.5	Darwin	Parrett	11,105	165,152
4/28	23	NY	L	7-3	10-13	5th	3.5	Rhoden	Fernandez	21,990	187,142
4/29	24	NY	L	5-1	10-14	5th	3.5	Knepper	Darling	29,853	216,995
4/30	25	NY	W	7-6	11-14	5th	3.5	Scott	Cone	33,838	250,833
5/1		at PHI	Rained Out - Rescheduled as Doubleheader on July 13								
5/2	26	at PHI	W	12-4	12-14	5th	3.0	Deshaias	Youmans	15,832	
5/3	27	at MON	L	6-5(11)	12-15	5th	4.0	Agosto	Burke	7,462	
5/4	28	at MON	W	5-4(10)	13-15	5th	3.0	Darwin	Hesketh	10,701	
5/5		at NY	Rained Out - Rescheduled as Doubleheader on July 17								
5/6	29	at NY	L	2-1	13-16	5th	3.5	Clancy	CONE	35,505	
5/7	30	at NY	W	5-0	14-16	5th	2.5	DESHAIES	Gooden	47,591	
5/8	31	MON	L	4-1	14-17	6th	3.5	Knepper	GROSS	11,044	261,877
5/9	32	MON	L	4-2	14-18	6th	3.5	Scott	Martinez	10,665	272,542
5/10	33	MON	L	10-1	14-19	6th	4.0	Clancy	Smith	9,628	282,170
5/12	34	at CHI	W	3-1	15-19	6th	4.0	DESHAIES	Sutcliffe	21,141	
5/13	35	at CHI	W	1-0	16-19	5th	3.5	Knepper	MADDUX	27,775	
5/14	36	at CHI	W	5-1	17-19	4th	3.5	SCOTT	Kilgus	23,391	
5/15			Exhibition at Tucson - Toros 12, Astros 11								
5/16	37	STL	W	8-7(11)	18-19	3rd	3.0	Schatzeder	Carpenter	12,685	294,855
5/17	38	STL	W	3-2	19-19	3rd	3.0	Andersen	Magrane	11,685	306,540
5/18	39	STL	L	4-3(10)	19-20	4th	3.5	Andersen	Dayley	11,677	318,217
5/19	40	PITT	W	3-0	20-20	4th	2.5	SCOTT	Walk	17,224	335,441
5/20	41	PITT	W	5-4(12)	21-20	4th	1.5	Agosto	Kipper	20,595	356,036
5/21	42	PITT	L	17-5	21-21	4th	2.5	Clancy	Heaton	18,942	374,978
5/22	43	CHI	L	5-3	21-22	5th	3.0	Deshaias	Sutcliffe	11,923	386,901
5/23	44	CHI	L	5-4	21-23	5th	4.0	Scott	Sanderson	12,883	399,784
5/24	45	CHI	L	3-1	21-24	5th	5.0	Knepper	Maddux	17,042	416,826
5/26	46	at PITT	W	4-2	22-24	5th	5.0	Clancy	Heaton	26,637	
5/27	47	at PITT	W	5-4(12)	23-24	5th	4.0	Schatzeder	Robinson	22,359	
5/28	48	at PITT	W	9-2	24-24	5th	3.0	Scott	Smiley	25,776	
5/29	49	at STL	W	3-2	25-24	4th	3.0	Knepper	Hill	30,012	
5/30	50	at STL	W	8-4	26-24	4th	3.0	Darwin	Terry	36,370	
5/31	51	at STL	W	4-3	27-24	4th	2.0	Schatzeder	Carpenter	30,488	
6/1	52	LA	W	7-2	28-24	3rd	1.5	Deshaias	Morgan	18,488	435,314
6/2	53	LA	W	1-0	29-24	3rd	1.5	SCOTT	Valenzuela	32,736	468,050
6/3	54	LA	W	5-4(22)	30-24	3rd	1.5	Clancy	Hamilton	34,425	502,475
6/4	55	LA	W	7-6(13)	31-24	3rd	5	Scott	Pena	30,311	532,786
6/5	56	SD	L	10-2	31-25	3rd	1.5	Portugal	Whitson	18,238	551,024
6/6	57	SD	W	8-7(10)	32-25	2nd	1.0	Smith	Davis	12,666	563,690
6/7	58	SD	W	3-2	33-25	1st	—	Scott	TERRELL	17,199	580,889
6/8	59	SD	W	7-6(10)	34-25	1st	—	Darwin	Davis	13,518	594,407
6/9	60	ATL	W	6-5	35-25	1st	—	Agosto	Alvarez	24,530	618,937
6/10	61	ATL	W	1-0	36-25	1st	—	Clancy	Smoltz	31,972	650,909
6/11	62	ATL	W	10-6	37-25	1st	+1	Deshaias	Glavine	30,001	680,910
6/13	63	at LA	L	3-2	37-26	1st	—	SCOTT	Valenzuela	29,073	
6/14	64	at LA	L	3-0	37-27	2nd	1.0	Knepper	HERSHISER	30,430	
6/15	65	at LA	L	2-1(11)	37-28	2nd	1.0	Agosto	Wetteland	42,782	
6/16	66	at SD	W	3-1	38-28	1st	—	Clancy	Whitson	15,447	
6/17	67	at SD	L	2-1	38-29	2nd	1.0	Darwin	Harris	41,118	
6/18	68	at SD	W	5-2	39-29	2nd	1.0	SCOTT	Terrell	21,337	
6/19	69	at SF	L	3-2	39-30	2nd	2.0	Knepper	Robinson	21,059	
6/20	70	at SF	L	4-0	39-31	2nd	3.0	Forsch	Garretts	21,074	
6/21	71	at SF	L	2-0	39-32	2nd	4.0	Clancy	Reuschel	34,169	
6/23	72	at ATL	W	5-2	40-32	2nd	4.0	Darwin	Assenmacher	12,614	
6/24	73	at ATL	W	5-4	41-32	2nd	4.0	Scott	Alvarez	27,944	
6/25	74	at ATL	W	12-6	42-32	2nd	3.0	Schatzeder	Acker	15,698	
6/26	75	SF	L	4-3	42-33	2nd	4.0	Agosto	Lefters	11,616	692,526
6/27	76	SF	W	7-5	43-33	2nd	3.0	Darwin	Bedrosian	33,231	725,757
6/28	77	SF	W	7-3	44-33	2nd	2.0	Deshaias	Robinson	29,817	755,574
6/29	78	at MON	W	8-3	45-33	2nd	2.0	Scott	Gross	15,715	
6/30	79	at MON	L	5-1	45-34	2nd	2.5	Knepper	MARTINEZ	20,345	
7/1	80	at MON	W	4-1	46-34	2nd	1.0	Andersen	Perez	27,421	
7/2	81	at MON	L	13-2	46-35	2nd	2.0	Clancy	Smith	37,651	
7/3	82	NY	L	3-1	46-36	2nd	2.5	Deshaias	Cone	40,786	796,360
7/4	83	NY	W	10-3	47-36	2nd	1.5	Scott	Ojeda	33,444	829,804

# HOUSTON ASTROS 1989 DAY-BY-DAY

Date	Game No.	Versus	W/L	Score	Rec.	Pos.	GB	Astros Pitcher	Opponent Pitcher	Attend.	Total Home Attend.
7/5	84	NY	W	6-5	48-36	2nd	1.5	Darwin	Darling	24,675	854,479
7/7	85	MON	L	11-8(10)	48-37	2nd	2.0	Agosto	Hesketh	31,369	885,848
7/8	86	MON	W	3-2	49-37	2nd	2.0	Darwin	McGalligan	28,418	914,266
7/9	87	MON	L	6-1	49-38	2nd	2.0	Scott	Langston	28,221	942,487
7/11	60th MAJOR LEAGUE ALL-STAR GAME (ANAHEIM, CALIFORNIA) American 5. National 3										
7/13	88	at PHI	L	11-4	49-39			Knepper	Ruffin		
7/13	89	at PHI	W	3-0	50-39	2nd	2.5	Forsch	Cook	22,771	
7/14	90	at PHI	L	4-2	50-40	2nd	2.5	Andersen	Parrett	32,300	
7/15	91	at PHI	W	9-6	51-40	2nd	2.5	Portugal	McWilliams	25,574	
7/16		at PHI	Rained Out - Rescheduled as Doubleheader in Houston on July 22								
7/17	92	at NY	W	6-0	52-40			Deshaies	Darling		
7/17	93	at NY	W	12-3	53-40	2nd	2.5	Knepper	West	36,278	
7/18	94	at NY	L	9-0	53-41	2nd	3.5	Forsch	Fernandez	35,664	
7/19	95	at NY	L	8-2	53-42	2nd	4.5	Clancy	CONE	35,511	
7/21	96	PHI	W	4-2	54-42	2nd	4.0	Scott	Mulholland	25,501	967,988
7/22	97	PHI	W	1-0	55-42			Deshaies	Howell		
7/22	98	PHI	W	4-3	56-42	2nd	2.5	Darwin	McWilliams	35,803	1,003,791
7/23	99	PHI	W	3-2	57-42	2nd	1.5	Forsch	Ruffin	20,222	1,024,013
7/25	100	LA	L	6-0	57-43	2nd	3.0	Rhoden	BELCHER	28,910	1,052,923
7/26	101	LA	W	6-2	58-43	2nd	2.0	Scott	Valenzuela	33,563	1,086,486
7/27	102	LA	L	7-5	58-44	2nd	2.0	Andersen	Morgan	30,466	1,116,952
7/28	103	SF	L	3-2	58-45	2nd	3.0	Clancy	ROBINSON	38,845	1,155,797
7/29	104	SF	W	8-1	59-45	2nd	2.0	PORTUGAL	Reuschel	39,602	1,195,399
7/30	105	SF	W	6-2	60-45	2nd	1.0	Scott	LaCoss	41,088	1,236,487
8/1	106	at CIN	W	5-0	61-45	2nd	1.0	Rhoden	Leary	20,999	
8/2	107	at CIN	L	5-2	61-46	2nd	1.0	Deshaies	Robinson	23,490	
8/3	108	at CIN	L	18-2	61-47	2nd	1.0	Clancy	BROWNING	20,179	
8/4	109	at SF	L	4-2	61-48	2nd	2.0	Darwin	ROBINSON	26,648	
8/5	110	at SF	L	7-0	61-49	2nd	3.0	Scott	LaCoss	33,736	
8/6	111	at SF	W	3-2	62-49	2nd	2.0	Agosto	Lefterts	52,296	
8/7	112	at SD	L	5-2	62-50	2nd	2.0	Deshaies	HURST	27,603	
8/8	113	at SD	W	12-3	63-50	2nd	1.0	CLANCY	Schulze	16,988	
8/9	114	at SD	L	2-1	63-51	2nd	2.0	Smith	Davis	15,574	
8/10	115	at SD	L	13-3	63-52	2nd	3.0	Forsch	Harris	16,760	
8/11	116	CIN	L	6-1	63-53	2nd	4.0	Rhoden	Leary	36,044	1,272,531
8/12	117	CIN	W	6-5	64-53	2nd	3.0	Smith	Franco	33,792	1,306,323
8/13	118	CIN	L	5-0	64-54	2nd	3.0	Clancy	BROWNING	26,825	1,333,148
8/15	119	PITT	W	3-2(11)	65-54	2nd	3.0	Andersen	Smith	23,574	1,356,722
8/16	120	PITT	L	5-4(12)	65-55	2nd	3.0	Andersen	Heaton	17,317	1,374,039
8/17	121	PITT	W	5-3	66-55	2nd	3.0	DESHAIES	Robinson	25,325	1,399,364
8/18	122	CHI	W	6-5	67-55	2nd	3.0	Smith	Schiraldi	31,987	1,431,351
8/19	123	CHI	W	8-4	68-55	2nd	2.0	Portugal	Maddux	41,661	1,473,012
8/20	124	CHI	W	8-4	69-55	2nd	2.0	Darwin	Lancaster	38,624	1,511,636
8/22	125	at PITT	L	4-1	69-56	2nd	2.5	Deshaies	SMILEY	14,638	
8/23	126	at PITT	L	6-1	69-57	2nd	3.5	Clancy	Walk	12,564	
8/24	127	at PITT	L	3-2(14)	69-58	2nd	4.0	Agosto	Bair	13,884	
8/25	128	STL	L	7-4	69-59	2nd	4.0	Scott	DeLeon	25,148	1,536,784
8/26	129	STL	L	5-3	69-60	2nd	5.0	Rhoden	Hill	31,301	1,568,085
8/27	130	STL	W	6-3	70-60	2nd	4.0	Forsch	Power	20,697	1,588,782
8/28	131	at CHI	L	6-1	70-61	2nd	4.0	Cano	MADDUX	23,039	
8/29	132	at CHI	L	10-9(10)	70-62	2nd	4.0	Smith	Assenmacher	25,829	
8/30	133	at CHI	W	8-4	71-62	2nd	4.0	SCOTT	Sutcliffe	37,218	
9/1	134	at STL	W	6-3	72-62	2nd	4.0	Deshaies	Costello	33,086	
9/2	135	at STL	L	13-5	72-63	2nd	5.0	Forsch	Power	47,580	
9/3	136	at STL	L	4-3	72-64	2nd	6.0	Darwin	Worrell	41,181	
9/4	137	LA	L	7-5	72-65	2nd	7.0	Scott	Morgan	19,058	1,607,840
9/5	138	LA	W	3-2	73-65	2nd	6.0	Agosto	Pena	11,212	1,619,052
9/6	139	SD	L	3-2	73-66	3rd	7.0	Deshaies	Schiraldi	16,249	1,635,301
9/7	140	SD	W	2-1	74-66	2nd	7.0	Clancy	Hurst	13,995	1,649,296
9/8	141	SF	W	5-2	75-66	2nd	6.0	Portugal	Robinson	24,405	1,673,701
9/9	142	SF	W	4-1	76-66	2nd	5.0	SCOTT	Downs	37,711	1,711,412
9/10	143	SF	L	5-3	76-67	2nd	6.0	Rhoden	Knepper	26,004	1,737,416
9/11	144	at SD	L	7-3	76-68	3rd	7.0	Deshaies	Schiraldi	12,705	
9/12	145	at SD	L	9-0	76-69	3rd	7.0	Clancy	HURST	16,509	
9/13	146	at LA	W	3-1	77-69	3rd	7.0	Portugal	Hershiser	21,715	
9/14	147	at LA	W	11-3	78-69	3rd	7.0	Scott	Wetteland	13,026	
9/15	148	CIN	W	4-1	79-69	3rd	6.0	Rhoden	Armstrong	13,581	1,750,997
9/16	149	CIN	W	3-1	80-69	3rd	5.5	DESHAIES	Robinson	22,902	1,773,899
9/17	150	CIN	W	1-0	81-69	2nd	5.0	PORTUGAL	BROWNING	17,820	1,791,719
9/19	151	at ATL	L	3-0	81-70	3rd	6.0	Scott	Eave	3,425	
9/20	152	at ATL	W	7-6(14)	82-70	3rd	6.0	Andersen	Boever	2,794	
9/21	153	at ATL	L	3-0	82-71	3rd	7.0	Deshaies	GREENE	2,117	
9/22	154	at SF	W	3-1	83-71	3rd	6.0	Portugal	Garrelts	33,020	
9/23	155	at SF	L	3-1	83-72	3rd	7.0	Scott	REUSCHEL	41,221	
9/24	156	at SF	L	10-2	83-73	3rd	8.0	Clancy	LaCOSS	50,871	
9/25	157	ATL	L	5-3	83-74	3rd	8.0	Schatzeder	Puleo	18,547	1,810,266
9/26	158	ATL	W	3-2	84-74	3rd	7.0	Deshaies	Greene	12,304	1,822,570
9/27	159	ATL	L	5-4	84-75	3rd	7.0	Clancy	Eichhorn	12,338	1,834,908
9/29	160	at CIN	L	4-3	84-76	3rd	8.0	Meyer	Dibble	17,342	
9/30	161	at CIN	W	9-2	85-76	3rd	7.0	CANO	Scudder	16,127	
10/1	162	at CIN	W	2-0	86-76	3rd	6.0	DESHAIES	Leary	20,313	

# 1989 HOUSTON ASTROS OFFICIAL STATISTICS

BATTING	AVG.	G	AB	R	H	2B	3B	HR	RBI	SH-SF	HP	BB-I	SO	SB-CS	E
Anthony +	.180	25	61	7	11	2	0	4	7	0-0	0	9-2	16	0-0	0
Ashby	.164	22	61	4	10	1	1	0	3	1-1	1	7-0	8	0-0	0
Right	.333		6		2	1	0	0	1	0-0	0	0-0	1		
Left	.145		55		8	0	1	0	2	1-1	1	7-0	7		
Bass	.300	87	313	42	94	19	4	5	44	1-4	1	29-3	44	11-4	3
Right	.265		83		22	8	0	2	14	0-2	0	7-1	17		
Left	.313		230		72	11	4	3	30	1-2	1	22-2	27		
Biggio	.257	134	443	64	114	21	2	13	60	6-5	6	49-8	64	21-3	9
Caminiti	.255	161	585	71	149	31	3	10	72	3-4	3	51-9	93	4-1	22
Right	.315		165		52	12	1	4	22	0-1	0	13-1	23		
Left	.231		420		97	19	2	6	50	3-3	3	38-8	70		
Davidson	.200	33	65	7	13	2	1	1	5	1-0	0	7-0	14	1-0	0
Davis	.269	158	581	87	156	26	1	34	89	0-6	7	69-17	123	4-2	12
Doran	.219	142	507	65	111	25	2	8	58	3-3	2	59-2	63	22-3	12
Right	.229		140		32	6	0	4	17	2-0	0	18-0	14		
Left	.215		367		79	19	2	4	41	1-3	2	41-2	49		
Gross	.200	60	75	2	15	0	0	0	4	1-0	1	11-2	6	0-0	1
Hatcher	.228	108	395	49	90	15	3	3	44	3-4	1	30-2	53	22-6	2
Lombardozzi	.216	21	37	5	8	3	1	1	3	0-0	0	4-1	9	0-0	4
Meadows +	.176	31	51	5	9	0	0	3	10	0-1	0	1-0	14	1-2	0
Nichols +	.077	8	13	0	1	0	0	0	2	0-0	0	0-0	3	0-0	0
Puhl	.271	121	354	41	96	25	4	0	27	4-2	1	45-3	39	9-8	0
Ramirez	.246	151	537	46	132	20	2	6	54	6-3	0	29-3	64	3-1	30
Reynolds	.201	101	189	16	38	4	0	2	14	5-0	0	19-5	18	1-0	8
Spilman	.278	32	36	7	10	3	0	0	3	0-0	0	7-1	2	0-0	0
Trevino	.290	59	131	15	38	7	1	2	16	1-1	1	7-0	18	0-0	2
Washington	.143	7	7	1	1	1	0	0	0	0-0	0	0-0	4	0-0	0
Wilson	.266	128	432	50	115	26	4	11	64	0-6	1	37-5	53	1-5	6
Wilson-HOU	.216	28	102	8	22	6	0	2	15	0-1	0	5-0	14	0-1	2
Yelding +	.233	70	90	19	21	2	0	0	9	2-2	1	7-0	19	11-5	3
Young	.233	146	533	71	124	17	3	0	38	6-5	2	74-4	60	34-25	1
Right	.238		147		35	4	0	0	11	0-1	1	21-2	17		
Left	.231		386		89	13	3	0	27	6-4	1	53-2	43		
Agosto	.200	71	5	0	1	0	0	0	0	0-0	0	0-0	2	0-0	3
Andersen	.333	60	3	0	1	0	0	0	0	1-0	0	0-0	2	0-0	4
Cano +	.000	6	6	0	0	0	0	0	0	0-0	0	0-0	5	0-0	1
Clancy	.146	33	41	3	6	1	0	0	0	7-0	0	1-0	14	0-0	7
Darwin	.118	68	17	1	2	0	0	0	2	0-1	0	0-0	8	0-0	2
Deshaies	.120	35	75	2	9	0	0	0	2	9-0	0	1-0	26	0-0	3
Forsch	.167	37	24	1	4	0	0	0	2	6-0	0	0-0	6	0-0	1
Knepper	.226	22	31	3	7	4	0	1	3	2-0	0	6-0	6	0-0	2
Meyer +	.000	12	0	0	0	0	0	0	0	1-0	0	0-0	0	0-0	0
Portugal	.206	20	34	3	7	3	0	1	2	3-0	0	1-0	6	0-0	2
Rhoden	.207	20	29	0	6	1	0	0	0	2-0	0	0-0	2	0-0	0
Schatzeder	.000	36	9	0	0	0	0	0	0	0-0	0	0-0	3	0-0	2
Scott	.133	33	75	2	10	0	0	1	10	9-1	0	2-0	31	0-1	4
Smith	.000	52	1	0	0	0	0	0	0	0-0	0	0-0	1	0-0	0
Astros	.239	162	5516	647	1316	239	28	97	598	83-44	27	530-62	860	144-62	142
Opponents	.247	162	5579	669	1379	236	43	105	616	90-44	25	551-94	965	170-40	143

**PINCH HITTING (AVG AB-H-HR-RBI):** TEAM .185 233-43-1-22; Anthony .400 5-2-0-0; Ashby .500 2-1-0-2; Bass .500 2-1-0-0; Biggio .750 4-3-0-3; Caminiti .000 2-0-0-0; Davidson .167 12-2-0-2; Davis .333 3-1-0-1; Doran .000 8-0-0-0; Gross .184 38-7-0-2; Hatcher .571 7-4-0-3; Lombardozzi .000 2-0-0-0; Meadows .100 20-2-0-2; Nichols .000 4-0-0-0; Puhl .267 15-4-0-0; Ramirez .200 5-1-0-0; Reynolds .135 37-5-1-5; Spilman .211 19-4-0-1; Trevino .048 21-1-0-1; Washington .000 5-0-0-0; Wilson .000 3-0-0-0; Yelding .250 16-4-0-0; Young .500 2-1-0-0.

+ Rookie

# 1989 HOUSTON ASTROS OFFICIAL STATISTICS

(continued)

PITCHER	W-L	ERA	G	GS	CG	SHO	SV	IP	H	R	ER	HR	HB	BB-I	SO	WP	BK
Agosio	4-5	2.93	71	0	0	0	1	83.0	81	32	27	3	2	32-10	46	4	1
Andersen	4-4	1.54	60	0	0	0	3	87.2	63	19	15	2	0	24-4	85	2	1
Cano +	1-1	5.09	6	3	1	0	0	23.0	24	13	13	2	0	7-2	8	0	0
Clancy	7-14	5.08	33	26	1	0	0	147.0	155	100	83	13	0	86-15	91	6	3
Darwin	11-4	2.36	68	0	0	0	7	122.0	92	34	32	8	2	33-9	104	2	3
Deshaies	15-10	2.91	34	34	6	3	0	225.2	180	80	73	15	4	79-8	153	8	1
Forsch	4-5	5.32	37	15	0	0	0	108.1	133	68	64	10	1	46-6	40	4	5
Gross	0-0	18.00	1	0	0	0	0	1.0	3	2	2	0	0	1-0	1	0	0
Knepper	4-10	5.89	22	20	0	0	0	113.0	135	78	74	12	2	60-4	45	4	3
Mason +	0-0	20.25	2	0	0	0	0	1.1	2	3	3	0	0	2-0	3	0	0
Meyer +	0-1	4.50	12	0	0	0	1	18.0	16	13	9	0	1	13-3	13	0	1
Portugal	7-1	2.75	20	15	2	1	0	108.0	91	34	33	7	2	37-0	86	3	0
Reynolds	0-0	27.00	1	0	0	0	0	1.0	3	4	3	0	1	1-0	0	0	0
Rhoden	2-6	4.28	20	17	0	0	0	96.2	108	49	46	7	3	41-8	41	1	2
Schatzeder	4-1	4.45	36	0	0	0	1	56.2	64	33	28	2	3	28-6	46	7	1
Scott	20-10	3.10	33	32	9	2	0	229.0	180	87	79	23	3	62-12	172	7	0
Smith	3-4	2.64	52	0	0	0	25	58.0	49	20	17	1	1	19-7	31	2	2
Astros	86-76	3.64	162	162	19	12	38	1479.1	1379	669	599	105	25	551-94	965	50	23
Opponents	76-86	3.46	162	162	21	10	35	1476.0	1316	647	567	97	27	530-62	860	47	26

+ Rookie

## HOUSTON FIELDING STATISTICS—1989

FIRST BASE	PCT.	G	PO	A	E	TC	DP
Davis	.992	156	1347	113	12	1472	101
Gross	1.000	6	24	1	0	25	2
Meadows	1.000	1	1	0	0	1	0
Puhl	1.000	3	8	0	0	8	1
Reynolds	1.000	5	13	4	0	17	0
Spilman	1.000	9	47	4	0	51	2
Trevino	1.000	2	9	1	0	10	0
SECOND BASE	PCT.	G	PO	A	E	TC	DP
Doran	.980	138	254	345	12	611	64
Lombardozzi	.922	18	20	27	4	51	5
Reynolds	.979	29	35	60	2	97	11
Washington	.000	1	0	0	0	0	0
Yelding	.962	13	20	30	2	52	5
THIRD BASE	PCT.	G	PO	A	E	TC	DP
Caminiti	.954	160	126	335	22	483	27
Lombardozzi	1.000	1	0	1	0	1	0
Reynolds	.905	10	2	17	2	21	2
Trevino	1.000	2	1	1	0	2	0
Washington	1.000	1	0	1	0	1	0
SHORTSTOP	PCT.	G	PO	A	E	TC	DP
Ramirez	.945	149	189	326	30	545	60
Reynolds	.957	26	35	54	4	93	10
Yelding	1.000	15	10	26	0	36	4
OUTFIELDERS	PCT.	G	PO	A	E	TC	DP
Anthony	1.000	21	34	1	0	35	0
Bass	.985	84	186	6	3	195	0
Biggio	.933	5	14	0	1	15	0
Davidson	1.000	23	36	0	0	36	0
Gross	.929	12	13	0	1	14	0
Hatcher	.991	104	223	1	2	226	1
Meadows	1.000	14	12	0	0	12	0
Puhl	1.000	103	204	3	0	207	0
Reynolds	1.000	1	1	1	0	2	1
Wilson	.976	25	77	6	2	85	1
Yelding	.889	8	7	1	1	9	0
Young	.998	143	412	15	1	428	5

<b>CATCHERS</b>	<b>PCT.</b>	<b>G</b>	<b>PO</b>	<b>A</b>	<b>E</b>	<b>TC</b>	<b>DP</b>	<b>PB</b>
Ashby	1.000	19	101	4	0	105	0	1
Biggio	.990	125	728	56	8	792	6	9
Nichols	1.000	6	16	1	0	17	0	0
Spilman	.000	1	0	0	0	0	0	0
Trevino	.989	32	163	11	2	176	2	4
<b>PITCHERS</b>	<b>PCT.</b>	<b>G</b>	<b>PO</b>	<b>A</b>	<b>E</b>	<b>TC</b>	<b>DP</b>	
Agosto	.885	71	4	19	3	26		2
Andersen	.852	60	10	13	4	27		0
Cano	.800	6	2	2	1	5		1
Clancy	.731	33	9	10	7	26		2
Darwin	.875	68	2	12	2	16		2
Deshaies	.929	34	8	31	3	42		2
Forsch	.957	37	13	9	1	23		1
Gross	.000	1	0	0	0	0		0
Knepper	.938	22	6	24	2	32		1
Mason	1.000	2	1	0	0	1		0
Meyer	1.000	12	2	2	0	4		0
Portugal	.929	20	11	15	2	28		0
Reynolds	.000	1	0	0	0	0		0
Rhoden	1.000	20	6	20	0	26		0
Schatzeder	.846	36	2	9	2	13		1
Scott	.909	33	15	25	4	44		0
Smith	1.000	52	6	10	0	16		1
<b>Team Totals</b>	.977	162	4438	1653	142	6233		121

## 1989 ASTROS HITTING LEADERS

Games	Ken Caminiti	161
Average	Glenn Davis	.269
At-Bats	Ken Caminiti	585
Runs	Glenn Davis	87
Hits	Glenn Davis	156
Doubles	Ken Caminiti	31
Triples	Kevin Bass	4
Home Runs	Glenn Davis	34
RBI	Glenn Davis	89
Sacrifice Hits	Mike Scott	9
	Jim Deshaies	9
Sacrifice Flies	Glenn Davis	6
Bases on Balls	Gerald Young	74
Hit By Pitch	Glenn Davis	7
Intentional Base on Balls	Glenn Davis	17
Strikeouts	Glenn Davis	123
Stolen Bases	Gerald Young	34
Caught Stealing	Gerald Young	25*
Grounded into Double Plays	Glenn Davis	9
Errors	Rafael Ramirez	30
Slugging Percentage	Glenn Davis	.492
On-Base Percentage	Glenn Davis	.350
Pinch-Hit At-Bats	Greg Gross	38
Pinch-Hits	Greg Gross	7
Pinch-Hit Home Runs	Craig Reynolds	1
Pinch-Hit RBI	Craig Reynolds	5

\* Denotes League Leader

# 1989 ASTROS HIGHS AND LOWS

## General

Most Consecutive Wins . . . . .	10	(5/26-6/4)*
Most Consecutive Losses . . . . .	5	(8/22-26)
Highest Attendance, Home . . . . .	41,661	(8/19 vs. CHI)
Highest Attendance, Road . . . . .	52,296	(8/6 at SF)
Longest Game, Time . . . . .	7:14	(6/3 vs. LA)+
Shortest Game, Time . . . . .	1:49	(9/17 vs. CIN)
Longest Game, Innings . . . . .	22	(6/3 vs. LA)
Best Homestand (by pct.) . . . . .	10-1	(6/1-6/11): 3-0 (9/15-17)
Worst Homestand (by pct.) . . . . .	0-3	(5/8-10)
Best Road Trip (by pct.) . . . . .	6-0	(5/26-31)
Worst Road Trip (by pct.) . . . . .	0-3	(8/22-24)
Most Runners Left-On-Base, Game . . . .	18	(6/3 vs. LA)
Most Errors, Game . . . . .	5	(5/21 vs. PITT)
Most Double Plays, Game . . . . .	3	3 times (last, 7/8 vs. MON)

## Team Batting

Most Runs, Game . . . . .	12	4 times (last, 8/8 at SD)
Most Runs, Inning . . . . .	8	(7/4 vs. NY, 1st inn.)
Most Hits, Game . . . . .	18	twice (last, 6/25 at ATL)
Most Hits, Inning . . . . .	7	(6/11 vs. ATL, 2nd inn.)
Fewest Hits, Game . . . . .	2	twice (last, 9/12 at SD)
Most Doubles, Game . . . . .	5	3 times (last, 8/19 vs. CHI)
Most Triples, Game . . . . .	2	4 times (last, 6/1 vs. LA)
Most Homers, Game . . . . .	4	twice (last, 8/8 at SD)
Most Homers, Inning . . . . .	2	6 times (last, 9/8 vs. SF, 3rd inn.)
Most Consecutive Games, Homer . . . . .	5	(8/18-23)
Most Walks, Game . . . . .	8	4 times (last, 6/3 vs. LA)
Fewest Walks, Game . . . . .	0	9 times (last, 9/2 at STL)
Most Strikeouts, Game . . . . .	18	(6/3 vs. LA)
Fewest Strikeouts, Game . . . . .	1	(5/26 at PITT)
Most Stolen Bases, Game . . . . .	5	3 times (last, 7/5 vs. NY)

## Team Pitching

Most Runs, Game . . . . .	18	(8/3 at CIN)
Fewest Hits, Game . . . . .	1	(5/19 vs. PITT)
Most Hits, Game . . . . .	26	(8/3 at CIN)+
Most Walks, Games . . . . .	9	(5/20 vs. PITT)
Fewest Walks, Game . . . . .	0	4 times (last, 10/1 at CIN)
Most Strikeouts, Game . . . . .	14	twice (last, 7/30 vs. SF)
Most Strikeouts, Inning . . . . .	3	25 times (last, 9/26 vs. ATL, 8th)

## Individual Batting

Most At-Bats, Game . . . . .	9	4 times (Hatcher, Davis, Caminiti, Ramirez, 6/3)
Most Runs, Game . . . . .	3	15 times (last by Ramirez, 9/14)
Most Hits, Game . . . . .	4	7 times (last by Ramirez, 9/14)
Most Doubles, Game . . . . .	3	Ramirez (7/30 vs. SF)*
Most Triples, Game . . . . .	2	Hatcher (6/1 vs. LA)
Most Homers, Game . . . . .	2	4 times (last by Biggio, 9/14)
Most RBI, Game . . . . .	7	Ramirez (8/29 at CHI)+
Most Walks, Game . . . . .	4	Puhl (9/25 vs. ATL)*
Most Strikeouts, Game . . . . .	4	4 times (last by Davis, 6/3)
Most Stolen Bases, Game . . . . .	4	Bass (5/7 at NY), Young (5/28 at PITT)*
Longest Batting Streak . . . . .	12	Biggio (5/26-6/9)

## Individual Pitching

Longest Winning Streak . . . . .	7	Portugal (7/15-9/22)
Longest Losing Streak . . . . .	5	Clancy (6/21-8/3)
Most Innings Pitched, Starter . . . . .	9.0	19 times (last by Deshaies, 10/1)
Most Innings Pitched, Reliever . . . . .	7.0	Forsch (8/3 at CIN)
Fewest Hits, Complete Game . . . . .	1	Scott (5/19 vs. PITT)
Fewest Walks, Complete Game . . . . .	0	4 times (last by Deshaies, 10/1)
Most Walks, Game . . . . .	6	3 times (last by Clancy, 8/23)
Most Strikeouts, Game . . . . .	11	Scott (7/26 vs. LA)
Most Strikeouts, Inning . . . . .	3	24 times (last by Darwin, 9/26)

\* tied club record + set club record

# 1989 Spring Training Results

DATE	OPPONENT/RESULT	ATTEND.	WP	LP
March 3	Atlanta 13, at Houston 11	2,955	Alvarez	August
March 4	Minnesota 4, at Houston 3	3,541	Galvez	Kerfeld
March 5	at Minnesota 5, Houston 4	4,277	Atherton	Meyer
March 6	at Houston 5, Kansas City 4	2,576	Smith	Wagner
March 8	at Cincinnati 4, Houston 3	3,527	Dibble	Schatzeder
March 9	at Houston 7, New York 2	5,647	Scott	Darling
March 10	at Detroit 3, Houston 2	4,404	Holman	Meyer
March 11	at Houston 13, Los Angeles 3	6,117	Mason	Horton
March 12	Cincinnati 9, at Houston(SS) 7(10)	5,522	Roessler	Kerfeld
March 12	at L.A. 7, Houston(SS) 6	6,308	Crews	Heathcock
March 13	at St. Louis 8, Houston 1	4,207	DeLeon	Scott
March 14	at Houston 7, Detroit 6	4,843	Smith	Holman
March 15	at Houston 8, Montreal 5 (SS)	3,275	Rhoden	Smith
March 15	Houston 8, at Kansas City 3 (SS)	2,232	Forsch	Gubicza
March 16	at Houston 2, Baltimore 1	4,421	Smith	Tibbs
March 17	at Minnesota 3, Houston 2	2,770	Atherton	Agosto
March 18	Boston 4, at Houston 3	5,119	Woodward	Schatzeder
March 19	at Los Angeles 4, Houston 1	6,487	Valenzuela	Rhoden
March 20	at Toronto 4, Houston 0	3,417	Cerutti	Knepper
March 21	at Kansas City 9, Houston 1	5,732	Appier	Darwin
March 22	at Houston 5, Kansas City 3	5,595	Deshaires	Saberhagen
March 23	Boston 5, at Houston 2	5,430	Boddicker	Agosto
March 24	at Pittsburgh 5, Houston 4	3,827	Landrum	Clancy
March 25	at New York 5, Houston 3	6,768	Fernandez	Forsch
March 26	at Houston 5, Pittsburgh 1	4,879	Scott	Drabek
March 27	at Baltimore 8, Houston 1	1,095	Milacki	Deshaires
March 28	at Cincinnati 8, Houston 0	6,577	Mahler	Rhoden
March 29	at Kansas City 7, Houston 4	4,304	Gubicza	Clancy
March 30	Minnesota 7, at Houston 6	3,763	Berenguer	Smith
March 31	Kansas City 6, at Houston 4	2,544	Gordon	Agosto
April 1	Texas 12, Houston 4 at OKC	7,821	Ryan	Deshaires
April 2	Houston 10, Texas 5 at OKC	5,566	Rhoden	Witt

## FINAL 1989 ASTROS SPRING TRAINING STATISTICS

Record: 10-22 Home Record: 8-7 Road Record: 1-14 Neutral: 1-1

NAME	AVG.	G	AB	R	H	2B	3B	HR	RBI	SH-SF	BB	SO	SB-CS	E
Karl Allaire	.375	6	8	0	3	1	0	0	1	1-0	0	2	0-0	0
Eric Anthony	.348	13	23	6	8	2	0	1	2	0-0	3	7	2-0	0
Alan Ashby	.256	14	39	5	10	1	0	1	6	0-1	3	7	0-0	0
Kevin Bass	.256	25	82	13	21	3	1	2	10	0-3	5	13	1-2	1
Craig Biggio	.353	17	34	1	12	3	0	0	3	0-0	1	3	0-2	0
Thad Bosley	.154	7	13	0	2	0	0	0	2	0-0	3	4	0-1	0
Ken Caminiti	.214	22	70	8	15	3	0	1	9	1-0	5	8	2-0	5
Casey Candaele	.125	17	32	4	4	1	0	0	4	0-2	5	4	0-1	0
Cesar Cedeno	.207	13	29	2	6	0	1	1	5	1-0	2	1	0-0	0
Glenn Davis	.304	24	79	13	24	3	0	6	13	0-0	6	16	0-0	0
Bill Doran	.115	10	26	2	3	1	0	0	0	0-0	3	3	0-0	2
Tony Eusebio	.250	6	12	1	3	0	0	0	2	0-1	0	1	1-0	1
Greg Gross	.225	25	40	2	9	0	0	0	3	0-1	3	2	0-1	1
Billy Hatcher	.333	24	72	16	24	4	0	1	7	0-1	3	7	4-0	0
Trent Hubbard	.500	8	8	4	4	1	0	0	3	1-0	0	0	1-1	0
Chuck Jackson	.195	17	41	3	8	0	0	1	4	0-1	6	6	2-1	4
Steve Lombardozzi	.182	11	22	1	4	1	0	0	1	0-0	1	4	0-0	2
Louie Meadows	.314	20	35	6	11	1	0	0	1	0-0	7	8	3-0	1
Phil Ouellette	.500	5	8	1	4	0	0	0	0	0-0	0	2	0-0	0
Terry Puhl	.352	20	54	5	19	2	2	1	11	0-1	7	4	2-2	1
Rafael Ramirez	.280	23	82	12	23	3	0	2	11	1-0	1	8	1-0	12
Craig Reynolds	.196	19	46	6	9	0	0	1	4	1-0	4	5	0-0	6
Karl Rhodes	.318	11	22	7	7	0	0	0	2	0-0	2	6	0-0	0
Craig Smajstrla	.333	4	6	1	2	1	0	0	0	0-0	1	0	1-0	0
Harry Spilman	.182	5	11	0	2	1	0	0	1	0-0	0	1	0-0	0
Alex Trevino	.333	15	33	5	11	1	0	2	7	0-0	3	1	0-0	0
Ron Washington	.191	18	47	3	9	3	2	0	7	1-1	0	6	2-0	3
Gerald Young	.329	23	76	12	25	2	0	1	10	1-1	8	9	5-4	3
ASTROS	.266	32	1092	142	290	39	6	21	132	12-13	83	152	27-15	45
Opponents	.289	32	1121	173	324	54	10	25	163	14-14	92	163	31-12	38

PINCH HITTING (AVG AB—H—HR—RBI): TEAM .205 44-9-1-7; Anthony .1000 2-2-0-0; Ashby .000 2-0-0-0; Bass .000 1-0-0-0; Biggio .000 2-0-0-0; Bosley .000 1-0-0-0; Cedeno .000 3-0-0-0; Eusebio .000 1-0-0-0; Gross .143 7-1-0-0; Hatcher .500 2-1-0-1; Jackson .500 2-1-1-1; Meadows .000 3-0-0-0; Ouellette .000 1-0-0-0; Puhl .000 1-0-0-1; Ramirez .000 1-0-0-0; Reynolds .500 4-2-0-1; Rhodes .500 2-1-0-2; Spilman .000 2-0-0-0; Trevino .500 2-1-0-0; Washington .000 5-0-0-1.



## ASTROS SPRING TRAINING PITCHING

NAME	W-L	ERA	G	GS	SHO	SV	IP	H	R	ER	HR	BB	SO
Juan Agosto	0-3	6.57	13	0	0	1	12.1	15	11	9	1	5	6
Larry Andersen	0-0	3.38	9	0	0	0	16.0	16	7	6	0	6	8
Sam August	0-1	4.50	2	0	0	0	2.0	2	1	1	0	1	1
Rocky Childress	0-0	18.00	2	0	0	0	2.0	5	6	4	1	1	2
Jim Clancy	0-2	3.81	6	6	0	0	26.0	27	14	11	3	4	28
Fred Costello	0-0	0.00	1	0	0	0	1.0	1	0	0	0	0	1
Danny Darwin	0-1	2.93	8	0	0	0	15.1	16	8	5	0	5	6
Jim Deshaies	1-2	4.97	7	7	0	0	29.0	31	16	16	5	7	14
Bob Forsch	1-1	6.50	7	2	0	0	18.0	25	14	13	5	5	2
Jeff Heathcock	0-1	3.86	2	0	0	0	2.1	3	1	1	0	1	0
Blaise Hsley	0-0	0.00	3	0	0	0	4.0	4	0	0	0	2	1
Dave Johnson	0-0	0.00	3	0	0	0	2.0	1	0	0	0	1	0
Anthony Kelley	0-0	10.80	4	0	0	0	5.0	10	6	6	0	4	3
Charley Kerfeld	0-2	9.45	4	0	0	0	6.2	8	7	7	0	5	3
Bob Knepper	0-1	5.40	4	3	0	0	16.2	22	15	10	2	9	6
Roger Mason	1-0	0.84	7	0	0	0	10.2	10	2	1	0	2	7
Brian Meyer	0-2	18.00	5	0	0	0	4.0	10	8	8	0	3	2
Mark Portugal	0-0	9.64	4	0	0	0	4.2	12	5	5	1	2	6
Rick Rhoden	2-2	6.00	7	7	0	0	27.0	37	25	18	2	11	10
Dan Schatzeder	0-2	2.77	8	0	0	0	13.0	14	6	4	1	6	14
Mike Scott	2-1	1.54	7	7	0	0	35.0	23	7	6	0	6	21
Dave Smith	3-1	6.43	14	0	0	0	14.0	16	10	10	4	1	16
Dave Stapleton	0-0	2.70	8	0	0	1	10.0	11	3	3	0	3	6
Ed Vosberg	0-0	3.38	2	0	0	0	2.2	5	1	1	0	2	0
ASTROS	10-22	4.67	32	32	0	2	279.1	324	173	145	25	92	163
Opponents	22-10	3.53	32	32	2	11	285.1	290	142	112	21	83	152

Home Attendance: 66,227\* (15 dates)

Road Attendance 79,221 (17 dates)

\* New Record

## 1989 ASTROS PITCHING LEADERS

Wins	Mike Scott	20*
Losses	Jim Clancy	14
Earned Run Average	Jim Deshaies	2.91
Games	Juan Agosto	71
Games Started	Jim Deshaies	34
Complete Games	Mike Scott	9
Shutouts	Jim Deshaies	3
Saves	Dave Smith	25
Innings Pitched	Mike Scott	229.0
Hits Allowed	Mike Scott	180
	Jim Deshaies	180
Runs Allowed	Jim Clancy	100
Earned Runs Allowed	Jim Clancy	83
Home Runs Allowed	Mike Scott	23
Hit Batsman	Jim Deshaies	4
Base on Balls	Jim Deshaies	79
Intentional Walks	Jim Clancy	15+
Strikeouts	Mike Scott	172
Wild Pitches	Jim Deshaies	8
Balks	Bob Forsch	5
Opponents Batting Average	Mike Scott	.212

\* League Leader + Tied for League Lead

## ASTROS NL PLAYERS OF THE MONTH

Bob Watson . . . . . May 1972	Art Howe . . . . . May 1981
Cesar Cedeno . . . . . June 1972	Jose Cruz . . . . . July 1984
Bob Watson . . . . . May 1975	Kevin Bass . . . . . June 1986
Cesar Cedeno . . . . . Sept. 1977	

## ASTROS NL PITCHERS OF THE MONTH

J.R. Richard . . . . . July 1978	J.R. Richard . . . . . April 1980
Ken Forsch . . . . . April 1979	Nolan Ryan . . . . . August 1982
Joe Niekro . . . . . May 1979	Nolan Ryan . . . . . May 1984
Joaquin Andujar . . . . . June 1979	Mike Scott . . . . . June 1989
J.R. Richard . . . . . Sept. 1979	


## HOUSTON'S LAST TRADE WITH...\*

- ATLANTA: Rafael Ramirez (INF) for Ed Whited (INF) and Mike Stoker (P) on Dec. 8, 1987
- CHICAGO: Davey Lopes (INF/OF) for Frank DiPino (P) on July 20, 1986
- CINCINNATI: Buddy Bell (INF) for a player to be named later (Carl Grovem) on June 19, 1988
- LOS ANGELES: Jeff Edwards (P) for Phil Garner (INF) on June 19, 1987
- MONTREAL: Casey Candaele (INF) for Mark Bailey (C) on July 23, 1988.
- NEW YORK: Gerald Young (OF), Manny Lee (INF), and Mitch Cook (P) for Ray Knight (INF) on Aug. 28, 1984
- PHILADELPHIA: Ronn Reynolds (C) for Jeff Calhoun (P) on April 2, 1987
- PITTSBURGH: Glenn Wilson (OF) for Billy Hatcher (OF) on August 18, 1989
- ST. LOUIS: Bob Forsch (P) for Denny Walling (INF) on August 31, 1988
- SAN FRANCISCO: Mike Ivie (INF) for Dave Bergman (INF) and Jeff Leonard (OF) on April 20, 1981
- SAN DIEGO: Ed Vosberg (P) for Danny Walters (C) on December 13, 1988
- BALTIMORE: Carl Nichols (C) for Dave Johnson (P) and Victor Hithe (IF) on April 1, 1989
- BOSTON: Marc Sullivan (C) for a player to be named later (Randy Randle) on December 14, 1987
- CALIFORNIA: Dickie Thon (INF) for Ken Forsch (P) on April 1, 1981
- CHICAGO: Dan Neumeier (P) for Hector Torres (INF) on Oct. 23, 1973
- CLEVELAND: Jim Lentine (OF) for Mike Fishlin (INF) on April 3, 1981
- DETROIT: Leon Roberts (OF), Terry Humphrey (C), Gene Peltz (P) and Mark Lemongello (P) for Milt May (C), Dave Roberts (P), and Jim Crawford (P) on Dec. 6, 1975
- KANSAS CITY: Buddy Biancalana (INF) for Mel Stottlemyre, Jr. (P) on July 29, 1987
- MILWAUKEE: Danny Darwin (P) for Mark Knudson (P) and Don August (P) on August 15, 1986
- MINNESOTA: Steve Lombardozzi (IF) for Gordie Farmer (P) and Ramon Cedenio (INF) on March 21, 1989
- NEW YORK: Rick Rhoden (P) for John Fishel (OF), Pedro DeLeon (P) and Mike Hook (P) on December 4, 1988
- OAKLAND: Rick Lysander (P) for Jimmy Sexton (INF) on Feb. 10, 1981
- SEATTLE: Doug Givler (P) for Julio Solano (P) on Sept. 30, 1987
- TEXAS: Mike Loynd (P) for Robbie Wine (C) on March 25, 1988.
- TORONTO: Gary Woods (OF) for Don Piskies (P) on Dec. 4, 1978

*\*Includes player trades, but not straight cash purchases.*

## MOST AND FEWEST TRADES

The Astros have made a total of 19 player swaps with the St. Louis Cardinals, six more than with any other club in baseball. Following the Cardinals are the Braves (13) and the Mets (10). The Astros have made at least two trades with every major league club.





# ATLANTA BRAVES

## WESTERN DIVISION



**RUSS NIXON**  
Third season in Atlanta  
(105-176)  
Fifth season overall  
(205-307)

Address: P.O. Box 4064, Atlanta, GA 30302  
Phone Number: (404) 522-7630  
General Manager: Bobby Cox  
Manager: Russ Nixon  
PR Director: Jim Schultz  
Private Number: (404) 522-2724  
PR Assistants: Melanie Jessee, Glen Serra  
Private Number: (404) 522-2724  
Stadium (Year Opened): Atlanta-Fulton County Stadium (1966)

Capacity: 53,046  
Traveling Secretary: Bill Acree  
Hotel in Houston: Westin Galleria  
Phone Number: (713) 960-8100  
Fax: (713) 960-6553  
Astros' Hotel in Atlanta: Atlanta Hilton & Towers  
Phone Number: (404) 659-2000  
Fax: (404) 222-2868  
1989 Record, Finish: 63-97, 6th West  
Vs. Astros in 1989 (Overall): 8-10 (258-236)  
Vs. Astros in Atl. - 1989 (Overall): 4-5 (137-107)  
Vs. Astros in Hou. - 1989 (Overall): 4-5 (121-129)

### 1989 SERIES SCORES

#### In Atlanta

April 18 - L 5-4  
April 19 - L 4-3  
April 20 - W 4-3  
June 23 - W 5-2  
June 24 - W 5-4  
June 25 - W 12-6  
Sept. 19 - L 3-0  
Sept. 20 - W 7-6(14)  
Sept. 21 - L 3-0

#### In Houston

April 4 - W 10-3  
April 5 - L 8-4  
April 6 - L 3-2  
June 9 - W 6-5  
June 10 - W 1-0  
June 11 - W 10-6  
Sept. 25 - L 5-3  
Sept. 26 - W 3-2  
Sept. 27 - L 5-4

(Results refer to Astros won-lost)

### ALL-TIME SERIES RESULTS

YEAR	HOME	ROAD	TOTAL	YEAR	HOME	ROAD	TOTAL
1962	4-5	3-6	7-11	1976	5-4	6-3	11-7
1963	2-7	3-6	5-13	1977	5-4	4-5	9-9
1964	6-3	6-3	12-6	1978	5-4	5-4	10-8
1965	2-7	2-7	4-14	1979	8-1	3-6	11-7
1966	2-7	2-7	4-14	1980	8-1	3-6	11-7
1967	6-3	1-8	7-11	1981	4-2	4-2	8-4
1968	3-6	4-5	7-11	1982	4-5	4-5	8-10
1969	2-7	1-8	3-15	1983	5-5	2-6	7-11
1970	5-4	4-5	9-9	1984	2-7	4-5	6-12
1971	4-5	5-4	9-9	1985	3-6	7-2	10-8
1972	5-4	2-3	7-7	1986	7-2	6-3	13-5
1973	2-7	5-4	7-11	1987	8-1	2-7	10-8
1974	6-3	6-3	12-6	1988	7-2	6-3	13-5
1975	4-5	2-7	6-12	1989	5-4	5-4	10-8

### SERIES RECORDS

Longest Winning Streak, Astros: 9, 9/21/86-5/1/87  
Longest Winning Streak, Braves: 12, 7/4-9/4/66  
Largest Margin of Victory, Astros: 13 (5/20/78, HOU 13, Atl 0)  
Largest Margin of Victory, Braves: 14 (7/20/80, ATL 14, Hou 0)  
Most Runs Scored by Houston: 16 (5/30/76 at Atlanta)  
Most Runs Scored by Atlanta: 14 (7/2/80 at Atlanta)  
Most Runs Scored by Both Teams: 22 (twice, last, 9/26/77, ATL 12, Hou 10)  
Longest Game, Innings: 17, 6/2/63 at Milwaukee)

(Home team in CAPS)

# ASTROS VS. ATLANTA

PLAYER	AVG.	G	AB	R	H	2B	3B	HR	RBI	BB	SO	SB
Anthony	.083	6	12	2	1	0	0	1	1	4	5	0
Ashby	.111	4	9	0	1	0	0	0	0	2	2	0
Bass	.200	10	35	8	7	3	0	1	5	4	9	0
Biggio	.214	16	56	7	12	0	0	2	7	4	11	2
Caminiti	.279	18	68	9	19	1	0	1	7	3	6	2
Davidson	.600	4	5	1	3	1	0	0	0	0	0	0
Davis	.288	18	66	8	19	6	0	1	8	9	11	0
Doran	.362	16	58	5	21	6	0	2	13	4	4	1
Gross	.143	7	7	0	1	0	0	0	1	1	1	0
Hatcher	.308	11	52	9	16	2	1	1	10	0	9	3
Lombardozzi	.200	6	10	2	2	1	0	0	1	2	3	0
Meadows	.200	5	5	0	1	0	0	0	2	0	1	0
Nichols	.000	2	5	0	0	0	0	0	1	0	1	0
Puhl	.243	15	37	9	9	2	0	0	2	10	5	1
Ramirez	.250	16	56	4	14	1	0	1	4	1	10	0
Reynolds	.278	10	18	1	5	0	0	0	3	1	4	0
Spilman	.500	5	4	1	2	1	0	0	1	1	0	0
Trevino	.294	8	17	3	5	0	0	1	2	2	4	0
Washington	.000	1	0	0	0	0	0	0	0	0	0	0
Wilson	.200	3	5	1	1	0	0	0	0	1	1	0
Yelding	.455	5	11	2	5	0	0	0	2	0	4	2
Young	.224	17	58	10	13	3	0	0	5	12	8	3
PITCHERS	.222	18	36	1	8	2	0	0	4	1	10	0

TOTALS	.262	18	630	83	165	29	1	11	79	62	109	14
--------	------	----	-----	----	-----	----	---	----	----	----	-----	----

PITCHER	W-L	ERA	G	GS	CG	SV	IP	H	R	ER	HR	BB	SO	WP
Agosto	1-0	2.35	9	0	0	0	7.2	5	2	2	0	4	4	1
Andersen	1-0	0.00	9	0	0	0	13.1	6	0	0	0	2	16	0
Cano	0-0	4.76	2	1	0	0	5.2	8	3	3	0	1	3	0
Clancy	1-2	1.72	3	2	0	0	15.2	10	5	3	1	4	10	1
Darwin	2-0	1.23	9	0	0	4	14.2	11	2	2	0	2	14	0
Deshaies	2-2	3.56	5	5	0	0	30.1	27	13	12	4	8	23	1
Forsch	0-0	3.68	4	1	0	0	7.1	11	5	3	1	8	3	0
Knepper	0-1	10.38	2	2	0	0	8.2	11	10	10	1	8	6	1
Meyer	0-0	0.00	3	0	0	1	3.0	0	0	0	0	2	2	0
Portugal	0-0	6.75	2	1	0	0	5.1	8	4	4	2	3	4	1
Rhoden	0-0	6.75	2	2	0	0	9.1	14	8	7	0	6	3	0
Schatzeder	1-1	7.36	5	0	0	0	7.1	12	7	6	0	7	8	0
Scott	2-1	4.00	4	4	0	0	27.0	19	13	12	6	7	22	0
Smith	0-1	0.90	8	0	0	4	10.0	8	1	1	0	1	9	1
TOTALS	10-8	3.54	18	18	0	9	165.1	150	73	65	15	63	126	6

# ATLANTA VS. ASTROS

PLAYER	AVG.	G	AB	R	H	2B	3B	HR	RBI	BB	SO	SB
Benedict	.364	4	11	2	4	0	0	1	1	1	1	0
Berroa	.250	7	16	2	4	1	0	1	3	1	3	0
Blauser	.288	16	59	11	17	5	0	2	6	5	14	3
Blocher	.000	4	3	0	0	0	0	0	0	0	0	0
Cabrera	.000	1	4	0	0	0	0	0	0	0	1	0
Davis	.100	10	30	1	3	2	0	0	1	3	11	0
Denson	.182	4	11	0	2	0	0	0	1	2	2	0
Evans	.154	14	26	2	4	0	0	0	5	7	6	0
Gant	.214	14	56	7	12	3	1	3	8	3	17	1
Gregg	.406	13	32	4	13	3	0	1	6	4	5	0
James	.313	9	16	3	5	1	0	0	1	1	3	0
Justice	.300	5	20	4	6	0	0	1	2	0	4	1
Lemke	.200	6	25	2	5	2	1	0	4	2	0	0
Mann	.000	1	3	0	0	0	0	0	0	0	0	0
McDowell	.500	4	4	2	2	0	0	1	1	1	0	1
Mizerock	.300	4	10	0	3	0	0	0	1	0	1	0
Murphy	.176	16	51	4	9	0	0	1	5	11	16	0
Perry	.286	9	35	3	10	2	0	0	4	5	2	2
Russell	.200	7	10	2	2	0	0	1	1	1	3	0
Smith, L.	.302	14	53	11	16	3	2	3	11	7	15	1
Thomas	.283	11	46	5	13	2	0	0	3	3	3	1
Treadway	.170	13	47	3	8	0	0	0	0	3	5	0
Wetherby	.250	8	8	0	2	0	0	0	0	0	1	0
Whited	.182	5	11	0	2	0	0	0	0	3	2	0
PITCHERS	.200	18	40	5	8	1	1	0	2	0	11	0

TOTALS	.239	18	627	73	150	25	5	15	66	63	126	10
--------	------	----	-----	----	-----	----	---	----	----	----	-----	----

PITCHER	W-L	ERA	G	GS	CG	SV	IP	H	R	ER	HR	BB	SO	WP
Acker	0-1	3.65	7	0	0	0	12.1	13	5	5	0	3	8	0
Aldrich	0-0	2.45	1	0	0	0	3.2	3	1	1	0	1	1	0
Alvarez	2-2	2.31	7	0	0	0	11.2	11	4	3	1	3	11	1
Assenmacher	0-2	10.80	5	0	0	0	3.1	7	5	4	0	3	3	1
Boever	1-1	5.59	7	0	0	3	9.2	9	6	6	1	5	7	0
Castillo	0-0	18.00	1	0	0	0	1.0	1	2	2	0	1	0	0
Eave	1-0	0.00	1	1	0	0	7.2	2	0	0	0	6	4	0
Eichhorn	1-0	6.23	6	0	0	0	8.2	9	6	6	1	4	7	0
Glavine	0-1	10.24	2	2	0	0	9.2	14	11	11	2	1	3	0
Greene	1-1	1.69	2	2	1	0	16.0	9	3	3	1	4	9	0
Henry	0-0	0.00	3	0	0	0	3.0	2	0	0	0	1	3	0
Lilliquist	0-0	5.74	3	3	0	0	15.2	20	11	10	1	4	7	0
Mercker	0-0	11.57	1	1	0	0	2.1	4	3	3	0	4	3	0
Puleo	1-0	1.93	2	0	0	0	4.2	3	1	1	1	5	5	0
Richards	0-0	4.82	2	2	0	0	9.1	10	5	5	2	6	4	1
Russell	0-0	0.00	1	0	0	0	0.1	0	0	0	0	0	0	0
Smith, P.	0-0	6.48	2	2	0	0	8.1	13	6	6	0	3	2	0
Smith, Z.	0-1	4.70	3	3	0	0	15.1	19	11	8	1	4	10	2
Smoltz	1-1	1.20	2	2	0	0	15.0	10	3	2	0	3	15	1
Stanton	0-0	0.00	4	0	0	3	6.1	6	0	0	0	1	7	1
TOTALS	8-10	4.12	18	18	1	6	164.0	165	83	75	11	62	109	7



## CHICAGO CUBS EASTERN DIVISION



**DON ZIMMER**  
Third season in Chicago  
(170-155)  
12th season overall  
(790-754)

Address: 1060 West Addison Street,  
Chicago, IL 60613  
Phone Number: (312) 404-2827  
General Manager: Jim Frey  
Manager: Don Zimmer  
PR Director: Ned Colletti  
Private Number: (312) 404-4191  
Assistant PR Director: Sharon Pannozzo  
Private Number: (312) 404-4191  
Stadium (Year Opened): Wrigley Field (1916)  
Capacity: 39,012  
Traveling Secretary: Peter Durso  
Hotel in Houston: Westin Galleria  
Phone Number: (713) 960-8100  
Fax: (713) 960-6553  
Astros' Hotel in Chicago: Hyatt Regency  
Phone Number: (312) 565-1234  
Fax: (312) 565-2966  
1989 Record, Finish: 93-69, 1st East  
Vs. Astros in 1989 (Overall): 5-7 (172-201)  
Vs. Astros in Chi. - 1989 (Overall): 2-4 (106-81)  
Vs. Astros in Hou. - 1989 (Overall): 3-3 (66-120)

### 1989 SERIES SCORES

#### In Chicago

May 12 - W 3-1  
May 13 - W 1-0  
May 14 - W 5-1

Aug. 28 - L 6-1  
Aug. 29 - L 10-9(10)  
Aug. 20 - W 8-4

#### In Houston

May 22 - L 5-3  
May 23 - L 5-4  
May 24 - L 3-1

Aug. 18 - W 6-5  
Aug. 19 - W 8-4  
Aug. 20 - W 8-4

(Results refer to Astros won-lost)

### ALL-TIME SERIES RESULTS

YEAR	HOME	ROAD	TOTAL
1962	6-3	5-4	11-7
1963	7-2	2-7	9-9
1964	5-4	2-7	7-11
1965	5-4	5-4	10-8
1966	8-1	5-4	13-5
1967	7-2	3-6	10-8
1968	6-3	2-7	8-10
1969	2-4	2-4	4-8
1970	4-2	1-5	5-7
1971	4-2	3-3	7-5
1972	5-1	4-2	9-3
1973	2-4	4-2	6-6
1974	6-0	2-4	8-4
1975	2-4	3-3	5-7

YEAR	HOME	ROAD	TOTAL
1976	5-1	2-4	7-5
1977	3-3	3-3	6-6
1978	5-1	1-5	6-6
1979	4-2	2-4	6-6
1980	6-0	5-1	11-1
1981	3-0	3-1	6-1
1982	2-4	1-5	3-9
1983	4-2	3-3	7-5
1984	5-1	1-5	6-6
1985	3-3	4-2	7-5
1986	4-2	4-2	8-4
1987	1-5	3-3	4-8
1988	3-3	2-4	5-7
1989	3-3	4-2	7-5

### SERIES RECORDS

Longest Winning Streak, Astros: 13, 9/24/79-9/30/80  
Longest Winning Streak, Cubs: 5, 5/7-14/82 & 6/13-8/6/69  
Largest Margin of Victory, Astros: 16 (4/29/74, HOU 18, Chi 2)  
Largest Margin of Victory, Cubs: 15 (6/3/87, CHI 22, Hou 7)  
Most Runs Scored by Houston: 18 (4/29/74 at Houston)  
Most Runs Scored by Chicago: 22 (6/3/87 at Chicago)  
Most Runs Scored by Both Teams: 29 (6/3/87, CHI 22, Hou 7)  
Longest Game, Innings: 18, 9/2-3/86 at Chicago

(Home team in CAPS)

## ASTROS VS. CHICAGO

PLAYER	AVG.	G	AB	R	H	2B	3B	HR	RBI	BB	SO	SB
Bass	.378	12	45	8	17	3	0	3	11	4	5	1
Biggio	.167	9	30	5	5	1	1	0	3	3	4	1
Caminiti	.211	11	38	5	8	1	1	0	2	4	4	0
Davidson	.000	1	1	0	0	0	0	0	0	0	0	0
Davis	.250	11	36	7	9	1	0	2	6	7	8	1
Doran	.244	11	41	6	10	5	0	0	5	9	6	2
Gross	.200	3	5	0	1	0	0	0	0	1	0	0
Hatcher	.211	7	19	3	4	1	0	0	1	3	2	1
Meadows	.333	3	3	1	1	0	0	0	1	0	0	0
Puhl	.412	8	17	0	7	0	0	0	0	0	0	0
Ramirez	.286	11	42	6	12	3	0	1	10	4	6	0
Reynolds	.182	7	11	2	2	1	0	0	0	5	2	0
Spilman	.600	3	5	2	3	1	0	0	1	2	0	0
Trevino	.214	6	14	1	3	1	0	0	2	2	1	0
Wilson	.200	5	20	2	4	1	0	0	3	2	2	0
Yelding	.250	5	4	1	1	0	0	0	0	1	1	1
Young	.348	11	46	8	16	1	0	0	7	5	2	1
PITCHERS	.154	12	26	0	4	1	0	0	1	1	6	0
TOTALS	.266	12	403	57	107	21	2	6	53	53	49	8

PITCHER	W-L	ERA	G	GS	CG	SV	IP	H	R	ER	HR	BB	SO	WP
Agosto	0-0	0.00	4	0	0	0	3.0	3	0	0	0	0	1	0
Andersen	0-0	2.08	5	0	0	0	8.2	4	2	2	1	2	11	1
Cano	0-1	9.00	1	1	0	0	5.0	5	5	5	1	3	1	0
Clancy	0-0	7.50	2	1	0	0	6.0	8	6	5	0	2	6	0
Darwin	1-0	2.70	5	0	0	0	6.2	4	2	2	1	2	4	0
Deshaies	1-1	3.38	2	2	1	0	13.1	10	5	5	0	7	5	1
Forsch	0-0	0.00	2	0	0	0	3.1	4	0	0	0	0	1	0
Knepper	1-1	2.13	2	2	0	0	12.2	10	3	3	0	7	3	0
Meyer	0-0	18.00	1	0	0	0	1.0	4	4	2	0	0	0	0
Portugal	1-0	5.11	2	2	0	0	12.1	16	7	7	2	3	10	0
Schatzeder	0-0	0.00	1	0	0	0	1.1	1	0	0	0	0	1	0
Scott	2-1	3.23	4	4	2	0	30.2	25	13	11	5	5	26	0
Smith	1-1	2.70	3	0	0	1	3.1	3	1	1	0	3	0	0
TOTALS	7-5	3.52	12	12	3	1	107.1	97	48	42	10	34	69	2

## CHICAGO VS. ASTROS

PLAYER	AVG.	G	AB	R	H	2B	3B	HR	RBI	BB	SO	SB
Berryhill	.217	6	23	2	5	1	0	0	0	1	4	0
Dascenzo	.087	6	23	2	2	0	0	0	1	2	0	1
Dawson	.333	6	15	2	5	2	0	0	2	1	1	1
Dunston	.289	11	38	5	11	3	1	1	7	5	10	3
Girardi	.500	3	12	1	6	2	0	0	2	1	2	1
Grace	.273	12	44	8	12	1	0	3	8	7	9	4
Jackson	.071	7	14	1	1	0	0	0	0	3	3	1
Law	.219	9	32	2	7	3	0	0	1	1	7	0
McClendon	.313	6	16	5	5	0	0	2	4	4	2	0
Ramos	.214	6	14	1	3	0	0	0	1	2	0	0
Sandberg	.234	12	47	8	11	0	1	3	5	3	5	0
Smith	.300	9	30	3	9	1	1	1	9	0	4	0
Stephenson	.000	2	4	0	0	0	0	0	0	0	1	0
Varsho	.667	3	6	1	4	0	1	0	0	0	1	0
Walton	.231	6	26	6	6	0	0	0	1	1	1	1
Webster	.154	6	13	1	2	0	0	0	0	1	2	1
Wilkerson	.222	6	9	0	2	0	0	0	0	1	4	0
Wrona	.000	3	7	0	0	0	0	0	1	1	3	0
PITCHERS	.214	12	28	0	6	0	0	0	1	0	10	1
TOTALS	.242	12	401	48	97	13	4	10	43	34	69	14

PITCHER	W-L	ERA	G	GS	CG	SV	IP	H	R	ER	HR	BB	SO	WP
Assenmacher	1-0	0.00	1	0	0	0	1.0	0	0	0	0	0	1	0
Bielecki	0-0	8.38	2	2	0	0	9.2	12	10	9	1	8	8	1
Kilgus	0-1	8.53	2	1	0	0	6.1	7	6	6	0	4	4	0
Lancaster	0-1	5.06	3	0	0	0	5.1	6	3	3	1	2	3	0
Maddux	2-2	1.65	4	4	2	0	32.2	26	7	6	1	10	13	0
Perry	0-0	0.00	1	0	0	0	0.2	1	0	0	0	0	0	0
Pico	0-0	3.60	4	0	0	0	5.0	5	2	2	0	6	1	0
Sanderson	1-0	5.14	4	2	0	0	14.0	18	8	8	0	4	6	1
Schiraldi	0-1	2.45	5	0	0	2	7.1	5	2	2	0	2	3	1
Sutcliffe	1-2	5.60	3	3	0	0	17.2	22	11	11	0	7	5	3
Wilkins	0-0	9.00	2	0	0	0	3.0	1	3	3	1	2	2	0
Williams	0-0	15.00	6	0	0	1	3.0	4	5	5	2	7	2	0
Wilson	0-0	0.00	2	0	0	0	1.1	0	0	0	0	1	1	0
TOTALS	5-7	4.63	12	12	2	3	107.0	107	57	55	6	53	49	6





# CINCINNATI REDS WESTERN DIVISION



**LOU PINIELLA**  
First Season in Cincinnati  
Third Season Overall  
(224-193)

Address: 100 Riverfront Stadium  
Cincinnati, OH 45202  
Phone Number: (513) 421-4510  
General Manager: Bob Quinn  
Manager: Lou Piniella  
Vice President, Publicity: Jim Ferguson  
Private Number: (513) 421-2990  
Director Information, Publications: Jon Braude  
Private Number: (513) 421-2990  
Stadium (Year Opened): Riverfront Stadium (1970)  
Capacity: 52,392  
Traveling Secretary: Joel Pieper  
Hotel in Houston: Westin Galleria  
Phone Number: (713) 960-8100  
Fax: (713) 960-6553  
Astros' Hotel in Cincinnati: Terrace Hilton  
Phone Number: (513) 381-4000  
Fax: (513) 381-5158  
1989 Record, Finish: 75-87, 5th West  
Vs. Astros in 1989 (Overall): 8-10 (271-226)  
Vs. Astros at Cin. - 1989 (Overall): 4-5 (146-102)  
Vs. Astros in Hou. - 1989 (Overall): 4-5 (125-124)

## 1989 SERIES SCORES

### In Cincinnati

April 21 - W 7-0  
April 22 - L 5-4(10)  
April 23 - W 5-2  
Aug. 1 - W 5-0  
Aug. 2 - L 5-2  
Aug. 3 - L 18-2  
Sept. 29 - L 4-3  
Sept. 30 - W 9-2  
Oct. 1 - W 2-0

### In Houston

April 10 - L 8-3  
April 11 - W 5-3  
April 12 - L 3-1  
Aug. 11 - L 6-1  
Aug. 12 - W 6-5  
Aug. 13 - L 5-0  
Sept. 15 - W 4-1  
Sept. 16 - W 3-1  
Sept. 17 - W 1-0

(Results refer to Astros won-lost)

## ALL-TIME SERIES RESULTS

YEAR	HOME	ROAD	TOTAL	YEAR	HOME	ROAD	TOTAL
1962	2-7	3-6	5-13	1976	3-6	3-6	6-12
1963	5-4	2-7	7-11	1977	7-2	6-3	13-5
1964	4-5	2-7	6-12	1978	6-3	1-8	7-11
1965	3-6	3-6	6-12	1979	7-2	3-6	10-8
1966	9-0	5-4	14-4	1980	5-4	5-4	10-8
1967	1-8	2-7	3-15	1981	1-5	3-3	4-8
1968	4-5	5-4	9-9	1982	6-3	5-4	11-7
1969	5-4	4-5	9-9	1983	6-3	7-2	13-5
1970	2-7	1-8	3-15	1984	6-3	4-5	10-8
1971	7-2	6-3	13-5	1985	4-5	3-6	7-11
1972	2-7	4-4	6-11	1986	7-2	7-2	14-4
1973	4-5	3-6	7-11	1987	3-6	2-7	5-13
1974	2-7	2-7	4-14	1988	5-4	4-5	9-9
1975	3-6	2-7	5-13	1989	5-4	5-4	10-8

## SERIES RECORDS

Longest Winning Streak, Astros: 9, 9/26/65-4/3/66  
Longest Winning Streak, Reds: 8, 5/8-7/3/63 & 9/3/74-4/20/75 (game 1)  
Largest Margin of Victory, Astros: 13 (6/14/83, Hou 13, CIN 0)  
Largest Margin of Victory, Reds: 16 (8/3/89, CIN 18, Hou 2)  
Most Runs Scored by Houston: 13 (Four times; last, 6/14/83 at Cincinnati)  
Most Runs Scored by Cincinnati: 18 (8/3/89 at Cincinnati)  
Most Runs Scored by Both Teams: 22 (6/29/80, Cin 12, HOU 10)  
Longest Game, Innings: 16, 4/8/88 at Cincinnati)

(Home team in CAPS)

## ASTROS VS. CINCINNATI

PLAYER	AVG.	G	AB	R	H	2B	3B	HR	RBI	BB	SO	SB
Anthony	.143	4	7	1	1	1	0	0	1	4	1	0
Ashby	.375	3	8	1	3	0	0	0	0	3	2	0
Bass	.275	12	40	5	11	3	0	0	5	2	5	3
Biggio	.271	15	48	7	13	4	0	1	6	7	5	2
Caminiti	.302	18	63	10	19	7	0	1	11	4	11	0
Davidson	.056	7	18	0	1	0	0	0	1	0	6	0
Davis	.309	18	55	12	17	2	0	6	11	14	11	0
Doran	.159	13	44	4	7	2	0	1	4	5	4	3
Gross	.667	2	3	0	2	0	0	0	0	2	0	0
Hatcher	.200	12	45	5	9	1	0	0	3	2	3	2
Lombardozzi	.250	6	12	1	3	0	1	0	1	1	3	0
Nichols	.250	1	4	0	1	0	0	0	1	0	0	0
Puhl	.273	9	22	2	6	1	0	0	4	4	3	1
Ramirez	.217	16	60	2	13	1	1	0	2	2	10	1
Reynolds	.150	8	20	1	3	0	0	1	3	0	3	0
Spilman	.000	5	6	0	0	0	0	0	0	0	1	0
Trevino	.250	10	20	2	5	1	0	0	1	1	3	0
Wilson	.083	3	12	0	1	0	0	0	2	1	1	0
Yelding	.231	9	13	5	3	1	0	0	2	1	3	2
Young	.302	15	53	5	16	1	1	0	0	4	7	2
PITCHERS	.188	18	48	0	9	1	0	0	0	0	12	0
TOTALS	.238	18	601	63	143	26	3	10	58	57	94	16

PITCHER	W-L	ERA	G	GS	CG	SV	IP	H	R	ER	HR	BB	SO	WP
Agosto	0-0	9.00	6	0	0	0	8.0	17	8	8	0	7	7	2
Andersen	0-0	0.00	7	0	0	1	13.0	6	1	0	0	3	11	0
Cano	1-0	2.00	1	1	1	0	9.0	7	2	2	0	2	2	0
Clancy	0-2	20.25	2	2	0	0	4.0	10	10	9	1	3	3	0
Darwin	0-1	2.84	4	0	0	0	6.1	4	2	2	0	5	4	2
Deshaies	4-1	1.40	6	6	3	0	45.0	26	8	7	1	8	36	2
Forsch	0-0	10.80	3	0	0	0	8.1	18	10	10	2	0	3	1
Knepper	1-1	3.97	2	2	0	0	11.1	12	6	5	1	5	6	0
Meyer	0-1	4.50	1	0	0	0	2.0	2	1	1	0	0	1	0
Portugal	1-0	1.50	2	1	1	0	12.0	7	2	2	0	3	11	0
Rhoden	2-1	2.97	6	6	0	0	36.1	33	12	12	3	13	22	1
Smith	1-1	11.25	5	0	0	2	4.0	5	6	5	0	3	2	1
TOTALS	10-8	3.56	18	18	5	3	159.1	147	68	63	8	52	108	9

## CINCINNATI VS. ASTROS

PLAYER	AVG.	G	AB	R	H	2B	3B	HR	RBI	BB	SO	SB
Benzinger	.243	18	70	9	17	2	0	0	6	6	11	1
Collins	.067	12	15	0	1	0	0	0	0	0	3	0
Daniels	.267	5	15	5	4	0	0	0	0	6	1	1
Davis	.351	17	57	12	20	4	0	5	14	8	15	4
Diaz	.200	3	5	1	1	0	0	0	0	1	1	0
Duncan	.233	8	30	7	7	2	0	0	2	4	6	5
Griffey	.250	9	20	3	5	0	0	1	5	2	4	0
Harris	.000	2	2	0	0	0	0	0	0	0	0	0
Larkin	.179	10	28	1	5	0	0	0	3	1	1	0
Madison	.000	6	14	0	0	0	0	0	0	0	1	0
McGriff	.000	2	0	0	0	0	0	0	0	0	0	0
O'Neill	.217	12	46	3	10	3	0	0	5	1	6	3
Oester	.370	17	46	4	17	4	0	0	5	11	5	1
Oliver	.294	6	17	0	5	1	0	0	5	0	6	0
Quinones	.182	10	44	6	8	0	0	0	1	0	7	0
Reed	.308	14	39	3	12	3	0	1	5	3	3	0
Richardson	.067	8	15	0	1	0	0	0	1	1	3	1
Roomes	.333	11	39	8	13	2	1	1	6	2	10	6
Sabo	.269	7	26	2	7	2	0	0	0	2	3	2
Trillo	.000	1	2	0	0	0	0	0	0	0	2	0
Winningham	.240	12	25	2	6	1	0	0	0	0	4	1
Youngblood	.182	7	11	2	2	0	0	0	0	3	1	0
PITCHERS	.150	18	40	0	6	0	0	0	3	1	15	0
TOTALS	.243	18	606	68	147	24	1	8	61	52	108	25

PITCHER	W-L	ERA	G	GS	CG	SV	IP	H	R	ER	HR	BB	SO	WP
Armstrong	0-1	1.35	1	1	0	0	6.2	6	3	1	0	3	4	0
Birtsas	1-0	6.00	3	0	0	0	3.0	3	2	2	1	1	3	0
Browning	3-1	2.03	5	5	3	0	40.0	35	9	9	3	8	13	0
Charlton	0-0	1.74	8	0	0	0	10.1	7	3	2	1	3	12	1
Dibble	2-0	1.93	8	0	0	2	9.1	5	2	2	0	3	8	1
Franco	0-1	2.45	4	0	0	3	3.2	4	2	1	0	2	3	1
Jackson	0-1	5.14	1	1	0	0	7.0	9	4	4	1	1	3	0
Leary	1-2	3.20	3	3	0	0	19.2	21	7	7	0	7	14	1
Mahler	0-2	4.73	3	2	0	0	13.1	16	12	7	1	7	8	1
Rijo	0-0	1.50	2	2	0	0	12.0	9	2	2	0	6	9	0
Robinson	1-1	2.41	3	3	0	0	18.2	14	6	5	0	7	10	0
Rodriguez	0-0	0.00	1	0	0	0	1.0	0	0	0	0	0	0	0
Roesler	0-0	3.00	3	0	0	0	3.0	2	1	1	1	0	0	0
Scudder	0-1	11.81	2	1	0	0	5.1	7	7	7	2	3	4	0
Sebra	0-0	0.00	2	0	0	0	3.0	1	0	0	0	4	0	0
Tekulve	0-0	6.75	3	0	0	0	2.2	4	3	2	0	2	3	0
TOTALS	8-10	2.89	18	18	3	5	158.2	143	63	51	10	57	94	5



# LOS ANGELES DODGERS

## WESTERN DIVISION



**TOM LASORDA**  
14th Season in L.A.  
(1097-955)

Address: 1000 Elysian Park Avenue  
Los Angeles, CA 90012  
Phone Number: (213) 224-1500  
General Manager: Fred Claire  
Manager: Tom Lasorda  
Publicity Director: Mike Williams  
Private Number: (213) 224-1331  
Assistant Publicity Director: Jay Lucas  
Private Number: (213) 224-1331  
Stadium (Year Opened): Dodger Stadium (1962)  
Capacity: 56,000  
Traveling Secretary: Bill DeLury  
Hotel in Houston: Westin Galleria  
Phone Number: (713) 960-8100  
Fax: (713) 960-6553  
Astros' Hotel in Los Angeles: Hyatt Regency  
Phone Number: (213) 683-1234  
Fax: (213) 629-3230  
1989 Record, Finish: 77-83, 4th West  
Vs. Astros in 1989 (Overall): 8-10 (284-215)  
Vs. Astros in L.A. - 1989 (Overall): 5-4 (153-97)  
Vs. Astros in Hou. - 1989 (Overall): 3-6 (131-118)

### 1989 SERIES SCORES

#### In Los Angeles

April 13 - W 4-2(15)  
April 14 - W 3-2  
April 15 - L 3-1  
April 16 - L 2-1  
June 13 - L 3-2  
June 14 L 3-0  
June 15 - L 2-1(11)  
Sept. 13 - W 3-1  
Sept. 14 - W 11-3

#### In Houston

June 1 - W 7-2  
June 2 - W 1-0  
June 3 - W 5-4(22)  
June 4 - W 7-6(13)  
July 25 - L 6-0  
July 26 - W 6-2  
July 27 - L 7-5  
Sept. 4 - L 7-5  
Sept. 5 - W 3-2

(Results refer to Astros won-lost)

### ALL-TIME SERIES RESULTS

YEAR	HOME	ROAD	TOTAL
1962	2-7	4-5	6-12
1963	4-5	1-8	5-13
1964	3-6	4-5	7-11
1965	3-6	2-7	5-13
1966	3-6	4-5	7-11
1967	5-4	5-4	10-8
1968	6-3	5-4	11-7
1969	4-5	2-7	6-12
1970	3-6	5-4	8-10
1971	4-5	4-5	8-10
1972	3-6	4-5	7-11
1973	6-3	5-4	11-7
1974	3-6	2-7	5-13
1975	5-4	1-8	6-12

YEAR	HOME	ROAD	TOTAL
1976	3-6	2-7	5-13
1977	5-4	4-5	9-9
1978	4-5	3-6	7-11
1979	5-4	5-4	10-8
1980	6-3	3-7	9-10
1981	3-3	1-5	4-8
1982	3-6	4-5	7-11
1983	4-5	2-7	6-12
1984	5-4	4-5	9-9
1985	2-7	4-5	6-12
1986	7-2	3-6	10-8
1987	7-2	5-4	12-6
1988	4-5	5-4	9-9
1989	6-3	4-5	10-8

### SERIES RECORDS

Longest Winning Streak, Astros: 6, 6/2-17/84  
Longest Winning Streak, Dodgers: 9, 6/22/66-5/8/67  
Largest Margin of Victory, Astros: 13 (9/20/83, Hou 15, LA 2)  
Largest Margin of Victory, Dodgers: 12 (9/22/62, LA 13, Hou 1)  
Most Runs Scored by Houston: 15 (9/20/83 at Los Angeles, 9/17/72 at Houston)  
Most Runs Scored by Los Angeles: 16 (4/5/83 at Houston)  
Most Runs Scored by Both Teams: 26 (9/17/72, HOU 15, Los Angeles 11)  
Longest Game, Innings: 22, 6/3/89 at Houston  
(Home team in CAPS)

## ASTROS VS. LOS ANGELES

PLAYER	AVG.	G	AB	R	H	2B	3B	HR	RBI	BB	SO	SB
Anthony	.500	2	2	0	1	0	0	0	0	0	0	0
Ashby	.000	3	9	0	0	0	0	0	0	1	1	0
Bass	.267	8	30	1	8	0	0	0	0	2	5	0
Biggio	.327	15	55	9	18	6	0	5	14	6	12	0
Caminiti	.235	18	68	11	16	4	1	3	6	8	14	0
Davidson	.000	2	3	1	0	0	0	0	0	1	0	0
Davis	.222	17	72	10	16	3	0	2	4	5	23	0
Deshaies	.000	1	1	0	0	0	0	0	0	0	1	0
Doran	.123	15	57	6	7	1	0	0	2	10	10	3
Gross	.167	12	18	0	3	0	0	0	0	0	2	0
Hatcher	.220	12	50	5	11	3	2	0	6	2	7	4
Lombardozzi	.000	2	0	0	0	0	0	0	0	0	0	0
Meadows	.286	5	14	2	4	0	0	1	4	0	4	1
Nichols	.000	1	0	0	0	0	0	0	0	0	0	0
Puhl	.246	17	57	2	14	4	0	0	1	5	10	0
Ramirez	.286	18	70	8	20	2	0	0	7	4	5	0
Reynolds	.250	12	24	3	6	0	0	0	1	4	2	0
Spilman	.000	3	2	0	0	0	0	0	0	1	0	0
Trevino	.154	4	13	0	2	0	0	0	2	0	0	0
Washington	.000	1	1	0	0	0	0	0	0	0	1	0
Wilson	.400	3	10	1	4	1	0	1	4	1	2	0
Yelding	.500	7	2	1	1	0	0	0	0	0	0	0
Young	.234	17	64	4	15	2	0	0	5	6	10	6
PITCHERS	.075	18	40	1	3	1	0	0	3	1	16	0
TOTALS	.225	18	662	65	149	27	3	12	59	57	125	14

PITCHER	W-L	ERA	G	GS	CG	SV	IP	H	R	ER	HR	BB	SO	WP
Agosto	1-1	1.86	7	0	0	0	9.2	8	2	2	0	4	6	0
Andersen	0-1	1.17	8	0	0	1	15.1	10	2	2	0	3	10	0
Clancy	1-0	1.64	2	1	0	0	11.0	7	2	2	1	5	5	0
Darwin	0-0	3.07	8	0	0	1	14.2	13	5	5	0	3	14	0
Deshaies	1-1	3.05	3	3	0	0	20.2	15	8	7	1	8	11	1
Forsch	1-0	3.38	3	2	0	0	16.0	12	6	6	1	4	5	0
Knepper	0-2	5.29	3	3	0	0	17.0	18	10	10	3	9	8	1
Portugal	1-0	1.29	1	1	0	0	7.0	3	1	1	0	4	4	1
Rhodes	0-1	3.09	2	2	0	0	11.2	12	4	4	0	3	3	0
Schatzeder	0-0	0.00	3	0	0	0	3.2	2	1	0	0	2	4	0
Scott	5-2	2.57	7	6	3	0	49.0	30	14	14	4	19	32	1
Smith	0-0	2.70	6	0	0	0	6.2	6	2	2	1	1	5	0
TOTALS	10-8	2.71	18	18	3	2	182.1	136	57	55	11	65	107	4

## LOS ANGELES VS. ASTROS

PLAYER	AVG.	G	AB	R	H	2B	3B	HR	RBI	BB	SO	SB
Anderson	.167	15	30	4	5	0	0	0	2	3	4	0
Bean	.278	6	18	3	5	2	0	0	2	0	3	0
Daniels	.400	3	10	2	4	0	0	0	0	1	0	1
Davis	.077	9	28	4	2	0	0	1	1	4	8	2
Dempsey	.063	7	16	0	1	0	0	0	1	1	3	0
Duncan	.333	4	9	0	3	1	0	0	1	0	2	1
Fletcher	.500	1	2	0	1	0	0	0	0	0	0	0
Gibson	.265	11	34	6	9	0	0	3	5	8	6	4
Gonzalez	.385	9	13	2	5	0	1	0	1	2	2	0
Griffin	.239	16	46	2	11	0	1	0	2	3	8	2
Gwynn	.133	4	15	1	2	0	1	0	0	0	2	0
Hamilton	.274	17	62	3	17	6	0	0	8	4	12	0
Harris	.095	7	21	3	2	1	0	0	2	2	2	1
Hatcher	.261	12	23	2	6	1	1	0	2	0	1	0
Marshall	.382	9	34	5	13	2	0	3	7	6	4	0
Murray	.183	18	71	6	13	2	0	2	8	6	7	0
Randolph	.236	15	55	4	13	1	0	0	1	11	6	1
Scioscia	.161	16	56	5	9	2	0	2	9	8	4	0
Sharperson	.000	2	1	0	0	0	0	0	0	1	0	0
Shelby	.074	12	54	2	4	0	0	0	0	2	17	2
Stubbs	.286	9	14	2	4	0	0	0	1	2	1	2
Valenzuela	.000	2	1	0	0	0	0	0	0	0	1	0
Vizcaino	1.000	1	1	0	1	0	0	0	0	0	0	0
PITCHERS	.158	18	38	1	6	0	1	0	0	1	14	0
TOTALS	.209	18	650	57	136	18	5	11	53	65	107	16

PITCHER	W-L	ERA	G	GS	CG	SV	IP	H	R	ER	HR	BB	SO	WP
Belcher	1-0	2.12	4	4	1	0	34.0	23	8	8	2	9	32	1
Crews	0-0	0.00	5	0	0	0	5.0	6	0	0	0	4	4	0
Fischer	0-0	33.75	1	0	0	0	1.1	6	5	5	1	0	0	0
Hamilton	0-1	5.40	1	0	0	0	1.2	2	1	1	0	1	2	0
Hartley	0-0	0.00	2	0	0	0	2.0	0	0	0	0	0	0	0
Hershiser	2-1	0.85	4	3	1	0	31.2	22	4	3	1	11	18	0
Horton	0-0	4.50	3	0	0	0	2.0	1	1	1	0	3	0	0
Howell	0-0	0.75	7	0	0	3	12.0	9	1	1	1	0	7	0
Leary	1-0	2.45	2	2	1	0	14.2	9	4	4	1	2	7	0
Martinez	0-0	4.09	2	2	0	0	11.0	11	6	5	1	3	8	0
Morgan	2-2	2.12	5	2	0	0	17.0	13	9	4	1	4	5	0
Munoz	0-0	0.00	1	0	0	0	1.1	1	0	0	0	0	2	0
Pena	0-2	1.98	9	0	0	1	13.2	10	3	3	0	6	12	0
Searage	0-1	6.75	3	0	0	0	1.1	1	2	1	0	1	3	0
Tudor	0-0	0.00	1	0	0	0	3.0	4	0	0	0	1	0	0
Valenzuela	1-2	3.43	3	3	0	0	21.0	18	9	8	0	10	10	0
Wetteland	1-1	11.17	5	2	0	0	9.2	13	12	12	4	3	14	1
TOTALS	8-10	2.76	18	18	3	4	182.1	149	66	56	12	57	125	2



## MONTREAL EXPOS EASTERN DIVISION



**BUCK RODGERS**  
Sixth season in Montreal  
(415-393)  
Ninth season overall  
(539-495)

Address: P.O. Box 500, Station M, Montreal,  
Quebec, H1V 3 P2 Canada  
Phone Number: (514) 253-3434  
General Manager: Dave Dombrowski  
Manager: Buck Rodgers  
PR Directors: Monique Giroux, Richard Griffin  
Private Number: (514) 253-3263  
Stadium (Year Opened): Olympic Stadium (1977  
for baseball)

Capacity: 59,123  
Traveling Secretary: Eric Ostling  
Hotel in Houston: Westin Galleria  
Phone Number: (713) 960-8100  
Fax: (713) 960-6553  
Astros' Hotel in Montreal: Le Centre Sheraton  
Phone Number: (514) 878-2000  
Fax: (514) 878-4659  
1989 Record, Finish: 81-81, 4th East  
Vs. Astros in 1989 (Overall): 8-4, (105-142)  
Vs. Astros in Mon. - 1989 (Overall): 3-3 (56-68)  
Vs. Astros in Hou. - 1989 (Overall): 5-1 (49-74)

### 1989 SERIES SCORES

#### In Montreal

May 3 - L 6-5(11)    June 30 - L 6-1  
May 4 - W 5-4(10)    July 1 - W 4-1  
June 29 - W 8-3    July 2 - L 13-2

#### In Houston

May 8 - L 4-1    July 7 - L 11-8(10)  
May 9 - L 4-2    July 8 - W 3-2  
May 10 - L 10-1    July 9 - L 6-1

(Results refer to Astros won-lost)

### ALL-TIME SERIES RESULTS

YEAR	HOME	ROAD	TOTAL
1969	6-0	5-1	11-1
1970	4-2	4-2	8-4
1971	1-5	3-3	4-8
1972	4-2	4-2	8-4
1973	4-2	2-4	6-6
1974	1-5	5-1	6-6
1975	5-1	3-3	8-4
1976	5-1	5-1	10-2
1977	4-2	4-2	8-4
1978	4-2	2-4	6-6
1979	5-1	2-4	7-5

YEAR	HOME	ROAD	TOTAL
1980	2-4	3-3	5-7
1981	2-1	3-1	5-2
1982	2-4	2-4	4-8
1983	5-1	3-3	8-4
1984	4-2	3-3	7-5
1985	4-2	2-4	6-6
1986	5-1	3-3	8-4
1987	4-2	3-3	7-5
1988	2-4	4-2	6-6
1989	1-5	3-3	4-8

### SERIES RECORDS

Longest Winning Streak, Astros: 8, 5/13-8/3/69  
Longest Winning Streak, Expos: 4, three times; last, 5/24-31/82  
Largest Margin of Victory, Astros: 13 (7/18/76, game 1, Hou 14, MON 1)  
Largest Margin of Victory, Expos: 16 (6/17/79, MON 19, Hou 3)  
Most Runs Scored by Houston: 17 (8/17/72 at Montreal)  
Most Runs Scored by Montreal: 19 (6/17/79 at Montreal)  
Most Runs Scored by Both Teams: 22 (6/17/79, MON 19, Hou 3)  
Longest Game, Innings: 19, 7/7/85 at Houston  
(Home team in CAPS)

## ASTROS VS. MONTREAL

PLAYER	AVG.	G	AB	R	H	2B	3B	HR	RBI	BB	SO	SB
Ashby	.000	3	5	0	0	0	0	0	1	0	1	0
Bass	.278	5	18	2	5	1	0	0	2	2	1	1
Biggio	.154	10	26	4	4	0	0	1	2	3	4	0
Caminiti	.256	12	39	4	10	3	0	0	2	4	8	0
Davidson	.000	1	3	0	0	0	0	0	0	0	2	0
Davis	.179	11	39	3	7	2	0	0	3	3	6	0
Doran	.205	12	44	4	9	0	0	3	4	2	8	0
Gross	.308	9	13	1	4	0	0	0	2	2	2	0
Hatcher	.182	11	33	2	6	3	0	1	5	3	5	0
Meadows	.286	3	7	2	2	0	0	2	3	0	3	0
Puhl	.222	12	36	7	8	2	1	0	2	4	5	3
Ramirez	.289	12	38	3	11	2	0	0	3	3	5	0
Reynolds	.167	9	18	3	3	1	0	0	0	0	0	0
Trevino	.417	5	12	1	5	2	0	1	7	0	2	0
Washington	.333	2	3	1	1	1	0	0	0	0	1	0
Yielding	.200	7	5	1	1	0	0	0	0	0	1	1
Young	.238	11	42	2	10	1	1	0	1	4	5	2
PITCHERS	.045	12	22	1	1	0	0	0	1	0	8	0
TOTALS	.216	12	403	41	87	18	2	8	38	30	67	7

PITCHER	W-L	ERA	G	GS	CG	SV	IP	H	R	ER	HR	BB	SO	WP
Agosto	0-2	8.59	6	0	0	0	7.1	14	8	7	3	2	2	0
Andersen	1-0	1.04	5	0	0	0	8.2	8	1	1	0	0	9	0
Clancy	0-2	32.79	3	2	0	0	4.2	17	17	17	1	3	5	0
Darwin	2-0	2.08	5	0	0	0	8.2	11	3	2	2	2	11	0
Deshaies	0-0	1.69	1	1	0	0	5.1	3	2	1	1	3	4	0
Forsch	0-0	5.27	6	2	0	0	13.2	15	8	8	0	9	5	1
Knepper	0-2	6.62	4	3	0	0	17.2	22	14	13	3	11	5	1
Rhoden	0-0	1.80	1	1	0	0	5.0	5	2	1	0	2	2	0
Schatzeder	0-0	5.11	6	0	0	0	12.1	19	7	7	0	4	9	2
Scott	1-2	3.32	3	3	0	0	19.0	20	7	7	3	3	11	0
Smith	0-0	1.29	5	0	0	3	7.0	4	1	1	0	0	4	0
TOTALS	4-8	5.35	12	12	0	3	109.1	138	70	65	13	39	67	4

## MONTREAL VS. ASTROS

PLAYER	AVG.	G	AB	R	H	2B	3B	HR	RBI	BB	SO	SB
Aldrete	.292	8	24	4	7	1	0	1	1	3	5	1
Brooks	.217	11	46	4	10	1	0	2	5	3	5	0
Fitzgerald	.471	5	17	5	8	2	1	0	4	2	3	0
Foley	.341	10	41	4	14	5	1	1	10	1	7	0
Galarraga	.303	9	33	5	10	0	0	4	8	4	7	0
Garcia	.500	6	12	4	6	0	0	1	1	0	1	1
Hudler	.190	11	21	3	4	0	0	0	1	1	2	3
Johnson	.250	8	20	3	5	0	0	1	4	1	0	0
Martinez	.405	11	37	7	15	2	1	0	5	2	8	2
Nixon	.231	11	26	2	6	0	0	0	2	3	2	3
Owen	.368	12	38	8	14	4	1	1	4	7	2	0
Pevey	.000	1	1	0	0	0	0	0	0	0	0	0
Raines	.389	6	18	6	7	2	0	1	5	2	1	4
Santovenia	.345	8	29	4	10	2	0	0	3	5	4	1
Wallach	.286	12	49	8	14	1	0	1	3	3	11	1
PITCHERS	.267	12	30	2	8	2	0	0	8	2	9	0
TOTALS	.312	12	442	70	138	22	4	13	64	39	67	16

PITCHER	W-L	ERA	G	GS	CG	SV	IP	H	R	ER	HR	BB	SO	WP
Burke	1-0	6.75	5	0	0	1	5.1	7	4	4	0	2	1	0
Frey	0-0	3.00	2	0	0	0	3.0	2	1	1	1	1	4	0
Gross	1-1	4.29	3	3	1	0	21.0	20	11	10	2	5	18	0
Harris	0-0	0.00	1	0	0	0	1.1	1	0	0	0	0	0	0
Hesketh	1-1	2.08	4	0	0	0	4.1	3	1	1	1	1	3	0
Holman	0-0	4.50	1	0	0	0	2.0	2	1	1	0	0	3	0
Langston	1-0	1.13	1	1	0	0	8.0	5	1	1	0	3	9	1
Martinez	2-0	1.61	3	3	1	0	22.1	14	5	4	1	8	11	1
McGaffigan	0-1	2.79	7	0	0	0	9.2	7	3	3	0	5	1	0
Perez	0-1	6.23	2	2	0	0	13.0	13	9	9	2	2	9	0
Smith, B.	2-0	1.80	3	3	0	0	20.0	13	5	4	1	3	6	0
Smith, Z.	0-0	0.00	1	0	0	1	1.0	0	0	0	0	0	2	0
TOTALS	8-4	3.08	12	12	2	2	111.0	87	41	38	8	30	67	2



## NEW YORK METS EASTERN DIVISION



**DAVEY JOHNSON**  
Seventh Season in New York  
(575-395)

Address: 126th St. & Roosevelt Avenue,  
Flushing, NY 11368

Phone Number: (718) 507-6387

General Manager: Frank Cashen

Manager: Davey Johnson

PR Director: Jay Horwitz

Private Number: (718) 565-4330

Assistant PR Director: Rick Lawes

Private Number: (718) 565-4323

Stadium (Year Opened): Shea Stadium (1964)

Capacity: 55,601

Traveling Secretary: Bob O'Hara

Hotel in Houston: Westin Galleria

Phone Number: (713) 960-8100

Fax: (713) 960-6553

Astros' Hotel in New York: Grand Hyatt

Phone Number: (212) 883-1234

Fax: (212) 697-3772

1989 Record, Finish: 87-75, 2nd East

Vs. Astros in 1989 (Overall): 6-6 (164-209)

Vs. Astros in N.Y. - 1989 (Overall): 3-3 (97-88)<sup>†</sup>

Vs. Astros in Hou. - 1989 (Overall): 3-3 (67-121)

### 1989 SERIES SCORES

#### In New York

May 6 - L 2-1

May 7 - W 5-0

July 17 - W 6-0

July 17 - W 12-3

July 18 - L 9-0

July 19 - L 8-2

#### In Houston

April 28 - L 7-3

April 29 - L 5-1

April 30 - W 7-6

July 3 - L 3-1

July 4 - W 10-3

July 5 - W 6-5

(Results refer to Astros won-lost)

### ALL-TIME SERIES RESULTS

YEAR	HOME	ROAD	TOTAL
1962	7-1	6-2	13-3
1963	7-2	6-3	13-5
1964	7-2	2-7	9-9
1965	7-2	7-2	14-4
1966	4-5	3-6	7-11
1967	8-1	3-6	11-7
1968	5-4	5-4	10-8
1969	6-0	4-2	10-2
1970	4-2	2-4	6-6
1971	3-3	2-4	5-7
1972	3-3	3-3	6-6
1973	2-4	4-2	6-6
1974	4-2	2-4	6-6
1975	3-3	1-5	4-8

YEAR	HOME	ROAD	TOTAL
1976	3-3	3-3	6-6
1977	4-2	2-4	6-6
1978	4-2	3-3	7-5
1979	5-1	4-2	9-3
1980	5-1	3-3	8-4
1981	5-1	1-2	6-3
1982	4-2	4-2	8-4
1983	4-2	5-1	9-3
1984	1-5	3-3	4-8
1985	2-4	2-4	4-8
1986	4-2	1-5	5-7
1987	3-3	3-3	6-6
1988	4-2	1-5	5-7
1989	3-3	3-3	6-6

### SERIES RECORDS

Longest Winning Streak, Astros: 10, 5/23/69-5/29/70

Longest Winning Streak, Mets: 7, 7/17-27/66

Largest Margin of Victory, Astros: 13 (6/22/62, Hou 16, NY 3)

Largest Margin of Victory, Mets: 12 (7/27/85, NY 16, Hou 4, Game 1)

Most Runs Scored by Houston: 16 (6/22/62 at New York, 7/30/69 at New York)

Most Runs Scored by Mets: 16 (7/27/85, Game 1, at New York)

Most Runs Scored by Both Teams: 22 (5/6/73, Hou 14, NY 8)

Longest Game, Innings: 24, 4/15/68 at Houston

(Home team in CAPS)



## ASTROS VS. NEW YORK

PLAYER	AVG.	G	AB	R	H	2B	3B	HR	RBI	BB	SO	SB
Ashby	.250	2	8	0	2	0	0	0	1	0	1	0
Bass	.250	5	16	4	4	0	2	0	3	3	1	4
Biggio	.250	10	28	4	7	0	0	0	2	4	7	2
Caminiti	.143	12	42	5	6	3	1	0	7	3	6	0
Davidson	.286	3	7	2	2	0	0	0	0	2	1	1
Davis	.225	12	40	6	9	1	0	3	6	8	11	1
Doran	.250	10	36	3	9	2	0	0	5	3	6	2
Gross	.250	8	12	0	3	0	0	0	1	1	0	0
Hatcher	.313	9	32	6	10	2	0	0	6	8	5	1
Meadows	.000	1	1	0	0	0	0	0	0	0	0	0
Puhl	.391	8	23	3	9	2	2	0	5	3	2	1
Ramirez	.283	12	46	6	13	2	0	0	3	1	3	2
Reynolds	.100	7	10	0	1	0	0	0	1	0	2	0
Trevino	.571	4	7	3	4	1	0	0	0	1	1	0
Washington	.000	1	1	0	0	0	0	0	0	0	1	0
Yelding	.222	5	9	3	2	0	0	0	3	1	3	0
Young	.156	12	45	6	7	1	0	0	5	6	8	6
PITCHERS	.148	12	27	3	4	1	0	0	2	2	10	0
TOTALS	.236	12	390	54	92	15	5	3	50	46	68	20

PITCHER	W-L	ERA	G	GS	CG	SV	IP	H	R	ER	HR	BB	SO	WP
Agosto	0-0	1.17	7	0	0	0	7.2	6	1	1	0	2	5	0
Andersen	0-0	3.38	3	0	0	0	2.2	0	1	1	0	3	1	0
Clancy	0-2	3.86	2	2	0	0	11.2	9	7	5	2	2	6	0
Darwin	1-0	0.00	4	0	0	1	10.0	4	0	0	0	2	6	0
Deshaies	2-1	1.17	3	3	1	0	23.0	13	3	3	2	5	21	1
Forsch	0-1	13.50	3	1	0	0	6.0	12	9	9	2	4	4	0
Knepper	1-1	5.40	3	3	0	0	15.0	22	9	9	2	3	6	1
Portugal	0-0	0.00	1	0	0	0	1.0	1	0	0	0	0	1	0
Rhoden	0-1	9.00	1	1	0	0	4.0	6	4	4	1	1	1	0
Schatzeder	0-0	8.59	4	0	0	0	7.1	11	7	7	1	6	6	2
Scott	2-0	2.08	2	2	0	0	13.0	10	6	3	1	1	13	1
Smith	0-0	4.91	3	0	0	2	3.2	7	4	2	0	1	1	0
TOTALS	6-6	3.77	12	12	1	3	105.0	101	51	44	11	30	71	5

## NEW YORK VS. ASTROS

PLAYER	AVG.	G	AB	R	H	2B	3B	HR	RBI	BB	SO	SB
Carreon	.308	6	13	1	4	1	0	1	3	1	2	1
Carter	.091	3	11	0	1	0	0	0	0	0	0	0
Dykstra	.389	4	18	5	7	3	0	0	1	0	0	2
Elster	.190	10	21	3	4	2	0	0	2	2	5	0
Hernandez	.292	6	24	4	7	1	0	1	4	2	3	0
Jefferies	.314	11	35	6	11	3	0	1	5	2	4	1
Johnson	.333	11	42	6	14	0	0	4	11	6	9	5
Lombardi	.000	3	9	0	0	0	0	0	0	1	2	0
Lyons	.000	3	4	1	0	0	0	0	0	2	0	0
Magadan	.241	9	29	4	7	0	0	0	1	4	4	0
Mazzilli	.000	4	5	0	0	0	0	0	0	0	2	0
McReynolds	.289	12	38	5	11	2	0	1	7	3	3	2
Miller	.000	2	1	1	0	0	0	0	0	0	0	0
Samuel	.143	7	28	1	4	0	0	0	2	0	6	1
Sasser	.350	6	20	5	7	3	1	0	3	1	3	0
Strawberry	.226	9	31	4	7	0	0	2	4	3	6	0
Teufel	.200	9	30	3	6	1	0	1	1	2	8	0
Wilson	.188	6	16	0	3	1	0	0	2	1	8	0
PITCHERS	.286	12	28	2	8	2	0	0	3	0	6	0
TOTALS	.251	12	403	51	101	19	1	11	49	30	71	12

PITCHER	W-L	ERA	G	GS	CG	SV	IP	H	R	ER	HR	BB	SO	WP
Aase	0-0	4.50	5	0	0	0	6.0	7	3	3	0	2	3	0
Aguilera	0-0	0.00	3	0	0	0	4.2	4	0	0	0	3	3	0
Cone	3-1	2.93	4	4	2	0	27.2	21	11	9	2	8	23	0
Darling	1-2	4.58	3	3	0	0	17.2	20	11	9	0	10	9	1
Fernandez	2-0	2.08	2	2	0	0	13.0	7	3	3	0	5	8	0
Gooden	0-1	4.50	1	1	0	0	6.0	4	3	3	0	4	9	0
Innis	0-0	2.25	5	0	0	0	8.0	6	2	2	0	0	3	0
Leach	0-0	0.00	1	0	0	0	2.0	1	0	0	0	0	0	0
McDowell	0-0	3.60	2	0	0	1	5.0	4	2	2	0	0	1	0
Myers	0-0	0.00	3	0	0	2	4.0	1	0	0	0	0	3	0
Ojeda	0-1	108.00	1	1	0	0	0.2	6	8	8	0	2	1	0
Tapani	0-0	2.08	1	0	0	0	4.1	2	1	1	0	3	0	0
West	0-1	27.00	1	1	0	0	2.2	6	8	1	6	3	0	0
Whitehurst	0-0	5.40	2	0	0	0	3.1	3	2	2	0	3	2	0
TOTALS	6-6	4.29	12	12	2	3	105.0	92	54	50	3	46	68	1



# PHILADELPHIA PHILLIES

## EASTERN DIVISION



NICK LEYVA  
Second season in Phil.  
(67-95)

Address: P.O. Box 7575, Philadelphia, PA 19101  
Phone Number: (215) 463-6000  
President: Bill Giles  
General Manager: Lee Thomas  
Manager: Nick Leyva  
Vice President, PR: Larry Shenk  
Private Number: (215) 755-9321  
PR Assistants: Gene Dias, Leigh McDonald  
Private Number: (215) 755-9321  
Stadium (Year Opened): Veterans Stadium (1971)  
Capacity: 62,382  
Traveling Secretary: Eddie Ferenz  
Hotel in Houston: Westin Galleria  
Phone Number: (713) 960-8100  
Fax: (713) 960-6553  
Astros' Hotel in Philadelphia: Hershey  
Phone Number: (215) 893-1600  
Fax: (215) 893-1663  
1989 Record, Finish: 67-95, 6th East  
Vs. Astros in 1989 (Overall): 3-9 (209-167)  
Vs. Astros in Phil. - 1989 (Overall): 2-3 (125-63)  
Vs. Astros in Hou. - 1989 (Overall): 1-6 (84-104)

### 1989 SERIES SCORES

#### In Philadelphia

May 2 - W 12-4      July 14 - L 4-2  
July 13 - L 11-4      July 15 - W 9-6  
July 13 - W 3-0

#### In Houston

April 24 - L 8-4      July 21 - W 4-2  
April 25 - W 4-1      July 22 - W 1-0  
April 26 - W 6-5      July 22 - W 4-3  
July 23 - W 3-2

(Results refer to Astros won-lost)

### ALL-TIME SERIES RESULTS

YEAR	HOME	ROAD	TOTAL
1962	1-8	0-9	1-17
1963	6-3	2-7	8-10
1964	3-6	2-7	5-13
1965	2-7	4-5	6-12
1966	5-4	2-7	7-11
1967	5-4	2-7	7-11
1968	6-3	3-6	9-9
1969	5-1	3-3	8-4
1970	3-3	1-5	4-8
1971	4-2	4-2	8-4
1972	6-0	3-3	9-3
1973	3-3	4-2	7-5
1974	4-2	2-4	6-6
1975	4-2	2-4	6-6

YEAR	HOME	ROAD	TOTAL
1976	3-3	1-5	4-8
1977	4-2	0-6	4-8
1978	5-1	1-5	6-6
1979	2-4	3-3	5-7
1980	2-4	1-5	3-9
1981	4-0	0-6	4-6
1982	4-2	3-3	7-5
1983	1-5	3-3	4-8
1984	3-3	3-3	6-6
1985	3-3	1-5	4-8
1986	3-3	3-3	6-6
1987	2-4	4-2	6-6
1988	5-1	3-3	8-4
1989	6-1	3-2	9-3

### SERIES RECORDS

Longest Winning Streak, Astros: 8, 8/25/81-6/4/82  
Longest Winning Streak, Phillies: 17, 4/13-9/3/62  
Largest Margin of Victory, Astros: 12 (7/1/84, Hou 13, PHIL 1, & 5/31/75, Hou 15, PHIL 3)  
Largest Margin of Victory, Phillies: 16 (9/10/63, PHIL 16, Hou 0)  
Most Runs Scored by Houston: 15 (5/31/75 at Philadelphia)  
Most Runs Scored by Philadelphia: 16 (9/10/63 at Philadelphia)  
Most Runs Scored by Both Teams: 22 (7/20/66, Phil 13, HOU 9)  
Longest Game, Innings: 16, 7/15/84 at Houston)  
(Home team in CAPS)

## ASTROS VS. PHILADELPHIA

PLAYER	AVG.	G	AB	R	H	2B	3B	HR	RBI	BB	SO	SB
Ashby	.143	4	14	3	2	0	1	0	0	1	1	0
Bass	.538	4	13	2	7	2	1	0	3	4	1	1
Biggio	.348	7	23	4	8	1	0	0	1	2	2	5
Caminiti	.279	12	43	7	12	0	0	0	4	6	5	0
Davidson	.250	4	12	1	3	0	0	1	2	1	2	0
Davis	.378	12	45	10	17	3	0	6	17	7	9	0
Doran	.227	12	44	7	10	4	0	0	6	8	7	1
Gross	.000	3	3	0	0	0	0	0	0	0	0	0
Hatcher	.152	11	46	5	7	0	0	0	1	4	7	5
Meadows	.000	2	2	0	0	0	0	0	0	0	0	0
Puhl	.200	7	20	3	4	2	0	0	0	4	2	0
Ramirez	.194	11	36	3	7	2	0	1	6	4	4	0
Reynolds	.000	8	9	2	0	0	0	0	0	3	0	1
Trevino	.400	2	5	1	2	1	1	0	0	1	1	0
Yelding	.333	4	3	1	1	0	0	0	0	0	1	0
Young	.233	12	43	7	10	1	1	0	5	7	4	1
PITCHERS	.200	12	25	0	5	1	0	0	2	3	11	0
TOTALS	.246	12	386	56	95	17	4	8	47	55	57	14

PITCHER	W-L	ERA	G	GS	CG	SV	IP	H	R	ER	HR	BB	SO	WP
Agosto	0-0	1.23	6	0	0	0	7.1	5	2	1	0	2	2	0
Andersen	0-1	2.25	3	0	0	1	4.0	6	2	1	0	1	2	0
Clancy	0-0	3.38	2	2	0	0	8.0	7	3	3	0	4	5	1
Darwin	2-0	2.38	6	0	0	0	11.1	9	3	3	0	3	12	0
Deshaies	2-0	3.00	3	3	0	0	21.0	20	7	7	2	8	13	0
Forsch	2-1	2.51	3	2	0	0	14.1	13	5	4	0	4	7	1
Knepper	0-1	27.00	2	1	0	0	4.1	13	13	13	1	6	3	0
Portugal	1-0	2.31	2	2	0	0	11.2	12	3	3	0	5	10	1
Rhoden	0-0	0.00	1	0	0	0	1.0	0	0	0	0	0	0	0
Schatzeder	0-0	9.00	2	0	0	0	3.0	6	3	3	0	2	3	0
Scott	2-0	1.13	2	2	1	0	16.0	9	3	2	2	6	7	0
Smith	0-0	4.50	4	0	0	4	4.0	4	2	2	0	1	3	0
TOTALS	9-3	3.57	12	12	1	5	106.0	104	46	42	5	42	67	3

## PHILADELPHIA VS. ASTROS

PLAYER	AVG.	G	AB	R	H	2B	3B	HR	RBI	BB	SO	SB
Adduci	.500	6	12	0	6	1	0	0	0	0	0	0
Daulton	.250	10	32	2	8	0	0	2	7	1	4	0
Dernier	.250	6	8	1	2	1	0	0	1	2	0	0
Dykstra	.300	7	30	5	9	3	1	0	2	3	2	2
Ford	.200	9	10	1	2	0	0	0	1	0	3	0
Hayes, C.	.115	7	26	2	3	2	0	0	3	1	6	0
Hayes, V.	.297	11	37	3	11	2	0	0	4	12	5	4
Herr	.277	12	47	4	13	2	1	0	4	1	2	1
James	.000	4	16	0	0	0	0	0	0	0	2	0
Jeltz	.278	8	18	5	5	1	0	0	1	1	2	0
Jordan	.300	12	40	7	12	2	0	0	6	1	7	0
Lake	.385	4	13	1	5	0	1	0	3	2	2	0
Murphy	.304	9	23	3	7	1	0	1	4	7	5	0
Ready	.167	4	6	1	1	0	0	0	0	4	0	1
Ryal	.000	1	1	0	0	0	0	0	0	0	0	0
Samuel	.176	4	17	3	3	0	0	1	1	2	3	2
Schmidt	.231	4	13	4	3	0	0	1	4	3	2	0
Thon	.325	11	40	3	13	1	0	0	2	2	6	1
PITCHERS	.037	12	27	1	1	0	0	0	0	0	16	0
TOTALS	.250	12	416	46	104	16	3	5	43	42	67	11

PITCHER	W-L	ERA	G	GS	CG	SV	IP	H	R	ER	HR	BB	SO	WP
Bedrosian	0-0	0.00	1	0	0	0	1.0	1	1	0	0	0	0	0
Carman	0-0	11.57	2	0	0	0	2.1	3	3	3	0	2	0	0
Cook	0-1	5.06	1	1	0	0	5.1	4	3	3	1	4	2	0
Freeman	0-0	6.00	1	1	0	0	3.0	2	2	2	0	5	0	0
Frohworth	0-0	1.80	5	0	0	0	10.0	6	2	2	0	4	4	0
Harris	1-0	1.64	4	0	0	1	11.0	6	2	2	1	3	9	1
Howell	0-2	3.46	2	2	0	0	13.0	8	5	5	1	5	15	1
Maddux	0-0	4.50	1	0	0	0	2.0	3	1	1	0	2	0	0
Madrid	0-0	13.50	1	0	0	0	3.1	7	5	5	1	3	1	2
McDowell	0-0	0.00	2	0	0	0	2.2	2	0	0	0	0	2	0
McWilliams	0-2	6.23	2	2	0	0	8.2	14	10	6	1	3	3	1
Mulholland	0-1	3.29	2	2	0	0	13.2	13	5	5	0	3	4	1
Parrett	1-1	3.86	4	0	0	0	7.0	5	3	3	2	5	6	0
Ruffin	1-1	4.50	2	2	0	0	12.0	11	6	6	1	9	6	0
Youmans	0-1	9.00	2	2	0	0	7.0	10	8	7	0	7	5	0
TOTALS	3-9	4.41	12	12	0	1	102.0	95	56	50	8	55	57	6



## PITTSBURGH PIRATES EASTERN DIVISION



**JIM LEYLAND**  
Fifth season in Pittsburgh  
(303-343)  
Overall record  
(304-344)

Address: 600 Stadium Circle, Pittsburgh, PA 15212  
Phone Number: (412) 323-5000  
General Manager: Larry Doughty  
Manager: Jim Leyland  
PR Director: Jim Lachimia  
Private Number: (412) 323-5018  
Assistant PR Director: Jim Trdinich  
Private Number: (412) 323-5031  
Stadium (Year Opened): Three Rivers Stadium  
(1970)

Capacity: 58,722  
Traveling Secretary: Greg Johnson  
Hotel in Houston: Westin Galleria  
Phone Number: (713) 960-8100  
Fax: (713) 960-6553  
Astros' Hotel in Pittsburgh: Vista International  
Phone Number: (412) 281-3700  
Fax: (412) 281-2652  
1989 Record, Finish: 74-88, 5th East  
Vs. Astros in 1989 (Overall): 5-7 (219-152)  
Vs. Astros in Pitt. - 1989 (Overall): 3-3 (130-55)  
Vs. Astros in Hou. - 1989 (Overall): 2-4 (89-97)

### 1989 SERIES SCORES

In Pittsburgh		In Houston	
May 26 - W 4-2	Aug. 22 - L 4-1	May 19 - W 3-0	Aug. 15 - W 3-2(11)
May 27 - W 5-4(12)	Aug. 23 - L 6-1	May 20 - W 5-4(12)	Aug. 16 - L 5-4(12)
May 28 - W 9-2	Aug. 24 - L 3-2(14)	May 21 - L 17-5	Aug. 17 - W 5-3

(Results refer to Astros won-lost)

### ALL-TIME SERIES RESULTS

YEAR	HOME	ROAD	TOTAL	YEAR	HOME	ROAD	TOTAL
1962	3-6	2-7	5-13	1976	0-6	2-4	2-10
1963	4-5	2-7	6-12	1977	3-3	1-5	4-8
1964	4-5	1-8	5-13	1978	4-2	0-6	4-8
1965	6-3	2-7	8-10	1979	3-3	1-5	4-8
1966	3-6	1-8	4-14	1980	5-1	2-4	7-5
1967	6-3	3-6	9-9	1981	0-3	2-1	2-4
1968	5-4	0-9	5-13	1982	5-1	4-2	9-3
1969	2-4	1-5	3-9	1983	2-4	4-2	6-6
1970	4-2	2-4	6-6	1984	2-4	4-2	6-6
1971	2-4	2-4	4-8	1985	4-2	2-4	6-6
1972	2-4	1-5	3-9	1986	2-4	4-2	6-6
1973	3-3	3-3	6-6	1987	5-1	1-5	6-6
1974	4-2	1-5	5-7	1988	5-1	3-3	8-4
1975	5-1	1-4	6-5	1989	4-2	3-3	7-5

### SERIES RECORDS

Longest Winning Streak, Astros: 6, 4/30-7/5/82  
Longest Winning Streak, Pirates: 9, 4/29/79-6/13/80  
Largest Margin of Victory, Astros: 13 (8/10/68, Game 1, HOU 16, Pitt 3)  
Largest Margin of Victory, Pirates: 13 (7/22/67, PITT 15, Hou 2)  
Most Runs Scored by Houston: 16 (8/10/68, Game 1 at Pittsburgh)  
Most Runs Scored by Pittsburgh: 15 (7/22/67 at Pittsburgh)  
Most Runs Scored by Both Teams: 21 (twice, last, 6/11/69, Pitt 13, HOU 8)  
Longest Game, Innings: 17, 7/6/72 at Houston  
(Home team in CAPS)

## ASTROS VS. PITTSBURGH

PLAYER	AVG.	G	AB	R	H	2B	3B	HR	RBI	BB	SO	SB
Bass	.283	11	46	3	13	5	0	1	8	2	4	1
Biggio	.405	11	42	5	17	2	0	0	3	7	5	4
Caminiti	.170	12	53	2	9	1	0	1	4	5	7	1
Davidson	.000	3	3	0	0	0	0	0	0	0	1	0
Davis	.298	11	47	8	14	2	0	6	10	6	6	1
Doran	.217	12	46	5	10	0	1	0	4	5	4	4
Gross	.000	2	3	0	0	0	0	0	0	0	0	0
Hatcher	.231	8	26	7	6	1	0	0	3	3	2	3
Meadows	.167	4	6	0	1	0	0	0	0	1	1	0
Puhl	.083	7	24	1	2	0	1	0	2	2	1	1
Ramirez	.295	11	44	3	13	2	0	1	6	5	2	0
Reynolds	.250	10	12	1	3	0	0	0	1	2	2	0
Spilman	.286	5	7	2	2	0	0	0	1	1	0	0
Trevino	.333	2	6	0	2	0	0	0	0	0	2	0
Wilson	.077	3	13	0	1	0	0	0	0	0	2	0
Yelding	.133	9	15	3	2	0	0	0	1	3	2	1
Young	.207	9	29	6	6	1	0	0	1	5	4	6
PITCHERS	.107	12	28	1	3	0	0	0	0	0	12	0
TOTALS	.231	12	450	47	104	14	2	9	44	47	57	22

PITCHER	W-L	ERA	G	GS	CG	SV	IP	H	R	ER	HR	BB	SO	WP
Agosto	1-1	1.50	8	0	0	1	12.0	8	2	2	0	3	8	0
Andersen	1-1	1.69	5	0	0	0	5.1	3	1	1	1	2	7	0
Clancy	1-2	6.23	3	3	0	0	13.0	18	14	9	2	13	9	2
Darwin	0-0	1.74	6	0	0	0	10.1	4	2	2	0	4	9	0
Deshaies	1-1	4.26	3	3	1	0	19.0	19	10	9	1	8	11	1
Forsch	0-0	2.16	3	1	0	0	8.1	7	3	2	0	7	4	0
Gross	0-0	18.00	1	0	0	0	1.0	3	2	2	0	1	1	0
Portugal	0-0	2.00	2	1	0	0	9.0	5	2	2	0	4	5	0
Reynolds	0-0	27.00	1	0	0	0	1.0	3	4	3	0	1	0	0
Rhoden	0-0	3.86	2	1	0	0	7.0	10	3	3	0	3	2	0
Schalzeder	1-0	1.17	3	0	0	0	7.2	7	4	1	1	0	2	0
Scott	2-0	1.64	3	3	1	0	22.0	13	4	4	0	8	19	2
Smith	0-0	1.50	4	0	0	2	6.0	4	1	1	0	2	1	0
TOTALS	7-5	2.96	12	12	2	3	121.2	104	52	40	5	56	78	5

## PITTSBURGH VS. ASTROS

PLAYER	AVG.	G	AB	R	H	2B	3B	HR	RBI	BB	SO	SB
Bell	.346	6	26	5	9	1	0	0	0	1	5	0
Belliard	.158	6	19	2	3	1	0	0	1	2	3	3
Bonds	.250	12	44	8	11	2	1	0	4	10	5	5
Bonilla	.267	11	45	9	12	1	1	4	10	7	8	0
Bream	.000	5	3	0	0	0	0	0	0	3	1	0
Cangelosi	.267	11	15	4	4	0	0	0	1	1	5	3
Distefano	.071	8	14	0	1	0	0	0	0	4	2	0
Hatcher	.100	3	10	1	1	0	0	0	0	0	1	0
Heaton	.000	1	1	0	0	0	0	0	0	0	0	0
King	.143	4	14	1	2	1	0	0	0	0	2	0
Lavalliere	.182	4	11	0	2	1	0	0	1	3	3	0
Lind	.258	10	31	6	8	4	0	0	3	6	5	1
Ortiz	.048	8	21	0	1	0	0	0	2	3	1	0
Prince	.200	4	10	1	2	1	0	0	1	3	3	1
Quinones	.179	6	28	0	5	2	0	0	4	0	4	0
Redus	.300	9	20	4	6	1	1	0	3	3	7	2
Reynolds	.250	10	24	1	6	0	0	0	1	2	5	0
Van Slyke	.262	9	42	5	11	1	1	1	8	6	11	3
Wilson	.415	9	41	3	17	3	2	0	4	2	1	1
PITCHERS	.111	12	27	2	3	1	0	0	4	0	6	0
TOTALS	.233	12	446	52	104	20	6	5	47	56	78	19

PITCHER	W-L	ERA	G	GS	CG	SV	IP	H	R	ER	HR	BB	SO	WP
Bair	1-0	3.00	3	0	0	0	6.0	4	2	2	1	2	3	1
Drabek	0-0	0.00	2	2	0	0	15.0	12	3	0	0	5	6	0
Easley	0-0	1.80	2	0	0	0	5.0	1	1	1	0	5	4	1
Fisher	0-0	2.00	2	1	0	1	9.0	8	3	2	0	2	5	0
Heaton	2-1	5.14	6	2	0	0	14.0	16	8	8	2	5	4	0
Kipper	0-1	2.25	3	0	0	0	4.0	7	1	1	0	2	4	0
Kramer	0-0	1.00	5	0	0	0	9.0	7	3	1	1	3	1	0
Landrum	0-0	0.00	5	0	0	1	7.2	6	1	0	0	2	4	0
Reed	0-0	0.00	1	1	0	0	6.0	2	1	0	0	2	3	0
Robinson	0-2	5.40	4	1	0	0	10.0	13	8	6	1	5	5	2
Smiley	1-1	3.43	3	3	1	0	21.0	16	11	8	3	8	12	0
Smith	0-1	27.00	1	0	0	0	0.1	2	1	1	0	0	0	0
Walk	1-1	2.57	2	2	0	0	14.0	10	4	4	1	6	6	1
TOTALS	5-7	2.53	12	12	1	2	121.0	104	47	34	9	47	57	5



# ST. LOUIS CARDINALS

## EASTERN DIVISION



**WHITEY HERZOG**  
11th season in St. Louis  
(789-682)  
18th season overall  
(1248-1078)

Address: 250 Stadium Plaza, St. Louis, MO 63102  
Phone Number: (314) 421-4040  
General Manager: Dal Maxvill  
Manager: Whitey Herzog  
Vice President, PR: Jeffrey Wehling  
Private Number: (314) 425-0625  
Manager of Public Relations: Brian Bartow  
Private Number: (314) 425-0623  
Stadium (Year Opened): Busch Stadium (1966)  
Capacity: 53,138  
Traveling Secretary: C.J. Cherre  
Hotel in Houston: Westin Galleria  
Phone Number: (713) 960-8100  
Fax: (713) 960-6553  
Astros' Hotel in St. Louis: Adams Mark  
Phone Number: (314) 241-7400  
Fax: (314) 241-9839  
1989 Record, Finish: 86-76, 3rd East  
Vs. Astros in 1989 (Overall): 5-7 (201-171)  
Vs. Astros in St. L. - 1989 (Overall): 2-4 (105-81)  
Vs. Astros in Hou. - 1989 (Overall): 3-3 (96-90)

### 1989 SERIES SCORES

#### In St. Louis

May 29 - W 3-2  
May 30 - W 8-4  
May 31 - W 4-3  
Sept. 1 - W 6-3  
Sept. 2 - L 13-5  
Sept. 3 - L 4-3

#### In Houston

May 16 - W 8-7(11)  
May 17 - W 3-2  
May 18 - L 4-3(10)  
Aug. 25 - L 7-4  
Aug. 26 - L 5-3  
Aug. 27 - W 6-3

(Results refer to Astros won-lost)

### ALL-TIME SERIES RESULTS

YEAR	HOME	ROAD	TOTAL
1962	5-4	4-5	9-9
1963	4-5	1-8	5-13
1964	4-5	4-5	8-10
1965	6-3	3-6	9-9
1966	6-3	4-5	10-8
1967	3-6	3-6	6-12
1968	2-7	3-6	5-13
1969	4-2	3-3	7-5
1970	1-5	5-1	6-6
1971	1-5	1-5	2-10
1972	2-4	2-4	4-8
1973	3-3	2-4	5-7
1974	5-1	3-3	8-4
1975	1-5	3-3	4-8

YEAR	HOME	ROAD	TOTAL
1976	5-1	4-2	9-3
1977	3-3	2-4	5-7
1978	3-3	4-2	7-5
1979	2-4	4-2	6-6
1980	4-2	3-3	7-5
1981	1-2	1-2	2-4
1982	4-2	2-4	6-6
1983	2-4	0-6	2-10
1984	4-2	4-2	8-4
1985	3-3	3-3	6-6
1986	3-3	4-2	7-5
1987	3-3	2-4	5-7
1988	3-3	3-3	6-6
1989	3-3	4-2	7-5

### SERIES RECORDS

Longest Winning Streak, Astros: 5, three times, last, 5/31-8/24/87  
Longest Winning Streak, Cardinals: 9, 7/9/71-4/29/72  
Largest Margin of Victory, Astros: 16 (6/7/67, Hou 17, STL 1)  
Largest Margin of Victory, Cardinals: 12 (9/3/67, STL 13, Hou 1)  
Most Runs Scored by Houston: 17 (8/20/85 at Houston & 6/7/67 at St. Louis)  
Most Runs Scored by St. Louis: 19 (9/30/65 at Houston)  
Most Runs Scored by Both Teams: 27 (twice, 5/19/81, STL 15, Hou 12)  
Longest Game, Innings: 18, 5/27/83 at Houston  
(Home team in CAPS)

## ASTROS VS. ST. LOUIS

PLAYER	AVG.	G	AB	R	H	2B	3B	HR	RBI	BB	SO	SB
Anthony	.000	1	2	0	0	0	0	0	0	0	1	0
Bass	.343	9	35	6	12	1	1	0	4	1	4	0
Biggio	.256	11	39	4	10	5	1	0	9	3	2	1
Caminiti	.378	12	45	5	17	2	0	1	12	3	8	1
Davidson	.500	1	2	1	1	0	1	0	2	0	1	0
Davis	.289	12	45	5	13	2	0	0	3	3	10	0
Doran	.263	11	38	7	10	2	0	1	5	3	5	0
Gross	.000	3	1	0	0	0	0	0	0	2	0	0
Hatcher	.190	6	21	2	4	0	0	0	2	2	5	0
Lombardozzi	.000	1	1	0	0	0	0	0	0	0	1	0
Meadows	.000	2	2	0	0	0	0	0	0	0	1	0
Nichols	.000	1	1	0	0	0	0	0	0	0	0	0
Puhl	.333	9	33	8	11	4	0	0	3	3	4	1
Ramirez	.156	11	32	3	5	0	0	0	2	0	4	0
Reynolds	.318	8	22	3	7	1	0	1	3	0	0	0
Spilman	.400	4	5	2	2	1	0	0	0	1	0	0
Trevino	.273	6	11	0	3	0	0	0	0	0	2	0
Wilson	.391	6	23	3	9	3	0	1	5	0	3	0
Yelding	.083	5	12	1	1	0	0	0	0	0	1	0
Young	.161	9	31	4	5	0	0	0	0	9	2	3
PITCHERS	.160	12	25	2	4	1	0	0	2	1	6	0
TOTALS	.268	12	426	56	114	22	3	4	52	31	60	6

PITCHER	W-L	ERA	G	GS	CG	SV	IP	H	R	ER	HR	BB	SO	WP
Agosto	0-0	0.00	4	0	0	0	2.2	1	0	0	0	1	1	0
Andersen	1-1	0.00	4	0	0	0	2.1	5	1	0	0	0	1	0
Cano	0-0	20.25	1	0	0	0	1.1	4	3	3	1	0	0	0
Clancy	0-0	5.27	4	2	0	0	13.2	18	10	8	0	5	8	0
Darwin	1-1	3.00	6	0	0	0	12.0	12	5	4	0	5	4	0
Deshales	1-0	2.57	2	2	0	0	14.0	12	4	4	0	5	1	0
Forsch	1-1	5.40	3	3	0	0	13.1	15	8	8	3	4	3	0
Knepper	1-0	3.38	2	2	0	0	13.1	14	5	5	1	6	3	0
Meyer	0-0	5.14	3	0	0	0	7.0	5	6	4	0	5	6	0
Portugal	0-0	2.45	1	1	0	0	7.1	5	3	2	0	3	6	0
Rhoden	0-1	5.19	2	1	0	0	8.2	9	5	5	2	4	2	0
Schatzeder	2-0	0.00	2	0	0	0	5.0	0	0	0	0	2	4	1
Scott	0-1	13.50	1	1	0	0	4.0	8	6	6	0	2	1	0
Smith	0-0	1.93	5	0	0	3	4.2	4	1	1	0	1	2	0
TOTALS	7-5	4.12	12	12	0	3	109.1	112	57	50	7	43	42	1

## ST. LOUIS VS. ASTROS

PLAYER	AVG.	G	AB	R	H	2B	3B	HR	RBI	BB	SO	SB
Brunansky	.233	12	43	8	10	3	1	2	7	7	6	2
Coleman	.212	8	33	3	7	0	1	0	1	4	5	7
Durham	.000	2	0	0	0	0	0	0	1	0	0	0
Guerrero	.349	11	43	8	15	4	0	1	9	5	3	1
Jones	.200	2	5	0	1	1	0	0	1	1	1	0
Lindeman	.500	4	2	1	1	1	0	0	0	1	0	0
McGee	.265	12	49	7	13	4	1	1	4	0	5	1
Morris	.429	7	7	3	3	0	0	1	2	0	1	0
Oquendo	.310	12	42	2	13	3	1	0	8	6	4	0
Pagnozzi	.000	2	1	0	0	0	0	0	0	1	0	0
Pena	.267	10	30	3	8	1	0	0	0	2	1	0
Pendleton	.295	11	44	8	13	1	0	2	8	4	5	3
Smith	.220	12	50	7	11	3	1	0	6	5	3	2
Thompson	.346	10	26	6	9	2	0	0	2	3	2	2
Walling	.667	6	6	0	4	0	0	0	3	1	0	0
Zeile	.125	3	8	0	1	0	1	0	0	2	0	0
PITCHERS	.115	12	26	1	3	0	0	0	0	1	6	0
TOTALS	.270	12	415	57	112	23	6	7	52	43	42	18

PITCHER	W-L	ERA	G	GS	CG	SV	IP	H	R	ER	HR	BB	SO	WP
Carpenter	0-2	4.50	3	0	0	0	4.0	5	2	2	0	3	2	0
Costello	0-1	6.35	4	0	0	0	5.2	8	4	4	1	2	4	0
Dayley	1-0	5.06	3	0	0	0	5.1	7	3	3	1	1	1	0
DeLeon	1-0	4.35	3	3	0	0	20.2	17	12	10	0	6	18	0
DiPino	0-0	9.00	4	0	0	0	3.0	5	3	3	1	1	0	0
Heinkel	0-0	7.36	1	1	0	0	3.2	6	3	3	0	2	1	0
Hill	1-1	2.37	3	3	0	0	19.0	11	7	5	0	10	8	0
Kinzer	0-0	5.79	2	0	0	0	4.2	6	3	3	0	1	4	0
Magrane	0-1	3.86	2	2	0	0	14.0	20	6	6	0	3	7	1
Power	1-1	6.00	2	2	0	0	12.0	18	8	8	0	2	6	0
Quisenberry	0-0	0.00	6	0	0	0	8.0	1	0	0	0	0	5	0
Terry	0-1	6.75	1	1	0	0	6.2	8	5	5	1	0	2	0
Worrell	1-0	0.00	3	0	0	1	2.1	2	0	0	0	0	2	0
TOTALS	5-7	4.29	12	12	0	1	109.0	114	56	52	4	31	60	1





## SAN DIEGO PADRES WESTERN DIVISION



**JACK McKEON**  
Second Full Season in San Diego  
(156-121)  
Eighth Season Overall  
(442-431)

Address: P.O. Box 2000, San Diego, CA 92120  
Phone Number: (619) 283-7294  
General Manager: Jack McKeon  
Manager: Jack McKeon  
Media Relations: Mike Swanson  
Private Number: (619) 584-7210  
Stadium (Year Opened): San Diego Jack Murphy Stadium (1969)

Capacity: 59,022  
Traveling Secretary: John Mattei  
Hotel in Houston: Westin Galleria  
Phone Number: (713) 960-8100  
Fax: (713) 960-6553  
Astros' Hotel in San Diego: Marriott Marina  
Phone Number: (619) 239-1500  
Fax: (619) 234-8678

1989 Record, Finish: 89-73, 2nd West  
Vs. Astros in 1989 (Overall): 10-8 (165-205)  
Vs. Astros in S.D. - 1989 (Overall): 6-3 (96-92)  
Vs. Astros in Hou. - 1989 (Overall): 4-5 (69-113)

### 1989 SERIES SCORES

#### In San Diego

June 16 - W 3-1	Aug. 9 - L 2-1
June 17 - L 2-1	Aug. 10 - L 13-3
June 18 - W 5-2	Sept. 11 - L 7-3
Aug. 7 - L 5-2	Sept. 12 - L 9-0
Aug. 8 - W 12-3	

#### In Houston

April 7 - L 5-3	June 7 - W 3-2
April 8 - W 6-2	June 8 - W 7-6(10)
April 9 - L 5-4	Sept. 6 - L 3-2
June 5 - L 10-2	Sept. 7 - W 2-1
June 6 - W 8-7(10)	

(Results refer to Astros won-lost)

### ALL-TIME SERIES RESULTS

YEAR	HOME	ROAD	TOTAL	YEAR	HOME	ROAD	TOTAL
1969	8-1	2-7	10-8	1980	4-5	7-2	11-7
1970	7-2	7-2	14-4	1981	4-1	7-2	11-3
1971	4-5	6-3	10-8	1982	5-4	4-5	9-9
1972	4-1	8-1	12-2	1983	7-2	4-5	11-7
1973	6-3	4-5	10-8	1984	4-5	2-7	6-12
1974	6-3	5-4	11-7	1985	8-1	4-5	12-6
1975	4-5	5-4	9-9	1986	5-4	5-4	10-8
1976	7-3	3-5	10-8	1987	4-5	1-8	5-13
1977	4-5	4-5	8-10	1988	4-5	2-7	6-12
1978	5-4	3-6	8-10	1989	5-4	3-6	8-10
1979	8-1	6-3	14-4				

### SERIES RECORDS

Longest Winning Streak, Astros: 9, 6/22-9/17/79  
Longest Winning Streak, Padres: 8, 8/6-9/19/87  
Largest Margin of Victory, Astros: 11 (three times, last, 6/10/86, Hou 12, SD 1)  
Largest Margin of Victory, Padres: 11 (9/11/87, SD 11, Hou 0)  
Most Runs Scored by Houston: 14 (6/26/72 at San Diego)  
Most Runs Scored by San Diego: 13 (8/10/89 at San Diego)  
Most Runs Scored by Both Teams: 21 (8/2/85, HOU 12, San Diego 9)  
Longest Game, Innings: 20, 8/15/80 at San Diego  
(Home team in CAPS)

## ASTROS VS. SAN DIEGO

PLAYER	AVG.	G	AB	R	H	2B	3B	HR	RBI	BB	SO	SB
Anthony	.167	4	12	1	2	0	0	1	2	0	5	0
Ashby	.250	3	8	0	2	1	0	0	1	0	0	0
Bass	.313	6	16	1	5	0	0	0	2	4	3	0
Biggio	.132	13	36	6	5	2	0	2	5	5	7	0
Caminiti	.281	18	64	8	18	5	0	2	12	5	9	0
Davidson	.286	3	7	1	2	1	0	0	0	2	1	0
Davis	.277	18	65	12	18	2	1	5	14	5	11	1
Doran	.228	15	57	11	13	2	1	1	7	6	6	3
Gross	.000	4	5	0	0	0	0	0	0	0	0	0
Hatcher	.292	13	48	4	14	2	0	1	3	1	6	1
Lombardozzi	.000	3	6	0	0	0	0	0	0	0	1	0
Meadows	.000	4	9	0	0	0	0	0	0	0	3	0
Nichols	.000	1	1	0	0	0	0	0	0	0	1	0
Puhl	.282	13	39	4	11	4	0	0	5	3	3	1
Ramirez	.160	15	50	3	8	1	1	0	4	3	5	0
Reynolds	.182	9	22	0	4	0	0	0	2	2	0	0
Spilman	.000	4	4	0	0	0	0	0	0	1	0	0
Trevino	.286	9	21	4	6	1	0	0	2	0	2	0
Wilson	.000	2	7	0	0	0	0	0	0	0	3	0
Yelding	.200	8	10	0	2	1	0	0	0	1	3	1
Young	.213	16	61	10	13	3	0	0	2	8	7	2
PITCHERS	.108	18	37	2	4	1	0	0	0	1	12	0
TOTALS	.216	18	587	67	127	26	3	12	61	47	88	9

PITCHER	W-L	ERA	G	GS	CG	SV	IP	H	R	ER	HR	BB	SO	WP
Agosto	0-0	1.59	4	0	0	0	5.2	8	3	1	0	2	4	0
Andersen	0-0	6.23	6	0	0	0	8.2	9	7	6	0	5	11	1
Cano	0-0	0.00	1	0	0	0	2.0	0	0	0	0	1	2	0
Clancy	4-1	2.31	5	5	1	0	35.0	28	11	9	1	16	21	2
Darwin	1-1	6.17	7	0	0	0	11.2	12	8	8	4	1	6	0
Deshaies	0-3	5.00	5	5	0	0	27.0	30	17	15	2	16	24	1
Forsch	0-1	12.86	4	1	0	0	7.0	13	10	10	1	1	2	0
Knepper	0-0	3.86	1	1	0	0	7.0	6	5	3	0	3	2	0
Mason	0-0	0.00	1	0	0	0	1.0	1	0	0	0	0	2	0
Meyer	0-0	10.80	2	0	0	0	1.2	1	2	2	0	4	0	0
Portugal	0-1	3.86	3	2	0	0	14.0	15	6	6	2	3	12	0
Rhoden	0-1	6.00	1	1	0	0	6.0	10	5	4	0	2	3	0
Schatzeder	0-0	3.86	5	0	0	0	2.1	2	1	1	0	1	0	1
Scott	2-1	3.27	3	3	1	0	22.0	22	9	8	0	5	17	1
Smith	1-1	1.17	8	0	0	3	7.2	3	1	1	0	6	3	0
TOTALS	8-10	4.20	18	18	2	3	159.2	160	85	74	10	66	109	6

## SAN DIEGO VS. ASTROS

PLAYER	AVG.	G	AB	R	H	2B	3B	HR	RBI	BB	SO	SB
Abner	.143	10	14	2	2	0	0	0	0	0	1	0
Alomar, R.	.312	18	77	15	24	3	1	2	12	3	17	4
Alomar, S.	.250	1	4	0	1	0	0	0	1	1	1	0
Clark, Jack	.182	16	44	9	8	2	0	2	13	22	14	0
Clark, Jerald	.000	1	1	0	0	0	0	0	0	0	1	0
Cora	1.000	2	1	0	1	0	0	0	0	0	0	0
Flannery	.200	7	10	1	2	0	0	0	1	0	0	1
Green	.375	3	8	2	3	0	0	0	0	1	0	0
Gwynn	.443	18	70	12	31	4	0	0	11	7	5	6
Jackson	.300	3	10	3	3	0	0	1	1	1	1	0
James	.370	12	46	4	17	5	0	0	10	2	3	0
Kruk	.000	1	0	0	0	0	0	0	0	0	0	0
Martinez	.154	13	39	3	6	0	0	0	4	7	8	0
Nelson	.000	3	2	0	0	0	0	0	0	3	1	0
Pagliarulo	.235	5	17	1	4	2	0	0	3	2	4	0
Parent	.125	5	16	1	2	0	0	1	2	1	4	0
Ready	.000	1	1	0	0	0	0	0	0	0	0	0
Roberts	.324	13	34	10	11	0	1	0	6	6	5	3
Salazar	.179	12	28	3	5	0	1	0	0	0	3	0
Santiago	.173	14	52	3	9	1	0	1	6	0	9	0
Stephenson	.000	3	3	0	0	0	0	0	0	0	0	0
Templeton	.271	16	59	8	16	5	0	2	6	3	9	1
Wynne	.231	11	26	1	6	0	0	1	2	2	3	0
PITCHERS	.220	18	41	7	9	3	0	0	1	5	20	0
TOTALS	.265	18	603	85	160	25	3	10	79	66	109	15

PITCHER	W-L	ERA	G	GS	CG	SV	IP	H	R	ER	HR	BB	SO	WP
Booker	0-0	0.00	1	0	0	0	2.0	0	0	0	0	0	1	0
Davis	1-2	3.24	8	0	0	3	8.1	6	4	3	1	5	7	2
Grant	0-0	6.75	4	0	0	0	8.0	7	6	6	2	1	6	0
Harris	2-0	2.37	5	1	0	0	19.0	12	7	5	0	5	12	1
Hurst	2-1	1.50	3	3	2	0	24.0	10	4	4	1	8	18	1
Leiper	0-0	3.38	2	0	0	0	2.2	3	1	1	0	3	0	0
Murphy	0-0	0.00	1	0	0	0	1.0	0	0	0	0	0	0	0
Rasmussen	1-0	2.70	3	3	0	0	20.0	21	8	6	1	6	11	1
Schiraldi	2-0	2.92	2	2	0	0	12.1	6	4	4	0	7	6	1
Schulze	0-1	6.75	1	1	0	0	4.0	8	6	3	2	2	1	0
Show	1-0	2.93	2	2	0	0	15.1	17	8	5	0	3	8	0
Terrell	0-3	3.72	3	3	1	0	19.1	22	11	8	1	1	5	0
Toliver	0-0	18.00	1	0	0	0	1.0	1	2	2	1	1	0	0
Whitson	1-1	2.35	3	3	0	0	23.0	14	6	6	3	5	13	0
TOTALS	10-8	2.98	18	18	3	3	160.0	127	67	53	12	47	88	6



# SAN FRANCISCO GIANTS WESTERN DIVISION



**ROGER CRAIG**  
Fifth full season in  
San Francisco (354-312)  
Seventh season overall  
(506-483)

Address: Candlestick Park,  
San Francisco, CA 94124  
Phone Number: (415) 468-3700  
General Manager: Al Rosen  
Manager: Roger Craig  
Vice President, PR: Duffy Jennings  
Private Number: (415) 468-2390  
Media Relations Director: Matt Fischer  
Private Number: (415) 468-2390  
Stadium (Year Opened): Candlestick Park (1960)  
Capacity: 62,000  
Director of Travel: Dirk Smith  
Hotel in Houston: Westin Galleria  
Phone Number: (713) 960-8100  
Fax: (713) 960-6553  
Astros' Hotel in San Francisco: Parc 55  
Phone Number: (415) 392-8000  
Fax: (415) 296-9764  
1989 Record, Finish: 92-70, 1st West  
Vs. Astros in 1989 (Overall): 10-8 (258-243)  
Vs. Astros in S.F. - 1989 (Overall): 7-2 (151-101)  
Vs. Astros in Hou. - 1989 (Overall): 3-6 (107-142)

## 1989 SERIES SCORES

### In San Francisco

June 19 - L 3-2  
June 20 - L 4-0  
June 21 - L 2-0  
Aug. 4 - L 4-2  
Aug. 5 - L 7-0  
Aug. 6 - W 3-2  
Sept. 22 - W 3-1  
Sept. 23 - L 3-1  
Sept. 24 - L 10-2

### In Houston

June 26 - L 4-3  
June 27 - W 7-5  
June 28 - W 7-3  
July 28 - L 3-2  
July 29 - W 8-1  
July 30 - W 6-2  
Sept. 8 - W 5-2  
Sept. 9 - W 4-1  
Sept. 10 - L 5-3

(Results refer to Astros won-lost)

## ALL-TIME SERIES RESULTS

YEAR	HOME	ROAD	TOTAL	YEAR	HOME	ROAD	TOTAL
1962	2-7	5-4	7-11	1976	7-2	3-6	10-8
1963	5-4	3-6	8-10	1977	4-5	5-4	9-9
1964	5-4	2-7	7-11	1978	5-4	1-8	6-12
1965	2-7	1-8	3-15	1979	3-6	4-5	7-11
1966	5-4	1-8	6-12	1980	8-1	3-6	11-7
1967	5-4	1-8	6-12	1981	4-2	5-4	9-6
1968	5-4	3-6	8-10	1982	4-5	1-8	5-13
1969	8-1	2-7	10-8	1983	6-3	6-3	12-6
1970	7-2	3-6	10-8	1984	7-2	5-4	12-6
1971	5-4	4-5	9-9	1985	8-1	7-2	15-3
1972	5-4	8-1	13-5	1986	5-4	4-5	9-9
1973	6-3	5-4	11-7	1987	7-2	3-6	10-8
1974	5-4	5-4	10-8	1988	2-7	5-4	7-11
1975	1-8	4-5	5-13	1989	6-3	2-7	8-10

## SERIES RECORDS

Longest Winning Streak, Astros: 12, 8/8/84-6/30/85  
Longest Winning Streak, Giants: 13, 7/19/64-5/22/65  
Largest Margin of Victory, Astros: 14 (7/7/71, Hou 18, SF 4)  
Largest Margin of Victory, Giants: 11 (three times, last, 6/24/88, SF 11, Hou 0)  
Most Runs Scored by Houston: 18 (7/7/71 at San Francisco)  
Most Runs Scored by San Francisco: 16 (9/3/71 at San Francisco)  
Most Runs Scored by Both Teams: 23 (8/2/88, Hou 13, SF 10)  
Longest Game, Innings: 15, 9/7/67 at San Francisco & 5/22/81 at Houston  
(Home team in CAPS)

## ASTROS VS. SAN FRANCISCO

PLAYER	AVG.	G	AB	R	H	2B	3B	HR	RBI	BB	SO	SB
Anthony	.231	8	26	3	6	1	0	2	3	1	4	0
Bass	.263	5	19	2	5	1	0	0	1	1	6	0
Biggio	.259	17	58	9	15	0	0	2	8	5	5	4
Caminiti	.242	18	62	5	15	4	0	1	5	6	15	0
Davidson	.250	4	4	0	1	0	0	0	0	1	0	0
Davis	.239	18	71	6	17	2	0	3	7	2	17	0
Doran	.119	15	42	7	5	1	0	0	3	4	3	3
Gross	.200	6	5	1	1	0	0	0	0	2	1	0
Hatcher	.130	8	23	1	3	0	0	0	4	2	2	2
Lombardozzi	.375	3	8	2	3	2	0	1	1	1	1	0
Meadows	.000	2	2	0	0	0	0	0	0	0	1	0
Nichols	.000	2	2	0	0	0	0	0	0	0	1	0
Puhl	.326	16	46	2	15	4	0	0	3	7	4	0
Ramirez	.254	18	63	5	16	4	0	2	7	2	10	0
Reynolds	.174	13	23	0	4	1	0	0	0	2	3	0
Spilman	.333	3	3	0	1	0	0	0	0	0	1	0
Trevino	.200	3	5	0	1	0	0	0	0	0	0	0
Washington	.000	2	2	0	0	0	0	0	0	0	1	0
Wilson	.167	3	12	1	2	1	0	0	1	0	0	0
Yelding	.333	6	6	1	2	0	0	0	1	0	0	3
Young	.213	17	61	9	13	3	0	0	7	8	3	2
PITCHERS	.229	18	35	4	8	0	0	3	6	1	8	0
TOTALS	.230	18	578	58	133	24	0	14	57	45	86	14

PITCHER	W-L	ERA	G	GS	CG	SV	IP	H	R	ER	HR	BB	SO	WP
Agosto	1-1	2.25	10	0	0	0	12.0	6	4	3	0	5	6	1
Andersen	0-0	1.59	5	0	0	0	5.2	6	1	1	0	3	7	0
Clancy	0-3	4.81	5	4	0	0	24.1	23	15	13	4	9	13	0
Darwin	1-1	1.15	8	0	0	1	15.2	8	2	2	1	4	20	0
Deshaies	1-0	3.86	1	1	0	0	7.0	5	3	3	1	3	4	0
Forsch	0-1	3.38	3	2	0	0	10.2	13	4	4	0	5	3	1
Knepper	0-1	4.50	1	1	0	0	6.0	7	3	3	0	2	3	0
Mason	0-0	81.00	1	0	0	0	0.1	1	3	3	0	2	1	0
Meyer	0-0	0.00	2	0	0	0	3.1	4	0	0	0	2	4	0
Portugal	3-0	1.91	4	4	1	0	28.1	19	6	6	1	9	23	0
Rhoden	0-1	7.04	2	2	0	0	7.2	9	6	6	1	7	3	0
Schatzeder	0-0	4.05	5	0	0	1	6.2	4	3	3	0	4	9	1
Scott	2-2	4.10	4	4	1	0	26.1	24	12	12	2	6	24	2
Smith	0-0	0.00	1	0	0	1	1.0	1	0	0	0	0	1	0
TOTALS	8-10	3.43	18	18	2	3	155.0	130	62	59	10	61	121	5

## SAN FRANCISCO VS. ASTROS

PLAYER	AVG.	G	AB	R	H	2B	3B	HR	RBI	BB	SO	SB
Bathe	.200	5	5	0	1	0	0	0	2	0	1	0
Benjamin	.000	1	0	1	0	0	0	0	0	0	0	0
Brenly	.000	2	1	0	0	0	0	0	0	0	0	0
Butler	.265	18	68	13	18	3	0	1	2	8	7	5
Clark	.375	15	48	10	18	5	1	5	13	13	10	1
Jurak	1.000	1	1	1	1	0	0	0	0	0	0	0
Kennedy	.239	16	46	1	11	4	0	0	4	6	8	0
Laga	.000	3	6	0	0	0	0	0	0	0	0	0
Litton	.125	5	8	0	1	0	0	0	0	1	2	0
Maldonado	.111	10	18	2	2	1	0	1	2	2	3	1
Manwaring	.300	7	10	0	3	0	0	0	2	1	2	0
Mitchell	.207	18	58	7	12	2	1	1	6	14	14	0
Nixon	.125	6	8	0	1	0	0	0	0	0	1	0
Oberkfell	.300	13	20	3	6	2	0	0	4	1	2	0
Riles	.286	13	28	4	8	4	0	0	3	1	6	0
Sheridan	.244	14	41	5	10	2	1	0	4	4	8	1
Speier	.000	1	0	0	0	0	0	0	0	0	0	0
Thompson	.185	17	65	6	12	1	1	1	7	3	19	3
Uribe	.234	16	47	0	11	0	1	0	4	2	8	2
Weaver	.200	2	5	1	1	1	0	0	0	0	1	0
Williams	.178	12	45	5	8	4	0	1	5	2	11	1
PITCHERS	.143	18	42	3	6	2	0	0	1	3	18	0
TOTALS	.228	18	570	62	130	31	5	10	59	61	121	14

PITCHER	W-L	ERA	G	GS	CG	SV	IP	H	R	ER	HR	BB	SO	WP
Bedrosian	0-1	2.57	6	0	0	3	7.0	6	2	2	1	3	4	0
Brantley	0-0	4.05	6	0	0	0	6.2	4	3	3	0	2	5	2
Camacho	0-0	0.00	2	0	0	0	2.0	1	0	0	0	2	2	1
Downs	0-1	6.75	1	1	0	0	4.0	4	3	3	0	1	3	1
Garrelts	1-1	1.76	2	2	0	0	15.1	13	3	3	1	4	9	0
Gossage	0-0	4.91	2	0	0	0	3.2	4	2	2	0	1	2	0
Knepper	1-0	3.00	2	2	0	0	12.0	12	4	4	0	4	8	0
LaCoss	2-1	2.35	5	4	1	0	30.2	24	11	8	0	9	15	0
Lefferts	1-1	2.70	6	0	0	2	10.0	8	4	3	1	5	5	1
McCament	0-0	0.00	1	0	0	0	2.0	1	0	0	0	2	1	0
Reuschel	2-1	2.49	4	4	1	0	25.1	24	7	7	3	6	11	0
Robinson	3-2	3.57	5	5	2	0	35.1	29	15	14	6	4	21	1
Wilson	0-0	18.00	1	0	0	0	2.0	3	4	4	2	2	0	0
TOTALS	10-8	3.06	18	18	4	5	156.0	133	58	53	14	45	86	6

## HOUSTON VS. NATIONAL LEAGUE ALL-TIME

	TOTAL			HOME			ROAD		
	W	L	PCT	W	L	PCT	W	L	PCT
Atlanta	236	258	.478	129	121	.516	107	137	.439
Chicago	201	172	.539	120	66	.645	81	106	.433
Cincinnati	226	271	.455	124	125	.498	102	146	.411
Los Angeles	215	284	.431	118	131	.474	97	153	.388
Montreal	142	105	.575	74	49	.602	68	56	.548
New York	209	164	.560	121	67	.644	88	97	.476
Philadelphia	167	209	.444	104	84	.553	63	125	.335
Pittsburgh	152	219	.410	97	89	.522	55	130	.297
St. Louis	171	201	.460	90	96	.484	81	105	.435
San Diego	205	165	.554	113	69	.621	92	96	.489
San Francisco	243	258	.485	142	107	.570	101	151	.401
<b>TOTALS</b>	<b>2167</b>	<b>2306</b>	<b>.484</b>	<b>1232</b>	<b>1004</b>	<b>.551</b>	<b>935</b>	<b>1302</b>	<b>.418</b>

### HOUSTON AT HOME

1962 - 32-48	1969 - 52-29	1976 - 46-36	1983 - 46-36
1963 - 44-37	1970 - 44-37	1977 - 46-35	1984 - 43-38
1964 - 41-40	1971 - 39-42	1978 - 50-31	1985 - 44-37
1965 - 36-45	1972 - 41-36	1979 - 52-29	1986 - 52-29
1966 - 45-36	1973 - 41-40	1980 - 55-26	1987 - 47-34
1967 - 46-35	1974 - 46-35	1981 - 31-20	1988 - 44-37
1968 - 42-39	1975 - 37-44	1982 - 43-38	1989 - 47-35

Best Astro Home Season: 55-26 in 1980

Worst Astro Home Season: 32-48 in 1962

Home Record at Colt Stadium: 117-125

Home Record in the Astrodome: 1115-879 (.559)

(NOTE: Houston played in Colt Stadium in 1962-63-64)

### HOUSTON ON THE ROAD

1962 - 32-48	1969 - 29-52	1976 - 34-46	1983 - 39-41
1963 - 22-59	1970 - 35-46	1977 - 35-46	1984 - 37-44
1964 - 25-56	1971 - 40-41	1978 - 24-57	1985 - 39-42
1965 - 29-52	1972 - 43-33	1979 - 37-44	1986 - 44-37
1966 - 27-54	1973 - 41-40	1980 - 38-44	1987 - 29-52
1967 - 23-58	1974 - 35-46	1981 - 30-29	1988 - 38-43
1968 - 30-51	1975 - 27-53	1982 - 34-47	1989 - 39-41


Best Astro Road Season: 44-37 in 1986

Worst Astro Road Record: 22-59 in 1963

### HOUSTON DOUBLEHEADERS ALL-TIME

	HOME W-L-S	ROAD W-L-S	TOTAL W-L-S
Atlanta	5-1-3	7-8-5	12-9-8
Chicago	2-0-3	2-6-8	4-6-11
Cincinnati	1-0-1	3-8-14	4-8-15
Los Angeles	0-3-0	2-4-1	2-7-1
Montreal	0-0-1	2-2-4	2-2-5
New York	4-0-1	8-9-10	12-9-11
Philadelphia	2-3-1	0-5-5	2-8-6
Pittsburgh	0-2-0	2-9-8	2-11-8
St. Louis	1-0-3	0-1-7	1-1-10
San Diego	3-1-4	4-4-5	7-5-9
San Francisco	0-1-4	3-8-11	3-9-15
<b>TOTALS</b>	<b>18-11-21</b>	<b>33-64-78</b>	<b>51-75-99</b>

## History and Records



# ASTROS RECORDS

## (For regulation 9-inning games)

### Individual Batting

- MOST GAMES:** Season — 162, Enos Cabell, 1978; Bill Doran, 1987  
 Career — 1870, Jose Cruz, 1975-87  
 Consecutive — 213, Enos Cabell, (Oct. 2, 1977-May 29, 1979)
- MOST AT-BATS:** Season — 660, Enos Cabell, 1978  
 Career — 6629, Jose Cruz, 1975-87  
 Game (extra innings) — 10, Ron Davis, April 15, 1968 vs. New York
- MOST RUNS SCORED:** Game — 4, by many; last time: Kevin Bass vs. Chicago, Sept. 2, 1987  
 Season — 117, Jim Wynn, 1972  
 Career — 890, Cesar Cedeno, 1970-81
- MOST HITS:** Game (9 innings) — 5, by many; last time, Billy Hatcher vs. St. Louis, May 20, 1988  
 Game (extra innings) — 6, Joe Morgan at Milwaukee, July 8, 1965 (12 innings)  
 Season — 195, Enos Cabell, 1978  
 Career — 1937, Jose Cruz, 1975-87  
 Consecutive, Game — 6, Joe Morgan at Milwaukee, July 8, 1965 (12 innings)  
 Consecutive Hits — 8, Julio Gotay, 1967 (June 18 vs. Atlanta, June 19-20 vs. St. Louis); Art Howe, 1980 (Sept. 1-2 at Pittsburgh, Sept. 5-6 vs. St. Louis)  
 Consecutive Games — 23, Art Howe, May 1-24, 1981 (40-90-.444, 10 RBI), Streak stopped by Steve Mura-Tim Lollar, San Diego.
- MOST SINGLES:** Game — 5, Bill Doran at Montreal, July 6, 1984 in second game of doubleheader  
 Season — 160, Sonny Jackson, 1966  
 Career — 1384, Jose Cruz, 1975-87
- MOST DOUBLES:** Inning — 2, Cesar Cedeno at Atlanta, Apr. 8, 1973  
 Game — 3, by many; last time, Rafael Ramirez vs. San Francisco, July 30, 1989  
 Season — 44, Rusty Staub, 1967  
 Career — 343, Cesar Cedeno, 1970-81
- MOST TRIPLES:** Game — 3, Craig Reynolds vs. Chicago, May 16, 1981 (Ties major league record)  
 Season — 14, Roger Metzger, 1973  
 Career — 80, Jose Cruz, 1975-87
- MOST HOME RUNS:** Inning — 2, Lee May vs. Chicago, Apr. 29, 1974 (6th inning, Burt Hooton-Jim Kremmel. Ties major league record)  
 Game — 3, Jim Wynn vs. San Francisco, June 15, 1967 (Bolin, Bolin, Henry); Lee May at San Diego, June 21, 1973 (Grief, Miller, Ross); Glenn Davis at San Diego, Sept. 10, 1987 (Grant, Grant, M. Davis)  
 Season — 37, Jim Wynn, 1967  
 Career — 223, Jim Wynn, 1963-73  
 At Home — 18, Lee May, 1974  
 On Road — 22, Jim Wynn, 1967  
 Grand Slams, Season — 2, Bob Aspromonte (1963-64-66); Bob Watson (1970); Lee May (1973); Mark Bailey (1985) and Kevin Bass (1989)  
 Grand Slams, Career — 6, Bob Aspromonte, 1962-68
- MOST TOTAL BASES:** Inning — 8, Lee May vs. Chicago, Apr. 29, 1974 (Two home runs-6th inning; ties major league record)  
 Game — 13, Lee May at San Diego, June 21, 1973 (three home runs, one single)  
 Season — 300, Cesar Cedeno, 1972  
 Career — 2746, Jose Cruz, 1975-87
- MOST RUNS BATTED IN:** Inning — 4, by many; most recently by Kevin Bass at Atlanta, September 20, 1989  
 Game — 7, Rafael Ramirez at Chicago, August 29, 1989  
 Season — 110, Bob Watson, 1977  
 Career — 942, Jose Cruz, 1975-87
- MOST SACRIFICE HITS:** Game — 2 by many  
 Season — 34, Craig Reynolds, 1979
- MOST SACRIFICE FLIES:** Game — 2 by many  
 Season — 12, Ray Knight, 1982



**MOST WALKS:** Game — 4, (five times) last time, Terry Puhl vs. Atlanta, September 25, 1989  
 Season — 148, Jim Wynn, 1969 (Ties major league record)  
 Career — 847, Jim Wynn, 1963-73

**MOST INTENTIONAL WALKS:** Game — 3 by many; last time, Bill Doran vs. Los Angeles, July 2, 1983.  
 Season — 24, Rusty Staub, 1968

**MOST HIT BY PITCH:** Game — 2 by many; last, Enos Cabell at Chicago, Aug. 22, 1978  
 Season — 11, Cesar Cedeno, 1977; Glenn Davis, 1988

**MOST STRIKEOUTS:** Game — 4 by many; last time, Glenn Davis vs. Los Angeles, June 3, 1989  
 Season — 145, Lee May, 1972  
 Career — 1088, Jim Wynn, 1963-73

**MOST STOLEN BASES:** Game — 4, (three times) last time, Gerald Young at Pittsburgh, May 28, 1989  
 Season — 65, Gerald Young, 1988  
 Career — 487, Cesar, Cedeno, 1970-81

**HIGHEST BATTING AVERAGE:** Season — .333, Rusty Staub, 1967 (min. 502 plate appearances)  
 Career — .297 Bob Watson, 1966-79 (min. 500 games)

**HIGHEST SLUGGING PERCENTAGE:** Season — .537, Cesar Cedeno, 1972 and 1973 (min. 502 plate appearances)  
 Career - .478, Glenn Davis, 1984-present (min. 500 games)

**MOST GROUNDED INTO DOUBLE PLAYS:** Season — 23, Doug Rader, 1970

### **Pinch Hitting**

**MOST AT-BATS:** Season — 65, Ken Boswell, 1976  
**MOST HITS:** Season — 20, Ken Boswell, 1976  
**MOST RUNS BATTED IN:** Season — 12, Ken Boswell, 1976  
**MOST HOME RUNS:** Season — 5, Cliff Johnson, 1974  
**MOST WALKS:** Season — 10, Davey Lopes, 1987

### **Team Batting**

**MOST AT-BATS:** Inning — 15, vs. Cincinnati, July 11, 1969 (6th inning); at Philadelphia, May 31, 1975 (8th inning)  
 Game (9 innings)— 49, at Atlanta, May 30, 1976 (2nd game)  
 Season — 5582 in 1985

**MOST RUNS:** Inning - 12, at Philadelphia, May 31, 1975 (8th inning)  
 Game — 18, at San Francisco, July 7, 1971; vs. Chicago, Apr. 29, 1974  
 Season — 744 in 1970

**MOST HITS:** Inning — 9 at Cincinnati, June 2, 1966 (12th inning); at Atlanta, Apr. 8, 1973 (6th inning); at San Francisco, July 24, 1984 (5th inning); at Atlanta, June 18, 1988 (7th inning)  
 Game — 25, at Atlanta, May 30, 1976 (2nd game)  
 Season — 1465 in 1984

**MOST SINGLES:** Inning — 8, at Cincinnati, June 2, 1966 (12th inning)  
 Game — 23, at Atlanta, May 30, 1976 (2nd game)  
 Season — 1097 in 1984

**MOST DOUBLES:** Game — 8, at San Diego, Aug. 6, 1970; at Pittsburgh, June 6, 1971; vs. Chicago, July 30, 1977  
 Season — 263 in 1977

**MOST TRIPLES:** Game — 3, several times; last time, vs. Chicago, May 16, 1961  
 Season — 67 in 1980 and 1984

**MOST HOME RUNS:** Game — 5, vs. Atlanta, Apr. 12, 1970; at San Diego, June 26, 1972; at San Diego, June 21, 1973; at Cincinnati, Sept. 12, 1977  
 Season — 134 in 1972 and 1973  
 Grand Slams, Game — 2, at New York, July 30, 1969 (ties major league record)  
 Grand Slams, Season — 6 in 1989

**MOST RUNS BATTED IN:** Game — 18, at San Francisco, July 7, 1971  
 Season - 694 in 1970

**MOST TOTAL BASES:** Game — 36, at Montreal, Aug. 17, 1982  
 Season — 2177 in 1970

**MOST SACRIFICE HITS:** Inning — 3, at San Diego, Apr. 19, 1975 (7th inning); at Atlanta, July 6, 1975 (9th inning) (ties major league record)  
 Game — 4 several times; last time at Philadelphia, Aug. 26, 1979  
 Season — 109 in 1979

**MOST SACRIFICE FLIES:** Game — 3 several times; last time, vs. San Diego, June 20, 1982 at Houston  
 Season — 55 in 1984

**MOST GROUNDED INTO DOUBLE PLAYS:** Game — 5, at Pittsburgh, July 13, 1962  
 Season — 144 in 1970

**MOST HIT BY PITCH:** Game — 3, several times; last time, vs. San Diego, June 23, 1974  
 Season — 49 in 1964

**MOST WALKS:** Game — 13, at San Francisco, May 4, 1975 (2nd game)  
 Season — 699 in 1969

**MOST STRIKEOUTS:** Game — 15, vs. Los Angeles, June 19, 1987  
 Season — 988 in 1968

**HIGHEST BATTING AVERAGE:** Season — .264 in 1984

**HIGHEST SLUGGING PERCENTAGE:** Season — .393 in 1972

**MOST STOLEN BASES:** Game — 7, vs. Atlanta, Aug. 5, 1979; at Los Angeles, Apr. 17, 1980; vs. Cincinnati, June 21, 1988  
 Season — 198 in 1988

**MOST TIMES CAUGHT STEALING:** Game — 3, several times; last time, vs. Atlanta, July 29, 1986  
 Season — 95 in 1979

**MOST LEFT ON BASE:** Game — 16 vs. Atlanta, Aug. 4, 1979  
 Season — 1212 in 1969

### **Team Pinch Hitting**

**MOST PINCH HITTERS USED:** Season — 289 in 1987

**MOST PINCH HIT AT-BATS:** Season — 261 in 1987

**MOST PINCH HITS:** Season — 67 in 1986

**MOST PINCH HIT HOME RUNS:** Season — 7 in 1974 and 1986

**MOST PINCH HIT RUNS BATTED IN:** Season — 40 in 1985

**MOST PINCH HIT WALKS:** Season — 27 in 1978

**HIGH PINCH HITTING AVERAGE:** Season — .288 in 1981 (40-for-139)

### **Individual Pitching**

**MOST APPEARANCES:** Season — 75, Juan Agosto, 1988  
 Career — 514, Dave Smith, 1980-present

**MOST COMPLETE GAMES:** Season — 20, Larry Dierker, 1969  
 Career — 106, Larry Dierker, 1964-76

**MOST INNINGS PITCHED:** Game — 13, Ken Forsch at San Diego, Sept. 24, 1971 (1st game — no decision); Don Wilson at San Francisco, Sept. 7, 1972 (complete game — won 5-1)  
 Season (starter) — 305, Larry Dierker, 1969  
 (reliever) — 122.0, Danny Darwin, 1989  
 Career — 2295, Larry Dierker, 1964-76

**MOST HITS ALLOWED:** Game — 18, Bob Forsch at Cincinnati, August 8, 1989 (No decision in 18-2 loss)  
 Season — 271, Jerry Reuss, 1973  
 Career — 2090, Larry Dierker, 1964-76

**MOST RUNS ALLOWED:** Game — 10, Vern Ruhle at Atlanta, July 2, 1980 (2.2 innings), Bob Forsch at Cincinnati, August 3, 1989 (7 innings)  
 Season — 124, Larry Dierker, 1970  
 Career — 934, Joe Niekro, 1975-85

**MOST EARNED RUNS ALLOWED:** Season — 116, Larry Dierker, 1970; Jerry Reuss, 1973  
 Career — 837, Larry Dierker, 1964-76

**MOST HOME RUNS ALLOWED:** Inning — 3 by several; last time, off Bob Knepper at Chicago, June 3, 1987  
 Game — 4, by several; last time, off Bob Knepper vs. Chicago, May 17, 1987  
 Season — 31, Larry Dierker, 1970  
 Career — 177, Larry Dierker, 1964-76

**MOST VICTORIES:** Season — 21, Joe Niekro, 1979  
 Career — 144, Joe Niekro, 1975-85  
 Consecutive — 10, Juan Agosto, April 29-August 22, 1988  
 Winning Percentage — .846, Charley Kerfeld, 1986 (11-2)

- MOST DEFEATS:** Season — 20, Dick Farrell, 1962  
 Career — 117, Larry Dierker, 1964-76  
 Consecutive — 11, Dick Drott, May 26-Sept. 4, 1963
- MOST SHUTOUTS:** Season — 6, Dave A. Roberts, 1973  
 Career — 25, Larry Dierker, 1964-76  
 1-0 Shutout Wins, Season — 3, Bob Bruce, 1964, J.R. Richard, 1976; Bob Knepper, 1981  
 1-0 Shutout Defeats, Season — 4, Ken Johnson, 1964  
 Shutouts Lost, Season — 8, Bob Bruce, 1965  
 Consecutive Shutouts, Season — 3, J.R. Richard, 1980  
 (at San Francisco, May 31, 5-0; vs. San Francisco, June 6, 2-0; vs. Chicago, June 11, 3-0)
- MOST WALKS:** Game — 11, J.R. Richard at San Francisco, May 4, 1975  
 (2nd game)  
 Season — 151, J.R. Richard, 1976  
 Career — 818, Joe Niekro 1975-85
- MOST STRIKEOUTS:** Game — 18, Don Wilson at Cincinnati, July 14, 1968 (2nd game)  
 Season (starter) — 313, J.R. Richard, 1979  
 (reliever) — 104, Danny Darwin, 1989  
 Career — 1866, Nolan Ryan, 1980-88  
 Consecutive (start game) — 8, Jim Deshaies vs. Los Angeles, September 23, 1986 (set major league record)  
 Consecutive — 8, Don Wilson at Cincinnati, July 14, 1968 (2nd game), Jim Deshaies vs. Los Angeles, September 23, 1986
- MOST HIT BATTERS:** Game — 3, Bob Bruce at Chicago, May 31, 1962; vs. St. Louis, Aug. 22, 1966  
 Season — 16, Jack Billingham, 1971  
 Career — 31, Jack Billingham, 1969-71
- MOST WILD PITCHES:** Inning — 3, Dave Guisti at St. Louis, Sept. 2, 1967; J.R. Richard at San Francisco, May 30, 1978 and at New York, July 27, 1978  
 Game — 6, J.R. Richard vs. Los Angeles, Apr. 10, 1979 (ties major league record)  
 Season — 20, Larry Dierker, 1968; J.R. Richard, 1975  
 Career — 118, Joe Niekro, 1975-85
- MOST SAVES:** Season — 33, Dave Smith, 1986  
 Career — 176, Dave Smith, 1980-present
- LOWEST EARNED RUN AVERAGE:** Season — 2.22, Mike Cuellar, 1966; Mike Scott, 1986 (min. 162 innings)  
 NOTE: Nolan Ryan led National League with a 1.69 for 149 innings in shortened 1981 season.  
 Career — 2.42, Joe Sambito, 1976-1984 (min. 400 innings)

### Team Pitching

- MOST COMPLETE GAMES:** Season — 55 in 1979  
 Fewest Complete Games: Season — 13 in 1987
- MOST RUNS ALLOWED:** Inning — 14 at Cincinnati, August 3, 1989  
 (1st inning)  
 Game — 22, at Chicago, June 3, 1987  
 Season — 763 in 1970  
 Fewest Runs Allowed: Season — 567 in 1971
- MOST EARNED RUNS ALLOWED:** Game — 22, at Chicago, June 3, 1987  
 Season — 685 in 1970  
 Fewest Earned Runs Allowed: Season — 509 in 1986
- MOST HITS ALLOWED:** Game — 26 at Cincinnati, August 3, 1989  
 Season — 1491 in 1970  
 Fewest Hits Allowed: Season — 1203 in 1986
- MOST WALKS ALLOWED:** Game — 13, at San Francisco, May 4, 1975  
 (2nd game)  
 Season — 679 in 1975  
 Fewest Walks Allowed: Season — 353 in 1964
- MOST INTENTIONAL WALKS:** Season — 94 in 1989  
 Fewest Intentional Walks: Season — 19 in 1962
- MOST STRIKEOUTS:** Game — 18, at Cincinnati, July 14, 1968 (2nd game)  
 Season — 1221 in 1969 (Major league record)  
 Fewest Strikeouts: Season — 738 in 1974

**MOST HIT BATTERS:** Game — 3, at Chicago, May 31, 1962; vs. St. Louis, Aug. 22, 1966  
 Season — 60 in 1971  
 Fewest Hit Batters: Season — 17 in 1984  
**MOST WILD PITCHES:** Game — 6, vs. Los Angeles, Apr. 10, 1979  
 Season — 83 in 1975  
 Fewest Wild Pitches: Season — 31 in 1988  
**MOST BALKS:** Season — 34 in 1988  
 Fewest Balks: Season — 1 in 1964  
**MOST HOME RUNS ALLOWED:** Game — 6, at Chicago, June 3, 1987  
 Season — 141 in 1987  
 Fewest Home Runs Allowed: Season — 68 in 1968  
**LOWEST EARNED RUN AVERAGE:** Season — 3.10 in 1980  
 NOTE: 2.66 team ERA in shortened 1981 season.  
**HIGHEST EARNED RUN AVERAGE:** Season — 4.23 in 1970

### Team Fielding

**MOST PUTOUTS:** Season — 4448 in 1980  
 Fewest Putouts: Season — 4284 in 1964  
**MOST ASSISTS:** Season — 1880 in 1975  
 Fewest Assists: Season — 1565 in 1986  
**MOST ERRORS:** Season — 174 in 1966  
 Fewest Errors: Season — 106 in 1971  
**MOST TOTAL CHANCES:** Season — 6392 in 1975  
 Fewest Total Chances: Season — 5827 in 1972  
**MOST DOUBLE PLAYS:** Season — 166 in 1975  
 Fewest Double Plays: Season — 100 in 1963  
**MOST TRIPLE PLAYS:** Season — 2 in 1971 and 1978  
**HIGHEST FIELDING PERCENTAGE:** Season — .983 in 1971  
**LOWEST FIELDING PERCENTAGE:** Season — .972 in 1966

### Miscellaneous Records

**HIGHEST WON-LOST PERCENTAGE:** Season — .593 in 1986 (96-66)  
 Lowest Won-Lost Percentage: Season — .398 in 1975 (64-97)  
**MOST GAMES WON:** Season — 96 in 1986  
 Fewest Games Won: Season — 64 in 1962 and 1975  
**MOST GAMES LOST:** Season — 97 in 1965 and 1975  
 Fewest Games Lost: Season — 66 in 1986  
**MOST CONSECUTIVE GAMES WON:** Season — 10 in 1965  
 (Apr. 21-May 1); 1969 (May 17-28 and June 18-27); 1980  
 (Aug. 14-24); 1989 (May 26-June 4)  
 Home, Season — 14 in 1980 (May 18-June 19)  
 Road, Season — 10 in 1989 (May 7-31)  
**MOST CONSECUTIVE GAMES LOST:** Season — 10 in 1963  
 (June 16-25); 1967 (Apr. 15-26 and Aug. 4-13) and 1974  
 (May 12-20)  
 Home, Season — 11 in 1963 (July 21-Aug. 11) and 1966  
 (July 23-Aug. 17)  
 Road, Season — 11 in 1967 (Aug. 4-28)  
**MOST HOME GAMES WON:** Season — 55 in 1980  
 Fewest Home Games Won: Season — 32 in 1962  
**MOST ROAD GAMES WON:** Season — 44 in 1986  
 Fewest Road Games Won: Season — 22 in 1963  
**MOST HOME GAMES LOST:** Season — 48 in 1962  
 Fewest Home Games Lost: Season — 28 in 1980  
**MOST ROAD GAMES LOST:** Season — 59 in 1963  
 Fewest Road Games Lost: Season — 33 in 1972  
**LARGEST MARGIN OF VICTORY:** 16 runs, at St. Louis, June 7, 1967  
 (Won 17-1)  
**LARGEST MARGIN OF DEFEAT:** 16 runs, at Philadelphia, Sept. 10,  
 1963 (Lost 16-0); at Montreal, June 17, 1979 (Lost 19-3);  
 at Cincinnati, August 3, 1989 (Lost 18-2)  
**LONGEST GAME — INNINGS:** 24, at Houston, Apr. 15, 1968  
 (Houston 1, New York 0)  
**LONGEST GAME — TIME:** 7:14 vs. Los Angeles, June 3, 1989 (22  
 innings; Houston 5, Los Angeles 4) (National League  
 record for night game)  
**SHORTEST GAME — TIME:** 1:26, at Houston, Aug. 24, 1974 (Houston 1,  
 Philadelphia 0 — Roberts vs. Carlton)

## LAST TIME IT HAPPENED

- No-Hitter by an Astro:** Sept. 25, 1986 vs. San Francisco, Mike Scott, 2-0.
- No-Hitter vs. Astros:** April 30, 1969 at Cincinnati, Jim Maloney, 10-0.
- One-Hitter by an Astro:** May 19, 1989 vs. Pittsburgh, Mike Scott, 3-0.
- One-Hitter vs. Astros:** August 10, 1988 vs. San Francisco, Don Robinson, 5-0.
- Triple Play by Astros:** Sept. 15, 1987 at Los Angeles; lined into by Phil Garner - Bill Doran to Craig Reynolds to Glenn Davis - 4th inning.
- Triple Play vs. Astros:** April 9, 1989 vs. San Diego; grounded into by Ken Caminiti.
- Inside-The-Park-Home Run by an Astro:** June 19, 1987 by Bill Doran in Houston off Orel Hershiser of Los Angeles, sixth inning.
- Inside-The-Park-Home Run in Astrodome:** June 19, 1987 by Bill Doran in Houston off Orel Hershiser of Los Angeles, sixth inning.
- Inside-The-Park Home Run vs. Astros:** May 11, 1986 by Bill Almon of Pittsburgh, 12th inning off Charley Kerfeld.
- Pinch-Hit Home Run by an Astro:** September 1, 1989 by Craig Reynolds at St. Louis off John Costello.
- Pinch-Hit Home Run vs. Astros:** September 27, 1989 by Oddibe McDowell at Houston off Jim Clancy, ninth inning.
- Pinch-Hit Grand Slam by an Astro:** April 10, 1988 by Kevin Bass at Cincinnati off Pat Perry.
- Pinch-Hit Grand Slam vs. Astros:** May 2, 1987 at Atlanta by Graig Nettles off Aurelio Lopez, sixth inning.
- Grand Slam by an Astro:** September 20, 1989 by Kevin Bass by at Atlanta off Mark Eichhorn.
- Grand Slam vs. Astros:** September 11, 1989 by Garry Templeton at San Diego off Danny Darwin.
- Astro Pitcher Hitting a Home Run:** September 23, 1989 by Mike Scott at San Francisco off Rick Reuschel.
- Pitcher Hitting Home Run vs. Astros:** September 18, 1988 by Don Robinson at Houston off Mike Scott.
- Astro Pitcher Hitting Inside-The-Park Home Run:** Aug. 14, 1979 by Joaquín Andujar at Houston, second inning off Bill Lee of Montreal.
- Steal of Home by an Astro:** July 23, 1988 by Gerald Young at Houston, third inning off Shane Rawley.
- Steal of Home vs. Astros:** October 1, 1987 at Houston by Gerald Perry of Atlanta, fourth inning.
- Stolen Base by an Astro Pitcher:** Aug. 16, 1986 by Matt Keough at Atlanta, third inning off Rick Mahler.
- Back-to-Back Home Runs in an inning:** July 7, 1989 at Houston by Alex Trevino and Louie Meadows off Pascual Perez.
- Cycle in game by Astro:** June 24, 1977 in Houston vs. San Francisco by Bob Watson.
- Five Hits in a Game by an Astro:** May 20, 1988 at St. Louis by Billy Hatcher.
- Six Hits in a Game by an Astro:** July 8, 1965 by Joe Morgan vs. Milwaukee (12 innings).
- Five RBI in Game by an Astro:** August 20, 1989 vs. Chicago by Kevin Bass.
- Six RBI in Game by an Astro:** September 14, 1989 at Los Angeles by Craig Biggio.
- Seven RBI in Game by an Astro:** August 29, 1989 at Chicago by Rafael Ramirez.

# ASTROS ALL-TIME TOP TEN BATTING CHARTS

## Single Season Games

162	Enos Cabell	1978
162	Bill Doran	1967
161	Rusty Staub	1968
161	Ken Caminiti	1989
161	Cesar Cedeño	1971
160	Joe Morgan	1971
160	Cesar Cedeño	1974
160	Jose Cruz	1980
160	Jose Cruz	1983
160	Jose Cruz	1984

## Career Games

1870	Jose Cruz	1975-87
1512	Cesar Cedeño	1970-81
1479	Terry Puhl	1977-89
1426	Jimmy Wynn	1963-73
1381	Bob Watson	1966-79
1178	Doug Rader	1967-75
1170	Craig Reynolds	1979-89
1069	Denny Walling	1975-88
1067	Enos Cabell	1975-80, 84-85
1056	Bill Doran	1962-89

## Single Season At-Bats

660	Enos Cabell	1978
641	Roger Metzger	1972
625	Enos Cabell	1977
625	Bill Doran	1987
619	Dickie Thon	1983
612	Jose Cruz	1980
611	Cesar Cedeño	1971
610	Cesar Cedeño	1974
609	Ray Knight	1982
604	Enos Cabell	1980

## Career At-Bats

6629	Jose Cruz	1975-87
5732	Cesar Cedeño	1970-81
5063	Jimmy Wynn	1963-73
4883	Bob Watson	1966-79
4796	Terry Puhl	1977-89
4232	Doug Rader	1967-75
4005	Enos Cabell	1975-80, 84-85
3920	Bill Doran	1962-89
3729	Joe Morgan	1963-71, 80
3678	Roger Metzger	1971-78

## Single Season Runs Scored

117	Jimmy Wynn	1972
113	Jimmy Wynn	1969
103	Cesar Cedeño	1972
102	Jimmy Wynn	1967
102	Joe Morgan	1970
101	Enos Cabell	1977
100	Joe Morgan	1965
97	Bob Watson	1973
96	Jose Cruz	1984
96	Billy Hatcher	1987

## Career Runs Scored

890	Cesar Cedeño	1970-81
870	Jose Cruz	1975-87
829	Jimmy Wynn	1963-73
671	Terry Puhl	1977-89
640	Bob Watson	1966-79
597	Joe Morgan	1963-71, 80
562	Bill Doran	1982-89
522	Enos Cabell	1975-80, 84-85
520	Doug Rader	1967-75
407	Roger Metzger	1971-78

## Single Season Hits

195	Enos Cabell	1978
189	Jose Cruz	1983
187	Jose Cruz	1984
185	Greg Gross	1974
185	Jose Cruz	1980
184	Kevin Bass	1986
183	Bob Watson	1976
182	Rusty Staub	1967
179	Cesar Cedeño	1972
179	Bob Watson	1973
179	Ray Knight	1982

## Career Hits

1937	Jose Cruz	1975-1987
1659	Cesar Cedeño	1970-81
1448	Bob Watson	1966-79
1345	Terry Puhl	1977-89
1291	Jimmy Wynn	1963-73
1124	Enos Cabell	1975-80, 84-85
1060	Doug Rader	1967-75
1040	Bill Doran	1982-89
972	Joe Morgan	1963-71, 80
925	Bob Aspromonte	1962-68

## Single Season Doubles

44	Rusty Staub	1967
40	Cesar Cedeño	1971
39	Cesar Cedeño	1972
38	Bob Watson	1977
37	Rusty Staub	1968
36	Enos Cabell	1977
36	Cesar Cedeño	1977
36	Ray Knight	1982
36	Ray Knight	1983
35	Cesar Cedeño	1973
35	Glenn Davis	1987

## Career Doubles

343	Cesar Cedeño	1970-81
335	Jose Cruz	1975-87
241	Bob Watson	1966-79
228	Jimmy Wynn	1963-73
225	Terry Puhl	1977-89
197	Doug Rader	1967-75
175	Enos Cabell	1975-80, 84-85
161	Kevin Bass	1982-89
159	Bill Doran	1982-89
156	Rusty Staub	1963-68

## Single Season Triples

14	Roger Metzger	1973
13	Jose Cruz	1984
12	Joe Morgan	1965
12	Craig Reynolds	1981
11	Joe Morgan	1967
11	Roger Metzger	1971
11	Joe Morgan	1971
11	Omar Moreno	1983
11	Bill Doran	1984
11	Craig Reynolds	1984

## Career Triples

80	Jose Cruz	1975-87
63	Joe Morgan	1963-71, 80
62	Roger Metzger	1971-78
56	Terry Puhl	1977-89
55	Cesar Cedeño	1970-81
55	Craig Reynolds	1979-89
45	Enos Cabell	1975-80, 84-85
33	Bill Doran	1982-89
32	Jimmy Wynn	1963-73
30	Doug Rader	1967-75
30	Bob Watson	1966-79
30	Phil Garner	1981-87
30	Denny Walling	1975-88

## Single Season Home Runs

37	Jimmy Wynn	1967
34	Glenn Davis	1989
33	Jimmy Wynn	1969
31	Glenn Davis	1986
30	Glenn Davis	1988
29	Lee May	1972
28	Lee May	1973
27	Jimmy Wynn	1970
27	Glenn Davis	1987
26	Jimmy Wynn	1968
26	Cesar Cedeño	1974

## Career Home Runs

223	Jimmy Wynn	1963-73
163	Cesar Cedeño	1970-81
144	Glenn Davis	1984-89
139	Bob Watson	1966-79
138	Jose Cruz	1975-87
128	Doug Rader	1967-75
81	Lee May	1972-74
78	Kevin Bass	1982-89
72	Joe Morgan	1963-71, 80
69	Alan Ashby	1979-89

**Single Season Runs Batted In**

110	Bob Watson	1977
107	Jimmy Wynn	1967
105	Lee May	1973
102	Cesar Cedeno	1974
102	Bob Watson	1976
101	Glenn Davis	1986
99	Glenn Davis	1988
98	Lee May	1972
95	Jose Cruz	1984
94	Bob Watson	1973

**Single Season Extra Base Hits**

69	Jimmy Wynn	1967
69	Cesar Cedeno	1972
66	Bob Watson	1977
66	Glenn Davis	1986
64	Glenn Davis	1987
62	Lee May	1972
62	Cesar Cedeno	1973
61	Jimmy Wynn	1970
61	Glenn Davis	1989
60	Cesar Cedeno	1974

**Single Season Batting Average**

.333	Rusty Staub	1967
.324	Bob Watson	1975
.320	Cesar Cedeno	1972
.320	Cesar Cedeno	1973
.318	Jose Cruz	1983
.315	Jose Cruz	1978
.314	Greg Gross	1974
.313	Bob Watson	1976
.312	Bob Watson	1972
.312	Bob Watson	1973
.312	Jose Cruz	1984

**Single Season Stolen Bases**

65	Gerald Young	1988
61	Cesar Cedeno	1977
58	Cesar Cedeno	1976
57	Cesar Cedeno	1974
56	Cesar Cedeno	1973
55	Cesar Cedeno	1972
53	Billy Hatcher	1987
50	Cesar Cedeno	1975
49	Sonny Jackson	1966
49	Joe Morgan	1969

**Single Season Walks**

148	Jimmy Wynn	1969
106	Jimmy Wynn	1970
103	Jimmy Wynn	1972
102	Joe Morgan	1970
97	Joe Morgan	1965
93	Joe Morgan	1980
91	Jimmy Wynn	1973
90	Jimmy Wynn	1968
89	Joe Morgan	1966
88	Joe Morgan	1971

**Single Season Strikeouts**

145	Lee May	1972
142	Jimmy Wynn	1969
137	Jimmy Wynn	1967
131	Jimmy Wynn	1968
131	Doug Rader	1974
128	Howie Goss	1963
126	Jimmy Wynn	1965
123	Glenn Davis	1989
122	Lee May	1973
121	Doug Rader	1972

**Single Season Total Bases**

300	Cesar Cedeno	1972
294	Jimmy Wynn	1967
287	Kevin Bass	1986
286	Glenn Davis	1989
283	Dickie Thon	1983
283	Glenn Davis	1986
282	Cesar Cedeno	1973
277	Jose Cruz	1984
276	Bob Watson	1977
275	Jose Cruz	1977, 83

**Single Season Slugging**

.537	Cesar Cedeno	1972
.537	Cesar Cedeno	1973
.507	Jimmy Wynn	1969
.498	Bob Watson	1977
.495	Jimmy Wynn	1967
.495	Bob Watson	1975
.493	Jimmy Wynn	1970
.493	Glenn Davis	1986
.492	Glenn Davis	1989
.486	Kevin Bass	1986

**Career Runs Batted In**

942	Jose Cruz	1975-87
782	Bob Watson	1966-79
778	Cesar Cedeno	1970-81
719	Jimmy Wynn	1963-73
600	Doug Rader	1967-75
454	Glenn Davis	1984-89
424	Terry Puhl	1977-89
405	Enos Cabell	1975-80, 84-85
396	Kevin Bass	1982-89
388	Alan Ashby	1979-89

**Career Extra Base Hits**

561	Cesar Cedeno	1970-81
553	Jose Cruz	1975-87
483	Jimmy Wynn	1963-73
410	Bob Watson	1966-79
355	Doug Rader	1967-75
343	Terry Puhl	1977-89
288	Joe Morgan	1963-71, 80
285	Glenn Davis	1984-89
268	Kevin Bass	1982-89
265	Enos Cabell	1975-80, 84-85

**Career Batting Average**

.297	Bob Watson	1966-79
.292	Jose Cruz	1975-87
.289	Cesar Cedeno	1970-81
.282	Jesus Alou	1969-73, 78-79
.281	Enos Cabell	1975-80, 84-85
.280	Terry Puhl	1977-89
.277	Denny Walling	1977-88
.276	Kevin Bass	1982-89
.274	Lee May	1972-74
.273	Rusty Staub	1963-88

**Career Stolen Bases**

487	Cesar Cedeno	1970-81
288	Jose Cruz	1975-87
219	Joe Morgan	1963-71, 80
216	Terry Puhl	1977-89
191	Enos Cabell	1975-80, 84-85
180	Jimmy Wynn	1963-73
173	Bill Doran	1982-89
145	Billy Hatcher	1986-89
125	Gerald Young	1987-89
111	Kevin Bass	1982-89

**Career Walks**

847	Jimmy Wynn	1963-73
730	Jose Cruz	1975-87
678	Joe Morgan	1963-71, 80
534	Cesar Cedeno	1970-81
513	Bill Doran	1982-89
508	Bob Watson	1966-79
505	Terry Puhl	1977-89
402	Doug Rader	1967-75
333	Alan Ashby	1979-89
323	Rusty Staub	1963-68

**Career Strikeouts**

1088	Jimmy Wynn	1963-73
848	Doug Rader	1967-75
841	Jose Cruz	1975-87
735	Cesar Cedeno	1970-81
612	Bob Watson	1966-79
498	Terry Puhl	1977-89
481	Enos Cabell	1975-80, 84-85
460	Bill Doran	1982-89
436	Glenn Davis	1984-89
435	Alan Ashby	1979-89

**Career Total Bases**

2746	Jose Cruz	1975-87
2601	Cesar Cedeno	1970-81
2252	Jimmy Wynn	1963-73
2166	Bob Watson	1966-79
1865	Terry Puhl	1977-89
1701	Doug Rader	1967-75
1524	Enos Cabell	1975-80, 84-85
1467	Joe Morgan	1963-71, 80
1315	Kevin Bass	1982-89
1292	Glenn Davis	1984-89

**Career Slugging**

.478	Glenn Davis	1984-89
.471	Lee May	1972-74
.454	Cesar Cedeno	1970-81
.445	Jimmy Wynn	1963-73
.444	Bob Watson	1966-79
.422	Kevin Bass	1982-89
.414	Jose Cruz	1975-87
.403	Denny Walling	1977-88
.402	Doug Rader	1967-75
.400	Dickie Thon	1981-87

Single Season Batting and Slugging based on minimum 502 plate appearances  
 Career Batting and Slugging based on minimum 500 games played



# ASTROS ALL-TIME TOP TEN PITCHING CHARTS

\*Left Hander

## Single Season Appearances

75	*Juan Agosto	1988
71	*Juan Agosto	1989
70	Ken Forsch	1974
68	Danny Darwin	1989
67	Larry Andersen	1987
64	*Joe Sambito	1980
64	Dave Smith	1985
63	Fred Gladding	1970
63	*Joe Sambito	1979
62	Claude Raymond	1966
62	*Joe Sambito	1978

## Career Appearances

514	Dave Smith	1980-89
421	Ken Forsch	1970-80
397	Joe Niekro	1975-85
353	*Joe Sambito	1976-82,84
345	Larry Dierker	1964-76
284	*Bob Knepper	1981-89
282	Nolan Ryan	1980-88
280	Jim Ray	1965-73
268	Don Wilson	1966-74
238	J.R. Richard	1971-81

## Single Season Games Started

40	*Jerry Reuss	1973
39	J.R. Richard	1976
38	Joe Niekro	1979
38	J.R. Richard	1979
38	Joe Niekro	1984
38	*Bob Knepper	1986
37	Larry Dierker	1969
37	*Denny Lemaster	1969
37	*Bob Knepper	1985
37	Mike Scott	1986

## Career Games Started

320	Larry Dierker	1964-76
301	Joe Niekro	1975-85
282	Nolan Ryan	1980-88
267	*Bob Knepper	1981-89
245	Don Wilson	1966-74
225	Mike Scott	1983-89
221	J.R. Richard	1971-81
153	Ken Forsch	1970-80
138	Bob Bruce	1962-65
132	Dick Farrell	1962-67

## Single Season Complete Games

20	Larry Dierker	1969
19	J.R. Richard	1979
18	Don Wilson	1971
17	Larry Dierker	1970
16	*Mike Cuellar	1967
16	J.R. Richard	1978
16	Joe Niekro	1982
14	Larry Dierker	1975
14	J.R. Richard	1976
13	Don Wilson	1969
13	Don Wilson	1972
13	J.R. Richard	1977

## Career Complete Games

106	Larry Dierker	1964-76
82	Joe Niekro	1975-85
78	Don Wilson	1966-74
76	J.R. Richard	1971-81
41	Dick Farrell	1962-67
41	*Bob Knepper	1981-89
38	*Mike Cuellar	1965-68
38	Nolan Ryan	1980-88
38	Mike Scott	1983-89
36	Ken Forsch	1970-80

## Single Season Innings Pitched

305	Larry Dierker	1969
292	J.R. Richard	1979
291	J.R. Richard	1976
279	*Jerry Reuss	1973
275.1	Mike Scott	1986
275	J.R. Richard	1978
270	Larry Dierker	1970
270	Joe Niekro	1982
268	Don Wilson	1971
267	J.R. Richard	1977

## Career Innings Pitched

2295	Larry Dierker	1964-76
2270	Joe Niekro	1975-85
1855	Nolan Ryan	1980-88
1749	Don Wilson	1966-74
1738.1	*Bob Knepper	1981-89
1606	J.R. Richard	1971-81
1492	Ken Forsch	1970-80
1491.1	Mike Scott	1983-89
1015	Dick Farrell	1962-67
913	Dave Giusti	1962,64-68

## Single Season Victories

21	Joe Niekro	1979
20	Larry Dierker	1969
20	J.R. Richard	1976
20	Joe Niekro	1980
20	Mike Scott	1989
18	J.R. Richard	1977
18	J.R. Richard	1978
18	J.R. Richard	1979
18	Mike Scott	1985
18	Mike Scott	1986

## Career Victories

144	Joe Niekro	1975-85
137	Larry Dierker	1964-76
107	J.R. Richard	1971-81
106	Nolan Ryan	1980-88
104	Don Wilson	1966-74
101	Mike Scott	1983-89
93	*Bob Knepper	1981-89
78	Ken Forsch	1970-80
53	Dick Farrell	1962-67
49	*Jim Deshaies	1985-89

## Single Season Defeats

20	Dick Farrell	1962
18	Bob Bruce	1965
17	Ken Johnson	1983
17	*Denny Lemaster	1969
17	*Bob Knepper	1987
16	Ken Johnson	1962
16	*Hal Woodeshick	1962
16	Ken Johnson	1964
16	Don Wilson	1968
16	Jack Billingham	1971
16	Don Wilson	1973
16	Larry Dierker	1975
16	Nolan Ryan	1987

## Career Defeats

117	Larry Dierker	1964-76
116	Joe Niekro	1975-85
100	*Bob Knepper	1981-89
94	Nolan Ryan	1980-88
92	Don Wilson	1966-74
81	Ken Forsch	1970-80
71	J.R. Richard	1971-81
66	Mike Scott	1983-89
64	Dick Farrell	1962-67
60	Tom Griffin	1969-76

## Single Season Walks

151	J.R. Richard	1976
141	J.R. Richard	1978
138	J.R. Richard	1975
117	*Jerry Reuss	1973
109	Nolan Ryan	1982
107	Joe Niekro	1979
104	J.R. Richard	1977
101	Joe Niekro	1983
101	Nolan Ryan	1983
100	Don Wilson	1974

## Career Walks

818	Joe Niekro	1975-85
796	Nolan Ryan	1980-88
770	J.R. Richard	1971-81
695	Larry Dierker	1964-76
640	Don Wilson	1966-74
521	*Bob Knepper	1981-89
441	Tom Griffin	1969-76
435	Mike Scott	1983-89
428	Ken Forsch	1970-80
361	Joaquin Andujar	1976-81,88

**Single Season Strikeouts**

313	J.R. Richard	1979
306	Mike Scott	1986
303	J.R. Richard	1978
270	Nolan Ryan	1987
245	Nolan Ryan	1982
235	Don Wilson	1969
233	Mike Scott	1987
232	Larry Dierker	1969
228	Nolan Ryan	1988
214	J.R. Richard	1976-77

**Single Season Hits**

271	*Jerry Reuss	1973
268	Joe Niekro	1980
264	*Dave A. Roberts	1973
263	Larry Dierker	1970
253	*Bob Knepper	1985
241	Bob Bruce	1965
240	Larry Dierker	1969
238	Joe Niekro	1983
237	Mark Lemongello	1977
233	*Mike Cuellar	1967

**Single Season Runs**

124	Larry Dierker	1970
123	*Jerry Reuss	1973
119	Don Wilson	1969
119	Joe Niekro	1980
119	*Bob Knepper	1985
118	*Bob Knepper	1987
115	Joe Niekro	1983
114	Dave Giusti	1967
112	Dave Giusti	1966
109	Larry Dierker	1975

**Single Season Earned Runs**

116	Larry Dierker	1970
116	*Jerry Reuss	1973
104	*Bob Knepper	1987
103	Dave Giusti	1967
103	Larry Dierker	1975
102	Joe Niekro	1983
101	Joe Niekro	1980
100	Don Wilson	1969
99	J.R. Richard	1975
98	Dave Giusti	1966
98	Nolan Ryan	1985

**Single Season Home Runs**

31	Larry Dierker	1970
26	*Bob Knepper	1984
26	*Bob Knepper	1987
24	Larry Dierker	1975
23	Dick Farrell	1966
23	Dave Giusti	1966
23	Mike Scott	1989
22	Bob Bruce	1965
22	*Denny Lemaster	1970
22	*Jim Deshaies	1987

**Single Season Shutouts**

6	*Dave A. Roberts	1973
5	Joe Niekro	1979
5	*Bob Knepper	1981
5	Joe Niekro	1982
5	Mike Scott	1986
5	*Bob Knepper	1986
5	Mike Scott	1988
4	Bob Bruce	1964
4	Dave Giusti	1966
4	Larry Dierker	1969
4	Don Wilson	1974
4	Joaquin Andujar	1976
4	Larry Dierker	1976
4	J.R. Richard	1979
4	J.R. Richard	1980

**Single Season Saves**

33	Dave Smith	1986
29	Fred Gladding	1969
27	Dave Smith	1985
27	Dave Smith	1988
25	Dave Smith	1989
24	Dave Smith	1987
22	*Hal Woodeshick	1964
22	*Joe Sambito	1979
20	*Frank DiPino	1983
19	Ken Forsch	1976

**Single Season Earned Run Average**

2.22	*Mike Cuellar	1966
2.22	Mike Scott	1986
2.33	Larry Dierker	1969
2.45	Don Wilson	1971
2.47	Joe Niekro	1982
2.54	Ken Forsch	1971
2.65	Ken Johnson	1963
2.68	Don Wilson	1972
2.71	J.R. Richard	1979
2.74	*Mike Cuellar	1968

Season ERA based on 162 innings pitched.

**Career Strikeouts**

1866	Nolan Ryan	1980-88
1493	J.R. Richard	1971-81
1487	Larry Dierker	1964-76
1283	Don Wilson	1966-74
1194	Mike Scott	1983-89
1178	Joe Niekro	1975-85
946	*Bob Knepper	1981-89
815	Ken Forsch	1970-80
694	Dick Farrell	1962-67
652	Tom Griffin	1969-76

**Career Hits**

2090	Larry Dierker	1964-76
2052	Joe Niekro	1975-85
1748	*Bob Knepper	1981-89
1480	Don Wilson	1966-74
1441	Nolan Ryan	1980-88
1434	Ken Forsch	1970-80
1239	Mike Scott	1983-89
1227	J.R. Richard	1971-81
947	Dick Farrell	1962-67
918	Bob Bruce	1962-66

**Career Runs**

934	Joe Niekro	1975-85
927	Larry Dierker	1964-76
812	*Bob Knepper	1981-89
739	Nolan Ryan	1980-88
698	Don Wilson	1966-74
625	J.R. Richard	1971-81
587	Ken Forsch	1970-80
582	Mike Scott	1983-89
447	Dave Giusti	1962, 64-68
442	Tom Griffin	1969-76

**Career Earned Runs**

837	Larry Dierker	1964-76
811	Joe Niekro	1975-85
706	*Bob Knepper	1981-89
645	Nolan Ryan	1980-88
611	Don Wilson	1966-74
562	J.R. Richard	1971-81
528	Ken Forsch	1970-80
528	Mike Scott	1983-89
408	Dave Giusti	1962, 64-68
403	Tom Griffin	1969-76

**Career Home Runs**

177	Larry Dierker	1964-76
148	*Bob Knepper	1981-89
139	Joe Niekro	1975-85
128	Nolan Ryan	1980-88
117	Don Wilson	1966-74
115	Mike Scott	1983-89
95	Dick Farrell	1962-67
82	Ken Forsch	1970-80
79	Dave Giusti	1962, 64-68
73	*Jim Deshaies	1985-89

**Career Shutouts**

25	Larry Dierker	1964-76
21	Joe Niekro	1975-85
20	Don Wilson	1966-74
19	J.R. Richard	1971-81
19	Mike Scott	1983-89
18	*Bob Knepper	1981-89
13	Nolan Ryan	1980-88
11	*Dave A. Roberts	1972-75
9	Ken Forsch	1970-80
9	Tom Griffin	1969-76

**Career Saves**

176	Dave Smith	1980-89
76	Fred Gladding	1968-73
72	*Joe Sambito	1976-82
50	Ken Forsch	1970-80
43	*Frank DiPino	1980-86
31	*Hal Woodeshick	1962-65
26	Frank LaCorte	1979-83
23	Jim Ray	1965-73
22	Claude Raymond	1964-67
21	Bill Dawley	1983-85

**Career Earned Run Average**

2.42	*Joe Sambito	1976-82, 84
2.54	Dave Smith	1980-89
2.74	*Mike Cuellar	1965-68
3.13	Nolan Ryan	1980-88
3.14	Don Wilson	1966-74
3.15	J.R. Richard	1971-81
3.18	Ken Forsch	1970-80
3.19	Mike Scott	1983-89
3.22	Joe Niekro	1975-85
3.28	Larry Dierker	1964-76

Career ERA based on 400 innings pitched.

# BATTING LEADERS YEAR-BY-YEAR

BATTING AVG.			HITS		HOME RUNS		RBI	
1962	Mejias	.286	Mejias	162	Mejias	24	Mejias	76
1963	Spangler	.281	Warwick	134	Bateman	10	Bateman	59
1964	Aspromonte	.280	Aspromonte	155	Bond	20	Bond	85
1965	Wynn	.275	Morgan	163	Wynn	22	Wynn	73
1966	Jackson	.292	Jackson	174	Wynn	18	Bateman	70
1967	Staub	.333*	Staub	182	Wynn	37*	Wynn	107
1968	Staub	.291	Staub	172	Wynn	26	Staub	72
1969	Menke	.269	Menke	149	Wynn	33	Menke	90
1970	Menke	.304	Menke	171	Wynn	27	Menke	92
1971	Cedeno	.264	Cedeno	161	Morgan	13	Cedeno	81
1972	Cedeno	.320	Cedeno	179	May	29	May	98
1973	Cedeno	.320	Watson	179	May	28	May	105
1974	Gross	.314	Gross	185	Cedeno	26	Cedeno	102
1975	Watson	.324	Watson	157	Johnson	20	Watson	85
1976	Watson	.313	Watson	183	Cedeno	18	Watson	102
1977	Cruz	.299	Cabell	176	Watson	22	Watson	110*
1978	Cruz	.315	Cabell	195*	Watson	14	Cruz	83
1979	Cruz	.289	Puhl	172	Cruz	9	Cruz	72
1980	Cedeno	.309	Cruz	185	Puhl	13	Cruz	91
1981	Howe	.296	Cruz	109	Cruz	13	Cruz	55
1982	Knight	.294	Knight	179	Garner	13	Garner	83
1983	Cruz	.318	Cruz	189	Thor	20	Cruz	92
1984	Cruz	.312	Cruz	187	Cruz	12	Cruz	95
1985	Cruz	.300	Doran	166	Davis	20	Cruz	79
1986	Bass	.311	Bass	184	Davis	31	Davis	101
1987	Hatcher	.296	Doran	177	Davis	27	Davis	93
1988	Ramirez	.276	Ramirez	156	Davis	30	Davis	99
1989	Davis	.289	Davis	156	Davis	34	Davis	89

\*denotes club record

# TEAM BATTING YEAR-BY-YEAR

Year	AVG.	AB	R	H	2B	3B	HR	RBI	S-SF	BB-I	SO	SB-CS	E
1962	.248	5558	592	1370	170	47	105	549	75-34	493-38	805	42-30	173
1962	.248	5558	592	1370	170	47	105	549	75-34	493-38	805	42-30	173
1963	.220	5384	464	1184	170	39	62	420	86-27	456-39	938	39-30	162
1964	.229	5303	495	1214	162	41	70	452	87-39	381-44	872	40-48	149
1965	.237	5483	569	1299	188	42	97	523	57-34	502-46	877	90-37	166
1966	.255	5511	612	1405	203	35	112	570	97-37	491-61	885	90-47	174
1967	.249	5506	626	1372	259	46	93	581	65-43	537-88	934	88-38	159
1968	.231	5336	510	1233	205	28	66	473	97-34	479-81	988	44-51	156
1969	.240	5348	676	1284	208	40	104	618	68-40	699-70	972	101-58	153
1970	.259	5574	744	1446	250	47	129	694	63-43	598-81	911	114-41	140
1971	.240	5492	585	1319	230	52	71	547	65-41	481-40	888	101-51	106
1972	.258	5268	708	1360	233	38	134	661	62-51	525-67	915	109-47	117
1973	.251	5532	681	1391	216	35	134	634	83-36	469-72	662	92-47	116
1974	.263	5489	653	1441	222	41	110	603	83-48	471-49	864	108-65	113
1975	.254	5515	664	1401	218	54	85	606	97-44	523-71	762	133-62	137
1976	.256	5464	625	1401	195	50	66	571	57-39	530-54	719	150-57	140
1977	.254	5530	680	1405	263	60	114	638	76-39	515-60	839	187-72	142
1978	.256	5458	603	1408	231	45	70	557	76-44	434-67	734	178-59	133
1979	.256	5394	583	1382	224	52	49	542	109-43	461-75	745	190-95	138
1980	.261	5566	637	1455	231	67	75	599	89-45	540-73	755	194-74	140
1981	.257	3693	394	984	160	35	45	369	79-35	340-49	488	81-43	87
1982	.247	5440	569	1342	236	48	74	533	68-46	435-67	830	140-61	136
1983	.257	5502	643	1412	239	60	97	615	81-54	517-71	869	164-95	147
1984	.264	5548	693	1465	222	67	79	640	87-55	494-57	837	105-61	133
1985	.261	5582	706	1457	261	42	121	665	66-44	477-63	873	96-56	159
1986	.255	5441	654	1388	244	32	125	613	53-41	536-78	916	163-75	130
1987	.253	5485	648	1386	238	28	122	603	58-50	526-52	936	162-46	116
1988	.244	5494	617	1338	239	31	96	575	77-44	474-67	840	198-71	138
1989	.239	5516	647	1316	239	28	97	598	83-44	530-62	860	144-62	142

# PITCHING LEADERS YEAR-BY-YEAR

WINS			LOSSES		INNINGS PITCHED		ERA	
1962	Farrell	10	Farrell	20*	Farrell	241.2	Farrell	3.01
	Bruce	10						
1963	Farrell	14	Johnson	17	Johnson	223.2	Johnson	2.65
1964	Bruce	15	Johnson	16	Johnson	218.0	Bruce	2.76
1965	Farrell	11	Bruce	18	Bruce	229.2	Farrell	3.50
1966	Giusti	15	Giusti	14	Cuellar	227.1	Cuellar	2.22*
1967	Cuellar	18	Giusti	15	Cuellar	246.0	Wilson	2.79
1968	Wilson	13	Wilson	16	Giusti	251.0	Cuellar	2.74
1969	Dierker	20	Lemaster	17	Dierker	305.0*	Dierker	2.33
1970	Dierker	16	Griffin	13	Dierker	270.0	Dierker	3.87
1971	Wilson	16	Billingham	16	Wilson	268.0	Wilson	2.45
1972	Dierker	15	Reuss	13	Wilson	228.1	Wilson	2.68
	Wilson	15						
1973	Roberts	17	Wilson	16	Reuss	279.0	Roberts	2.86
1974	Griffin	14	Wilson	13	Dierker	223.1	Dierker	2.89
1975	Dierker	14	Dierker	16	Dierker	232.0	Dierker	4.00
1976	Richard	20	Richard	15	Richard	291.0	Richard	2.75
1977	Richard	18	Lemongello	14	Richard	267.0	Richard	2.97
1978	Richard	18	Lemongello	14	Richard	275.1	Richard	3.11
			Niekro	14				
1979	Niekro	21*	Richard	13	Richard	292.1	Richard	2.71
1980	Niekro	20	Forsch	13	Niekro	256.0	Forsch	3.20
1981	Ryan	11	Niekro	9	Niekro	166.0	Ryan	1.69
	Sutton	11	Sutton	9				
1982	Niekro	17	Knepper	15	Niekro	270.0	Niekro	2.47
1983	Niekro	15	Niekro	14	Niekro	263.2	Ryan	2.98
1984	Niekro	16	Niekro	12	Niekro	248.1	Niekro	3.04
							Ryan	3.04
1985	Scott	18	Knepper	13	Knepper	241.0	Scott	3.29
1986	Scott	18	Knepper	12	Scott	275.1	Scott	2.22*
1987	Scott	16	Knepper	17	Scott	247.2	Ryan	2.76
1988	Scott	14	Deshaies	14	Ryan	220.0	Scott	2.92
	Knepper	14						
1989	Scott	20	Clancy	14	Scott	229.0	Deshaies	2.91

\*denotes club record

# TEAM PITCHING YEAR-BY-YEAR

Year	W-L	ERA	G	GS	CG	SHO	SV	IP	H	R	ER	HR	HB	BB-I	SO
1962	64-96	3.83	160	160	34	9	NA	1453.2	1446	717	618	113	37	471-19	1047
1963	66-96	3.44	162	162	36	16	NA	1450.1	1341	640	554	95	35	378-23	937
1964	66-96	3.41	162	162	30	9	29	1428.0	1421	628	541	105	28	353-53	852
1965	65-97	3.84	162	162	29	7	20	1461.1	1459	711	624	123	40	388-68	931
1966	72-90	3.76	162	162	34	13	21	1443.2	1468	695	603	130	34	391-44	929
1967	69-93	4.03	162	162	35	8	17	1445.2	1444	742	647	120	43	485-47	1060
1968	72-90	3.26	162	162	50	12	17	1447.0	1362	588	524	68	36	479-85	1021
1969	81-81	3.60	162	162	52	11	34	1436.0	1347	668	574	111	35	547-65	1221
1970	79-83	4.23	162	162	36	6	35	1456.0	1491	763	685	131	41	577-45	942
1971	79-83	3.13	162	162	43	10	25	1471.1	1318	567	512	75	60	476-51	914
1972	84-69	3.78	153	153	38	14	31	1358.0	1339	639	581	114	38	498-31	972
1973	82-80	3.78	162	162	45	14	25	1460.2	1389	672	662	111	29	575-64	907
1974	81-81	3.46	162	162	36	15	18	1450.2	1396	632	558	84	37	601-56	738
1975	64-97	4.03	161	161	39	6	25	1458.0	1436	711	653	106	38	679-43	839
1976	80-82	3.56	162	162	42	17	29	1444.1	1349	657	571	82	25	662-43	780
1977	81-81	3.54	162	162	37	11	28	1465.2	1384	650	576	110	25	545-33	871
1978	74-88	3.63	162	162	48	17	23	1440.1	1328	634	581	86	31	578-54	930
1979	89-73	3.19	162	162	55	19	31	1447.2	1278	582	514	90	24	504-24	854
1980	93-70	3.10	163	163	31	18	41	1482.2	1367	589	511	69	25	466-26	929
1981	61-49	2.66	110	110	25	19	25	990.0	842	331	293	40	11	300-24	610
1982	77-85	3.42	162	162	37	16	31	1446.2	1338	620	549	87	33	479-40	899
1983	85-77	3.45	162	162	22	14	48	1466.1	1276	646	562	94	27	570-49	904
1984	80-82	3.32	162	162	24	13	29	1449.1	1350	630	534	91	17	502-58	950
1985	83-79	3.66	162	162	17	9	42	1458.0	1393	691	593	119	25	543-50	909
1986	96-66	3.15	162	162	18	19	51	1456.1	1203	569	509	116	23	523-60	1160
1987	76-86	3.84	162	162	13	13	33	1441.1	1363	678	615	141	26	525-61	1137
1988	82-80	3.41	162	162	21	15	40	1474.2	1339	631	558	123	37	478-73	1049
1989	86-76	3.64	162	162	19	12	38	1479.1	1379	669	599	105	25	551-94	965

## HOUSTON TOP HITTING STREAKS ALL-TIME

Art Howe	23—1981	Cesar Cedeno	19—1976
Cesar Cedeno	22—1977	Jose Cruz	19—1983
Lee May	21—1973	Terry Puhl	18—1978
Dickie Thon	21—1982	Rusty Staub	17—1966
Rusty Staub	20—1967	Doug Rader	17—1970
Kevin Bass	20—1986	Bob Watson	17—1978
Bob Watson	19—1973	Terry Puhl	17—1977

## HITTING STREAKS THROUGH THE YEARS 10 or more games

- 1962—Roman Mejias 16; Joey Amalfitano, Norm Laker and Carl Warwick 12; Bob Lillis 11; Bob Aspromonte 10.
- 1963—Al Spangler 14.
- 1964—Walt Bond and Jerry Grote 11.
- 1965—Bob Aspromonte, Rusty Staub (twice) 12; Bob Aspromonte 11; Bob Aspromonte 10.
- 1966—Rusty Staub 17; Sonny Jackson 15; Bob Aspromonte 12; Sonny Jackson 11.
- 1967—Rusty Staub 20; Rusty Staub 14; Bob Aspromonte 12; Joe Morgan 11.
- 1968—Jim Wynn 16; Jose Herrera and Jim Wynn (twice) 11; Rusty Staub and Jim Wynn 10.
- 1969—Denis Menke 14; Jesus Alou 12; Joe Morgan and Denis Menke 11; Curt Blefary 10.
- 1970—Doug Rader 17; Cesar Cedeno 14; Denis Menke 11; Bob Watson 10.
- 1971—Joe Morgan 16; Jesus Alou and Cesar Cedeno 10.
- 1972—Cesar Cedeno 14; Tommy Helms 13; Lee May 12; John Edwards 10.
- 1973—Lee May 21; Bob Watson 19; Bob Gallagher 12; Cesar Cedeno and Roger Metzger 11; Tommy Helms and Bob Watson 10.
- 1974—Cesar Cedeno 13; Tommy Helms and Cesar Cedeno 11.
- 1975—Bob Watson 13; Greg Gross 11; Cesar Cedeno, Jose Cruz, Greg Gross and Wilbur Howard 10.
- 1976—Cesar Cedeno 19; Enos Cabell 10.
- 1977—Cesar Cedeno 22; Terry Puhl 17; Jose Cruz 13; Art Howe and Jose Cruz 11; Enos Cabell 10.
- 1978—Terry Puhl 18; Bob Watson 17; Enos Cabell 14; Art Howe and Terry Puhl 11; Bob Watson 10.
- 1979—Enos Cabell, Jose Cruz and Craig Reynolds 15; Rafael Landestoy 12; Jeff Leonard 10.
- 1980—Cesar Cedeno, Enos Cabell and Joe Morgan 11; Denny Walling and Enos Cabell 10.
- 1981—\*Art Howe 23; Tony Scott 12; Phil Garner and Terry Puhl 10.
- 1982—Dickie Thon 21; Ray Knight 16; Jose Cruz 14; Ray Knight 12 (twice); Ray Knight 11; Bill Doran 10.
- 1983—Jose Cruz 19; Jose Cruz, Ray Knight and Dickie Thon 12; Jose Cruz 10.
- 1984—Bill Doran 15; Craig Reynolds 14; Kevin Bass and Jose Cruz 12; Jerry Mumphy 11; Alan Ashby 10.
- 1985—Jose Cruz and Denny Walling 12; Bill Doran 11.
- 1986—Kevin Bass 20; Denny Walling 12; Bill Doran and Billy Hatcher 11.
- 1987—Billy Hatcher 16; Bill Doran 14; Gerald Young 11; Glenn Davis and Gerald Young 10.
- 1988—Rafael Ramirez and Gerald Young 12; Glenn Davis 11; Bill Doran and Billy Hatcher 10.
- 1989—Craig Biggio 12; Ken Caminiti 10; Rafael Ramirez 10 and Gerald Young 10.

\*Longest Houston hitting streak

# HOUSTON INDIVIDUAL GRAND SLAM HOME RUNS

Player	w/Hou.	Career	Player	w/Hou.	Career
Terry Puhl	3	3	Louie Meadows	1	1
Bill Doran	2	2	Craig Biggio	1	1
Rafael Ramirez	2	2	Glenn Wilson	0	1

Player	Date	Opponent	Site	Pitcher	Inning
Buddin	6-10-62	LA	Hou	Moeller	Sixth
Larker	6-20-62	SF	SF	Marichal	Third
Aspromonte	6-11-63	Chi	Hou	McDaniel	Tenth
Campbell	7-4-63	Cin	Hou	Jay	Eighth
Aspromonte	7-26-63	NY	Hou	Stallard	First
Aspromonte	6-11-64	Cin	Hou	Tsitouris	Fifth
Aspromonte	6-29-64	Phi	Hou	Mahaffey	First
Aspromonte	8-11-66	Chi	Chi	Roberts	Second
Aspromonte	8-26-66	Chi	Hou	Koonce	Ninth
Harrison	9-16-66	Phi	Hou	Short	Fourth
Miller	8-10-68	Pit	Hou	Face	Ninth
Torres	4-27-69	SF	SF	Sadecki	Second
Rader	5-27-69	Phi	Hou	Peraza	Ninth
Menke	7-30-69	NY	NY	Koonce	Ninth
Wynn	7-30-69	NY	NY	Taylor	Ninth
Rader	6-4-70	Mon	Hou	McGinn	First
Pepitone	6-10-70	NY	Hou	Ryan	Fourth
Menke	7-9-70	LA	Hou	Foster	First
Watson	9-7-70	SD	SD	Willis	Sixth
Watson	9-17-70	LA	LA	Brewer	Seventh
Rader	5-16-71	StL	Hou	Reuss	First
Cedeno	9-2-71	LA	Hou	Osteen	Fifth
Wynn	5-1-72	Pit	Pit	Blass	Fifth
L. May	5-6-73	NY	NY	Sadecki	Seventh
Helms	6-21-73	SD	SD	Corkins	Fourth
Cedeno	6-24-73	SF	SF	Moffitt	Seventh
L. May	7-4-73	Atl	Atl	Frisella	Eighth
Watson	8-20-73	Pit	Hou	Lamb	Fifth
* M. May	5-22-74	SD	Hou	Romo	Ninth
Cedeno	6-11-74	Phi	Hou	Ruthven	Seventh
* C. Johnson	6-15-75	StL	StL	Garman	Ninth
Watson	8-14-76	Pit	Hou	Candelaria	Sixth
Howe	8-15-77	Atl	All	Capra	First
Watson	9-4-77	Mon	Mon	Brown	First
Cedeno	8-26-80	StL	StL	Kaat	Fifth
Cruz	9-6-80	StL	Hou	Martin	Third
Puhl	5-22-82	NY	Hou	Allen	Ninth
Cruz	9-20-83	LA	LA	Hooton	Second
Cruz	8-22-84	Chi	Chi	Ruthven	Second
Reynolds	9-6-84	SF	SF	Laskey	First
Pankovits	5-29-85	Pit	Hou	Candelaria	Seventh
Bailey	6-11-85	SD	Hou	Lefferts	Sixth
Bailey	8-20-85	StL	StL	Horton	Third
Ashby	10-5-85	SD	SD	Wojna	Second
* Reynolds	4-12-86	Atl	Hou	Mahler	Sixth
Puhl	5-4-86	Mon	Mon	Smith	Third
Garner	6-14-86	SF	Hou	Robinson	Seventh
Bass	7-7-86	Mon	Mon	Schatzeder	Ninth
Hatcher	8-5-86	LA	LA	Powell	Ninth
Hatcher	6-3-87	Chi	Chi	Sutcliffe	Fourth
Ashby	6-10-87	SD	Hou	S. Davis	Fourth
Puhl	9-28-87	LA	Hou	Hershiser	Fifth
* Bass	4-10-88	Cin	Cin	Perry	Ninth
Ramirez	5-29-88	Chi	Chi	Capel	Sixth
Bell	7-14-88	Phi	Phi	Rawley	First
Doran	8-2-88	SF	SF	Bockus	Fourth
Meadows	6-4-89	LA	Hou	Belcher	Fifth
Doran	6-11-89	Atl	Hou	Puleo	Second
Bass	8-20-89	Chi	Hou	Williams	Ninth
Ramirez	8-29-89	Chi	Chi	Wilkins	Sixth
Biggio	9-14-89	LA	LA	Wetteland	Second
Bass	9-20-89	Atl	Atl	Eichhorn	Seventh

\* Pinch Hit

# OPPONENT GRAND SLAMS

Player	Date	Opponent	Site	Pitcher	Inning
Robinson	7-8-62	Cin	Cin	Bruce	Fifth
* E. Bailey	4-10-63	SF	Hou	McMahon	Eighth
Wiley	7-15-63	NY	NY	Johnson	Second
G. Oliver	8-28-63	Mil	Hou	Farrell	Eighth
Burton	8-31-63	Chi	Chi	Woodeshick	Ninth
Williams	5-1-64	Chi	Hou	Hoerner	First
Stargell	8-28-65	Pit	Pit	Dierker	First
White	8-3-66	Phi	Phi	Sembera	Fifth
Pavletich	6-11-67	Cin	Cin	Schneider	Ninth
Mays	6-13-67	SF	Hou	Latman	Tenth
Aaron	6-27-67	Atl	Atl	Blasingame	Third
T. Davis	7-19-67	NY	NY	Giusti	First
Lock	8-14-68	Phi	Phi	Lemaster	Third
* Hiatt	4-25-69	SF	SF	Schneider	Thirteenth
Allen	5-8-69	Phi	Phi	Griffin	Third
Clemente	6-11-69	Pit	Hou	Blasingame	Sixth
Burda	7-9-69	SF	SF	Guinn	Eighth
Hickman	8-23-69	Chi	Chi	Gladding	Seventh
Aaron	4-10-70	Atl	Hou	Griffin	Third
Santo	4-26-70	Chi	Chi	Dierker	Sixth
Allen	8-1-70	StL	Hou	DiLauro	Seventh
Webster	9-7-70	SD	SD	Forsch	Ninth
Marshall	5-11-71	NY	NY	Culver	Sixth
Simmons	5-10-72	StL	StL	Roberts	Third
Foster	5-31-72	Cin	Hou	Roberts	Third
* McRae	6-1-72	Cin	Hou	Reuss	Sixth
McCarver	6-2-73	StL	StL	Gladding	Eighth
Bonds	6-29-73	SF	Hou	Ray	Seventh
Boccabella	7-6-73	Mon	Mon	Crawford	Sixth
Cey	6-18-75	LA	LA	Griffin	First
Summers	8-23-75	Chi	Chi	York	Seventh
Yeager	9-27-75	LA	LA	Forsch	Third
Tolan	5-5-76	Phi	Phi	J. Niekro	Sixth
Murcer	5-25-76	SF	SF	Richard	Fifth
Paciorek	6-22-76	Atl	Atl	Cosgrove	Third
Morgan	9-6-76	Cin	Cin	Richard	Third
Robinson	7-28-77	Pit	Pit	Larson	Sixth
Carler	5-3-78	Mon	Mon	Richard	Third
Kingman	6-6-78	Chi	Chi	Zamora	Sixth
Foster	9-11-78	Cin	Cin	Sambito	Seventh
* Freed	5-1-79	StL	StL	Sambito	Eleventh
Garvey	9-28-79	LA	LA	Ruhle	Eighth
Knight	9-17-80	Cin	Cin	Niekro	Fourth
Schmidt	8-23-81	Phi	Phi	Knepper	Third
Sandberg	5-31-83	Chi	Chi	LaCorte	Sixth
Hubbard	6-20-83	Atl	Hou	LaCorte	Fifth
Lefebvre	7-20-83	Phi	Phi	Scott	First
Templeton	7-29-84	SD	SD	LaCoss	Sixth
L. Smith	8-31-84	StL	StL	Ryan	First
Wallach	7-6-85	Mon	Hou	Ryan	Fifth
Russell	7-22-85	Phi	Phi	Niekro	First
Concepcion	8-17-85	Cin	Hou	Niekro	First
Stillwell	4-17-87	Cin	Cin	Lopez	Fifth
* Nettles	5-2-87	Atl	Atl	Lopez	Sixth
James	5-2-87	Atl	Atl	Solano	Seventh
J.Clark	5-24-87	StL	Hou	Scott	First
Dawson	6-1-87	Chi	Chi	Solano	Eighth
Dayett	6-3-87	Chi	Chi	Knepper	First
Moreland	6-3-87	Chi	Chi	Solano	Sixth
Brenly	8-12-87	SF	SF	Scott	Seventh
Van Slyke	8-29-87	Pit	Pit	Andersen	Eighth
M. Williams	6-4-88	SF	SF	Ryan	Fifth
Esasky	6-14-88	Cin	Cin	Darwin	Fifth
C. James	7-16-88	Phi	Phi	Smith	Eighth
Scioscia	6-4-89	LA	Hou	Forsch	First
Templeton	9-11-89	SD	SD	Darwin	Sixth
* Pinch Hit					



## HOUSTON INSIDE-THE-PARK HOME RUNS ALL-TIME (22)

5-10-62	Roman Mejias vs. Don Drysdale (LA) at Houston
8-26-63	John Bateman vs. Hank Fischer (Mil) at Houston
7-4-64	Joe Gaines vs. Bob Friend (Pit) at Houston
6-12-66	Rusty Staub vs. Dick Ellsworth (Chi) at Houston
6-21-66	Sonny Jackson vs. Don Sutton (LA) at Houston
6-25-66	Sonny Jackson vs. Ray Washburn (StL) at Houston
8-19-66	Sonny Jackson vs. Milt Pappas (Cin) at Houston
7-30-67	Jimmy Wynn vs. Jack Fisher (NY) at Houston
5-30-69	Tom Griffin vs. Bob Moose (Pit) at Pittsburgh
8-4-69	Doug Rader vs. Ferguson Jenkins (Chi) at Houston
9-13-70	Joe Morgan vs. Rick Kester (Atl) at Houston
6-29-71	Cesar Cedeno vs. Phil Niekro (Atl) at Houston
9-2-71	Cesar Cedeno vs. Claude Osteen (LA) at Houston
7-18-72	Cesar Cedeno vs. Reggie Cleveland (StL) at Houston
8-31-74	Doug Rader vs. Jim Lonborg (Phi) at Philadelphia
5-10-77	Wilbur Howard vs. Mike Krukow (Chi) at Houston
6-20-79	Denny Walling vs. Craig Swan (NY) at Houston
8-14-79	Joaquin Andujar vs. Bill Lee (Mon) at Houston
8-25-82	Art Howe vs. Ed Lynch (NY) at Houston
7-3-83	Terry Puhl vs. Tom Niedenfuer (LA) at Houston
4-22-87	Bill Doran vs. David Palmer (Atl) at Houston
6-19-87	Bill Doran vs. Orel Hershisier (LA) at Houston

## OPPOSITION INSIDE-THE-PARK HOME RUNS VS. HOUSTON—ALL TIME (34)

6-23-62	Richie Ashburn vs. Dean Stone at New York
4-22-63	Bill White vs. Ken Johnson at St. Louis
4-21-64	Chico Ruiz (Cin) vs. Larry Yellen at Houston
9-1-64	Richie Allen vs. Dick Farrell at Philadelphia
6-7-64	Bill Mazeroski vs. Bob Bruce at Pittsburgh
5-23-65	Jim Hart vs. Ken Johnson at San Francisco
6-11-65	Johnny Callison vs. Jim Owens at Philadelphia
6-22-65	Tony Gonzalez vs. Bob Bruce at Philadelphia
5-14-66	Bill White vs. Larry Dierker at Philadelphia
8-1-66	Richie Allen vs. Jim Owens at Philadelphia
6-30-67	Wes Parker (LA) vs. Don Wilson at Houston
7-22-67	Manny Mota vs. Dan Schneider at Pittsburgh
9-20-68	Chico Cardenas vs. Larry Dierker at Cincinnati
4-17-69	Sonny Jackson (Atl) vs. Wade Blasingame at Houston
5-30-69	Bob Moose vs. Tom Griffin at Pittsburgh
6-10-69	Al Oliver (Pit) vs. Tom Griffin at Houston
7-1-69	Manny Mota vs. Denny Lemaster at Los Angeles
7-16-69	Willie Davis (LA) vs. Larry Dierker at Houston
5-3-70	Lou Brock vs. Tom Griffin at St. Louis
7-9-70	Willie Davis (LA) vs. Jack Billingham at Houston
8-8-70	Lee Pitlock vs. Wade Blasingame at San Francisco
8-14-70	Adolfo Phillips (Mon) vs. Ron Cook at Houston
5-30-72	Johnny Bench (Cin) vs. Don Wilson at Houston
7-9-72	Dal Maxvill vs. Larry Dierker at St. Louis
8-18-72	Larry Bowa vs. Dave Roberts at Philadelphia
8-30-72	Terry Harmon (Phi) vs. Jerry Reuss at Houston
5-12-74	Merv Rettenmund vs. Don Wilson at Cincinnati
8-1-74	Jose Cruz vs. Ken Forsch at St. Louis
9-8-79	Johnnie LeMaster (SF) vs. Joe Sambito at Houston
6-21-80	Omar Moreno (Pit) vs. Vern Ruhle at Houston
9-6-81	Andre Dawson vs. Joe Niekro at Montreal
9-1-84	Tom Nieto vs. Bob Knepper at St. Louis
5-22-85	Marvell Wynne vs. Bob Knepper at Pittsburgh
5-11-86	Bill Almon vs. Charley Kerfeld at Pittsburgh

## ASTROS HOME RUNS IN HOUSTON

Outfielder Jimmy Wynn owns the distinction of having hit the most home runs by a Houston player in Houston throughout the history of the franchise with a total of 97. Wynn hit 93 of his roundtrippers in the Astrodome (also a club record) and four in old Colt Stadium. And, speaking of old Colt Stadium, the record for Houston homers in that facility stands at 21 by Bob Aspromonte.

1. Jimmy Wynn . . . . .	97	6. Jose Cruz . . . . .	46
2. Glenn Davis . . . . .	68	7. Lee May . . . . .	41
3. Cesar Cedeño . . . . .	64	8. Kevin Bass . . . . .	34
4. Doug Rader . . . . .	63	9. Cliff Johnson . . . . .	29
5. Bob Watson . . . . .	49	10. Joe Morgan . . . . .	26

## ALL-TIME HOME RUN LEADERS VS. HOUSTON

Hank Aaron . . . . .	46	Johnny Bench . . . . .	34
Willie McCovey . . . . .	44	Ron Santo . . . . .	33
Willie Stargell . . . . .	43	Billy Williams . . . . .	32
Tony Perez . . . . .	39	Dale Murphy . . . . .	32
Mike Schmidt . . . . .	39	Richie Allen . . . . .	29
Willie Mays . . . . .	38	Ernie Banks . . . . .	26

## NATIONAL LEAGUE STATISTICAL LEADERS

BATTING	NO.	YEAR	PITCHING	NO.	YEAR
<b>HITS</b>			<b>EARNED RUN AVERAGE</b>		
Jose Cruz	189*	1983	J.R. Richard	2.71	1979
			Nolan Ryan	1.96	1981
<b>SINGLES</b>			Mike Scott	2.22	1986
Sonny Jackson	160	1966	Nolan Ryan	2.76	1987
<b>DOUBLES</b>			<b>SHUTOUTS</b>		
Rusty Staub	44	1967	Joe Niekro	5*	1979
Cesar Cedeño	40	1971	Mike Scott &		
Cesar Cedeño	39*	1972	Bob Knepper	5*	1986
<b>TRIPLES</b>			<b>STRIKEOUTS</b>		
Joe Morgan &			J.R. Richard	303	1978
Roger Metzger	11*	1971	J.R. Richard	313	1979
Roger Metzger	14	1973	Mike Scott	306	1986
Craig Reynolds	12*	1981	Nolan Ryan	270	1987
Dickie Thon	10	1982	Nolan Ryan	228	1988
<b>WALKS</b>			<b>VICTORIES</b>		
Joe Morgan	97	1965	Mike Scott	20	1989
Jimmy Wynn	148	1969			
Joe Morgan	93*	1980			
<b>STRIKEOUTS</b>					
Jimmy Wynn	137	1967			
Lee May	145	1972			

\* Tied for lead

## HOUSTON 20-GAME WINNERS

	W-L	ERA	IP	H	R	ER	BB	SO
1969—Larry Dierker	20-13	2.33	305.0	240	97	79	72	232
1976—J.R. Richard	20-15	2.75	291.0	221	105	89	151	214
1979—Joe Niekro	21-11	3.00	264.0	221	102	88	106	118
1980—Joe Niekro	20-12	3.55	256.0	268	119	101	79	127
1989—Mike Scott	20-10	3.10	229.0	180	87	79	62	172

## No-Hit Games by Houston Pitchers

1963—Don Nottebart vs. Philadelphia at Houston, May 17	4-1
1964—Ken Johnson vs. Cincinnati at Houston, April 23	Lost 1-0
1967—Don Wilson vs. Atlanta at Houston, June 18	2-0
1969—Don Wilson vs. Cincinnati at Cincinnati, May 1	4-0
1976—Larry Dierker vs. Montreal at Houston, July 9	6-0
1979—Ken Forsch vs. Atlanta at Houston, April 7	6-0
1981—Nolan Ryan vs. Los Angeles at Houston, September 26	5-0
1986—Mike Scott vs. San Francisco at Houston, September 25	2-0

## No-Hit Games Pitched Against Houston

1963—Juan Marichal at San Francisco, June 15	1-0
1969—Jim Maloney at Cincinnati, April 30	10-0

## One-Hit Games by Houston Pitchers

1963—Bob Bruce vs. Cincinnati, April 26	2-0
1966—Dave Giusti vs. San Francisco, August 13	3-0
1970—Tom Griffin vs. San Diego, April 19	5-1
1971—Larry Dierker vs. San Diego, May 26	8-0
1971—Don Wilson vs. Cincinnati, September 17	4-1
1972—Jerry Reuss vs. Philadelphia, June 18	10-0
1972—Larry Dierker vs. New York, June 19	3-0
1974—Tom Griffin vs. Pittsburgh, May 7	2-1
1974—Dave Roberts vs. Philadelphia, August 24	1-0
1974—Don Wilson (8-innings)	
Mike Cosgrove (1-inning) vs. Cincinnati, September 4	2-1
1980—J.R. Richard vs. Los Angeles, April 19	2-0
1980—Nolan Ryan (7-innings)	
Joe Sambito (2-innings) vs. St. Louis, June 19	2-0
1982—Nolan Ryan vs. San Diego, August 11	3-0
1983—Nolan Ryan vs. San Diego, August 3	1-0
1986—Nolan Ryan (9.1 innings)	
Dave Smith (.2 innings) vs. Montreal, July 22	1-0
1987—Mike Scott vs. Los Angeles, April 15	4-0
1988—Mike Scott vs. Atlanta, June 12	5-0
Bob Knepper vs. Atlanta, September 21	1-0
1989—Mike Scott vs. Pittsburgh, May 19	3-0

## One-Hit Games Pitched Against Houston

1962—Al Jackson - New York, June 22	2-0
1963—Johnny Podres (8-innings)	
Larry Sherry (1-inning) - Los Angeles, August 4	4-0
1964—Jim Bunning—Philadelphia, May 18	4-0
1965—Joe Nuxhall—Cincinnati, July 24	2-0
1967—Al Jackson—St. Louis, April 25	4-0
1969—Dick Kelley—San Diego, July 6	1-0
1969—Jim Maloney—Cincinnati, September 26	3-0
1971—Don Sutton—Los Angeles, June 19	4-0
1973—Jon Matlack—New York, July 10	1-0
1979—Steve Carlton—Philadelphia, June 5	8-0
1983—Charlie Lea—Montreal, April 16	2-0
1986—Jimmy Jones—San Diego, September 21	5-0
1987—Floyd Youmans—Montreal, July 8	1-0
1988—Andy Hawkins—San Diego, April 24	3-0
Don Robinson—San Francisco, August 10	5-0

## SHUTOUT PITCHERS AGAINST HOUSTON ALL-TIME LEADERS

Don Sutton . . . . .	8	Steve Carlton . . . . .	5
Vern Law . . . . .	7	Tom Seaver . . . . .	5
Phil Niekro . . . . .	6	Bob Knepper . . . . .	4
Sandy Koufax . . . . .	6	Claude Osteen . . . . .	4
Chris Short . . . . .	6	Gaylord Perry . . . . .	4
Larry Jackson . . . . .	5	Doug Rau . . . . .	4
Jim Maloney . . . . .	5	Burt Hooton . . . . .	4
Juan Marichal . . . . .	5	Orel Hershiser . . . . .	4

## TEAM YEAR-BY-YEAR RESULTS

YEAR	WON	LOST	PCT.	POS.	GB	MANAGER
1962	64	96	.400	8	36½	Harry Craft
1963	66	96	.407	9	33	Harry Craft
1964	66	96	.407	9	27	Harry Craft (61-88 28½ GB) Luman Harris (5-8)
1965	65	97	.401	9	32	Luman Harris
1966	72	90	.444	8	23	Grady Hatton
1967	69	93	.426	9	32½	Grady Hatton
1968	72	90	.444	10	25	Grady Hatton (23-38 14 GB) Harry Walker (49-52)
1969*	81	81	.500	5*	12	Harry Walker
1970	79	83	.488	T-4	23	Harry Walker
1971	79	83	.488	T-4	11	Harry Walker
1972	84	69	.549	2	10½	Harry Walker (67-54 9 GB) Leo Durocher (16-15)
1973	82	80	.506	4	17	Leo Durocher
1974	81	81	.500	4	21	Preston Gomez
1975	64	97	.398	6	43½	Preston Gomez (47-80 38½ GB) Bill Virdon (17-17)
1976	80	82	.494	3	22	Bill Virdon
1977	81	81	.500	3	17	Bill Virdon
1978	74	88	.457	5	21	Bill Virdon
1979	89	73	.549	2	1½	Bill Virdon
1980	93	70	.571	1	+1	Bill Virdon
1981**	28	29	.491	3	8	Bill Virdon
	33	20	.623	1	+1½	Bill Virdon
1982	77	85	.475	5	12	Bill Virdon (49-62 -13½ GB) Bob Lillis (28-23)
1983	85	77	.525	3	6	Bob Lillis
1984	80	82	.494	T-2	12	Bob Lillis
1985	83	79	.512	T-3	12	Bob Lillis
1986	96	66	.593	1	+10	Hal Lanier
1987	76	86	.469	3	14	Hal Lanier
1988	82	80	.513	5	12½	Hal Lanier
1989	86	76	.531	3	6	Arl Howe
<b>Totals</b>	<b>2167</b>	<b>2306</b>	<b>.484</b>			

\*Start of Divisional Play

\*\*1981 Totals Reflect First and Second Half Standings

## ASTROS' NO-HITTERS

Houston's eight no-hitters in its 28-year history rank as the most by any major league franchise over that span and tie them with the Yankees on the all-time list, ahead of such clubs as St. Louis (seven), Pittsburgh (six), Detroit (five) and Philadelphia (four). Over the past 28 years, Houston is followed by California (seven), Los Angeles (six), Cincinnati (six), and the Chicago Cubs and San Francisco (four).

## BEST WON/LOST RECORDS BY GAME

G	W-L	YR.	G	W-L	YR.	G	W-L	YR.
9	7-2	(72,80,87,88)	60	37-23	(80)	112	65-47	(79)
10	8-2	(72)	61	38-23	(80)	113	66-47	(79)
11	9-2	(72)	62	39-23	(80)	114	67-47	(79)
12	9-3	(72)	63	40-23	(80)	115	67-48	(79)
13	9-4	(72,79,86,88)	64	40-24	(80)	116	67-49	(79)
14	10-4	(72,79,86,88)	65	40-25	(80)	117	68-49	(79)
15	11-4	(72,79)	66	41-25	(80)	118	68-50	(79)
16	12-4	(79)	67	41-26	(80)	119	69-50	(79)
17	12-5	(72,79,80,86)	68	42-26	(80)	120	70-50	(79)
18	13-5	(79,80,86)	69	42-27	(80)	121	70-51	(79)
19	14-5	(79,80)	70	43-27	(80)	122	70-52	(79)
20	14-6	(79,80,86)	71	43-28	(72,80)	123	70-53	(79,80)
21	15-6	(79,80,86)	72	43-29	(72,79,80)	124	70-54	(72,79,80,86)
22	16-6	(80)	73	44-29	(72,79)	125	71-54	(72,79,80,86)
23	16-7	(80)	74	44-30	(72,79,80)	126	72-54	(72)
24	17-7	(80)	75	45-30	(79)	127	73-54	(72)
25	17-8	(80)	76	46-30	(79)	128	73-55	(72,80,86)
26	17-9	(80)	77	46-31	(79)	129	74-55	(80)
27	18-9	(80)	78	47-31	(79)	130	74-56	(79,80)
28	18-10	(72,73,80)	79	48-31	(79)	131	75-56	(79,80)
29	19-10	(73)	80	49-31	(79)	132	75-57	(79,80,86)
30	20-10	(73)	81	50-31	(79)	133	76-57	(86)
31	20-11	(73)	82	51-31	(79)	134	76-58	(79,86)
32	21-11	(73)	83	52-31	(79)	135	77-58	(79,86)
33	22-11	(73)	84	52-32	(79)	136	78-58	(86)
34	22-12	(72,73)	85	53-32	(79)	137	79-58	(86)
35	23-12	(72)	86	53-33	(79)	138	80-58	(86)
36	24-12	(72)	87	53-34	(79)	139	80-59	(86)
37	24-13	(72)	88	53-35	(79)	140	80-60	(79,80,86)
38	24-14	(72)	89	53-36	(79)	141	81-60	(80,86)
39	24-15	(72,73)	90	53-37	(79)	142	82-60	(80)
40	25-15	(73)	91	53-38	(79)	143	82-61	(80)
41	26-15	(72,73)	92	53-39	(79)	144	82-62	(80,86)
42	26-16	(73)	93	54-39	(79)	145	83-62	(86)
43	26-17	(73)	94	54-40	(79)	146	84-62	(86)
44	26-18	(73,86)	95	54-41	(79,80)	147	85-62	(86)
45	27-18	(73)	96	54-42	(79,80,86,89)	148	86-62	(86)
46	27-19	(72,73,86)	97	55-42	(80,89)	149	86-63	(86)
47	28-19	(73,86)	98	56-42	(80,89)	150	86-64	(80,86)
48	28-20	(73,86)	99	57-42	(89)	151	87-64	(86)
49	28-21	(72,73,80,86)	100	57-43	(89)	152	88-64	(86)
50	29-21	(73,80,86)	101	58-43	(89)	153	89-64	(86)
51	30-21	(80)	102	58-44	(79,89)	154	89-65	(86)
52	31-21	(80)	103	58-45	(72,79,86,89)	155	90-65	(86)
53	32-21	(80)	104	59-45	(86,89)	156	91-65	(86)
54	33-21	(80)	105	60-45	(89)	157	91-66	(86)
55	33-22	(80)	106	61-45	(89)	158	92-66	(86)
56	34-22	(80)	107	61-46	(89)	159	93-66	(86)
57	34-23	(72,80)	108	61-47	(79,89)	160	94-66	(86)
58	35-23	(72,80)	109	62-47	(79)	161	95-66	(86)
59	36-23	(72,80)	110	63-47	(79)	162	96-66	(86)
			111	64-47	(79)	163	93-70	(80)

## 1989 & ALL-TIME MONTH-BY-MONTH

Month	1989			All-Time High			All-Time Low			All-Time Total	
	W-L	PCT	Year	W-L	PCT	Year	W-L	PCT	Year	W-L	PCT
April	11-14	.440		13-5	.722	1980	2-20	.167	1969	271-298	.476
May	16-10	.615		20-6	.769	1969	10-17	.360	1976	375-393	.488
June	18-10	.643		20-8	.714	1979	8-21	.276	1975	370-395	.484
July	15-11	.577		20-11	.645	1976	5-24	.172	1962	357-404	.469
August	11-17	.393		18-10	.643	1972/84	9-21	.300	1967	409-409	.500
September	14-14	.500		20-10	.667	1981	7-20	.259	1965	385-391	.483
October	1-0	1.000		5-0	1.000	1986	0-3	.000	1972	30-26	.536

## ASTROS ATTENDANCE RECORDS

Season—Home	2,278,217
Season—Road	1,996,782
Season—Home and Road	4,130,768
Opening Day—Home	44,585
Single Game—Home	50,908
Doubleheader—Home	45,115

### Day-Night Doubleheader—Home

Day	30,738
Night	42,595
Total	73,333
Night Game—Home	50,908
Day Game—Home	49,442
Weekday Game—Home	39,259
Largest—Home	50,908
Largest—Road	57,386
Smallest—Home	1,638
Smallest—Astrodome	2,600
Smallest—Road	737
Largest Single Home Stand	446,087

1980	
1989	
1980	
April 6, 1987	Los Angeles
June 22, 1966	Los Angeles
August 4, 1979	Atlanta

July 24, 1965	Cincinnati
June 22, 1966	Los Angeles
September 5, 1965	Los Angeles
August 20, 1987	St. Louis
June 22, 1966	Los Angeles
June 10, 1981	Philadelphia
September 8, 1962	New York
October 2, 1985	Atlanta
September 8, 1975	Atlanta
May 17-June 1, 1965	16 dates

## SERIES ATTENDANCE RECORDS

Total One Series	145,364
One Day Series	42,652
One Game Series	42,652
Two Day Series*	83,427
Two Game Series	73,992
Three Day Series	142,116
Three Game Series	142,116
Four Day Series	167,072
Four Game Series	167,072
Five Game Series	101,566

\*Includes one DH

July 9-12, 1987	New York
April 12, 1965	Philadelphia
April 12, 1965	Philadelphia
June 25-26, 1979	Cincinnati
July 21-22, 1965	St. Louis
August 5-7, 1966	Los Angeles
August 5-7, 1966	Los Angeles
August 5-8, 1988	Los Angeles
August 5-8, 1988	Los Angeles
May 26-29, 1966	Pittsburgh

## TEAM SERIES ATTENDANCE RECORDS

TEAM	2-GAME SERIES	3-GAME SERIES	4-GAME SERIES
Atlanta	39,855 April 11-12, 1967	112,597 Sept. 30-Oct. 2, 1980	121,323 June 10-12, 1988
Chicago	50,341 July 24-25, 1979	112,272 May 18-20, 1989	110,569 April 30-May 2, 1965
Cincinnati	63,243 August 1-2, 1972	133,079 Sept. 21-23, 1979	141,443 July 23-25, 1965
Los Angeles	72,178 Sept. 9-10, 1980	142,116 August 5-7, 1966	167,072 August 5-8, 1988
Montreal	45,471 May 13-14, 1980	92,060 June 1-3, 1979	94,409 July 18-20, 1980
New York	51,878 May 13-14, 1987	105,127 July 8-10, 1988	145,364 July 9-12, 1987
Philadelphia	30,486 May 27-28, 1987	111,085 May 16-18, 1980	129,318 July 21-24, 1988
Pittsburgh	52,071 June 18-19, 1965	128,035 June 20-22, 1980	90,304 April 23-26, 1965
St. Louis	73,992 July 21-22, 1965	113,476 July 13-15, 1979	123,710 August 18-21, 1967
San Diego	56,308 Sept. 28-29, 1981	91,691 June 22-24, 1979	105,354 August 12-15, 1988
San Francisco	70,419 Sept. 24-25, 1986	119,535 July 28-30, 1989	130,514 May 21-23, 1965

## MONTHLY ATTENDANCE RECORDS

Total One Month	565,029	June, 1980	17 dates
April	341,667	1980	12 dates
May	500,473	1965	18 dates
June	565,029	1980	17 dates
July	480,913	1989	15 dates
August	479,158	1988	17 dates
September	394,429	1980	14 dates
October	80,622	1980	2 dates

## YEAR-BY-YEAR HOUSTON ATTENDANCE DATA

YEAR	HOME	ROAD	TOTAL
1962	924,456	925,345	1,849,801
1963	719,502	765,720	1,485,222
1964	725,773	853,254	1,579,027
1965	2,151,470	952,749	3,104,219
1966	1,872,108	1,109,584	2,981,692
1967	1,348,303	1,088,450	2,436,753
1968	1,312,887	877,059	2,189,946
1969	1,442,995	913,628	2,356,623
1970	1,253,444	1,155,731	2,409,175
1971	1,261,589	1,186,238	2,447,827
1972	1,469,247	1,261,515	2,730,762
1973	1,394,004	1,239,188	2,633,192
1974	1,090,728	1,214,237	2,304,965
1975	858,002	1,161,573	2,019,575
1976	886,146	1,211,254	2,097,400
1977	1,109,560	1,505,319	2,614,879
1978	1,126,145	1,417,063	2,543,208
1979	1,900,312	1,588,414	3,488,726
1980	2,278,217	1,838,719	4,116,936
1981	1,321,282	1,168,379	2,489,661
1982	1,558,555	1,585,541	3,144,096
1983	1,351,962	1,640,827	2,992,789
1984	1,229,862	1,530,052	2,759,914
1985	1,184,314	1,645,925	2,830,239
1986	1,734,276	1,816,220	3,550,496
1987	1,909,902	1,894,294	3,804,196
1988	1,933,505	1,909,916	3,843,421
1989	1,834,908	1,996,872	3,831,690
<b>TOTALS</b>	<b>39,183,454</b>	<b>37,452,976</b>	<b>76,626,430</b>

## CLUB ATTENDANCE RECORDS AT HOUSTON

	Largest	Smallest	Largest Season
Atlanta	45,115—1979	2,600—1985	233,596—1980
Chicago	43,225—1981	3,427—1975	226,762—1965
Cincinnati	46,313—1979	3,617—1973	323,617—1980
Los Angeles	50,908—1966	5,323—1964	347,332—1965
Montreal	46,215—1978	6,195—1977	159,827—1979
New York	44,540—1980	1,638—1962	256,403—1965
Philadelphia	43,525—1980	2,231—1963	228,879—1965
Pittsburgh	48,176—1979	2,782—1963	233,446—1980
St. Louis	45,834—1979	2,551—1963	207,139—1965
San Diego	41,420—1979	3,044—1974	195,344—1988
San Francisco	43,367—1965	3,621—1985	282,319—1989

## CLUB ATTENDANCE RECORDS ON THE ROAD

	Largest	Smallest	Largest Season
Atlanta	46,469—1977	737—1975	143,064—1967
Chicago	40,439—1969	1,572—1964	193,094—1988
Cincinnati	53,970—1983	2,002—1966	304,087—1977
Los Angeles	53,568—1976	8,928—1968	467,781—1980
Montreal	47,193—1981	5,035—1973	169,354—1979
New York	54,424—1970	1,481—1962	228,030—1986
Philadelphia	57,386—1981	2,113—1969	206,106—1977
Pittsburgh	49,341—1972	1,951—1967	160,193—1980
St. Louis	48,787—1988	4,348—1965	242,732—1987
San Diego	47,002—1979	1,413—1973	181,791—1985
San Francisco	52,296—1989	1,016—1975	314,094—1989



## TOP 25 CROWDS (Regular Season)

Attendance	Date	Opponent
50,908	June 22, 1966	vs. Los Angeles
50,136	July 3, 1965	vs. Los Angeles
49,442	September 5, 1965	vs. Los Angeles
49,003	August 6, 1966	vs. Los Angeles
48,176	April 21, 1979	vs. Pittsburgh
47,642	July 4, 1965	vs. Los Angeles
46,558	August 7, 1966	vs. Los Angeles
46,555	August 5, 1966	vs. Los Angeles
46,313	June 25, 1979	vs. Cincinnati
46,215	April 29, 1978	vs. Montreal
46,213	June 22, 1980	vs. Pittsburgh
46,037	September 22, 1979	vs. Cincinnati
45,867	June 21, 1980	vs. Pittsburgh
45,834	July 14, 1979	vs. St. Louis
45,115	August 4, 1979	vs. Atlanta
45,022	October 2, 1980	vs. Atlanta
44,988	June 25, 1976	vs. Cincinnati
44,975	September 21, 1979	vs. Cincinnati
44,887	August 19, 1967	vs. St. Louis
44,585	April 6, 1987	vs. Los Angeles
44,540	April 26, 1980	vs. New York
44,502	July 19, 1986	vs. New York
44,025	June 28, 1980	vs. Cincinnati
43,893	June 2, 1979	vs. Montreal
43,825	July 23, 1966	vs. Pittsburgh

## TOP FIVE POST-SEASON CROWDS

45,718	October 15, 1986	vs. New York
44,952	October 11, 1980	vs. Philadelphia
44,836	October 6, 1981	vs. Los Angeles
44,802	October 12, 1980	vs. Philadelphia
44,443	October 10, 1980	vs. Philadelphia

## ASTROS MOST VALUABLE PLAYERS

(As voted by Houston Chapter of Baseball  
Writers Association of America)

1962	Bob Lillis	1976	J.R. Richard
1963	Hal Woodeshick	1977	Jose Cruz
1964	Bob Aspromonte	1978	Enos Cabell
1965	Jim Wynn	1979	Joe Niekro
1966	Rusty Staub	1980	Jose Cruz
1967	Rusty Staub	1981	Nolan Ryan
1968	Denis Menke	1982	Ray Knight
1969	Larry Dierker	1983	Jose Cruz
1970	Joe Morgan	1984	Jose Cruz
1971	Don Wilson	1985	Bill Doran
1972	Cesar Cedeno	1986	Mike Scott
1973	Roger Metzger	1987	Bill Doran
1974	Greg Gross	1988	Glenn Davis
1975	Bob Watson	1989	Mike Scott

## RAWLINGS GOLD GLOVE WINNERS

1970...Doug Rader, third base.	1974...Doug Rader, third base.
1971...Doug Rader, third base.	Cesar Cedeno, outfield.
1972...Doug Rader, third base.	1975...Cesar Cedeno, outfield.
Cesar Cedeno, outfield.	1976...Cesar Cedeno, outfield.
1973...Doug Rader, third base.	
Cesar Cedeno, outfield.	
Roger Metzger, shortstop.	

## HOUSTON MAJOR LEAGUE HISTORY

**1962**—The Houston Colt .45s play their first major league game on April 10, defeating the Chicago Cubs 11-2.

**1963**—Bob Bruce one-hits the Cincinnati Reds on April 26...Don Nottebart no-hits the Phillies on May 7...Dick Farrell leads the Colts in wins with 14.

**1964**—Ken Johnson becomes the first major leaguer to lose a nine-inning no-hitter on April 23 with 1-0 loss to the Cincinnati Reds.

**1965**—The Houston Colt .45s become the Houston Astros and inaugurate indoor baseball with a 2-1 win over the New York Yankees on April 9 in the Astrodome...Rookie Joe Morgan sets club marks for at bats, runs, hits and triples.

**1966**—Mike Cuellar sets a club mark with 2.22 ERA...home attendance mark which still stands set on June 22 as 50,908 watch Sandy Koufax and the Dodgers down Houston 5-2.

**1967**—Don Wilson fires a no-hitter against the Atlanta Braves, 2-0 on June 18, striking out Hank Aaron for final out...Jimmy Wynn sets club records with 37 home runs and 107 RBI.

**1968**—Wilson strikes out 18 Cincinnati Reds in 6-1 win on July 14...four Houston hurlers win 10-or-more: Wilson (13), Dierker (12), Guisti (11), and LeMaster (10)...the Astros down the Mets 1-0 in 24 innings on April 15.

**1969**—Cincinnati's Jim Maloney no-hits the Astros on April 30 and the next night, May 1, Wilson returns the favor by no-hitting the Reds 4-0...Larry Dierker becomes Houston's first 20-game winner...The club reaches .500 for the first time (81-81).

**1970**—Tom Griffin one-hits the Padres on May 26...Fred Gladding sets a club mark by appearing in 63 games...three Astros hit over .300 (Cedeno .310, Alou .306, Menke .304).

**1971**—Larry Dierker one-hits the Padres on May 26 and Don Wilson holds the Cincinnati Reds to a single hit on September 17...Cesar Cedeno leads the league with 40 doubles and Roger Metzger and Joe Morgan share the league lead with 11 triples each...during the 1971 winter meetings, Houston acquires Lee May, Tommy Helms and Jimmy Stewart from the Reds for Joe Morgan, Jack Billingham, Denis Menke, Cesar Geronimo and Ed Armbrister.

**1972**—Astros finish with their best record ever at 84-89 and in second place...Jerry Reuss and Larry Dierker hurl back-to-back one-hitters on June 18 against Philadelphia and June 19 vs. New York respectively...Cedeno hits for the cycle on August 2 against the Reds.

**1973**—Cedeno becomes the first player in history to steal 50 bases and hit 20 home runs in successive seasons...Metzger leads the league with 14 triples...Lee May hits safely in 21 straight games for a new club record.

**1974**—Rookie Greg Gross leads the club with .314 average, and sets club mark with 185 hits...Ken Forsch appears in a club record 70 games...Cliff Johnson hits five pinch-hit home runs.

**1975**—Bob Watson leads the Astros with .324 average, 157 hits and 85 RBI...Cliff Johnson swats 20 homers, including two pinch-hit round trippers...Dierker leads the Astros staff with 14 wins.

**1976**—J.R. Richard becomes Houston's second 20-game winner...Cedeno sets a club mark with 58 stolen bases and earns his fifth straight Gold Glove...in Bill Virdon's first full season as Houston's skipper, the Astros finish with an 80-82 mark and in third place.

**1977**—Three Astros steal 40 bases (Cedeno-61, Cruz-44 and Cabell-42)...Watson sets a new club record with 110 RBI...Houston finishes in third place with an 81-81 record.

**1978**—J.R. Richard strikes out 303 to become the first National League right-hander to strike out 300 batters in a season...Cabell sets club marks for at-bats (660), games (162) and hits (195).

**1979**—Houston's turn-around season as they finish in second place, just a game and a half out of first with an 89-73 mark...J.R. Richard improves upon his 1978 strikeout total by fanning 313...Joe Niekro becomes Houston's third 20-game winner and sets a club mark by winning 21 games...Ken Forsch no-hits the Braves on April 7...Bill Virdon is named Manager of the Year.

**1980**—Houston claims its first title as the Astros win the NL West with a 93-70 record, defeating Los Angeles in a one-game playoff...Niekro wins 20 games again...Joe Morgan returns to Houston to add leadership in the Astros pennant drive.

**1981**—Houston gets off to a slow start, but takes advantage of the split season created by the major league baseball players' strike to win the 'second season' with a 33-20 mark and earn a spot in the playoffs...Nolan Ryan hurls his major league record fifth no-hitter by blanking the Dodgers on September 26...Ryan also leads the league with a 1.69 ERA...Art Howe establishes a new club record with a 23-game hitting streak.

**1982**—Key injuries to bullpen aces Joe Sambito and Dave Smith hamper the Astros efforts in 1982...Ray Knight, an off-season acquisition from Cincinnati for Cesar Cedeno, remains among league leaders in hitting for most of season, finishing with a .294 mark...Bob Lillis takes over as interim manager on August 10 after Bill Virdons is fired and Astros finish 28-23 under Lillis...Joe Niekro finishes second in NL ERA race with 2.47 mark.

**1983**—After struggling to an 0-9 start, the Astros rebound with one of their finest seasons...Houston finishes at 85-77 with that win total marking their third highest win total in club history...Jose Cruz battles for NL batting title to last day and finishes third...Dickie Thon emerges as one of the best shortstops in all of baseball...Nolan Ryan surpasses Walter Johnson's all-time strikeout mark while Bill Dawley and Frank DiPino shine as rookies in the bullpen.

**1984**—The Astros bounce back from another slow start to a second place finish in the NL West with an 80-82 mark...1983 All-Star Thon is lost for the season in the fifth game after being beamed by the Mets' Mike Torrez...Cruz repeats as the club MVP for a record fourth time by posting a .312 average (fifth in the NL) and a career-high 95 RBI.

**1985**—Astros celebrate the 20th anniversary of the opening of the Astrodome with a season-opening 2-1 victory over the Dodgers in front of 42,876 fans...Niekro becomes Houston's all-time winningest pitcher with his 5-0 shutout of San Francisco on June 9th...Ryan becomes first player in to record 4,000 strikeouts in a career when he fans Danny Heep on July 11th at the Astrodome...Cruz reaches the 2,000-hit plateau on September 15...Glenn Davis sets an Astro rookie record for most home runs in a season with 20, despite playing in only 100 games...Bill Doran ties Morgan's club record for home runs by a second baseman with 14 and is later named the club's Most Valuable Player...Smith has a career high 27 saves, while Mike Scott wins a personal best 18 games.

**1986**—A Silver Anniversary season turns golden as the Astros win their second N.L. West flag in club history...Rookie skipper Hal Lanier guides the team to a club record 96 regular season wins...Lanier earns Manager of the Year notice from four different press associations after the season...Righthander Mike Scott dominates the league leading in ERA (2.22) and strikeouts (306) and wins 18 games for the second straight year...In the process he becomes Houston's first ever Cy Young Award winner...Young slugger Glenn Davis belts 31 homers and drives in 101 runs, and finished second in league MVP balloting...Dave Smith sets a single-season record for saves with 33...The Astros win 24 games in their final at-bat and win the division by 10 games.

**1987**—Houston opens the season by drawing a record 44,585 to Opening Night and finishes with the third highest total (1,909,902)...Nolan Ryan leads the majors in strikeouts with 270 and ties for the lead in ERA with 2.76 average...Mike Scott is named the NL starter for the All-Star Game in Oakland and throws two scoreless innings...Bill Doran is named Astros MVP for the second time in the last three years...Billy Hatcher becomes only the second Astro to steal more than 50 bases (53) and finishes third in the league...The Astros turn the fifth triple play in club history at Los Angeles on September 15.

**1988**—Houston's 6-3 Opening Night win over San Diego was the 2,000th in franchise history...Mike Scott came within one out of his second career no-hitter on June 12 against Atlanta...Bob Knepper tossed his first career one-hitter on September 21 versus the Braves...Juan Agosto set club marks for appearances (75) and consecutive wins (10)...Gerald Young's sixth inning steal at Atlanta on September 27 set single-season marks for an individual (62) and the team (195)...Glenn Davis slugged 30 homers and had 99 RBI to earn club MVP honors.

**1989**—Mike Scott becomes the fourth Houston pitcher to win 20 games and wins his second Astros MVP award...The Astros win 10 straight on the road from May 7-31 to set a club record...Their 10-game streak from May 26-June 4 tied another club mark...Glenn Davis hits a career-high 34 homers...Rafael Ramirez sets a club record by driving in seven at Chicago on August 29.

# HOUSTON OPENING DAY GAMES

	TOTAL 15-13	AT HOUSTON 12-7		ROAD 3-6	
YEAR	SITE	SCORE	WINNING PITCHER	LOSING PITCHER	ATTEN.
1962	Houston	Houston 11 Chicago 2	SHANTZ	Cardwell	25,271
1963	Houston	San Francisco 9 Houston 2	Sanford	FARRELL	19,591
1964	Cincinnati	Houston 6 Cincinnati 3	JOHNSON	Maloney	27,878
1965	Houston	Philadelphia 2 Houston 0	Short	BRUCE	42,652
1966	Los Angeles	Los Angeles 3 Houston 2	Osteen	ROBERTS, R	34,520
1967	Houston	Houston 6 Atlanta 1	CUELLAR	Kelley	26,001
1968	Houston	Houston 5 Pittsburgh 4	DIERKER	Pizarro	21,320
1969	San Diego	San Diego 2 Houston 1	Selma	WILSON	23,370
1970	San Francisco	Houston 8 San Francisco 5	DIERKER	Perry	30,933
1971	Houston	Houston 5 Los Angeles 2	DIERKER	Singer	22,421
1972	Houston	San Francisco 5 Houston 0	Marichal	WILSON	23,021
1973	Atlanta	Houston 2 Atlanta 1 (13 innings)	GLADDING	Upshaw	23,385
1974	San Francisco	San Francisco 5 Houston 1	Bradley	ROBERTS, D	17,527
1975	Houston	Houston 6 Atlanta 2	DIERKER	Niekro	14,959
1976	Cincinnati	Cincinnati 11 Houston 5	Nolan	RICHARD	52,949
1977	Houston	Houston 3 Atlanta 2 (11 innings)	FORSCH	Johnson	25,781
1978	Cincinnati	Cincinnati 11 Houston 9	Borbon	RICHARD	52,378
1979	Houston	Houston 2 Atlanta 1	RICHARD	P.Niekro	29,658
1980	Houston	Houston 3 Los Angeles 2	RICHARD	Hooton	33,270
1981	Los Angeles	Los Angeles 2 Houston 0	Valenzuela	NIEKRO	50,511
1982	Houston	St. Louis 14 Houston 3	Forsch	RYAN	33,521
1983	Houston	Los Angeles 16 Houston 7	Pena	LaCORTE	27,343
1984	Houston	Montreal 4 Houston 2	Lea	NIEKRO	28,105
1985	Houston	Houston 2 Los Angeles 1	RYAN	Valenzuela	42,876
1986	Houston	San Francisco 8 Houston 3	Krukow	RYAN	22,935
1987	Houston	Houston 4 Los Angeles 3	SCOTT	Hershiser	44,585
1988	Houston	Houston 6 San Diego 3	Scott	McCullers	39,906
1989	Houston	Houston 10 Atlanta 3	Scott	Z. Smith	27,989

# HOUSTON OPENING DAY LINEUPS THROUGH THE YEARS

<b>1962</b>		<b>1963</b>		<b>1964</b>		<b>1965</b>	
Aspromonte	5	Fazio	4	Kasko	6	Lillis	6
Spangler	8	Spangler	7	Fox	4	Morgan	4
Mejias	9	Runnels	3	Runnels	3	Wynn	8
Larker	3	Staub	9	Bond	7	Bond	3
Pendleton	7	Aspromonte	5	Staub	9	Aspromonte	5
Smith	2	Goss	8	Wynn	8	Beauchamp	7
Amalfitano	4	Campbell	2	Aspromonte	5	Gaines	9
Buddin	6	Lillis	6	Bateman	2	Bateman	2
Shantz	1	Farrell	1	Johnson	1	Bruce	1
<b>1966</b>		<b>1967</b>		<b>1968</b>		<b>1969</b>	
Maye	7	Jackson	6	Davis	8	Alou	9
Jackson	6	Morgan	4	Morgan	4	Morgan	4
Wynn	8	Pointer	7	King	2	Miller	8
Nicholson	9	Wynn	8	Staub	3	Rader	5
Morgan	4	Aspromonte	5	Wynn	7	Blefary	3
Aspromonte	5	Staub	9	Miller	9	Watson	7
Harrison	3	Mathews	3	Aspromonte	5	Menke	6
Bateman	2	Bateman	2	Torres	6	Edwards	2
Roberts, R.	1	Cuellar	1	Dierker	1	Wilson	1
<b>1970</b>		<b>1971</b>		<b>1972</b>		<b>1973</b>	
Morgan	4	Cedeno	9	Metzger	6	Wynn	9
Pepitone	9	Morgan	4	Cedeno	8	Helms	4
Wynn	8	Wynn	8	Wynn	9	Cedeno	8
Mayberry	3	Watson	7	May	3	Watson	7
Menke	6	Menke	3	Watson	7	May	3
Davis	7	Rader	5	Rader	5	Rader	5
Rader	5	Edwards	2	Helms	4	Edwards	2
Edwards	2	Metzger	6	Edwards	2	Metzger	6
Dierker	1	Dierker	1	Wilson	1	Roberts, D.	1
<b>1974</b>		<b>1975</b>		<b>1976</b>		<b>1977</b>	
Gross	9	Cabell	7	Howard	7	Gonzalez	4
Metzger	6	Andrews	4	Cabell	5	Cabell	5
Cedeno	8	Cedeno	8	Cedeno	8	Cruz	9
Watson	7	M. May	2	Watson	3	Watson	3
M. May	2	Johnson	3	Johnson	2	Crawford	7
L. May	3	Cruz	9	Gross	9	Ferguson	2
Rader	5	Rader	5	Milbourne	4	Gardner	8
Helms	4	Metzger	6	Metzger	6	Metzger	6
Roberts, D.	1	Dierker	1	Richard	1	Richard	1
<b>1978</b>		<b>1979</b>		<b>1980</b>		<b>1981</b>	
Puhl	7	Puhl	9	Puhl	9	Puhl	9
Cabell	5	Reynolds	6	Reynolds	6	Reynolds	6
Cedeno	8	Cedeno	8	Cedeno	8	Cedeno	8
Cruz	9	Cruz	7	Morgan	4	Cruz	7
Watson	3	Cabell	5	Cruz	7	Howe	5
Ferguson	2	Watson	3	Cabell	5	Roberts	3
Howe	4	Howe	4	Howe	3	Thon	4
Metzger	6	Ashby	2	Ashby	2	Pujols	2
Richard	1	Richard	1	Richard	1	Niekro	1
<b>1982</b>		<b>1983</b>		<b>1984</b>		<b>1985</b>	
Puhl	9	Moreno	8	Doran	4	Thon	6
Scott	8	Doran	4	Puhl	9	Cabell	3
Garner	4	Thon	6	Thon	6	Garner	5
Cruz	7	Garner	5	Cruz	7	Cruz	7
Ashby	2	Cruz	7	Mumphrey	8	Mumphrey	8
Knight	5	Knight	3	Knight	3	Puhl	9
Howe	3	Puhl	9	Walling	5	Ashby	2
Reynolds	6	Pujols	2	Ashby	2	Doran	4
Ryan	1	Niekro	1	Niekro	1	Ryan	1
<b>1986</b>		<b>1987</b>		<b>1988</b>		<b>1989</b>	
Bullock	7	Doran	4	Young	8	Young	8
Doran	4	Hatcher	8	Hatcher	7	Ramirez	6
Walling	5	Cruz	7	Doran	4	Hatcher	7
Davis	3	Davis	3	Davis	3	Davis	3
Bailey	2	Bass	9	Walling	5	Bass	9
Bass	9	Ashby	2	Ashby	2	Doran	4
Walker	8	Reynolds	6	Puhl	9	Caminiti	5
Thon	6	Garner	5	Ramirez	6	Biggio	2
Ryan	1	Scott	1	Scott	1	Scott	1

# ALL-TIME HOUSTON ROSTER THROUGH 1989

Includes all players who have participated in one or more official  
National League games, 1962 through 1989

## —A—

Adlesh, Dave (C) — 1963-64-65-66-67-68  
Afenir, Troy (C) — 1987  
Agee, Tommie (OF) — 1973  
Agosto, Juan (LHP) — 1987-88-89  
Alou, Jesus (OF) — 1969-70-71-72-73-78-79  
Amalfitano, Joe (IF) — 1962  
Andersen, Larry (RHP) — 1986-87-88-89  
Anderson, John (RHP) — 1962  
Andrews, Rob (IF) — 1975-76  
Andujar, Joaquin (RHP) — 1976-77-78-79-80-81-88  
Anthony, Eric (OF) — 1989  
Arlich, Don (LHP) — 1965-66  
Ashby, Alan (C) — 1979-80-81-82-83-84-85-86-87-88-89  
Aspromonte, Bob (IF) — 1962-63-64-65-66-67-68

## —B—

Bailey, Mark (C) — 1984-85-86-87-88  
Baldwin, Reggie (C) — 1978-79  
Bales, Lee (IF) — 1967  
Bannister, Alan (IF) — 1984  
Bannister, Floyd (LHP) — 1977-78  
Barlow, Mike (RHP) — 1976  
Bass, Kevin (OF) — 1982-83-84-85-86-87-88-89  
Bateman, John (C) — 1963-64-65-66-67-68  
Batista, Raphael (1B) — 1973-75  
Beauchamp, Jim (OF) — 1964-65-70  
Belinsky, Bo (LHP) — 1967  
Bell, Buddy (IF) — 1988  
Bergman, Dave (1B-OF) — 1978-79-80  
Berra, Dale (IF) — 1987  
Biancalana, Buddy (IF) — 1987  
Biggio, Craig (C) — 1988-89  
Billingham, Jack (RHP) — 1969-70-71  
Bjorkman, George (C) — 1983  
Blasingame, Wade (LHP) — 1967-68-69-70-71  
Blefary, Curt (1B) — 1969  
Bochy, Bruce (C) — 1978-79-80  
Bond, Walt (1B) — 1964-65  
Boone, Dan (RHP) — 1982  
Boswell, Ken (IF) — 1975-76-77  
Bouton, Jim (RHP) — 1969-70  
Bradey, Don (RHP) — 1964  
Brand, Ron (C) — 1965-66-67-68  
Brandt, Jackie (OF) — 1967  
Brown, Hal (RHP) — 1963-64  
Brown, Ollie (OF) — 1974  
Browne, Byron (OF) — 1968  
Browne, Pidge (1B) — 1962  
Bruce, Bob (RHP) — 1962-63-64-65-66  
Brunet, George (LHP) — 1962-63  
Bryant, Don (C) — 1969-70  
Buddin, Don (IF) — 1962  
Bullock, Eric (OF) — 1985-86  
Busby, Jim (C) — 1962  
Busse, Ray (IF) — 1971-73-74  
Buzhardt, John (RHP) — 1967-68

## —C—

Cabell, Enos (IF) — 1975-76-77-78-79-80-84-85  
Cacek, Craig (IF) — 1977  
Calhoun, Jeff (LHP) — 1984-85-86  
Camacho, Ernie (RHP) — 1988  
Caminiti, Ken (IF) — 1987-88-89  
Campbell, Dave (IF) — 1977  
Campbell, Jim (C) — 1962-63  
Candaele, Casey (IF) — 1988  
Cannon, Joe (OF) — 1977-78  
Cano, Jose (RHP) — 1989  
Cappuzzello, George (LHP) — 1982  
Cardinal, Randy (RHP) — 1963  
Carpin, Frank (LHP) — 1966  
Cedeno, Cesar (OF) — 1970-71-72-73-74-75-76-77-78-79-80-81  
Cerv, Bob (OF) — 1962  
Childress, Rocky (RHP) — 1987-88  
Chiles, Rich (OF) — 1971-72-76  
Cicotte, Al (RHP) — 1962  
Clancy, Jim (RHP) — 1989  
Colbert, Nate (1B) — 1962

Cook, Ron (LHP) — 1970-71  
Coombs, Danny (LHP) — 1963-64-65-66-67-68-69  
Cosgrove, Mike (LHP) — 1972-73-74-75-76  
Crawford, Jim (RHP) — 1973-75  
Crawford, Willie (OF) — 1977  
Cruz, Jose (OF) — 1975-76-77-78-79-80-81-82-83-84-85-86-87  
Cuellar, Mike (LHP) — 1965-66-67-68  
Culver, George (RHP) — 1970-71-72

## —D—

DaVanon, Jerry (IF) — 1975-76  
Dahl, Jay (LHP) — 1963  
Darwin, Danny (RHP) — 1986-87-88-89  
Davidson, Mark (OF) — 1989  
Davis, Brock (OF) — 1963-64-66  
Davis, Glenn (IF) — 1984-85-86-87-88-89  
Davis, Ron (OF) — 1962-66-67-68  
Davis, Tommy (OF) — 1969-70  
Dawley, Bill (RHP) — 1983-84-85  
de la Rosa, Jesus (OF) — 1974  
de los Santos, Ramon (LHP) — 1974  
Deshaies, Jim (LHP) — 1985-86-87-88-89  
Dickson, Jim (RHP) — 1963  
Dierker, Larry (RHP) — 1964-65-66-67-68-69-70-71-72-73-74-75-76  
DiLauro, Jack (LHP) — 1970  
DiPino, Frank (LHP) — 1982-83-84-85-86  
Dixon, Tom (RHP) — 1977-78-79  
Doran, Bill (IF) — 1982-83-84-85-86-87-88-89  
Drew, Cameron (OF) — 1988  
Driessen, Dan (IF) — 1986  
Drott, Dick (RHP) — 1962-63  
Drumright, Keith (IF) — 1978  
Dukes, Tom (RHP) — 1967-68

## —E—

Earley, Arnold (LHP) — 1967  
Easler, Mike (OF) — 1973-74-75  
Edwards, John (C) — 1969-70-71-72-73-74  
Eilers, Dave (RHP) — 1967

## —F—

Farrell, Dick (RHP) — 1962-63-64-65-66-67  
Fazio, Ernie (IF) — 1962-63  
Fenwick, Bob (IF) — 1972  
Ferguson, Joe (C) — 1977-78  
Fischlin, Mike (IF) — 1977-78-80  
Fishel, John (OF) — 1988  
Forsch, Bob (RHP) — 1988-89  
Forsch, Ken (RHP) — 1970-71-72-73-74-75-76-77-78-79-80  
Fox, Nellie (IF) — 1964-65  
Freese, Gene (IF) — 1966  
Fuller, Jim (OF) — 1977  
Funk, Tom (LHP) — 1986

## —G—

Gaines, Joe (OF) — 1964-65-66  
Gainey, Ty (OF) — 1985-86-87-88  
Gallagher, Bob (OF) — 1973-74  
Garcia, Kiko (IF) — 1981-82  
Gardner, Art (OF) — 1975-77  
Garner, Phil (IF) — 1981-82-83-84-85-86-87  
Geiger, Gary (OF) — 1969-70  
Gentile, Jim (1B) — 1965-66  
Gernert, Dick (1B) — 1962  
Geronimo, Cesar (OF) — 1969-70-71  
Gibbons, Joe (LHP) — 1972  
Giusti, Dave (RHP) — 1962-63-64-65-66-67-68  
Gladding, Fred (RHP) — 1968-69-70-71-72-73  
Golden, Jim (RHP) — 1962-63  
Gonzalez, Julio (IF) — 1977-78-79-80  
Goodman, Billy (IF) — 1962  
Goss, Howie (OF) — 1963  
Gotay, Julio (IF) — 1966-67-68-69  
Granger, Wayne (RHP) — 1975  
Greif, Bill (RHP) — 1971  
Griffin, Tom (RHP) — 1969-70-71-72-73-74-75-76  
Gross, Greg (OF) — 1973-74-75-76, 89

Grote, Jerry (C) — 1963-64  
Guinn, Skip (LHP) — 1969-71

## —H—

Hardy, Carroll (OF) — 1963-64  
Hardy, Larry (RHP) — 1976  
Harris, Alonzo (OF) — 1967  
Harris, Buddy (P) — 1970-71  
Harrison, Chuck (1B) — 1965-66-67  
Hartman, J.C. (IF) — 1962-63  
Hatcher, Billy (OF) — 1986-87-88-89  
Heath, Bill (C) — 1966-67  
Heathcock, Jeff (P) — 1983-84-85-87-88  
Heep, Danny (OF) — 1979-80-81-82  
Heisl, Al (OF) — 1962  
Helms, Tommy (IF) — 1972-73-74-75  
Henderson, Steve (OF) — 1988  
Henry, Bill (LHP) — 1969  
Hernandez, Manny (RHP) — 1986-87  
Herrera, Jose (1B) — 1967-68  
Herrmann, Ed (C) — 1976-77-78  
Hertz, Steve (IF) — 1964  
Hiatt, Jack (C) — 1971  
Hoerner, Joe (LHP) — 1963-64  
Hoffman, John (C) — 1964-65  
House, Pat (LHP) — 1967-68  
Householder, Paul (OF) — 1987  
Howard, Larry (C) — 1970-71-72  
Howard, Wilbur (OF) — 1974-75-76-77-78  
Howe, Art (IF) — 1976-77-78-79-80-81-82

## —I—

Ivie, Mike (IF) — 1981-82

## —J—

Jackson, Chuck (IF) — 1987-88  
Jackson, Sonny (IF) — 1963-64-65-66-67  
Javier, Ignacio (OF) — 1976  
Johnson, Clifford (OF) — 1972-73-74-75-76-77  
Johnson, Jerry (RHP) — 1974  
Johnson, Ken (RHP) — 1962-63-64-65  
Jones, Chris (OF) — 1985  
Jones, Gordon (RHP) — 1964-65  
Jutze, Skip (C) — 1973-74-75-76

## —K—

Kasko, Eddie (IF) — 1964-65  
Kelleher, Mick (IF) — 1974  
Kemmerer, Russ (RHP) — 1962-63  
Keough, Matt (RHP) — 1986  
Kerfeld, Charley (RHP) — 1985-86-87  
King, Hal (C) — 1967-68  
Knepper, Bob (LHP) — 1981-82-83-84-85-86-87-88-89  
Knically, Alan (C) — 1979-80-81-82-83  
Knight, Ray (IF) — 1982-83-84  
Knudson, Mark (RHP) — 1985-86  
Konieczny, Doug (RHP) — 1973-74-75-77  
Kroll, Gary (RHP) — 1966

## —L—

LaCorte, Frank (RHP) — 1979-80-81-82-83  
LaCoss, Mike (RHP) — 1982-83-84  
Ladd, Peter (RHP) — 1979  
Lamabe, Jack (RHP) — 1965  
Lampard, Keith (1B) — 1969-70  
Landestoy, Rafael (IF) — 1978-79-80-81  
Landis, Jim (OF) — 1967  
Larker, Norm (1B) — 1962  
Larsen, Don (RHP) — 1964-65  
Larson, Dan (RHP) — 1976-77  
Latman, Barry (RHP) — 1966-67  
Lee, Don (RHP) — 1965-66  
Lemaster, Denny (LHP) — 1968-69-70-71  
Lemongello, Mark (RHP) — 1976-77-78  
Leonard, Jeff (OF) — 1978-79-80-81  
Lillis, Bob (IF) — 1962-63-64-65-66-67  
Lombardozzi, Steve (IF) — 1989  
Lopes, Davey (IF-OF) — 1986-87  
Lopez, Aurelio (RHP) — 1986-87  
Loucks, Scott (OF) — 1980-81-82-83

## —M—

MacKenzie, Ken (LHP) — 1965  
Madden, Mike (LHP) — 1983-84-85-86  
Mahoney, Jim (IF) — 1965  
Mallicoat, Rob (LHP) — 1987  
Mantilla, Felix (IF) — 1969-70-71  
Marshall, Mike (RHP) — 1970  
Martinez, Marty (IF) — 1969-70-71

Mason, Roger (RHP) — 1989  
Mathews, Eddie (IF) — 1967  
Mathis, Ron (RHP) — 1985-87  
May, Lee (1B) — 1972-73-74  
May, Milt (C) — 1974-75  
Mayberry, John (1B) — 1968-69-70-71  
Maye, Lee (OF) — 1968-69-70  
McFadden, Leon (IF) — 1968-69-70  
McLaughlin, Mike "Bo" (RHP) — 1976-77-78-79  
McMahon, Don (RHP) — 1962-63  
Meads, Dave (LHP) — 1987-88  
Meadows, Louie (OF) — 1986-88-89  
Mejias, Roman (OF) — 1962  
Mendoza, Mike (RHP) — 1979  
Menke, Denis (IF) — 1968-69-70-71-74  
Meizger, Roger (IF) — 1971-72-73-74-75-76-77-78  
Meyer, Brian (RHP) — 1988-89  
Milbourne, Larry (IF) — 1974-75-76  
Miller, Norm (OF) — 1965-66-67-68-69-70-71-72  
Mizerock, John (C) — 1983-84-85-86  
Moffitt, Randy (RHP) — 1982  
Monteagudo, Aurelio (RHP) — 1966  
Montalvo, Rafael (RHP) — 1986  
Moreno, Omar (OF) — 1983  
Morgan, Joe (IF) — 1963-64-65-66-67-68-69-70-71-80  
Mumphrey, Jerry (OF) — 1983-84-85  
Murrell, Ivan (OF) — 1963-64-67-68

## —N—

Nagy, Mike (RHP) — 1974  
Nichols, Carl (C) — 1989  
Nicholson, Dave (OF) — 1966  
Nieko, Joe (RHP) — 1975-76-77-78-79-80-81-82-83-84-85  
Niemann, Randy (LHP) — 1979-80  
Nottebart, Don (RHP) — 1963-64-65

## —O—

O'Bradovich, Jim (1B) — 1978  
Osinski, Dan (RHP) — 1970  
Osteen, Claude (LHP) — 1974  
Owens, Jim (RHP) — 1964-65-66-67

## —P—

Paciorek, John (OF) — 1963  
Pankovits, Jim (IF) — 1984-85-86-87-88  
Pena, Bert (IF) 1981-83-84-85-86-87  
Pendleton, Jim (OF) — 1962  
Pentz, Eugene (RHP) — 1976-77-78  
Pepitone, Joe (1B) — 1970  
Pittman, Joe (IF) — 1981-82  
Pizarro, Juan (LHP) — 1973  
Pladson, Gordon (RHP) — 1979-80-81-82  
Pointer, Aaron (OF) — 1963-66-67  
Portugal, Mark (RHP) — 1989  
Puhl, Terry (OF) — 1977-78-79-80-81-82-83-84-85-86-87-88-89  
Pujols, Luis, (C) — 1977-78-79-80-81-82-83

## —R—

Rader, Doug (IF) — 1967-68-69-70-71-72-73-74-75  
Ramirez, Rafael (SS) — 1988-89  
Ranew, Merritt (IF) — 1962  
Ratliff, Gene (1B) — 1965  
Ray, Jim (RHP) — 1965-66-68-69-70-71-72-73  
Ray, Larry (OF) — 1982  
Raymond, Claude (RHP) — 1964-65-66-67  
Reed, Howie (RHP) — 1967  
Reuss, Jerry (LHP) — 1972-73  
Reynolds, Craig (IF) — 1979-80-81-82-83-84-85-86-87-88-89  
Reynolds, Ronn (C) — 1987  
Rhoden, Rick (RHP) — 1989  
Riccelli, Frank (LHP) — 1978-79  
Richard, J.R. (RHP) — 1971-72-73-74-75-76-77-78-79-80-81-82  
Richardt, Mike (IF) — 1984-85  
Rivera, German (OF) — 1985  
Roberge, Bert (RHP) — 1979-80-82  
Roberts, Dave A. (LHP) — 1972-73-74-75  
Roberts, Dave L. (OF) — 1962-64  
Roberts, Dave W. (IF-OF-C) — 1981  
Roberts, Leon (OF) — 1976-77  
Roberts, Robin (RHP) — 1965-66  
Rondon, Gilbert (RHP) — 1976



Ross, Mark (RHP) — 1982-84-85  
 Ruhle, Vern (RHP) — 1978-79-80-81-82-83-84  
 Runnels, Pete (IF) — 1963-64  
 Ryan, Nolan (RHP) — 1980-81-82-83-84-85-86-87-88

## —S—

Sambito, Joe (LHP) — 1976-77-78-79-80-81-82-84  
 Schatzeder, Dan (LHP) — 1989  
 Scherman, Fred (LHP) — 1974-75  
 Schneider, Dan (LHP) — 1967-69  
 Schlueter, Jay (OF) — 1971  
 Scott, Mike (RHP) — 1983-84-85-86-87-88-89  
 Scott, Tony (OF) — 1981-82-83-84  
 Sembera, Carroll (RHP) — 1965-66-67  
 Sexton, Jimmy (IF) — 1978-79  
 Shantz, Bobby (LHP) — 1962  
 Shea, Steve (RHP) — 1968  
 Sherry, Larry (RHP) — 1967  
 Siebert, Paul (LHP) — 1974-75-76  
 Simpson, Dick (OF) — 1968  
 Sims, Greg (OF) — 1966  
 Smajstria, Craig (IF) — 1988  
 Smith, Billy (LHP) — 1981  
 Smith, Dave (RHP) — 1980-81-82-83-84-85-86-87-88-89  
 Smith, Hal (C) — 1962-63  
 Sosa, Jose (RHP) — 1975-76  
 Solano, Julio (RHP) — 1983-84-85-86-87  
 Spangler, Al (OF) — 1962-63-64-65  
 Sperring, Rob (IF) — 1977  
 Spilman, Harry (IF) — 1981-82-83-84-85-88-89  
 Spinks, Scipio (RHP) — 1969-70-71  
 Sprowl, Bobby (LHP) — 1979-80-81  
 Stanton, Mike (RHP) — 1975  
 Staub, Rusty (OF) — 1963-64-65-66-67-68  
 Stewart, Jimmy (IF) — 1972-73  
 Stinson, Bob (C) — 1972  
 Stone, Dean (LHP) — 1962  
 Sutherland, Gary (IF) — 1972-73  
 Sutton, Don (RHP) — 1981-82

## —T—

Taussig, Don (OF) — 1962  
 Taveras, Alex (IF) — 1976  
 Taylor, Ron (RHP) — 1965-66  
 Temple, Johnny (IF) — 1962-63  
 Thomas, Derrel (IF) — 1971  
 Thomas, Frank (OF) — 1965  
 Thomas, Lee (OF) — 1968  
 Thomas, Roy (RHP) — 1977  
 Thon, Dickie (IF) — 1981-82-83-84-85-86-87  
 Thornton, Otis (C) — 1973  
 Throop, George (RHP) — 1979

Tiefenauer, Bob (RHP) — 1962  
 Tolman, Tim (OF) — 1981-82-83-84-85  
 Torres, Hector (IF) — 1968-69-70-73  
 Trevino, Alex (C) — 1988-89  
 Triandos, Gus (C) — 1965

## —U—

Umbricht, Jim (RHP) — 1962-63  
 Upshaw, Cecil (RHP) — 1973

## —V—

Valdespino, Sandy (OF) — 1969  
 Vaughan, Glenn (IF) — 1963  
 Von Hoff, Bruce (RHP) — 1965-67

## —W—

Walker, Tony (OF) — 1986  
 Waller, Tye (OF) — 1987  
 Walling, Denny (OF-IF) — 1977-78-79-80-81-82-83-84-85-86-87-88  
 Walton, Danny (1B) — 1968-77  
 Warthen, Dan (LHP) — 1978  
 Warwick, Carl (OF) — 1962-63  
 Washington, Ron (IF) — 1989  
 Watkins, Bob (RHP) — 1969  
 Watson, Bob (1B) — 1966-67-68-69-70-71-72-73-74-75-76-77-78-79  
 Weekly, Johnny (OF) — 1962-63-64  
 White, Mike (OF) — 1963-64-65  
 Wiedenbauer, Tom (OF) — 1979  
 Wiegand, Tom (C) — 1984  
 Williams, George (IF) — 1962  
 Williams, Rick (RHP) — 1978-79  
 Willis, Ron (RHP) — 1969  
 Wilson, Don (RHP) — 1966-67-68-69-70-71-72-73-74  
 Wilson, Gary (RHP) — 1979  
 Wilson, Glenn (OF) — 1989  
 Wine, Robbie (C) — 1986-87  
 Witt, George (RHP) — 1962  
 Wornack, Dooley (RHP) — 1969  
 Woodeshick, Hal (LHP) — 1962-63-64-65  
 Woods, Gary (OF) — 1980-81  
 Wynn, Jim (OF) — 1963-64-65-66-67-68-69-70-71-72-73

## —Y—

Yelding, Eric (IF) — 1989  
 Yellen, Larry (RHP) — 1963-64  
 York, Jim (RHP) — 1972-73-74-75  
 Young, Gerald (OF) — 1987-88-89  
 Yount, Larry (RHP) — 1971

## —Z—

Zachry, Chris (RHP) — 1963-64-65-66-67  
 Zamora, Oscar (RHP) — 1978

# ALL-TIME HOUSTON COACHES

Adair, Jimmy-1962-63-64-65  
 Alou, Jesus-1979  
 Berra, Yogi-1986-87-88-89  
 Bragan, Bobby-1962  
 Busby, Jim-1962-63-64-65-66-67  
 Clines, Gene-1988  
 Cluck, Bob-1979  
 Courtney, Clint-1965  
 Craig, Roger-1974-75  
 Deal, Col-1962-63-64-83-84-85  
 Fox, Nellie-1965-66-67  
 Galante, Matt-1985-86-87-88-89  
 Garner, Phil-1989  
 Gomez, Preston-1973-74  
 Hancken, Buddy-1968-69-70-71-72  
 Harris, Luman-1962-63-64  
 Hatton, Grady-1973-74  
 Heist, Al-1966-67  
 Hill, Marc-1988  
 Jones, Deacon-1976-77-78-79-80-81-82

Jones, Gordon-1966-67  
 Kittle, Hub-1971-72-73-74-75  
 Leppert, Don-1980-81-82-83-84-85  
 Lillis, Bob-1973-74-75-76-77-78-79-80-81-82  
 Menke, Denis-1983-84-85-86-87-88  
 Moss, Les-1982-83-84-85-86-87-88-89  
 McGaha, Mel-1968-69-70  
 Napoleon, Ed-1989  
 Ott, Ed-1989  
 Owens, Jim-1967-68-69-70-71-72  
 Parker, Salty-1968-69-70-71-72  
 Pacheco, Tony-1976-77-78-79-82  
 Pollet, Howie-1965  
 Tenace, Gene-1986-87  
 Walker, Jerry 1983-84-85  
 Williams, Jim-1975  
 Wright, Mel-1976-77-78-79-80-81-82

## HOUSTON ALL-STAR GAME SELECTIONS

### PITCHERS

		IP	H	R	ER	BB	SO
1962	Dick Farrell	1.0	3	3	3	1	2
1963	Hal Woodeschick	2.0	1	0	0	1	3
1964	Dick Farrell	2.0	2	1	1	1	1
1965	Dick Farrell	1.0	0	0	0	1	0
1966	Claude Raymond	(Did Not Play)					
1967	Mike Cuellar	2.0	1	0	0	0	2
1969	Larry Dierker	0.1	1	0	0	0	0
1971	Larry Dierker	(Did Not Play-Injured)					
	Don Wilson	2.0	0	0	0	1	2
1976	Ken Forsch	1.0	0	0	0	0	1
1977	Joaquin Andujar	(Did Not Play-Injured)					
1979	Joaquin Andujar	2.0	2	2	1	1	0
	Joe Niekro	(Did Not Play)					
	Joe Sambito	0.2	0	0	0	1	0
1980	J.R. Richard*	2.0	1	0	0	2	3
1981	Bob Knepper	2.0	1	0	0	2	3
	Nolan Ryan	1.0	0	0	0	0	1
1983	Bill Dawley	1.1	1	0	0	0	1
1985	Nolan Ryan	3.0	2	0	0	2	2
1986	Mike Scott	1.0	1	1	1	0	2
	Dave Smith	(Did Not Play)					
1987	Mike Scott*	2.0	1	0	0	0	1
1988	Bob Knepper	1.0	2	1	1	1	0
1989	Mike Scott	(Did Not Play-Injured)					

\* Starter

## HOUSTON ALL-STAR GAME SELECTIONS

### PLAYERS

		AB	R	H	RBI	PO	A	E
1966	Joe Morgan*	(Did Not Play—Injured)						
1967	Rusty Staub	1	0	1	0	0	0	0
	Jimmy Wynn	1	0	1	0	0	0	0
1968	Rusty Staub	1	0	0	0	0	0	0
1969	Denis Menke	1	0	0	0	1	0	0
1970	Denis Menke	0	0	0	0	2	1	0
	Joe Morgan	2	1	1	0	1	2	0
1972	Cesar Cedeno	2	1	1	0	0	0	0
	Lee May*	4	0	1	1	13	2	0
1973	Cesar Cedeno*	3	0	1	1	3	0	0
	Bob Watson	0	0	0	0	0	0	0
1974	Cesar Cedeno	2	0	0	0	2	0	0
1975	Bob Watson	1	0	0	0	0	0	0
1976	Cesar Cedeno	2	1	1	2	1	0	0
1978	Terry Puhl	(Did Not Play)						
1979	Craig Reynolds	2	0	0	0	0	1	0
1980	Jose Cruz	(Did Not Play)						
1982	Ray Knight	3	0	0	0	1	4	0
1983	Dickie Thon	3	0	1	0	0	2	0
1984	Jerry Mumphrey	1	0	0	0	0	0	0
1985	Jose Cruz	1	0	0	0	0	0	0
1986	Kevin Bass	1	0	0	0	0	0	0
	Glenn Davis	1	0	0	0	0	0	0
1989	Glenn Davis	1	1	1	0	0	0	0

\* Starter

# HOUSTON ASTROS PLAYOFF HISTORY

## 1980 NATIONAL LEAGUE CHAMPIONSHIP SERIES

In 1980, the Houston Astros claimed their first title as National League Western Division Champions. They then met the Philadelphia Phillies in the 1980 NLCS in what turned out to be one of the most exciting series in League Championship history.

In Game One, the Astros took a 1-0 lead with a run in the third inning off Philly starter Steve Carlton in Philadelphia's Veterans Stadium. However, Phillies leftfielder Greg Luzinski blasted a two-run home run off Ken Forsch in the sixth and Philadelphia went on to take the first game, 3-1.

In Game Two at the Vet, the two clubs played the first of what would be four straight extra innings games. Once again Houston scored first with a single run in the third. The Phillies took a 2-1 lead with a pair of runs in the fourth only to have the Astros tie the game in the seventh. Each team scored a run in the eighth to send it into the tenth where Houston scored four times to even the series at one game each with a 7-4 triumph.

For Game Three, the two clubs moved to Houston's Astrodome where things really got exciting. In the third game of the best-of-five set, each club held the other scoreless through 10½ innings. In the bottom of the eleventh, Joe Morgan led off with a triple to right-center. Morgan was lifted for pinch-runner Rafael Landestoy and two intentional walks were issued to load the bases. Denny Walling lofted a fly ball to left field, Landestoy tagged up and scored the only run of the game to give Houston a 2-1 edge in the series.

Game Four had everything a baseball game could have, including tremendous controversy. After all the arguing and a delay to confer with National League President Chub Feeney, the Phillies had evened the series once again with a 5-3 win in 10 innings.

The final game of the series, Game Five, was a culmination of what the previous four games had to offer. The Astros scored a single run in the bottom of the first, only to have the Phillies take a 2-1 lead with two runs in the second inning. Houston tied the game in the sixth and then exploded for three runs in their half of the seventh. Only six outs away from the National League pennant, Houston surrendered five runs to the Phils in the top of the eighth. But the never-say-die Astros scored two runs in its half of the eighth and the game once again went into extra innings. Philadelphia wasted no time and scored a single run in the top of the tenth to take an 8-7 decision and the National League flag.



*Pinch runner Rafael Landestoy celebrates, while Phillies catcher Keith Moreland waits for the late throw from outfield as the Astros took a 2-1 lead in the series with a 1-0, 11-inning victory.*

# 1980 CHAMPIONSHIP SERIES

## HOUSTON ASTROS

PLAYER	AVG.	G	AB	R	H	TB	2B	3B	HR	RBI	SH	SF	BB	HP	SO	SE	CS
Andujar . . . . .	—	1	0	0	0	0	0	0	0	0	0	0	0	0	0	0	0
Ashby . . . . .	.125	2	8	0	1	1	0	0	0	1	0	0	0	0	0	0	0
Bergman . . . . .	.333	4	3	0	1	3	0	1	0	2	0	0	0	0	0	0	0
Bochy . . . . .	.000	1	1	0	0	0	0	0	0	0	0	0	0	0	0	0	0
Cabell . . . . .	.238	5	21	1	5	6	1	0	0	0	3	0	1	0	3	0	1
Cedeno . . . . .	.182	3	11	1	2	2	0	0	0	1	0	0	1	0	0	0	0
Cruz . . . . .	.400	5	15	3	6	9	1	1	0	4	0	0	8	0	1	0	0
Forsch . . . . .	1.000	2	2	0	2	2	0	0	0	0	1	0	0	0	0	0	0
Heep . . . . .	.000	1	1	0	0	0	0	0	0	0	0	0	0	0	0	0	0
Howe . . . . .	.200	5	15	0	3	6	1	1	0	2	0	1	2	0	2	0	0
La Corte . . . . .	.000	2	1	0	0	0	0	0	0	0	0	0	0	0	0	0	0
Landestoy . . . . .	.222	5	9	3	2	2	0	0	0	2	0	0	1	0	0	1	0
Leonard . . . . .	.000	3	3	0	0	0	0	0	0	0	0	0	0	0	2	0	0
Morgan . . . . .	.154	4	13	1	2	5	1	1	0	0	0	0	6	0	1	0	0
Niekro . . . . .	.000	1	3	0	0	0	0	0	0	0	0	0	0	0	1	0	0
Puhl . . . . .	.526	5	19	4	10	12	2	0	0	3	0	0	3	0	2	2	0
Pujols . . . . .	.100	4	10	1	1	3	0	1	0	0	0	0	3	0	0	0	0
Reynolds . . . . .	.154	4	13	2	2	3	1	0	0	0	1	0	3	0	0	0	0
Ruhle . . . . .	.000	1	3	0	0	0	0	0	0	0	0	0	0	0	1	0	0
Ryan . . . . .	.000	2	4	1	0	0	0	0	0	0	1	0	1	0	2	0	0
Sambito . . . . .	.000	3	0	0	0	0	0	0	0	0	1	0	0	0	0	0	0
Smith . . . . .	—	3	0	0	0	0	0	0	0	0	0	0	0	0	0	0	0
Walling . . . . .	.111	3	9	2	1	1	0	0	0	2	0	1	1	0	0	0	0
Woods . . . . .	.250	4	8	0	2	2	0	0	0	1	0	0	1	0	3	1	0
TEAM	.233	5	172	19	40	57	7	5	0	18	7	2	31	0	19	4	1
ERRORS: 3		DOUBLE PLAYS: 4										LEFT ON BASE: 45					

PITCHER	ERA	W	L	G	GS	CG	GF	SV	SHO	IP	H	ER	R	HR	BB	HB	SO
Andujar . . . . .	0.00	0	0	1	0	0	1	1	0	1.0	0	0	0	0	1	0	0
Forsch . . . . .	4.15	0	1	2	1	1	0	0	0	8.2	10	4	4	1	1	0	6
LaCorte . . . . .	3.00	1	1	2	0	0	1	0	0	3.0	7	1	2	0	2	0	2
Niekro . . . . .	0.00	0	0	1	1	0	0	0	0	10.0	6	0	0	0	1	1	2
Ruhle . . . . .	3.86	0	0	1	1	0	0	0	0	7.0	8	3	3	0	1	0	3
Ryan . . . . .	5.50	0	0	2	2	0	0	0	0	13.1	16	8	8	0	3	0	14
Sambito . . . . .	4.91	0	1	3	0	0	1	0	0	3.2	4	2	2	0	2	0	6
Smith . . . . .	4.50	1	0	3	0	0	1	0	0	2.1	4	1	1	0	2	0	4
TEAM	3.49	2	3	5	5	1	4	1	1	49.0	55	19	20	1	13	1	37

## GAME SUMMARIES

		R	H	E													
October 7	Houston	0	0	1	0	0	0	0	0	0	1	7	0	TIME	ATTEND.		
Tuesday-n	Philadelphia	0	0	0	0	0	2	1	0	x	3	8	1	2:35	65,277		
FORSCH and Pujols																	
CARLTON, McGraw (8) and Boone																	
HR: Phil (1) — Luzinski																	

		R	H	E													
October 8	Houston	0	0	1	0	0	0	1	1	0	4	7	8	1	TIME	ATTEND.	
Wednesday-n	Philadelphia	0	0	0	2	0	0	0	1	0	1	4	14	2	3:34	65,476	
Ryan, Sambito (7), Smith (7), LaCORTE (9), Andujar (10) and Ashby																	
Ruthven, McGraw (8) REED (9), Saucier (10) and Boone																	

		R	H	E													
October 10	Philadelphia	0	0	0	0	0	0	0	0	0	0	7	1	TIME	ATTEND.		
Friday-n	Houston	0	0	0	0	0	0	0	0	1	1	6	1	3:22	44,443		
Christenson, Noles (7), McGRAW (8) and Boone, Moreland (11)																	
Niekro, SMITH (11) and Pujols																	

		R	H	E													
October 11	Philadelphia	0	0	0	0	0	0	0	3	0	2	5	13	0	TIME	ATTEND.	
Saturday-d	Houston	0	0	0	1	1	0	0	0	1	0	3	5	1	3:55	44,952	
Carlton, Noles (6), Saucier (7), Reed (7), BRUSSTAR (8), McGraw (10) and Boone																	
Ruhle, Smith (8), SÁMBITO and Pujols, Bochy (8)																	

		R	H	E													
October 12	Philadelphia	0	0	2	0	0	0	0	5	0	1	8	13	2	TIME	ATTEND.	
Sunday-n	Houston	1	0	0	0	0	1	3	2	0	0	7	14	0	3:38	44,002	
Bystrom, Brusstar (6), Christenson (7), Reed (7), McGraw (8), RUTHVEN (9) and Boone																	
Ryan, Sambito (8), Forsch (8), LaCORTE (9) and Pujols, Ashby (7)																	

## 1981 NATIONAL LEAGUE WESTERN DIVISIONAL SERIES

Taking full advantage of the split season created in 1981, the Astros overcame a slow start and won the 'second' season with a 33-20 record. They then met the first half champs, the Los Angeles Dodgers, in a best-of-five series to decide the NL West Championship.

In the first game of the series in Houston, Fernando Valenzuela and Nolan Ryan battled equally for eight and one-half innings, each surrendering just one run. Then, in the bottom of the ninth with two out and Craig Reynolds at first, Houston catcher Alan Ashby crushed a pitch from LA reliever Dave Stewart into the right field seats for a game winning two-run home run.

Game Two of the series matched the first game for excitement with an equally dramatic ending. For 10½ innings, Houston and Los Angeles played scoreless baseball. But in the Astros half of the 11th inning, Phil Garner and Tony Scott each singled to open the frame. After Jose Cruz flied to left, Cesar Cedeño was intentionally walked to load the bases. Art Howe then struck out to bring pinch-hitter Denny Walling to the plate. Walling sent the capacity crowd home happy by stroking a run-scoring, game-winning single to right as Houston took a commanding 2-0 lead in the best of five set with a 1-0 win.

The scene then switched to Los Angeles where the Dodger Stadium magic continued its spell over the Astros. In Game Three, the Dodgers pounced on Bob Knepper for three first inning runs and never looked back as Los Angeles made it two games to one with a 6-1 win.

The fourth game pitted rookie sensation Valenzuela against Vern Ruhle. Ruhle matched Valenzuela for four innings before Pedro Guerrero blasted a solo home run with two out in the fifth inning. Los Angeles added an insurance run in the seventh inning before Houston finally scored off Valenzuela in the top of the ninth, but the Dodgers held on to win 2-1 and even the series at two games apiece.

The deciding fifth game of the series pitted Jerry Reuss against Nolan Ryan. Once again the two pitchers matched each other for the first half of the game before the Dodgers scored three times in the bottom of the sixth. Behind the strength of Reuss' four-hit pitching, the Dodgers went on to take the game, 4-0, and the series, three games to two.



*Catcher Alan Ashby finds a crowd of happy teammates waiting for him as he reaches home after slugging a game-winning, two-run, two-out homer in the first game of the Divisional Championship Series.*

# 1981 DIVISIONAL SERIES

## HOUSTON ASTROS

PLAYER	AVG	G	AB	R	H	TB	2B	3B	HR	RBI	SH	SF	HP	BB	SO	Sb	CS
Ashby . . . . .	.111	3	9	1	1	4	0	0	1	2	0	0	0	2	0	0	0
Cedeno . . . . .	.231	4	13	0	3	4	1	0	0	0	0	0	0	2	2	2	2
Cruz . . . . .	.300	5	20	0	6	7	1	0	0	0	0	0	0	1	3	1	0
Garcia . . . . .	.000	2	4	0	0	0	0	0	0	0	0	0	0	1	0	0	0
Garner . . . . .	.111	5	18	1	2	2	0	0	0	0	0	0	0	3	3	0	0
Howe . . . . .	.235	5	17	1	4	7	0	0	1	1	0	0	0	2	1	0	0
Knepper . . . . .	.000	1	1	0	0	0	0	0	0	0	0	0	0	0	0	0	0
La Corte . . . . .	—	2	0	0	0	0	0	0	0	0	0	0	0	0	0	0	0
Niekro . . . . .	.000	1	2	0	0	0	0	0	0	0	0	0	0	0	0	0	0
Pittman . . . . .	.000	2	2	0	0	0	0	0	0	0	0	0	0	0	0	0	0
Puhl . . . . .	.190	5	21	2	4	5	1	0	0	0	0	0	0	0	1	1	0
Pujols . . . . .	.000	2	6	0	0	0	0	0	0	1	0	0	0	0	1	0	0
Reynolds . . . . .	.333	2	3	1	1	1	0	0	0	0	0	0	0	0	1	0	0
Roberts . . . . .	.000	1	1	0	0	0	0	0	0	0	0	0	0	0	1	0	0
Ruhle . . . . .	.000	1	1	0	0	0	0	0	0	1	0	0	0	0	1	0	0
Ryan . . . . .	.250	2	4	0	1	1	0	0	0	0	0	0	0	1	1	0	0
Sambito . . . . .	—	2	0	0	0	0	0	0	0	0	0	0	0	0	0	0	0
Scott . . . . .	.150	5	20	0	3	3	0	0	0	2	0	0	0	1	6	0	1
Smith, B. . . . .	—	1	0	0	0	0	0	0	0	0	0	0	0	0	0	0	0
Smith, D. . . . .	—	2	0	0	0	0	0	0	0	0	0	0	0	0	0	0	0
Spilman . . . . .	.000	1	1	0	0	0	0	0	0	0	0	0	0	0	0	0	0
Thor . . . . .	.182	4	11	0	2	2	0	0	0	0	0	0	0	1	0	0	0
Walling . . . . .	.333	3	6	0	2	2	0	0	0	1	0	0	0	0	1	0	0
Woods . . . . .	.000	2	2	0	0	0	0	0	0	0	0	0	0	0	1	0	0
TOTALS	.179	5	162	6	29	38	3	0	2	6	2	0	0	13	24	4	3

ERRORS: 5

DOUBLE PLAYS: 1

LEFT ON BASE: 32

PITCHER	ERA	W	L	G	GS	CG	GF	SHO	SV	IP	H	R	ER	HR	BB	SO	WP
Knepper . . . . .	5.40	0	1	1	1	0	0	0	0	5.0	6	3	3	1	2	4	1
La Corte . . . . .	0.00	0	0	2	0	0	1	0	0	3.2	2	0	0	0	1	5	0
Niekro . . . . .	0.00	0	0	1	1	0	0	0	0	8.0	7	0	0	0	3	4	0
Ruhle . . . . .	2.25	0	1	1	1	1	0	0	0	8.0	4	2	2	1	2	0	0
Ryan . . . . .	1.80	1	1	2	2	1	0	0	0	15.0	6	4	3	1	3	14	0
Sambito . . . . .	16.20	1	0	2	0	0	1	0	0	1.2	5	3	3	0	2	2	0
Smith, B. . . . .	0.00	0	0	1	0	0	1	0	0	0.1	0	0	0	0	0	0	0
Smith, D. . . . .	3.86	0	0	2	0	0	0	0	0	2.1	2	1	1	0	0	4	0
TOTALS	2.45	2	3	5	5	2	3	1	0	44.0	32	13	12	3	13	34	1

## GAME SUMMARIES

			R	H	E			
October 6	Los Angeles	0 0 0	0 0 0	1 0 0	1 2 0	TIME	ATTEND.	
Tuesday-n	Houston	0 0 0	0 0 1	0 0 2	3 8 0	2:22	44,836	

Valenzuela, STEWART (9) and Scioscia  
 RYAN and Ashby  
 HR: Hou (1) — Ashby; LA (1) — Garvey

			R	H	E			
October 7	Los Angeles	0 0 0	0 0 0	0 0 0	0 9 1	TIME	ATTEND.	
Wednesday-d	Houston	0 0 0	0 0 0	0 0 0	0 1 9	3:39	42,398	

Reuss, Howe (10), STEWART (11), Forster (11), Niedenfuer (11) and Scioscia,  
 Yeager (11)  
 Niekro, D. Smith (9) SAMBITO (11) and Pujols

			R	H	E			
October 9	Houston	0 0 1	0 0 0	0 0 0	1 3 2	TIME	ATTEND.	
Friday-d	Los Angeles	3 0 0	0 0 0	0 3 x	6 10 0	2:35	46,820	

KNEPPER, LaCorte (6), Sambito (8), B. Smith (8) and Ashby  
 HOOTON, Howe (8), Welch (9) and Yeager  
 HR: Hou (1) — Howe; LA (1) — Garvey

			R	H	E			
October 10	Houston	0 0 0	0 0 0	0 0 1	1 4 0	TIME	ATTEND.	
Saturday-n	Los Angeles	0 0 0	0 1 0	1 0 x	2 4 0	2:00	55,983	

RUHLE and Pujols  
 VALENZUELA and Scioscia  
 HR: LA (1) — Guerrero

			R	H	E			
October 11	Houston	0 0 0	0 0 0	0 0 0	0 5 3	TIME	ATTEND.	
Sunday-d	Los Angeles	0 0 0	0 0 3	1 0 x	4 7 2	2:52	55,379	

RYAN, D. Smith (7), La Corte (7) and Ashby  
 REUSS and Scioscia

## 1986 NATIONAL LEAGUE CHAMPIONSHIP SERIES

The Astros confounded the experts who tabbed them to lose 100 games prior to the 1986 season by running away with the Western Division by ten games and earning the right to meet the New York Mets, who had demolished the East by a final 21 1/2 game margin. The two clubs then locked horns in an epic series that concluded in the longest and possibly most exciting playoff game in history.

The Astros rode the pitching of Cy Young winner Mike Scott to take a one game lead in the NLCS with a 1-0 victory in Game One. Scott fanned 14 to become the first pitcher to toss a complete game 1-0 victory and Glenn Davis provided all the offense that was needed by homering in his first at bat. Davis became the third player in National League history to homer in his first career series at bat and he also collected Houston's first-ever NLCS homer.

The Mets evened the series at a game each by jumping on Houston starter Nolan Ryan for five runs and the Mets Bob Ojeda pitched out of a series of jams as New York took Game Two, 5-1. Ryan held the Mets hitless through three innings, but they broke through with a pair of runs in the fourth and three in the fifth. Ojeda scattered 10 hits to toss a complete game.

Lenny Dykstra's two-run homer with one out in the bottom of the ninth gave the Mets a 6-5 win in Game Three and a 2-1 edge in the series. Houston held leads of 4-0 and 5-4 only to see the Mets come back. Bob Knepper shut the New Yorkers out until the sixth when Darryl Strawberry slammed a three-run homer, but the Astros bounced right back when Bill Doran scored an unearned run in the seventh. That lead held until the ninth when Wally Backman opened the inning on a bunt single and then scored one out later on Dykstra's homer.

Scott came back with another powerful outing in Game Four to even the series 2-2. He tossed his second straight complete game and Alan Ashby and Dickie Thon each homered in a 3-1 Astros win. Scott ran his scoreless inning streak to 16 before the Mets finally reached him for a run in the eighth. Ashby staked his batterymate to a 2-0 lead with a two-run homer in the second and Thon added insurance with a solo blast in the fifth.

Nolan Ryan and Dwight Gooden matched fastball for fastball in Game Five, but neither were around for the finish when Gary Carter slapped a single in the bottom of the 12th to give the Mets a 2-1 win and a 3-2 lead in the series. Gooden went the first ten innings scattering nine hits, but the veteran Ryan was even better. Ryan struck out 12 in nine innings, allowing just two hits and one run, despite pitching the last five innings on a badly sprained ankle. The Astros again scored first, but Strawberry knotted the game at 1-1 in the bottom of the fourth with a line-drive homer to right.

If the first five games of the series had been exciting, they still paled in comparison to the sixth and final game. The script was familiar, Houston jumped out to an early lead only to have the Mets rally, but this time the finish was even more dramatic. The Astros jumped on Bob Ojeda for three runs in the first, while Bob Knepper blanked New York until the ninth when the Mets chased him with three runs of their own. The game stayed tied until the top of the 14th when the Mets moved in front by a run. But Houston struck right back as Billy Hatcher drilled a one-out homer off the foul pole in left. The war of attrition then moved into the 16th inning and towards its fifth hour as New York scored three times for a seemingly safe lead. But Houston rallied for two in the bottom of the 16th before Jesse Orosco put out the final fire as the Mets captured the National League title with a 7-6 win.



# 1986 CHAMPIONSHIP SERIES

## HOUSTON ASTROS

PLAYER	AVG.	G	AB	R	H	TB	2B	3B	HR	RBI	SH	SF	HP	BB	SO	SB	CS
Ashby . . . . .	.130	6	23	2	3	7	1	0	1	2	0	0	0	2	1	0	0
Bass . . . . .	.292	6	24	0	7	9	2	0	0	0	0	0	0	4	4	2	3
Cruz . . . . .	.192	6	26	0	5	5	0	0	0	2	0	0	0	1	8	0	0
Davis . . . . .	.269	6	26	3	7	11	1	0	1	3	0	0	1	1	3	0	0
Doran . . . . .	.222	6	27	3	6	9	0	0	1	3	0	0	0	2	2	2	1
Garner . . . . .	.222	3	9	1	2	3	1	0	0	2	0	0	0	1	2	0	0
Hatcher . . . . .	.280	6	25	4	7	10	0	0	1	2	2	0	0	3	2	3	0
Lopes . . . . .	.000	3	2	1	0	0	0	0	0	0	0	0	0	1	0	0	0
Pankovits . . . . .	.000	2	2	0	0	0	0	0	0	0	0	0	0	0	1	0	0
Puhl . . . . .	.667	3	3	0	2	2	0	0	0	0	0	0	0	0	0	1	0
Reynolds . . . . .	.333	4	12	1	4	4	0	0	0	0	0	0	0	1	2	0	0
Thon . . . . .	.250	6	12	1	3	6	0	0	1	1	0	0	0	0	2	0	0
Walling . . . . .	.158	5	19	1	3	4	1	0	0	2	0	0	0	0	4	0	0
TOTALS	.218	6	225	17	49	70	6	0	5	17	2	0	1	17	40	8	4

ERRORS: 7

DOUBLE PLAYS: 3

LEFT ON BASE: 49

PITCHER	ERA	W	L	G	GS	CG	GFS	SHO	SV	IP	H	R	ER	HR	BB	SO	WP
Andersen . . . .	0.00	0	0	2	0	0	0	0	0	5.0	1	0	0	0	2	3	0
Calhoun . . . . .	9.00	0	0	1	0	0	1	0	0	1.0	1	1	1	0	1	0	2
Kerfeld . . . . .	2.25	0	1	3	0	0	2	0	0	4.0	2	1	1	0	1	4	0
Knepper . . . . .	3.52	0	0	2	2	0	0	0	0	15.1	13	7	6	1	1	9	0
Lopez . . . . .	8.10	0	1	2	0	0	0	0	0	3.1	7	3	3	0	4	3	0
Ryan . . . . .	3.86	0	1	2	2	0	0	0	0	14.0	9	6	6	1	1	17	0
Scott . . . . .	0.50	2	0	2	2	2	0	1	0	18.0	8	1	1	0	1	19	0
Smith . . . . .	9.00	0	1	2	0	0	1	0	0	2.0	2	2	2	1	3	2	0
TOTALS	2.87	2	4	6	6	2	4	1	0	62.2	43	21	20	3	14	57	2

## GAME SUMMARIES

		R	H	E	TIME	ATTEND.
October 8	New York	0	0	0		
Wednesday-n	Houston	0	1	0	2:56	41,131

Gooden, Orosco (8) and Carter  
 Scott and Ashby  
 HR: Hou (1) — Davis  
 WP: Scott (1-0) LP: Gooden (0-1)

		R	H	E	TIME	ATTEND.
October 9	New York	0	0	0		
Thursday-n	Houston	0	0	0	2:40	44,391

Ojeda and Carter  
 Ryan, Andersen (6), Lopez (8), Kerfeld (9) and Ashby  
 WP: Ojeda (1-0) LP: Ryan (0-1)

		R	H	E	TIME	ATTEND.
October 11	Houston	2	2	0		
Saturday-d	New York	0	0	0	2:55	55,052

Knepper, Kerfeld (8), Smith (9) and Ashby  
 Darling, Aguilera (6), Orosco (8) and Carter  
 HR: Hou (1) — Doran NY (2) — Strawberry (1), Dykstra (1)  
 WP: Orosco (1-0) LP: Smith (0-1)

		R	H	E	TIME	ATTEND.
October 12	Houston	0	2	0		
Sunday-n	New York	0	0	0	2:23	55,038


Scott and Ashby  
 Fernandez, McDowell (7), Sisk (9) and Carter  
 HR: Hou (2) — Ashby (1), Thon (1)  
 WP: Scott (2-0) LP: Fernandez (0-1)

		R	H	E	TIME	ATTEND.
October 14	Houston	0	0	0		
Tuesday-d	New York	0	0	0	3:45	54,986

Gooden, Orosco (11) and Carter  
 Ryan, Kerfeld (10) and Ashby  
 HR: New York (1) — Strawberry (2)  
 WP: Orosco (2-0) LP: Kerfeld (0-1)

		R	H	E	TIME	ATTEND.
October 15	New York	0	0	0		
Wednesday-d	Houston	3	0	0	4:42	45,718

Ojeda, Aguilera (6), McDowell (9), Orosco (14) and Carter  
 Knepper, Smith (9), Andersen (11), Lopez (14), Calhoun (16) and Ashby.  
 HR: Houston (1) — Hatcher  
 WP: Orosco (3-0) LP: Lopez (0-1)



# **HOUSTON ASTROS**

## **Public Relations Office**

**P.O. Box 288**

**Houston, TX 77001**

**Office: (713) 799-9600**

**FAX: (713) 799-9562**

**Audio Line: (713) 799-9726**

**Rob Matwick - Director**

**Chuck Pool - Assistant Director**

**Meribeth Fuqua - Secretary**

**Craig Sanders - P.R. Assistant**

### **MEDIA INFORMATION FOR ASTROS GAMES**

**CREDENTIALS** — Credentials will be issued only to legitimate news-gathering agencies. Season credentials will be issued only to those agencies that cover the Astros on a daily basis. Season credentials will be laminated and must be worn in a visible manner at all times. All requests for credentials should be made in writing to the Astros Public Relations Office. Deadline for credentials are as follows: Season - March 15; Daily - five working days prior to the game requested. All agencies who wish to cover the Astros must have a letter on file to have credentials issued. Credentials are issued to working members of the press only. No wives, guests or children of press members will be issued passes and credentials are not transferable. Credentialed media are also prohibited from requesting autographs on the field. Any violations will result in the immediate revocation of the credential. All game credentials will be picked up at Receiving 1 entrance to the Astrodome.

**ADMISSION TO THE ASTRODOME** - The media entrance to the Astrodome is at Receiving 1 on the West side of the building.

**MAIN PRESS BOX** - Take the elevator at Receiving 1 entrance to Level 5, then proceed to Sections 554 or 555 for the main working area. All broadcast positions are also located on Level 5 in Booths marked 545 through 553.

**PRESS ROOM; THE LUNCHING PAD** - Located on Level 5 adjacent to the main press area, is open for meal service two-and-a-half hours prior to game time to accredited members of the media. The room will be open (bar service and snacks) for approximately 90 minutes after the game.

**CLUBHOUSES** — The Astros clubhouse is located on Level 1, while the visitors are located on Level 2 behind section 237 (third base side). Access can be obtained by taking the elevator at Receiving 1 to the appropriate level and then walking to the clubhouse. All working media with clubhouse credentials will be admitted prior to the game until one hour before game time. Clubhouses will be open to the media with clubhouse credentials immediately after the game. At times, certain restrictions may be imposed for meetings, etc.

**FIELD** — All non-uniformed personnel must leave the field one-half hour prior to game time. No person is to be allowed on the field unless he/she has working media credentials expressly for field privileges (photo pass).

**NOTES** — Game Notes and statistics are available in the work room behind the main press area two hours prior to game time. Play-by-play sheets and box scores will be available in the same area after each game.

**MEDIA GUIDES** — Astros media guides and media guides of other clubs are available upon request in the press box and can be obtained from Astros Public Relations representatives.

**TELEPHONES** — A total of six telephones are available for media use in the main press area. One phone, which must work through the switchboard, is also available in the press room.

**TICKETS** — All requests for media complimentary tickets must be made to the Astros Public Relations Office by 2 p.m., for a game beginning at 7:35 p.m. Requests for weekend games should be made by Friday at 5 p.m., to ensure the request being filled. Media complimentary tickets are to be picked up at the will call window at the South ticket gate.



## ON THE AIR

The Houston Astros return a familiar lineup to the air in 1990 as broadcasters Milo Hamilton, Bill Brown, Larry Dierker, Bruce Gietzen and Bill Worrell return behind the mike.

Hamilton enters his sixth season as the Astros main play-by-play announcer. He also has called the action with the Chicago Cubs in 1955-57, and then again from 1980-84. Sandwiched between those dates were stops with the Chicago White Sox (1961-65), Atlanta Braves (1966-75) and Pittsburgh Pirates (1976-79).

A native of Fairfield, Iowa, Hamilton has also broadcast a wide variety of sporting events and in previous winters has handled basketball for the DePaul Blue Demons, Kentucky Wildcats, and Chicago Bulls. This past winter, Hamilton again was a part of HSE's Southwest Conference basketball coverage.

Brown enters his fourth season as a member of the Astros crew. He handles most of the television play-by-play chores while Hamilton handles most of the duties on radio. Houston is Brown's second major league assignment. He served as the television voice of the Cincinnati Reds from 1976-82.

Dierker began his association with the Astros in 1964 as a pitcher for the Colt .45s. After a 14-year career which saw him become Houston's first 20-game winner in 1969 and toss a no-hitter in 1976, Dierker made his way to the broadcast booth in 1979. He serves as the principal color analyst on both TV and radio.

Popular Houston sportscaster Bruce Gietzen returns for his third season as color analyst for road games on Astros radio.

An 18-year veteran of the Houston sports scene, Bill Worrell is back for his sixth year as a color commentator on Home Sports Entertainment.

The senior member of the Astros broadcast team is radio engineer Bob Green, who has manned the board for Houston baseball broadcasts since the club began in 1962.

Astros games are also broadcast in Spanish featuring Rolando Becerra with play-by-play and Orlando Sanchez Diago as color analyst.

## BASEBALL WRITER'S ASSOCIATION OF AMERICA HOUSTON CHAPTER — 1990

Chairman — Kevin Newberry, Houston Post

Fran Blinebury, Houston Chronicle

Terry Blount, Houston Post

Ray Buck, Houston Post

Al Carter, Houston Chronicle

David Chapin, San Antonio Light

Jayne Custred, Houston Chronicle

Ed Fowler, Houston Chronicle

Chris Haft, Houston Post

Kenny Hand, Houston Post

Bill Hartman, Fort Bend  
Herald-Coaster

\*Fred Hartman, Baytown Sun

Joe Heiling, Beaumont Enterprise

Mickey Herskowitz, Houston Post

Neil Hohlfeld, Houston Chronicle

John Hollis,

Honorary Lifetime Member

R.T. Lowe, Cleveland Advocate

Mike Lutz, AP

Rich Luna, UPI

Ivy McLemore, Houston Post

Jim Molony, Houston Post

\*Clark Nealon,

Honorary Lifetime Member

Dale Robertson, Houston Post

Eddie Sefko, Houston Chronicle

Harry Shattuck, Houston  
Chronicle

David Pickle, Houston Chronicle

\*Max Skelton,

Honorary Lifetime Member

Bill Sullivan, Houston Chronicle

John Wilson,

Honorary Lifetime Member

\*Charter Members (1962)



# HOUSTON ASTRODOME GROUND RULES

## DUGOUTS

The ball remains in play unless it enters the dugout or hits yellow area therein. ONE BASE on throw by pitcher; TWO BASES on throw by a fielder.

## BEHIND HOME PLATE

Any thrown ball hitting above, on or below canvas padding behind home plate remains IN PLAY if it rebounds onto field. If ball lodges and remains in canvas padding. ONE BASE on pitch; TWO BASES on throw by a fielder.

## HITTING ROOF OR SPEAKERS

Ball hitting roof or speakers in fair territory is playable if caught by fielder—batter is out.

Ball hitting roof or speakers in fair territory shall be judged fair or foul in relation to where it hits the ground or is touched by a fielder.

Speakers down left and right field lines are in foul territory.

Any ball that hits speakers or roof in foul territory is a foul ball and the ball is dead.

## OUTFIELD AREA

Any ball bouncing over fence from fair territory is considered to have left the playing field and should be ruled a TWO BASE hit.

## BATTING PRACTICE TIMES

### 7:35 p.m. Start

until 6:10 — Astros Hit

6:10 - 6:50 — Visitors Hit

6:55 - 7:05 — Astros Infield

7:05 - 7:15 — Visitors Infield

7:15 - 7:30 — Field Preparation

7:35 — First Pitch

### 1:35 p.m. Start

until 12:10 — Astros Hit

12:10 - 12:50 — Visitors Hit

12:55 - 1:05 — Astros Infield

1:05 - 1:15 — Visitors Infield

1:15 - 1:30 — Field Preparation

1:35 — First Pitch

### 7:05 p.m. Start

until 5:40 — Astros Hit

5:40 - 6:20 — Visitors Hit

6:25 - 6:35 — Astros Infield

6:35 - 6:45 — Visitors Infield

6:45 - 7:00 — Field Preparation

7:05 — First Pitch

## PLAYING FIELD DISTANCES

Left Field Fence .....	330 feet
Center Field Fence .....	400 feet
Right Field Fence .....	330 feet
Plate to Grandstand .....	66 feet
Power Alleys (left and right) .....	380 feet
Height of Walls (all) .....	10 feet

## SILVER ANNIVERSARY OF THE ASTRODOME

25 years ago an event unfolded in Houston which changed the sporting and entertainment world. During this, the 25th anniversary season of the Houston Astrodome, it is particularly appropriate to pay tribute to the construction, design and legacy of the eighth wonder of the world. What follows is a brief history of the first 25 years of the Astrodome and some of the more memorable events and comments that the stadium has evoked.

The idea for an indoor stadium originated in the 1950s when Judge Roy Hofheinz was intrigued by the Rome Colosseum during a trip to Italy. Hofheinz was amazed to hear that the structure, which had been built in 80 A.D., had contained an awning that was pulled by machines to cover the amphitheater when the weather became too hot or unpleasant.

Further talks with Buckminster Fuller, the inventor of the geodesic dome, convinced Hofheinz that it was possible to construct an indoor sports stadium. When Hofheinz joined R.E. (Bob) Smith in 1960 in the city of Houston's attempt to attract a major league baseball team, they realized that the proposal of an indoor stadium could further enhance their chances as an expansion city.

A model of the proposed stadium was prepared and shown to major league baseball owners in a meeting in Chicago on October 17, 1960. Shortly thereafter, the good news was made public; Houston had been granted an expansion team in the National League beginning in the 1962 season.

Plans were drawn up, contracts awarded, and groundbreaking began on January 3, 1962. While the Colt .45s played their first three seasons in a temporary home called Colt Stadium, construction was going on just a few hundred feet away in a large hole that eventually became the Astrodome.

When the stadium opened on April 9, 1965, with an exhibition game between the New York Yankees and the newly named Houston Astros, the real story was the stadium. The Astrodome was the first completely enclosed, air-conditioned domed stadium in the world. It had the first completely flat playing field. Its clear span of 642 feet was the largest in the world. It was the first time cushioned seats had been installed in a stadium. It was the first time conditioned air had projected over 300 feet. The first time that as many as 4,500 skylights were used in one building. It had the first ultraviolet ray smoke detector, the first multiple time delay sound system and the first rotatable grandstand.

The Astrodome had the world's largest scoreboard, the largest major league dugouts and the first vacuumed seats. Eighty percent of the seats were accessible by walking down and the feeder ramps had an eight percent grade, the widest and most level ramps in any sports stadium. It was  $4\frac{1}{2}$  times the diameter of the Rome Pantheon, the largest dome ever erected until the 20th century.

The overall inside height of the Astrodome was 208 feet, high enough to comfortably fit the Houston Shamrock Hotel or the San Francisco Cow Palace. Another first that originated with the stadium was the construction of the 'sky boxes', luxury seating areas that were decorated in 53 different motifs ranging from Spanish Provano to Grecian Delight to Goliwoggs.

In the Astros second season, another sports first was created, the use of synthetic grass, dubbed 'Astroturf'. The need for Astroturf was propounded when the dome's clear sky panels were painted black during the first baseball season to improve visibility for flyballs. After the painting, the stadium's natural grass began to wilt, and the team looked for an alternate surface to prosper indoors. The Monsanto Corporation had been experimenting with a new synthetic turf, and the Astroturf was installed shortly before the 1966 season.

During its first 25 years, the Astrodome has hosted two baseball All-Star Games, two League Championship Series, one Division Series, the longest night game in National League history, five Houston no-hitters and 1,115 Astros victories.

The stadium has also hosted an NBA All-Star Game and the legendary 'Game of the Century' between a Lew Alcindor-led UCLA team and an Elvin Hayes-led University of Houston squad before a record basketball crowd of 52,693. Billie Jean King battled Bobby Riggs in tennis' Battle of the Sexes in the Astrodome on September 29, 1973 in a match that drew a record crowd of 30,742. Several boxing world championship matches were held in the Astrodome, including a Muhammad Ali-Ernie Terrell match on February 6, 1967 that drew an indoor record 37,321 fans. A bloodless bullfight, midget auto racing, Billy Graham Crusades. Houston




Livestock Show and Rodeo, Houston Oilers, Gamblers and Cougars football have also called the Astrodome home.

The eighth wonder of the world elicited its fair share of respect and admiration from around the globe when it first opened. Satchel Paige said about the Dome, "It's the kind of place a pitcher dreams about going when he dies." Casey Stengel remarked "This here is the kind of building where, from the outside, you can't tell where first base is." The Robertson at Large column in the *Cleveland Plain Dealer* said, "The Astrodome is a place to be enjoyed, not to be endured...in Houston, baseball has become the in thing to do."

Jim Murray, columnist for the *Los Angeles Times*, noted "the dugouts are so long that a phone call to change pitchers is a toll charge. Everyone in Texas wanted to be able to say he sat behind the dugout so they made them so big there's room for Louisianans too." President Lyndon B. Johnson wrote in a letter dated March 3, 1965, "The Astrodome will stand as a deserved tribute to the genius of its planners, to be welcomed by all those who respect industry and dedication." Walter Cronkite said, "I have never been known to be speechless, but I have reviewed all 550,000 words in Webster's New International Second Edition, and I can't find any to adequately describe Houston's Astrodome." And the Duke of Windsor, the former King of England, simply called it "unique and magnificent."

Happy 25th Birthday Astrodome. May there be many more.



# ASTRODOME FACTS

## STILL THE EIGHTH WONDER...

On April 9, 1965, the Houston weather forecast called for rain, possibly thunderstorms, with strong winds. A perfect day for baseball! That was the day the Astrodome—a Texan's refusal to be shoved around by Mother Nature, as one reporter commented—was unveiled. The world's first all-weather, multi-purpose stadium is the model by which every sports arena since has been measured.

Officially named the Harris County Domed Stadium, the Astrodome was financed by an \$18 million general obligation bond which passed in January of 1961. The cost of the project, including off-site improvements, land acquisition, engineering fees, site roads and parking lot paving, was \$31.6 million.

The Astrodome and its adjoining facilities—the Astrohall and Astroarena—are operated by the Houston Sports Association (HSA) owners of the Houston Astros. Under a lease agreement with Harris County that extends, with options, to 2044, HSA pays an annual lease fee plus all operating costs for the right to sub-lease the facilities.

## RENOVATIONS

A new artificial turf, for baseball and an enlarged seating capacity that has increased the baseball seating capacity to almost 55,000 are two of the highlights of a \$60 million Astrodome expansion project which began in November of 1987 and was completed in the fall of 1989.

The first stage of the renovation saw the concreting of the floor, which had been dirt since the stadium first opened in 1965. The new Monsanto "Magic Carpet" system provides separate turfs for football and baseball. The new turfs are housed in storage pits in center field and are rolled out on a cushion of air. Each turf is marked for its specific sport and the new system substantially reduces the time needed for conversion of the stadium.

With the new system, the Astrodome is the first stadium in the country to have two separate playing surfaces at its disposal.

After pioneering the idea of luxury suites in 1965 with the Sky Boxes, the Dome has seen an expansion of this idea with the construction of 72 new luxury suites on the club level. The first phase of this construction was completed in September of 1988, the second in September of 1989.

New concession stands, restrooms, elevators and pedestrian ramps have been constructed to service the new seating areas.

## STADIUM COMPLEX COVERS 260 ACRES

The stadium structure covers nine and a half acres of land; the entire Astrodome complex covers 260 acres.

The outside diameter of the Astrodome structure is 710 feet. The stadium's floor is approximately 25 feet below normal ground level, affording minimum vertical travel by fans.

## COMFORTABLE CUSHIONED, UPHOLSTERED SEATING

There are 51,000 cushioned, upholstered (seat and back) theatre seats in the Astrodome, along with 4,000 pavilion seats (wooden backs, upholstered seats).

Current seating capacity for baseball is 54,816; for football, 60,361; for conventions, 68,000; with a maximum of 74,000 for boxing or similar events.

Seating can be arranged to accommodate any type of sports or meeting from rodeos to national political conventions. To convert from baseball to football seating, the stands holding 10,000 seats rotate on steel rails until they parallel the football sidelines.

Seating is arranged on six levels, allowing in effect six front rows. All seats face the center of the playing area for baseball and football with the radius point of the stadium 20 feet behind second base on the baseball diamond. This means that seats in the center field stands are just as close to the center of the action as some of the best seats behind home plate.

## DIAMOND VISION AND SCOREBOARD

The infamous Astrodome Scoreboard and Home Run Spectacular were dismantled in September of 1988 to facilitate the 10,000-seat expansion program. Two huge Diamond Vision screens, a large matrix board, two auxiliary matrix boards and a game-in-progress board replace the old system.

Each Diamond Vision is a 26½ by 37½-foot instant replay screen that brings field action up close for spectators. The screen's clear pictures are the product of 43,200 35mm CRTs. (A home television is one CRT.) The Diamond Vision brain is a state-of-the-art television production facility



operated by a nine-person crew that includes technicians and cameramen.

The two auxiliary matrix boards located in left and right field display game information, messages, animations or out-of-town scores. The game-in-progress board is located behind home plate. These two systems became operational during the winter of 1988.

A 26 by 34-foot matrix board was constructed and began operation during the 1989 baseball season. This new board in the left field upper deck is the primary source of messages, animations, out-of-town scores and statistics. The scoreboard system built by the Fairtron Corporation is controlled by high-level personal computers and is operated by a three-person crew.

The system is the largest computer-run matrix board in the nation and coupled with the twin Diamond Vision screens, allows the Astrodome to continue its role as the trendsetter in stadium technology.

In conjunction with the new scoreboard system and Diamond Vision screens, two hundred television monitors have been added on the mezzanine and loge levels to allow fans a closer look at field action.

#### **RAMPS AND ESCALATORS PROVIDE EASY ACCESS TO SEATS**

Wide, low-pitched ramps and two sets of escalators provide easy access to seats. The entire stands can be emptied in nine minutes with a maximum crowd.

#### **UNIQUE ROOF AND LIGHTING SYSTEM**

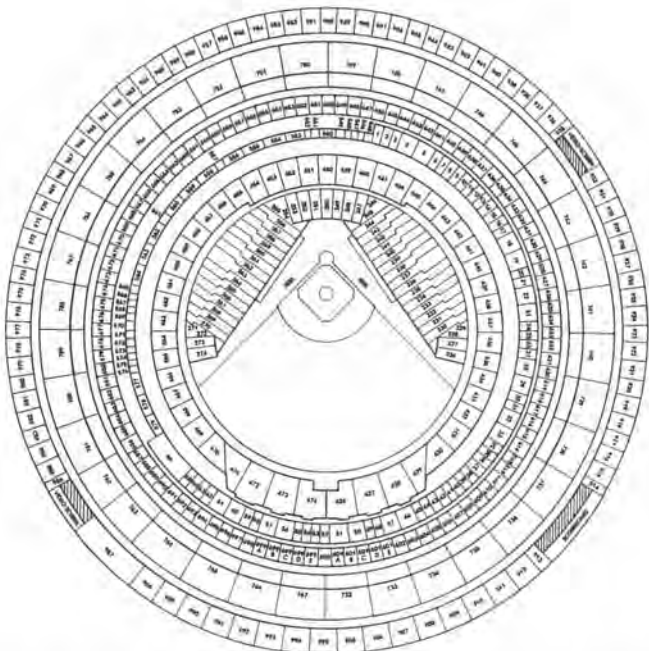
The permanent roof of the dome, which has a clear span of 642 feet (twice that of any previous structure), has a maximum height of 208 feet above the playing field. This would allow the construction of an 18-story building under the roof.

The roof design consists of a steel lamella frame incorporating trussed beams arching upward to meet at the center, braced in a diamond pattern. This steel skeleton supports a roof containing 4,596 cast acrylic sheet skylights (7'2" by 3'4"). The roof can withstand hurricane winds of 135 m.p.h. and gusts of 165 m.p.h.

The playing field is illuminated to an average brightness of 265 footcandles by 800 floodlights. The total electric power consumed exceeds 18,000 KVA, more than that needed by a city of 9,000 population.

#### **OVER 6,000 TONS OF AIR-CONDITIONING**

The stadium is completely air-conditioned with 6,600 tons of cooling capacity during events. The system circulates 2.5 million cubic feet of air each minute. Also every minute, 250,000 cubic feet of fresh air is drawn into the stadium, conditioned by electronic filters and activated charcoal odor removers, then distributed through the system. Smoke and hot air are drawn out through the top of the roof.



## HOUSTON ASTROS TICKET INFORMATION

**Main Ticket Office:** Houston Astrodome

**By Mail:** Box and reserved seat tickets may be purchased in advance by mail for any home game. When ordering, please follow this procedure:

1. Specify the date of the games desired and number and location of seats.
2. Mail check or money order, payable to the Houston Astros to:

Houston Astros  
Ticket Department  
P.O. Box 1691  
Houston, Texas 77001

Please be sure to include a \$4 handling charge per order when remitting.

### TICKET PRICES

LEVEL	TOTAL SEATS	SINGLE GAME	SEASON
Field Level	10,495	\$10.00	\$810
Mezzanine Level	11,599	\$8.00	\$648
Star★Columbia			
Suites	1,494	Call for prices	
Loge Level	7,973	\$7.00	\$567
Upper Box	7,777	\$6.00	\$486
Upper Reserved	8,269	\$5.00	N/A
Sky Box	2,430	\$10.00	\$810
Pavilion	4,187	Adults \$4.00 Children under 14 \$1.00	

For complete information call the Astros Ticket Office at (713) 799-9555.

### GROUP INFORMATION

The Group Ticket Program is especially designed to meet the needs of civic, fraternal, church, industrial and booster clubs (30 or more). For group information contact the Group Sales Office at (713) 799-9567.





## **HOUSTON ASTROS MINOR LEAGUE SYSTEM**

Fred Nelson, Director of Minor League Operations

Dan O'Brien, Director of Scouting

Jim Johnson, Coordinator of Instruction

Lew Temple, Assistant to Directors of Minor Leagues  
& Scouting

Beverly Rains, Administrative Assistant, Minor Leagues

Myrtha Campbell, Administrative Assistant, Scouting

David Rawnsley, Administrative Assistant, Minor Leagues & Scouting

### **INSTRUCTORS**

Jim Coveney, Hitting

Steve Dillard, Infield

Dave Hudgens, Hitting

Les Moss, Pitching

Don Reynolds, Special Instruction

Tom Wiedenbauer, Outfield and Baserunning

### **1990 AFFILIATES**

#### **TUCSON TOROS—AAA**

Pacific Coast League

P.O. Box 27045

Tucson, AZ 85726

(602) 325-2621

President: Richard Holtzman

General Manager: Mike Feder

Manager: Bob Skinner

Pitching Coach: Brent Strom

Coach: Tim Tolman

#### **OSCEOLA ASTROS—A**

Florida State League

P.O. Box 422229

Kissimmee, FL 34742-2229

(407) 933-5500

President: Bill Wood

General Manager: Pat O'Conner

Manager: Sal Butera

Pitching Coach: Jack Billingham

Coach: Bob Ramos

#### **AUBURN ASTROS—A**

New York-Penn League

P.O. Box 651

Auburn, NY 13021

(315) 255-2489

President: Charles Savage

General Manager: John Graham

Manager: Rick Peters

Pitching Coach: Don Alexander

#### **COLUMBUS MUDCATS—AA**

Southern League

P.O. Box 2425

Columbus, GA 31902

(404) 324-3594

President: Steve Bryant

General Manager: Joe Kramer

Manager: Rick Sweet

Pitching Coach: Charlie Taylor

Coach: Bob Robertson

#### **ASHEVILLE TOURISTS—A**

South Atlantic League

P.O. Box 1599

Asheville, NC 28802

(704) 258-0464

President: Peter C. Kern

General Manager: Ron McKee

Manager: Frank Cacciatore

Pitching Coach: Rick Aponte

#### **GULF COAST ASTROS—Rookie**

Gulf Coast League

P.O. Box 422229

Kissimmee, FL 34742-2229

(407) 933-5500

Directors: Bill Wood, Fred Nelson

Manager: Julio Linares

Pitching Coach: Dave Roberts



## MINOR LEAGUE MANAGERS

### SAL BUTERA

#### Manager, Osceola

Veteran major league catcher Sal Butera assumes the reins at Osceola after ending an 18-year professional career by retiring following the 1989 season.

Butera, 37, spent parts of nine seasons in the major leagues, batting a career .215 with Minnesota, Detroit, Montreal, Cincinnati and Toronto.

The Longwood, Florida native was signed to his first professional contract in 1972, and began his career with the Sarasota White Sox that season. He played in the Florida State League in 1973, hitting .238 for Fort Lauderdale. Osceola will be his first experience as a manager.

### FRANK CACCIATORE

#### Manager, Asheville

Taking over the managerial duties at Asheville this season is Frank Cacciatore, now entering his third year in the Astros system. A former outfielder in the Detroit Tigers organization, Cacciatore served as manager at Auburn in 1988 and as a coach at Tucson this past year.

Cacciatore, 35, played two seasons for the Tigers and progressed to the Double A level before his release in 1976. He served as an assistant coach at his alma mater, Florida Southern University, from 1976-82 before being appointed head coach at Palm Beach Junior College in Lakeworth, Florida in 1983.

RECORD AS A MANAGER				
YEAR	CLUB	LEAGUE	RECORD	POSITION
1988	Auburn	New York-Penn	42-33	Third

### JULIO LINARES

#### Manager, Gulf Coast

The coordinator of Houston's Latin American scouting assignments, Julio Linares returns for his sixth season as manager of the Astros rookie club.

Linares, 48, has been a member of the Astros minor league staff since 1973, also serving as Sarasota's manager from 1977-80. He played 15 seasons in the minor leagues as an infielder and outfielder and finished ninth in the Pacific Coast League with a .308 average in 1969.

He retired after the 1972 season and began his coaching career with the Astros in 1973 at Covington in the Appalachian League.

RECORD AS A MANAGER				
YEAR	CLUB	LEAGUE	RECORD	POSITION
1976	Covington	Appalachian	38-32	Second
1977	Sarasota	Gulf Coast	22-32	Sixth
1978	Sarasota	Gulf Coast	23-31	Fifth
1979	Sarasota	Gulf Coast	33-18	First
1980	Sarasota	Gulf Coast	38-24	Second
1984	Sarasota	Gulf Coast	36-27	Second
1985	Sarasota	Gulf Coast	24-37	Fifth
1986	Sarasota	Gulf Coast	34-29	Second
1987	Sarasota	Gulf Coast	32-30	Third
1988	Astros	Gulf Coast	28-35	Third
1989	Astros	Gulf Coast	16-57	Sixth

While Houston pitchers have tossed the most no-hitters in baseball in their 28-year history, Astros batters have been one of the toughest to shut down. Houston has been no-hit only twice in its history and has not been held hitless since April 30, 1969, when Jim Maloney of Cincinnati did it. Only the Cubs have gone longer without being no-hit (September 9, 1965 by Sandy Koufax).



## **RICK PETERS**

### **Manager, Auburn**

Making his minor league managerial debut at Auburn is Rick Peters, a former outfielder for the Detroit Tigers and Oakland A's.

Peters, 34, was a seventh round selection of the Tigers in 1977 out of Arizona State University, where he started on the Sun Devils 1977 NCAA Championship squad. He made his major league debut in 1979, hitting .263 in 12 games with Detroit. He followed that by hitting .291 in 133 games with the Tigers in 1980 and also played parts of the 1981, '83 and '86 seasons in the majors.

He coached during 1988 and '89 at his alma mater, where he assisted head coach Jim Brock in baserunning and as the first base coach. He also served as head coach of ASU's junior varsity team.

## **BOB SKINNER**

### **Manager, Tucson**

Entering his 40th year in professional baseball, Bob Skinner begins his second season as Tucson's manager.

Skinner, 58, concluded a stellar 12-year major league career in 1966 after playing for Pittsburgh, Cincinnati and St. Louis. A .277 lifetime hitter, Skinner competed in three All-Star games and played in the 1960 and 1964 World Series.

Skinner began his coaching career in 1967 by guiding the Phillies' San Diego franchise to the Pacific Coast League championship. He has been a coach or manager since then, including a 10-year stint as a coach under Chuck Tanner at Pittsburgh and Atlanta from 1979-88.

#### **RECORD AS A MANAGER**

YEAR	CLUB	LEAGUE	RECORD	POSITION
1967	San Diego	Pacific Coast	86-63 Eastern Division	First
1968	San Diego	Pacific Coast	31-28 Eastern Division	Fourth
	Philadelphia	National	48-59	Seventh (tie)
1969	Philadelphia	National	44-64 Eastern Division	Fifth
1977	San Diego	National	1-0 Western Division	Fourth
1989	Tucson	Pacific Coast	27-44 Southern Division-1st half	Fifth
			29-42 Southern Division-2nd half	Fifth

## **RICK SWEET**

### **Manager, Columbus**

After managing at Osceola during the 1989 season, Rick Sweet will be leading the Columbus Mudcats this year.

Sweet, 37, spent five years in the Seattle Mariners minor league organization as a coach and manager before joining the Astros system last year. He hit .234 with six home runs in 272 major league games, concluding his major league career with Seattle in 1983.

His managerial experience also includes stints at Bellingham in 1987 and at Wausau in 1988.

#### **RECORD AS A MANAGER**

YEAR	CLUB	LEAGUE	RECORD	POSITION
1987	Bellingham	Northwest	30-46 Western Division	Fourth
1988	Wausau	Midwest	26-41 North Division-1st half	Seventh
			26-47 North Division-2nd half	Seventh
1989	Osceola	Florida State	36-33 Central Division-1st half	Third
			36-32 Central Division-2nd half	Second

In the club's 28-year history, only one Houston player has homered in his first major league at-bat. Reliever Jose Sosa connected off San Diego's Danny Frisela at the Astrodome on July 30, 1975. The game was Sosa's first major league appearance and he went on to pick up the only save of his career that night.

## **MINOR LEAGUE STAFF**

### **DON ALEXANDER**

#### **Pitching Coach, Auburn**

Joining the Astros organization as Auburn pitching coach is Don Alexander, a pitching instructor at the San Diego School of Baseball for the past 12 years.

Alexander, 31, has been an associate scout for the Astros for the past three years and also served as pitching coach at San Diego Mesa College for six years.

He played collegiately at the University of San Diego from 1976-80 and is making his minor league coaching debut at Auburn.

### **RICK APONTE**

#### **Pitching Coach, Asheville**

Now entering his second decade as a coach in the Astros organization, Rick Aponte will handle pitching coach duties at Asheville during the 1990 season. The 34-year-old Aponte began his coaching career at Sarasota in 1981 after pitching two seasons in the Astros minor league system. He also coached at Auburn in 1987 and was pitching coach in the Gulf Coast League during 1988 and 1989.

A native of the Dominican Republic who lives in San Pedro de Macoris, Aponte also scouts for the Astros in the off-season.

### **JACK BILLINGHAM**

#### **Pitching Coach, Osceola**

A veteran of 13 major league seasons, Jack Billingham begins his fourth year as the pitching coach at Osceola. Billingham won a total of 145 games in the big leagues, including back-to-back, 19-win seasons with Cincinnati in 1973 and 1974.

Billingham, 46, pitched with the Astros from 1969-71 before being traded to the Reds. He finished his career with Boston in 1980 and has been a lifelong resident of central Florida.

### **JIM COVENEY**

#### **Hitting Instructor**

Serving as a roving minor league hitting instructor this year is Jim Coveney, who has been a coach and manager in the Astros system for three years.

Coveney, 36, was manager at Asheville in 1988 and 1989 and also coached at Sarasota in 1987. Prior to joining the Astros, Coveney coached the Scottsdale (AZ) Community College baseball team, guiding them to the Junior College World Series in 1984 and 1987.

### **STEVE DILLARD**

#### **Infield Instructor**

Entering his second season in the Astros minor league organization as roving infield instructor is Steve Dillard, an eight-year veteran of the major leagues and a former manager in the Chicago White Sox organization.

Dillard, 39, was drafted in the second round of the 1972 draft by the Boston Red Sox after earning third team All-America honors at the University of Mississippi. His best season in the majors was 1979 when he hit .283 with five home runs for the Chicago Cubs. He was named Gulf Coast Manager of the Year in 1984 with Sarasota (White Sox).

### **DAVE HUDGENS**

#### **Hitting Instructor**

Joining the Astros as a roving hitting instructor is Dave Hudgens, a former player and coach in the Oakland A's organization.

Hudgens, 33, managed four years in the A's minor league system, guiding Pocatello in 1985 and Oakland's rookie club in the Northwest League from 1986-88. In 1988, Hudgens led his Southern Oregon team to a 46-30 record and first place in the Southern Division.

He played collegiately at Arizona State University, reaching the Col-

lege World Series twice. Hudgens then played six seasons in the minor leagues from 1978-84, reaching the majors with Oakland for six games during the 1983 season.

## **JIMMY JOHNSON**

### **Coordinator of Instruction**

Beginning his 14th year in the Astros organization is Jimmy Johnson, a former minor league coach, instructor and manager.

Johnson, 42, will supervise development and instruction at each of the six minor league clubs and is in charge of the team's fall instructional team at Kissimmee. He served from 1986-88 as Houston's special assignments instructor in charge of developing skills relating to the sports psychology field.

A former minor league infielder, Johnson managed for three years at both Columbus and Tucson. He was named PCL Manager of the Year at Tucson in 1980 after the Toros finished with an 87-59 record.

## **LES MOSS**

### **Pitching Instructor**

After serving since 1983 as the Astros major league pitching coach, Les Moss will fill the role of minor league roving pitching instructor in 1990.

Moss, 64, joined the Astros organization in 1982 as a minor league pitching coach before joining the major league team the next year. He spent his entire major league playing career in the American League playing 864 games over 13 seasons. After his playing days, Moss worked as a minor league manager and as a special assignments scout, a position he will also serve in this year.

He also managed the Chicago White Sox in 1968 for 36 games and guided the Detroit Tigers for 55 games in 1979.

## **BOBBY RAMOS**

### **Pitching Coach, Osceola**

A 16-year veteran of professional baseball who is entering his second year in the Astros system, Bobby Ramos will coach at Osceola after working at Columbus this past year.

Ramos, 34, was a seventh round selection of the Montreal Expos in the June 1974 draft and played parts of five seasons in the major leagues with the Expos. He also played in the Yankees, Angels and Royals systems before concluding his career in 1988 with the Giants.

## **DON REYNOLDS**

### **Special Instruction**

Joining the Astros as a special instructor is Don Reynolds a former outfielder in the San Diego Padres organization.

Reynolds, 36, played professional baseball from 1975-81, reaching the majors for parts of the 1978 and '79 seasons with San Diego. He hit higher than .300 in each of this first three minor league seasons, including .368 at Hawaii in Triple A in 1977.

He spent the 1988 and '89 seasons as a minor league instructor in the Seattle Mariners organization and also served as a coach at Oregon State University in 1983 and 1985-87. He was an 18th-round selection of the Padres in the June 1975 draft after earning three All-Conference honors in baseball and also being named a first team All-Pac 8 running back at the University of Oregon.

His brother Harold is a two-time American League All-Star with the Seattle Mariners while another brother, Larry, played minor league ball from 1979-84.

## **DAVE ROBERTS**

### **Pitching Coach, Gulf Coast**

Former Astros pitcher Dave Roberts will make his coaching debut in 1990 after serving as the team's 'eye-in-the sky' in 1989.

Roberts, 45, spent four seasons in an Astros uniform from 1972-75, leading the club in wins (17) and ERA (2.86) in 1973. He also set a club record that year with six shutouts.

He concluded a 13-year major league career in 1981 with the New York Mets and also pitched for the San Diego Padres, Detroit Tigers, Chicago Cubs, San Francisco Giants, Pittsburgh Pirates and Seattle Mariners.

## **BOB ROBERTSON**

### **Coach, Columbus**

A new coach in the Astros minor league system is Bob Robertson, a former major league infielder who played 11 seasons with the Pittsburgh Pirates, Seattle Mariners and Toronto Blue Jays.

Robertson, 43, hit 115 home runs in the majors, including back-to-back seasons of 27 and 26 with Pittsburgh in 1970 and '71, respectively. In 1971, Robertson set five League Championship Series records, including most runs in a game (four), most home runs in a series (four) and most home runs in a game (three). He followed that by hitting two more roundtrippers in the World Series as the Pirates topped the Baltimore Orioles in seven games.

He has been a businessman since his retirement from baseball after the 1979 season and will be making his coaching debut at Columbus.

## **BRENT STROM**

### **Pitching Coach, Tucson**

Former Tucson Toro pitcher Brent Strom returns to the Astros system this year as pitching coach.

Strom, 41, was 11-6 on Tucson's last playoff team in 1980 and concluded a 12-year professional career with the Albuquerque Dukes in 1981. He has been coaching in the Dodgers organization since that year, most recently as a pitching coach in Albuquerque.

He had a record of 22-39 in parts of five major league seasons, making his debut with the New York Mets in 1972 and also pitching for the Cleveland Indians and the San Diego Padres. He played collegiately at the University of Southern California, where he was a member of the 1968 College World Series championship team.

## **CHARLIE TAYLOR**

### **Pitching Coach, Columbus**

A former pitcher in the Astros system, Charlie Taylor enters his ninth season as a pitching coach on the minor league level.

Taylor, 42, began his coaching career at Asheville in 1982 before moving to Osceola in 1985, Columbus in 1986 and Asheville again from 1987-89.

He retired from professional baseball after the 1975 season and worked in the front office of the Cincinnati Reds from 1977-81.

## **TIM TOLMAN**

### **Coach, Tucson**

Holder of several Tucson hitting records, Tim Tolman begins his minor league coaching career with the Toros in 1990.

Tolman, 33, played for Tucson from 1981-85, hitting .306 over five seasons with 43 home runs, second all-time in Toros history. He played in the major leagues with Houston and Detroit from 1981-87 and finished his playing career with Syracuse in 1989.

He played collegiately at the University of Southern California, playing on the 1978 College World Series championship team before being drafted in the 12th round of the June 1978 draft by the Astros.

## **TOM WIEDENBAUER**

### **Outfield and Baserunning Instructor**

Beginning his seventh year and his first as roving outfield and baserunning instructor is Tom Wiedenbauer. He also worked four years as a manager in the Astros system, guiding Columbus from 1987-89 and Osceola in 1986.

Wiedenbauer, 31, was drafted by the Astros as an outfielder in 1976 and saw action in four major league games in 1979. He retired as a player in 1983 and accepted his first coaching position with Houston at Daytona Beach in 1984.

## HOUSTON ASTROS 1989 MINOR LEAGUE REVIEW

TEAM	LEAGUE	POSITION	WON	LOST	PCT.	GB
Tucson	Pacific Coast (AAA)	5th - 1st half	27	44	.380	17.5
		5th - 2nd half	29	42	.408	15
Columbus	Southern (AA)	3rd - 1st half	32	40	.444	8.5
		3rd - 2nd half	39	32	.549	3
Osceola	Florida State (A)	3rd - 1st half	36	33	.522	6
		2nd - 2nd half	36	32	.529	2.5
Asheville	South Atlantic (A)	5th - 1st half	30	36	.455	12
		2nd - 2nd half	38	34	.528	11
Auburn	New York-Penn (A)	5th	35	41	.461	18.5
Astros	Gulf Coast (R)	6th	16	47	.254	24

### TUCSON Pacific Coast League—AAA

First baseman Jose Tolentino and righthanded pitcher Jeff Heathcock were the leaders for the Toros.

Tolentino led the club with a .272 average and topped Tucson in games (128), at-bats (408), hits (111), home runs (9), RBI (64), walks (62), and strikeouts (72). He also tied with catcher Carl Nichols for the lead with 27 doubles. Nichols, who hit .256, represented Tucson at the Triple A All-Star game.

Infielder Ron Washington finished with a .320 average but did not have enough plate appearances to be ranked among the league leaders. He put together a 21-game hitting streak to lead the club.

Infielder Dave Rohde and outfielder Mark Davidson joined the Toros during the year and put together solid numbers. Rohde was promoted from Columbus at mid-season and hit .291 in 75 games. Davidson was obtained in a trade with Minnesota in May and hit .291 before earning a promotion to Houston.

Heathcock led the PCL in innings (183.1) and hits (202) while finishing with an 11-10 record and 3.73 ERA. He led the club in wins and shutouts (two). Righthander Roger Mason led the staff with 105 strikeouts and tied for the lead with five complete games. He also tossed a nine-inning no-hitter vs. Las Vegas on August 20, only to have the Astros lose the game in the 10th.

Mark Portugal tied Mason for the team lead with five complete games and finished with a 7-5 record before earning a promotion to Houston. Jose Cano was 5-5 with a 2.84 ERA after missing the first two months recovering from shoulder trouble.

Reliever Brian Meyer tied for third in the league with 58 appearances and led the Toros with 15 saves.

### STREAK ENDS AT SIX

Houston's six minor league affiliates combined for 318-381 record (.455) in 1989, ending a streak of six consecutive years that the farm system had compiled a winning record. Despite the won-loss record, the Astros did produce the top home run hitter in the minors in Eric Anthony (28 at Columbus), one of the winningest pitchers in Wally Trice (16-4 at Osceola), along with several other top individual performers.

## TUCSON (Pacific Coast League, Class AAA)

Player	Batting					Pitching				
	AVG	AB	H	HR	RBI	Pitcher	W-L	ERA	G	SV
Allaire	.250	4	1	0	0	Cano	5-5	2.84	15	0
Anthony	.217	46	10	3	11	Childress	2-5	4.48	50	1
Bass	.294	17	5	0	2	Crew	3-2	4.71	34	2
Candaele	.218	206	45	0	17	Dunster	0-1	7.31	4	0
Colombino	.202	129	26	1	42	Heathcock	11-10	3.73	28	0
Cooper	.271	376	102	1	50	Itzley	4-9	5.85	20	0
Davidson	.291	141	41	4	16	Johnson	0-1	1.20	7	0
Dunbar	.308	52	16	1	4	Kelley	3-6	5.52	53	4
Gross	.250	72	18	0	5	Kile	2-1	5.96	6	0
Hubbard	.220	50	11	0	2	Mason	7-12	3.54	25	0
Jackson	.309	243	75	3	27	Meads	0-0	0.00	1	0
Jordan	.189	164	31	2	16	Meyer	5-4	2.80	58	15
Lombardozzi	.257	401	103	4	45	Portugal	7-5	3.78	17	0
Meadows	.246	179	44	6	27	Schatzeder	0-2	3.94	11	1
Mikulik	.294	17	5	0	3	Vosberg	4-7	6.78	23	1
Nichols	.256	340	87	4	27	Wells	0-5	5.77	26	0
Ortiz	.175	40	7	0	0					
Ouellette	.208	106	22	0	7					
Rohde	.291	234	68	1	30					
Sinatro	.229	96	22	0	8					
Smajstrla	.249	378	94	0	35					
Smith	.111	27	3	0	3					
Spilman	.274	230	63	5	38					
Tillman	.272	169	46	3	24					
Tolentino	.272	408	111	9	64					
Washington	.320	331	106	5	58					

## COLUMBUS Southern League—AA

Slugger Eric Anthony and pitcher Darryl Kile made some of the loudest noise of any Houston minor league prospects before moving on for the final month of the season.

Anthony earned Double A Player of the Year honors after leading the minors with 28 homers, the most by a Columbus player since Alan Knicely hit 33 in 1979. Despite missing the last month after his promotion, Anthony finished second in the Southern League with a .300 average and was third in total bases (225).

Kile started slowly before winning 11 of his last 15 decisions. He led the Mudcats with 11 wins, six complete games and two shutouts before moving to Tucson. His six complete games ranked second in the league, while his 2.58 ERA was fourth.

Outfielder Karl Rhodes tied for the league lead in games (143), tied for second with 93 walks and was third with 520 at-bats. Those totals all led the club, as did his 81 runs, 134 hits and 25 doubles.

Despite missing over a month with injuries, first baseman Mike Simms led the club with 81 RBI and finished second to Anthony with 20 homers. Trent Hubbard led the team with eight triples, while Lou Frazier led with 43 stolen bases. Infielder Pedro Sanchez joined Anthony on the Southern League All-Star team.

Right-handers Ryan Bowen and Randy Hennis had solid seasons at Columbus. Bowen, the Astros top pick in the 1986 June draft, was fifth in the league with 136 strikeouts. Hennis led the club in starts (28) and innings pitched (171.0).

Reliever Mike Browning was second in the league with 20 saves to go along with nine wins and a team-leading 52 appearances.

Mike Schmidt of Philadelphia is the only player in the history of the Astrodome to strike one of the overhead speakers in fair territory. On June 10, 1974, Schmidt's mammoth blast struck the speaker in left center field and bounced back to short center field, holding him to a single.

## COLUMBUS (Southern League, Class AA)

Player	Batting					Pitcher	Pitching			
	AVG	AB	H	HR	RBI		W-L	ERA	G	SV
Acta	.130	72	10	1	9	August	0-0	3.12	2	0
Ansley	.250	104	26	0	8	Bowen	8-6	4.25	27	0
Anthony	.300	403	121	28	79	Browning	9-6	2.86	52	20
Baldwin	.273	256	70	1	23	Cano	1-1	3.18	3	0
Carver	.000	3	0	0	0	Castello	4-5	3.33	30	3
Colombino	.186	285	53	2	24	Credeur	2-4	4.20	21	0
Eusebio	.187	203	38	0	18	Estes	2-3	4.91	17	0
Fox	.209	86	18	0	8	Fox	0-0	15.43	1	0
Frazier	.231	459	106	4	31	Givler	5-5	2.69	48	9
Hubbard	.264	349	92	3	37	Hennis	9-9	3.58	28	0
Hunter	.182	154	28	0	13	Hickey	2-6	4.61	26	0
Jordan	.270	137	37	2	19	Ilisley	1-1	1.31	4	0
Nago	.256	86	22	4	13	Johnson	2-1	2.04	10	0
Rhodes	.258	520	134	4	63	Kile	11-6	2.58	20	0
Rohde	.280	254	71	2	27	Loynd	8-8	3.40	26	0
Sanchez	.268	444	119	7	54	Oliveria	2-8	4.72	18	0
Servais	.237	198	47	1	22	Torres	2-0	2.85	33	3
Simms	.257	378	97	20	81	Vargas	1-0	1.29	1	0
						Wells	2-3	4.63	23	2

## OSCEOLA Florida State League—A

The Astros produced the league's top hitter in Andy Mota (.319), its winningest pitcher in Wally Trice (16-4) and remained in the pennant race until the final weekend.

Mota added the FSL batting title to the New York-Penn League title he captured in 1988. His 161 hits also led the league and his final average set an Osceola club record. He was second in the league in total bases (202) and fifth with 69 RBI. He led the club in games (131), at-bats (505), runs (68) and doubles (21).

Infielders Ramon Cedenio (.303) and Luis Gonzalez (.286), and outfielder Bernie Jenkins (.292) put up impressive numbers before seeing their seasons shortened by injuries. Gonzalez had seven triples to tie Bert Hunter for the team lead.

Catcher Scott Servais and shortstop Dave Silvestri, both members of the 1988 U.S. Olympic baseball team, made their professional debuts at Osceola. Servais hit .268 in 46 games before earning a promotion to Columbus. Silvestri hit .254 with 20 doubles (second to Mota) and a team-leading 68 walks.

Trice's 16 wins tied the club record set by Rob Mallicoat in 1985. He finished third in the league in innings (182.1), fourth in complete games (7) and seventh in ERA (2.57). He led the club with three shutouts and 179 hits allowed.

Lefthander Harold Allen (12-11) was fifth in the league with 123 strikeouts. Reliever Dennis Tafoya was fourth in the league with 55 appearances and tied for the squad lead with 12 saves.

## OSCEOLA (Florida State League, Class A)

Player	Batting					Pitcher	Pitching			
	AVG	AB	H	HR	RBI		W-L	ERA	G	SV
Acta	.000	11	0	0	0	Allen	12-11	3.34	26	0
Carver	.165	139	23	1	10	Bauer	0-0	0.00	2	0
Cedenio, R.	.303	221	67	3	28	Bond	9-10	3.62	27	0
Eusebio	.286	175	50	0	30	Campusano	0-0	0.00	1	0
Fox	.267	60	16	0	3	Carver	0-1	9.00	1	0
Gonzalez	.286	287	82	6	38	Credeur	1-1	1.67	17	0
Harris	.264	314	83	1	32	Farmer	2-3	2.66	7	1
Hunter	.242	343	83	2	25	Hartgraves	3-3	2.95	7	0
Jenkins	.292	240	70	4	30	Ilisley	0-0	6.43	2	0
Laboy	.188	256	48	6	29	Kerfeld	0-0	1.17	5	0
Lewis	.250	264	66	3	28	Marrero	0-0	0.00	1	0
Mota	.319	505	161	4	69	Normand	4-4	3.80	31	1
Nyssen	.241	286	69	3	31	Ortiz	0-0	0.00	1	0
Ortiz	.206	394	81	3	52	Osuna	3-4	2.66	46	7
Perez	.175	57	10	0	3	Porter	0-0	6.00	1	0
Renteria	.238	340	81	0	23	Potts	3-3	2.93	16	0
Richards	.333	12	4	0	1	Rhodes	1-1	2.00	5	0
Santana	.182	11	2	0	1	Rosario	0-1	9.82	2	0
Servais	.268	153	41	2	23	Sheehan	3-3	4.44	41	12
Silvestri	.254	437	111	2	50	Simon	6-8	3.79	19	0
						Tafoya	7-7	2.55	55	12
						Trice	16-4	2.57	28	0
						Vargas	2-1	4.35	18	0



## ASHEVILLE

### South Atlantic League—A

Willie Ansley, the Astros top pick in the 1988 draft, made a big impression on the managers of the South Atlantic League in his first professional season finishing second in the league with a .309 average and third with 53 steals.

Ansley swept all the honors in a poll of the league's skippers who selected him as the top offensive and defensive prospect and most exciting player.

Shortstop Andujar Cedenio led the SAL in hits (146), was second in total bases (223) and third in RBI (93). He also led the Tourists in at-bats (487) and triples (6), while hitting .300. Second baseman Larry Lamphere led the league with 67 steals and was selected along with Ansley to play in the league's All-Star game. Outfielder Harry Fuller led the club with 80 walks and was third with 50 steals.

Right-hander Gordy Farmer (9-2) led the Tourists with 122 strikeouts and five complete games before moving up to Osceola for the final month. Rick Dunnum was ninth in the league with a 2.73 ERA and led the club with 144 innings. Shane Reynolds, a 1989 draft pick out of the University of Texas, was 5-3 with a 3.68 ERA in eight starts after earning a promotion from Auburn.

Reliever Ed Ponte finished with an 11-3 record to lead the team in wins, while Greg Johnson was fourth in the league with 20 saves before being promoted to Columbus.

## ASHEVILLE

### (South Atlantic League, Class A)

Player	Batting					Pitcher	Pitching			
	AVG	AB	H	HR	RBI		W-L	ERA	G	SV
Ansley	.309	340	105	6	55	Bennet	0-0	0.00	1	0
Beams	.239	397	95	15	68	Dovey	7-8	4.57	24	1
Bennett	.217	120	26	0	8	Dunnum	6-6	2.63	36	0
Campos	.189	267	45	1	15	Farmer	9-2	2.95	18	0
Cedenio, A.	.300	487	146	14	93	Gardner	3-8	3.84	15	0
Charno	.229	293	67	14	47	Griffiths	6-9	6.14	22	0
De Los Santos	.202	336	68	5	22	Gutierrez	1-3	7.08	5	0
Fuller	.261	482	126	2	52	Hartgraves	5-8	4.11	19	0
Henry	.277	94	26	1	16	Johnson	1-4	2.81	42	20
Lamphere	.223	479	107	1	42	Perez	3-3	5.85	22	2
Lewis	.186	156	29	1	16	Ponte	11-3	3.27	42	2
Lofton	.329	82	27	1	9	Reynolds	5-3	3.68	8	0
Massarelli	.248	246	61	3	21	Rosario	7-7	3.61	19	1
McGraw	.179	28	5	1	4	Scheckla	0-1	6.00	31	1
Shermet	.221	299	66	3	32	Winder	4-5	3.68	53	4
Spurgeon	.111	27	3	1	3					

## AUBURN

### New York-Penn League—A

First baseman Howard Prager was selected to the TOPPS Short-season All-Star team after leading the New York-Penn League with 58 RBI and finishing second with a .335 average.

Prager was fourth in the league with 54 runs and 129 total bases, and fifth with 84 hits. He was also selected the league's Player of the Month in August.

Outfielder Lance Madsen led the Astros with nine homers, including three in one game. Outfielder Kenny Lofton tied shortstop Jose Santana for the team lead with 26 stolen bases before earning a promotion to Asheville. Catcher Scott Makarewicz led the Astros with 17 doubles.

Right-hander Donnie Wall led the league in winning percentage after finishing 7-0 and was sixth with a 1.79 ERA. He led the club with three complete games, including the only shutout by an Auburn pitcher. Shane Reynolds was 3-2 with a 2.31 ERA in six starts before earning a promotion to Asheville.

Right-handers Cole Hyson (78 in 78 innings) and Todd Jones (71 in 49.2 innings) finished one-two on the club in strikeouts. Reliever Ben Gonzales led Auburn with six saves.

**AUBURN**  
(New York-Penn League, Class A)

Player	Batting					Pitching				
	AVG	AB	H	HR	RBI	Pitcher	W-L	ERA	G	SV
Bennett	.000	6	0	0	0	Brown	0-1	3.12	2	0
Bruehl	.171	82	14	3	10	Bruehl	0-0	9.00	1	0
Henderson	.226	230	52	3	24	Campusano	2-3	4.62	19	2
Johnson	.253	182	46	6	29	Desapio	4-4	3.76	19	1
Lewis, M.	.263	228	60	2	16	Emm	1-4	3.95	15	2
Lewis, R	.250	76	19	0	2	Gonzales	3-5	4.02	24	6
Lolton	.264	110	29	0	8	Hyson	4-5	3.69	15	1
Madsen	.265	196	52	9	33	Jones	2-3	5.44	11	0
Makarewicz	.241	216	52	4	24	Marrero	1-3	6.35	20	2
Prager	.335	251	84	8	58	McDowell	1-4	12.58	15	0
Reed	.274	241	66	4	35	Perez	4-3	2.83	11	0
Riley	.196	97	19	0	10	Porter	3-4	3.28	7	0
Santana	.264	208	55	2	19	Reynolds	3-2	2.31	6	0
Scott	.245	204	50	1	24	Small	0-1	5.03	10	2
Valentin	.214	192	41	0	12	Wall	7-0	1.79	8	1

**GULF COAST**  
Gulf Coast League—Rookie

First baseman Craig Curtis was the hitting leader for the Gulf Coast Astros, while Duane Brown headed up the pitching staff.

Curtis, an eighth round pick out of Kansas City, hit .323 to finish sixth in the league while his 28 stolen bases tied for third. He led the Astros in runs (25), hits (60) and walks (25), while tying with Gershon Dallas and Juan Encarnacion for the lead in doubles with eight.

Encarnacion led the club with 19 RBI and tied with Bartolome Lopez and Jorge Montero with two home runs.

Brown, a 37th round selection in 1988 who signed with the Astros prior to the 1989 draft, was 3-7 with a 2.55 ERA and led the club in starts (12), complete games (two), innings (74) and strikeouts (50).

Jeff Juden, the Astros top pick in the 1989 draft, finished his first pro season with a 1-4 record and 49 strikeouts in just 39.2 innings.

**GULF COAST**  
(Gulf Coast League, Rookie)

Player	Batting					Pitching				
	AVG	AB	H	HR	RBI	Pitcher	W-L	ERA	G	SV
Anglada	.200	130	26	0	5	Allen	1-2	5.13	13	0
Angotti	.205	44	9	0	1	Brown	3-7	2.55	13	0
Curtis	.323	186	60	1	15	Emm	1-1	4.03	5	0
Dallas	.213	174	37	0	11	Gutierrez	1-3	5.02	12	0
Diggs	.215	135	29	0	7	Hampton	0-2	4.79	11	0
Encarnacion	.192	156	30	2	19	Juden	1-4	3.40	9	0
Garcia	.220	177	39	1	15	Metheny	1-0	8.31	2	0
Holum	.283	159	45	0	16	Munoz	0-9	4.35	9	0
Hunter	.172	204	35	0	13	Navarro	0-2	3.16	7	0
Hurlbutt	.100	10	1	0	0	Prats	1-1	3.31	16	1
Jones	.167	162	27	0	5	Rinaldi	3-3	4.78	21	0
Lanfranco	.190	58	11	1	8	Rivas	3-3	4.73	28	4
Lopez	.233	90	21	2	6	Scott	0-6	6.23	12	0
Lucin	.194	67	13	0	6	Wheeler	1-4	4.00	14	0
Montero	.209	129	27	2	10					
Quijada	.253	75	19	0	10					
Reyes	.175	97	17	0	9					
Tucker	.160	25	4	0	6					

## ASTROS

### Florida Instructional League

The Astros completed one of their most successful instructional seasons ever, highlighted by a deep pitching staff that consisted of 11 pitchers with earned run averages of 3.00 or below.

Individually, Ryan Bowen, Al Osuna and Shane Reynolds shined on the mound while outfielder Eric Anthony continued his development in leading all Astros hitters.

Bowen led the staff with a 0.90 ERA, allowing one earned run in 10.0 innings. Osuna closely followed with a 1.50 ERA and allowed just eight hits in 18.0 innings. Reynolds, a third round draft pick from the University of Texas, posted a 1.66 ERA in 11 appearances.

Another 1989 draft selection, Donnie Wall, led all pitchers with 25.0 innings and 23 strikeouts with a respectable 2.88 ERA. A pair of lefties, Osuna and Terry Wells, tied for the staff lead in appearances with 15.

Anthony tied for the team lead in home runs with three and had 15 RBI despite playing in just 10 games. It was the third straight year Anthony had led the Astros in homers during instructional play. His .393 batting average also was tops on the team.

Outfielder Bernie Jenkins tied Anthony by hitting three home runs and led the club in RBI with 22 in 23 games. Third baseman Andy Mota and outfielder Juan Encarnacion each hit a pair of home runs.

### ASTROS (Florida Instructional League)

Player	Batting					Pitcher	Pitching			
	AVG	AB	H	HR	RBI		IP	ERA	G	SO
Ansley	.207	29	6	0	4	Allen	15.0	3.60	8	11
Anthony	.393	33	13	3	15	Bond	21.0	4.71	12	13
Cedeno	.256	39	10	0	5	Bowen	10.0	0.90	5	9
Curtis	.143	7	1	0	1	Brown	2.0	0.00	2	1
Dallas	.222	36	8	0	2	Costello	16.0	1.69	12	10
Encarnacion	.266	45	12	2	9	Griffiths	23.2	5.32	12	19
Eusebio	.385	26	10	0	5	Hennis	16.0	3.37	7	11
Garcia	.000	14	0	0	0	Hyson	23.2	7.22	12	13
Gonzalez	.221	77	17	1	9	Jones	3.0	9.00	3	3
Henderson	.222	45	10	0	2	Juden	3.0	0.00	2	2
Hunter, Be	.254	63	16	1	5	Kerfeld	3.0	9.00	3	3
Hunter, Br	.250	20	5	0	1	Kile	7.0	11.56	4	7
Jenkins	.299	77	23	3	22	McDowell	11.1	6.37	8	5
Johnson	.250	20	5	0	1	Mayer	7.0	2.57	4	6
Lewis	.200	35	7	0	1	Munoz	14.0	3.21	9	8
Makarewicz	.133	30	4	1	7	Navarro	0.0	—	1	0
Moreno	.125	24	3	0	2	Osuna	18.0	1.50	15	16
Mota	.256	82	21	2	12	Reynolds	21.2	1.66	11	16
Ortiz	.219	32	7	1	4	Scott	4.0	2.25	3	2
Prager	.238	42	10	0	4	Sheehan	23.0	1.95	11	18
Quijada	.246	65	16	0	10	Wall	25.0	2.88	12	23
Rhodes	.296	71	21	0	10	Wells	21.2	3.00	15	22
Scott	.333	30	10	0	1					
Servais	.166	48	8	0	5					
Simms	.240	75	18	1	3					
Swinton	.091	22	2	0	2					

## FIRST CHOICES IN JUNE DRAFTS

1965 . . . . . Alex Barrett, SS	1978 . . . . . Rod Boxberger, RHP
1966 . . . Wayne Twitchell, RHP	1979 . . . . . John Mizerock, C
1967 . . John Mayberry, 1B-OF	1980 . . . . . Jeff Calhoun, LHP
1968 . . . . . Martin D. Cott, C	1981 . . . . . Curtis Burke, OF
1969 . . . . . J.R. Richard, RHP	1982 . . . . . Steven Swain, OF
1970 . . . Randy Scarbery, RHP	1983 . . . . . Robbie Wine, C
1971 . . . . . Neil Rasmussen, SS	1984 . . . . . Don August, RHP
1972 . . . . . Steve Englishby, OF	1985 . . . . . Cameron Drew, OF
1973 . . . . . Calvin Portley, SS	1986 . . . . . Ryan Bowen, RHP
1974 . . . . . Kevin Drake, OF	1987 . . . . . Craig Biggio, C
1975 . . . . . Bo McLaughlin, RHP	1988 . . . . . Willie Ansley, OF
1976 . . . Floyd Bannister, LHP	1989 . . . . . Jeff Juden, RHP
1977 . . . . . Ricky Adams, SS	

(1980-81 selections are third round picks due to compensation for signing free agents. All others are first round choices.)

# SCOUTING DIRECTORY

## NATIONAL

Dan O'Brien, Jr.	Director of Scouting, Houston Astros, P.O. Box 288, Houston, TX 77001
Lew Temple	Assistant to Director of Scouting, Houston Astros, P.O. Box 288, Houston, TX 77001
David Rawnsley	Administrative Assistant, Scouting, Houston Astros, P.O. Box 288, Houston, TX 77001
Jack Bloomfield	National Scouting Supervisor, Special Assignment, 1310 Iris Street, McAllen, TX 78501
David Lakey	National Scouting Supervisor, Special Assignment, 1914 Running Brook, Austin, TX 78501
Stan Benjamin	Major League Scout, Special Assignment, 140 Marine Circle, Hallandale, FL 33009
George Brophy	Major League Scout, Special Assignment, 401 West 50th Street, Minneapolis, MN 55419
Les Moss	Major League Scout, Special Assignment, 420 Tullis Avenue, Longwood, FL 32750
Howie Haak	Major League Scout, Special Assignment, 1429 S. Riverside Road, Palm Springs, CA 92264
Charlie Fox	Major League Scout 50 Mounds Road, San Mateo, CA 94402

## NORTHEASTERN

Gerry Craft	Northeastern Region Supervisor Route 3, Country Club Rd., St. Clairsville, OH 43950
Bob Blair	12 E. 86th Street, #420, New York, NY 10028 (NY, NJ)
Mike Maggart	339 Elm Street, Penn Yan, NY 14527 (NY, PA, WV)
Tom Mooney	100 Parker Street, Pittsfield, MA 01201 (ME, VT, NH, CT, MA, RI, DE, NY, NJ)
Kevin Stein	348 Cheyenne Way, Reynoldsberg, OH 43068 (IN, OH)

## SOUTHEASTERN

Lynwood Stallings	Southeastern Region Supervisor 917 Beechwood, Kingsport, TN 37663
Jug Deford	Route #6, Box 6897, Manchester, TN 37355 (TN, GA, AL, KY)
Carl Greene	Route #1, Box 86, Vilas, NC 28692 (MD, VA, NC, SC)
Brian Keegan	5246 Elder Avenue, Apt. #4, Charlotte, NC 28204 (NC, SC)
Shawn Pender	1876 Albert Lee Parkway, Winter Park, FL 32789 (FL)
Joe Pittman	809 McKinnon Drive, Columbus, GA 31907 (GA, SC, FL)
Bo Trumbo	Route #1, Box 430, Bluemont, VA 22012 (VA, MD, DC)

## CENTRAL

Walt Matthews	Central Region Supervisor P.O. Box 7170, Texarkana, TX 75505
Ralph Bratton	P.O. Box 43752, Austin, TX 78745 (TX)
Chuck Edmondson	1507 E. 47th, Texarkana, AR 75502 (AR, TX, OK, KS, NE, SD, ND)
Ben Galante	11001 Hammerly #88, Houston, TX 77043 (TX, LA, MS)
Sterling Housley	5151 Highland Road #246, Baton Rouge, LA 70808 (TX, LA, MS)
Bill Kelso	419 N.W. Briarcliff Road, Kansas City, MO 64116 (KS, MO, IL, WI, IA, MN)
Walter Millies	5312 W. 96th Street, Oak Lawn, IL 60453 (IL)
Hal Newhouser	2594 Marcy Court, Bloomfield Hills, MI 48013 (MI)
F.D. (Cotton) Nix	1118 Stanley, Denton, TX 76201 (TX)
O.H. Robertson	12347 E. Sharton, Baton Rouge, LA 70815 (LA)

## WESTERN

Reggie Waller	Western Regional Supervisor 2136 Donahue Drive, El Cajon, CA 92019
Clark Crist	5048 W. Pheasant Street, Tucson, AZ 85741 (AZ, NM, East TX, CO, UT, WY, NV, HI)
Doug Deutsch	1649 Bimini Place, Costa Mesa, CA 92626 (Southern CA, HI)
Bill Hallauer	2280 10th Avenue, Sacramento, CA 95918 (Northern CA, HI, NV)
Dan Huston	15240 S.E. 43rd Street #B101, Bellevue, WA 98006 (CA, OR, WA, ID, MT)
Marc Johnson	5740 E. Fair Place, Englewood, CO 80111 (CO)
Bob King	9240 Golondrina Drive, La Mesa, CA 92041 (Southern CA, HI)
Ross Sapp	Box 1391, Moreno Valley, CA 92337 (Southern CA, HI)
Paul Weaver	4940 Sawyer, Carpinteria, CA 93013 (CA, HI)
Gene Wellman	18081 Joseph Drive, Castro Valley, CA 94546 (Bay Area, Northern CA)
Tom Wheeler	35 Shetland Lane, Pleasant Hill, CA 94523 (CA, HI, OR, WA, ID, MT, WY, NV)

## LATIN AMERICA

Julio Linares	Latin America Supervisor P.O. Box 62, San Pedro de Macoris, DR
Domingo Mercedes	P.O. Box 614, San Pedro de Macoris, DR (DR)
Carlos Muro	Compostela 5313, Las Palmas, Puebla, MEXICO (Mexico)
Ramon Perez	Barrio La Loteria, Calle Cinco #1, Santiago, DR (DR)
Pico Prado	P.O. Box 440783, Miami, FL 33144 (PR, FL, Virgin Islands)
Andres Reiner	Avenue 104B, Res. El Encanto Apt. 9A, Urb. Presbo, Valencia, Edo. Carabobo, VENEZUELA (Venezuela)
Adrian Rodriguez	P.O. Box 298, La Romana, DR (DR)
Frankie Thon	Yagrumo G-2, Caparra Hill, Guanabo, PR 00921 (PR, Virgin Islands)

## TRIPLE PLAYS

### By Houston

DATE	OPPONENT	BATTER	PLAYERS INVOLVED
7/16/71	New York	C. Jones	Metzger to Menke to Rader
9/17/71	Cincinnati	Chaney	Morgan to Metzger to Mayberry
4/6/78	Cincinnati	Driessen	Ferguson to Metzger to Cabell to Metzger
4/21/78	Los Angeles	Cey	Watson to Metzger
9/15/87	Los Angeles	Garner	Doran to Reynolds to Davis

### By Opponents

DATE	OPPONENT	BATTER	PLAYERS INVOLVED
5/17/64	Philadelphia	Grote	Herrnstein to Wine to Herrnstein to Triandos
4/15/65	New York	Wynn	Lewis to Cannizzaro to McMillian
5/30/69	Pittsburgh	Edwards	Oliver to Mazerowski to Oliver to Sanguillen
6/3/72	Montreal	Helms	Humphrey to Bailey to Jorgensen to Bailey
5/8/77	St. Louis	Crawford	Tyson to Kessinger to Hernandez
8/16/88	St. Louis	Pankovits	Pendleton to Oquendo to Pagnozzi
4/9/89	San Diego	Caminiti	Salazar to Alomar to Clark to Parent

## MINOR LEAGUE PLAYERS

### ACTA, MANUEL PENA — Infielder

Height: 6-2      Bats: R      Born: January 11, 1969 - San Pedro de Macoris, D.R.  
 Weight: 172      Throws: R      Resides: San Pedro de Macoris, D.R.  
 Recommended/Signed By: Domingo Mercedes & Julio Linares (Astros)  
 How Obtained: Signed as a non-drafted free agent, March 21, 1986

YEAR	CLUB	AVG.	G	AB	R	H	2B	3B	HR	RBI	BB	SO	SB
(1986 Played in Dominican Summer League)													
1987	Sarasota	.268	59	235	37	63	5	2	2	13	13	37	5
1988	Osceola	.255	107	333	32	85	10	3	0	40	24	62	10
1989	Osceola	.000	5	11	1	0	0	0	0	0	3	4	0
	Columbus	.130	36	77	8	10	2	0	1	9	5	15	1

### AGUAYO, LUIS — Infielder      See page 94

### ALLEN, DAVID — Righthanded Pitcher

Height: 6-2      Bats: R      Born: December 24, 1968, Rochester, New York  
 Weight: 225      Throws: R      Resides: Rochester, New York  
 Recommended/Signed By: Dick Lawlor (Phillies)  
 School: Greece Athena High School, Rochester, New York  
 How Obtained: Signed as a free agent, July 5, 1989.

YEAR	CLUB	W-L	ERA	G	GS	CG	SHO	SV	IP	H	R	ER	BB	SO
1989	Gulf Coast	1-2	5.13	13	0	0	0	6	26.1	29	20	15	20	15

### ANGOTTI, DONALD — Catcher

Height: 6-1      Bats: R      Born: December 28, 1970 - La Mesa, California  
 Weight: 185      Throws: R      Resides: El Cajon, California  
 Recommended/Signed By: Reggie Waller (Astros)  
 School: San Diego State University  
 How Obtained: Signed as a non-drafted free agent, July 16, 1989

YEAR	CLUB	AVG.	G	AB	R	H	2B	3B	HR	RBI	BB	SO	SB
1989	Gulf Coast	.205	18	44	6	9	1	1	0	1	5	9	0

### ANSLEY, WILLIE CARL — Outfielder

Height: 6-2      Bats: R      Born: December 15, 1969 - Dallas, Texas  
 Weight: 200      Throws: R      Resides: Plainview, Texas  
 Recommended/Signed By: David Lakey (Astros)  
 School: Plainview (TX) High School  
 How Obtained: Selected by Astros in first round of June, 1988 draft.  
 Career Highlights: Was the seventh overall draft pick (third high school player) in June 1988 draft. Hit .458 with seven home runs and 23 steals for Plainview High School and turned down football scholarship at Oklahoma to sign with Astros. Named top offensive and defensive prospect in South Atlantic League in 1989 by *Baseball America*. Finished second in SAL in hitting and third in steals.

YEAR	CLUB	AVG.	G	AB	R	H	2B	3B	HR	RBI	BB	SO	SB
1989	Asheville	.309	103	340	81	105	14	2	6	55	73	90	53
	Columbus	.250	30	104	16	26	3	0	0	7	26	37	6

### ANTHONY, ERIC — Outfielder      See page 96

**AUGUST, SAMUEL ALAN — Righthanded Pitcher**

Height: 6-2      Bats: R      Born: November 24, 1967, Huntington Beach, Calif.  
 Weight: 170      Throws: R      Resides: Huntington Beach, California  
 Recommended/Signed By: Doug Deutsch & Reggie Waller (Astros)  
 School: Orange Coast (CA) College  
 How Obtained: Selected by Astros in second round of January, 1986 draft.  
 Career Highlights: Named to the Gulf Coast All-Star Team in 1986 at Sarasota. Limited to seven starts in 1988-89 due to injury to right elbow.

YEAR	CLUB	W-L	ERA	G	GS	CG	SHO	SV	IP	H	R	ER	BB	SO
1986	Sarasota	6-5	1.52	13	13	1	0	0	83.0	71	23	14	20	66
1987	Asheville	12-1	1.72	18	18	5	3	0	115.0	82	35	22	39	110
1988	Osceola	2-0	1.50	5	5	0	0	0	30.0	20	9	5	10	28
1989	Columbus	0-0	3.12	2	2	0	0	0	8.2	4	3	3	6	8

**BALDWIN, JEFFERY ALLEN — Outfielder**

Height: 6-1      Bats: L      Born: September 5, 1965 - Milford, Delaware  
 Weight: 180      Throws: L      Resides: Worcester, Massachusetts  
 Recommended/Signed By: Clary Anderson (Astros)  
 School: Camden (NJ) City College  
 How Obtained: Selected by Astros in 14th round of January, 1985 draft.  
 Career Highlights: Named to the Florida State All-Star Team in 1987 after hitting .304 and finishing fourth in the FSL with 83 walks.

YEAR	CLUB	AVG.	G	AB	R	H	2B	3B	HR	RBI	BB	SO	SB
1985	Sarasota	.261	47	138	17	36	2	2	0	12	23	22	5
1986	Asheville	.272	118	346	66	94	14	3	13	69	69	64	5
1987	Osceola	.304	127	437	70	133	20	5	1	56	83	49	5
1988	Osceola	.268	55	168	23	45	8	1	1	25	22	23	2
	Columbus	.220	39	91	7	20	1	0	0	6	12	19	2
1989	Columbus	.273	97	256	31	70	13	0	1	23	39	54	3

**BAUER, PETER KENNETH — Righthanded Pitcher**

Height: 6-4      Bats: R      Born: March 16, 1965 - South St. Paul, Minn.  
 Weight: 205      Throws: R      Resides: South St. Paul, Minn.  
 Recommended/Signed By: Fred Nelson (Astros)  
 School: Minnesota  
 How Obtained: Released by Mets on July 12, 1989. Signed by Astros as a free agent on January 29, 1990.

YEAR	CLUB	W-L	ERA	G	GS	CG	SHO	SV	IP	H	R	ER	BB	SO
1986	Little Falls	3-3	2.21	25	0	0	0	5	40.2	25	14	10	14	58
	Lynchburg	1-1	0.00	4	0	0	0	0	5.1	3	1	0	3	4
1987	Lynchburg	6-7	4.22	61	0	0	0	5	91.2	103	51	43	48	73
1988	Columbia	4-5	3.71	40	0	0	0	12	68.0	64	33	28	23	55
1989	Jackson	3-2	5.40	15	5	0	0	0	43.1	47	27	26	17	28
	Osceola	0-0	0.00	2	0	0	0	0	1.2	2	0	0	1	1

**BEAMS, MICHAEL ANDREW — Outfielder**

Height: 6-0      Bats: R      Born: June 8, 1967 - Abilene, Texas  
 Weight: 200      Throws: R      Resides: Altamonte Springs, Florida  
 Recommended/Signed By: Joe Pittman (Astros)  
 School: Lake Brantley (FL) High  
 How Obtained: Selected by Astros in 10th round of June, 1986 draft

YEAR	CLUB	AVG.	G	AB	R	H	2B	3B	HR	RBI	BB	SO	SB
1986	Sarasota	.209	27	91	10	19	4	0	0	10	6	13	10
1987	Sarasota	.180	46	122	22	22	5	0	1	21	15	23	5
1988	Auburn	.282	51	174	30	49	10	2	5	43	21	52	5
	Asheville	.125	11	16	2	2	0	0	0	3	2	5	1
1989	Asheville	.239	118	397	47	95	17	1	15	68	60	96	14



**BENNETT, BRIAN EUGENE — Catcher**

Height: 6-4      Bats: R      Born: February 1, 1967 - Indio, California

Weight: 190      Throws: R      Resides: Palm Desert, California

Recommended/Signed By: Ross Sapp (Astros)

School: College of the Desert

How Obtained: Selected by Astros in fifth round, secondary phase of June, 1986 draft.

YEAR	CLUB	AVG.	G	AB	R	H	2B	3B	HR	RBI	BB	SO	SB
1986				Did Not Play									
1987	Sarasota	200	25	75	4	15	2	0	0	9	10	23	1
1988	Gulf Coast	193	43	150	17	29	5	1	2	14	11	47	0
1989	Auburn	000	2	6	0	0	0	0	0	0	0	3	0
	Asheville	217	43	120	11	26	6	0	0	8	16	44	2

**BOATMAN, STEVE — Righthanded Pitcher**

Height: 6-0      Bats: R      Born: August 12, 1971 - Lawton, Oklahoma

Weight: 190      Throws: R      Resides: Coppell, Texas

Recommended/Signed By: F.D. "Cotton" Nix (Astros)

School: Coppell High School

How Obtained: Selected by Astros in 42nd round of June, 1989 draft

YEAR	CLUB	W-L	ERA	G	GS	CG	SHO	SV	IP	H	R	ER	BB	SO
1989				Did Not Play										

**BOCKUS, RANDY WALTER — Righthanded Pitcher**

Height: 6-2      Bats: L      Born: October 5, 1960 - Canton, Ohio

Weight: 190      Throws: R      Resides: East Sparta, Ohio

Recommended/Signed By: Marty Miller (Giants)

School: Kent State

How Obtained: Signed as a six-year free agent on January 30, 1990

**Career Highlights:** Spent parts of 1986-88 seasons in San Francisco Giants bullpen and is 2-1 in 37 career appearances in the majors. Texas-League All-Star in 1985 after leading league in wins (14), ERA (2.73), starts (27) and innings pitched (201). Also named to All-Star teams in Texas League in 1984 and California League in 1983. Set Kent State career record for RBI (103) and tied Thurman Munson's school mark for highest career batting average.

YEAR	CLUB	W-L	ERA	G	GS	CG	SHO	SV	IP	H	R	ER	BB	SO
1982	Great Falls	2-0	4.58	18	0	0	0	0	53.0	60	38	27	22	42
1983	Fresno	14-6	3.58	30	30*	6	3	0	196.0	185	89	78	78	144*
1984	Shreveport	8-5	2.81	18	18	4	3*	0	128.1	106	44	40	54	93
	Phoenix	0-4	7.18	8	8	0	0	0	36.1	60	39	29	28	23
1985	Shreveport	14*-11	2.73*	28	27*	15*	2	0	201.0*	196	85	61	44	126
1986	Phoenix	11-6	4.26	42	16	2	0	12	122.2	139	69	58	54	55
	San Francisco	0-0	2.57	5	0	0	0	0	7.0	7	5	2	6	4
1987	Phoenix	7-5	4.49	36	13	2	0	7	108.1	133	60	54	41	64
	San Francisco	1-0	3.63	12	0	0	0	0	17.1	17	8	7	4	9
1988	Phoenix	4-3	5.96	23	3	0	0	2	51.1	63	36	34	22	27
	San Francisco	1-1	4.78	20	0	0	0	0	32.0	35	19	17	13	18
1989	Toledo	6-4	3.91	32	14	1	0	3	119.2	124	63	52	52	58

**BOND, DAVEN JOHN — Righthanded Pitcher**

Height: 6-6      Bats: R      Born: June 4, 1964 - Durango, Colorado

Weight: 215      Throws: R      Resides: Cortez, Colorado

Recommended/Signed By: Clark Crist (Astros)

School: Mesa (CO) College

How Obtained: Selected by Astros in 14th round of June, 1986 draft

YEAR	CLUB	W-L	ERA	G	GS	CG	SHO	SV	IP	H	R	ER	BB	SO
1986	Auburn	3-3	3.64	14	12	0	0	0	59.1	58	33	24	30	34
1987	Asheville	3-5	4.95	37	9	0	0	6	87.1	96	61	48	38	66
1988	Osceola	5-7	3.08	32	10	0	0	1	96.1	87	46	33	46	43
1989	Osceola	9-10	3.62	27	26	1	0	0	154.1	155	80	62	71	78

**BORDI, RICHARD ALBERT — Righthanded Pitcher**

Height: 6-7      Bats: R      Born: April 18, 1959 - South San Francisco, Calif.  
 Weight: 220      Throws: R      Resides: South San Francisco, Calif.  
 Recommended/Signed By: Fred Nelson (Astros)  
 School: Fresno State

How Obtained: Signed as a six-year free agent by Astros on February 12, 1990.

Career Highlights: Drafted in third round of June 1980 draft and was promoted to majors after just three pro games. First major league win (May 20, 1984) and save (September 2, 1983) were vs. Houston. 1989 season was the first year in 10-year career where Bordi didn't see major league action.

YEAR	CLUB	W-L	ERA	G	GS	CG	SHO	SV	IP	H	R	ER	BB	SO
1980	West Haven	4-6	4.14	11	9	6	0	0	76.0	75	42	35	30	49
	Oakland	0-0	4.50	1	0	0	0	0	2.0	4	1	1	0	0
1981	Tacoma	9-11	3.68	27	27	15	2	0	191.0	197	98	78	66	101
	Oakland	0-0	0.00	2	0	0	0	0	2.0	1	0	0	1	0
1982	Salt Lake City	12-9	4.49	25	25	8	0	0	168.1	212	105	84	31	118
	Seattle	0-2	8.31	7	2	0	0	0	13.0	18	12	12	1	10
1983	Iowa	7-2	4.61	18	17	6	0	0	111.1	134	62	57	21	80
	Chicago (NL)	0-2	4.97	11	1	0	0	1	25.1	34	15	14	12	20
1984	Chicago (NL)	5-2	3.46	31	7	0	0	4	83.1	78	37	32	20	41
1985	New York (AL)	6-8	3.21	51	3	0	0	2	98.0	95	41	35	29	64
1986	Baltimore	6-4	4.46	52	1	0	0	3	107.0	105	56	53	41	83
1987	Columbus	2-2	1.74	25	0	0	0	5	46.2	36	15	9	14	33
	New York (AL)	3-1	7.64	16	1	0	0	0	33.0	42	28	28	12	23
1988	Tacoma	7-7	3.48	40	10	0	0	3	119.0	122	61	46	35	81
	Oakland	0-1	4.70	2	2	0	0	0	7.2	6	6	4	5	6
1989	Tacoma	4-6	3.61	41	10	3	1	11	97.1	82	46	39	28	75

**BROWN, DUANE — Righthanded Pitcher**

Height: 6-5      Bats: R      Born: December 19, 1969 - Myrtle Creek, Oregon  
 Weight: 170      Throws: R      Resides: Myrtle Creek, Oregon  
 Recommended/Signed By: Dan Huston (Astros)  
 School: College of the Siskiyous

How Obtained: Selected by Astros in 37th round of June, 1988 draft

YEAR	CLUB	W-L	ERA	G	GS	CG	SHO	SV	IP	H	R	ER	BB	SO
1989	Gulf Coast	3-7	2.55	13	12	2	1	0	74.0	70	30	21	22	50
	Auburn	0-1	3.12	2	1	1	0	0	8.2	6	6	3	5	9

**BROWN, TODD JOSEPH — Outfielder**

Height: 6-2      Bats: R      Born: October 15, 1963 - Binghamton, N.Y.  
 Weight: 215      Throws: R      Resides: Binghamton, N.Y.  
 Recommended/Signed By: Lew Temple (Astros)  
 School: Arizona State

How Obtained: Signed as a six-year free agent on February 12, 1990

Career Highlights: Led Pioneer League in hitting in 1985 with .447 average and named to the PL All-Star team. A career .327 hitter in the minor leagues who spent the 1989 season with the Orix Braves in the Japanese Pacific League.

YEAR	CLUB	AVG.	G	AB	R	H	2B	3B	HR	RBI	BB	SO	SB
1985	Helena	.447*	53	208	42	93	10	1	6	53	21	20	5
	Bejail	.185	17	54	3	10	0	0	0	4	6	7	1
1986	Stockton	.290	74	259	52	75	17	2	11	44	32	40	10
	El Paso	.319	43	163	36	52	6	1	13	45	24	29	2
1987	El Paso	.330	105	418	77	138	23	2	13	82	47	72	4
1988	Stockton	.263	20	80	11	21	2	0	2	14	7	11	2
	Denver	.211	24	76	9	16	4	0	1	8	11	6	0
1989	El Paso	.393	24	89	19	35	9	1	2	16	10	6	5
	Orix (Japan)	.247		89	13	22			3	14			

**BROWNING, MICHAEL EUGENE — Righthanded Pitcher**

Height: 6-2      Bats: R      Born: February 7, 1960 - Munich, Germany

Weight: 215      Throws: R      Resides: Miami, Florida

Recommended/Signed By: Pico Prado (Astros)

School: University of Miami

How Obtained: Signed as six-year free agent on November 19, 1988

Career Highlights: Finished second in Rolaid's Relief Pitcher standings in Southern League in 1989.

YEAR	CLUB	W-L	ERA	G	GS	CG	SHO	SV	IP	H	R	ER	BB	SO
1981	Ft. Lauderdale	1-1	3.46	17	0	0	0	1	26.0	22	10	10	12	21
1982	Ft. Lauderdale	0-1	2.95	14	0	0	0	9	18.1	18	6	6	6	17
	Nashville	2-3	3.68	35	0	0	0	4	51.1	54	24	24	22	38
	Columbus	0-0	8.31	4	0	0	0	1	4.1	5	4	4	2	4
1983	Nashville	5-7	4.64	22	0	0	0	0	33.0	35	18	17	17	22
	Columbus	5-1	5.23	14	0	0	0	0	43.0	71	32	25	15	12
1986	Miami	8-3	2.64	51	2	0	0	8	85.1	78	30	25	35	62
1987	Miami	5-8	2.04	37	0	0	0	2	57.1	55	23	13	15	40
1988	Miami	9-2	1.61	47	0	0	0	20	83.2	70	25	15	30	71
1989	Columbus	9-6	2.86	52	0	0	0	20	66.0	67	24	21	19	43

**BRUEHL, DARREN — Catcher**

Height: 6-0      Bats: R      Born: April 1, 1967 - Detroit, Michigan

Weight: 185      Throws: R      Resides: Apopka, Florida

Recommended/Signed By: Shawn Pender (Astros)

School: Stetson University

How Obtained: Signed as a non-drafted free agent on January 15, 1989

YEAR	CLUB	AVG.	G	AB	R	H	2B	3B	HR	RBI	BB	SO	SB
1989	Auburn	.171	33	82	8	14	2	0	3	10	8	40	1

**BUCHANAN, ROBERT GORDON — Left-handed Pitcher**

Height: 6-1      Bats: L      Born: May 3, 1961 - Sharon Hill, Pennsylvania

Weight: 180      Throws: L      Resides: Cedar Rapids, Iowa

Recommended/Signed By: Fred Nelson (Astros)

School: Riverview High School, Sarasota, Florida

How Obtained: Signed as a six-year free agent on January 18, 1990

Career Highlights: Made major league debut with Cincinnati vs. Montreal on July 26, 1985. Selected by Reds in 2nd round of June, 1979 free agent draft after stellar prep career at Riverview High, where he pitched back-to-back no-hitters as a senior and had his uniform number retired. Finished fifth in saves in American Association with 11 in 1984. Also was fifth in saves with 12 in A.A. in 1985. Pitched in Mets organization in 1987 and in Royals organization in 1988-89.

YEAR	CLUB	W-L	ERA	G	GS	CG	SHO	SV	IP	H	R	ER	BB	SO
1979	Billings	7-5	3.36	14	14	3	1	0	91.0	82	42	34	25	80
1980	Tampa	7-7	4.28	27	18	3	2	2	101.0	102	53	48	40	62
1981	Cedar Rapids	10-11	3.21	25	25	9	3	0	171.0	174	81	61	64	125
1982	Waterbury	10-8	3.86	27	26	4	2	0	165.1	174	90	71	68	78
1983	Waterbury	0-1	6.50	14	0	0	0	2	18.0	19	13	13	9	12
	Indianapolis	1-6	6.61	30	1	0	0	1	49.0	69	42	36	31	22
1984	Vermont	1-2	2.18	14	0	0	0	6	20.2	14	8	5	14	18
	Wichita	1-2	3.07	39	0	0	0	11	58.2	51	21	20	28	35
1985	Denver	4-3	2.18	29	0	0	0	12	41.1	45	20	10	13	36
	Cincinnati	1-0	8.44	14	0	0	0	0	16.0	25	15	15	9	3
1986	Denver	3-7	5.38	36	6	1	0	3	77.0	95	53	46	37	29
1987	Tidewater	4-4	3.60	29	4	0	0	2	60.0	60	25	24	26	37
1988	Omaha	5-1	2.37	47	0	0	0	6	76.0	70	21	20	29	44
1989	Omaha	8-9	3.35	27	24	3	2	0	164.0	150	70	61	49	104
	Kansas City	0-0	16.20	2	0	0	0	0	3.1	5	6	6	3	3

**CABRERA, MIGUEL — Infielder**

Height: 6-1      Bats: R      Born: February 10, 1970 - San Pedro de Macoris, D.R.

Weight: 170      Throws: R      Resides: San Pedro de Macoris, D.R.

Recommended/Signed By: Julio Linares (Astros)

How Obtained: Signed as a free agent on January 24, 1988

YEAR	CLUB	AVG.	G	AB	R	H	2B	3B	HR	RBI	BB	SO	SB
(1988 Played in the Dominican Summer League)													
1989	La Romana	.343	42	134	28	46	6	1	1	11	9	15	5

**CAMPUSANO, TEOFILO HUMBERTO — Lefthanded Pitcher**

Height: 6-2      Bats: L      Born: March 25, 1970 - San Pedro de Macoris, D.R.  
 Weight: 180      Throws: L      Resides: San Pedro de Macoris, D.R.  
 Recommended/Signed By: Julio Linares (Astros)  
 How Obtained: Signed as a free agent on July 8, 1987

YEAR	CLUB	W-L	ERA	G	GS	CG	SHO	SV	IP	H	R	ER	BB	SO
1988	Gulf Coast	2-4	3.00	22	1	0	0	2	45.0	44	29	15	24	22
1989	Auburn	2-3	4.62	19	6	0	0	2	60.1	67	43	31	37	41
	Osceola	0-0	0.00	1	0	0	0	0	3.2	1	0	0	1	5

**CANDAELE, CASEY — Infielder**      See page 97**CARVER, BILLY PAUL — Catcher**

Height: 6-0      Bats: R      Born: March 14, 1966, Madison, Indiana  
 Weight: 195      Throws: R      Resides: Hendersonville, Tennessee  
 Recommended/Signed By: F.H. "Jug" Deford (Astros)  
 School: University of Tennessee  
 How Obtained: Selected by Astros in sixth round of June, 1987 draft

YEAR	CLUB	AVG.	G	AB	R	H	2B	3B	HR	RBI	BB	SO	SB
1987	Auburn	.185	46	151	15	28	3	1	2	16	14	28	1
1988	Asheville	.259	111	348	43	90	15	1	3	36	19	52	6
1989	Osceola	.165	45	139	8	23	1	0	1	10	4	25	1
	Columbus	.000	1	3	0	0	0	0	0	0	0	1	0

**CASTILLO, RAFAEL PEROZO - Outfielder**

Height: 6-0      Bats: R      Born: January 13, 1972 - La Romana, D.R.  
 Weight: 150      Throws: R      Resides: La Romana, D. R.  
 Recommended/Signed By: Adriano Rodriguez & Julio Linares (Astros)  
 How Obtained: Signed as a non-drafted free agent on January 7, 1989

YEAR	CLUB	AVG.	G	AB	R	H	2B	3B	HR	RBI	BB	SO	SB
1989	LaRomana	.333	49	173	37	58	1	1	0	21	31	17	38

**CEDENO, EDUARDO — Infielder**

Height: 6-0      Bats: R      Born: August 2, 1972 - La Romana, D.R.  
 Weight: 150      Throws: R      Resides: La Romana, D. R.  
 Recommended/Signed By: Adriano Rodriguez & Julio Linares (Astros)  
 How Obtained: Signed as a non-drafted free agent on July 1, 1989

YEAR	CLUB	AVG.	G	AB	R	H	2B	3B	HR	RBI	BB	SO	SB
(1990 will be first season in pro ball)													

**CHAVEZ, RAUL — Infielder**

Height: 5-11      Bats: R      Born: March 18, 1973 - Valencia, Venezuela  
 Weight: 175      Throws: R      Resides: Valencia, Venezuela  
 Recommended/Signed By: Andres Reiner (Astros)  
 How Obtained: Signed as a non-drafted free agent on January 10, 1990

YEAR	CLUB	AVG.	G	AB	R	H	2B	3B	HR	RBI	BB	SO	SB
(1990 will be first season in pro ball)													

**CLARK, TERRY — Righthanded Pitcher**      See page 99

**COLOMBINO, CARLO FELIX — Infielder**

Height: 5-10    Bats: R    Born: September 28, 1964 - Belleville, New Jersey  
 Weight: 180    Throws: R    Resides: Pt. Pleasant, New Jersey  
 Recommended/Signed By: Clary Anderson (Astros)  
 School: Brookdale (NJ) City College  
 How Obtained: Selected by Astros in seventh round of January, 1985 draft  
 Career Highlights: Voted to Southern League All-Star Team in 1988 after finishing third in SL in batting average. Led South Atlantic League in 1986 in batting and doubles and was named to SAL All-Star Team.

YEAR	CLUB	AVG.	G	AB	R	H	2B	3B	HR	RBI	BB	SO	SB
1985	Auburn	.261	58	188	19	49	6	1	1	17	8	20	3
1986	Asheville	.339*	92	360	77	122	35*	4	5	58	24	26	12
1987	Osceola	.267	92	330	48	88	12	2	1	50	33	24	5
	Columbus	.272	39	151	19	41	10	1	0	17	7	13	1
1988	Columbus	.285	113	417	61	119	21	8	8	62	23	52	10
1989	Columbus	.186	84	285	27	53	5	1	2	24	19	45	3
	Tucson	.202	40	129	15	25	2	1	1	12	4	18	3

**COOK, GLEN PATRICK — Righthanded Pitcher**

Height: 5-11    Bats: R    Born: September 8, 1959 - Buffalo, New York  
 Weight: 180    Throws: R    Resides: Webster, Texas  
 Recommended/Signed By: Lew Temple (Astros)  
 School: Ithaca (NY)  
 How Obtained: Signed as a six-year free agent on February 6, 1990.  
 Career Highlights: Won first two starts in majors, including 6.1 shutout innings in debut on June 23, 1985 at Minnesota. Also won next start vs. California on July 1. Last played professionally in the United States in 1987, pitching the 1988 season in Italy, and not playing this past season.

YEAR	CLUB	W-L	ERA	G	GS	CG	SHO	SV	IP	H	R	ER	BB	SO
1981	Sarasota	2-2	4.81	14	8	0	0	2	43.0	40	26	23	20	43
1982	Burlington	2-3	4.22	18	2	0	0	3	42.2	47	30	20	15	37
1983	Burlington	4-2	4.10	9	9	0	0	0	52.2	50	28	24	24	59
	Tulsa	4-6	3.13	11	11	0	0	0	72.0	60	33	25	26	70
	Okla. City	0-1	4.50	3	3	0	0	0	20.0	16	10	10	7	16
1984	Okla. City	9-8	4.85	27	27	2	0	0	167.0	159	92	90	57	124
1985	Okla. City	9-5	3.21	16	18	2	0	0	120.2	92	50	43	32	80
	Texas	2-3	9.45	9	7	0	0	0	40.0	53	42	42	18	19
1986	Okla. City	8-9	6.04	28	23	4	1	0	135.2	187	102	91	47	61
1987	Okla. City	2-2	4.53	31	0	0	0	4	57.2	54	33	29	23	36
1988														
1989														

Played in Italy  
 Did Not Play

**COOPER, GARY CLIFTON — Outfielder**

Height: 6-1    Bats: R    Born: August 13, 1964 - Lynwood, California  
 Weight: 200    Throws: R    Resides: Orem, Utah  
 Recommended/Signed By: Tom Wheeler & Walt Matthews (Astros)  
 School: BYU  
 How Obtained: Selected by Astros in seventh round of June, 1986 draft  
 Career Highlights: Led New York-Penn League in total bases (141) and tied for team lead in doubles in 1986.

YEAR	CLUB	AVG.	G	AB	R	H	2B	3B	HR	RBI	BB	SO	SB
1986	Auburn	.313	76	275	52	86	16	3	11	54	47	47	16
1987	Osceola	.279	123	427	66	119	17	4	4	74	66	69	14
1988	Columbus	.270	140	474	65	126	25	7	7	69	87	87	13
1989	Tucson	.271	118	376	51	102	23	3	1	50	48	69	5

**COSTELLO, FRED — Righthanded Pitcher**

See page 100

**CREDEUR, TODD ANTHONY — Left-handed Pitcher**

Height: 6-1    Bats: L    Born: September 6, 1963 - Lafayette, Louisiana

Weight: 190    Throws: L    Resides: Scott, Louisiana

Recommended/Signed By: David Lakey and Joe Campise (Astros)

School: USL

How Obtained: Signed as a non-drafted free agent by Astros on August 28, 1985

Career Highlights: Led Asheville and was tied for second in South Atlantic League in wins in 1986.

YEAR	CLUB	W-L	ERA	G	GS	CG	SHO	SV	IP	H	R	ER	BB	SO
1986	Asheville	13-2	4.01	24	22	1	1	0	130.1	118	69	58	91	147
1987	Osceola	3-3	3.77	16	11	0	0	0	62.0	54	30	26	32	42
1988	Osceola	3-4	1.72	28	0	0	0	7	47.0	33	16	9	19	47
	Columbus	1-3	4.62	15	0	0	0	4	25.1	24	13	13	18	34
1989	Osceola	2-2	1.67	17	0	0	0	0	32.1	18	12	6	20	28
	Columbus	2-4	4.20	21	12	0	0	0	70.2	53	38	33	42	68

**CREW, KENNETH — Right-handed Pitcher**

Height: 6-3    Bats: R    Born: August 8, 1961 - Fresno, California

Weight: 200    Throws: R    Resides: Clovis, California

Recommended/Signed By: Chuck McMichael (Kansas City Royals)

School: University of Illinois

How Obtained: Acquired from Kansas City on October 1, 1987 for a player to be named later

YEAR	CLUB	W-L	ERA	G	GS	CG	SHO	SV	IP	H	R	ER	BB	SO
1985	Eugene	1-1	2.25	3	3	0	0	0	16.0	11	4	4	9	14
	Fort Myers	7-0	1.91	10	10	0	0	0	56.2	46	13	12	24	34
1986	Memphis	8-7	4.79	27	16	1	0	2	120.1	124	74	64	72	95
1987	Memphis	3-6	4.09	31	6	1	1	1	81.1	99	47	37	34	67
	Columbus	1-0	3.05	11	0	0	0	3	20.2	19	7	7	8	18
1988	Tucson	1-1	4.70	17	1	0	0	0	38.1	34	21	20	10	34
	Columbus	4-5	2.34	21	0	0	0	1	42.1	32	17	11	15	45
1989	Tucson	3-2	4.71	34	0	0	0	2	57.1	59	33	30	23	55

**CRUZ, RUBEN BONILLA — Outfielder**

Height: 6-0    Bats: L    Born: May 19, 1972, - Salinas, P.R.

Weight: 170    Throws: R    Resides: Salinas, P.R.

Recommended/Signed By: Frankie Thon (Astros)

How Obtained: Selected by Astros in 45th round of June, 1989 draft

YEAR	CLUB	AVG.	G	AB	R	H	2B	3B	HR	RBI	BB	SO	SB
(1990 will be first season in pro ball)													

**CURTIS, CRAIG — Infielder**

Height: 6-3    Bats: L    Born: February 23, 1971 - North Kansas City, Missouri

Weight: 165    Throws: L    Resides: Kansas City, Missouri

Recommended/Signed By: Bill Kelso (Astros)

How Obtained: Selected by Astros in eighth round of June, 1989 draft

Career Highlights: Finished sixth in Gulf Coast League in hitting in 1989 and tied for third in stolen bases.

YEAR	CLUB	AVG.	G	AB	R	H	2B	3B	HR	RBI	BB	SO	SB
1989	Gulf Coast	.323	51	186	25	60	8	4	1	14	25	45	28

**DALLAS, GERSHON — Outfielder**

Height: 6-1    Bats: R    Born: November 17, 1969 - Tampa, Florida

Weight: 200    Throws: R    Resides: Tampa, Florida

Recommended/Signed By: Shawn Pender (Astros)

School: Hillsborough (FL) Junior College

How Obtained: Selected by Astros in seventh round of June, 1989 draft

YEAR	CLUB	AVG.	G	AB	R	H	2B	3B	HR	RBI	BB	SO	SB
1989	Gulf Coast	.213	47	174	21	37	8	0	0	11	8	25	8

**DE LA CRUZ, JUAN LUIS — Righthanded Pitcher**

Height: 6-2    Bats: R    Born: March 21, 1972 - Santo Domingo, D.R.

Weight: 170    Throws: R    Resides: Santo Domingo, D.R.

Recommended/Signed By: Julio Linares (Astros)

How Obtained: Signed as a non-drafted free agent on June 2, 1989

YEAR	CLUB	W-L	ERA	G	GS	CG	SHO	SV	IP	H	R	ER	BB	SO
1989	La Romana	8-1	2.20	15	4	2	0	1	57.2	48	26	14	17	32

**DIGGS, COREY J.— Infielder**

Height: 5-11    Bats: R    Born: January 18, 1971 - Vallejo, California

Weight: 170    Throws: R    Resides: Vallejo, California

Recommended/Signed By: Tom Wheeler (Astros)

School: Vallejo High School

How Obtained: Selected by Astros in 16th round of June, 1989 draft

YEAR	CLUB	AVG.	G	AB	R	H	2B	3B	HR	RBI	BB	SO	SB
1989	Gulf Coast	.215	41	135	10	29	4	1	0	7	10	25	4

**DOVEY, TROY EDWARD — Righthanded Pitcher**

Height: 6-1    Bats: R    Born: June 4, 1968 - Fort Lauderdale, Fla.

Weight: 185    Throws: R    Resides: North Lauderdale, Fla.

Recommended/Signed By: Pico Prado &amp; Stan Benjamin (Astros)

School: Miami Dade South Junior College

How Obtained: Selected by Astros in 43rd round of June, 1988 draft

YEAR	CLUB	W-L	ERA	G	GS	CG	SHO	SV	IP	H	R	ER	BB	SO
1988	Asheville	1-0	0.75	4	1	0	0	0	12.0	8	7	1	5	9
	Gulf Coast	1-1	1.48	12	1	0	0	4	24.1	16	8	4	11	28
1989	Asheville	7-8	4.57	24	18	2	1	1	106.1	96	70	54	66	74

**DREW, CAMERON STEWARD — Outfielder**

Height: 6-5    Bats: L    Born: February 12, 1964 - Boston, Massachusetts

Weight: 215    Throws: R    Resides: Yardville, New Jersey

Recommended/Signed By: Stan Benjamin (Astros)

School: University of New Haven

How Obtained: Selected by Astros in first round of June, 1985 draft

**Career Highlights:** Led South Atlantic League in home runs and RBI in 1986 and finished second in batting average. Voted Best Batting Prospect in the Pacific Coast League in 1988 by *Baseball America*. Houston's first selection (12th player overall) in 1986 draft after leading New Haven to third place in Division II World Series.

YEAR	CLUB	AVG.	G	AB	R	H	2B	3B	HR	RBI	BB	SO	SB
1985	Auburn	.291	72	278	48	81	10	4	5	45	34	53	10
1986	Asheville	.326	124	439	77	143	26	4	26*	117*	36	59	8
1987	Columbus	.278	133	490	66	136	26	1	17	70	25	82	8
1988	Tucson	.356	97	354	50	126	22	7	4	70	23	35	18
	Houston	.188	7	16	1	3	0	1	0	1	0	1	0
1989													

Did Not Play



**DUNNUM, RICK JOE — Righthanded Pitcher****Height:** 6-1      **Bats:** R      **Born:** November 29, 1965 - Viroqua, Wisconsin**Weight:** 180      **Throws:** R      **Resides:** Janesville, Wisconsin**Recommended/Signed By:** Bill Kelso (Astros)**School:** William Penn College**How Obtained:** Selected by Astros in 21st round of June, 1988 draft**Career Highlights:** Had ninth lowest earned run average in South Atlantic League in 1989.

YEAR	CLUB	W-L	ERA	G	GS	CG	SHO	SV	IP	H	R	ER	BB	SO
1988	Auburn	7-0	3.66	18	10	1	0	1	86.0	88	45	35	38	81
1989	Asheville	6-6	2.63	36	18	4	1	0	144.0	121	60	42	53	114

**DUNSTER, DONALD GEORGE - Righthanded Pitcher****Height:** 6-3      **Bats:** R      **Born:** July 30, 1963 - San Jose, Calif.**Weight:** 210      **Throws:** R      **Resides:** San Jose, Calif.**Recommended/Signed By:** Paul Weaver (Astros)**School:** St. Mary's (CA) College**How Obtained:** Selected by Astros in 4th round of June, 1984 draft**Career Highlights:** Led Mexican League in innings (222) and complete games (22) in 1989.

YEAR	CLUB	W-L	ERA	G	GS	CG	SHO	SV	IP	H	R	ER	BB	SO
1984	Auburn	5-7	3.28	15	15	2	1	0	91.0	84	38	33	28	55
1985	Auburn	5-5	3.61	15	15	0	0	0	90.0	101	48	36	24	51
1986	Osceola	10-9	4.06	26	26	3	2	0	157.1	186	92	71	41	78
1987	Osceola	7-4	2.50	17	17	7	3	0	126.0	108	40	35	23	75
	Columbus	4-5	4.76	11	11	2	0	0	64.1	73	44	34	17	42
1988	Columbus	9-12	3.51	31	27	5	1	0	174.1	181	85	68	25	74
1989	Tucson	0-1	7.31	4	2	0	0	0	16.0	22	13	13	2	5
	Monclova	15-11	3.42	26	26	22*	—	0	208.0*	222	94	79	36	87

**ELDREDGE, EDWARD (Ted) — Righthanded Pitcher****Height:** 6-4      **Bats:** R      **Born:** January 1, 1965 - New York, New York**Weight:** 197      **Throws:** R      **Resides:** San Diego, California**Recommended/Signed By:** Joe Henderson and Bill Tracy (Mariners)**School:** University of California at Davis**How Obtained:** Drafted by Astros on December 5, 1989 in minor league draft

YEAR	CLUB	W-L	ERA	G	GS	CG	SHO	SV	IP	H	R	ER	BB	SO
1987	Bellingham	0-0	1.80	3	2	0	0	0	10.0	5	3	2	7	12
	Wausau	2-6	7.38	12	12	1	0	0	57.1	73	55	47	46	29
1988	San Bernardino	2-6	8.78	16	12	0	0	0	54.1	50	65	53	65	30
	Bellingham	0-5	9.00	6	6	0	0	0	29.0	39	40	29	26	13
1989	Wausau	1-1	7.11	14	0	0	0	0	12.2	12	14	10	14	12

**ELSBERRY, RUSSELL LEONARD — Righthanded Pitcher****Height:** 6-8      **Bats:** R      **Born:** August 12, 1964 - Ft. Collins, Colorado**Weight:** 205      **Throws:** R      **Resides:** Carmel Valley, California**Recommended/Signed By:** Reggie Waller (Astros)**How Obtained:** Signed as a non-drafted free agent on July 24, 1986

YEAR	CLUB	W-L	ERA	G	GS	CG	SHO	SV	IP	H	R	ER	BB	SO
1986	Sarasota	0-2	3.00	3	1	0	0	0	6.0	6	5	2	2	5
	Auburn	1-1	0.41	10	1	1	0	2	22.0	10	5	1	6	32
1987														
1988														
1989														

**ENCARNACION, JUAN — Outfielder**

Height: 6-0      Bats: R      Born: October 25, 1969, San Pedro de Macoris, D.R.  
 Weight: 170      Throws: R      Resides: San Pedro de Macoris, D.R.  
 Recommended/Signed By: Julio Linares (Astros)  
 How Obtained: Signed as a free agent on July 8, 1987

YEAR	CLUB	AVG.	G	AB	R	H	2B	3B	HR	RBI	BB	SO	SB
(1987 Played in Dominican Summer League)													
1988	Gulf Coast	.219	54	201	22	44	12	3	2	33	14	59	9
1989	Gulf Coast	.192	46	156	16	30	8	5	2	19	17	49	14

**EUSEBIO, TONY — Catcher      See page 101****FOSTER, BRYAN JAMES — Infielder**

Height: 5-11      Bats: R      Born: September 20, 1968 -  
 Weight: 155      Throws: R      Resides: Indianapolis, Indiana  
 Recommended/Signed By: Gerry Craft and Mike Stafford (Brewers)  
 School: North Central High School, Indianapolis, Indiana  
 How Obtained: Drafted by Astros on December 5, 1989 in minor league draft

YEAR	CLUB	AVG.	G	AB	R	H	2B	3B	HR	RBI	BB	SO	SB
1986	Helena	.172	24	58	5	10	1	0	0	6	6	16	2
1987	Helena	.302	55	212	41	64	6	2	4	32	9	37	9
1988	Stockton	.137	15	51	6	7	0	0	0	5	3	20	0
	Beloit	.186	67	199	22	37	5	2	1	12	21	60	4
1989	Stockton	.161	29	87	8	14	1	1	0	8	8	33	1

**FRAZIER, ARTHUR LOUIS — Infielder**

Height: 6-2      Bats: S      Born: January 26, 1965 - St. Louis, Missouri  
 Weight: 175      Throws: R      Resides: St. Louis, Missouri  
 Recommended/Signed By: Clark Crist (Astros)  
 School: Scottsdale (AZ) Junior College  
 How Obtained: Selected by Astros in first round, secondary phase of June, 1986 draft  
 Career Highlights: Posted second-highest stolen base total in minor league baseball in 1988 with a club record and league-leading 87 thefts at Osceola. Named to 1988 FSL All-Star Team at shortstop. Also named to the Winter League All-Star Team at Culiacan in 1989.

YEAR	CLUB	AVG.	G	AB	R	H	2B	3B	HR	RBI	BB	SO	SB
1986	Sarasota	.287	51	178	39	51	7	2	1	23	32	25	17
1987	Asheville	.258	108	399	83	103	9	2	1	33	68	89	75
1988	Osceola	.235	130	468	79	110	11	3	0	34	90	104	87*
1989	Columbus	.231	135	459	65	106	10	1	4	31	77	101	43

**FULLER, HARRY EDWIN — Outfielder**

Height: 5-9      Bats: L      Born: May 8, 1968 - Hartford, Maryland  
 Weight: 165      Throws: R      Resides: Spring Hill, Florida  
 Recommended/Signed By: Fred Nelson & Lew Temple (Astros)  
 School: John Carroll High School, Bellair, Maryland  
 How Obtained: Signed as a free agent on April 1, 1988

YEAR	CLUB	AVG.	G	AB	R	H	2B	3B	HR	RBI	BB	SO	SB
1988	Auburn	.264	63	220	48	58	7	1	0	22	43	40	25
1989	Asheville	.261	133	482	88	126	12	0	2	52	80	70	50

**GARCIA, SILVESTRE ARMANDO — Infielder**

Height: 6-1      Bats: R      Born: January 1, 1970 - Boca Chica, D.R.

Weight: 166      Throws: R      Resides: Boca Chica, D.R.

Recommended/Signed By: Julio Linares/Ramon Perez (Astros)

How Obtained: Signed as non-drafted free agent on February 12, 1988

YEAR	CLUB	AVG.	G	AB	R	H	2B	3B	HR	RBI	BB	SO	SB
(1988 - Played in Dominican Summer League)													
1989	Gulf Coast	.220	48	177	17	39	7	2	1	15	6	34	7

**GARDNER, CHRISTOPHER JOHN — Righthanded Pitcher**

Height: 6-0      Bats: R      Born: March 30, 1969 - Long Beach, California

Weight: 175      Throws: R      Resides: Paso Robles, California

Recommended/Signed By: Paul Weaver (Astros)

School: Cuesta (CA) Junior College

How Obtained: Selected by Astros in 6th round of June, 1988 draft

YEAR	CLUB	W-L	ERA	G	GS	CG	SHO	SV	IP	H	R	ER	BB	SO
1988	Gulf Coast	4-3	1.46	12	9	0	0	0	55.1	37	18	9	23	41
1989	Asheville	3-8	3.84	15	15	2	0	0	77.1	76	53	33	58	49

**GONZALES, BENJAMIN CASTILLO - Righthanded Pitcher**

Height: 5-10      Bats: R      Born: March 5, 1967 - Lompoc, California

Weight: 180      Throws: R      Resides: Lompoc, California

Recommended/Signed By: Paul Weaver (Astros)

School: Cypress (CA) Junior College

How Obtained: Selected by Astros in 27th round of June, 1988 draft

YEAR	CLUB	W-L	ERA	G	GS	CG	SHO	SV	IP	H	R	ER	BB	SO
1988	Auburn	0-2	4.97	6	0	0	0	0	12.2	12	7	7	3	13
	Gulf Coast	1-2	0.68	16	0	0	0	6	26.1	23	4	2	6	27
1989	Auburn	3-5	4.02	24	0	0	0	8	40.1	46	23	18	15	41

**GONZALEZ, LUIS EMILIO - Infielder**

Height: 6-2      Bats: L      Born: September 3, 1967 - Tampa, Florida

Weight: 180      Throws: R      Resides: Tampa Florida

Recommended/Signed By: F.H. "Jug" Deford (Astros)

School: South Alabama

How Obtained: Selected by Astros in 4th round of June 1988 draft

YEAR	CLUB	AVG.	G	AB	R	H	2B	3B	HR	RBI	BB	SO	SB
1988	Asheville	.252	31	115	13	29	7	1	2	14	12	17	2
	Auburn	.312	39	157	32	49	10	3	5	27	12	19	2
1989	Osceola	.286	86	287	46	82	16	7	6	38	37	49	2

**GRIFFITHS, BRIAN DAVID — Righthanded Pitcher**

Height: 6-2      Bats: R      Born: May 29, 1968 - Portland, Oregon

Weight: 190      Throws: R      Resides: Milwaukee, Oregon

Recommended/Signed By: Dan Huston (Astros)

School: Mt. Hood (OR) Junior College

How Obtained: Selected by Astros in 9th round of June, 1988 draft

YEAR	CLUB	W-L	ERA	G	GS	CG	SHO	SV	IP	H	R	ER	BB	SO
1988	Gulf Coast	2-6	2.95	14	7	0	0	0	55.0	46	26	18	16	43
1989	Asheville	6-9	6.14	22	22	0	0	0	110.0	125	85	75	76	95

**GUILLERMO, JUAN LUIS - Outfielder**

Height: 6-0      Bats: R      Born: June 24, 1972 - Santo Domingo, D.R.  
 Weight: 165      Throws: R      Resides: Santo Domingo, D.R.  
 Recommended/Signed By: Julio Linares and Ramon Perez (Astros)  
 How Obtained: Signed as a non-drafted free agent, June 2, 1989

YEAR	CLUB	AVG.	G	AB	R	H	2B	3B	HR	RBI	BB	SO	SB
1989	LaRomana	.235	32	85	14	20	2	0	0	10	9	28	9

**GUTIERREZ, ANTHONY ELISEO — Lefthanded Pitcher**

Height: 6-0      Bats: L      Born: March 28, 1969 - Sinton, Texas  
 Weight: 180      Throws: L      Resides: Littleton, Colorado  
 Recommended/Signed By: Clark Crist (Astros)  
 School: Englewood (CO) High School  
 How Obtained: Selected by Astros in 29th round of June, 1988 draft

YEAR	CLUB	W-L	ERA	G	GS	CG	SHO	SV	IP	H	R	ER	BB	SO
1988	Gulf Coast	1-2	3.66	17	0	0	0	0	39.1	31	20	16	38	33
1989	Gulf Coast	1-3	5.02	12	1	0	0	0	37.2	38	23	21	26	33
	Asheville	1-3	7.08	5	4	0	0	0	20.1	18	17	16	23	17

**HAJEK, DAVID — Infielder**

Height: 5-10      Bats: R      Born: October 14, 1967 - Roseville California  
 Weight: 165      Throws: R      Resides: Colorado Springs, Colorado  
 Recommended/Signed By: Bill Kelson and Ben Galante (Astros)  
 School: Cal Poly Pomona  
 How Obtained: Signed as a non-drafted free agent on August 9, 1989

YEAR	CLUB	AVG.	G	AB	R	H	2B	3B	HR	RBI	BB	SO	SB
(1990 will be first year in pro ball)													

**HAMPTON, MARK — Righthanded Pitcher**

Height: 6-3      Bats: R      Born: September 20, 1969 - Independence, LA  
 Weight: 187      Throws: R      Resides: Hammond, Louisiana  
 Recommended/Signed By: Sterling Housley (Astros)  
 School: SW Mississippi Junior College  
 How Obtained: Selected by Astros in 10th round of June, 1989 draft

YEAR	CLUB	W-L	ERA	G	GS	CG	SHO	SV	IP	H	R	ER	BB	SO
1989	Gulf Coast	0-2	4.79	11	8	0	0	0	35.2	38	31	19	14	22

**HARRIS, RUSSELL ALAN — Infielder**

Height: 5-8      Bats: S      Born: January 31, 1965 - Lewiston, Idaho  
 Weight: 175      Throws: R      Resides: Lewiston, Idaho  
 Recommended/Signed By: Tom Wheeler and Walt Matthews (Astros)  
 School: Lewis & Clark University  
 How Obtained: Selected by Astros in 13th round of June, 1987 draft

YEAR	CLUB	AVG.	G	AB	R	H	2B	3B	HR	RBI	BB	SO	SB
1987	Auburn	.216	64	218	44	47	7	1	3	21	63	46	15
1988	Osceola	.218	75	197	37	43	8	7	1	18	42	40	14
	Columbus	.136	10	22	1	3	0	0	0	0	1	4	0
1989	Osceola	.264	97	314	57	83	13	6	1	32	84	43	16

**HARTGRAVES, DEAN CHARLES — Lefthanded Pitcher****Height:** 6-0    **Bats:** R    **Born:** August 12, 1966 - Bakersfield, California**Weight:** 185    **Throws:** L    **Resides:** Central Point, Oregon**Recommended/Signed By:** Paul Weaver (Astros)**School:** Fresno State University**How Obtained:** Selected by Astros in 20th round of June, 1987 draft**Career Highlights:** Has thrown two no-hitters in minor leagues, including one on birthday, August 12, 1988 at Asheville.

YEAR	CLUB	W-L	ERA	G	GS	CG	SHO	SV	IP	H	R	ER	BB	SO
1987	Auburn	0-5	3.98	23	0	0	0	2	31.2	31	24	14	27	42
1988	Asheville	5-9	4.49	34	13	2	1	0	118.1	131	70	59	47	83
1989	Asheville	5-8	4.11	19	19	4	0	0	120.1	140	66	55	49	87
	Osceola	3-3	2.95	7	6	1	1	0	39.2	36	20	13	12	21

**HENDERSON, DAVID SCOTT — Infielder****Height:** 6-1    **Bats:** R    **Born:** March 26, 1969, McAlester, Oklahoma**Weight:** 175    **Throws:** R    **Resides:** McAlester, Oklahoma**Recommended/Signed By:** David Lakey (Astros)**School:** McAlester (OK) High School**How Obtained:** Selected by Astros in third round of June, 1987 draft

YEAR	CLUB	AVG.	G	AB	R	H	2B	3B	HR	RBI	BB	SO	SB
1987	Sarasota	.218	30	78	11	17	1	1	0	9	21	23	0
1988	Gulf Coast	.273	18	55	11	15	2	0	2	11	5	13	2
1989	Auburn	.226	69	230	36	52	10	4	3	24	16	69	14

**HENNIS, RANDALL PHILIP — Righthanded Pitcher****Height:** 6-6    **Bats:** R    **Born:** December 16, 1965 - Clearlake, California**Weight:** 220    **Throws:** R    **Resides:** San Diego, California**Recommended/Signed By:** Paul Weaver and Reggie Waller (Astros)**School:** UCLA**How Obtained:** Selected by Astros in second round of June, 1987 draft**Career Highlights:** Led Columbus in starts and innings pitched in 1989.

YEAR	CLUB	W-L	ERA	G	GS	CG	SHO	SV	IP	H	R	ER	BB	SO
1987	Auburn	3-9	4.58	13	12	3	0	0	72.2	67	41	37	33	40
1988	Osceola	7-3	2.40	14	14	2	1	0	82.2	64	34	22	28	48
1989	Columbus	9-9	3.58	28	28	2	0	0	171.0	151	75	68	78	101

**HOLUM, BRETT GARNER — Infielder****Height:** 5-10    **Bats:** L    **Born:** October 3, 1969 - Grand Rapids, Minnesota**Weight:** 165    **Throws:** R    **Resides:** Grand Rapids, Minnesota**Recommended/Signed By:** Bill Kelso & George Brophy (Astros)**School:** Grand Rapids (MN) High School**How Obtained:** Signed as a non-drafted free agent on June 25, 1988

YEAR	CLUB	AVG.	G	AB	R	H	2B	3B	HR	RBI	BB	SO	SB
1988	Gulf Coast	.222	6	18	1	4	0	0	0	2	1	6	0
1989	Gulf Coast	.283	49	159	16	45	5	2	0	16	21	23	7

**HUBBARD, TRENT — Catcher**    See page 102

**HUNTER, BRIAN — Outfielder**

Height: 6-2      Bats: R      Born: March 5, 1971 — Portland, Oregon  
 Weight: 170      Throws: R      Resides: Vancouver, Washington  
 Recommended/Signed By: Dan Huslon and Reggie Waller (Astros)  
 School: Fort Vancouver, Washington  
 How Obtained: Selected by the Astros in second round of June, 1989 draft

YEAR	CLUB	AVG.	G	AB	R	H	2B	3B	HR	RBI	BB	SO	SB
1989	Gulf Coast	.172	50	204	15	35	2	0	0	13	7	42	12

**HURLBUTT, BOB — Catcher**

Height: 6-2      Bats: R      Born: May 31, 1969 — Macedon, New York  
 Weight: 200      Throws: R      Resides: Macedon, New York  
 Recommended/Signed By: Mike Maggart (Astros)  
 School: Monroe (NY) City College  
 How Obtained: Selected by the Astros in 31st round of June, 1988 draft

YEAR	CLUB	AVG.	G	AB	R	H	2B	3B	HR	RBI	BB	SO	SB
1989	Gulf Coast	.100	6	10	1	1	0	0	0	0	2	1	0

**HYSON, COLE — Righthanded Pitcher**

Height: 6-4      Bats: R      Born: August 14, 1968 — Durango, Colorado  
 Weight: 215      Throws: R      Resides: Durango, Colorado  
 Recommended/Signed By: Chuck Edmondson and Walt Matthews (Astros)  
 School: University of Arkansas  
 How Obtained: Selected by Astros in ninth round of June, 1989 draft  
 Career Highlights: Appeared in three NCAA tournaments with Arkansas, including College World Series in 1988.

YEAR	CLUB	W-L	ERA	G	GS	CG	SHO	SV	IP	H	R	ER	BB	SO
1989	Auburn	4-5	3.69	15	12	2	0	1	78.0	77	42	32	36	78

**ILSLEY, BLAISE — Lefthanded Pitcher**      See page 102**JARAD, SAMIR — Catcher/First Baseman**

Height: 6-1      Bats: R      Born: February 4, 1971 — Caguas, P.R.  
 Weight: 185      Throws: R      Resides: Caguas, P.R.  
 Recommended/Signed By: Frankie Thon (Astros)  
 How Obtained: Signed as a non-drafted free agent by Astros on December 11, 1989.

YEAR	CLUB	AVG.	G	AB	R	H	2B	3B	HR	RBI	BB	SO	SB
(1990 will be first year in pro ball)													

**JAVIER, JOHNNY — Infielder**

Height: 6-1      Bats: R      Born: June 2, 1970 — San Pedro de Macoris, D.R.  
 Weight: 165      Throws: R      Resides: San Pedro de Macoris, D.R.  
 Recommended/Signed By: Julio Linares & Domingo Mercedes (Astros)  
 How Obtained: Signed as a non-drafted free agent on November 24, 1988.

YEAR	CLUB	AVG.	G	AB	P	H	2B	3B	HR	RBI	BB	SO	SB
1989	La Romana	.080	28	100	5	8	0	0	0	3	10	14	1

**JENKINS, BERNARD — Outfielder**

Height: 6-4      Bats: R      Born: September 12, 1967 - Anniston, Alabama  
 Weight: 195      Throws: R      Resides: Brooklyn, New York  
 Recommended/Signed By: Gerry Craft & Bob Blair (Astros)  
 School: St. Francis (NY) College  
 How Obtained: Selected by Astros in 7th round of June, 1988 draft.

YEAR	CLUB	AVG.	G	AB	R	H	2B	3B	HR	RBI	BB	SO	SB
1988	Auburn	.244	58	201	35	49	11	0	6	46	30	61	9
1989	Osceola	.292	63	240	33	70	10	5	4	30	21	51	5

**JOHNSON, LUTHER — Outfielder**

Height: 6-1      Bats: L      Born: May 6, 1969 - Edmonds, Washington  
 Weight: 180      Throws: L      Resides: Seattle, Washington  
 Recommended/Signed By: Dan Huston (Astros)  
 How Obtained: Signed as released free agent by Astros on April 3, 1989.

YEAR	CLUB	AVG.	G	AB	R	H	2B	3B	HR	RBI	BB	SO	SB
1988	Martinsville	.188	48	165	22	31	7	1	1	12	24	61	2
1989	Auburn	.253	59	182	29	46	12	3	6	29	28	45	10

**JONES, MAURICE LEMAN — Outfielder**

Height: 6-3      Bats: R      Born: August 20, 1970 - Orlando, Florida  
 Weight: 180      Throws: R      Resides: Orlando, Florida  
 Recommended/Signed By: Shawn Pender (Astros)  
 School: Edgewater (FL) High School  
 How Obtained: Selected by Astros in 11th round of June, 1988 draft

YEAR	CLUB	AVG.	G	AB	R	H	2B	3B	HR	RBI	BB	SO	SB
1988	Gulf Coast	.179	32	112	9	20	2	1	1	16	8	45	1
1989	Gulf Coast	.167	48	162	18	27	4	2	0	5	11	66	11

**JONES, TODD — Righthanded Pitcher**

Height: 6-3      Bats: R      Born: April 24, 1968 - Marietta, Georgia  
 Weight: 200      Throws: R      Resides: Marietta, Georgia  
 Recommended/Signed By: F.H. "Jug" Deford (Astros)  
 School: Jacksonville State (AL)  
 How Obtained: Selected by Astros as a compensation pick following the first round, June, 1989 draft  
 Career Highlights: Named as one of top five power pitchers in 1989 draft by *Baseball America*.

YEAR	CLUB	W-L	ERA	G	GS	CG	SHO	SV	IP	H	R	ER	BB	SO
1989	Auburn	2-3	5.44	11	9	1	0	0	49.2	47	39	30	42	71

**JUDEN, JEFF — Righthanded Pitcher**

Height: 6-7      Bats: R      Born: January 19, 1971 - Salem, Massachusetts  
 Weight: 245      Throws: R      Resides: Salem, Massachusetts  
 Recommended/Signed By: Tom Mooney (Astros)  
 School: Salem (MA) High School  
 How Obtained: Selected by Astros in first round of June, 1989 draft.  
 Career Highlights: *USA Today* High School All-America pitcher with 11-1 record at Salem High School. Ended prep career with 30-4 record, 0.44 ERA, and 488 strikeouts in 254 innings for Witches. 12th selection overall in 1989 draft. Named one of top five power pitchers in 1989 draft by *Baseball America*.

YEAR	CLUB	W-L	ERA	G	GS	CG	SHO	SV	IP	H	R	ER	BB	SO
1989	Gulf Coast	1-4	3.40	9	8	0	0	0	39.2	33	21	15	17	49



**KELLNER, FRANK — Infielder**

Height: 5-11    Bats: S    Born: January 5, 1967  
 Weight: 175    Throws: R    Resides: Tucson, Arizona  
 Recommended/Signed By: Clark Crist (Astros)  
 How Obtained: Signed as a free agent on September 2, 1989.

YEAR	CLUB	AVG.	G	AB	R	H	2B	3B	HR	RBI	BB	SO	SB
------	------	------	---	----	---	---	----	----	----	-----	----	----	----

(1990 will be first season in pro ball)

**KILE, DARRYL — Righthanded Pitcher**      Page 103**LABOY, CARLOS — Outfielder**

Height: 6-2    Bats: R    Born: February 25, 1967 - Yabucoa, P.R.  
 Weight: 185    Throws: L    Resides: Yabucoa, P.R.  
 Recommended/Signed By: Frankie Thon (Astros)  
 How Obtained: Signed as a non-drafted free agent on April 1, 1986

YEAR	CLUB	AVG.	G	AB	R	H	2B	3B	HR	RBI	BB	SO	SB
1986	Sarasota	.268	44	157	27	42	3	3	1	20	12	41	5
1987	Auburn	.249	73	285	48	71	6	4	9	39	21	86	8
1988	Asheville	.206	107	345	44	71	13	4	8	31	27	123	4
1989	Osceola	.188	84	256	25	48	6	4	6	29	9	87	2

**LAMPHERE, LAWRENCE DAVID — Infielder**

Height: 5-10    Bats: S    Born: July 2, 1966 - Monroe, Michigan  
 Weight: 160    Throws: R    Resides: Durand, Michigan  
 Recommended/Signed By: Hal Newhouser & Jack Bloomfield (Astros)  
 School: Central Michigan University  
 How Obtained: Selected by Astros in 14th round of June, 1988 draft  
 Career Highlights: Led South Atlantic League in stolen bases in 1989.

YEAR	CLUB	AVG.	G	AB	R	H	2B	3B	HR	RBI	BB	SO	SB
1988	Auburn	.212	54	170	29	36	6	0	0	15	18	43	17
1989	Asheville	.223	134	479	89	107	24	0	1	42	65	117	67*

**LANFRANCO, RAPHAEL — Catcher**

Height: 6-1    Bats: R    Born: October 9, 1971 - Santo Domingo, D.R.  
 Weight: 190    Throws: R    Resides: Santo Domingo, D.R.  
 Recommended/Signed By: Julio Linares (Astros)  
 How Obtained: Signed as a free agent, February 10, 1989

YEAR	CLUB	AVG.	G	AB	R	H	2B	3B	HR	RBI	BB	SO	SB
1989	Gulf Coast	.190	21	58	5	11	0	0	1	8	5	21	1

**LEWIS, DANIEL KENNY — Outfielder**

Height: 6-0    Bats: L    Born: December 14, 1967 - Oakland, California  
 Weight: 202    Throws: L    Resides: Los Angeles, California  
 Recommended/Signed By: Doug Deutsch and Paul Weaver (Astros)  
 School: El Camino (CA) Junior College  
 How Obtained: Selected by Astros in third round of January, 1986 draft

YEAR	CLUB	AVG.	G	AB	R	H	2B	3B	HR	RBI	BB	SO	SB
1986	Sarasota	.293	38	116	22	34	4	2	1	18	17	24	8
1987	Auburn	.278	70	230	39	64	11	2	3	32	40	48	9
1988	Asheville	.239	107	326	52	78	11	0	12	45	47	84	2
1989	Osceola	.250	86	264	33	66	11	1	3	28	33	59	8

**LEWIS, MICA RENARD — Infielder**

Height: 5-11    Bats: R    Born: January 12, 1967 - Rome, New York  
 Weight: 170    Throws: R    Resides: Los Angeles, California  
 Recommended/Signed By: Reggie Waller & Doug Deutsch (Astros)  
 How Obtained: Selected by Astros in 2nd round of June, 1988 draft  
 Career Highlights: All-Star second baseman in New York-Penn League in 1989.

YEAR	CLUB	AVG.	G	AB	R	H	2B	3B	HR	RBI	BB	SO	SB
1988	Auburn	.280	58	193	32	54	10	3	3	22	42	48	15
1989	Auburn	.261	67	230	45	60	9	2	2	16	33	59	24
	Asheville	.186	55	156	35	29	6	0	1	16	43	45	13

**LEWIS, RONNIE — Outfielder**

Height: 6-0    Bats: R    Born: June 26, 1967 - Shreveport, Louisiana  
 Weight: 170    Throws: R    Resides: Ruston, Louisiana  
 Recommended/Signed By: Chuck Edmondson (Astros)  
 School: Grambling University  
 How Obtained: Signed as non-drafted free agent, June 23, 1989

YEAR	CLUB	AVG.	G	AB	R	H	2B	3B	HR	RBI	BB	SO	SB
1989	Auburn	.257	30	74	7	19	1	0	0	2	9	27	8

**LOCKE, ROGER DALE — Righthanded Pitcher**

Height: 6-2    Bats: R    Born: June 14, 1969 - Limestone, Alabama  
 Weight: 185    Throws: R    Resides: Harvest, Alabama  
 Recommended/Signed By: F.H. "Jug" Deford (Astros)  
 School: Sparkman (AL) High School  
 How Obtained: Selected by Astros in fourth round of June, 1987 draft

YEAR	CLUB	W-L	ERA	G	GS	CG	SHO	SV	IP	H	R	ER	BB	SO
1987	Sarasota	3-3	4.73	13	13	0	0	0	59.0	56	34	31	27	46
1988	Asheville	3-7	6.56	16	16	1	1	0	59.0	83	55	43	34	22
1989									Did Not Play					

**LOFTON, KENNETH — Outfielder**

Height: 6-0    Bats: L    Born: May 31, 1967 - Chicago, Indiana  
 Weight: 180    Throws: L    Resides: East Chicago, Indiana  
 Recommended/Signed By: Clark Crist (Astros)  
 School: University of Arizona  
 How Obtained: Selected by Astros in 17th round of June, 1988 draft  
 Career Highlights: Played for University of Arizona basketball team reaching Final Four in 1988 with Wildcats.

YEAR	CLUB	AVG.	G	AB	R	H	2B	3B	HR	RBI	BB	SO	SB
1988	Auburn	.214	48	187	23	40	6	1	1	14	19	51	26
1989	Auburn	.264	34	110	21	29	3	1	0	8	14	30	26
	Asheville	.329	22	82	14	27	2	0	1	9	12	10	14

**LUCIN, ANTHONY — Catcher**

Height: 6-2    Bats: R    Born: September 15, 1969 - Oaklawn, Illinois  
 Weight: 210    Throws: R    Resides: Oakbrook Terrace, Illinois  
 Recommended/Signed By: Walker Millies (Astros)  
 School: Morton (IL) Junior College  
 How Obtained: Selected by Astros in 21st round of June, 1989 draft

YEAR	CLUB	AVG.	G	AB	R	H	2B	3B	HR	RBI	BB	SO	SB
1989	Gulf Coast	.194	25	67	6	13	2	0	0	6	3	17	0

**LUCKHAM, KEN — Righthanded Pitcher**

Height: 6-2      Bats: R      Born: May 31, 1969 - Scottsdale, Arizona  
 Weight: 190      Throws: R      Resides: Fountain Valley, California  
 Recommended/Signed By: Bob Darwin (Dodgers)  
 School: Los Amigos High School, Fountain Valley, California  
 How Obtained: Drafted in minor league draft, December 5, 1989

YEAR	CLUB	W-L	ERA	G	GS	CG	SHO	SV	IP	H	R	ER	BB	SO
1987	Sarasota	2-0	1.32	6	6	1	0	0	27.1	21	4	4	8	21
	Great Falls	0-0	2.45	3	0	0	0	0	3.2	6	2	1	4	3
1988	Salem	7-2	3.67	16	11	0	0	0	68.2	63	39	28	39	47
1989	Salem	6-7	4.54	17	10	0	0	0	71.1	74	47	36	30	49
	Vero Beach	0-0	0.64	6	0	0	0	0	14.0	9	2	1	2	3

**MADSEN, LANCE — Outfielder**

Height: 6-0      Bats: R      Born: October 14, 1968 - Salt Lake City, Utah  
 Weight: 185      Throws: R      Resides: Salt Lake City, Utah  
 Recommended/Signed By: Clark Crist (Astros)  
 School: University of Utah  
 How Obtained: Selected by Astros in 12th round of June, 1989 draft  
 Career Highlights: Led Auburn with nine home runs, including three in one game, on August 28 at Geneva.

YEAR	CLUB	AVG.	G	AB	R	H	2B	3B	HR	RBI	BB	SO	SB
1989	Auburn	.265	59	196	25	52	9	2	9	33	12	60	9

**MAKAREWICZ, SCOTT — Catcher**

Height: 6-0      Bats: R      Born: March 1, 1967 - Grand Rapids, Michigan  
 Weight: 200      Throws: R      Resides: Grand Rapids, Michigan  
 Recommended/Signed By: Hal Newhouser (Astros)  
 School: Michigan State University  
 How Obtained: Selected by Astros in sixth round of June, 1989 draft

YEAR	CLUB	AVG.	G	AB	R	H	2B	3B	HR	RBI	BB	SO	SB
1989	Auburn	.241	61	216	22	52	17	0	4	24	14	43	2

**MALAVE, BENITO — Righthanded Pitcher**

Height: 6-0      Bats: R      Born: October 1, 1962 - Cumana, Venezuela  
 Weight: 170      Throws: R      Resides: Baraquisto, Venezuela  
 Recommended/Signed By: Andrés Reiner (Astros)  
 How Obtained: Signed as a six-year free agent on November 16, 1989.

YEAR	CLUB	W-L	ERA	G	GS	CG	SHO	SV	IP	H	R	ER	BB	SO
1981	Bradenton	3-4	3.21	14	11	1	0	0	73.0	61	43	26	41	64
1982	Bradenton	5-0	1.17	9	3	1	1	0	38.0	31	8	5	18	40
	Florence	0-0	11.57	4	0	0	0	0	7.0	9	13	9	6	6
1983					Did Not Play									
1984	Wausau	4-8	3.34	34	11	0	0	0	108.0	90	47	40	58	79
1985	Salinas	4-2	4.40	8	8	0	0	0	43.0	43	23	21	18	27
	Wausau	0-1	3.38	5	1	0	0	0	13.1	10	7	5	6	7
1986	Wausau	5-4	4.23	40	5	1	0	3	87.0	76	48	41	63	79
1987	St. Petersburg	1-1	2.03	24	0	0	0	15	40.0	37	13	9	12	30
	Arkansas	1-4	4.15	28	0	0	0	0	30.1	26	15	14	28	27
1988	Arkansas	5-1	4.30	58	1	0	0	1	81.2	76	51	39	47	65
1989					Did Not Play									

**MALLICOAT, ROBIN DALE — Left-handed Pitcher**

Height: 6-3      Bats: L      Born: November 16, 1965 - St. Helen's Oregon

Weight: 180      Throws: L      Resides: Hillsboro, Oregon

Recommended/Signed By: Paul Weaver (Astros)

School: Taft (CA) College

How Obtained: Selected by Astros in first round, secondary phase of January, 1984 draft.

**Career Highlights:** Trying to recover from elbow problem that has sidelined him for past two seasons. Named TOPPS Florida State Player of the Month in August, 1985 and led FSL in wins and strikeouts while finishing second in ERA in 1985. Pitched in Southern League All-Star Game in 1987. Pitched in four games in majors in 1987.

YEAR	CLUB	W-L	ERA	G	GS	CG	SHO	SV	IP	H	R	ER	BB	SO
1984	Auburn	0-0	5.40	1	1	0	0	0	5.0	8	3	3	3	6
	Asheville	3-4	3.92	11	11	2	0	0	64.1	49	30	28	36	57
1985	Osceola	*16-6	1.36	26	25	5	2	0	178.2	119	41	27	74	158*
1986	Columbus	0-6	4.81	10	10	1	0	0	58.0	61	38	31	45	52
	Tucson	0-2	6.43	3	3	0	0	0	14.0	18	14	10	8	9
1987	Columbus	10-7	2.89	24	24	3	0	0	152.1	132	68	49	78	141
	Tucson	0-0	3.72	2	2	0	0	0	9.2	9	5	4	7	8
	Houston	0-0	6.75	4	1	0	0	0	6.2	8	5	5	6	4
1988														
1989														

Did Not Play

Did Not Play

**MARRERO, ROGELIO BAUTISTA — Left-handed Pitcher**

Height: 6-0      Bats: L      Born: July 28, 1968 - San Pedro de Macoris, D.R.

Weight: 175      Throws: L      Resides: San Pedro de Macoris, D.R.

Recommended/Signed By: Julio Linares (Astros)

How Obtained: Signed as a non-drafted free agent on April 23 1986

YEAR	CLUB	W-L	ERA	G	GS	CG	SHO	SV	IP	H	R	ER	BB	SO
(1986 played in Dominican Summer League)														
1987	Sarasota	4-1	1.48	16	0	0	0	3	42.2	21	12	7	16	36
1988	Gulf Coast	0-0	7.71	3	0	0	0	0	2.1	2	3	2	3	0
1989	Auburn	1-3	6.25	20	3	0	0	2	51.0	61	47	36	41	35
	Osceola	0-0	0.00	1	0	0	0	0	2.2	3	0	0	1	1

**MASSARELLI, JOHN DAVID — Catcher**

Height: 6-2      Bats: R      Born: January 23, 1966 - Dover, Ohio

Weight: 200      Throws: R      Resides: Massillon, Ohio

Recommended/Signed By: Gerry Craft and Dan Huston (Astros)

School: Akron University

How Obtained: Selected by Astros in eighth round of June, 1987 draft

YEAR	CLUB	AVG.	G	AB	R	H	2B	3B	HR	RBI	BB	SO	SB
1987	Auburn	.161	23	56	7	9	1	2	0	3	7	10	3
	Asheville	.333	6	17	6	6	0	0	0	1	2	1	3
1988	Auburn	.302	59	179	29	54	8	1	0	26	32	31	25
1989	Asheville	.248	90	246	43	61	13	2	3	21	35	42	25

**MCDOWELL, MIKE — Right-handed Pitcher**

Height: 6-8      Bats: R      Born: September 23, 1967 - Tempe, Arizona

Weight: 225      Throws: R      Resides: Cheney, Washington

Recommended/Signed By: Dan Huston (Astros)

School: Eastern Washington University

How Obtained: Selected by Astros in 53rd round of June, 1989 draft

YEAR	CLUB	W-L	ERA	G	GS	CG	SHO	SV	IP	H	R	ER	BB	SO
1989	Auburn	1-4	12.58	15	2	0	0	0	34.1	58	56	48	34	22

**McGRAW, JEFF — Infielder**

Height: 6-1      Bats: R      Born: March 3, 1966 - Winston-Salem, North Carolina  
 Weight: 195      Throws: R      Resides: Charlotte, North Carolina  
 Recommended/Signed By: Carl Greene and Red Hayworth (Astros)  
 School: East Carolina University  
 How Obtained: Signed as a non-drafted free agent, on August 8, 1989

YEAR	CLUB	AVG.	G	AB	R	H	2B	3B	HR	RBI	BB	SO	SB
1989	Asheville	.185	12	27	5	5	1	0	1	4	14	4	0

**MEADS, DAVID DONALD — Lefthanded Pitcher**

Height: 6-0      Bats: L      Born: January 7, 1964 - Montclair, New Jersey  
 Weight: 175      Throws: L      Resides: Houston, Texas  
 Recommended/Signed By: Clary Anderson (Astros)  
 School: Middlesex (NJ) College  
 How Obtained: Selected by Astros in sixth round of January, 1984 draft  
 Career Highlights: Split 1987 and 1988 seasons between Tucson and Houston. Has 8-4 record with Astros. Elbow injury in 1989 limited him to just one appearance at Tucson.

YEAR	CLUB	W-L	ERA	G	GS	CG	SHO	SV	IP	H	R	ER	BB	SO
1984	Sarasota	2-2	1.23	7	4	1	1	2	29.0	22	11	4	2	28
	Auburn	5-1	5.14	10	3	0	0	0	28.0	31	17	16	12	29
1985	Gastonia	-3-10	4.37	33	19	5	2	1	146.0	160	92	71	30	118
1986	Asheville	4-3	1.99	19	3	0	0	3	54.1	51	25	12	14	50
	Osceola	2-4	7.63	11	0	0	0	2	15.1	24	14	13	7	10
	Columbus	1-1	4.43	16	0	0	0	2	22.1	22	11	11	13	26
1987	Tucson	1-0	2.79	10	0	0	0	1	9.2	7	4	3	6	6
	Houston	5-3	5.55	45	0	0	0	0	48.2	60	31	30	16	32
1988	Tucson	3-4	1.96	32	0	0	0	3	46.0	45	12	10	10	48
	Houston	3-1	3.18	22	2	0	0	0	39.2	37	20	14	14	27
1989	Tucson	0-0	0.00	1	1	0	0	0	3.0	1	0	0	1	2

**METHENEY, DAVID — Righthanded Pitcher**

Height: 6-0      Bats: R      Born: June 30, 1970 - Seminole, Florida  
 Weight: 185      Throws: R      Resides: Lake Wales, Florida  
 Recommended/Signed By: Shawn Pender (Astros)  
 School: Central Florida Junior College  
 How Obtained: Selected by Astros in 24th round of June, 1988 draft

YEAR	CLUB	W-L	ERA	G	GS	CG	SHO	SV	IP	H	R	ER	BB	SO
1989	Gulf Coast	1-0	8.31	2	0	0	0	0	4.1	8	4	4	1	1

**MEYER, BRIAN — Righthanded Pitcher**      See page 104**MIKULIK, JOSEPH GERARD — Outfielder**

Height: 5-11      Bats: R      Born: October 30, 1963 - Weimar, Texas  
 Weight: 180      Throws: R      Resides: Schulenburg, Texas  
 Recommended/Signed By: Ben Galante (Astros)  
 School: San Jacinto (TX) Junior College  
 How Obtained: Selected by Astros in ninth round of January, 1984 draft.

YEAR	CLUB	AVG.	G	AB	R	H	2B	3B	HR	RBI	BB	SO	SB
1984	Auburn	.247	76*	283	57	70	8	1	2	27	28	55	23
1985	Asheville	.267	135	529	87	141	27	3	23	87	37	94	18
1986	Columbus	.301	130	502	80	151	21	11	9	69	33	91	14
1987	Columbus	.242	133	488	88	118	17	9	12	57	36	93	11
1988	Columbus	.275	48	189	33	52	8	4	3	34	16	34	13
	Tucson	.222	68	176	15	39	6	4	1	17	10	38	6
1989	Tucson	.294	8	17	2	5	0	0	0	3	0	5	0
	Monclova	.318	130	487	85	155	20	12	24	86	51	112*	15

**MONTERO, JORGE PINEDA — Outfielder**

Height: 6-0      Bats: R      Born: October 21, 1968 - Santo Domingo, D.R.  
 Weight: 170      Throws: R      Resides: Santo Domingo, D.R.  
 Recommended/Signed By: Edmundo Borrome (Angels)  
 School: Quisqueña High School  
 How Obtained: Drafted by Astros in 1988 minor league draft

YEAR	CLUB	AVG.	G	AB	R	H	2B	3B	HR	RBI	BB	SO	SB
1986	Dominican	.278	48	133	25	37	7	0	6	31	16	39	4
1987	Salem	.163	44	104	11	17	4	0	1	11	15	38	2
1988	Palm Springs	.167	10	24	3	4	1	1	0	1	4	9	1
1989	Gulf Coast	.209	42	129	19	27	6	3	2	10	11	46	7

**MORRIS, KENNETH MICHAEL — Righthanded Pitcher**

Height: 6-2      Bats: R      Born: May 8, 1966  
 Weight: 198      Throws: R      Resides: Bullard, Texas  
 Recommended/Signed By: Gary Elliott (Astros)  
 School: NW Louisiana State  
 How Obtained: Selected by Astros in 22nd round of June, 1988 draft

YEAR	CLUB	W-L	ERA	G	GS	CG	SHO	SV	IP	H	R	ER	BB	SO
1988	Auburn	5-5	4.52	17	8	1	0	0	71.2	79	46	36	43	38
1989					Did Not Play									

**MOTA, ANDRES ALBERTO — Infielder**

Height: 5-10      Bats: R      Born: March 4, 1966 - Santo Domingo, D.R.  
 Weight: 180      Throws: R      Resides: La Crescenta, California  
 Recommended/Signed By: Doug Deutsch (Astros)  
 How Obtained: Selected by Astros in 12th round of June, 1987 draft  
 Career Highlights: Won back-to-back batting titles in 1988 and 1989 at Auburn and Osceola. Also led both leagues in base hits. Father, Manny, played with Los Angeles Dodgers from 1969-80 and 1982. Named to NYPL All-Star Team in 1988 and FSL All-Star team in 1989.

YEAR	CLUB	AVG.	G	AB	R	H	2B	3B	HR	RBI	BB	SO	SB
1987	Auburn	.263	70	255	26	67	9	1	4	14	16	42	6
1988	Auburn	.351*	72	271	56	95*	15	3	3	47	38	34	31
1989	Osceola	.319*	131	505	68	161*	21	4	4	69	42	61	28

**MUNOZ, JULIO ANDRES — Righthanded Pitcher**

Height: 6-3      Bats: R      Born: October, 12, 1970 - Altamire, D.R.  
 Weight: 170      Throws: R      Resides: Altamire, D.R.  
 Recommended/Signed By: Julio Linares & Ramon Perez (Astros)  
 How Obtained: Signed as a non-drafted free agent on April 23, 1988

YEAR	CLUB	W-L	ERA	G	GS	CG	SHO	SV	IP	H	R	ER	BB	SO
					(1988 Played in Dominican Summer League)									
1989	Gulf Coast	0-9	4.18	9	9	0	0	0	51.1	53	34	24	13	26

**NAVARRO, LUIS ALBERTO — Left-handed Pitcher**

Height: 6-2      Bats: R      Born: January 6, 1970 - Chicago, Illinois  
 Weight: 195      Throws: L      Resides: Miami, Florida  
 Recommended/Signed By: Pico Prado (Astros)  
 School: Southwest (FL) High School  
 How Obtained: Selected by Astros in 44th round of June, 1988 draft

YEAR	CLUB	W-L	ERA	G	GS	CG	SHO	SV	IP	H	R	ER	BB	SO
1988	Osceola	0-2	5.03	15	0	0	0	0	19.2	20	18	11	23	11
1989	Gulf Coast	0-2	3.16	7	4	0	0	0	25.2	23	11	9	11	10

**NIEVES, FIONEL — Righthanded Pitcher**

Height: 6-1      Bats: R      Born: February 14, 1970 - San Pedro de Macoris, D.R.  
 Weight: 165      Throws: R      Resides: San Pedro de Macoris, D.R.  
 Recommended/Signed By: Julio Linares & Domingo Mercedes (Astros)  
 How Obtained: Signed as a free agent on May 13, 1988

YEAR	CLUB	W-L	ERA	G	GS	CG	SHO	SV	IP	H	R	ER	BB	SO
------	------	-----	-----	---	----	----	-----	----	----	---	---	----	----	----

(1988 played in Dominican Summer League)

(1989 played in Dominican Summer League)

**NORMAND, GUY ANTHONY — Lefthanded Pitcher**

Height: 6-1      Bats: R      Born: May 7, 1964 - Grafton, North Dakota  
 Weight: 195      Throws: L      Resides: Gresham, Oregon  
 Recommended/Signed By: Tom Wheeler (Astros)  
 School: Washington State University  
 How Obtained: Selected by Astros in 13th round of June, 1986 draft

YEAR	CLUB	W-L	ERA	G	GS	CG	SHO	SV	IP	H	R	ER	BB	SO
1986	Auburn	4-2	4.28	20	8	2	0	1	54.2	53	30	26	28	49
1987	Asheville	*16-5	3.48	31	25	2	0	0	157.2	154	73	61	71	103
1988	Osceola	11-5	3.36	29	23	1	1	0	155.1	140	69	58	66	95
1989	Osceola	4-4	3.80	31	12	2	1	1	104.1	108	54	44	46	59

**NOVEL, LUIS ENRIQUE — Righthanded Pitcher**

Height: 6-1      Bats: R      Born: February 2, 1972 - Santiago, D.R.  
 Weight: 180      Throws: R      Resides: Santiago, D.R.  
 Recommended/Signed By: Julio Linares and Ramon Perez (Astros)  
 How Obtained: Signed as a non-drafted free agent, October 14, 1989

YEAR	CLUB	W-L	ERA	G	GS	CG	SHO	SV	IP	H	R	ER	BB	SO
------	------	-----	-----	---	----	----	-----	----	----	---	---	----	----	----

(1990 will be first year in pro ball)

**NYSSSEN, DAN ALLEN — Outfielder**

Height: 6-0      Bats: R      Born: September 14, 1966 - Portland, Oregon  
 Weight: 195      Throws: R      Resides: Yakima, Washington  
 Recommended/Signed By: Reggie Waller (Astros)  
 School: University of Hawaii  
 How Obtained: Selected by Astros in seventh round of June, 1987 draft  
 Career Highlights: Top vote-getter for 1987 NYP All-Star Game and earned TOPPS/Short Season Rookie All-Star Team honors after leading NYP League in hits and finishing third in batting.

YEAR	CLUB	AVG.	G	AB	R	H	2B	3B	HR	RBI	BB	SO	SB
1987	Auburn	.315	73	305	39	96*	18	3	6	55	15	36	3
1988	Asheville	.284	50	190	34	54	8	2	10	29	15	40	4
	Osceola	.208	34	130	17	27	5	2	0	19	6	17	3
1989	Osceola	.241	87	286	32	69	10	3	3	31	17	45	7

**OLANDER, JAMES BENTLEY — Outfielder**

Height: 6-4      Bats: R      Born: February 21, 1963 - Tucson, Arizona  
 Weight: 175      Throws: R      Resides: Tucson, Arizona  
 Recommended/Signed By: Fred Newlson (Astros)  
 School: Sahuaro High School  
 How Obtained: Signed by Astros as six-year free agent on February 12, 1990.

YEAR	CLUB	AVG.	G	AB	R	H	2B	3B	HR	RBI	BB	SO	SB
1981	Helena	.324	61	222	37	72	10	3	6	37	17	59	5
1982	Spartanburg	.305	121	423	77	129	25	6	12	63	61	86	12
1983	Peninsula	.249	126	503	62	125	21	3	15	79	43	146	12
1984	Reading	.262	117	362	44	95	12	2	8	47	29	62	10
1985	Portland	.222	44	72	6	16	2	0	0	6	2	17	3
	Reading	.322	64	208	30	67	13	2	4	39	29	45	2
1986	Reading	.325	129	464	77	151	33*	4	8	68	56	84	10
1987	Maine	.214	43	145	17	31	7	0	1	8	13	30	2
1988	Maine	.217	25	71	5	15	3	0	0	4	4	18	0
1989	Scranton	.252	111	274	35	69	17	4	3	29	27	69	5



**ORTIZ, JOSEPH WILLIAM — Catcher/Infielder**

Height: 6-1      Bats: R      Born: November 22, 1966, Patchogue, New York  
 Weight: 200      Throws: R      Resides: Patchogue, New York  
 Recommended/Signed By: Clark Crist (Astros)  
 School: Scottsdale (AZ) Junior College  
 How Obtained: Selected by Astros in fourth round, secondary phase of June, 1986 draft

YEAR	CLUB	AVG.	G	AB	R	H	2B	3B	HR	RBI	BB	SO	SB
1986				Did Not Play									
1987	Sarasota	.289	36	121	18	35	8	0	4	25	18	20	3
	Auburn	.236	24	72	4	17	3	0	1	9	7	19	0
1988	Asheville	.270	113	396	49	107	21	1	13	71	24	82	7
1989	Osceola	.206	115	394	47	81	18	2	3	52	42	61	6

**OSUNA, ALFONSO, JR. — Lefthanded Pitcher**

Height: 6-3      Bats: R      Born: August 10, 1965 - Inglewood, California  
 Weight: 200      Throws: L      Resides: Anaheim, California  
 Recommended/Signed By: Tom Wheeler (Astros)  
 School: Stanford University  
 How Obtained: Selected by Astros in 16th round of June, 1987 draft  
 Career Highlights: Winning pitcher in Championship Game of 1987 College World Series.

YEAR	CLUB	W-L	ERA	G	GS	CG	SHO	SV	IP	H	R	ER	BB	SO
1987	Auburn	1-0	5.74	8	0	0	0	0	15.2	16	16	10	14	20
	Asheville	2-0	2.75	14	0	0	0	2	19.2	20	6	6	6	20
1988	Asheville	6-1	1.98	31	0	0	0	3	50.0	41	19	11	25	41
	Osceola	0-1	6.94	8	0	0	0	0	11.2	12	9	9	9	5
1989	Osceola	3-4	2.66	46	0	0	0	7	67.2	50	27	20	27	62

**PAULA, ANTONIO — Catcher**

Height: 6-1      Bats: R      Born: August 20, 1970 - Los Mina, D.R.  
 Weight: 175      Throws: R      Resides: Santo Domingo, D.R.  
 Recommended/Signed By: Julio Linares and Domingo Mercedes (Astros)  
 How Obtained: Signed as a non-drafted free agent, February 24, 1989

YEAR	CLUB	AVG.	G	AB	R	H	2B	3B	HR	RBI	BB	SO	SB
1989	La Romana	.222	31	72	10	16	5	0	0	8	10	15	3

**PEREZ, FRANCISCO PINALES - Pitcher**

Height: 6-5      Bats: R      Born: June 17, 1969 - Haina, D.R.  
 Weight: 165      Throws: R      Resides: Haina, D.R.  
 Recommended/Signed By: Julio Linares (Astros)  
 How Obtained: Signed as a non-drafted free agent on July 2, 1986

YEAR	CLUB	W-L	ERA	G	GS	CG	SHO	SV	IP	H	R	ER	BB	SO
1987	Sarasota	2-6	3.92	12	12	4	0	0	80.1	82	41	35	28	51
1988	Gulf Coast	3-4	4.02	12	12	0	0	0	65.0	61	34	29	22	56
1989	Auburn	4-3	2.83	11	11	0	0	0	60.1	51	28	19	35	46
	Asheville	3-3	5.85	22	1	0	0	2	47.2	57	36	31	25	29

**PONTE, EDWARD ALBERT - Righthanded Pitcher**

Height: 6-0      Bats: R      Born: September 20, 1967 - Somerville, Massachusetts  
 Weight: 180      Throws: R      Resides: Sarasota, Florida  
 Recommended/Signed By: Shawn Pender (Astros)  
 School: Manatee (FL) Junior College  
 How Obtained: Signed as free agent on August 12, 1988

YEAR	CLUB	W-L	ERA	G	GS	CG	SHO	SV	IP	H	R	ER	BB	SO
1988	Gulf Coast	0-0	1.20	5	0	0	0	1	15.0	8	2	2	4	22
1989	Asheville	11-3	3.27	42	0	0	0	2	82.2	69	42	30	38	62

**PRAGER, HOWARD — Infielder**

Height: 6-2      Bats: L      Born: April 6, 1967 - Austin, Texas  
 Weight: 190      Throws: L      Resides: Dallas, Texas  
 Recommended/Signed By: F.D. "Cotton" Nix  
 School: University of Texas-Arlington  
 How Obtained: Selected by Astros in 31st round of June, 1989 draft  
 Career Highlight: Selected to the TOPPS/Short-Season All-Star Team after leading the New-York Penn League with 58 RBI and finishing second with a .335 average.

YEAR	CLUB	AVG.	G	AB	R	H	2B	3B	HR	RBI	BB	SO	SB
1989	Auburn	.335	73	251	54	84	15	3	8	58*	36	45	21

**PRATS, MARIO - Lefthanded Pitcher**

Height: 6-0      Bats: L      Born: June 27, 1971 - Miami, Florida  
 Weight: 180      Throws: L      Resides: Miami, Florida  
 Recommended/Signed By: Pico Prado (Astros)  
 School: Coral Park High School, Miami, Florida  
 How Obtained: Selected by Astros in 85th round of June, 1989 draft

YEAR	CLUB	W-L	ERA	G	GS	CG	SHO	SV	IP	H	R	ER	BB	SO
1989	Gulf Coast	1-1	3.22	17	0	0	0	1	36.1	28	16	13	15	40

**QUIJADA, EDWARD THOMAS — Infielder**

Height: 6-1      Bats: R      Born: July 15, 1970 - Redding, California  
 Weight: 185      Throws: R      Resides: Rio Vista, California  
 Recommended/Signed By: Tom Wheeler (Astros)  
 School: Rio Vista High School  
 How Obtained: Selected by Astros in 16th round of June, 1988 draft

YEAR	CLUB	AVG.	G	AB	R	H	2B	3B	HR	RBI	BB	SO	SB
1988	Gulf Coast	.222	44	153	17	34	3	2	1	12	7	45	3
1989	Gulf Coast	.253	25	75	10	19	6	1	0	10	19	18	2

**RAMBO, MATT - Lefthanded Pitcher**

Height: 6-3      Bats: L      Born: February 25, 1967 - Columbus, Ohio  
 Weight: 185      Throws: L      Resides: Plano, Texas  
 Recommended/Signed By: Don Williams and Randy Waddill (Phillies)  
 School: Richland (TX) Junior College  
 How Obtained: Drafted in minor league draft, December 5, 1989  
 Career Highlights: Selected as Phillies Pitcher of the Month in April 1988. Phillies first selection (second round) in June, 1987 draft.

YEAR	CLUB	W-L	ERA	G	GS	CG	SHO	SV	IP	H	R	ER	BB	SO
1987	Utica	4-4	3.74	13	13	4	0	0	74.2	79	41	31	36	52
1988	Spartanburg	12-10	3.73	26	26	6	2	0	166.1	180	98	69	54	105
	Clearwater	2-4	5.74	9	8	0	0	0	42.1	51	34	27	31	24
1989	Spartanburg	7-4	4.46	14	11	1	0	0	70.2	57	40	35	45	51

**RAMOS, GUILLERMO SABINO — Infielder**

Height: 5-9      Bats: S      Born: September 9, 1969 - San Pedro de Macoris, D.R.  
 Weight: 150      Throws: R      Resides: San Pedro de Macoris, D.R.  
 Recommended/Signed By: Domingo Mercedes & Julio Linares (Astros)  
 How Obtained: Signed as a non-drafted free agent on January 23, 1988

YEAR	CLUB	AVG.	G	AB	R	H	2B	3B	HR	RBI	BB	SO	SB
(1988 Played in Dominican Summer League)													
1989	La Romana	.227	38	88	24	20	1	0	0	4	28	10	15

**REED, TONCIE WAYNE — Outfielder**

Height: 5-11      Bats: R      Born: July 17, 1968 - Texarkana, Texas  
 Weight: 165      Throws: L      Resides: Texarkana, Texas  
 Recommended/Signed By: David Lakey & Walt Matthews (Astros)  
 School: Seminole (OK) Junior College  
 How Obtained: Selected by Astros in 31st round of June, 1987 draft

YEAR	CLUB	AVG.	G	AB	R	H	2B	3B	HR	RBI	BB	SO	SB
1988	Gulf Coast	.262	51	195	18	51	12	2	1	15	7	33	11
1989	Auburn	.274	67	241	41	66	12	5	4	35	18	64	7

**RENTERIA, EDINSON RAFAEL — Infielder**

Height: 5-11      Bats: R      Born: April 7, 1968 - Barranquilla, Columbia  
 Weight: 160      Throws: R      Resides: Barranquilla, Columbia  
 Recommended/Signed By: Carlos Alfonso & Gene Clines (Astros)  
 How Obtained: Signed as a non-drafted free agent by Astros on January 31, 1985

YEAR	CLUB	AVG.	G	AB	R	H	2B	3B	HR	RBI	BB	SO	SB
1985	Sarasota	.164	40	110	12	18	0	0	0	7	8	14	1
1986	Sarasota	.297	52	182	23	54	11	1	1	26	13	9	6
1987	Auburn	.302	71	275	37	83	16	0	1	29	33	30	10
1988	Asheville	.232	132	439	62	102	16	2	0	35	51	40	19
1989	Osceola	.238	99	340	42	81	11	3	0	23	41	46	13

**REYES, GLEN — Infielder**

Height: 6-0      Bats: S      Born: April 12, 1970 - Hollywood, California  
 Weight: 165      Throws: R      Resides: Escondido, California  
 Recommended/Signed By: Bob King (Astros)  
 School: Orange Glen (CA) High  
 How Obtained: Selected by Astros in 13th round of June, 1989 draft

YEAR	CLUB	AVG.	G	AB	R	H	2B	3B	HR	RBI	BB	SO	SB
1989	Gulf Coast	.175	33	97	8	17	1	0	0	9	10	27	6

**REYNOLDS, SHANE - Righthanded Pitcher**

Height: 6-3      Bats: R      Born: March 26, 1968 - Bastrop, Louisiana  
 Weight: 210      Throws: R      Resides: Bastrop, Louisiana  
 Recommended/Signed By: David Lakey (Astros)  
 School: University of Texas  
 How Obtained: Selected by Astros in third round of June, 1989 draft  
 Career Highlights: Played junior season with College World Series runners-up Texas after pitching two seasons for Faulkner University in Montgomery, Alabama.

YEAR	CLUB	W-L	ERA	G	GS	CG	SHO	SV	IP	H	R	ER	BB	SO
1989	Auburn	3-2	2.31	6	6	1	0	0	35.0	36	16	9	14	23
	Asheville	5-3	3.68	8	8	2	1	0	51.1	53	25	21	21	33

**RICHARDI, RICK — Infielder**

Height: 5-10      Bats: S      Born: January 21, 1964 - Gainesville, Florida

Weight: 180      Throws: R      Resides: Orlando, Florida

Recommended/Signed By: Lew Temple (Astros)

School: University of Miami

How Obtained: Signed as a free agent, August 9, 1989

Career Highlights: Member of the National Championship Miami Hurricanes team in 1985. Played professionally in Italy in 1989, setting national record for triples.

YEAR	CLUB	AVG.	G	AB	R	H	2B	3B	HR	RBI	BB	SO	SB
1987	Miami	.270	111	382	56	103	19	4	1	30	44	47	22
1988	Miami	.241	125	465	65	112	22	1	8	40	52	95	36
1989	Osceola	.333	6	12	1	4	0	0	0	1	0	2	1

**RICHISON, DAVID — Infielder**

Height: 6-1      Bats: R      Born: March 16, 1970 - Texarkana, Texas

Weight: 170      Throws: R      Resides: Texarkana, Texas

Recommended/Signed By: Chuck Edmondson (Astros)

School: Texarkana Junior College

How Obtained: Selected by Astros in 29th round of June, 1989 draft

YEAR	CLUB	AVG.	G	AB	R	H	2B	3B	HR	RBI	BB	SO	SB
1989	Did Not Play												

**RILEY, PAUL — Infielder**

Height: 6-2      Bats: R      Born: May 3, 1967 - St. Louis, Missouri

Weight: 200      Throws: R      Resides: Edwardsville, Illinois

Recommended/Signed By: Bill Kelso (Astros)

School: Southern Illinois University

How Obtained: Selected by Astros in 15th round of June, 1989 draft

YEAR	CLUB	AVG.	G	AB	R	H	2B	3B	HR	RBI	BB	SO	SB
1989	Auburn	.196	35	97	9	19	2	1	0	10	15	41	5

**RINALDI, KEVIN - Lefthanded Pitcher**

Height: 6-3      Bats: L      Born: June 8, 1968 - Orlando, Florida

Weight: 180      Throws: L      Resides: Orlando, Florida

Recommended/Signed By: Shawn Pender (Astros)

School: Bishop Moore (FL) High

How Obtained: Signed as a non-drafted free agent in 1989

YEAR	CLUB	W-L	ERA	G	GS	CG	SHO	SV	IP	H	R	ER	BB	SO
1989	Gulf Coast	3-3	4.78	21	2	0	0	0	49.0	49	38	26	23	33

**RIVAS, LIMBERT BERNADINO - Righthanded Pitcher**

Height: 6-0      Bats: R      Born: March 8, 1970 - La Descubierta, D.R.

Weight: 170      Throws: R      Resides: La Descubierta, D.R.

Recommended/Signed By: Julio Linares (Astros)

How Obtained: Signed as a non-drafted free agent on October 12, 1987

YEAR	CLUB	W-L	ERA	G	GS	CG	SHO	SV	IP	H	R	ER	BB	SO
(1988 played in Dominican Summer League)														
1989	Gulf Coast	3-3	4.82	27	0	0	0	4	53.1	63	42	28	27	44

**RIVERA, ANTONIO - Righthanded Pitcher**

Height: 6-3      Bats: R      Born: May 28, 1971 - San Pedro de Macoris, D.R.  
 Weight: 170      Throws: R      Resides: San Pedro de Macoris, D.R.  
 Recommended/Signed By: Julio Linares and Ramon Perez (Astros)  
 How Obtained: Signed as a non-drafted free agent on October 23, 1989

YEAR	CLUB	W-L	ERA	G	GS	CG	SHO	SV	IP	H	R	ER	BB	SO
------	------	-----	-----	---	----	----	-----	----	----	---	---	----	----	----

(1990 will be first season in pro ball)

**RODRIGUEZ, GABRIEL - Righthanded Pitcher**

Height: 6-0      Bats: R      Born: December 29, 1967 - Dorado, Puerto Rico  
 Weight: 205      Throws: R      Resides: Dorado, Puerto Rico  
 Recommended/Signed By: Fred Ferreira (Yankees)  
 How Obtained: Drafted by the Astros in the minor league draft on December 5, 1989

YEAR	CLUB	W-L	ERA	G	GS	CG	SHO	SV	IP	H	R	ER	BB	SO
1987	Ft. Lauderdale	3-3	4.14	14	1	0	0	0	37.0	30	19	17	19	20
	Sarasota	1-0	2.08	2	1	0	0	0	8.2	7	5	2	1	9
1988	Ft. Lauderdale	2-1	3.49	12	0	0	0	0	28.1	31	15	11	18	23
	Albany	2-5	3.34	23	8	0	0	5	62.0	51	29	23	31	59
1989	Ft. Lauderdale	0-1	0.98	13	0	0	0	3	18.1	18	2	2	10	27

**RODRIGUEZ, RUBEN — Catcher      See page 107****ROSARIO, ELIEZEL — Left-handed Pitcher**

Height: 5-11      Bats: L      Born: February 17, 1970, San Cristobal, D.R.  
 Weight: 160      Throws: L      Resides: San Cristobal, D.R.  
 Recommended/Signed By: Julio Linares and Domingo Mercedes (Astros)  
 How Obtained: Signed as a free agent on February 25, 1987

YEAR	CLUB	W-L	ERA	G	GS	CG	SHO	SV	IP	H	R	ER	BB	SO
(1987 Played in Dominican Summer League)														
1988	Gulf Coast	8-2	1.34	12	12	4*	1	0	87.1	67	22	13	14	57
	Osceola	1-0	4.50	3	3	0	0	0	12.0	13	6	6	7	10
1989	Asheville	7-7	3.61	19	15	1	0	1	102.1	115	55	41	25	61
	Osceola	0-1	9.82	2	1	0	0	0	3.2	5	4	4	1	2

**SANCHEZ, PEDRO JULIO — Infielder**

Height: 5-10      Bats: R      Born: September 9, 1966 - San Pedro de Macoris, D.R.  
 Weight: 155      Throws: R      Resides: San Pedro de Macoris, D.R.  
 Recommended/Signed By: Julio Linares (Astros)  
 How Obtained: Signed as a non-drafted free agent on July 1, 1984

YEAR	CLUB	AVG.	G	AB	R	H	2B	3B	HR	RBI	BB	SO	SB
1985	Sarasota	.249	50	173	23	43	10	3	0	12	18	31	13
1986	Auburn	.241	72	291	32	70	10	2	2	21	18	50	21
1987	Asheville	.269	124	412	63	111	31	2	2	57	30	49	28
1988	Osceola	.247	122	392	41	97	20	2	2	47	37	64	20
1989	Columbus	.268	131	444	48	119	19	5	7	54	40	88	15

**SANTANA, JOSE FRANCISCO — Outfielder**

Height: 5-11      Bats: S      Born: March 19, 1970 - San Pedro de Macoris, D.R.  
 Weight: 160      Throws: L      Resides: San Pedro de Macoris, D.R.  
 Recommended/Signed By: Julio Linares & Domingo Mercedes (Astros)  
 How Obtained: Signed as free agent on April 1, 1987

YEAR	CLUB	AVG.	G	AB	R	H	2B	3B	HR	RBI	BB	SO	SB
(1987 Played in Dominican Summer League)													
1988	Osceola	.257	52	187	29	48	6	3	0	16	22	40	22
1989	Auburn	.264	61	208	23	55	6	4	2	19	12	46	26
	Osceola	.182	6	11	2	2	0	0	0	1	2	3	1

**SCOTT, KEVIN — Catcher/Infielder**

Height: 6-3    Bats: R    Born: November 23, 1967 - Medford, Oregon  
 Weight: 175    Throws: R    Resides: Woodinville, Washington  
 Recommended/Signed By: Dan Huston (Astros)  
 School: Washington State University  
 How Obtained: Selected by the Astros in 32nd round of June, 1989 draft

YEAR	CLUB	AVG.	G	AB	R	H	2B	3B	HR	RBI	BB	SO	SB
1989	Auburn	.245	60	204	24	50	10	2	1	24	13	52	13

**SCOTT, TYRONE — Left-handed Pitcher**

Height: 6-2    Bats: L    Born: November 21, 1967 - Kansas City, Missouri  
 Weight: 175    Throws: L    Resides: Lawndale, California  
 Recommended/Signed By: Ross Sapp (Astros)  
 School: Leuzinger (CA) High School  
 How Obtained: Selected by Astros in fourth round of June, 1989 draft

YEAR	CLUB	W-L	ERA	G	GS	CG	SHO	SV	IP	H	R	ER	BB	SO
1989	Gulf Coast	0-6	6.23	12	6	0	0	0	30.1	37	34	21	32	34

**SERVAIS, SCOTT — Catcher**      See page 109**SHEEHAN, JOHN P. — Righthanded Pitcher**

Height: 6-2    Bats: R    Born: April 3, 1965 - Brooklyn, New York  
 Weight: 205    Throws: R    Resides: Bricktown, New Jersey  
 Recommended/Signed By: Clary Anderson (Astros)  
 School: Ocean County (N.J.) City College  
 How Obtained: Selected by Astros in ninth round of January, 1985 draft

YEAR	CLUB	W-L	ERA	G	GS	CG	SHO	SV	IP	H	R	ER	BB	SO
1985	Sarasota	0-2	3.52	5	4	0	0	0	15.0	15	9	6	5	9
1986	Asheville	4-2	5.19	21	6	0	0	1	59.0	60	41	34	29	31
	Osceola	1-0	2.77	7	0	0	0	0	13.0	8	4	4	5	7
1987	Asheville	5-4	3.41	43	2	0	0	14	71.1	61	32	27	36	59
1988	Osceola	4-3	3.39	41	2	0	0	7	61.0	65	36	23	19	32
1989	Osceola	3-3	4.44	41	0	0	0	12	50.2	54	32	25	19	34

**SHERMET, DAVID JEFFREY — Outfielder**

Height: 5-11    Bats: R    Born: June 12, 1966 - Long Beach, California  
 Weight: 180    Throws: R    Resides: Cypress, California  
 Recommended/Signed By: Clark Crist (Astros)  
 School: University of Arizona  
 How Obtained: Selected by Astros in 12th round of June, 1988 draft

YEAR	CLUB	AVG.	G	AB	R	H	2B	3B	HR	RBI	BB	SO	SB
1988	Auburn	.248	63	214	37	53	11	0	3	26	44	53	15
1989	Asheville	.220	103	300	52	66	18	0	3	32	54	90	18

**SILVESTRI, DAVID JOSEPH — Infielder**

Height: 6-0    Bats: R    Born: September 29, 1967 - St. Louis, Missouri  
 Weight: 180    Throws: R    Resides: St. Louis, Missouri  
 Recommended/Signed By: Bill Kelso (Astros)  
 School: University of Missouri  
 How Obtained: Selected by Astros in second round of June, 1988 draft  
 Career Highlights: Starting shortstop for U.S. Olympic Team in 1988 Seoul Olympics.  
 Named to 2nd Team All-America squad while at Missouri in 1988.

YEAR	CLUB	AVG.	G	AB	R	H	2B	3B	HR	RBI	BB	SO	SB
1988	Did Not Play - Olympic Team Member												
1989	Osceola	.254	129	437	67	111	20	1	2	50	68	71	28

**SIMON, RICHARD — Righthanded Pitcher**

Height: 6-2    Bats: R    Born: November 29, 1965 - Brooklyn, New York  
 Weight: 200    Throws: R    Resides: Brooklyn, New York  
 Recommended/Signed By: David Lakey & Jim Fleming (Astros)  
 School: St. Francis (NY) College  
 How Obtained: Selected by Astros in sixth round of June, 1986 draft

YEAR	CLUB	W-L	ERA	G	GS	CG	SHO	SV	IP	H	R	ER	BB	SO
1986	Auburn	4-6	2.92	15	15	1	0	0	89.1	76	35	29	34	54
1987	Auburn	8-2	2.59	16	16	1	1	0	107.2	104	41	31	43	80
	Osceola	1-3	4.76	5	5	0	0	0	22.2	30	25	15	23	17
1988	Asheville	9-9	3.32	23	23	6	1	0	149.0	144	71	55	53	100
	Osceola	2-2	2.81	6	6	3	1	0	41.2	38	18	13	16	19
1989	Osceola	6-8	3.79	19	19	1	0	0	121.0	126	60	51	33	66

**SMAJSTRLA, CRAIG LEE — Infielder**

Height: 5-8    Bats: S    Born: June 19, 1962 - Houston, Texas  
 Weight: 160    Throws: R    Resides: Tucson, Arizona  
 Recommended/Signed By: Fred Nelson (Astros)  
 School: Pearland (TX) High  
 How Obtained: Signed as six-year free agent on November 27, 1987  
 Career Highlights: Texas High School Player of the Year at Pearland High in 1980. Set career highs at Tucson in eight categories in 1988 before late season promotion to Houston.

YEAR	CLUB	AVG.	G	AB	R	H	2B	3B	HR	RBI	BB	SO	SB
1981	Sarasota (CHI)	.336	40	110	15	37	1	0	0	4	3	11	4
1982	Appleton	.241	8	29	5	7	2	0	0	2	3	2	4
	Niagara Falls	.304	63	270	38	82	11	10	1	29	14	21	19
1983	Appleton	.276	93	330	42	91	16	4	0	24	26	30	10
1984	Glens Falls	.264	133	497	78	131	18	6	4	41	49	49	15
1985	Glens Falls	.286	71	266	48	76	14	3	0	29	20	23	14
	Waterbury	.265	53	204	36	54	6	2	0	14	16	9	11
1986	Waterbury	.282	42	163	20	46	3	2	0	10	15	14	5
	Maine	.292	90	319	42	93	9	3	0	20	32	29	13
1987	Buffalo	.282	111	432	63	122	19	4	7	51	40	41	14
1988	Tucson	.310	133	513	89	159	30	5	4	56	35	40	28
	Houston	.000	8	3	2	0	0	0	0	0	0	1	0
1989	Tucson	.249	110	378	46	94	15	7	0	35	30	35	12

**SMALL, MARK — Righthanded Pitcher**

Height: 6-3    Bats: R    Born: November 12, 1967 - Portland, Oregon  
 Weight: 205    Throws: R    Resides: Seattle, Washington  
 Recommended/Signed By: Dan Huston (Astros)  
 School: Washington State University  
 How Obtained: Selected by Astros in 18th round of June, 1989 draft

YEAR	CLUB	W-L	ERA	G	GS	CG	SHO	SV	IP	H	R	ER	BB	SO
1989	Auburn	0-1	5.03	10	3	0	0	2	19.2	17	13	11	11	23

**SOLANO, JESUS HILARIO — Infielder**

Height: 5-11    Bats: R    Born: October 6, 1971 - San Pedro de Macoris, D.R.  
 Weight: 162    Throws: R    Resides: San Pedro de Macoris, D.R.  
 Recommended/Signed By: Julio Linares (Astros)  
 How Obtained: Signed as a non-drafted free agent on July 4, 1988.

YEAR	CLUB	AVG.	G	AB	R	H	2B	3B	HR	RBI	BB	SO	SB
(1988 Played in Dominican Summer League)													
1989	La Romana	.255	22	51	16	13	2	0	1	6	17	5	9

**SPILMAN, HARRY — Infielder**      See page 109

**ST. CLAIRE, RANDY — Righthanded Pitcher**      See page 111



**SWINTON, JERMAINE — Outfielder**

Height: 6-4      Bats: R      Born: October 9, 1972, Brooklyn, New York  
 Weight: 210      Throws: R      Resides: Brooklyn, New York  
 Recommended/Signed By: Bob Blair (Astros)  
 School: Fort Hamilton (NY) High  
 How Obtained: Selected by Astros in second round of June, 1989 draft

YEAR	CLUB	AVG.	G	AB	R	H	2B	3B	HR	RBI	BB	SO	SB
1989													

Did Not Play

**TAFOYA, DENNIS P. — Righthanded Pitcher**

Height: 6-2      Bats: R      Born: July 20, 1966, Los Angeles, California  
 Weight: 185      Throws: R      Resides: Stockton, California  
 Recommended/Signed By: Tom Wheeler (Astros)  
 School: Sacramento State University  
 How Obtained: Selected by Astros in 25th round of June, 1987 draft

YEAR	CLUB	W-L	ERA	G	GS	CG	SHO	SV	IP	H	R	ER	BB	SO
1987	Sarasota	2-1	2.61	0	0	0	0	5	41.1	35	22	12	9	16
1988	Auburn	2-2	2.78	21	0	0	0	6	32.1	28	20	10	12	22
	Asheville	0-3	9.00	6	0	0	0	0	7.0	15	10	7	4	2
1989	Osceola	7-7	2.55	55	0	0	0	12	98.2	85	35	28	25	70

**THURMOND, MARK — Lefthanded Pitcher**      See page 113**TOLENTINO, JOSE FRANCO — Infielder**

Height: 6-1      Bats: L      Born: June 3, 1961 - Mexico City, Mexico  
 Weight: 195      Throws: L      Resides: Edo de Mexico, Mexico  
 Recommended/Signed By: Fred Nelson (Astros)  
 School: University of Texas  
 How Obtained: Signed as free agent in 1988.

YEAR	CLUB	AVG.	G	AB	R	H	2B	3B	HR	RBI	BB	SO	SB
1983	Medford	.331	49	181	33	60	11	1	7	39	15	17	1
1984	Modesto	.283	66	251	40	71	17	1	14	54	29	34	4
	Albany	.284	71	257	32	73	13	1	5	43	16	35	2
1985	Tacoma	.257	106	339	38	87	24	1	6	41	38	53	1
1986	Huntsville	.315	137	540	80	170	28	0	16	105	53	57	7
1987	Tacoma	.228	59	202	16	46	8	0	3	26	21	29	0
	Huntsville	.237	49	173	20	41	6	0	6	25	21	28	1
1988	Oklahoma City	.214	48	131	6	28	4	0	0	8	20	20	0
	Columbus	.305	72	259	33	79	10	3	9	53	36	32	1
1989	Tucson	.272	128	408	61	111	27	1	9	64	62	72	2

**TORRES, PHIL — Righthanded Pitcher**

Height: 5-11      Bats: R      Born: December 31, 1962 - Alhambra, California  
 Weight: 160      Throws: R      Resides: Temple City, California  
 Recommended/Signed By: Gail Henley (Dodgers)  
 School: San Diego State University  
 How Obtained: Signed as a free agent by Astros in 1989.

YEAR	CLUB	W-L	ERA	G	GS	CG	SHO	SV	IP	H	R	ER	BB	SO
1984	Great Falls	4-3	4.07	29	0	0	0	2	48.2	48	25	22	27	53
1985	Bakersfield	12-4	3.74	58	0	0	0	19	101.0	84	50	42	54	112
	Vero Beach	0-0	0.00	2	0	0	0	1	6.0	1	1	0	3	10
1986	San Antonio	5-4	3.86	54	0	0	0	8	77.0	79	35	33	27	66
1987	Vero Beach	0-1	4.91	6	0	0	0	4	7.1	9	4	4	2	7
	San Antonio	2-4	3.21	44	0	0	0	5	75.2	66	30	27	32	73
1988	San Antonio	1-3	3.43	36	1	0	0	2	57.2	46	30	22	27	56
	Bakersfield	1-1	0.00	6	0	0	0	1	5.1	3	1	0	3	5
	Albuquerque	1-1	4.50	8	0	0	0	1	14.0	12	7	7	5	13
1989	Columbus	2-0	2.85	33	0	0	0	3	53.2	43	21	17	24	56

**TRICE, WALTER MAURICE — Lefthanded Pitcher**

Height: 6-3      Bats: L      Born: July 28, 1966 - Los Angeles, California  
 Weight: 190      Throws: L      Resides: San Diego, California  
 Recommended/Signed By: Reggie Waller (Astros)  
 School: United States International University  
 How Obtained: Selected by Astros in 15th round of June, 1988 draft  
 Career Highlights: Led Florida State League in wins in 1989.

YEAR	CLUB	W-L	ERA	G	GS	CG	SHO	SV	IP	H	R	ER	BB	SO
1988	Auburn	8-4	1.90	14	13	6	1	0	104.0	83	34	22	24	107
1989	Osceola	*16-4	2.57	28	27	7	3	0	182.1	179	68	52	39	94

**TUNNELL, LEE — Righthanded Pitcher**      See page 115**VALENTIN, EDWIN GENARO — Infielder**

Height: 5-11      Bats: S      Born: March 27, 1970 - Salinas, Puerto Rico  
 Weight: 160      Throws: R      Resides: Aguirre, Puerto Rico  
 Recommended/Signed By: Frankie Thon (Astros)  
 How Obtained: Signed as a non-drafted free agent on May 27, 1988.

YEAR	CLUB	AVG.	G	AB	R	H	2B	3B	HR	RBI	BB	SO	SB
1988	Gulf Coast	.292	9	24	0	7	1	0	0	5	1	1	1
1989	Auburn	.214	57	192	18	41	2	1	0	12	12	38	7

**VERES, NELSON DARIO — Infielder**

Height: 6-1      Bats: R      Born: June 3, 1971 - Bonao, D.R.  
 Weight: 210      Throws: R      Resides: Bonao, D.R.  
 Recommended/Signed By: Julio Linares & Ramon Perez (Astros)  
 How Obtained: Signed as a non-drafted free agent on April 22, 1989.

YEAR	CLUB	AVG.	G	AB	R	H	2B	3B	HR	RBI	BB	SO	SB
(1990 will be first season in pro ball)													

**WALL, DONNIE — Righthanded Pitcher**

Height: 6-1      Bats: R      Born: July 11, 1967 - Potosi, Missouri  
 Weight: 180      Throws: R      Resides: Festus, Missouri  
 Recommended/Signed By: O.H. Robertson (Astros)  
 School: University of Southwestern Louisiana  
 How Obtained: Selected by Astros in 18th round of June, 1989 draft

YEAR	CLUB	W-L	ERA	G	GS	CG	SHO	SV	IP	H	R	ER	BB	SO
1989	Auburn	7-0	1.79	12	8	3	1	1	65.1	45	17	13	12	69

**WHEELER, KEN — Righthanded Pitcher**

Height: 6-4      Bats: R      Born: July 3, 1971 - Chillicothe, Ohio  
 Weight: 180      Throws: R      Resides: Chillicothe, Ohio  
 Recommended/Signed By: Gerry Craft (Astros)  
 School: Chillicothe (OH) High School  
 How Obtained: Selected by Astros in 11th round of June, 1989 draft

YEAR	CLUB	W-L	ERA	G	GS	CG	SHO	SV	IP	H	R	ER	BB	SO
1989	Gulf Coast	1-4	4.00	14	8	0	0	0	54.0	51	33	24	25	45

**WINDES, RODNEY THOMAS — Lefthanded Pitcher**

Height: 6-2    Bats: L    Born: July 21, 1966 - Long Beach, California

Weight: 175    Throws: L    Resides: Los Alamitos, California

Recommended/Signed By: Doug Deutsch (Astros)

School: Cal State L.A.

How Obtained: Selected by Astros in 18th round of June, 1988 draft

YEAR	CLUB	W-L	ERA	G	GS	CG	SHO	SV	IP	H	R	ER	BB	SO
1988	Auburn	4-4	4.10	25	0	0	0	3	52.2	45	28	24	19	55
1989	Asheville	4-5	3.68	53	0	0	0	4	71.0	66	36	29	31	48

**YELDING, ERIC — Infielder      See page 117****YOUNGBLOOD, JOEL — Outfielder      See page 118****ZORRILLA, ALBERTO MONTERO — Infielder**

Height: 6-2    Bats: R    Born: August 12, 1970 - La Romana, D.R.

Weight: 165    Throws: R    Resides: La Romana, D.R.

Recommended/Signed By: Adriano Rodriguez &amp; Julio Linares (Astros)

How Obtained: Signed as a non-drafted free agent in 1988

YEAR	CLUB	AVG.	G	AB	R	H	2B	3B	HR	RBI	BB	SO	SB
(1988 Played in Dominican Summer League)													
1989	La Romana	.281	39	89	11	25	6	2	0	12	15	15	11

## RULES OF INTEREST

**PLAYER LIMITS:** 40 until opening day, when the number must be reduced to 25 until September 1, when it again becomes 40.

**DETERMINING BATTING AVERAGE:** Divide the number of hits by the number of at-bats.

**DETERMINING AN EARNED RUN AVERAGE:** Multiply the number of earned runs by nine; take the number and divide it by the number of innings pitched.

**DETERMINING SLUGGING PERCENTAGE:** Divide the total bases of all safe hits by the total times at bat. (At-bats do not include walks, sacrifices, hit by pitcher, or times awarded first base because of interference or obstruction).

**DETERMINING FIELDING AVERAGE:** Divide the total putouts and assists by the total of putouts, assists and errors.

**DETERMINING PERCENTAGE OF GAMES WON AND LOST:** Divide the number of games won by the total games won and lost.

**CONSECUTIVE HITTING STREAKS:** A consecutive hitting streak shall not be terminated if the plate appearance results in a base on balls, hit batsman, defensive interference or a sacrifice bunt. A sacrifice fly shall terminate the streak.

**CONSECUTIVE-GAME HITTING STREAKS:** A consecutive-game hitting streak shall not be terminated if a player's plate appearances (one or more) result in a base on balls, hit batsman, defensive interference or a sacrifice bunt. The streak shall terminate if the player has a sacrifice fly and no hit.

**CONSECUTIVE-GAME PLAYING STREAK:** A consecutive game playing streak shall be extended if the player plays one half-inning on defense, or if he completes a time at bat by reaching base or being put out. A pinch-running appearance only shall not extend the streak. If a player is ejected from a game by an umpire before he can comply with the requirements of this rule, his streak shall continue.

**TRADING REGULATIONS:** Players are available on waivers in reverse order of standings, at the time waivers expire, if more than 30 days after start of the season; otherwise in reverse order of standings at close of preceding season.

**WAIVER PERIODS:** November 11th-30th day of the season; 31st day of the season-July 31st; August 1st-November 10th. For assignment from one Major League club to another, waivers are necessary ONLY beginning August 1st and ending on the day following the close of the championship season. At all other times, no waivers are necessary for trades at the Major League level.

**DETERMINING ON-BASE PERCENTAGE:** Divide hits plus total bases on balls plus hit-by-pitch by at-bats plus total bases on balls plus hit-by-pitch and sacrifice flies (for purposes of this percentage, ignore being awarded first base on interference or obstruction).

**DETERMINING the MAGIC NUMBER:** Determine the number of games yet to be played, add one, then subtract the number of games ahead in the loss column of the standings from the closest opponent.

**NIGHT GAME:** Any game that starts at 5 p.m. or later.

**QUALIFICATIONS FOR BATTING CHAMPIONSHIP:** Highest batting average based on a minimum of 502 appearances at the plate, which may include walks, sacrifices, hit by pitcher, etc.

**QUALIFICATIONS FOR PITCHING CHAMPIONSHIP:** Lowest earned run average with a minimum of 162 innings pitched.

**QUALIFICATIONS FOR A ROOKIE:** Not more than 130 at-bats or 50 inning pitched in the major leagues during a previous season or seasons, nor more than 45 days on a major league roster during the 25-player limit (excluding time in military service).

**SAVE RULE:** Credit a pitcher with a save when he meets all three of the following conditions: (1) He is the finishing pitcher in a game won by this club; and (2) He is not the winning pitcher; and (3) He qualified under one of the following conditions: (a) He enters the game with a lead of no more than three runs and pitches for at least one inning; or (b) He enters the game, *regardless of the count*, with the potential tying run either on base, or at bat, or on deck (that is, the potential tying run is either already on base or is one of the first two batsmen he faces); or (c) He pitches effectively for at least three innings.

## NOTES

## NOTES

## NOTES



# Astros®

1 9 9 0

## SPECIAL EVENT DATES

- |          |   |
|----------|---|
| April 9  | Equitable Old Timers Game — Yankees vs. Astros                    |
| April 14 | Skittles Youth Clinic   |
| April 15 | Visors from Looney Tunes °  |
| April 28 | Blue Astros Caps from HSE   |
| April 29 | "Feel The Heat" Poster from Kroger<br>Skittles Youth Photo Day    |
| May 7    | USA Today All-Star Balloting Begins                               |
| May 19   | Sports Bags from Kroger & Coca-Cola<br>Skittles Youth Clinic      |
| May 20   | Jackets from Fingers Furniture °                                  |
| June 8   | Colt .45s Caps from Bud Light<br>(First 30,000 fans 21 and older) |
| June 9   | Middle Inning Pitchers from Gatorade †                            |
| June 24  | Texas High School All-Star Baseball Game                          |
| July 1   | USA Today All-Star Balloting Ends                                 |
| July 14  | Autographed Baseballs from Kroger                                 |
| July 21  | Batting Helmets from Kudos °                                      |
| Aug. 11  | Donruss Card Books from Leaf °                                    |
| Aug. 26  | Back Packs from Coca-Cola °                                       |

° For youngsters 14 and under      † For adults

*Giveaways are for all fans unless otherwise indicated.*

*Supplies limited on most items. Schedule as of 1/15/90.*

*All promotions subject to change. More promotions to come!*



# ASTROS FANS, THIS BUD'S FOR YOU.®



1990 HOUSTON ASTROS MEDIA GUIDE